



2023-2024

MEDIA GUIDE



2023-24 SCHEDULE



2023-24 SEASON SCHEDULE

KEY:

HOME

AWAY

OCTOBER 2023

SUN	MON	TUE	WED	THU	FRI	SAT
1	2	3	4	5	6	7
8	9	10	11	at CBJ 7:00 PM	12	at OTT 1:00 PM
15	16	vs VAN 7:00 PM	17	vs EDM 7:30 PM	18	at DAL 8:00 PM
22	23	at VGK 1:00 PM	24	vs MIN 7:30 PM	25	vs ANA 1:00 PM
29	30 vs CAR 7:00 PM	31				

NOVEMBER 2023

SUN	MON	TUE	WED	THU	FRI	SAT
			1 vs BUF 7:00 PM	2	3 at BUF 7:00 PM	4 vs LAK 7:30 PM
5	6	7 at SJS 10:30 PM	8	9	10 at ANA 10:00 PM	11 at LAK 10:30 PM
12	13	14	15 at CAR 7:30 PM	16	17	18 vs VGK 1:00 PM
19 vs CBJ 5:30 PM	20	21	22 at NYI 7:30 PM	23	24 vs NYR 1:00 PM	25 at NYI 7:30 PM
26	27	28 vs CAR 7:30 PM	29	30 vs NJD 7:00 PM		

DECEMBER 2023

SUN	MON	TUE	WED	THU	FRI	SAT
					1	2 at PIT 7:00 PM
3	4 vs PIT 7:00 PM	5	6	7 at ARI 9:00 PM	8	9 at COL 9:00 PM
10	11	12 vs NSH 8:00 PM	13	14 vs WSH 7:00 PM	15	16 vs DET 7:00 PM
17	18	19 at NJD 7:00 PM	20	21 vs NSH 7:00 PM	22 at DET 7:00 PM	23
24 at CBJ 8:00 PM	25	26	27	28 at VAN 10:00 PM	29 at SEA 10:00 PM	30

JANUARY 2024

SUN	MON	TUE	WED	THU	FRI	SAT
	1 at EDM 9:00 PM	2	3	4 vs CBJ 7:00 PM	5	6 vs CGY 1:00 PM
7	8 vs PIT 7:00 PM	9	10 vs MTL 7:00 PM	11	12 at MIN 8:00 PM	13 at WPG 7:00 PM
14	15 at STL 8:00 PM	16	17	18 vs DAL 7:00 PM	19	20 vs COL 1:00 PM
21 vs OTT 1:00 PM	22	23 vs TBL 7:00 PM	24	25 at DET 7:00 PM	26	27 vs BOS 12:30 PM
28	29	30	31			

FEBRUARY 2024

SUN	MON	TUE	WED	THU	FRI	SAT
				1	2	3
4	5	6	7	8 at FLA 7:00 PM	9	10 vs WPG 7:00 PM
11	12 vs ARI 7:00 PM	13	14	15 at TOR 7:00 PM	16	17 at NJD 8:00 PM
18	19	20	21 at CHI 7:30 PM	22	23	24 vs NYR 3:00 PM
25	26	27 vs TBL 7:00 PM	28	29	30	31 at PIT 3:30 PM

MARCH 2024

SUN	MON	TUE	WED	THU	FRI	SAT
					1 at WSH 7:00 PM	2 vs OTT 7:00 PM
3	4 vs STL 7:30 PM	5	6	7 at FLA 7:00 PM	8	9 at TBL 7:00 PM
10	11	12 vs SJS 7:00 PM	13	14 vs TOR 7:00 PM	15	16 at BOS 7:00 PM
17	18	19 vs TOR 7:00 PM	20	21 at CAR 7:00 PM	22	23 vs BOS 1:00 PM
24 vs FLA 6:00 PM	25	26 at NYR 7:00 PM	27	28 at MTL 7:00 PM	29	30 vs CHI 7:00 PM
31						

APRIL 2024

SUN	MON	TUE	WED	THU	FRI	SAT
	1 vs NYI 7:00 PM	2	3	4	5 at BUF 7:00 PM	6 at CBJ 7:00 PM
7	8	9 at MTL 7:00 PM	10	11 at NYR 7:00 PM	12	13 vs NJD 5:00 PM
14	15	16 vs WSH 7:00 PM	17	18	19	20
21	22	23	24	25	26	27
28	29	30				

TABLE OF CONTENTS

PHILADELPHIA
FLYERS

2023-24 PHILADELPHIA FLYERS TEAM GUIDE OFFICIAL PUBLICATION OF THE PHILADELPHIA FLYERS

MANAGING EDITOR
MEGAN KOGUT

EDITORS

ALLIE SAMUELSSON
JUSTIN FORTUNA
SAMANTHA HUNT
BILL MELTZER
BRIAN SMITH

SPECIAL THANKS
NATIONAL HOCKEY LEAGUE

PHOTOGRAPHY

LEN REDKOLES, GETTY IMAGES

COPYRIGHT © 2023
PHILADELPHIA FLYERS

The information contained in this publication was compiled by the Philadelphia Flyers and is provided as a courtesy to our fans and the media, and may be used for personal and editorial purposes only. Any commercial use of this information is prohibited without the prior written consent of the Philadelphia Flyers and Comcast Spectacor. All NHL and team insignias depicted in this publication are the property of NHL Enterprises, Inc. and the respective teams and may not be reproduced for commercial purposes without the prior written consent of NHL Enterprises, Inc.

TABLE OF CONTENTS

2023-24 SCHEDULE.....	2	FELIX SANDSTROM	87
TABLE OF CONTENTS	3	TRAVIS SANEHIM.....	89
STAFF DIRECTORY.....	5	NICK SEELER.....	91
NEW ERA OF ORANGE.....	11	MARC STAAL.....	93
NEW WELLS FARGO CENTER.....	12	OWEN TIPPETT	95
FLYERS CHARITIES.....	14	SEAN WALKER.....	97
FLYERS COMMUNITY RELATIONS	15	CAM YORK.....	99
FLYERS ALUMNI ASSOCIATION	16	EGOR ZAMULA.....	101
COMCAST SPECTACOR	18	FUTURE FLYERS	112
HOCKEY OPERATIONS	27	HOW THE FLYERS WERE BUILT	122
COACHING STAFF	42	LEHIGH VALLEY PHANTOMS	123
MEDICAL & TRAINING STAFF	48	READING ROYALS	124
EQUIPMENT STAFF.....	51	2022-23 SEASON NOTES	126
WADE ALLISON.....	55	2022-23 GAME-BY-GAME	131
CAM ATKINSON	57	2022-23 STAT BREAKDOWN	132
NOAH CATES.....	59	2022-23 FINAL SEASON STATS.....	135
SEAN COUTURIER	61	2022-23 HOME & ROAD SPLITS	136
NICOLAS DESLAURIERS.....	63	2022-23 SEASON HIGHS/LOWS	137
SAMUEL ERSSON.....	65	2022-23 INJURY REPORT	139
JOEL FARABEE.....	67	THE LAST TIME.....	140
MORGAN FROST.....	69	ALL-TIME RECORD vs. OPPONENTS.....	142
CARTER HART.....	71	ALL-TIME STREAKS vs. NHL TEAMS	143
GARNET HATHAWAY.....	73	ANAHEIM DUCKS	144
TRAVIS KONECNY	75	ARIZONA COYOTES.....	146
TANNER LACZYNSKI.....	77	BOSTON BRUINS.....	148
SCOTT LAUGHTON.....	79	BUFFALO SABRES	150
CAL PETERSEN	81	CALGARY FLAMES.....	152
RYAN POEHLING	83	CAROLINA HURRICANES.....	154
RASMUS RISTOLAINEN	85	CHICAGO BLACKHAWKS	156



TABLE OF CONTENTS

COLORADO AVALANCHE.....	158	ALL-TIME INDIVIDUAL SHOOTOUT	243
COLUMBUS BLUE JACKETS.....	160	ALL-TIME SHOOTOUT	244
DALLAS STARS.....	162	ALL-TIME SHOOTOUT VS. NHL.....	246
DETROIT RED WINGS.....	164	ALL-TIME DRAFT PICKS.....	249
EDMONTON OILERS.....	166	ALL-TIME ROSTER (ALPHA).....	252
FLORIDA PANTHERS.....	168	ALL-TIME ROSTER (NUM.).....	257
LOS ANGELES KINGS.....	170	ALL-TIME TRADES.....	263
MINNESOTA WILD.....	172	1973-74 STANLEY CUP CHAMPIONS.....	274
MONTREAL CANADIENS.....	174	1974-75 STANLEY CUP CHAMPIONS.....	275
NASHVILLE PREDATORS.....	176	1975-76 CAMPBELL CONFERENCE CHAMPIONS.....	276
NEW JERSEY DEVILS.....	178	1979-80 CAMPBELL CONFERENCE CHAMPIONS.....	277
NEW YORK ISLANDERS.....	180	1984-85 WALES CONFERENCE CHAMPIONS.....	278
NEW YORK RANGERS.....	182	1986-87 WALES CONFERENCE CHAMPIONS.....	279
OTTAWA SENATORS.....	184	1996-97 EASTERN CONFERENCE CHAMPIONS.....	280
PITTSBURGH PENGUINS.....	186	2009-10 EASTERN CONFERENCE CHAMPIONS.....	281
SAN JOSE SHARKS.....	188	SPECTRUM HISTORY.....	290
SEATTLE KRAKEN.....	190	STANLEY CUP TEAMS.....	291
ST. LOUIS BLUES.....	192	HONOR ROLL.....	292
TAMPA BAY LIGHTNING.....	194	HISTORIC MOMENTS.....	296
TORONTO MAPLE LEAFS.....	196	ALL-TIME PLAYOFF RECORDS.....	311
VANCOUVER CANUCKS.....	198	PLAYOFF HISTORY VS. NHL TEAMS.....	312
VEGAS GOLDEN KNIGHTS.....	200	TEAM-BY-TEAM SERIES HISTORY.....	314
WASHINGTON CAPITALS.....	202	STANLEY CUP PLAYOFF RESULTS.....	315
WINNIPEG JETS.....	204	ALL-TIME PLAYOFF SCORING.....	320
FLYERS RECORD BY GAME-BEST.....	207	ALL-TIME PLAYOFF LEADERS.....	323
FLYERS RECORD BY GAME-WORST.....	208	ALL-TIME PLAYOFF GOALTENDING.....	324
ALL-TIME REGULAR SEASON RECORD.....	209	PLAYOFF RECORD BOOK.....	325
ALL-TIME HOME & ROAD RECORD.....	210	PLAYOFF OVERTIME RESULTS.....	330
ALL-TIME OT/SO RECORDS.....	211	PLAYOFF HAT TRICKS.....	331
ALL-TIME HOME ATTENDANCE.....	212	PLAYOFF PENALTY SHOTS.....	332
OPENING GAME RECORD.....	213	MEDIA POLICIES AND PROCEDURES.....	334
HOME/ROAD OPENING GAME.....	214	HOCKEY COMMUNICATIONS TEAM.....	335
COACHES REGISTER/"MOSTS".....	215	TELEVISION BROADCASTERS.....	336
SEASON TEAM LEADERS.....	216	RADIO BROADCASTERS.....	337
TEAM LEADERS/ROOKIE SCORING.....	217	FLYERS BROADCAST NETWORK.....	338
ALL-TIME SCORING LIST.....	219	FLYERS BROADCAST NETWORK.....	339
ALL-TIME GOALTENDING LIST.....	222	2023-24 NHL OFFICIALS.....	340
ALL-TIME CATEGORY LEADERS.....	223	NHL CRITICAL DATES.....	341
ALL-TIME STREAKS.....	224		
RECORD BOOK.....	225		
ALL-TIME PENALTY SHOTS FOR.....	228		
ALL-TIME PENALTY SHOTS AGAINST.....	229		
ALL-TIME HAT TRICKS FOR.....	230		
ALL-TIME HAT TRICKS AGAINST.....	233		
ALL-TIME SHUTOUTS FOR.....	235		
ALL-TIME SHUTOUTS AGAINST.....	237		
ALL-TIME OVERTIME.....	239		

STAFF DIRECTORY

PHILADELPHIA
FLYERS

PHILADELPHIA FLYERS

WELLS FARGO CENTER | 3601 S. BROAD STREET | PHILADELPHIA, PA 19148

TICKETS: (215) 218-7825 | PHILADELPHIAFLYERS.COM

EXECUTIVE MANAGEMENT

Chairman & CEO of Comcast Spectacor, Governor of Philadelphia Flyers	Daniel J. Hilferty
EVP, Chief Revenue Officer	Todd Glickman
President of Hockey Operations, Alternate Governor	Keith Jones
General Manager	Daniel Briere
President, Wells Fargo Center	Phil Laws
EVP, Chief Financial & Administration Officer, Alternate Governor	Blair Listino
EVP, Chief Legal & Strategy Office, Alternate Governor	John Master
SVP, Business Administration	Cynthia Punsalan
Chief of Staff to Chairman & CEO	Emily Malmstrom
Administrative Manager	Frani Scheidly
Sr. Executive Assistants	Patty Butler, Victoria Howard
Executive Assistant to President of Hockey Operations	Jody Clarke
Executive Assistant to General Manager	Susan Papaneri
Coordinator, Business Administration	Alexis Santarelli

COMCAST SPECTACOR

SVP, Legal & Deputy General Counsel	Betsy McGill
VP, Legal & Risk Management	Laurie Kleinman
Counsel, Legal & Business Affairs	James Ermilio
Contract Specialist	Mary Ellen Markle
Executive Assistant	Porchia Pelt

HOCKEY OPERATIONS

Vice President, Assistant General Managers	Brent Flahr, Barry Hanrahan
Assistant General Manager	Alyn McCauley
Head Coach	John Tortorella
Associate Coach	Brad Shaw
Assistant Coaches	Rocky Thompson, Darryl Williams
Assistant Coach, Skills	Angelo Ricci
Goaltending Coach	Kim Dillabaugh
Head Video Coach	Adam Patterson
Assistant Video Coach	Vinny Yula
Senior Advisors	Bill Barber, Bob Clarke, Paul Holmgren, Dean Lombardi, Bob Murray,
Special Assistants to Hockey Operations	John LeClair, Patrick Sharp
Director, Hockey Operations	Tom Minton
Director, Hockey Analytics & Strategy	Ian Anderson
Assistant Director, Hockey Analytics	Jacob Hurlbut
Lead Data Scientist	Cole Anderson
Data Engineer	Gavin McClelland
Vice President, Player Engagement & Team Services	Bryan Hardenbergh
Manager, Team Operations	Kevin Braeunle
Vice President, Athlete Performance and Wellness	Ian McKeown
Head Athletic Trainer	Tommy Alva
Assistant Athletic Trainers	Alex Ambrose, Joe Mele



STAFF DIRECTORY

Physical Therapists	Jonathan Kirsch, Zachary Schwarz
Head Athletic Performance	Dan Warneke
Reconditioning Coordinator & Assistant Performance Coach	DeRick O’Connell
Performance Chef	Scott Megill
Chiropractor	Reed Spiller
Massage Therapist	Melissa Rucker
Mental Performance Coach	Jeremy Rahn
Head Equipment Manager	Rick Bronwell
Assistant Equipment Managers	John Peters, Alan Oman
Director of Player Development	Riley Armstrong
Assistant Director of Player Development	Nick Schultz
Player Development Coaches	Sam Morin, Chris Stewart
Goaltender Development	Brady Robinson
Player Development, Europe & Scout	Sami Kapanen
Director, Pro Scouting	Mike Eastwood
Pro Scouts	Dave Brown, Greg Chase, Ross Fitzpatrick, Dany Heatley, Daniel Tremblay
Amateur Scouts	Grant Armstrong, Shane Fukushima, Martin Gendron, Mark Greig, Todd Hearty, Dennis Patterson, Steven Stefanski
Director, European Scouting	Joakim Grundberg
Amateur Scouts, Europe	Ken Hoodikoff, Sami Sandell, Jan Slansky
College Scouts	Wade Clarke, Len Quesnelle, Kyle Shero
Manager, Training Center	Mike Craytor
Equipment Managers	Anthony Oratorio, Mike Lefczik
Medical Director	Dr. Gary Dorshimer
Internal Medicine Physicians	Dr. Raza Ahmad, Dr. Rosemary Kearney
Head Orthopedic Surgeon	Dr. James Carey
Assistant Orthopedic Surgeon	Dr. Milt Zgonis
Maxillofacial Surgeon	Dr. Guy Lanzi
VP, Hockey Communications	Joe Siville
Manager, Hockey Communications	Megan Kogut
Coordinator, Hockey Communications	Allie Samuelsson

BUSINESS ANALYTICS & STRATEGY

SVP, Business Strategy & Analytics	Sam Ebb
VP, Business Analytics	Anthony Brock
Manager, Secondary Market	Alyssa Argenio
Business Analyst	Jessica Biel
Sr. Manager, Data Engineering & Analytics	Alex Claffey
VP, Retail	Adrienne Briones-Carlson
Director, Business Strategy & Analytics	Stephen Garrell, Nicholas Deemer-Berdux
Sr. CRM & Business Analyst	Will Dunn
Sr. Manager, Inventory Optimization & Analytics	Michael Peterson
CRM Analyst	Elizabeth Scott

COMMUNICATIONS

SVP, Public Affairs	Sean Coit
Sr. Director, Corporate Communications	Meghan Flanagan
Manager, Communications	Magdalena Ciccone
Specialist, Communications	Kate Kizitaff

COMMUNITY RELATIONS

VP, Community Development	Brad Marsh
Director, Community Development	Bob Kelly
Sr. Director, Community Relations & Hockey Development	Rob Baer
Director, Community Relations	Tori Kimberly
Manager, Community Relations	Jason Williams
Coordinator, Community Relations	Emily Springle

CORPORATE PARTNERSHIPS

SVP, Corporate Partnerships	Dan Wise
Director, Corporate Partnerships Development	Brian Rooney
Director, Partnership Activation	Steve Coskey
Senior Manager, Partnership Activation	Taylor Farrara
Senior Manager, Corporate Partnerships	Logan Wilde
Manager, Partnership Activation	Sarah Lynch, Doug Porzio
Manager, Corporate Partnerships Development, Emerging Platforms	John Denton
Manager, Corporate Partnerships	Zach Ward
Coordinator, Corporate Partnerships	Rachel Silverman
Account Manager	Mary McGuinness

CREATIVE CONTENT

Sr. VP, Brand & Creative Content	Brian Adams
VP, Content & Digital Marketing	Christine Mina
Sr. Manager, Digital Media	Brian Born
Producer, Social Media	Angelo Tedesco
Specialist, Digital Media	Julia Meehan
Sr. Video Production Manager	Max Farrara
Sr. Motion Graphics Designer & Editor	Matt Stalker
Motion Graphics Designer	Mike DiSipio
Jr. Graphics Designer	Margaret Plum
Sr. Editor	Lauren Tancredi
Sr. Video Producer & Editor	Ryan Haagen
Video Producer & Editor	Jackson Dunavant, John Feher
Graphic Designer	Keenan Jones, Hannah Pugh, Frank White
Jr. Graphic Designer	Shannon Corr
Manager, Print Production	Joe Merwin
Manager, Creative Content	Chris DelleMonache
Director, Broadcasting & Content	Brian Smith
PhiladelphiaFlyers.com Contributor	Bill Meltzer
Flyers Broadcast Network Host	Jason Myrtetus

FINANCE

SVP, Financial Planning & Analysis	Jack Dugan
VP, Finance & Accounting	Zaahira Lynard
Sr. Director, Finance & Accounting	Julie Troung
Director, Accounting	Rachel Toomey
Manager, Accounting	ShuWei Cheng, Dana Nesta
Manager, Financial Systems	Andrea Kolodij
Sr. Manager, Financial Planning	Michael Brand
Analyst FP & A	Nagid Walle



STAFF DIRECTORY

Sr. Accountants	Travis Detweiler, Austin Duran
Staff Accountants	Jake Baron, Samantha Dominy, Candy McKnight, Tyler Sims, Louis Vannicola
Accounting Coordinators	Jamie Rossi, Kathy Wegfahrt
Coordinator, Retail	Caleb Choe
System Analyst	Anuraag Ramasahayam

FLYERS CHARITIES

SVP, Community Relations/Executive Director, Flyers Charities	Cindy Stutman
Sr. Director, Development	Julia Dougherty
Manager, Marketing & Events	Christine Sibley
Flyers Charities Coordinator	Ryan Hemsley

GROUP SALES

Sr. Director, Group Sales	Gab Bendistis
Director, Group Sales	Zachary Henderson
Specialist, Group Sales	Kelly Higginbotham
Sr. Account Executive, Group Sales	Dan Pike, Grace Powers
Account Executive, Group Events	Gianni Alession, Tim Davis, Madison Heckman, Mules Loughlin, Morgan Rutt, Jacob Siwert
Account Executive, Group Sales	Ethan Capozello, Spencer Davis, Connor Fahie, Patrick Hall
Coordinator, Ticket Sales	Maura Schmidt

HUMAN RESOURCES

VP, Human Resources	Lauren McNally
Director, Human Resources	Ashley Coffin
Generalist, Human Resources	Kelsey Fortunato
Coordinator, Human Resources	Justin Condora

INSIDE SALES

Manager, Inside Sales	Jessica Beer
Inside Sales Representative	Alexander Backiel, Jacob DiBattista, Isaac Gold, Alessandro Mancuso, Jeffrey Manto, Ari Nahum, Blake Guerriero, James Paoli, Rayla Marsh, Rose Scannell, Sydney Bracy, Thomas Webb, William Schiffrman, Henry Carroll, Connor Muly

MARKETING & ADVERTISING

VP, Marketing	Georgieann Michels
Director, Revenue Operations	Danielle Ellick
Director, Marketing	Meghan Carrigan
Sr. Manager, Marketing Solutions	Ben DiCandilo
Manager, Digital Media	Dennis Grove
Manager, Growth Marketing	Kellie Barnes
Manager, Event Marketing	Emily Wavrek
Media Manager	Tricia Rellosa Coen
Coordinator, Growth Marketing	Ryan Koos
Grassroots Marketing Associate	Alex Heard, Juliana Morgan, Armanii Sanchez-Hite, Noah Shanken

MEMBERSHIP SALES & SERVICES

Director, Ticketing & Sales Enablement	David Sedei
St. Account Executive, Membership Sales	Andrew Barry
Manager, Sales Enablement	Schuler Ravencraft
Account Executive, Membership Sales	James Birrane, Corey Gillmer, Derrick Grass, Josh Holobetz, Vernell Mackey, Angelo Pellegrini Dalton Spillan, Shawn Stefanski,

STAFF DIRECTORY

PHILADELPHIA
FLYERS

Coordinator, Ticket Sales & Membership Services	Noelle Teodoro
Director, Membership Services	Pat Ayling
Manager, Membership Services	Dave Tierno
Manager, Membership Services & Communications	Julian Franklin
Account Manager, Membership Services	Bailey Edinburgh, Chase Kirwan, Thomas Klinger, Gabby Krajniak, Luke Metten, Vaughn Smith

PREMIUM SALES

Sr. Director, Premium Services	Graig Selgrath
Director, Premium Sales	Anthony Monaco
Sr. Manager, Premium Hospitality	Chad Cavanaugh
Manager, Premium Hospitality	Jessica Cheer, Mallory Grey, Eric Stiles
Coordinator, Premium Hospitality	Jen Colonna
Sr. Manager, Premium Partnerships	Alex Macy
Manager, Premium Partnership	Donnie Lewis, Brian Lucas, Brad Moss, Victor Pitts

SPECIAL EVENTS & HOSPITALITY

Sr. Director, Special Events & Fan Experience	Sarah Bosnjak
Manager, Events & Hospitality	Caroline Calhoun
Coordinator, Special Events & Hospitality	Meredith Tracey

TICKETING & TICKET OPERATIONS

SVP, Ticketing	Lisa Feigenbaum
VP, Ticket Sales & Premium Seating	Neil Hofman
President, Box Office	Dan McGinnes
Sr. Director, Ticket Sales	TJ Octavio
Director, Ticket Operations	Anne Kyme
Sr. Manager, Operations	Adam Johnson, Tyler Wolford
Manager, Ticket Operations	Courtney Rowan
Coordinator, Ticket Services	Alyssa Sanders
Ticket Sales Assistant	Brian Hawkins
Specialist, Ticket Operations	Jackie Boileau
Manager, Box Office	Linda Fleischer
Assistant Manager, Box Office	Joe Piscopio
Ticket Sales Assistant	Carol Clowry

WELLS FARGO CENTER

SVP, General Manager	Michael Sulkes
VP, Events	Blake Malcolm
VP, Booking	Brett Reopell
Director, Events	Lyric Hamilton, Aly Pane, Connor Vanin
Coordinator, Events	Angelo Largo
Manager, Experiences & Hospitality	Elizabeth DiBerardino

WELLS FARGO CENTER OPERATIONS

Sr. Director, Operations	Ryan Hemenway
Director, Operations	Arianna Alosi
Sr. Manager, Operations Procurement & Payroll	Kathleen Rafferty
Sr. Manager, Operations & Changeover	Ryan Taylor
Sr. Manager, Facilities	Daniel Weber
Manager, Ice Surface	Christopher Jennings



STAFF DIRECTORY

Assistant Ice Manager	John Patterson
Director, Engineering/AV	Christopher Corey
Manager, Building Services	Dwaun Collier
Superintendent	Anthony Bianco
Engineer	Glenn Dever, Jonathan Greco
Assistant Manager, Building Services	Alivia McVeagh
Coordinator, Operations	Jannine Helm
Coordinator, Mail Room	Gino Montanaro
Building Services Superintendent	Kevin Smith
Specialist, Building Services	Cassandra Shamberger
Changeover Supervisors	Charles Conway, Lou Mancano, Christopher Shumaker, Teion Dervin, George Newell

WELLS FARGO CENTER SECURITY

Sr. Director, Security & Parking	Alex Smith
Sr. Administrative Manager	Matt Tamayo
Sr. Administrative Manager	Thomas McFlynn
Parking Manager	Paul Garofalo
Manager, Event Security	Daniel Ricci
Manager, Guest Services	Emma Boudrie
Administrative Assistant, Security	Jean Rudolph



On June 20, 2023, the Philadelphia Flyers unveiled the club's new home and road uniforms featuring a collection of design elements and new features which officially ushered in the team's New Era of Orange. The design changes are the first alterations to the team's primary home and away uniforms since 2010.

"This New Era of Orange is all about honoring our franchise's storied past while writing an exciting, new chapter of Flyers history," said Daniel J. Hilfert, Comcast Spectacor Chairman & CEO and Governor of the Philadelphia Flyers. "These new uniforms represent that sentiment perfectly with details to honor previous eras paired with a fresh, modern design. And there's no better company than Independence Blue Cross to be our first jersey patch partner! It is an organization that has meant so much to me personally and the entire Philadelphia region."

The club collaborated with the NHL's League-wide uniform partner, adidas, to bring the design to life. Many key stakeholders across the organization including Flyers season ticket members, Flyers alumni and broadcasters were consulted throughout the process. To honor its tradition while carving out a new era for the franchise, the Flyers are combined notable components of its past jerseys to form a modern adaptation of its storied history.

The team identified several iconic elements from different decades to incorporate into the design. The big, bold striping across the shoulders and down the arms, a defining characteristic of Flyers uniforms, has been widened to fully encapsulate each player's numbers for a streamlined design. Numbers located on the sleeves will go back to a single-color design, a nod to the original 1967-1970 uniforms, the first time since those years the uniform will sport single-color numbers.

The black horizontal stripe at the bottom of the jersey has been moved down to the bottom edge of sweater which will sit flush with the black pants for a more fluid aesthetic and representative of the uniforms introduced in 1982. The new jerseys will carry over the contrasting name-plate design, which was first introduced in 2008. The Flyers stand as the only team in the NHL to sport this feature on their primary uniforms.

The jerseys most notably features the clamored-for "burnt orange" that defined the great teams of the 80s and 90s. The iconic shade of orange serves as the base of the home jerseys and is prominently displayed on the arm and shoulder panels and large player numbers for the team's away jerseys. Burnt orange is also featured on both sets of socks to round out the look.

Through the multiple stylistic changes, the organization's iconic "flying P" logo remains the foundation and focal point of the uniform set. Dating back to the team's inception in 1967, the logo represents speed and the motion of flying across the ice.

As part of the new uniform unveil, the team also announced its first-ever official home jersey patch partner, Philadelphia-based Independence Blue Cross. Through the multi-year deal, Independence Blue Cross, a leading health insurer in Southeastern Pennsylvania, becomes the Official Health Insurance Partner of the Philadelphia Flyers.

The partnership places an Independence Blue Cross logo on the right chest of all Flyers home sweaters as well as the third alternate jersey and will be showcased through team platforms and television broadcasts. Independence will also become a presenting sponsor for a social media series on Flyers channels focused on nutrition and healthy eating. Through the deal, the organization will offer special single game discounts to Independence Blue Cross members that will be announced at a later date.



NEW WELLS FARGO CENTER

CUTTING-EDGE TECHNOLOGY

Investments in best-in-class technology throughout the arena ensure an elevated experience for every guest. Highlights include: the world's first ever Kinetic 4K scoreboard, state-of-the-art Evolv security screening tech for ease of entry, a cutting-edge sound system and game presentation technology, food and beverage mobile ordering and delivery, a new Wi-Fi 6E system, and LED and lighting upgrades to the arena's exterior.



SEATS AND SIGHTLINES

With reimagined and upgraded seating options and new specialized areas throughout, the New Wells Fargo Center has an option for every fan. From the open-concept Assembly Room, to luxury heated loge seats, to upgraded clubs and suites, the best seat in the house is the one you chose.

WORLD-CLASS DINING OPTIONS

Mirroring its city's world-class culinary scene, the food and beverage program at the New Wells Fargo Center brings you the best Philadelphia has to offer. Concepts by world-renowned chefs and restaurateurs like Stephen Starr, Jose Garcés and Marc Vetri headline a lineup of offerings that also include local favorites like cheesesteaks and crab fries.



NEW PERFORMANCE FACILITIES

A completely reimagined event level paved the way for new, modern locker rooms for hockey, basketball and other world-class amenities for teams and performers. Other upgraded amenities include weight and cardio rooms, state-of-the-art medical facilities including a trauma center, and top-of-the-line family spaces for both teams to create a home away from home for top talent.

THE NEW CLUB LEVEL

The best sports and entertainment space in Philadelphia has taken the fan experience to new heights. The fully reimagined level with world-class amenities and highly-curated spaces offers an open concept so fans don't miss a moment of the action. The Club Level's Cap and Collar retail boutique offers an elevated shopping experience and exclusive merchandise options so guests can cheer on their teams in style.



COMMITMENT TO SUSTAINABILITY

The New Wells Fargo Center's award-winning sustainability efforts include a substantive commitment to environmental responsibility and pledge to being a key part of a sustainable future for Philadelphia. This commitment includes investments in renewable energy, upgrades to infrastructure to reduce energy consumption, and an \$11 million state-of-the-art HVAC system which replaces all the air in the arena bowl every 30 minutes.

For more information about the complete transformation of the New Wells Fargo Center, visit TheNewWFC.com



FLYERS CHARITIES

MISSION

We care about and invest in the health of our community by:


- Honoring our legacy of supporting local families impacted by cancer;
- Growing our games inclusive of new and diverse participants and audiences;
- Supporting continuous improvement in sustainability and environmental responsibility

Our Commitment to community, service, inclusion, and legacy guides our work and provides opportunities to engage our fans, visitors, employees, and neighbors in our impact.

FUNDRAISERS

Throughout the year, Flyers Charities hosts multiple fundraisers and fundraising events.

- **50/50:** At every home game, fans try their luck by purchasing 50/50 tickets in hopes of bringing home half of that game's jackpot.
- **MYSTERY PUCKS:** At select games, fans can collect limited-edition mystery pucks signed by Flyers players.
- **ONLINE AUCTIONS:** Online Auctions gives fans exclusive access to signed memorabilia, items from our archives, and one-of-a-kind Flyers experiences. Fans can bid at FlyersCharities.com.



EVENTS

- **GRITTY 5K PRESENTED BY PENN MEDICINE (Oct. 21, 2023):** The Gritty 5K is 3.1 miles of fun, complete with confetti, ribbon dancing, and silly prizes. The event is also a zero-waste-to-landfill event!
- **CASINO NIGHT (Nov. 16, 2023):** Fans are invited to celebrate with Flyers players, coaches, and personalities while playing casino-style games, taking a shot at winning high-value prizes, and enjoy top-shelf food and drink.
- **FLYERS CHARITIES CARNIVAL (March 17, 2024):** The Carnival is one of the longest-tenured one-day fundraisers hosted by a professional sports franchise. This event brings together the community while meeting players, playing games, and making life-long memories.

COMMUNITY IMPACT

Flyers Charities focuses on assisting families impacted by cancer, growing the game of hockey, and improving sustainability efforts. In 2022-23, we supported organizations and initiatives focused in the Philadelphia region including:



**Ed Snider Youth
Hockey & Education**



**Penn Medicine
Abramson Cancer Center**



**LPF | LEVELING THE
PLAYING FIELD**



For more details, visit FlyersCharities.com and follow @FlyersCharities on social media

MISSION

We are committed to growing the game of hockey through accessible, diverse, and inclusive entry points into the sport. Inspired by our city's grit and driven by our fans, we are dedicated to creating meaningful and positive impact throughout the greater Philadelphia region.

COMMUNITY TICKET GRANT PRESENT BY SNICKERS

To grow the game of hockey, we work with organizations across the region to introduce new fans to the sport and our team. Last year over 27,000 tickets were given to 300 local groups and non-profit organizations.

GENDER EQUALITY – NEXT SHIFT

Next Shift is a program aimed at mentoring the next generation of female leaders. Young women are paired with female leaders to shadow a game day, network, and more.



Tina DiVilio, Senior Director of Game Presentation

LEARN TO PLAY

The Flyers Learn to Play Rookie Program provides first-time participants, between 5-9 years of age, with free head-to-toe equipment and six weeks of age-appropriate on-ice instruction. Learn to Play Ball Hockey is an off-ice extension of the on-ice Learn to Play Rookie Program. This program provides kids ages 3-9 with a more affordable and accessible introduction to hockey.

SENSORY ROOM

By partnering with KultureCity, the nation's leading non-profit for sensory accessibility and acceptance, the Wells Fargo Center houses a brand-new Sensory Room located on the Suite-level landing. Sensory bags are also available to all attendees during events at Guest Services.

FLYERS RECESS

Flyers Recess is a free school assembly program that introduces elementary school students to hockey. The program incorporates a game show-style assembly where students learn about hockey and the team. After each assembly, the PE department receives ball hockey equipment and teaching materials to incorporate ball hockey into gym and recess programs.

HOMETOWN ASSIST

The Flyers Hometown Assist program awards \$500,000 in advertising assets to five local small businesses each season. Additionally, 10 small business are awarded \$100,000 in advertising assets and a hospitality suite for business development. Advertising assets include radio commercials, social media promotions, and activations during home games.



FLYERS ALUMNI ASSOCIATION

FRIDAY NIGHT FIGHTS

Program featuring speakers and a dinner event at 2300 Arena in South Philadelphia. Speakers celebrating “old-time hockey” included Flyers Alumni, personalities, and coaches.



FLYERS ALUMNI FANTASY CAMP

Each August, 60 participants, possessing widely divergent hockey skills and experience levels, bond together on and off the ice with Flyers Alumni who serve as coaches for Flyers Alumni Fantasy Camp.

EVERY CHILD DESERVES A BIKE

The partnership between the Flyers Alumni Association and Help Hope Live through the Alumni’s “Every Child Deserves a Bike” builds and donates fully customized adaptive bicycles to special needs children across the extended Delaware Valley. To date, 23 bikes have been built and donated.

12 DAYS OF CHRISTMAS

Each day for 12 days during the holiday season, the Flyers Alumni Association donates money, vital supplies, or volunteer time to charities, educational organizations, or families in need.


ALUMNI GOLF INVITATIONAL

The annual Flyers Alumni Golf Invitational at Dupont Country Club in Wilmington, DE, raises money for Flyers Alumni programs such as Every Child Deserves a Bike, and the Alumni’s two-million-dollar pledge in direct donations to Ed Snider Youth Hockey & Education.

flyersalumni.net



TEAM
EXECUTIVES



DANIEL J. HILFERTY

CHAIRMAN & CHIEF EXECUTIVE OFFICER, COMCAST SPECTACOR,
GOVERNOR, PHILADELPHIA FLYERS

Daniel J. Hilferty is the Chairman & Chief Executive Officer of Comcast Spectacor and serves as Governor of the Philadelphia Flyers for the National Hockey League. Widely respected as a passionate, dedicated leader in Philadelphia and beyond, Dan directly oversees the company's full portfolio, including the Philadelphia Flyers, Wells Fargo Center, Spectacor Gaming, and more.

Hilferty joined Comcast Spectacor after leading Philadelphia's successful bid to be a host city for the FIFA World Cup 2026™ and continues to serve as Chair of the Board of Directors of Philadelphia Soccer 2026. The 501c3 non-profit organization will serve as the governing body for the city's Host Committee.

A highly distinguished CEO with deep roots in Philadelphia, Hilferty was previously at the helm of Independence Blue Cross – one of the nation's leading health insurers – as its President and Chief Executive Officer for 10 years. During his tenure as CEO, the company experienced unprecedented growth, becoming one of the five largest Blues in the country.

After retiring from Independence in 2020, Hilferty launched Dune View Strategies – a strategic advisory firm for small and mid-sized healthcare companies. Dune View Strategies advises and invests in small and mid-size healthcare companies and start-ups as they bring their transformational services, technologies and products to market. Built around a team of healthcare leaders, Dune View advises clients on the best strategies for navigating the market and accelerating growth.

He has also held many other leadership positions throughout his career, including serving as President and CEO of AmeriHealth Caritas Family of Companies and as Senior Vice President of Government Affairs at Mercy Health Corporation, all Philadelphia headquartered companies.

Highly effective in the Philadelphia community, Hilferty serves as lead Independent Director of Essential Utilities, Chair of Healthpilot and Philadelphia Soccer 2026, and is on the Board of FS Investments Credit Income Fund. In 2015, he served as Co-Chair on the executive leadership cabinet of the World Meeting of Families which brought Pope Francis to Philadelphia.

Hilferty earned his undergraduate degree from St. Joseph's University in Philadelphia and a master's degree in public administration from American University. He lives in the Philadelphia area with his wife, Joan. The couple has five children and four grandchildren.



PHIL LAWS

PRESIDENT, WELLS FARGO CENTER

Phil Laws is President of Wells Fargo Center. A 25-year veteran of the sports and entertainment industry, Laws provides direct oversight to all the venue's operations, including security, guest services, events, facility maintenance, and sustainability. He is also the project manager of the arena's multi-year \$400 million Transformation initiative which is redefining Wells Fargo Center's live event experience. His responsibilities at Comcast Spectacor also cover the Wells Fargo Center Complex, Xfinity Live! and Flyers Training Center.

An experienced operator, Laws has managed stadiums, arenas, convention centers and theaters in five states and the District of Columbia. He has worked with teams in the NBA, NHL, MLS, NLL, AFL and both Major and Minor League Baseball.

Laws served as the arena's General Manager from 2019-2023 and prior to that served as Vice President of Operations leading the venue through the 2016 Democratic National Convention. Previously, Laws was Director of Operations for Spectra Venue Management, which oversees operations for more than 200 venues across North America.

Laws earned his bachelor's degree in international affairs from the University of Maryland, College Park.



TODD GLICKMAN

EXECUTIVE VICE PRESIDENT, GOVERNMENT AFFAIRS
& CHIEF REVENUE OFFICER

Todd Glickman is Chief Revenue Officer for Comcast Spectacor. In this role, Glickman oversees Government Affairs and key revenue priorities including ticketing, corporate partnerships, and brand and content.

Glickman rejoined the Comcast Spectacor team in May 2022 and brings over three decades of experience in the sports and entertainment industry and deep familiarity with the business, as he spent more than 30 years working directly with

Comcast Spectacor in a variety of roles.

Glickman began his career in 1990 with Comcast Spectacor and served key roles across several departments for both the Flyers and 76ers as the company quickly grew and built the world-class arena in South Philadelphia now known as Wells Fargo Center.

In the early 2000's, Glickman became a key leader at Spectra, then a division of Comcast Spectacor, and oversaw the development of new business and managed relationships with premier organizations throughout North America for Spectra's venue management, food services & hospitality, and partnerships divisions. In his most recent role with Spectra as Executive Vice President for Business Development, Glickman and his team grew the company's portfolio to more than 300 clients across those three departments, not only by winning new clients at an impressive 68% rate, but also by establishing an incredible 98% renewal rate, thanks in large part to his 'Client First' retention strategy.

Some of Glickman's notable accomplishments include successful renewal of all three Spectra divisions with the PPL Center in Allentown (home of the Lehigh Valley Phantoms) and Florida State University's Donald L. Tucker Center, along with key client wins like the 200-acre Dallas Fair Park, comprised of 14 facilities including the Cotton Bowl and the Navy Pier complex in Chicago.

Glickman earned a bachelor's degree in marketing and communications from the College of Saint Rose in Albany, NY.

He lives in Haddon Heights, N.J. with his wife, Megan. They have three daughters, Kali, Alex and Madison.



BLAIR LISTINO

EXECUTIVE VICE PRESIDENT, CHIEF FINANCIAL & ADMINISTRATIVE OFFICER & ALTERNATE GOVERNOR, PHILADELPHIA FLYERS

Blair Listino is the Chief Financial and Administrative Officer for Comcast Spectacor, President of Flyers Charities, and Alternate Governor of the Philadelphia Flyers. Listino leads financial optimization and growth strategies, as well as oversight of all financial matters for the organization. In addition, she oversees key business functions including human resources, community relations, administration, technology and overall business optimization.

Prior to her current role, Listino served as CFO for Philadelphia Flyers and Wells Fargo Center from 2019-2023 and Vice President of Accounting and Finance for Comcast Spectacor from 2014-2019. She joined Comcast Corporation in 2011 and was the Engagement Manager for Comcast Global Audit for two years before being named Director of Business and Finance Operations for Comcast Business in 2013.

Listino has been in the field of Finance and Accounting for nearly two decades. Prior to Comcast, Listino was the Vice President of Finance for Olive Media, a start-up company in San Francisco, Calif. She has also worked in the audit departments at PricewaterhouseCoopers and Varian Inc.

Listino received her bachelor's degree of business administration at the University of Colorado in Boulder and is a Certified Public Accountant (CPA). Additionally, she completed the Women in Leadership Program at the University of Pennsylvania Wharton School of Business. Blair was named CFO of the Year by the Philadelphia Business Journal in 2021 and a Sports Business Journal Game Changer in 2020. She is a Colorado native and currently resides with her husband and three daughters in Media, Pa.



JOHN MASTER

EXECUTIVE VICE PRESIDENT, CHIEF LEGAL & STRATEGY OFFICER

John Master is Chief Legal & Strategy Officer for Comcast Spectacor. In this role, Master provides direct oversight of all legal affairs for the organization. Master's responsibilities cover all aspects of the operation of all Comcast Spectacor properties, including support of all sales functions, as well as player-related matters and the organization's litigation, employment and labor law, financing, and business acquisition and development. In addition, Master leads the crafting of the strategic direction of the company, including the creation, evaluation and implementation of new strategic initiatives.

Master serves as a key adviser to Chairman & CEO Dan Hilferty and President of Hockey Operations Keith Jones, and he is part of the company's Executive Leadership Team.

Prior to joining Comcast Spectacor, Master served in several roles over 11 years at the Madison Square Garden Company, most recently as Senior Vice President & Associate General Counsel. At MSG, he negotiated and provided legal and business counsel on sponsorships, suite licenses, and various other business deals involving the Knicks and Rangers, as well as Madison Square Garden itself and MSG's various other venues.

Master graduated with honors from Georgetown University and Columbia Law School, and lives with his family in Haddonfield, NJ.



BRIAN ADAMS

SENIOR VICE PRESIDENT, BRAND & CONTENT

Brian Adams is Senior Vice President of Brand & Content. In this role, Adams oversees the overall brand strategy for Comcast Spectacor's entire sports and entertainment portfolio. This includes creative content, digital marketing, and game presentation for Wells Fargo Center, Philadelphia Flyers and Wings.

Adams joined the organization in May 2023 and brings 20 years of brand and content experience in sports and entertainment, technology, and retail. He spent six years as Vice President of Brand Marketing & Creative for the Philadelphia 76ers and the Harris Blitzer Sports and Entertainment (HBSE) portfolio.

In his HBSE role, Adams drove all breakthrough integrated brand marketing campaigns for HBSE's portfolio of more than 10 sports and entertainment properties, including the 76ers, New Jersey Devils, Prudential Center, Grammy Museum, Sixers Innovation Lab and more. Adams oversaw all brand, advertising, storytelling, graphic design, traditional marketing and partnership marketing efforts for the organization. He also led HBSE's internal corporate branding and drove global brand growth. He built an in-house team that achieved the CLIO "Team of the Year" award for work that included the "Phila Unite" multi-year brand campaign.

Prior to joining HBSE, Adams spent 11 years at QVC, most recently as Senior Art Director, Global Brand & Creative. While at QVC, Adams conceptualized the creative development and marketing strategy for the company's global identity and spearheaded innovative platform partnerships with Apple and Roku. Adams also drove multifaceted brand campaigns and content with global influencers like Kim Kardashian, Justin Bieber, Zendaya and Clinton Kelly. His work leading The Muppets Takeover QVC earned Cannes Lions Festival Shortlist honors.

Most recently, Adams has worked as an independent marketing consultant and helped launch NFT start up, RECUR.

Adams earned his bachelor's degree in communications from Villanova University and post-graduate studies in film & television from UCLA. He currently resides in Exton, Pa. with his wife and two children.



SEAN COIT

SENIOR VICE PRESIDENT, PUBLIC AFFAIRS

Sean Coit joined Comcast Spectacor in 2021, and as Senior Vice President for Public Affairs, he leads the development and execution of the company's communications strategy. In this role, he provides oversight of external and internal communications initiatives and brand management for Comcast Spectacor's portfolio of professional sports and live entertainment assets. He also serves on the Board of Directors of Flyers Charities.

Coit previously spent 10 years working in Congress and on some of the country's most competitive and high-profile political campaigns. Immediately before joining Comcast Spectacor, he worked for U.S. Senator Chris Coons (D-Del.), as Communications Director and Senior Advisor. Before his time on Capitol Hill, Coit started his career in Philadelphia as an Associate with Ceisler Media and Issue Advocacy. He also managed one of Pennsylvania's most prominent political blogs, PoliticsPA.com, and his commentary has appeared in The Philadelphia Inquirer and on FOX 29 Philadelphia.

Coit is a graduate of Saint Joseph's University. He lives in South Philadelphia with his wife, Kristen, and daughter, Maeve.



JACK DUGAN

SENIOR VICE PRESIDENT, FINANCIAL PLANNING & ANALYSIS

Jack Dugan serves as Senior Vice President of Financial Planning & Analysis for Comcast Spectacor. In this role, he leads the budget, forecast, and long-range planning processes and is responsible for assessing the company's financial performance to ensure priorities and strategy continue to drive growth.

Dugan joined Comcast Spectacor in 2022 after spending over a decade at Comcast Corporation in numerous roles, including his most recent role as Vice President of Financial Planning & Analysis for Comcast Cable. During his time with Comcast Corporation, he was responsible for analyzing results and business trends for Comcast, its peers, and competitors. He also served as the finance lead for the Strategic Development organization where he provided support for key investments and partnerships as well as the Sales & Marketing department where he focused on optimizing spend across the company. Prior to joining Comcast, Dugan spent three years in the audit practice of Ernst & Young, LLP where he served as a Senior Accountant focused on Strategic Growth Markets.

Dugan is a member of Comcast's Finance Mentor Program as well as an active fundraiser for the American Heart Society and Susan Komen Breast Cancer Foundation.

He earned a Bachelor of Arts degree in finance from the Lebow College of Business at Drexel University.



SAM EBB

SENIOR VICE PRESIDENT, STRATEGY & GROWTH MARKETING

Sam Ebb is Senior Vice President of Strategy & Growth Marketing for Comcast Spectacor. In this role, Ebb oversees strategic revenue growth initiatives, data strategy and data-driven insights across Comcast Spectacor business units. In addition to these responsibilities, Ebb oversees the newly transitioned in-house retail business for the Flyers and Wells Fargo Center – operating across all arena events.

Ebb joined Comcast Spectacor from Deloitte Consulting, where he served as Senior Consultant for Strategy & Analytics within Deloitte's sports practice. During his time at Deloitte, Ebb developed and executed solutions for major sports entities and Fortune 500 companies aimed at driving customer engagement and incremental revenue.

Ebb earned a Bachelor of Arts from Wesleyan University and his Master of Business Administration from MIT Sloan. He was also named to Sports Business Journal's 2020 class of New Voices Under 30.



LISA FEIGENBAUM

SENIOR VICE PRESIDENT, TICKETING

Lisa Feigenbaum is Senior Vice President of Ticketing for Comcast Spectacor. In her role, she oversees all ticketing at Wells Fargo Center including Flyers, Wings, concerts, family shows, 76ers premium, and other events. This includes premium, suites, group sales, Inside Edge season ticket memberships and member relations. She also oversees Ticket Operations and Special Events and Hospitality teams.

Feigenbaum came to Comcast Spectacor from the XFL where she held the same title. Prior to that she was the Executive Vice President & Chief Strategy Officer for the Dallas Wings of the WNBA and Panther City Lacrosse of the NLL. In this role, she oversaw all revenue lines of both businesses, developed and deployed a business intelligences team and managed all facets of business operations. She was also instrumental in launching the new Panther City Lacrosse brand in the Dallas market.

Before her time in Texas, she spent eight years with the Sacramento Kings where she held a number of positions before becoming the Vice President of Groups, Premium Hospitality and Event Sales. She oversaw strategy for the Sacramento Kings and Golden 1 Center group sales, strategy for the arena's premium suites, lofts, and balcony boxes, and oversaw a newly built team to facilitate the use of the arena for special events on dark days.

Feigenbaum began her career with AEG overseeing sales and strategy for events at the XL Center including the Hartford Wolfpack of the AHL, the University of Connecticut men's and women's basketball and a variety of family shows and concerts.

Feigenbaum received a Bachelor of Science in recreation management with a minor in business management from Springfield College.



BETSY MCGILL

SENIOR VICE PRESIDENT, DEPUTY GENERAL COUNSEL

Betsy Brubaker McGill is the Senior Vice President and Deputy General Counsel at Comcast Spectacor. In this role, McGill oversees a wide array of legal affairs for all Comcast Spectacor companies, with a particular focus on corporate partnership agreements, marketing, ticketing and premium seating, and employment-related matters.

McGill's role also entails close collaboration with each of the business units to ensure a consistent legal strategy across Comcast Spectacor's portfolio of professional sports and live entertainment assets. Prior to joining Comcast Spectacor in 2003, McGill was an Associate Counsel at QVC for four years, where she oversaw legal matters throughout the corporation.

Betsy received a B.A. in art history from Middlebury College and her Juris Doctor degree from the University of Pennsylvania School of Law.



CYNTHIA PUNSALAN

SENIOR VICE PRESIDENT, BUSINESS ADMINISTRATION

Cynthia Punsalan is the Senior Vice President of Business Administration for Comcast Spectacor. In this role, Punsalan designs and implements business processes and controls to organize and coordinate interdepartmental activities. She is responsible for IT acquisition, implementation of security and privacy controls, and diversity and inclusion efforts.

Punsalan has amassed nearly two decades of experience in organizational transformation focusing on the improvement of organizational controls and business processes, modernization of financial and point of sale systems, change management and continuous improvement. Prior to joining Comcast Spectacor, Punsalan was with Oracle and spent over 15 years in management consulting with Grant Thornton, IBM and PwC Consulting. Punsalan also worked for golf course management companies, advising leadership in the development and execution of administrative processes for financial management, human capital, and information systems.

Punsalan earned her Bachelor of Science in accounting from the University of Assumption in the Philippines.



CINDY STUTMAN

SENIOR VICE PRESIDENT, COMMUNITY RELATIONS & EXECUTIVE DIRECTOR, FLYERS CHARITIES

Cindy Stutman is the Senior Vice President, Community Relations and Executive Director, Flyers Charities. In this role, Stutman leads all community impact strategy and program development for the Flyers Community Relations team and oversees the strategy and day-to-day operations of Flyers Charities.

In 2021, she spearheaded the re-prioritization for Flyers Charities' three strategic giving pillars. Flyers Charities focuses on 1) honoring its legacy of supporting local families impacted by cancer 2) growing the game inclusive of new and diverse participants and audiences 3) supporting continuous improvement in sustainability and environmental responsibility.

She joined the Flyers organization in 2003 as a customer service manager and rose through the department as a director and senior director before being named Vice President of Customer Solutions in November 2007. In January of 2014, Stutman was named Vice President of Revenue Support, expanding her position to include oversight of all customer service and support initiatives related to ticket sales, ad sales, digital media, ticket operations and ticket technology. She also has served as Senior Vice President, Business Operations.

Prior to joining the Flyers, Stutman was a customer service manager with the Philadelphia 76ers for five seasons (1999-2003).

Stutman earned her bachelor's degree from the University of Massachusetts Amherst in marketing and sports management.

She was named a 2023 Metro Philadelphia Power Woman, a 2022 Philadelphia Business Journal Woman of Distinction, and a 2022 Sports Business Journal Game Changer. She is a 2018 alumna of Leadership Philadelphia and was the 2018 Comcast Spectacor Excellence Leadership Award winner.



MICHAEL SULKES

SENIOR VICE PRESIDENT, GENERAL MANAGER

Mike Sulkes serves as Senior Vice President and General Manager of Wells Fargo Center. Sulkes is responsible for overall day-to-day management, overseeing event management, booking, guest services, security, facility operations and food and beverage operations. Sulkes began his career with the Flyers as an intern and advanced through a series of important roles with a specific focus on event management.

During his tenure at Wells Fargo Center, Sulkes has taken the lead on many marquee events the venue has hosted, including the Democratic National Convention, NCAA Frozen Four, multiple NCAA Men's Basketball Tournaments, the NHL Draft and major global touring concerts with Wells Fargo Center ranking 2nd in the country in touring shows from 2010 to 2020. Sulkes has also been a part of the leadership team overseeing the \$400 million Transformation of Wells Fargo Center.

Sulkes earned his Bachelor of Science in marketing from Penn State University and in the summer of 2022 graduated with a master's degree in business administration from the Wharton School of the University of Pennsylvania.



DAN WISE

SENIOR VICE PRESIDENT, CORPORATE PARTNERSHIPS

Dan Wise is Senior Vice President of Corporate Partnerships for Comcast Spectacor. In his role, Wise manages existing partner relationships and generates new business through creative, integrated sponsorship platforms.

Prior to joining Comcast Spectacor, Wise served as Vice President of Business Development for the PGA TOUR. In this role, Wise led the team responsible for the creation of innovative, season-long partnerships with major sponsors like Amazon

Web Services, Grant Thornton, Vivint, and Velocity Global.

Prior to joining the PGA TOUR, Wise held various positions in strategy, finance, and accounting at E*TRADE Financial Corporation, Bain & Company, and EY.

Wise received a Bachelor of Science in finance and multinational business from Florida State University, a Master of Accounting from the University of Virginia and a Master of Business Administration from the University of Chicago's Booth School of Business.



HOCKEY OPERATIONS
STAFF



KEITH JONES

PRESIDENT, HOCKEY OPERATIONS

Keith Jones is in his first season as the Flyers President of Hockey Operations after being named to the position on May 11, 2023. In this role, he is responsible for leading the strategic direction for all aspects of the hockey operations department while collaborating on business goals.

Jones previously spent the last 23 years (2000-23) as an analyst for Flyers telecasts on NBC Sports Philadelphia (NBCSP), as well as national broadcasts on NBC, and most recently for TNT's coverage of the National Hockey League (NHL) in each of the last two seasons (2021-23). He covered marquee games such as the NHL Winter Classic, the Stanley Cup Final and other league showcase events. In addition to his work on NBCSP and NBC, Jones spent 21 years on SportsRadio 94 WIP's Morning Show.

A native of Brantford, Ontario, Jones played nine years (1992-2001) in the NHL and registered 258 points (117g, 141a) and 765 penalty minutes in 491 career regular season games with Washington, Colorado and Philadelphia. He collected 24 points (12g, 12a) and 120 penalty minutes in 63 career Stanley Cup Playoff contests in eight consecutive postseasons (1992-2000). He retired on Nov. 21, 2000 due to a knee injury.

He began his career in Philadelphia when he was acquired by the Flyers from the Avalanche in exchange for Shjon Podein on Nov. 12, 1998. He registered 74 points (27g, 47a) and 164 penalty minutes in 131 games as a Flyer.

Jones was drafted by Washington in the seventh round (141st overall) of the 1988 NHL Draft following a four-year career at Western Michigan University from 1989-92, where he recorded 163 points (83g, 80a) in 153 career games. He was named the team's Rookie of The Year in 1989 and team MVP in 1992, while earning First Team All-CCHA in 1992. He was inducted into the WMU Athletics Hall of Fame in 2013.

He and his wife, Laura, have one daughter, Adrian.



DANIEL BRIERE

GENERAL MANAGER

Daniel Briere is in his first season as General Manager after being named to the position on May 11, 2023. In this role, he is responsible for all hockey decisions as it pertains to signings, trades and draft picks as well as overseeing scouting, player development, roster construction and more.

Briere spent served as the Flyers Interim General Manager from March 10-May 10, 2023 and as the team's Special Assistant to the GM from Feb. 8, 2022-March 9, 2023. He spent five seasons as Team President and Director of Operations for the Maine Mariners (ECHL) from June 2017-Feb. 2022. He also spent two years with the Flyers business operations before overseeing the day-to-day operations of the Mariners.

Briere collected 696 points (307g, 389a) in 973 career NHL games in 17 seasons with Arizona, Buffalo, Philadelphia, Montreal and Colorado. In addition, the forward registered 116 points (53g, 63a) in 124 career Stanley Cup Playoff contests. He recorded 283 points (124g, 159a) in 354 regular season games and 72 points (37g, 35a) in 68 Stanley Cup Playoff matches with the Flyers. He ranks second all-time in Flyers history with 13 career playoff game-winning goals and sixth in goals and points. He posted 12 points (3g, 9a) in the 2010 Stanley Cup Final, the most ever by a Flyer and just one point shy of Wayne Gretzky's all-time record of 13 points in a Stanley Cup Final. He also holds the Flyers franchise record for scoring in a postseason with 30 points (12g, 18a) during the 2010 postseason. Briere won the Toyota Cup following the 2010-11 season, the Prince of Wales Trophy as Eastern Conference Champions in the 2010 playoffs and the Yanick Dupre Class Guy Memorial Award, chosen by the Philadelphia PHWA following the 2007-08 season.

Prior to signing with the Flyers, Briere played in parts of four seasons (2002-04, 2005-07) with the Buffalo Sabres, registering 230 points (92g, 138a), 36 power-play goals and 14 game-winning goals in 225 games.

Briere was selected by the Coyotes in the first round (24th overall) of the 1996 NHL Draft and made his NHL debut on March 19, 1998 vs. Colorado. The Gatineau, Quebec native, spent six seasons with the Coyotes (1997-2003) and was nominated for the Bill Masterton Memorial Trophy following the 2001-02 season. He spent his final two NHL seasons with Montreal (2013-14) and Colorado (2014-15) before announcing his retirement on Aug. 17, 2015.

Internationally, Briere has represented Canada on several occasions and helped them win a gold medal at the 1997 IIHF World Junior Championships and back-to-back gold medals at the 2003 and 2004 IIHF World Hockey Championships.

He is married to Dr. Misha Briere and has four sons: Caelan, Carson, Cameron, Caiden.



BARRY HANRAHAN

VICE PRESIDENT/ASSISTANT GENERAL MANAGER

Barry Hanrahan was named Vice President of the Flyers in August of 2018. He was previously named Assistant General Manager in August of 2006. Hanrahan assists General Manager Danny Briere in the day-to-day operations of the hockey club, including contract research and negotiations, roster and salary cap management, immigration, budgeting and scheduling. Hanrahan also serves as the club's direct liaison between the NHL and the Flyers regarding all aspects of hockey administration and works closely with the Flyers minor league affiliates in Lehigh Valley of the AHL and Reading of the ECHL.

He has worked for the club since 1997, first as Director of Team Services and then as Assistant to the General Manager before being promoted to his current role. He also serves on the Board of Directors for Flyers Charities.

Prior to joining the Flyers, Hanrahan spent six years with the Tampa Bay Lightning. He joined the Lightning in January of 1991 and was involved in the start-up of the franchise, working in the public relations and hockey operations departments as the organization prepared for its first NHL season in 1992-93.

Hanrahan earned his bachelor's degree from Florida Southern College, concentrating in Sports Management, before earning his JD degree from Widener University School of Law in Delaware. While attending Florida Southern College, he interned with the Orlando Magic of the NBA during their inaugural season in 1989-90. Barry and his wife, Lisa, reside in South Jersey with their three sons, Jack, Ty and Cam, and their labradoodle, Doctor.



BRENT FLAHR

VICE PRESIDENT/ASSISTANT GENERAL MANAGER

Brent Flahr was named Vice President & Assistant General Manager on December 12, 2018. Flahr joined the Flyers from the Minnesota Wild, where he was in his 11th season with the club and his second as the Senior Vice President of Hockey Operations, a position to which he was promoted on June 1, 2017. During his time with the Wild, Flahr was responsible for the organization's preparation for and selection of players at the NHL Entry Draft, while also assisting in personnel decisions, contract negotiations and league-related issues. Players selected by the Wild under Flahr's watch include Jason Zucker, Mikael Granlund, Johan Larsson, Jonas Brodin, Matt Dumba, Gustav Olofsson, Alex Tuch, Jordan Greenway, Joel Eriksson Ek and Luke Kunin. From 2015-2018, Flahr also served as the General Manager of the Iowa Wild, Minnesota's primary affiliate in the American Hockey League.

Flahr started his NHL career with the Florida Panthers in 1996 following his graduation from Princeton University. He served in a number of roles for the Panthers over the course of eight seasons, including Assistant to the General Manager and Scouting and Video Coordinator. During the 2002-03 season, Flahr was the Director of Hockey Operations for Florida's American Hockey League affiliate in San Antonio, Texas.

In 2003, Flahr became an amateur scout for the Anaheim Ducks, a position he held through the club's 2007 Stanley Cup run. From there he moved to Ottawa, where he was the Director of Hockey Operations for two seasons before joining the Wild in 2009.

A native of Courtenay, British Columbia, Flahr spent four seasons as a defenseman on Princeton's hockey team from 1992-96 and was the team captain as a senior in the 1995-96 season.



ALYN McCAULEY


ASSISTANT GENERAL MANAGER

Alyn McCauley is in his first as Assistant General Manager after being named to the role on June 2, 2023, and his seventh season with the Philadelphia Flyers. In this role, he will oversee the Flyers pro scouting department and player personnel and Lehigh Valley's hockey operations staff.

Prior to being named as Assistant General Manager, he served as the team's Director of Player Personnel since February of 2022. The former forward joined the Flyers in July of 2017 and spent four seasons as a pro scout (2018-22). Prior to joining Philadelphia, he spent nine seasons with the Los Angeles Kings as a pro scout beginning in 2009. He was a part of the staff that helped the Kings win the 2012 and 2014 Stanley Cup Championships.

McCauley played nine seasons in the NHL with the Toronto Maple Leafs (1997-98 to 2002-03), San Jose Sharks (2002-06) and Los Angeles Kings (2006-07) where he recorded 69 goals and 97 assists for 166 points in 488 regular season games. He added 19 points (7g, 12a) in 52 career Stanley Cup Playoff games, which included 15 points (5g, 10a) in the 2002 Stanley Cup Playoffs to help the Maple Leafs reach the Eastern Conference Final.

Selected in the fourth round (79th overall) of the 1995 NHL Draft by the New Jersey Devils, McCauley played four years in the Ontario Hockey League (OHL) with the Ottawa 67's where he recorded 284 points (119g, 165a) in 208 games and was named CHL Player of the Year in 1997. Internationally, McCauley helped Canada win gold at the 1996 and 1997 IIHF World Junior Championships.



JOHN LeCLAIR


SPECIAL ASSISTANT TO HOCKEY OPERATIONS

John LeClair is in his first season with the Flyers after being named Special Assistant to Hockey Operations on June 15, 2023.

LeClair was originally selected by the Montreal Canadiens in the second round (33rd overall) of the 1987 NHL Draft and was a member of the Canadiens' Stanley Cup winning team in 1993. The St. Albans, Vt., native represented the United States at the 1988 and 1989 IIHF World Junior Championships, won a gold medal at the 1996 World Cup of Hockey, played in the 1998 Winter Olympics in Nagano, Japan, and won a silver medal at the 2002 Winter Olympics in Salt Lake City.

LeClair recorded 819 points (406g, 413a) in 967 career NHL games in 16 seasons (1990-2007) with Montreal, Philadelphia, and Pittsburgh. The former winger tallied 89 points (42g, 47a) in 154 career Stanley Cup Playoff games. The long-time Flyers alternate captain was famously part of the "Legion of Doom" line with Eric Lindros and Mikael Renberg and became the first American-born NHL player, second Flyer, to register three consecutive 50-goal seasons.

LeClair was inducted into the University of Vermont Athletic Hall of Fame in 2001, the United States Hockey Hall of Fame in 2009, the Vermont Sports Hall of Fame in 2012 and the Flyers Hall of Fame in 2014.



PATRICK SHARP

SPECIAL ASSISTANT TO HOCKEY OPERATIONS

Patrick Sharp is in his first season with the Flyers after being named Special Assistant to Hockey Operations on June 13, 2023.

Sharp brings a strong winning culture from all levels of hockey in his 16-year professional career. He is a three-time Stanley Cup Champion and served as an alternate captain on the Chicago Blackhawks winning teams in 2010, 2013 and 2015. The Winnipeg, Manitoba, native was originally selected by the Flyers in the third round (95th overall) of the 2001 NHL Draft and was a member of the 2005 Calder Cup Championship team with the Philadelphia Phantoms of the American Hockey League (AHL). Internationally, he represented Canada at the 2008 and 2012 IIHF World Championships and won a gold medal at the 2014 Winter Olympics in Sochi.

Sharp collected 620 points (287g, 333a) in 939 career NHL games in 15 seasons (2002-18) with Philadelphia, Chicago, and Dallas. The former winger tallied 87 points (47g, 40a) in 142 career Stanley Cup Playoff games.

Sharp announced his retirement from the NHL following the 2017-18 season and has spent the last five seasons in broadcasting with NBC Sports and NBC Sports Chicago in both studio and color commentary roles. He has also served as Advisor to the Coaching Staff with the University of Vermont since September 2021.



HOCKEY OPERATIONS



BOB CLARKE

SENIOR ADVISOR

Bob Clarke is in his 51st season as a member of the Flyers organization. He was named senior vice president on December 4, 2006. Previously, Clarke served as the general manager of the Flyers for just over 18 seasons (1984-1990, 1994-2006). He also carried the title of team president and general manager for nine seasons (1994-95 through 2002-03), and spent the 1992-93 season as a senior vice president.

During Clarke's time at the helm of the Flyers, the team compiled a 714-443-199 record, including 16 playoff appearances, three Eastern Conference Championships, three appearances in the Stanley Cup Final and eight division titles. As a player, Clarke led the Flyers to two Stanley Cup championships (in 1973-74 and 1974-75) and finished his playing career as the Flyers' all-time leading scorer with 1,210 points (358g, 852a) in 1,144 games over 15 seasons.

Clarke retired as a player following the 1983-84 season to become the fourth general manager in team history, taking over those duties on May 15, 1984. The Flyers went to the Stanley Cup Final twice in the first three years of Clarke's tenure, won three Patrick Division championships, and made the playoffs in each of his first five seasons at the helm of the club. He served in the role until April of 1990.

Clarke then spent two seasons as the vice president and general manager of the Minnesota North Stars, working in that capacity from June 8, 1990 through June 20, 1992. The North Stars made the playoffs in both seasons under Clarke's watch, including a surprising run to the Stanley Cup Final in 1991. After returning to the Flyers as a Senior Vice President in the summer of 1992, Clarke became the first vice president and general manager of the Florida Panthers on March 1, 1993. He was named The Sporting News' Executive of the Year for the 1993-94 season after the Panthers posted 83 points in their inaugural season, which was an NHL record at the time. He was the first to win The Sporting News awards as rookie, player, and executive.

On June 15, 1994, Clarke returned to the Flyers as president and general manager, a dual role he held until giving up the president's duties in 2003. During his second run as general manager, the Flyers won five more division championships and reached the Conference Finals four times, including the 1996-97 club that advanced to the 1997 Stanley Cup Final and became Clarke's fourth team as a GM to reach the Final. He was named as The Sporting News' and The Hockey News' Executive of the Year for the 1994-95 season, becoming the first executive to win the Sporting News award in consecutive years with two different teams. Clarke stepped down as GM on October 22, 2006.

Internationally, Clarke served as general manager of the Canadian Olympic Team for the 1998 Winter Games in Nagano, Japan. He also served as one of four general managers for the victorious 1987 Team Canada squad in the Canada Cup Tournament.

Clarke played an unparalleled 15-year career in Philadelphia. He was drafted by the Flyers in the second round (17th overall) of the 1969 NHL Amateur Draft from Flin Flon of the WCJHL, and went on to become the Flyers' all-time leading scorer with 358 goals and 852 assists for 1,210 points in 1,144 games, averaging over a point per game (1.06) for his entire career. He is 42nd on the NHL's all-time regular season scoring list entering the 2010-11 season. He also recorded 42 goals and 77 assists for 119 points to rank as the Flyers' all-time leading playoff scorer. He was Flyers' captain from 1972-73 through 1978-79 and 1982-83 through 1983-84. During his career, he led the Flyers in scoring eight times, participated in nine NHL All-Star Games, was named to the NHL's First All-Star Team twice (1974-75 and 1975-76), and to the Second Team twice (1972-73 and 1973-74).

Clarke is the most decorated player in Flyers history. He was inducted into the Hockey Hall of Fame on June 15, 1987, and was a charter inductee, along with Bernie Parent, into the Flyers' Hall of Fame in March of 1988. He won the Hart Memorial Trophy as the NHL's Most Valuable Player three times (1972-73, 1974-75, and 1975-76). His other NHL awards include: the Bill Masterton Trophy for perseverance, sportsmanship and dedication to hockey (1971-72); the Lester Patrick Award for outstanding service to hockey in the United States (along with co-recipient Ed Snider, 1979-80); and the Frank J. Selke Trophy as the NHL's top defensive forward (1982-83). He was named Living Legend by the Philadelphia Sports Writers Association at their 2001 Awards Banquet. He also won the Philadelphia Sportswriters "Good Guy" Award in 1982-83, giving him the first clean sweep of PSA honors (Athlete of the Year in 1974 and Most Courageous Athlete in 1980).

Clarke was born on August 13, 1949, in Flin Flon, Manitoba. He and his wife, Sandy, have four children – sons Wade and Luke and daughters Jody and Jakki. They also have eight grandchildren.



PAUL HOLMGREN

SENIOR ADVISOR

Paul Holmgren was named a Senior Advisor on July 11, 2019. Over the course of 42 years with the Flyers, he is the only individual in the franchise's history to serve the organization as a player (1975-1984), assistant coach (1985-88), head coach (1988-92), general manager (2006-14) and president (2014-19). Holmgren also spent time as the team's director of pro scouting from 1995 to 1999 and assistant general manager from 1999 to 2006.

In addition to his four decades of service to the Flyers, Holmgren has been widely involved with USA Hockey since the 1970s and was the 2014 recipient of the Lester Patrick Trophy for his contributions to hockey in the United States. He has also been inducted into the U.S. Hockey Hall of Fame as part of the Class of 2021 and the Flyers Hall of Fame Class of 2021.

Holmgren's journey with the Flyers began when the team drafted him from the University of Minnesota in the sixth round of the 1975 NHL Amateur Draft. He made his NHL debut on March 25, 1975 at the Spectrum vs. the New York Rangers, the first of 500 games he played for the Flyers through 1984. His Flyers totals include 138 goals and 171 assists for 309 points, as well as 1,600 penalty minutes, which are the second-most in franchise history. He helped the Flyers to the Stanley Cup Final in 1976 and was part of the club's historic 35-game undefeated streak and Stanley Cup Final appearance during the 1979-80 season.

Holmgren was traded to the Minnesota North Stars on February 23, 1984. Following his retirement as a player after the 1984-85 season, Holmgren returned to the Flyers as an assistant coach to Mike Keenan, a role he held for three seasons. He was then named head coach of the Flyers on June 1, 1988, becoming the first former Flyer to be named head coach of the team. Over four seasons as head coach, Holmgren compiled a record of 107-126-31.

Holmgren spent parts of four seasons (1992-93 through 1995-96) with the Hartford Whalers organization. He was named head coach of the Whalers on June 15, 1992 and added the general manager's duties prior to the 1993-94 season. He stepped down as head coach 17 games into the 1993-94 season to concentrate on his GM duties, but was re-appointed to the position on June 28, 1994 when Jim Rutherford was named the club's general manager. He compiled a record of 59-93-14 as Hartford's head coach.

On November 6, 1995, Holmgren re-joined the Flyers as a scout and was named the team's director of pro scouting on December 30, 1995 when Bill Barber became the head coach of the Hershey Bears. Holmgren was named the director of player personnel on August 6, 1997 and was promoted to assistant general manager on June 14, 1999, a position he held for the next seven seasons before becoming the team's interim general manager on October 22, 2006. He was named to the position on a permanent basis on November 11 of that year.

Holmgren led the franchise through a record-setting turnaround following the 2006-07.

season and then guided the Flyers through one of the most successful stretches in franchise history, with five consecutive playoff appearances from 2008-12 and seven playoff series wins during that time. The run began with a return to the Eastern Conference Finals in 2008. Then in 2010, after qualifying for the playoffs on the last day of the season, the Flyers went on to dispatch New Jersey (ECQF, 4-1), Boston (ECSF, 4-3), and Montreal (ECF, 4-1) to reach the Final against the Chicago Blackhawks.

The Flyers followed up that Finals run with a 47-win season and a division title in 2010-11, and again posted a 47-win season in 2011-12 after Holmgren dramatically reshaped the team's roster during the offseason. Those two seasons marked the franchise's most wins in a two-season period since 1985-87. The Flyers were the only team in the NHL to reach the second round of the playoffs (or further) in each of the three seasons from 2009-10 to 2011-12.

Over eight seasons as general manager, Holmgren's teams posted an overall record of 307-234-73 (.559) and made six playoff appearances. He was promoted to team president on May 7, 2014 and served five seasons in the role, overseeing both the business and hockey operations of the franchise.

Internationally, Holmgren has represented the United States as a player, coach and front-office member in several capacities. During the 1973-74 season, Holmgren was a member of Team USA for the event that later became the IIHF Under-20 World Junior Championships, and he also played for Team USA in the 1981 Canada Cup. Off the ice, he most recently served as the assistant general manager for Team USA at the 2016 World Cup of Hockey and was a member of the U.S. Men's National Team Advisory Group from 2009 to 2014. Holmgren also was the assistant general manager of the 2006 U.S. Olympic Men's Ice Hockey Team and the general manager for the 2006 U.S. National Team at the IIHF World Championships and served as an assistant coach for Team USA at the 1998 Winter Olympic Games and at the 1996 World Cup of Hockey Tournament.

Paul and his wife, Doreen, reside in Yardley, Pennsylvania. He has four children: Jason, Kirsten, Wes, and Greta, and nine grandchildren: Hannah, Noah, Mackenzie, Luke, Nora, Cameron, Brayden, Ryan and Emma. Holmgren was born on Dec. 2, 1955.



HOCKEY OPERATIONS



BILL BARBER

SENIOR ADVISOR

Bill Barber is in his 45th season as a member of the Flyers organization. A native of Callander, Ontario, Barber was drafted by the Flyers in 1972 and went on to play 12 seasons for the club, winning the Stanley Cup in both 1974 and 1975. He is the franchise's all-time goal-scoring leader with 420 over 903 career games from 1972-84. Barber also ranks second in franchise history in games played and in overall points (883). Barber, Bobby Clarke and Reggie Leach formed the "LCB Line," one of the best-known lines in Flyers history, during the 1975 Cup run and throughout the latter half of the 1970s. Barber was also the captain of the Flyers during the 1981-82 and 1982-83 seasons while

Clarke served as a player-assistant coach; he returned those duties to Clarke once that arrangement ended.

Upon his retirement as a player following the 1983-84 season, Barber was named head coach of the Hershey Bears, then the Flyers' American Hockey League affiliate, and then become an assistant coach of the Flyers in 1985. After three seasons in that role, Barber moved into pro scouting for the organization for the next eight seasons. When the Flyers purchased an American Hockey League franchise in 1996, Barber became the head coach of the new Philadelphia Phantoms, and led them to a Calder Cup championship in 1997.

Barber returned to the Flyers bench as an assistant coach in the summer of 2000, but was promoted to head coach on December 11, 2000. He went on to win the Jack Adams Award as the NHL Coach of the Year after leading the Flyers to a 31-16-7 record over the rest of the season. He served as the head coach through the end of the 2001-02 season.

Barber spent the next six seasons with the Tampa Bay Lightning organization as director of player personnel, winning a Stanley Cup there in 2004. He returned to the Flyers organization as a scouting consultant in 2008.

Barber is a member of both the Hockey Hall of Fame and the Flyers Hall of Fame. His No. 7 is one of only six numbers retired by the franchise in its history.



DEAN LOMBARDI

SENIOR ADVISOR

Dean Lombardi is in his sixth season as a senior advisor in the Flyers' front office. Lombardi has over 30 years of experience as an NHL executive, most recently with the Los Angeles Kings, where he was President & General Manager from 2006-2017. Lombardi presided over the most successful stretch in the team's history, assembling a roster that won the franchise's first Stanley Cup in 2012 and repeated the feat in 2014.

Lombardi took over a Kings franchise that amassed 42 wins and 89 points in 2005-06, but had not been to the playoffs since 2002. He set to work reconstructing the roster, and his efforts began to pay off when the Kings went 46-27-9 for 101 points and returned to the Stanley Cup Playoffs. A 98-point season followed in 2010-11. After making several key additions to the roster and making an in-season coaching change, the 2011-12 Kings gathered 95 points to make the playoffs as the eighth seed in the Western Conference. They beat the Presidents' Trophy-winning Vancouver Canucks in five games in the first round, and then went on to sweep the second-ranked St. Louis Blues in the second round before dispatching the third-seeded Phoenix Coyotes in five games in the Western Conference Final. The Kings then beat the New Jersey Devils 4 games to 2 in the Stanley Cup Final.

Lombardi was an original member of the San Jose Sharks front office and spent seven seasons (1996-03) as the general manager of the club. During his tenure as GM, San Jose reached the playoffs five times and won the Pacific Division in 2002 with a 99-point season. In between his general manager appointments, Lombardi worked for the Flyers as a pro scout covering the Western Conference from 2003-06.

Lombardi also has done extensive work with USA Hockey, including serving as general manager for the 2016 World Cup of Hockey. He was named to the USMNT advisory group in 2009.

A native of Ludlow, Massachusetts, Lombardi graduated from the University of New Haven in 1982 and Tulane Law School in 1985. He worked as a player agent before moving into management with the Minnesota North Stars in 1988.



BOB MURRAY

SENIOR ADVISOR

Bob Murray is in his first season with the Flyers and 48th season in the National Hockey League. Prior to joining the Flyers, Murray worked as a Professional Scout with the Calgary Flames after being hired in Feb. 2022. He served 13 years as the Executive Vice President and General Manager of the Anaheim Ducks before resigning in Nov. 2021. He won the NHL General Manager of the Year award in 2013-14 and has been named a finalist for the honor three times. He also served as an Assistant General Manager for Team Canada during the 2016 World Cup of Hockey. Named to the position on Nov. 12, 2008, Murray was the third-longest tenured General Manager in the NHL, behind only David Poile (1997) and Doug Wilson (2003).

On Jan. 6, 2019 vs. Edmonton, Murray became the fifth person in the NHL history to both play and manage 1,000 career regular season NHL games. He joined Bobby Clarke, Bob Gainey, Bob Pulford, and Doug Wilson in the 1,000/1,000 club. Murray has now managed 1,110 NHL games (992 with Anaheim, 188 with Chicago) and played in 1,008 NHL contests (all with Chicago).

Prior to joining the Ducks in July 2005, Murray worked as a professional scout with the Vancouver Canucks from 1999-2005. Murray's scouting expertise helped to build teams that recorded 100+ point season two years in a row (2002-03 and 2003-04) and advanced to the Stanley Cup Playoffs four seasons in a row (2001-04). Before his stint in Vancouver, he served as a Scouting Consultant for Anaheim during the 1998-99 season.

Murray was a member of the Chicago Blackhawks organization for 25 years, serving as General Manager from 1997-99. He was named the sixth General Manager in team history on Jul. 3, 1997. He was promoted to the post after as Assistant General Manager under Bob Pulford for two seasons. Before joining upper-management, Murray was named the Director of Player Personnel in 1991 and was largely responsible for the club's NHL Entry Draft selections over eight seasons.

Drafted by the Blackhawks in 1974, Murray spent his entire 1,008-game, 15-year career in a Chicago uniform. He became just the fourth player in Blackhawks history to reach the 1,000-game plateau in 1989-90. In addition, he became the first defenseman in club history to appear in 100 post-season contests, reaching the mark during the 1990 Stanley Cup Playoffs. In all, Murray scored 514 points (132-382=514) and currently ranks third in all-time points among Blackhawks defensemen (17th overall in club history). He was named to both the 1981 and 1983 NHL All-Star Games. Murray retired following the conclusion of the 1989-90 season. Murray remained with the Blackhawks organization as a Professional scout following his retirement in 1990.



BRYAN HARDENBERGH


VICE PRESIDENT, PLAYER ENGAGEMENT & TEAM SERVICES

Bryan Hardenbergh is in his 10th season with the team's team services and 23rd season in the Philadelphia Flyers organization.

Hardenbergh worked solely in team services since the 2014-15 season. Prior to that, he worked as a combination of Director of Team Services and a Scouting Coordinator. Hardenbergh was hired as the Scouting Coordinator in July 2000 and spent 14 seasons/drafts in the position. Before being hired full-time, he spent the

1998-99 season as a Public Relations intern.

Hardenbergh graduated from Elon University in 1998. He grew up in Voorhees, NJ and attended Eastern High School. Bryan and his wife, Carolyn, have two sons: James and Henry.



KEVIN BRAEUNLE

MANAGER, TEAM OPERATIONS

Kevin Braeunle is in his first season with the Philadelphia Flyers. Prior to joining the Flyers, Braeunle was named the 12th recipient of the Brendan Burke internship with USA Hockey for the 2022-23 season. While in that position, he worked with the National Team Development Program, U.S. national teams, international events and player development camps.

Previously, Braeunle served as the director of hockey operations for the Bemidji State University women's ice hockey team during the 2021-22 season, where he was responsible for pre-scouting opponents and coding live games. Additionally, Braeunle was on staff as an assistant coach for the University of Pennsylvania men's ice hockey team for the 2021-22 campaign.

The Lansdale, Pa native served as the hockey operations manager for Team USA, helping guide them to a 2023 gold medal winning U18 World Championships in Switzerland.



TOM MINTON

DIRECTOR OF HOCKEY OPERATIONS

Tom Minton is in his fourth season with the Philadelphia Flyers, second as Director of Hockey Operations after being promoted to the role in 2022. He joined the Flyers in September of 2019 as Director of Hockey Information & Video where he helped lead several projects with the team's scouting and analytics departments.

Prior to joining the Flyers, he spent five seasons in the hockey operations department in various positions with the Minnesota Wild. Minton was named the fourth recipient of USA Hockey's Brendan Burke hockey operations internship, spending one year in that role (2013-14) and one year with the organization as a scout (2014-15) before joining the Wild in March of 2015. A native of Pipersville, Pa., Minton attended St. Joseph's University while serving as a hockey operations intern for Snider Hockey (2010) and working with the hockey programs at Neumann University (2012-13) and the University of Pennsylvania (2011-12).

He and his wife, Emily, reside in Cherry Hill with their two daughters, Vivienne and Molly.



RILEY ARMSTRONG

DIRECTOR, PLAYER DEVELOPMENT

Riley Armstrong is his third season with the Flyers, sixth with Comcast Spectacor. As Director of Player Development, he is responsible for developing Flyers prospects and helping all the young players grow into the professional game as they develop in the AHL with Lehigh Valley.

He previously served as an assistant coach for the Phantoms for the last two seasons (2021-23). The former winger joined Comcast Spectacor for the 2018-19 season as the first head coach for the Maine Mariners of the ECHL. He was then promoted to assistant general manager, working alongside Briere, for the 2019-20 season.

Prior to joining the Flyers, Armstrong served as an assistant coach for the Wheeling Nailers (ECHL) for two seasons (2016-18). The native of Saskatoon, Saskatchewan, skated in 12 seasons (2004-16) of professional hockey including 404 career games in the AHL with Cleveland, Worcester, Abbotsford, Grand Rapids, Binghamton and Hamilton. He also played in two games with the San Jose Sharks and made his NHL debut on Nov. 29, 2008 at Arizona.



NICK SCHULTZ

ASSISTANT DIRECTOR, PLAYER DEVELOPMENT

Nick Schultz is in his first as Assistant Director of Player Development after being named to the role on June 2, 2023 and his fifth season with Philadelphia Flyers organization. In this role, he will work directly with Riley Armstrong, and assist in developing Flyers prospects and helping the young players grow into the professional game. Previously, he served as a Player Development Coach for the last four seasons (2019-23) for Philadelphia.

Schultz recorded 175 points (30g, 145a) in 1,069 career NHL games in 15 seasons (2001-17) with Minnesota, Edmonton, Columbus and Philadelphia. The left-shot blueliner skated in his 1,000th NHL game on Jan. 13, 2016 with the Flyers to become the 301st player (103rd defenseman) in NHL history to reach the milestone. The native of Strasbourg, Saskatchewan, also tallied two assists in 32 career Stanley Cup Playoff contests with the Wild, Blue Jackets and Flyers. He was drafted by Minnesota in the second round (33rd overall) of the 2000 NHL Draft and made his NHL debut on Oct. 14, 2001 against Edmonton.

SCOUTING & PLAYER DEVELOPMENT STAFF



DAVE BROWN
PRO SCOUT



GREG CHASE
PRO SCOUT



MIKE EASTWOOD
PRO SCOUT



ROSS FITZPATRICK
PRO SCOUT



DANY HEATLEY
PRO SCOUT



DANIEL TREMBLAY
PRO SCOUT



WADE CLARKE
COLLEGE SCOUT



LEN QUESNELLE
COLLEGE SCOUT



KYLE SHERO
COLLEGE SCOUT



GRANT ARMSTRONG
AMATEUR SCOUT



SHANE FUKUSHIMA
AMATEUR SCOUT



MARTIN GENDRON
AMATEUR SCOUT



MARK GREIG
AMATEUR SCOUT



TODD HEARTY
AMATEUR SCOUT



DENNIS PATTERSON
AMATEUR SCOUT




STEVEN STEFANSKI
AMATEUR SCOUT




JOAKIM GRUNDBERG
DIR., EUROPEAN
SCOUTING



KEN HOODIKOFF
EUROPEAN SCOUT




SAMI SANDELL
EUROPEAN SCOUT




JAN SLANSKY
EUROPEAN SCOUT



SAMI KAPANEN
EUROPEAN PLAYER DEV.
COACH & SCOUT



SAM MORIN
PLAYER DEV. COACH



CHRIS STEWART
PLAYER DEV. COACH



BRADY ROBINSON
GOALTENDER
DEVELOPMENT



HOCKEY OPERATIONS

ANALYTICS STAFF



IAN ANDERSON
DIRECTOR



JACOB HURLBUT
ASSISTANT DIR.




COLE ANDERSON
LEAD DATA SCIENTIST



GAVIN McCLELLAND
DATA ENGINEER

TEAM PHYSICIANS



GARY DORSCHIMER
M.D.



RAZA AHMAD
M.D.



ROSEMARY KEARNEY
M.D.



GUY LANZI
D.M.D.



JAMES CAREY
M.D.



MILT ZGONIS
M.D.

EXECUTIVE ASSISTANTS



JODY CLARKE
EXEC. ASSIST. TO
THE PRESIDENT OF
HOCKEY OPERATIONS



SUSAN PAPANERI
EXEC. ASSIST. TO THE
GENERAL MANAGER



COACHES & LOCKER ROOM
STAFF



COACHING STAFF



JOHN TORTORELLA

HEAD COACH

John Tortorella was named head coach of the Philadelphia Flyers on June 16, 2022. He brings 25-plus years of NHL coaching experience to the Flyers (1989-2021), including 20 years as the head coach with the New York Rangers (1999-00, 2008-13), the Tampa Bay Lightning (2000-08), the Vancouver Canucks (2013-14) and the Columbus Blue Jackets (2015-21).

Tortorella is 673-551-170 (.548) in 1,383 career games as an NHL head coach. His 673 career wins rank 14th in NHL history and second among U.S.-born coaches. He has led his team to a division title on three occasions (2002-03, 2003-04 & 2011-12) and has a career record of 56-64 in 120 Stanley Cup Playoff games. He also led his team to the Conference Final on two separate occasions (2003-04 and 2011-12). As head coach of the Lightning in 2004, he led the team to their first Stanley Cup in franchise history defeating the Calgary Flames, 4-3.

Tortorella is one of four head coaches in NHL history that has won the NHL Jack Adams Award as Coach of the Year with two teams, Tampa Bay (2003-04) and Columbus (2016-17).

He also served as an assistant coach for the U.S. Olympic Men's Ice Hockey team that earned a silver medal at the 2010 Olympic Winter Games in Vancouver, and as an associate coach for the U.S. Men's National Team at the 2005 IIHF Men's World Championship in Vienna and Innsbruck, Austria.

He and his wife, Christine, are the parents of daughter, Brittany, and son, Dominick. Tortorella and his family support numerous causes through The John and Christine Tortorella Family Foundation. Animal rescue and fundraising for local shelters is a passion for the whole Tortorella family.

COACHING STAFF

TORTORELLA'S HEAD COACHING CAREER

YEAR	TEAM (LEAGUE)	REGULAR SEASON						PLAYOFFS			
		G	W	L	OT	PTS	PCT	G	W	L	PCT
1995-69	Rochester (AHL)	80	37	34	9	83	.519	15	11	4	.867
1996-97	Rochester (AHL)	80	40	30	10	90	.563	10	6	4	.600
1999-00	NEW YORK RANGERS (NHL)	4	0	3	1	1	.125	-	-	-	-
2000-01	TAMPA BAY (NHL)	43	12	27	4	28	.326	-	-	-	-
2001-02	TAMPA BAY (NHL)	82	27	40	15	69	.421	-	-	-	-
2002-03	TAMPA BAY (NHL)	82	36	25	21	93	.567	11	5	6	.455
2003-04	TAMPA BAY (NHL)	82	46	22	14	106	.646	23	16	7	.696
2006-07	TAMPA BAY (NHL)	82	44	33	5	93	.567	6	2	4	.333
2007-08	TAMPA BAY (NHL)	82	31	42	9	71	.433	-	-	-	-
2008-09	NEW YORK RANGERS (NHL)	21	12	7	2	26	.619	7	3	4	.429
2009-10	NEW YORK RANGERS (NHL)	82	38	33	11	87	.530	-	-	-	-
2010-11	NEW YORK RANGERS (NHL)	82	44	33	5	93	.567	5	1	4	.200
2011-12	NEW YORK RANGERS (NHL)	82	51	24	7	109	.665	20	10	10	.500
2012-13	NEW YORK RANGERS (NHL)	48	26	18	4	56	.583	12	5	7	.417
2013-14	VANCOUVER (NHL)	82	36	35	11	83	.506	-	-	-	-
2015-16	COLUMBUS (NHL)	75	34	33	8	76	.507	-	-	-	-
2016-17	COLUMBUS (NHL)	82	50	24	8	108	.659	5	1	4	.200
2017-18	COLUMBUS (NHL)	82	45	30	7	97	.591	6	2	4	.333
2018-19	COLUMBUS (NHL)	82	47	31	4	98	.598	10	6	4	.600
2019-20	COLUMBUS (NHL)	70	33	22	15	81	.569	10	4	6	.400
2020-21	COLUMBUS (NHL)	56	18	26	12	48	.429	-	-	-	-
2022-23	PHILADELPHIA (NHL)	82	31	38	13	75	.457	-	-	-	-
HEAD COACH TOTALS (NHL)		1465	704	579	182	1590	.543	120	56	64	.467
HEAD COACH TOTALS (AHL)		160	77	64	19	173	.541	25	17	8	.680



COACHING STAFF



BRAD SHAW

ASSOCIATE COACH

Brad Shaw is in his second season with the Flyers after joining the coaching staff in July 2022.

Prior to joining the Flyers, Shaw spent the 2021-22 season as an assistant coach with the Vancouver Canucks. He previously served as an assistant for five years with the Columbus Blue Jackets from 2016-17 to 2020-21 where he helped lead the team to a 193-133-46 record in 372 regular season games. Columbus also earned a spot at the Stanley Cup Playoffs in four of five years.

Before joining the Blue Jackets, Shaw served as assistant coach for the St. Louis Blues for a total of 10 seasons from 2006-07 to 2011-12 and associate coach from 2012-13 to 2015-16. He was also a part of the coaching staff with the New York Islanders as an assistant for the 2005-06 season and finished the year as the team's head coach with an 18-18-4 record.

He also served as head coach of the Cincinnati Mighty Ducks in the American Hockey League from 2002-03 to 2004-05. Prior to that he was a head coach in the International Hockey League with the Detroit Vipers in 2000-01 and an assistant in the AHL with the Springfield Falcons (2001-02).

Before becoming a coach Shaw played in the National Hockey League as a defenseman with the Hartford Whalers (1985-92), Ottawa Senators (1992-1995) Washington Capitals & St. Louis Blues (1998-99).



ROCKY THOMPSON

ASSISTANT COACH

Rocky Thompson is in his second season with the Flyers after joining the coaching staff in July 2022.

Prior to joining the Flyers Thompson served as associate coach for the San Jose Sharks. Before San Jose Thompson the head coach of the Chicago Wolves of the American Hockey League for three seasons from 2017-20. He compiled a 113-71-29 record in 213 regular season games and a 12-13 mark in the Calder Cup Playoffs.

Thompson also served as an assistant coach with the Edmonton Oilers for five seasons. He spent four seasons with the club's AHL affiliate from 2010-14 before moving on the following season to the Oilers in 2014-15. He served his first head coaching position with the Windsor Spitfires from 2015-17 in the Ontario Hockey League.

Before becoming a coach Thompson played 10 seasons of professional hockey, including 25 games in the National Hockey League and the Flames (1997-99) and Florida Panthers (2000-02). Prior to that he played 10 seasons in the AHL with the Saint John Flames 1995-00), Louisville Panthers (1999-01), Hershey Bears (2001-02), San Antonio Rampage (2002-03), Toronto Roadrunners (2003-04), Edmonton Roadrunners (2004-05) and Peoria Rivermen (2005-07).



DARRYL WILLIAMS

ASSISTANT COACH

Darryl Williams is in his third season with the Flyers after joining the coaching staff on July 19, 2021.

A native of Labrador City, Newfoundland, Williams came to the Flyers after serving as an assistant coach for the ECHL's Newfoundland Growlers since January of 2019. Prior to that, he spent 10 seasons as an assistant coach in the National Hockey League, nine of which came on Alain Vigneault's staffs in New York and Vancouver.

Williams was an assistant with the Canucks for six seasons from 2009-08 to 2013-14 and worked with Vigneault for five of those seasons, including the team's run to the Stanley Cup Final in 2011. He then joined Vigneault with the Rangers in 2014 and served as an assistant for four seasons through the end of the 2017-18 campaign.

Before joining the Canucks, Williams coached in various capacities at several different levels of hockey. He was an associate coach of the St. John's Fog Devils of the Quebec Major Junior Hockey League (QMJHL) from 2005-06 to 2007-08 and an assistant coach with the Cincinnati Mighty Ducks in 2002-03 and 2003-04. Williams was also the head coach of the Long Beach Ice Dogs in the West Coast Hockey League (WCHL) in 2000-01 and 2001-02, and the Kansas City Outlaws of the United Hockey League (UHL) in 2004-05.

Williams joined the coaching ranks after 11 seasons of professional hockey, which included two games in the NHL with the Los Angeles Kings in 1992-93. He spent time in the AHL and International Hockey League (IHL) where he registered 283 points with 126 goals and 157 assists in 676 career games.



KIM DILLABAUGH

GOALTENDING COACH

Kim Dillabaugh is in his ninth season with the Flyers organization. He was named the Flyers goaltending coach on July 3, 2015.

Dillabaugh came to the Flyers from the Los Angeles Kings, where he spent eight seasons working in a goaltender development role for the club. In his time with the Kings, Dillabaugh contributed to the development of 2012 Conn Smythe winner Jonathan Quick, Jonathan Bernier, and Martin Jones, while also working with goaltenders at the club's American Hockey League affiliate, the Manchester Monarchs, and prospects playing elsewhere at the professional and amateur level. During Dillabaugh's tenure with the Kings organization, Los Angeles won two Stanley Cups (2012 & 2014) and made the Conference Finals one other time, while Manchester won one Calder Cup (2015) and reached the Eastern Conference Finals two other times.

Dillabaugh played three seasons in the Western Hockey League (WHL) with the Kelowna Rockets and the Calgary Hitmen from 1994-97. He went into coaching upon concluding his junior career, first with the Goaltender Development Institute (GDI) as an assistant to GDI president Ian Clark. In 2004, Dillabaugh became a goaltending & assistant coach with Kelowna and helped the team win a Memorial Cup that season behind Memorial Cup MVP & Outstanding Goalie Kelly Guard. Over the next ten seasons, Dillabaugh helped the Rockets win two WHL Championships (2005 & 2009) before stepping down in 2014 to join the Kings on a full-time basis.

Internationally, Dillabaugh has served as the goalie coach for Hockey Canada's Men's Under 18 Team (2004 & 2006 Junior World Cup) and was a part of Hockey Canada's Program of Excellence (POE) Goaltending Camp for four years. In 2019, he earned a silver medal with Team Canada at the 2019 IIHF World Championship in Slovakia.

Kim and his wife Bonnie have a daughter, Ellie and a son, Westin.



COACHING STAFF



ANGELO RICCI

SKILLS COACH

Angelo Ricco is in his fifth season with the Flyers after joining the staff before the 2019-20 season.

Prior to joining the Flyers, Ricci was the skills consultant with the Buffalo Sabres from 2014-2018. He is a Master Level 5 Coach with USA Hockey. He was the Head Skills Instructor at the NHL Fantasy Skills Camp during the NHL All-Star Games in Denver in 2001 and Los Angeles in 2002.

Ricci was the Executive Director of the Colorado Thunder Tier 1 Hockey Association. He coached at the Tier 1 level for 16 seasons, over 1000 games with a winning record of 803-192-53. As a head coach, he has won 14 state championships, 7 district championships, and made 8 national tournament appearances including being the first Colorado Tier 1 team to win the Nationals in 2009-2010. He also has four Tier 1 Eliter League Championship and 28 tournament championship wins.

Ricci is also the co-founder of the Ricci Hockey Consulting, where they have over 30 years of experience and worked with numerous NHL, professional and elite players. He spent two years playing professional hockey in the ECHL and in WPHL. A graduate of the University of Denver, Ricci is the 12th all-time leading scorer in school history. He won two Clark Cup Championships with the Omaha Lancers in 1989-90 and 1990-91 and currently in the All-Time leading scorer.



ADAM PATTERSON

HEAD VIDEO COACH

Adam Patterson is in his 15th season as Video Coach and his 22nd overall year with the Flyers organization. He handles all aspects of video used by the coaches and players and is involved in pre-scouting upcoming opponents.

Patterson was promoted to his current position in 2009 after serving six years as the Flyers video coordinator. He spent the 2002-03 and 2004-05 seasons in the same capacity for the Philadelphia Phantoms, winning a Calder Cup with the team in 2005.

A native of Peterborough, Ontario, Patterson graduated from Eastern Michigan University with a degree in communications and video production while captaining the school's ice hockey team for his final three years. He was a four-time CSHL All-Star and three-time Division 1 All-American. Prior to that Patterson played junior hockey in Stratford, Ontario and in Detroit for the Compuware Ambassadors. He is the son of former Flyer and current team scout Dennis Patterson.

Patterson and his wife, Amy, reside in Barrington, NJ with their three children – son, Colin, and daughters, Mackenzie and Mya.



VINCENT YULA

ASSISTANT VIDEO COACH

Vinny Yula is in his fifth season as Assistant Video Coach. He moved into the role in an official capacity in 2019 after spending six seasons assisting the coaching staff with video operations on a part-time basis.

Prior to moving to the hockey operations side, Yula spent 13 years with Comcast Spectacor's information technology department. He joined the company in 2006 after graduating from Rowan University with a degree in Computer and Information Science.



MEDICAL & TRAINING STAFF



IAN McKEOWN

VICE PRESIDENT, ATHLETE PERFORMANCE AND WELLNESS

Ian McKeown is in his second season with the Flyers. He was named Vice President of Athlete Performance and Wellness on Aug. 24, 2022.


McKeown is a widely-respected practitioner of high-performance training and wellness, and he joins the Flyers after spending the previous nine seasons with Port Adelaide FC of the Australian Rules Football League (AFL) in Adelaide, Australia where he was the Head of High Performance for the team. He was selected

by the Flyers after a wide-ranging, global search for a leader with a proven record of establishing and maintaining a modern, holistic performance and wellness program for world-class athletes.

At Port Adelaide, McKeown designed and implemented an organization-wide commitment to strategic training and wellness consisting of a team of sports science, sports medicine, and strength and conditioning professionals in direct collaboration with players and coaches. He has also consulted for world-class sports organizations, which included professional teams in the United States and top-level rugby clubs around the world.

A native of County Down in Northern Ireland, McKeown has spent the last 12 years living in Australia, where he earned a Ph.D. in Strength and Conditioning from the University of Canberra. He also holds a Bachelor of Science degree in Sports and Exercise Science from Ulster University in Northern Ireland.

McKeown's approach to working with athletes balances the technical, physical, coaching, and human elements of high-level athletic performance, and his work incorporates extensive research and data-driven decision making. He also places a strong emphasis on areas like nutrition, sports psychology, and sports science in his performance systems.



TOMMY ALVA

HEAD ATHLETIC TRAINER

Thomas Alva is in his second season with the Flyers and 20th season with the National Hockey League. Alva was named Head Athletic Trainer to the Flyers on Sept. 21, 2022.

Alva spent the last 11 seasons as Assistant Athletic Trainer with the Florida Panthers (2011-22). Prior to joining the Panthers, he served as Head Athletic Trainer with the Atlanta Thrashers for three seasons (2008-11) and for a season with the

Norfolk Admirals (2007-08) of the American Hockey League (AHL).

Alva began his NHL career with the Dallas Stars as the team's Assistant Athletic Trainer for four seasons (2003-07). Prior to the NHL, Alva spent a season as the Head Athletic Trainer for the Barcelona Dragons of NFL Europe (2000) and Head Athletic Trainer for the Dallas Burn of Major League Soccer (1996-1999).

He earned his Bachelor of Science in Education in 1992 and his Master of Science in Education in 1993, both from Henderson State University.

Alva is a Certified Athletic Trainer through the National Athletic Trainers Association, a Licensed Athletic Trainer in the states of Texas, Florida, Pennsylvania, New Jersey and is a Certified Corrective Exercise Specialist through the National Academy of Sports Medicine.



ALEX AMBROSE

ASSISTANT ATHLETIC TRAINER

Alex Ambrose is in his first season with the Flyers organization.

Prior to joining the Flyers, Ambrose spent seven seasons as the head athletic trainer for the affiliate of the Florida Panthers with the Springfield Thunderbirds and Charlotte Checkers from 2016-2023. As assistant athletic trainer, he is responsible for the day-to-day operations, along with the assessment, treatment, and rehabilitation of the athlete.

Before professional hockey, Ambrose served as an athletic trainer at the United States Military Academy at West Point, covering men's ice hockey, football, and lacrosse. He was a graduate assistant at St. John's University. A native of South Florida, Ambrose received his bachelor's degree at the Florida State University.



JOE MELE

ASSISTANT ATHLETIC TRAINER & MASSAGE THERAPIST

Joe Mele is in his third year as Assistant Athletic Trainer for the Flyers. In his role as assistant athletic trainer, Joe is responsible for assisting in the day-to-day care of the team as well as maintaining the training room facilities.

Prior to working with the Philadelphia Flyers, Joe served as an assistant athletic trainer with the Villanova University football team and completed two seasonal internships with both the Philadelphia Eagles and Baltimore Ravens. He also served as head athletic trainer of the Lehigh Valley Phantoms during the 2014-2015 seasons. Joe completed his Bachelor's degree in athletic training at Temple University and later completed a Master's degree in Exercise Science with a rehabilitation focus through PennWest California.

He currently lives in Cherry Hill, NJ and enjoys being outdoors in his free time.



JONATHAN KIRSCH
PHYSICAL THERAPIST



ZACHARY SCHWARZ
PHYSICAL THERAPIST



MELISSA RUCKER
MASSAGE THERAPIST



MEDICAL & TRAINING STAFF



DAN WARNKE

HEAD STRENGTH & CONDITIONING COACH

Dan Warnke is in his fifth season as the Head Strength & Conditioning Coach for the Philadelphia Flyers. Dan's primary responsibility lies in overseeing the training and performance enhancement strategies tailored to each individual athlete, aiming to optimize their performance and readiness. In June 2019, he was appointed as the team's Assistant Strength and Conditioning coach, following a three-season stint as the Head Strength and Conditioning Coach for the Flyers' American Hockey League affiliate, the Lehigh Valley Phantoms.

Before joining the Flyers, Warnke served as the Assistant Director of Strength and Conditioning at the University of Minnesota. During his time with the Gophers, Dan was tasked with supervising multiple teams, ensuring effective training and recovery methodologies were applied to maximize performance levels for each competition. Prior to his role at Minnesota, he gained experience as an intern coach with the Gophers Olympic Strength and Conditioning staff.

Dan holds his certification from the National Strength and Conditioning Association (NSCA). He obtained his Master of Science degree from California University of Pennsylvania and earned his Bachelor's Degree in Exercise Science from the University of Wisconsin Superior.



DeRICK O'CONNELL

RECONDITIONING COORDINATOR & ASSISTANT PERFORMANCE COACH

DeRick O'Connell is in his third season with the Flyers after being named to the position in Aug. 2, 2021.

O'Connell has served in many leadership roles as a Regional Director of Sports Performance, Head Strength Coach, Sport Scientist and Senior Strength Coach in collegiate, private and corporate settings. He has worked with athletes on over 35 professional teams and 60 Division 1 teams.

He was a contributing member of the Medical Advisory Board in a joint venture between Hackensack University Medical Center and the New York Giants. He was also previously the Performance Manager for Team Gomez, a professional fight team, and Director of Sports Performance at Breck School. DeRick has made multiple stops with the Strength and Conditioning Department at the University of Minnesota, spending over 5 1/2 years serving as a sports scientist and strength coach with the Men's and Women's Gopher Hockey programs.



RICK BRONWELL

HEAD EQUIPMENT MANAGER

Rick Bronwell is in his third season with the Flyers. Bronwell was named head equipment manager on Aug. 16, 2021.

Bronwell came to the Flyers from the Minnesota Wild, where he served as an assistant equipment manager since 2010. He also has worked for the San Jose Sharks and previously held equipment manager roles in the American Hockey League and the ECHL, including with the Atlantic City Boardwalk Bullies. He brings nearly 2,000 professional games of experience to the organization.



JOHN PETERS

EQUIPMENT MANAGER

John Peters is in his second season as Assistant Equipment Manager for the Philadelphia Flyers after joining the staff before the 2022-23 season.

Peters previously working as assistant equipment manager for the San Jose Sharks, and the San Jose Barracuda, the Sharks AHL affiliate. Peters was also the assistant equipment manager with Arizona State University when the team played in the NCAA and head equipment manager when the team played in the American Collegiate Hockey Association (ACHA).



EQUIPMENT STAFF



ALAN OMAN

EQUIPMENT MANAGER

Alan Oman is in his first season with the Flyers organization.

Prior to coming to the Flyers, Oman had been the head equipment manager with Bakersfield Condors (2015-2023), the American Hockey League affiliate of Edmonton Oilers. His previous stops included Oklahoma City Barons (AHL) as the assistant equipment manager (2012-2015) and Rio Grande Valley Killer Bees of the Central Hockey League as the head equipment manager (2011-2012).

Alan and his wife, Anne, have three daughters, Alianna, Amela and Adalynn and two dogs, Ruger and Zelda.

ASSISTANT EQUIPMENT MANAGERS



MIKE CRAYTOR



MIKE LEFCZIK



ANTHONY ORATORIO



2023-24 TEAM
ROSTER





17

WADE
ALLISON

RIGHT WING

SHOOTS: RIGHT

HT: 6-2 | WT: 203

BORN: 10/14/97

CARMAN, MB, CAN



2022-23 HIGHLIGHTS

Ranked second among NHL rookies in hits (190) and T-7th in GWG.

Recorded career highs in goals, assists, points and GWG.

Logged career-high 20:15 TOI vs. MTL (3/28/23).

Posted a career-high seven hits four times: vs. STL (11/8/22), vs. OTT (11/12/22), vs. NSH (2/11/23) and vs. DET (3/5/23).

Missed 18 games due to lower-body injury (11/13-12/17/22).

CAREER

2021-22:

Recorded a three-game goal streak (3g) (1/15-1/19/22).

Skated in one game with the Flyers vs. BUF (1/22/22).

2020-21:

Missed the beginning of the season due to injury.

Made his professional debut on March 14 at Hershey and registered his first AHL goal.

Posted his first professional three-point game (1-2=3) on March 27 vs. Binghamton.

Made his NHL debut at PIT (4/15/21).

Recorded his first NHL goal/point vs. WSH (4/17/21).

Tallied four points (3-1=4) in a three-game NHL point streak (5/3-5/7/21).

2019-20:

Named to NCHC Academic All-Conference Team.

Registered career-high five-game goal streak and totaled nine points (6-3=9) in that stretch.

Recorded 13 points (7-6=13) in career-high seven-game point streak.

2018-19:

Notched four goals in series sweep at Miami, including a hat trick, and earned NCHC Offensive Player of the Week honors (3/9/19).

2017-18:

Played in 21 games due to injury.

Named All-NCHC Honorable Mention.

Finished second on the team in scoring with a career-high 30 points.

Tallied six assists in four-game assist streak (10/13-10/21/17).

Registered four points and first collegiate hat trick in 7-4 win over Denver (11/4/17).

Named NCHC Offensive Player of the Week twice (11/6/17 & 12/9/17).

Recorded four points (3-1=4) over Miami, including a hat trick and OT GWG (12/9/17).

2016-17:

Scored first collegiate goal in debut at Ferris State (10/6/16).

Netted two goals, including the game-tying goal in 4-4 tie at Bowling Green (10/14/16).

Named NCHC Rookie of the Week twice (10/17/16 & 12/10/16)

Tallied seven points (1-6=7) in five-game point streak (1/27-2/10/17).

2015-16:

Helped to lead Tri-City to its first Clark Cup championship.

Named Clark Cup MVP after leading the USHL in playoff goals and ranked second in playoff points.

Led the Storm with five goals and nine points in the three-game Clark Cup Final.

CAREER TRANSACTIONS

Selected by the Flyers in the second round (52nd overall) of the 2016 NHL Draft.

Signed through 2023-24. Becomes a restricted free agent 2024-25.

PERSONAL

His favorite city to play in besides Philadelphia is Winnipeg.

He would pick Owen Tippett to play him in a movie.

If his life had a theme song, it would be 'Life Is A Highway.'

One of his favorite bands/musicians is Luke Combs.

VS. NHL

TEAM	GP	G	A	PTS	PIM	TEAM	GP	G	A	PTS	PIM	TEAM	GP	G	A	PTS	PIM
ANA	2	0	2	2	0	EDM	2	0	1	1	2	PIT	4	1	1	2	0
ARI	1	1	0	1	0	FLA	3	0	0	0	0	SJS	2	0	0	0	2
BOS	2	1	0	1	0	LAK	2	1	0	1	0	SEA	2	0	0	0	2
BUF	4	1	1	2	2	MIN	2	0	0	0	5	ST.L	2	1	0	1	0
CGY	1	1	0	1	0	MTL	2	0	0	0	17	TBL	2	0	0	0	0
CAR	3	1	1	2	0	NSH	2	0	0	0	0	TOR	3	0	0	0	2
CHI	2	0	0	0	0	NJD	7	1	2	3	2	VAN	2	0	0	0	2
COL	-	-	-	-	-	NYI	3	0	0	0	2	VGK	-	-	-	-	-
CBJ	3	0	0	0	0	NYR	4	0	0	0	2	WAS	5	4	0	4	0
DAL	1	0	0	0	0	OTT	3	0	0	0	0	WPG	1	0	0	0	0
DET	3	0	1	1	0	PHI	-	-	-	-	-						

PROFESSIONAL CAREER

SEASON	TEAM	LEAGUE	GP	G	A	PTS	PIM	PP	SH	GW	S	S%	+/-	TF	F%	TOI
2014-15	Tri-City	USHL	35	6	7	13	8	0	0	3	58	10.3	-	-	-	-
2015-16	Tri-City	USHL	56	25	22	47	46	4	2	6	203	12.3	-	-	-	-
2016-17	Western Michigan	NCHC	37	12	18	30	47	5	0	2	-	-	6	-	-	-
2017-18	Western Michigan	NCHC	21	14	14	28	27	3	0	2	-	-	9	-	-	-
2018-19	Western Michigan	NCHC	25	9	8	17	24	2	0	1	-	-	9	-	-	-
2019-20	Western Michigan	NCHC	26	10	13	23	17	4	0	1	-	-	11	-	-	-
2020-21	Lehigh Valley	AHL	10	4	5	9	9	9	0	0	20	20	8	-	-	-
	PHILADELPHIA	NHL	14	4	3	7	4	1	0	1	24	16.7	1	1	0.0	12:55
2021-22	Lehigh Valley	AHL	28	10	7	17	4	4	0	3	85	11.8	-4	-	-	-
	PHILADELPHIA	NHL	1	0	0	0	0	0	0	0	2	0.0	-1	-	-	8:16
2022-23	PHILADELPHIA	NHL	60	9	6	15	36	0	0	2	89	10.1	-3	6	16.7	12:53
PHILADELPHIA/NHL TOTALS			75	13	9	22	40	1	0	3	115	11.3	-3	7	14.3	12:50

PROFESSIONAL PLAYOFF CAREER

SEASON	TEAM	LEAGUE	GP	G	A	PTS	+/-	PIM	PP	SH	GW	S	S%	TF	F%	TOI
2014-15	Tri-City	USHL	7	0	2	2	-	0	0	0	0	16	0.0	-	-	-
2015-16	Tri-City	USHL	11	9	7	16	8	4	0	1	3	55	16.4	-	-	-

NO NHL PLAYOFF EXPERIENCE

CAREER HIGHLIGHTS

	FLYERS	CAREER
MOST GOALS (GAME)	2 (5/7/21 at WSH)	2 (5/7/21 at WSH)
MOST ASSISTS (GAME)	2 (5/10/21 vs. NJD; 1/17/23 vs. ANA)	2 (5/10/21 vs. NJD; 1/17/23 vs. ANA)
MOST POINTS (GAME)	2 (4x)	2 (4 TIMES)
MOST GOALS (SEASON)	9 (2022-23)	9 (2022-23)
MOST ASSISTS (SEASON)	6 (2022-23)	6 (2022-23)
MOST POINTS (SEASON)	15 (2022-23)	15 (2022-23)
LONGEST GOAL-SCORING STREAK	N/A	N/A
LONGEST ASSIST-SCORING STREAK	N/A	N/A
LONGEST POINT-SCORING STREAK	3 GAMES (5/3-5/7/21)	3 GAMES (5/3-5/7/21)



89

CAM
ATKINSON

RIGHT WING

SHOOTS: RIGHT

HT: 5-8 | WT: 175

BORN: 6/5/89

RIVERSIDE, CT, USA



2022-23 HIGHLIGHTS

Missed season due to upper-body injury.

CAREER

2021-22:

Cataloged four points (3-1=4) vs. NJD (12/14/21).

Tallied five goals in three-game goal streak (10/20-10/27/21).

2020-21:

Ranked T-2nd in the NHL in shorthanded goals

One of four CBJ players to skate in all 56 games

Registered four points (1-3=4) at CHI (2/11/21).

Recorded nine points (5-4=9) in five-game point streak (2/8-2/18/21).

Awarded NHL's First Star of the Week (2/14/21).

2019-20:

Ranked second on the Blue Jackets in assists and points during the 2020 Stanley Cup Playoffs.

Missed 26 games due to a lower-body injury (ankle).

Passed Fedor Tyutin for second place on CBJ's all-time games played list on Dec. 3, 2019 vs. ARI (554).

Tallied a four-game assist (4a) streak (11/7-11/15/19).

2018-19:

Set career highs in goals, assists, points and ice time.

Led the team and finished sixth in the NHL in goals – tying Rick Nash's single season record (2003-04).

Played in his second All-Star Game in San Jose (1/26/19).

Became the sixth player in CBJ history to skate in 500 career games (2/12/19 vs. WSH).

Became the second player in CBJ history to record 20 goals in six-straight seasons (Rick Nash).

Netted first career penalty shot goal vs. NJD, M. Blackwood (12/20/18).

Registered a career-best 12-game point streak (13-7=20), the second-longest in franchise history (13, Ryan Johansen) from Nov. 10-Dec. 6, 2018.

Tied the franchise mark with goals in an NHL season-best seven-straight games (nine goals) from Nov. 10-24 (Geoff Sanderson, eight goals from Nov. 5-17, 2002).

2017-18:

Finished second on CBJ in goals.

Represented the United States at the 2018 IIHF World Championships (bronze).

Finished third among all skaters in the 2018 tournament in goals (7) and sixth in points (11).

Named one of the USA's top three players.

2016-17:

Skated in career-high 82 games.

Led CBJ in points for the second consecutive season and finished eighth in the NHL in goals.

Selected to represent Columbus in the NHL All-Star game.

Netted 121st career goal at TOR (4/9/17) to move into second place all-time on CBJ's goals list.

2015-16:

Led CBJ in scoring and become 19th skater in team history to reach 50-plus points in a season.

2014-15:

Led Columbus in GWG (T-8th in NHL) and shots, ranked T-3rd in PPG, fourth in goals and T-4th in points.

2013-14:

Ranked first on the Blue Jackets in GWG, second in shots and third in goals.

2012-13:

Ranked T-2nd on team in plus/minus rating (+9) and T-4th in goals.

2011-12:

Made his NHL debut vs. NSH (10/7/11).

Scored his first NHL goal vs. VAN (10/10/11).

Scored the game-deciding shootout goal at CGY (3/18/12).

Netted first career hat trick at COL (4/5/12).

Ranked fourth in the AHL in PPG and 11th in goals and led Springfield in goals and PPG, ranked T-1st in SHG, and third in points.

Selected to represent Springfield in the AHL All-Star Classic.

Represented the United States at the 2012 IIHF World Championships.

2010-11:

Tallied 52 points (31-21=52) in 39 games with Boston College.

Led Hockey East in goals and points and was second in the nation in goals.

Named a finalist for the Hobey Baker Award.

Named Hockey East First-Team All-Star and Hockey East Tournament MVP.

Made his professional debut with Springfield and netted first AHL goal in debut (4/1/11).

CAREER TRANSACTIONS

Acquired from Columbus on July 24, 2021; Signed seven-year contract with Columbus, Nov. 16, 2017; Signed three-year contract extension with Columbus, March 2, 2015; Signed two-year contract extension with Columbus, Aug. 26, 2013; Signed two-year entry-level contract with Columbus, March 27, 2011; Selected by Columbus in the sixth round (157th overall) of the 2008 NHL Draft.

Signed through 2024-25. Becomes an unrestricted free agent 2025-26.

PERSONAL

Wife, Natalie, sons, Declan and Caden, and daughter, Fallon.

His dream VIP invite to a Flyers game would be Kevin Hart.

His favorite city to play in (besides Philadelphia) is New York City.

Played tennis, lacrosse and golf growing up.

VS. NHL

TEAM	GP	G	A	PTS	PIM	TEAM	GP	G	A	PTS	PIM	TEAM	GP	G	A	PTS	PIM
ANA	17	1	4	5	4	EDM	19	9	4	13	10	PIT	31	10	4	14	8
ARI	19	2	9	11	2	FLA	30	11	10	21	12	SJS	16	3	6	9	0
BOS	20	5	5	10	4	LAK	16	7	6	13	0	SEA	2	0	1	1	0
BUF	20	8	9	17	2	MIN	16	6	2	8	4	STL	22	5	13	18	6
CGY	18	4	7	11	4	MTL	23	7	6	13	2	TBL	27	3	6	9	4
CAR	40	11	14	25	10	NSH	26	5	8	13	6	TOR	21	6	7	13	4
CHI	26	11	13	24	4	NJD	29	15	9	24	6	VAN	18	6	5	11	2
COL	20	8	5	13	0	NYI	31	14	14	28	10	VGK	6	2	1	3	0
CBJ	3	0	0	0	0	NYR	29	11	6	17	0	WSH	31	13	9	22	10
DAL	23	6	5	11	4	OTT	21	12	8	20	6	WPG	14	5	4	9	6
DET	38	17	13	30	16	PHI	28	13	3	16	10						

PROFESSIONAL CAREER

SEASON	TEAM	LEAGUE	GP	G	A	PTS	PIM	PP	SH	GW	S	S%	+/-	TF	F%	TOI
2010-11	Springfield	AHL	5	3	2	5	0	1	0	1	14	21.4	2	-	-	-
2011-12	COLUMBUS	NHL	27	7	7	14	14	0	0	0	66	10.6	1	1	0.0	15:23
	Springfield	AHL	51	29	15	44	31	13	2	4	172	16.9	5	-	-	-
2012-13	COLUMBUS	NHL	35	9	9	18	4	1	0	1	91	9.9	9	0	0.0	15:35
	Springfield	AHL	33	17	21	38	14	6	1	5	115	14.8	7	-	-	-
2013-14	COLUMBUS	NHL	79	21	19	40	18	4	1	5	216	9.7	-4	0	0.0	15:47
2014-15	COLUMBUS	NHL	78	22	18	40	22	7	1	7	212	10.4	-2	9	44.4	16:59
2015-16	COLUMBUS	NHL	81	27	26	53	22	4	2	3	226	12.0	-8	4	50.0	17:47
2016-17	COLUMBUS	NHL	82	35	27	62	22	10	3	9	240	14.6	13	3	66.7	18:05
2017-18	COLUMBUS	NHL	65	24	22	46	14	3	1	5	231	10.4	19	65	32.3	18:54
2018-19	COLUMBUS	NHL	80	41	28	69	20	8	4	8	295	13.9	3	76	31.6	19:23
2019-20	COLUMBUS	NHL	44	12	14	26	6	3	0	2	148	8.1	2	57	47.4	17:50
2020-21	COLUMBUS	NHL	56	15	19	34	4	1	4	2	158	9.5	-16	30	23.3	18:56
2021-22	PHILADELPHIA	NHL	73	23	27	50	10	2	3	6	215	10.7	-2	17	29.4	18:14
PHILADELPHIA TOTALS			73	23	27	50	10	2	3	6	215	10.7	-2	17	29.4	18:14
NHL TOTALS			700	236	216	452	156	44	19	48	2098	11.2	15	262	35.1	17:44

PROFESSIONAL PLAYOFF CAREER

SEASON	TEAM	LEAGUE	GP	G	A	PTS	PIM	PP	SH	GW	S	S%	+/-	TF	F%	TOI
2013-14	COLUMBUS	NHL	6	1	2	3	0	0	0	0	13	7.7	1	0	0	16:45
2016-17	COLUMBUS	NHL	5	2	1	3	0	0	0	0	14	14.3	-3	0	0	19:35
2017-18	COLUMBUS	NHL	6	2	2	4	2	0	1	0	25	8.0	-3	0	0	26:36
2018-19	COLUMBUS	NHL	10	2	6	8	4	2	0	0	33	6.1	2	7	42.9	18:30
2019-20	COLUMBUS	NHL	8	3	5	8	4	0	0	1	20	15.0	3	5	40.0	22:47
NHL TOTALS			35	10	16	26	10	1	0	1	105	9.5	0	12	41.7	20:43

CAREER HIGHLIGHTS

	FLYERS	CAREER
MOST GOALS (GAME)	3 (12/14/21 vs. NJD)	3 (6x)
MOST ASSISTS (GAME)	3 (1/1/22 at LAK)	4 (11/12/16 vs. STL)
MOST POINTS (GAME)	4 (12/14/21 vs. NJD)	4 (4x)
MOST GOALS (SEASON)	23 (2021-22)	41 (2018-19)
MOST ASSISTS (SEASON)	27 (2021-22)	28 (2018-19)
MOST POINTS (SEASON)	50 (2021-22)	69 (2018-19)
LONGEST GOAL-SCORING STREAK	3 GAMES (10/20-10/27/21)	5 GAMES (2/8-2/18/21)
LONGEST ASSIST-SCORING STREAK	3 GAMES (1/25-2/1/22)	4 GAMES (2x)
LONGEST POINT-SCORING STREAK	5 GAMES (2x)	12 GAMES (11/10-11/21/18)



27

**NOAH
CATES**

LEFT WING

SHOOTS: LEFT

HT: 6-2 | WT: 194

BORN: 2/5/99

STILLWATER, MN, USA

2022-23 HIGHLIGHTS

Led NHL rookies in GWG, T-1st in games played, sixth in scoring and seventh in assists.
Was only one of three NHL rookies to score a SHG.
His GWG ranked T-6th in Flyers history for most GWG by a rookie in a season.
Posted career-high four-game point streak (1-5=6) (3/18-3/25/23).
Scored a goal in back-to-back games (1/26-1/28/23).

CAREER

2021-22:

Scored first NHL goal vs. CBJ (4/5/22).
Made NHL debut at MIN (3/29/22).
Netted first career GWG vs. PIT (4/24/22).
Put up a goal in back-to-back games (4/5-4/7/22).

2020-21:

Named to second team All-National Collegiate Hockey Conference.
Recorded five points (2-3=5) in four-game point streak (12/1-12/8/21).

2019-20:

Set collegiate career highs in goals, assists and points.
Named to first team All-National Collegiate Hockey Conference.
Shortened season due to COVID-19 pandemic.

2018-19:

Named to All-NCHC Rookie Team.
Recorded season-high three points (2-1=3) vs. Miami (3/1/19).
Registered first goal of the season on Oct. 7 vs. Minnesota.

CAREER TRANSACTIONS

Selected by Philadelphia in the fifth round (137th overall) of the 2017 NHL Draft.
Signed through 2024-25. Becomes a restricted free agent 2025-26.

PERSONAL

His favorite city to play in besides Philadelphia is Las Vegas.
Lists juggling as one of his secret talents.
Other than hockey, he likes to watch football and grew up playing lacrosse.
If his life had a theme song, it would be "Chasing You" by Morgan Wallen.



VS. NHL

TEAM	GP	G	A	PTS	PIM	TEAM	GP	G	A	PTS	PIM	TEAM	GP	G	A	PTS	PIM
ANA	3	0	2	2	0	EDM	2	1	0	1	0	PIT	4	2	1	3	2
ARI	2	0	0	0	0	FLA	3	0	2	2	0	SJS	2	0	0	0	0
BOS	3	0	1	1	0	LAK	2	1	1	2	0	SEA	2	0	2	2	0
BUF	5	2	3	5	4	MIN	3	1	1	2	2	STL	2	1	1	2	0
CAL	2	0	2	2	0	MTL	4	0	1	1	0	TBL	3	1	0	1	0
CAR	4	1	2	3	0	NSH	2	0	0	0	0	TOR	5	0	0	0	0
CHI	3	1	0	1	0	NJD	4	0	3	3	0	VAN	2	0	0	0	0
COL	2	0	0	0	0	NYI	4	0	1	1	0	VGK	2	0	0	0	2
COL	6	3	3	6	0	NYR	5	0	0	0	2	WSH	5	0	0	0	0
DAL	2	0	0	0	0	OTT	4	1	0	1	0	WPG	3	1	2	3	2
DET	3	2	1	3	2	PHI	-	-	-	-	-						

PROFESSIONAL CAREER

SEASON	TEAM	LEAGUE	GP	G	A	PTS	PIM	PP	SH	GW	S	S%	+/-	TF	F%	MIN
2018-19	Minnesota Duluth	NCHC	40	9	14	23	35	3	0	2	-	-	13	-	-	-
2019-20	Minnesota Duluth	NCHC	34	14	19	33	35	4	0	2	-	-	7	-	-	-
2020-21	Minnesota Duluth	NCHC	28	5	14	19	25	3	0	2	-	-	5	-	-	-
2021-22	PHILADELPHIA	NHL	16	5	4	9	4	1	0	1	23	21.7	4	7	0.0	13:15
	Minnesota Duluth	NCHC	37	11	13	24	19	5	0	4	-	-	4	-	-	-
2022-23	PHILADELPHIA	NHL	82	13	25	38	12	3	1	5	107	12.1	3	1054	39.5	17:46
PHILADELPHIA/NHL TOTALS			98	18	29	47	16	4	1	6	130	13.8	7	1061	39.2	17:02

PROFESSIONAL PLAYOFF CAREER

SEASON	TEAM	LEAGUE	GP	G	A	PTS	+/-	PIM	PP	SH	GW	S	S%	TF	F%	TOI
NO NHL PLAYOFF EXPERIENCE																

CAREER HIGHLIGHTS

	FLYERS	CAREER
MOST GOALS (GAME)	2 (4/24/22 vs. PIT)	2 (4/24/22 vs. PIT)
MOST ASSISTS (GAME)	1 (8x)	1 (8x)
MOST POINTS (GAME)	3 (4/24/22 vs. PIT)	3 (4/24/22 vs. PIT)
MOST GOALS (SEASON)	13 (2022-23)	13 (2022-23)
MOST ASSISTS (SEASON)	25 (2022-23)	25 (2022-23)
MOST POINTS (SEASON)	38 (2022-23)	38 (2022-23)
LONGEST GOAL-SCORING STREAK	2 GAMES (2x)	2 GAMES (2x)
LONGEST ASSIST-SCORING STREAK	4 GAMES (3/18-3/25/23)	4 GAMES (3/18-3/25/23)
LONGEST POINT-SCORING STREAK	4 GAMES (3/18-3/25/23)	4 GAMES (3/18-3/25/23)



14

SEAN
COUTURIER

CENTER

SHOOTS: LEFT

HT: 6-4 | WT: 210

BORN: 12/7/92

PHOENIX, AZ, USA



2022-23 HIGHLIGHTS

Missed season due to upper-body injury.

CAREER

2021-22:

Missed 53 games due to COVID-19 Protocol and injury (12/29/21-end of season).

Recorded seven points (3-4=7) in a four-game point streak (10/20-10/28/21).

2020-21:

Winner of the Bobby Clarke Trophy as Flyers MVP for the third consecutive season and the Gene Hart Memorial Award as the player with the most "heart" (voted by the Flyers Fan Club)

Missed 10 games due to a Costochondral separation (1/18/20-2/5/21).

Recorded 12 points (6-6=12) in an eight-game point streak (2/7-3/4/21).

Had season-high seven shots on goal at PIT (3/2/21).

2019-20:

Winner of the Bobby Clarke Trophy as Flyers MVP.

Winner of the Frank J. Selke Trophy as the NHL's best defensive forward.

Skated in all 69 games, his fourth career season playing in all available games.

Posted five scoring streaks of three-or-more games, maxed by a six-game point (4-2=6) streak (2/11-2/22/20).

Had a career-high nine shots on goal vs. CGY (11/23/19).

Played a season-high 26:18 at OTT (12/21/19) - his third-highest total of career at the time.

2018-19:

Won his first Bobby Clarke Trophy as Flyers MVP to become the 18th different player to win the award since its inception in 1985.

Posted five three-point games for the second consecutive season.

Set career high in goals and tied career high in points.

Played in his 500th career game at COL (10/6/18) to become the youngest player in franchise history (35th overall) to appear in 500 games for the team.

Recorded 45 points (17-28=45) in 35 games (1/8-3/27/19).

Netted a hat trick at BOS (1/15/19).

Set NHL outdoor record with 21 faceoff wins (21-for-26, 80.8%) in the Stadium Series game vs. PIT (2/23/19).

Scored the GWG in overtime with 3.4 seconds remaining at PIT (3/17/19) – the fourth-latest OT winner in franchise history.

2017-18:

Winner of the Pelle Lindbergh Memorial Trophy as most improved player (voted by teammates), the Yanick Dupre Class Guy Award (voted by the PHWA) and the Gene Hart Memorial Award (voted by the Flyers Fan Club).

Recorded 21 multi-point games, including five three-point games and eight two-goal games.

Finished with a plus-34 rating, the highest by a Flyer since Eric Lindros was plus-35 in 1998-99.

Posted three consecutive multi-goal games (1/6-1/13/18) to become the first Flyer in four years to accomplish the feat.

Scored his 30th goal on March 20, 2018 to become the 32nd Flyer to record a 30-goal season and the 20th to do so at age 25 or younger.

2016-17:

Tallied three points (1-2=3) in three-game point streak (11/5-11/11/16).

Missed 16 games due injury (11/23-12/22/17).

2015-16:

Recorded four points (2-2=4) in three-game point streak (12/15-12/19/16).

Owned a four-game assist/point streak (4a) (3/5-3/12/16).

Tallied 100th NHL assist at PIT (4/3/16).

2014-15:

Appeared in all 82 games for second consecutive season.

Recorded 100th career NHL point (assist) at ARI (12/29/14).

Recorded first career power-play goal at SJS (12/2/14).

Had two six-game point streaks: Dec. 2-13, 2014 and April 1-11, 2015.

2013-14:

Led all NHL forwards in shorthanded ice time (281:22) and tied for the league lead among forwards in average shorthanded ice time per game (3:25).

Set a career-high four-point game (2-2=4) at DET (12/4/13).

2012-13:

Recorded his first career two-assist game at TOR (3/4/13).

Played in 100th career NHL game vs. PIT (3/7/13).

2011-12:

Recorded his first hat trick at PIT in Game 2 of the Eastern Conference Quarterfinals (4/13/12).

Posted a five-game goal-scoring streak Jan. 8-17, 2012 (5-1=6), which marked the first time in franchise history that two rookies posted five-game goal-scoring streaks in the same season (Matt Read, Nov. 13-21, 2011).

Scored a shorthanded GWG vs. MIN (1/17/12).

Recorded first NHL goal at OTT (10/18/11).

Recorded first NHL point (assist) vs. VAN (10/12/11).

Made his NHL debut at BOS (10/6/11) to become the first 18-year-old to make the Flyers opening night roster since defenseman Luca Sbisa in 2008.

CAREER TRANSACTIONS

Selected by Philadelphia in the first round (8th overall) of the 2011 NHL Draft.

Signed through 2029-30. Becomes an unrestricted free agent 2030-31.

PERSONAL

Wife, Laurent, and daughter, Ella.

Can speak french and english fluently.

If his life had a theme song it would be "I Won't Back Down" by Tom Petty.

Besides hockey, he grew up playing baseball and basketball.

VS. NHL

TEAM	GP	G	A	PTS	PIM	TEAM	GP	G	A	PTS	PIM	TEAM	GP	G	A	PTS	PIM
ANA	14	8	8	16	0	EDM	12	3	5	8	2	PIT	46	8	20	28	12
ARI	18	5	12	17	8	FLA	29	5	7	12	8	SEA	15	2	3	5	7
BOS	32	9	9	18	6	LAK	15	3	4	7	0	SJS	1	0	0	0	0
BUF	29	7	17	24	8	MIN	14	5	2	7	4	STL	14	2	5	7	6
CAR	16	4	6	10	2	MTL	28	7	12	19	20	TBL	28	5	10	15	10
CGY	39	10	16	26	22	NJD	12	2	3	5	0	TOR	27	4	11	15	4
CHI	14	5	6	11	0	NSH	44	13	9	22	14	VAN	16	5	7	12	12
CBJ	14	1	8	9	15	NYI	42	10	18	28	23	VGK	7	4	5	9	6
COL	30	9	10	19	16	NYR	43	7	22	29	4	WSH	42	13	19	32	20
DAL	12	3	2	5	18	OTT	28	9	10	19	11	WPG	19	5	3	8	10
DET	21	7	11	18	9	PHI	-	-	-	-	-						

PROFESSIONAL CAREER

SEASON	TEAM	LEAGUE	GP	G	A	PTS	PIM	PP	SH	GW	S	S%	+/-	TF	F%	MIN
2011-12	PHILADELPHIA	NHL	77	13	14	27	14	0	2	4	116	11.2	18	804	47.0	14:08
2012-13	PHILADELPHIA	NHL	46	4	11	15	10	0	0	0	75	5.3	-8	553	43.9	15:53
	Adirondack	AHL	31	10	18	28	16	4	1	3	103	9.7	-8	-	-	-
2013-14	PHILADELPHIA	NHL	82	13	26	39	45	0	1	2	165	7.9	1	1353	47.8	19:05
2014-15	PHILADELPHIA	NHL	82	15	22	37	28	1	1	0	148	10.1	4	1330	48.4	18:23
2015-16	PHILADELPHIA	NHL	63	11	28	39	30	2	0	1	119	9.2	8	1105	48.6	18:36
2016-17	PHILADELPHIA	NHL	66	14	20	34	33	0	0	2	120	11.7	12	1066	55.1	18:27
2017-18	PHILADELPHIA	NHL	82	31	45	76	31	7	0	6	227	13.7	34	1001	52.9	21:36
2018-19	PHILADELPHIA	NHL	80	33	43	76	34	8	1	5	223	14.8	2	1323	57.1	22:08
2019-20	PHILADELPHIA	NHL	69	22	37	59	30	4	0	4	185	11.9	21	909	59.6	19:50
2020-21	PHILADELPHIA	NHL	45	18	23	41	8	3	0	4	120	15.0	-4	750	56.9	19:20
2021-22	PHILADELPHIA	NHL	29	6	11	17	14	2	0	2	79	7.6	-6	428	55.6	20:24
PHILADELPHIA/NHL TOTALS			721	180	280	460	277	27	5	30	1577	11.4	82	10622	52.0	18:56

PROFESSIONAL PLAYOFF CAREER

SEASON	TEAM	LEAGUE	GP	G	A	PTS	PIM	PP	SH	GW	S	S%	+/-	TF	F%	MIN
2011-12	PHILADELPHIA	NHL	11	3	1	4	2	0	0	0	18	16.7	2	126	53.2	14:30
2013-14	PHILADELPHIA	NHL	7	0	0	0	6	0	0	0	11	0.0	-3	117	48.7	19:35
2015-16	PHILADELPHIA	NHL	1	0	0	0	0	0	0	0	1	0.0	0	5	40.0	9:04
2017-18	PHILADELPHIA	NHL	5	5	4	9	2	0	0	2	14	35.7	1	91	51.7	22:09
2019-20	PHILADELPHIA	NHL	15	2	7	9	16	0	0	0	23	8.7	1	209	56.9	19:13
PHILADELPHIA/NHL TOTALS			39	10	12	22	26	0	0	2	67	14.9	1	548	53.3	18:04

CAREER HIGHLIGHTS

	FLYERS	CAREER
MOST GOALS (GAME)	3 (1/16/19 vs. BOS)	3 (1/16/19 vs. BOS)
MOST ASSISTS (GAME)	3 (2x)	3 (2x)
MOST POINTS (GAME)	4 (vs. DET, 12/4/13)	4 (vs. DET, 12/4/13)
MOST GOALS (SEASON)	33 (2018-19)	33 (2018-19)
MOST ASSISTS (SEASON)	45 (2017-18)	45 (2017-18)
MOST POINTS (SEASON)	76 (2x)	76 (2x)
LONGEST GOAL-SCORING STREAK	5 GAMES (1/8-12-1/17/12)	5 GAMES (1/8-12-1/17/12)
LONGEST ASSIST-SCORING STREAK	5 GAMES (3x)	5 GAMES (3x)
LONGEST POINT-SCORING STREAK	8 GAMES (2/7-3/4/21)	8 GAMES (2/7-3/4/21)



44

**NICOLAS
DESLAURIERS**

LEFT WING

SHOOTS: LEFT

HT: 6-1 | WT: 218

BORN: 2/22/91

LASALLE, QC, CAN



2022-23 HIGHLIGHTS

Ranked second in the NHL with a career-high 136 penalty minutes and ranked third with a career-high 306 hits.

Hit total marked the most by a Flyers forward in franchise history.

Logged career-high 20 penalty minutes at OTT (3/30/23).

CAREER

2021-22:

Played in his first NHL postseason.

Ranked sixth in the NHL in hits (263) and seventh in penalty minutes (113) during the regular season.

2020-21:

Led the Ducks in penalty minutes (53), ranked second in hits (168) and T-2nd in GWG.

Tallied three points (2-1=3) in back-to-back games against MIN (1/18-1/20/21).

2019-20:

Led the Ducks in penalty minutes (92) and ranked second in hits (137).

Scored first career NHL hat trick vs. OTT (3/10/20).

2018-19:

Ranked second on the Canadiens in hits (135).

Missed the start of the season due to an upper-body injury.

2017-18:

Led the Canadiens in hits (238), penalty minutes (55) and plus/minus rating (+7).

Tallied season-high three points (1-2=3), including GWG and a plus-4 rating vs. DET (12/2/17).

2016-17:

Missed most of the season due to lower-body injury.

2015-16:

Led the Sabres in hits (206).

Netted a goal in back-to-back games (10/29-10/30/15).

2014-15

Only Sabre to skate in all 82 games and led team in hits (261).

Netted first career GWG at SJS (10/25/14).

Recorded four points (2-2=4) in three-game point streak (12/21-12/27/14).

2013-14

Made his NHL debut at FLA (3/7/14).

Netted first NHL goal at DET (4/4/14).

CAREER TRANSACTIONS

Signed a four-year contract as a free agent with Philadelphia on July 13, 2022; Traded to Minnesota, March 19, 2022; Signed two-year contract with Anaheim, Feb. 15, 2020; Traded to Anaheim, June 30, 2019; Signed two-year contract with Montreal, Feb. 19, 2018; Traded to Montreal, Oct. 4, 2017; Signed two-year contract extension with Buffalo, June 20, 2016; Signed two-year contract with Buffalo, May 26, 2014; Traded to Buffalo, March 5, 2014; Signed three-year entry-level contract with Los Angeles, May 31, 2011; Selected by Los Angeles in the third round (84th overall) of the 2009 NHL Draft.

Signed through 2025-26. Becomes an unrestricted free agent in 2026-27.

PERSONAL

One of his favorite artists is Luke Combs.

If his life had a theme song it would be "Rain Is A Good Thing" by Luke Bryan.

Besides hockey, he grew up playing baseball and likes to watch soccer.

He would want Cillian Murphy to play him in a movie.

VS. NHL

TEAM	GP	G	A	PTS	PIM	TEAM	GP	G	A	PTS	PIM	TEAM	GP	G	A	PTS	PIM
ANA	9	0	1	1	11	EDM	15	2	2	4	5	PIT	17	3	1	4	7
ARI	21	0	3	3	24	FLA	20	1	4	5	38	SEA	24	3	3	6	24
BOS	21	1	1	2	31	LAK	21	2	3	5	23	SJS	6	1	0	1	10
BUF	11	1	2	3	16	MIN	18	2	2	4	15	STL	23	0	3	3	18
CAR	19	4	2	6	27	MTL	19	1	2	3	27	TBL	24	2	1	3	15
CGY	21	1	1	2	6	NJD	20	0	0	0	33	TOR	22	2	3	5	25
CHI	14	0	1	1	6	NSH	20	0	0	0	14	VAN	20	4	2	6	12
CBJ	21	1	0	1	42	NYI	19	3	3	6	37	VGK	20	2	0	2	23
COL	21	0	2	2	24	NYR	17	0	1	1	10	WSH	19	2	1	3	25
DAL	12	0	0	0	19	OTT	20	4	0	4	38	WPG	15	0	1	1	9
DET	20	6	2	8	16	PHI	17	2	0	2	27						

PROFESSIONAL CAREER

SEASON	TEAM	LEAGUE	GP	G	A	PTS	PIM	PP	SH	GW	S	S%	+/-	TF	F%	TOI
2013-14	BUFFALO	NHL	17	1	0	1	18	0	0	0	30	3.3	-10	1	0.0	13:09
2014-15	BUFFALO	NHL	82	5	10	15	71	0	0	1	76	6.6	-24	1	0.0	11:52
2015-16	BUFFALO	NHL	70	6	6	12	59	0	0	1	72	8.3	-14	1	0.0	10:20
2016-17	BUFFALO	NHL	42	0	2	2	38	0	0	0	26	0.0	-6	3	0.0	7:25
2017-18	Laval	AHL	14	3	2	5	16	0	0	0	31	9.7	6	-	-	-
	MONTREAL	NHL	58	10	4	14	55	0	0	1	77	13.0	7	6	66.7	11:36
2018-19	MONTREAL	NHL	48	2	3	5	22	0	1	0	48	4.2	-12	1	100.0	10:02
2019-20	ANAHEIM	NHL	59	7	6	13	92	0	0	1	64	10.9	-1	0	0.0	9:46
2020-21	ANAHEIM	NHL	49	5	5	10	53	0	0	2	65	7.7	-7	4	25.0	11:19
2021-22	ANAHEIM	NHL	61	5	5	10	90	0	1	0	72	6.9	-9	4	25.0	11:38
	MINNESOTA	NHL	20	3	0	3	23	0	0	1	18	16.7	-2	0	0.0	10:31
2022-23	PHILADELPHIA	NHL	80	6	6	12	136	0	1	0	70	8.6	-11	11	27.3	10:05
PHILADELPHIA TOTALS			80	6	6	12	136	0	1	0	70	8.6	-11	11	27.3	10:05
NHL TOTALS			586	50	47	97	657	0	3	7	618	8.1	-89	32	31.3	10:39

PROFESSIONAL PLAYOFF CAREER

SEASON	TEAM	LEAGUE	GP	G	A	PTS	PIM	PP	SH	GW	S	S%	+/-	TF	F%	MIN
2021-22	MINNESOTA	NHL	5	0	0	0	0	-3	0	0	0	2	0	0	0	8:12
NHL TOTALS			5	0	0	0	0	-3	0	0	0	2	0	0	0	8:12

CAREER HIGHLIGHTS

	FLYERS	CAREER
MOST GOALS (GAME)	1 (6x)	3 (3/10/20 vs. OTT)
MOST ASSISTS (GAME)	1 (6x)	2 (2x)
MOST POINTS (GAME)	2 (10/29/22 vs. CAR)	3 (2x)
MOST GOALS (SEASON)	6 (2022-23)	10 (2017-18)
MOST ASSISTS (SEASON)	6 (2022-23)	10 (2014-15)
MOST POINTS (SEASON)	12 (2022-23)	15 (2014-15)
LONGEST GOAL-SCORING STREAK	None	2 GAMES (5x)
LONGEST ASSIST-SCORING STREAK	2 GAMES (10/27-10/29/22)	2 GAMES (3x)
LONGEST POINT-SCORING STREAK	2 GAMES (10/27-10/29/22)	3 GAMES (2x)



33

**SAMUEL
ERSSON**

GOALTENDER

CATCHES: LEFT

HT: 6-3 | WT: 194

BORN: 10/20/99

FALUN, SWE

2022-23 HIGHLIGHTS

Ranked sixth among AHL goaltenders in wins and minutes played.

Ranked T-8th among NHL rookie goaltenders in wins and was one of six rookies with a shutout.

Stopped all 15 shots faced for first career AHL shutout vs. Bridgeport (2/11/23).

Recorded six career wins in seven starts to become the 12th goaltender in NHL history to win each of his first six career decisions, joining Ray Emery (9-0-0), Martin Jones (8-0-0), Viktor Fasth (8-0-0), Bob Froese (8-0-0), Dan Ellis (7-0-0), Wayne Thomas (7-0-0), Spencer Knight, (6-0-0) Frederik Andersen (6-0-0), Damian Rhodes (6-0-0) Ken Dryden (6-0-0) and Frank McCool (6-0-0).

Stopped all 28 shots at BUF (12/9/22) to earn his first NHL shutout to become the 14th rookie goaltender in franchise history to record a shutout, first since Anthony Stolarz on Jan. 29, 2019 at NYR. Per NHL Stats, he required the fifth-fewest appearances (5 GP) by a rookie goaltender to record his first career shutout with the Flyers, behind Robbie Moore (1 GP in 1978-79), Stolarz (2 GP in 2016-17), Bob Froese (3 GP in 1982-83) and Doug Favell (3 GP in 1967-68).

Registered career-high four-game win streak (12/29/22-1/9/23).

Recorded first NHL win at SJ (12/29/22).

Made NHL debut at CAR (12/23/22).

Posted career-high five-game AHL win streak (11/5-11/19/22).

Earned first career AHL victory at Laval (11/5/22).

CAREER

2021-22:

Missed the majority of the season due to a lower-body injury.

Made his AHL debut vs. Hershey (10/17/21).

2018-19:

Named the League's Goalie of the Year

Named the League's Most Valuable Player

CAREER TRANSACTIONS

Selected by Philadelphia in the fifth round (143rd overall) of the 2018 NHL Draft.

Signed through 2025-26. Becomes a restricted free agent 2026-27.

PERSONAL

Lists 'How I Met Your Mother' as one of his favorite TV shows.

His favorite city to play in besides Philadelphia is Toronto.

If his life had a theme song it would be "Walking on Sunshine."

Lists juggling as one of his secret talents.



VS. NHL

TEAM	GP	W-L-OT	GAA	SO	SV%	TEAM	GP	W-L-OT	GAA	SO	SV%	TEAM	GP	W-L-OT	GAA	SO	SV%
ANA	2	2-0-0	1.50	0	.946	EDM	-	-	-	-	-	PIT	1	0-1-0	3.10	0	.900
ARI	-	-	-	-	-	FLA	-	-	-	-	-	SEA	1	1-0-0	3.00	0	.893
BOS	1	0-0-0	3.75	0	.846	LAK	1	1-0-0	2.00	0	.931	SJS	1	0-0-0	4.14	0	.818
BUF	1	1-0-0	0.00	1	1.000	MIN	-	-	-	-	-	STL	1	0-1-0	3.05	0	.903
CAR	1	1-0-0	3.00	0	.914	MTL	-	-	-	-	-	TBL	-	-	-	-	-
CGY	1	0-0-0	6.38	0	.833	NJD	-	-	-	-	-	TOR	-	-	-	-	-
CHI	-	-	-	-	-	NSH	1	0-1-0	7.00	0	.806	VAN	-	-	-	-	-
CBJ	-	-	-	-	-	NYI	-	-	-	-	-	VGK	-	-	-	-	-
COL	-	-	-	-	-	NYR	-	-	-	-	-	WSH	-	-	-	-	-
DAL	-	-	-	-	-	OTT	-	-	-	-	-	WPG	-	-	-	-	-
DET	-	-	-	-	-	PHI	-	-	-	-	-						

PROFESSIONAL CAREER

SEASON	TEAM	LEAGUE	GP	W	L	OT	SA	SV%	GA	GAA	MIN	SO
2017-18	Brynäs IF Gavle	SweHL	1	-	-	-	17	.882	2	3.00	40	0
2018-19	Vasteras IK	Swe-1	36	27	9	0	1045	.933	70	1.95	2159	5
2019-20	Brynäs IF Gavle	SweHL	35	14	20	0	920	.895	97	2.90	2010	1
2020-21	Brynäs IF Gavle	SweHL	42	16	26	0	1299	.910	116	2.96	2352	3
2021-22	Lehigh Valley	AHL	5	0	3	1	121	.893	13	2.96	264	0
2022-23	PHILADELPHIA	NHL	12	6	3	0	327	.899	33	3.07	645	1
	Lehigh Valley	AHL	42	24	17	1	1189	.900	119	2.84	2512	1
PHILADELPHIA/NHL TOTALS			12	6	3	0	327	.899	33	3.07	645	1

PROFESSIONAL PLAYOFF CAREER

SEASON	TEAM	LEAGUE	GP	W	L	OT	SA	SV%	GA	GAA	MIN	SO
2022-23	Lehigh Valley	AHL	3	1	2	0	96	.875	12	3.71	194	0
NO NHL PLAYOFF EXPERIENCE												

CAREER HIGHLIGHTS

	FLYERS	CAREER
MOST SAVES (GAME)	32 (2/20/23 at CGY)	32 (2/20/23 at CGY)
MOST SHOTS FACED (GAMES)	36 (2/25/23 at NJD)	36 (2/25/23 at NJD)
MOST CONSECUTIVE STARTS	3 GAMES (12/29/22-1/2/23)	3 GAMES (12/29/22-1/2/23)
WINNING STREAK	4 (12/29/22-1/9/23)	4 (12/29/22-1/9/23)
LOSING STREAK	3 (2/25/23-4/4/23)	3 (2/25/23-4/4/23)
MOST GOALS AGAINST (GAME)	7 (2/25/23 at NJD)	7 (2/25/23 at NJD)



86

**JOEL
FARABEE**

LEFT WING

SHOOTS: LEFT

HT: 6-0 | WT: 186

BORN: 2/25/00

SYRACUSE, NY, USA



2022-23 HIGHLIGHTS

Set career highs in games played, assists and points.

Posted seven points (4-3=7) in season-high five-game point streak (3/17/25/23).

Collected four goals in career-high four-game goal streak (3/17-3/23/23).

Skated in 200th career NHL game at COL (12/13/22).

Tallied 100th career NHL point with an assist vs. STL (11/8/22).

CAREER

2021-22:

Established career-high 41 faceoff wins.

Missed 19 games due to upper-body injury.

Began season with six points (3-3=6) in three-game point streak (10/15-10/20/21).

2020-21:

Winner of the Pelle Lindbergh Memorial Trophy for the most improved player selected by teammates

Awarded two penalty shots during the season on Feb. 5 vs. BOS & Apr. 22 at NYR

Started the season with four-point night (1-3=4) vs. PIT (1/13/21).

Scored his first NHL hat trick vs. NYI (1/31/21).

Recorded six points (2-4=6) in season-high four-game point streak (2/7-2/24/21).

2019-20:

Scored a goal in each of his first three AHL games (10/11-10/18/19).

Made NHL debut vs. VGK (10/21/19).

Recorded first NHL point (assist) at CHI (10/24/19).

Scored first NHL goal at NJD (11/1/19).

Put down a four-game scoring streak (1g, 3a) Nov. 27 - Dec. 3, part of a larger run of a goal and five assists over eight games Nov. 23 - Dec. 7

Played a season-high 18:21 Dec. 14 at MIN

Tallied six points (4-2=6) in season-high five-game point streak (1/16-2/1/20), including first career GWG.

Posted first career NHL playoff points (1-1=2) vs. TBL (8/8/20).

Scored the GWG in Game 1 vs. MTL (8/12/20).

2018-19:

Led Boston in goals, points, GWG, SHG and ranked T-1st in PPG

Ranked second on the team in assists.

Awarded the Tim Taylor Award as the NCAA Top Collegiate Rookie.

Among all NCAA rookies ranked T-2nd in goals and third in points.

Named New England Rookie of the Year.

Became the 10th Terrier to receive Hockey East Rookie of the Year honors.

Selected to Hockey East All-Rookie Team.

Awarded Hockey East Rookie of the Week three times: 1/14/19, 1/28/19, 3/18/19.

Awarded the Hockey East Top Performer eight times.

Recorded three goals and two assists in seven games for Team USA in the Under-20 World Junior Championship and won a silver medal.

CAREER TRANSACTIONS

Selected by Philadelphia in the first round (14th overall) of the 2018 NHL Draft.

Signed through 2027-28. Becomes an unrestricted free agent 2028-29.

PERSONAL

If his life had a theme song it would be "Freestyle" by Lil Baby.

Lists chicken wings as one of his favorite foods.

Enjoys watching basketball and lists the Philadelphia Phillies as his favorite team.

Lists Superbad as one of his favorite movies.

VS. NHL

TEAM	GP	G	A	PTS	PIM	TEAM	GP	G	A	PTS	PIM	TEAM	GP	G	A	PTS	PIM
ANA	4	1	2	3	0	EDM	4	0	0	0	2	PIT	16	4	9	13	11
ARI	5	1	0	1	0	FLA	8	3	2	5	0	SEA	5	1	0	1	4
BOS	17	5	3	8	11	LAK	5	2	1	3	2	SJS	4	1	1	2	0
BUF	14	5	7	12	2	MIN	5	1	1	2	5	STL	3	1	1	2	2
CAR	5	1	1	2	2	MTL	8	1	3	4	0	TBL	7	0	1	1	6
CGY	11	4	1	5	6	NJD	4	3	4	7	7	TOR	9	3	1	4	6
CHI	5	0	4	4	2	NSH	14	7	0	7	16	VAN	5	1	1	2	0
CBJ	5	2	2	4	13	NYI	18	5	4	9	6	VGK	5	0	0	0	2
COL	11	1	6	7	4	NYR	16	3	4	7	2	WSH	17	2	8	10	16
DAL	3	0	0	0	2	OTT	8	1	2	3	12	WPG	5	0	0	0	15
DET	6	1	3	4	2	PHI	-	-	-	-	-						

JOEL FARABEE

PROFESSIONAL CAREER

SEASON	TEAM	LEAGUE	GP	G	A	PTS	PIM	PP	SH	GW	S	S%	+/-	TF	F%	TOI
2018-19	Boston Univ.	H-East	37	17	19	36	57	5	3	5	-	-	-	-	-	-
2019-20	PHILADELPHIA	NHL	52	8	13	21	39	1	0	1	81	9.9	6	10	30.0	14:06
	Lehigh Valley	AHL	5	3	1	4	2	1	0	1	0	0.0	3	-	-	-
2020-21	PHILADELPHIA	NHL	55	20	18	38	28	3	0	1	122	16.4	0	15	40.0	16:01
2021-22	PHILADELPHIA	NHL	63	17	17	34	50	1	1	1	119	14.3	-11	143	28.7	17:35
2022-23	PHILADELPHIA	NHL	82	15	24	39	41	0	0	1	145	10.3	-1	45	35.6	17:01
PHILADELPHIA/NHL TOTALS			252	60	72	132	158	5	1	4	467	12.8	-6	213	31.0	16:20


PROFESSIONAL PLAYOFF CAREER

SEASON	TEAM	LEAGUE	GP	G	A	PTS	PIM	PP	SH	GW	S	S%	+/-	TF	F%	MIN
2019-20	PHILADELPHIA	NHL	12	3	2	5	4	1	0	1	19	15.8	-2	4	25.0	14:28
PHILADELPHIA/NHL TOTALS			12	3	2	5	4	1	0	1	19	15.8	-2	4	25.0	14:28

CAREER HIGHLIGHTS

	FLYERS	CAREER
MOST GOALS (GAME)	3 (1/31/21 vs. NYI)	3 (1/31/21 vs. NYI)
MOST ASSISTS (GAME)	3 (2x)	3 (2x)
MOST POINTS (GAME)	4 (1/13/21 vs. PIT)	4 (1/13/21 vs. PIT)
MOST GOALS (SEASON)	20 (2020-21)	20 (2020-21)
MOST ASSISTS (SEASON)	24 (2022-23)	24 (2022-23)
MOST POINTS (SEASON)	39 (2022-23)	39 (2022-23)
LONGEST GOAL-SCORING STREAK	4 GAMES (3/17-3/23/23)	4 GAMES (3/17-3/23/23)
LONGEST ASSIST-SCORING STREAK	3 GAMES (2x)	3 GAMES (2x)
LONGEST POINT-SCORING STREAK	5 GAMES (2x)	5 GAMES (2x)

no. 86



48

**MORGAN
FROST**

CENTER

SHOOTS: LEFT

HT: 6-0 | WT: 193

BORN: 5/14/99

AURORA, ON, CAN

2022-23 HIGHLIGHTS

Set career highs in goals, assists, points, GWG, PPA (4) and PPP (5)

Collected seven points (5-2=7) in a career-high five-game point streak (3/28-4/4/23).

Logged a career-high 23:26 TOI at PIT (4/2/23).

Recorded two career-high four-point games: at ARI (12/11/22) & vs. ARI (1/5/23).

Netted three goals in three-game goal streak (12/17-12/22/22).

Skated in 100th career NHL game vs. TBL (12/1/22).

Registered first career multi-goal game, including first career GWG, vs. NJD (10/13/22).

CAREER

2021-22:

Ranked T-8th on the Phantoms in points.

Netted first career AHL GWG vs. Providence (2/4/22).

2020-21:

Sustained a season-ending shoulder injury at BUF (1/19/21).

2019-20:

Made NHL debut and scored first NHL goal at FLA (11/18/19).

Ranked second on Lehigh Valley in goals and T-2nd in points.

Represented the Phantoms at the 2020 AHL All-Star Classic.

Tallied nine points (4-5=9) in season-high seven-game AHL point streak (10/18-11/3/19).

Tallied three assists vs. Binghamton (10/18/19).

Made his AHL debut vs. Providence (10/5/19).

CAREER TRANSACTIONS

Selected by Philadelphia in the first round (27th overall) of the 2017 NHL Draft.

Signed through 2024-25. Becomes an restricted free agent 2025-26.

PERSONAL

His favorite city to play in besides Philadelphia is Toronto.

His dream VIP invite to attend a Flyers game would be Steph Curry.

If his life had a theme song it would be "Free Falling" by Tom Petty.

Grew up also playing baseball, soccer and bassetball.



VS. NHL

TEAM	GP	G	A	PTS	PIM	TEAM	GP	G	A	PTS	PIM	TEAM	GP	G	A	PTS	PIM
ANA	5	2	2	4	2	EDM	2	0	0	0	0	PIT	6	1	3	4	2
ARI	4	1	8	9	0	FLA	6	2	1	3	2	SEA	5	1	0	1	0
BOS	4	0	0	0	2	LAK	4	0	2	2	2	SJS	3	0	1	1	0
BUF	9	2	0	2	2	MIN	4	1	2	3	0	STL	4	1	0	1	0
CAR	3	0	0	0	0	MTL	6	3	3	6	0	TBL	4	1	1	2	0
CGY	8	1	5	6	4	NJD	4	0	1	1	2	TOR	5	1	0	1	2
CHI	3	1	2	3	0	NSH	7	2	0	2	6	VAN	3	1	0	1	0
CBJ	5	0	2	2	2	NYI	8	0	0	0	2	VGK	3	1	0	1	2
COL	8	1	3	4	2	NYR	8	2	0	2	4	WSH	7	1	1	2	0
DAL	3	0	0	0	0	OTT	7	0	4	4	2	WPG	5	0	2	2	2
DET	5	0	0	0	0	PHI	-	-	-	-	-						

PROFESSIONAL CAREER


SEASON	TEAM	LEAGUE	GP	G	A	PTS	PIM	PP	SH	GW	S	S%	+/-	TF	F%	TOI
2019-20	PHILADELPHIA	NHL	20	2	5	7	4	0	1	0	31	6.5	-3	93	47.3	13:41
	Lehigh Valley	AHL	41	13	16	29	20	2	0	0	90	0	0	-	-	-
2020-21	PHILADELPHIA	NHL	2	0	0	0	0	0	0	0	0	0.0	0	20	50.0	10:14
2021-22	PHILADELPHIA	NHL	55	5	11	16	14	1	0	0	85	5.9	-11	467	48.4	13:55
	Lehigh Valley	AHL	24	6	13	19	8	1	0	1	90	33.3	-9	-	-	-
2022-23	PHILADELPHIA	NHL	81	19	27	46	24	1	0	3	155	12.3	-12	951	45.8	16:21
PHILADELPHIA/NHL TOTALS			158	26	43	69	42	2	1	3	271	9.6	-26	1531	46.8	15:05

PROFESSIONAL PLAYOFF CAREER

SEASON	TEAM	LEAGUE	GP	G	A	PTS	+/-	PIM	PP	SH	GW	S	S%	TF	F%	TOI
NO NHL PLAYOFF EXPERIENCE																

CAREER HIGHLIGHTS

	FLYERS	CAREER
MOST GOALS (GAME)	2 (10/13/22 vs. NJD)	2 (10/13/22 vs. NJD)
MOST ASSISTS (GAME)	4 (1/5/23 vs. ARI)	4 (1/5/23 vs. ARI)
MOST POINTS (GAME)	4 (12/11/22 at ARI; 1/5/23 vs. ARI)	4 (12/11/22 at ARI; 1/5/23 vs. ARI)
MOST GOALS (SEASON)	19 (2022-23)	19 (2022-23)
MOST ASSISTS (SEASON)	27 (2022-23)	27 (2022-23)
MOST POINTS (SEASON)	46 (2022-23)	46 (2022-23)
LONGEST GOAL-SCORING STREAK	3 GAMES (12/17-12/22/22)	3 GAMES (12/17-12/22/22)
LONGEST ASSIST-SCORING STREAK	3 GAMES (3/18-3/23/23)	3 GAMES (3/18-3/23/23)
LONGEST POINT-SCORING STREAK	5 GAMES (3/28-4/4/23)	5 GAMES (3/28-4/4/23)



79

**CARTER
HART**

GOALTENDER

CATCHES: LEFT

HT: 6-2 | WT: 196

BORN: 8/13/98

SHERWOOD PARK, AB, CAN



2022-23 HIGHLIGHTS

Awarded the Bobby Clarke Trophy for the Most Valuable Flyers Player and the Gene Hart Memorial Award.

Established career highs in saves and shots against in career high games played.

Finished the season with a 5-0-0 record when he faced 40-plus shots.

Passed Pete Peeters for fifth all-time in GP by Flyers goaltenders.

Denied 29 shots vs. DET (3/25/23) to earn his second shutout in a single season for the first time.

Hit the 20-win mark for the second time in his career with a win vs. MIN (3/23/23).

Became the youngest goaltender in Flyers history to record 80 wins with a win vs. BUF (3/17/23).

Passed Brian Boucher for 10th all-time wins by a Flyers goaltender (1/11/23).

Missed three games due to upper-body injury (12/29/22-1/2/23).

First Flyers goaltender since 1993-94 to earn points in first eight starts (6-0-2).

CAREER

2021-22:

Started 44 games out of 45 appearances.

Established a career high saves.

Registered a career-high 47 saves vs. VGK (3/8/22).

Missed 16 games due to lower-body injury and illness.

2020-21:

Recorded his 100th NHL game at NYI (4/8/21).

Missed 13 games due to lower-body injury (4/17-5/10/21).

2019-20:

Ranked eighth in the NHL in GAA and T-9th in wins.

Posted a 20-3-2 record at home with a 1.63 GAA and a .943 SV% and ranked T-1st among league goaltenders in home wins.

Ranked third in the NHL in GAA at home and T-3rd in home point percentage.

Marked the first time in his NHL career to make consecutive 40-plus saves in a single game (2/2-2/4/20).

Missed nine games with a lower abdominal strain (1/15-2/8/20).

Recorded his first career shutout vs. NJD (10/9/19).

2018-19:

Awarded the Toyota Cup as the Flyer who accumulated the most points associated with being selected as a "Star of the Game," becoming the first Flyers rookie to win the award and the first Flyers goaltender since Roman Cechmanek (2000-01).

The first goaltender in NHL history to wear #79 and is the first Flyer to do so at any position.

Represented Canada at the 2019 World Championships.

Posted a win in his NHL debut vs. DET (12/18/18).

With his first win at the age of 20 years, 127 days, he became the youngest goaltender in Flyers history to win his NHL debut and the second-youngest Flyers goaltender to appear in a game.

With a win on 12/20/18 vs. NSH, he became the 23rd goaltender in NHL history to win each of his first two career starts before celebrating his 21st birthday.

Missed three weeks of action due to a lower-body injury (2/22-3/14/19).

Won eight consecutive games to tie the NHL record for longest winning streak for a goaltender before his 21st birthday (1/14-2/9/19).

Named the NHL Rookie of the Month for January after going 6-2-1 with a 2.33 GAA and a .931 SV%, becoming the first Flyer to win the award since Sergei Bobrovsky in November 2010.

CAREER TRANSACTIONS

Selected by Philadelphia in the second round (48th overall) of the 2016 NHL Draft.

Signed through 2023-24. Becomes a restricted free agent 2024-25.

PERSONAL

His favorite city to play in besides Philadelphia is Las Vegas.

If his life had a theme song it would be "Gold" by Dierks Bentley.

Besides hockey, he grew up playing baseball and likes to watch football.

Can play the guitar.

VS. NHL

TEAM	GP	W-L-OT	GAA	SO	SV%	TEAM	GP	W-L-OT	GAA	SO	SV%	TEAM	GP	W-L-OT	GAA	SO	SV%
ANA	3	2-1-0	0	2.03	0.941	EDM	6	3-3-0	0	3.02	0.909	PIT	12	4-5-2	0	3.46	0.894
ARI	4	2-1-1	1	3.00	0.892	FLA	8	4-4-0	0	3.09	0.916	SEA	2	1-1-0	0	4.00	0.860
BOS	13	4-7-2	0	3.90	0.877	LAK	3	1-0-1	0	2.98	0.913	SJS	2	1-1-0	0	3.30	0.884
BUF	8	4-2-0	1	2.62	0.914	MIN	5	2-2-1	0	3.76	0.873	STL	2	0-1-0	0	2.68	0.924
CAR	5	1-2-2	0	2.36	0.923	MTL	8	4-4-0	0	3.26	0.900	TBL	9	1-7-1	0	4.07	0.874
CGY	8	3-4-1	0	3.19	0.905	NJD	4	3-0-1	0	1.99	0.935	TOR	6	2-4-0	0	3.97	0.880
CHI	3	2-1-0	0	2.36	0.930	NSH	10	6-4-0	1	2.02	0.933	VAN	6	3-1-2	0	2.30	0.919
CBJ	3	1-2-0	0	4.07	0.891	NYI	12	4-5-3	0	2.99	0.891	VGK	4	2-1-1	0	2.74	0.931
COL	8	3-4-1	0	3.01	0.896	NYR	13	4-5-3	0	3.15	0.890	WSH	11	5-5-1	0	2.64	0.914
DAL	4	1-3-0	0	2.55	0.915	OTT	4	2-2-0	0	2.28	0.917	WPG	5	4-0-0	1	1.15	0.965
DET	10	7-3-0	1	2.32	0.924	PHI	-	-	-	-	-						

PROFESSIONAL CAREER

SEASON	TEAM	LEAGUE	GP	W	L	OT	SA	SV %	GA	GAA	MIN	SO
2018-19	PHILADELPHIA	NHL	31	16	13	1	976	.917	81	2.83	1717	0
	Lehigh Valley	AHL	18	9	8	1			51	3.05	1005	1
2019-20	PHILADELPHIA	NHL	43	24	13	3	1100	.914	95	2.42	2356	1
2020-21	PHILADELPHIA	NHL	27	9	11	5	721	.877	89	3.67	1456	1
2021-22	PHILADELPHIA	NHL	45	13	24	7	1141	.905	137	3.16	2603	1
2022-23	PHILADELPHIA	NHL	55	22	23	10	1665	.907	155	2.94	3163	2
PHILADELPHIA/NHL TOTALS			201	84	84	26	1697	.906	557	2.96	11296	5

PROFESSIONAL PLAYOFF CAREER

SEASON	TEAM	LEAGUE	GP	W	L	OT	SA	SV %	GA	GAA	MIN	SO
2019-20	PHILADELPHIA	NHL	14	9	5	0	431	.926	32	2.23	859	2
PHILADELPHIA/NHL TOTALS			14	9	5	0	431	.926	32	2.23	859	2

CAREER HIGHLIGHTS

	FLYERS	CAREER
MOST SAVES (GAME)	48 (2x)	48 (2x)
MOST SHOTS FACED (GAMES)	51 (2x)	51 (2x)
MOST CONSECUTIVE STARTS	7 GAMES (11/29-12/11/22)	7 GAMES (11/29-12/11/22)
WINNING STREAK	4 GAMES (2x)	4 GAMES (2x)
LOSING STREAK	5 GAMES (2x)	5 GAMES (2x)
MOST GOALS AGAINST (GAME)	6 (9x)	6 (9x)



19

GARNET HATHAWAY

RIGHT WING

SHOOTS: RIGHT

HT: 6-2 | WT: 212

BORN: 11/23/91

NAPLES, FL, USA

2022-23 HIGHLIGHTS

Played in his first career game seven in the NHL playoffs (4/17/23).

Finished his sixth consecutive NHL season with a plus rating.

Recorded his first goal with the Bruins, a GWG vs. DET (3/11/23).

CAREER

2021-22:

Established a career high in TOI/GP.

Posted three points (2-1=3) and was a plus-four rating at PHI (2/17/22) - his highest total in both categories in a single game vs. any single opponent.

Played his 400th career NHL game at EDM (12/5/21).

Logged two multi-point games: 10/24/21 & 12/13/21.

2019-20:

Ranked second among Capitals skaters and T-16th in the NHL in hits (189).

Completed the season with an even rating or better in 53-of-66 games.

2018-19:

Ranked T-2nd among Flames skaters in GWG.

Recorded a three-game point streak (1/22-2/3/19).

2017-18:

Ranked second in hits (154) among all Flames skaters.

Led Calgary skaters in shorthanded shooting percentage (50.0).

2016-17:

Earned a perfect night (100.0%) in faceoffs in six games.

2015-16:

Recorded his first career NHL points (0-2=2) at BUF (3/3/16).

Made NHL debut at PHI (2/29/16).

CAREER TRANSACTIONS

Signed a two-year contract as a free agent with Philadelphia, July 1, 2023; Traded to Boston, Feb. 23, 2023; Signed four-year contract with Washington, July 1, 2019; Signed a one-year contract with Calgary, July 30, 2018; Signed a one-year contract with Calgary, July 20, 2017; Signed a two-year entry-level contract with Calgary, April 13, 2015.

Signed through 2024-25 season. Becomes an unrestricted free agent 2025-26.

PERSONAL

Wife, Lindsay, son, Luke and daughter, Ella.

Beside hockey, grew up playing and watching soccer.

Enjoys the show The Office.

Lists cooking as one of his hidden talents.



VS. NHL

TEAM	GP	G	A	PTS	PIM	TEAM	GP	G	A	PTS	PIM	TEAM	GP	G	A	PTS	PIM
ANA	11	1	3	4	67	EDM	17	1	1	2	8	PIT	22	1	2	3	12
ARI	20	0	1	1	13	FLA	9	0	0	0	13	SEA	15	3	3	6	31
BOS	22	2	5	7	52	LAK	12	2	2	4	4	SJS	4	0	0	0	4
BUF	21	3	3	6	8	MIN	13	1	0	1	20	STL	9	0	0	0	6
CAR	7	0	0	0	2	MTL	15	3	0	3	10	TBL	12	3	2	5	39
CGY	15	2	4	6	8	NJD	12	1	2	3	8	TOR	14	1	2	3	4
CHI	12	2	3	5	15	NSH	22	2	3	5	15	VAN	13	1	7	8	8
CBJ	13	1	0	1	18	NYI	21	3	1	4	30	VGK	14	1	1	2	12
COL	15	6	1	7	14	NYR	19	6	4	10	20	WSH	3	2	0	2	2
DAL	11	1	1	2	10	OTT	12	1	2	3	8	WPG	14	1	4	5	12
DET	12	2	1	3	2	PHI	26	5	6	11	15						

PROFESSIONAL CAREER


SEASON	TEAM	LEAGUE	GP	G	A	PTS	PIM	PP	SH	GW	S	S%	+/-	TF	F%	TOI
2014-15	Adirondack	AHL	72	19	17	36	77	6	2	0	123	15.4	-8	-	-	-
2015-16	CALGARY	NHL	14	0	3	3	31	0	0	0	11	0.0	-1	4	25.0	12:01
	Stockton	AHL	44	8	13	21	39	1	3	0	87	9.2	-4	-	-	-
2016-17	CALGARY	NHL	26	1	4	5	44	0	0	0	22	4.5	0	19	52.6	9:08
	Stockton	AHL	31	8	12	20	67	1	1	0	81	9.9	22	-	-	-
2017-18	CALGARY	NHL	59	4	9	13	88	0	1	0	68	5.9	3	10	10.0	11:32
	Stockton	AHL	18	11	8	19	30	2	0	1	41	26.8	16	-	-	-
2018-19	CALGARY	NHL	76	11	8	19	56	0	2	5	77	14.3	14	15	46.7	10:32
2019-20	WASHINGTON	NHL	66	9	7	16	79	0	0	1	80	11.3	6	29	31.0	10:47
2020-21	WASHINGTON	NHL	56	6	12	18	66	0	0	0	62	9.7	7	24	41.7	12:19
2021-22	WASHINGTON	NHL	76	14	12	26	57	0	0	4	124	11.3	19	28	35.7	13:23
2022-23	WASHINGTON	NHL	59	9	7	16	52	0	0	1	70	12.9	6	10	30.0	12:06
	BOSTON	NHL	25	4	2	6	17	0	0	2	18	22.2	-1	3	0.0	11:04
NHL TOTALS			457	58	64	122	490	0	3	13	532	10.9	53	142	35.9	11:35

PROFESSIONAL PLAYOFF CAREER

SEASON	TEAM	LEAGUE	GP	G	A	PTS	PIM	PP	SH	GW	S	S%	+/-	TF	F%	MIN
2013-14	Abbotsford	AHL	1	0	0	0	10	0	0	0	1	0.0	-1	-	-	-
2016-17	Stockton	AHL	5	2	2	4	2	0	0	0	14	14.3	0	-	-	-
2018-19	CALGARY	NHL	5	0	0	0	14	0	0	0	7	0.0	0	5	40.0	11:52
2019-20	WASHINGTON	NHL	8	0	0	0	12	0	0	0	5	0.0	-3	1	0.0	10:10
2020-21	WASHINGTON	NHL	5	2	1	3	4	0	0	0	12	16.7	2	-	-	12:25
2021-22	WASHINGTON	NHL	6	1	1	2	16	0	0	0	8	12.5	-6	-	-	13:25
2022-23	BOSTON	NHL	7	0	1	1	10	0	0	0	7	0.0	-1	2	100.0	9:27
NHL TOTALS			31	3	3	6	56	0	0	0	39	7.7	-8	8	50.0	11:16

CAREER HIGHLIGHTS

	FLYERS	CAREER
MOST GOALS (GAME)	N/A	2 (5x)
MOST ASSISTS (GAME)	N/A	2 (5x)
MOST POINTS (GAME)	N/A	3 (2/17/22 at PHI)
MOST GOALS (SEASON)	N/A	14 (2021-22)
MOST ASSISTS (SEASON)	N/A	12 (2x)
MOST POINTS (SEASON)	N/A	26 (2021-22)
LONGEST GOAL-SCORING STREAK	N/A	2 GAMES (6x)
LONGEST ASSIST-SCORING STREAK	N/A	2 GAMES (8x)
LONGEST POINT-SCORING STREAK	N/A	3 GAMES (5x)



11

TRAVIS KONECNY

RIGHT WING

SHOOTS: RIGHT

HT: 5-10 | WT: 192

BORN: 3/11/97

LONDON, ON, CAN



2022-23 HIGHLIGHTS

Led the club with a career high in goals and points and T-1st in game-winning goals.

Ranked T-10th in the NHL in SHG.

Continued a five-game point (4-3=7) streak vs. CBJ, tied for his longest active streak vs. a single NHL club.

Tallied team leading 18th multi-point game (1-1=2) at CGY (2/20/23).

Registered 18 points (12-8=18) in a career-high 10-game point streak (12/20/22-1/11/23).

Recorded a career-high six-game goal streak (12/23/22-1/8/23).

Collected 300th career point at TOR (12/22/22).

Netted two goals in season opener vs. NJ (10/13/22) to become the second player in Flyers history to record two-plus multi-goal games in a season opener.

CAREER

2021-22:

Recorded a seven-game point streak (1g, 6a) (2/1-2/22/22).

Set career high in time on ice (1391:27).

Missed two games due to COVID Protocol (1/6-1/8/22).

2020-21:

Recorded his first NHL hat trick vs. PIT (1/15/20).

Registered eight multi-point games.

Tallied seven points (2-5=7) in a five-point game streak (4/3-4/10/21).

2019-20:

Awarded the Toyota Cup, the Flyer with the most points from being selected as a 'Star of the Game.'

Set a career-high in assists.

Represented the Flyers at the 2020 NHL All-Star Weekend, the first appearance of his career.

Posted three points (1-2=3) in the NHL Global Series win over Chicago in Prague, Czech Republic (10/4/19).

Posted 18 points (7-11=18) over the final 18 games of the season.

Recorded a Gordie Howe Hat Trick vs. NYR (11/23/19).

Started the season on a four-game scoring streak (3-4=7) and logged 19 points (8-11=19) in the first 17 contests.

2017-18:

Played his 100th career NHL game vs. TOR (12/12/17).

Scored the OT GWG in consecutive games (Jan. 21-23, 2018) to become only the second Flyer to accomplish that feat (S. Kapanen, Dec. 28 & 29, 2005).

Set career-high five-game goal streak (1/20-1/31/18).

2016-17:

Made NHL debut vs. LAK and tallied two assists (10/14/16).

Scored first NHL goal vs. BUF (10/25/16).

CAREER TRANSACTION

Selected by Philadelphia in the first round (24th overall) of the 2015 NHL Draft.

Signed through 2024-25. Becomes an unrestricted free agent 2025-26.

PERSONAL

Wife, Karly, and sons, Rhett and Beau.

Besides hockey, grew up playing baseball and enjoys watching football and golf.

His favorite city to play in besides Philadelphia is Tampa.

Lists Yellowstone as one of his favorite TV shows.

VS. NHL

TEAM	GP	G	A	PTS	PIM	TEAM	GP	G	A	PTS	PIM	TEAM	GP	G	A	PTS	PIM
ANA	12	3	6	9	6	EDM	9	1	2	3	4	PIT	26	11	11	22	14
ARI	12	3	8	11	4	FLA	16	3	9	12	13	SEA	9	3	6	9	4
BOS	25	6	7	13	16	LAK	11	3	3	6	22	SJS	4	3	2	5	6
BUF	22	6	11	17	10	MIN	9	1	0	1	6	STL	11	4	5	9	2
CAR	10	2	2	4	6	MTL	14	6	4	10	6	TBL	16	7	3	10	16
CGY	23	7	8	15	12	NJD	10	1	3	4	6	TOR	18	5	12	17	20
CHI	12	4	7	11	4	NSH	30	12	6	18	22	VAN	11	3	6	9	4
CBJ	9	1	7	8	6	NYI	27	8	8	16	20	VGK	9	2	6	8	2
COL	22	10	15	25	8	NYR	27	5	10	15	38	WSH	30	9	5	14	37
DAL	11	3	3	6	2	OTT	17	3	8	11	5	WPG	11	2	2	4	16
DET	15	4	6	10	6	PHI	-	-	-	-	-						

PROFESSIONAL CAREER


SEASON	TEAM	LEAGUE	GP	G	A	PTS	PIM	PP	SH	GW	S	S%	+/-	TF	F%	TOI
2016-17	PHILADELPHIA	NHL	70	11	17	28	49	3	0	0	133	8.3	-2	5	0.0	14:05
2017-18	PHILADELPHIA	NHL	81	24	23	47	46	1	0	6	177	13.6	17	21	33.3	14:54
2018-19	PHILADELPHIA	NHL	82	24	25	49	40	4	0	3	182	13.2	-4	22	31.8	15:16
2019-20	PHILADELPHIA	NHL	66	24	37	61	28	5	0	3	141	17.0	-1	49	49.0	16:48
2020-21	PHILADELPHIA	NHL	50	11	23	34	36	4	0	1	100	11.0	-5	18	33.3	15:54
2021-22	PHILADELPHIA	NHL	79	16	36	52	77	3	0	3	220	7.3	-23	31	41.9	17:37
2022-23	PHILADELPHIA	NHL	60	31	30	61	77	5	3	5	191	16.2	-12	60	46.7	20:07
PHILADELPHIA/NHL TOTALS			488	141	191	332	353	25	3	21	1144	12.3	-30	206	41.3	16:17

PROFESSIONAL PLAYOFF CAREER

SEASON	TEAM	LEAGUE	GP	G	A	PTS	PIM	PP	SH	GW	S	S%	+/-	TF	F%	MIN
2017-18	PHILADELPHIA	NHL	6	1	0	1	10	0	0	0	29	0.0	3	7	28.6	17:26
2019-20	PHILADELPHIA	NHL	16	0	7	7	14	0	0	0	7	14.3	-3	4	25.0	13:51
PHILADELPHIA/NHL TOTALS			22	1	7	8	0	0	0	0	36	2.8	0	11	27.3	16:28

CAREER HIGHLIGHTS

	FLYERS	CAREER
MOST GOALS (GAME)	3 (2x)	3 (2x)
MOST ASSISTS (GAME)	3 (3x)	3 (3x)
MOST POINTS (GAME)	4 (2x)	4 (2x)
MOST GOALS (SEASON)	31 (2022-23)	31 (2022-23)
MOST ASSISTS (SEASON)	37 (2019-20)	37 (2019-20)
MOST POINTS (SEASON)	61 (2x)	61 (2x)
LONGEST GOAL-SCORING STREAK	5 GAMES (1/20-1/31/18)	5 GAMES (1/20-1/31/18)
LONGEST ASSIST-SCORING STREAK	5 GAMES (11/2-11/12/22)	5 GAMES (11/2-11/12/22)
LONGEST POINT-SCORING STREAK	10 GAMES (12/20/22-1/11/23)	10 GAMES (12/20/22-1/11/23)



58

**TANNER
LACZYNSKI**

CENTER

SHOOTS: RIGHT

HT: 6-1 | WT: 204

BORN: 6/1/97

MINOOKA, IL, USA

2022-23 HIGHLIGHTS

Set a career high in games played.

Recorded all four of his points at Wells Fargo Center and logged twice as many shots at home than on the road.

Won career-high six faceoffs in perfect night at the dot vs. BUF (3/17/23).

Scored first career NHL goal vs. CGY (11/21/22).

Registered first career NHL points (0-2=2) vs. NJD (10/13/22).

CAREER

2021-22:

Established career highs with the Phantoms in goals and assists.

Registered four-game point streak (1-3=4) with the Phantoms (2/20-2/26/22).

Established a three-game goal streak with Lehigh Valley (3/11-3/19/22).

2020-21:

Made NHL debut at NYI (4/3/21).

CAREER TRANSACTIONS

Selected by Philadelphia in the sixth round (169th overall) of the 2016 NHL Draft.

Signed through 2023-24. Becomes an unrestricted free agent in 2024-25.

PERSONAL

His favorite city to play in besides Philadelphia is Nashville.

If his life had a theme song it would be "Without You" by Avicii.

Besides hockey, he grew up playing baseball and football.

One of his first memories of Philadelphia is going on a tour of the Navy Yard.



VS. NHL

TEAM	GP	G	A	PTS	PIM	TEAM	GP	G	A	PTS	PIM	TEAM	GP	G	A	PTS	PIM
ANA	-	-	-	-	-	EDM	-	-	-	-	-	PIT	3	0	0	0	0
ARI	-	-	-	-	-	FLA	1	0	0	0	0	SJS	1	0	0	0	0
BOS	2	0	0	0	0	LAK	-	-	-	-	-	SEA	-	-	-	-	-
BUF	2	0	0	0	0	MIN	-	-	-	-	-	STL	1	0	0	0	0
CGY	1	1	0	1	0	MTL	-	-	-	-	-	TBL	3	0	0	0	0
CAR	2	0	0	0	0	NSH	1	0	0	0	0	TOR	1	0	0	0	0
CHI	1	0	0	0	0	NJD	1	0	2	2	0	VAN	1	0	0	0	0
COL	1	1	0	1	2	NYI	4	0	0	0	0	VGK	1	0	0	0	0
CBJ	2	0	0	0	0	NYR	1	0	0	0	0	WSH	2	0	0	0	0
DAL	2	0	0	0	0	OTT	3	0	0	0	0	WPG	-	-	-	-	-
DET	1	0	0	0	0	PHI	-	-	-	-	-						

PROFESSIONAL CAREER


SEASON	TEAM	LEAGUE	GP	G	A	PTS	PIM	PP	SH	GW	S	S%	+/-	TF	F%	TOI
2020-21	PHILADELPHIA	NHL	5	0	0	0	0	0	0	1	100	11	-5	18	33.3	9:59
	Lehigh Valley	AHL	14	6	4	10	0	1	1	3	28	21.4	6	-	-	-
2021-22	PHILADELPHIA	NHL	1	0	0	0	0	0	0	3	220	7.3	-23	31	41.9	9:27
	Lehigh Valley	AHL	28	7	10	17	9	1	0	0	82	8.5	-2	-	-	-
2022-23	PHILADELPHIA	NHL	32	2	2	4	2	0	3	5	191	16.2	-12	60	46.7	9:31
	Lehigh Valley	AHL	2	1	2	3	0	0	0	0	9	11.1	1	-	-	-
PHILADELPHIA/NHL TOTALS			38	2	2	4	2	0	3	21	1144	12.3	-30	206	41.3	9:35

PROFESSIONAL PLAYOFF CAREER

SEASON	TEAM	LEAGUE	GP	G	A	PTS	+/-	PIM	PP	SH	GW	S	S%	TF	F%	TOI
NO NHL PLAYOFF EXPERIENCE																

CAREER HIGHLIGHTS

	FLYERS	CAREER
MOST GOALS (GAME)	1 (2x)	1 (2x)
MOST ASSISTS (GAME)	2 (10/13/22 vs. NJD)	2 (10/13/22 vs. NJD)
MOST POINTS (GAME)	2 (10/13/22 vs. NJD)	2 (10/13/22 vs. NJD)
MOST GOALS (SEASON)	2 (2022-23)	2 (2022-23)
MOST ASSISTS (SEASON)	2 (2022-23)	2 (2022-23)
MOST POINTS (SEASON)	4 (2022-23)	4 (2022-23)
LONGEST GOAL-SCORING STREAK	N/A	N/A
LONGEST ASSIST-SCORING STREAK	N/A	N/A
LONGEST POINT-SCORING STREAK	N/A	N/A



21

**SCOTT
LAUGHTON**

CENTER

SHOOTS: LEFT

HT: 6-1 | WT: 191

BORN: 5/30/94

OAKVILLE, ON, CAN



2022-23 HIGHLIGHTS

Served as an alternate captain and won gold medal with Team Canada at the IIHF Men's World Championship and tallied eight points (3-5=8) in 10 games.

Set career highs in goals, assists, points, PPG, SHG and average TOI.

Ranked T-3rd among NHL skaters in SHP (7).

Skated in his 500th NHL game vs. DET (3/5/23).

Recorded 100th NHL assist at CAR (12/23/22).

CAREER

2021-22:

Missed 12 games due to a concussion (3/12-4/3/22).

Matched career-high six-game point streak (4-4=8) (1/25-2/15/19).

Registered GWG vs. LAK (1/29/22).

2020-21:

Recorded first NHL hat trick at WSH (2/7/21).

Missed three games due to COVID protocol (2/18-2/24/21).

Registered three multi-point games.

2019-20:

Received the Yanick Dupre Class Guy Memorial Award and the Pelle Lindbergh Memorial Trophy.

Missed 20 games due to injury (10/27-11/21/19 & 12/15-12/29/19).

Recorded seven multi-point games.

Registered three-game goal streak (1/31-2/3/20).

2018-19:

Posted career-high six-game point streak (4-2=6) (3/1-3/14/19).

2017-18:

Netted first career SHG vs. WSH (10/14/17).

2016-17:

Recorded 15 points (9-6=15) in 18 games (1/7-2/19/17).

Posted career-high AHL six-game point streak (3-4=7) (3/3-3/11/17).

2014-15:

Recorded first NHL point (assist) at SJS (12/2/15).

Scored first NHL goal and first NHL multi-point game (1-1=2) vs. CAR (12/13/14).

2013-14:

Was the second-leading scorer for the Generals.

Finished first in the OHL's East Division and played in the Eastern Conference finals.

2012-13:

Made NHL debut vs. PIT (1/19/13).

CAREER TRANSACTIONS

Selected by Philadelphia in the first round (20th overall) of the 2012 NHL Draft.

Signed through 2025-26. Becomes an unrestricted free agent 2026-27.

PERSONAL

Wife, Chloe, and owns two cats.

If his life had a theme song it would be "Say Yeah" by James Hype.

One of his favorite TV shows is Prison Break.

His favorite city to play in besides Philadelphia is Las Vegas.

VS. NHL

TEAM	GP	G	A	PTS	PIM	TEAM	GP	G	A	PTS	PIM	TEAM	GP	G	A	PTS	PIM
ANA	11	1	6	7	2	EDM	11	1	1	2	8	PIT	27	4	8	12	12
ARI	12	5	2	7	13	FLA	19	4	3	7	8	SEA	11	0	4	4	0
BOS	25	1	2	3	22	LAK	12	3	1	4	8	SJS	3	0	1	1	2
BUF	24	1	5	6	29	MIN	12	2	4	6	8	STL	10	2	3	5	0
CAR	11	2	3	5	6	MTL	17	0	4	4	6	TBL	20	1	4	5	12
CGY	23	3	7	10	10	NJD	9	0	4	4	2	TOR	16	3	7	10	4
CHI	12	0	3	3	7	NSH	29	5	4	9	19	VAN	12	3	0	3	2
CBJ	11	2	2	4	6	NYI	29	3	13	16	15	VGK	10	2	4	6	4
COL	26	2	4	6	12	NYR	32	4	4	8	33	WSH	32	13	4	17	24
DAL	11	0	0	0	0	OTT	15	5	3	8	8	WPG	11	2	2	4	4
DET	16	8	5	13	10	PHI	0	0	0	0	0						

PROFESSIONAL CAREER


SEASON	TEAM	LEAGUE	GP	G	A	PTS	PIM	PP	SH	GW	S	S%	+/-	TF	F%	TOI
2012-13	PHILADELPHIA	NHL	5	0	0	0	0	0	0	0	10	0.0	0	43	44.2	11:31
	Adirondack	AHL	6	1	2	3	0	0	0	1	0	14	7.1	2	-	-
2013-14	Oshawa	OHL	54	40	47	87	72	13	5	7	-	-	12	-	-	-
2014-15	PHILADELPHIA	NHL	31	2	4	6	17	0	0	0	51	3.9	-1	283	47.4	12:43
	Lehigh Valley	AHL	39	14	13	27	31	6	1	2	88	15.9	-16	-	-	-
2015-16	PHILADELPHIA	NHL	71	7	14	21	34	0	0	0	85	8.2	-2	388	43.8	10:26
2016-17	PHILADELPHIA	NHL	2	0	0	0	0	0	0	4	0	0.0	0	20	55.0	10:15
	Lehigh Valley	AHL	60	19	20	39	40	0	4	1	129	14.7	17	-	-	-
2017-18	PHILADELPHIA	NHL	81	10	10	20	42	0	1	0	108	9.3	-10	604	52.0	11:07
2018-19	PHILADELPHIA	NHL	82	12	20	32	53	0	0	1	130	9.2	-11	635	54.2	14:51
2019-20	PHILADELPHIA	NHL	49	13	14	27	26	0	0	2	74	17.6	13	271	53.9	14:36
2020-21	PHILADELPHIA	NHL	53	9	11	20	39	0	1	1	89	10.1	13	431	49.0	15:25
2021-22	PHILADELPHIA	NHL	67	11	19	30	35	0	2	1	110	10.0	-9	774	51.0	16:25
2022-23	PHILADELPHIA	NHL	78	18	25	43	50	5	3	0	170	10.6	-9	1077	47.3	18:17
PHILADELPHIA/NHL TOTALS			519	82	117	199	296	5	7	5	831	9.9	-16	4526	49.8	14:14

PROFESSIONAL PLAYOFF CAREER

SEASON	TEAM	LEAGUE	GP	G	A	PTS	PIM	PP	SH	GW	S	S%	+/-	TF	F%	MIN
2015-16	PHILADELPHIA	NHL	3	0	0	0	0	0	0	0	8	0.0	-1	3	66.7	9:10
2016-17	Lehigh Valley	AHL	5	2	1	3	2	0	0	0	14	14.3	-3	-	-	-
2017-18	PHILADELPHIA	NHL	6	1	0	1	6	0	0	0	4	25.0	1	15	60.0	10:41
2019-20	PHILADELPHIA	NHL	15	5	4	9	21	0	0	1	20	25.0	2	49	46.9	15:22
PHILADELPHIA/NHL TOTALS			24	6	4	10	27	0	0	1	32	18.8	2	67	50.8	13:25

CAREER HIGHLIGHTS

	FLYERS	CAREER
MOST GOALS (GAME)	3 (2/7/21 at WSH)	3 (2/7/21 at WSH)
MOST ASSISTS (GAME)	3 (1/14/19 vs MIN)	3 (1/14/19 vs MIN)
MOST POINTS (GAME)	3 (3x)	3 (3x)
MOST GOALS (SEASON)	18 (2022-23)	18 (2022-23)
MOST ASSISTS (SEASON)	25 (2022-23)	25 (2022-23)
MOST POINTS (SEASON)	43 (2022-23)	43 (2022-23)
LONGEST GOAL-SCORING STREAK	3 GAMES (2x)	3 GAMES (2x)
LONGEST ASSIST-SCORING STREAK	3 GAMES (2x)	3 GAMES (2x)
LONGEST POINT-SCORING STREAK	6 GAMES (2x)	6 GAMES (2x)



40

CAL
PETERSEN

GOALTENDER

CATCHES: RIGHT

HT: 6-1 | WT: 177

BORN: 10/19/94

WATERLOO, IA, USA

2022-23 HIGHLIGHTS

Played in his 100th career NHL game vs. NYR (11/22/22).

Recorded consecutive wins twice (10/15-10/29/22; 10/18-11/16/22).

CAREER

2021-22

Set career highs in games played, games started (35), wins and shutouts.

Made consecutive 37-plus saves from 3/12-3/14/22.

2020-21:

Finished the season with a team-high in SV%, games played and minutes played.

Ranked eighth among NHL goaltenders in saves (998) and shots against.

2019-20:

Established a 4-1-0 record at home, posting a .942 SV% and a 2.42 GAA.

2018-19:

Ranked fourth among NHL rookie goaltenders in SV% and fifth in GAA.

Stopped 25-or-more shots in eight of his nine starts and logged over a .900 SV% in eight of 11 games.

Started his first NHL game and earned the win, stopping 34-of-35 shots at CHI (11/16/18).

Made NHL debut, in relief, vs. TOR (11/13/18).

2017-18:

Ranked T-6th among AHL goaltenders in wins and T-7th in shutouts.

CAREER TRANSACTIONS

Traded to Philadelphia, June 6, 2023; Signed three-year contract extension with Los Angeles, Sept. 22, 2021; Signed three-year contract with Los Angeles, July 16, 2019; Signed a two-year entry-level contract with Los Angeles, July 1, 2017; Selected by Buffalo in the fifth round (129th overall) of the 2013 NHL Draft.

Signed through 2024-25. Becomes an unrestricted free agent 2025-26.

PERSONAL

If his life had a theme song it would be the theme song from "The Office."

Besides hockey, he grew up playing baseball and golf.

His favorite city to play in besides Philadelphia is New York.

Has a dog named Theo.



VS. NHL

TEAM	GP	W-L-OT	GAA	SO	SV%	TEAM	GP	W-L-OT	GAA	SO	SV%	TEAM	GP	W-L-OT	GAA	SO	SV%
ANA	5	1-3-1	0	3.58	.878	EDM	4	2-2-0	0	2.29	0.921	PIT	3	2-1-0	0	3.01	.901
ARI	7	4-2-0	0	2.71	.907	FLA	--	--	--	--	--	SJS	7	2-4-1	1	2.85	.908
BOS	2	1-0-0	0	2.74	.911	LAK	--	--	--	--	--	SEA	5	2-1-2	0	3.44	.873
BUF	2	1-0-1	1	1.97	.939	MIN	6	3-2-1	0	3.81	.881	STL	7	3-2-2	1	2.43	.913
CGY	5	2-3-0	0	2.60	.922	MTL	2	2-0-0	0	1.94	.937	TBL	1	0-1-0	0	5.12	.792
CAR	1	0-1-0	0	5.16	.750	NSH	3	1-2-0	0	2.98	.914	TOR	2	1-0-0	0	1.89	.932
CHI	1	1-0-0	0	0.92	.971	NJD	3	2-1-0	0	2.33	.915	VAN	4	1-2-1	0	2.71	.908
COL	8	0-8-0	0	4.17	.885	NYI	2	2-0-0	0	2.00	.925	VGK	10	5-3-0	0	2.68	.923
CBJ	--	--	--	--	--	NYR	2	1-1-0	0	2.52	.894	WSH	--	--	--	--	--
DAL	2	0-2-0	0	4.56	.892	OTT	2	2-0-0	0	2.01	.931	WPG	3	1-1-1	0	3.33	.88
DET	2	2-0-0	1	1.50	.929	PHI	--	--	--	--	--						

PROFESSIONAL CAREER


SEASON	TEAM	LEAGUE	GP	W	L	OT	SA	SV %	GA	GAA	MIN	SO
2017-18	Ontario	AHL	41	23	14	2	1,110	.910	100	2.58	2330	4
2018-19	LOS ANGELES	NHL	11	5	4	1	355	.924	27	2.61	622	1
	Ontario	AHL	38	13	19	3	1,359	.896	141	4.02	2103	0
2019-20	LOS ANGELES	NHL	8	5	3	0	269	.922	21	2.64	477	0
	Ontario	AHL	37	17	15	4	1,265	.906	119	3.43	2079	3
2020-21	LOS ANGELES	NHL	35	9	18	5	1,095	.911	97	2.89	2016	0
2021-22	LOS ANGELES	NHL	37	20	14	2	1,002	.895	105	2.89	2176	3
2022-23	LOS ANGELES	NHL	10	5	3	2	257	.868	34	3.75	543	0
	Ontario	AHL	40	16	20	4	1,204	.904	115	2.88	2395	2
NHL TOTALS			101	44	42	10	2978	.905	284	2.92	5835	4

PROFESSIONAL PLAYOFF CAREER

SEASON	TEAM	LEAGUE	GP	W	L	OT	SA	SV %	GA	GAA	MIN	SO
2017-18	Ontario	AHL	4	1	3	0	129	.915	11	2.38	277	0
2021-22	LOS ANGELES	NHL	1	0	0	0	20	.800	4	7.45	32	0
2022-23	Ontario	AHL	2	0	2	0	46	.826	8	3.90	123	0
NHL TOTALS			1	0	0	0	20	.800	4	7.45	32	0

CAREER HIGHLIGHTS

	FLYERS	CAREER
MOST SAVES (GAME)	N/A	44 (3/12/21 at COL)
MOST SHOTS FACED (GAMES)	N/A	47 (12/11/18 at BUF)
MOST CONSECUTIVE STARTS	N/A	8 GAMES (11/13-11/27/18)
WINNING STREAK	N/A	4 GAMES (2/26-3/11/20)
LOSING STREAK	N/A	4 GAMES (2x)
MOST GOALS AGAINST (GAME)	N/A	7 (10/23/21 at STL)



25

**RYAN
POEHLING**

CENTER

SHOOTS: LEFT

HT: 6-2 | WT: 204

BORN: 1/3/99

LAKEVILLE, MN, USA

2022-23 HIGHLIGHTS

Recorded an average of 128:51 of shorthanded TOI, ranking sixth among Penguins skaters.
Posted nine shorthanded shots on goal to rank T-2nd second among club skaters.
Set a career-high six hits vs. TOR (11/26/22).
Skated in 100th career NHL game at MTL (11/12/22).

CAREER

2021-22:

Skated a career-high 18:15 TOI at FLA (1/1/22).
Recorded two multi-goal games – his most in a single season.

2020-21:

Led the Laval Rocket in GWG and points, ranked T-1st in PPG, second in goals and third in assists.

Tallied six points (3-3=6) in a career-high five-game AHL point streak (3/26-4/4/21).

2019-20:

Recorded four points (2-2=4) in season-high four-game point streak (10/14-10/19/19).

2018-19:

Made NHL debut vs. TOR and recorded first career hat trick and shootout game-deciding goal (4/6/19).

He became the fifth Canadiens player in franchise history to score at least two goals in his NHL debut and first to record a hat trick since Alex Smart (1/14/43).

CAREER TRANSACTIONS

Signed one-year contract as a free agent with Philadelphia, July 1, 2023; Traded to Pittsburgh, July 16, 2022; Signed two-year contract with Montreal, Aug. 27, 2021; Signed three-year entry-level contract with Montreal, March 31, 2019; Selected by Montreal in the first round (25th overall) of the 2017 NHL Draft.

Signed through 2023-24. Becomes a restricted free agent 2024-25.

PERSONAL

His favorite city to play in besides Philadelphia is Chicago.

Would want Matthew McConaughey to play him in a movie.

If his life had a theme song it would be "Take It Easy" by The Eagles.

Grew up playing golf, baseball, lacrosse, football and tennis.



VS. NHL

TEAM	GP	G	A	PTS	PIM	TEAM	GP	G	A	PTS	PIM	TEAM	GP	G	A	PTS	PIM
ANA	2	0	0	0	0	EDM	5	0	0	0	0	PIT	4	0	0	0	0
ARI	2	1	0	1	0	FLA	5	0	3	3	0	SEA	1	1	0	0	1
BOS	5	0	0	0	0	LAK	3	1	0	1	2	SJS	3	0	0	0	0
BUF	6	0	2	2	0	MIN	4	1	0	1	0	STL	3	0	1	1	0
CAR	6	1	0	1	2	MTL	2	0	0	0	0	TBL	6	0	2	2	2
CGY	4	0	0	0	4	NJD	3	2	0	2	0	TOR	5	3	0	3	0
CHI	5	0	1	1	0	NSH	6	0	2	2	0	VAN	4	1	0	1	0
CBJ	4	0	0	0	2	NYI	2	0	1	1	0	VGK	3	0	0	0	0
COL	7	1	2	3	0	NYR	5	1	0	1	0	WSH	7	3	0	3	2
DAL	3	0	1	1	2	OTT	6	0	0	0	0	WPG	5	0	1	1	0
DET	5	1	0	1	0	PHI	7	3	0	3	2						

PROFESSIONAL CAREER


SEASON	TEAM	LEAGUE	GP	G	A	PTS	PIM	PP	SH	GW	S	S%	+/-	TF	F%	TOI
2018-19	MONTREAL	NHL	1	3	0	3	0	0	0	0	3	100.0	3	7	57.1	11:22
2019-20	MONTREAL	NHL	27	1	1	2	4	0	0	0	26	3.8	-4	15	20.0	10:20
	Laval	AHL	36	5	8	13	6	2	0	1	43	11.6	-2	-	-	-
2020-21	Laval	AHL	28	11	14	25	2	3	0	4	59	18.6	5	-	-	-
2021-22	MONTREAL	NHL	57	9	8	17	6	2	0	1	91	9.9	-21	489	46.4	12:12
	Laval	AHL	7	3	3	6	0	0	0	0	15	20.0	-3	-	-	-
2022-23	PITTSBURGH	NHL	53	7	7	14	8	0	2	0	64	10.9	-2	411	45.3	11:46
NHL TOTALS			138	20	16	36	18	2	2	1	184	10.9	-24	922	45.6	11:40

PROFESSIONAL PLAYOFF CAREER

SEASON	TEAM	LEAGUE	GP	G	A	PTS	+/-	PIM	PP	SH	GW	S	S%	HITS	BS	TOI
NO NHL PLAYOFF EXPERIENCE																

CAREER HIGHLIGHTS

	FLYERS	CAREER
MOST GOALS (GAME)	N/A	3 (4/6/19 vs. TOR)
MOST ASSISTS (GAME)	N/A	2 (1/24/23 vs. FLA)
MOST POINTS (GAME)	N/A	3 (4/6/19 vs. TOR)
MOST GOALS (SEASON)	N/A	9 (2021-22)
MOST ASSISTS (SEASON)	N/A	8 (2021-22)
MOST POINTS (SEASON)	N/A	17 (2021-22)
LONGEST GOAL-SCORING STREAK	N/A	None
LONGEST ASSIST-SCORING STREAK	N/A	2 GAMES (2/12-2/13/22)
LONGEST POINT-SCORING STREAK	N/A	2 GAMES (3x)



55

**RASMUS
RISTOLAINEN**

DEFENSEMAN

SHOOTS: RIGHT

HT: 6-4 | WT: 208

BORN: 10/27/94

TURKU, FIN



2022-23 HIGHLIGHTS

Reached the 20-point mark for the first time since 2019-20 with an assist vs. CBJ (4/11/23).

Posted a season-high four-game point streak (1-3=4) (3/23-3/30/23).

Skated in his 100th game as a Flyer at BUF (1/9/23).

Logged 25:58 TOI at VGK (12/9/22) - his highest total as a Flyer.

CAREER

2021-22:

Missed 16 games due to upper-body injury and COVID protocol.

Recorded over 18 minutes of TOI in all 66 games.

2020-21:

Missed seven games due to COVID.

Led all Sabres skaters in TOI/GP for the fourth consecutive season.

Produced six multi-point games throughout the season.

2019-20:

Finished in the top five among all Sabres skaters in points and shots for the fifth straight season.

Logged a career-high 7.74 hits per 60; ranked eighth in the league and led all NHL defensemen in hits.

Became the ninth defenseman to record 200 career points with the Sabres with an assist vs. TBL (11/8/19).

Recorded six points (1-5=6) in season-best five-game point streak (11/29-12/7/19).

Registered two four-game point streaks: Jan. 11-16, 2020 (1-3=4) & Feb. 13-22, 2020 (0-6=6).

Tied Bill Hajt for 10th-most career goals scored by a Sabres defenseman with his tally at WPG (3/3/20).

2018-19:

Became the third defenseman in Sabres history to record 40 points in at least four consecutive seasons (2015-16 to 2018-19).

Finished his fourth consecutive season with a point-per-game average of .50 or more.

2017-18:

Ranked fifth among all Buffalo skaters and led Buffalo defenseman in points.

Ranked fourth among all league skaters in TOI/GP.

Was one of two Buffalo defensemen to record an overtime goal (1).

2016-17:

Set career high in assists and ranked T-7th among all NHL defensemen.

Posted a career-high six-game point streak (0-6=6) (2/12-2/25/17).

Represented Finland at the 2016 World Cup of Hockey.

2015-16:

Ranked third among all Sabres and ninth among all NHL defensemen in shots to become the first Sabres defenseman to record 200 shots in a season since Phil Housley (1989-90).

Registered first career hat trick at CGY (12/10/15) to become the sixth Sabres defenseman to record a hat trick.

With his hat trick on 12/10/15, he became one of only two Sabres defensemen to score three goals in a single period and the youngest NHL defenseman to score a hat trick (21 years, 44 days) since Hannu Virta (19 years, 362 days) on 3/19/83.

2014-15:

Led all Sabres defensemen in points and shots and ranked T-1st in assists.

Recorded career-high three-game goal streak (3/26-3/30/15).

2013-14:

Made NHL debut at DET (10/2/13).

Registered first NHL goal/point at FLA (10/25/13).

Scored the gold medal-clinching overtime goal for Finland at the Under-20 World Junior Championship and recorded three goals in five games.

CAREER TRANSACTIONS

Signed five-year contract extension with Philadelphia, March 10, 2022; Traded to Philadelphia, July 23, 2021; Signed six-year contract with Buffalo, Oct. 11, 2016; Signed three-year entry-level contract with Buffalo, July 12, 2013; Selected by Buffalo in the first round (8th overall) of the 2013 NHL Draft.

Signed through 2026-27. Becomes an unrestricted free agent 2027-28.

PERSONAL

If his life had a theme song it would be "Who Let The Dogs Out."

Lists steak and sushi as his favorite foods.

Besides hockey, grew up playing and watching soccer.

His favorite city to play in besides Philadelphia is Las Vegas.

VS. NHL

TEAM	GP	G	A	PTS	PIM	TEAM	GP	G	A	PTS	PIM	TEAM	GP	G	A	PTS	PIM
ANA	18	3	3	6	4	EDM	17	2	12	14	4	PIT	30	0	10	10	25
ARI	16	2	6	8	14	FLA	28	3	7	10	22	SEA	16	1	5	6	4
BOS	37	6	3	9	16	LAK	18	3	8	11	6	SJS	3	0	3	3	0
BUF	4	1	0	1	0	MIN	14	3	3	6	23	STL	17	0	3	3	4
CAR	17	4	6	10	4	MTL	28	2	5	7	8	TBL	32	1	9	10	18
CGY	23	1	7	8	20	NJD	16	1	7	8	2	TOR	30	1	10	11	34
CHI	15	0	8	8	14	NSH	29	3	9	12	12	VAN	16	2	10	12	10
CBJ	16	1	5	6	2	NYI	32	2	8	10	18	VGK	10	0	3	3	4
COL	23	2	9	11	12	NYR	32	2	5	7	8	WSH	30	1	14	15	6
DAL	16	0	4	4	4	OTT	28	1	13	14	21	WPG	15	1	6	7	8
DET	30	2	18	20	14	PHI	26	0	11	11	20						

PROFESSIONAL CAREER


SEASON	TEAM	LEAGUE	GP	G	A	PTS	PIM	PP	SH	GW	S	S%	+/-	HITS	BS	TOI
2013-14	BUFFALO	NHL	34	2	2	4	6	0	0	0	52	3.8	-15	66	32	19:07
	Rochester	AHL	34	6	14	20	22	4	0	0	66	9.1	-2	-	-	-
2014-15	BUFFALO	NHL	78	8	12	20	26	4	0	0	121	6.6	-32	118	136	20:36
2015-16	BUFFALO	NHL	82	9	32	41	33	1	0	1	202	4.5	-21	139	137	25:16
2016-17	BUFFALO	NHL	79	6	39	45	58	1	0	2	186	3.2	-9	195	161	26:28
2017-18	BUFFALO	NHL	73	6	35	41	48	1	0	1	182	3.3	-25	206	111	26:30
2018-19	BUFFALO	NHL	78	5	38	43	38	2	0	2	182	2.7	-41	235	121	24:38
2019-20	BUFFALO	NHL	69	6	27	33	46	1	0	0	128	4.7	-2	203	82	22:48
2020-21	BUFFALO	NHL	49	4	14	18	36	0	0	0	73	5.5	-18	193	68	22:17
2021-22	PHILADELPHIA	NHL	66	2	14	16	38	1	1	0	97	2.1	-9	230	125	21:26
2022-23	PHILADELPHIA	NHL	74	3	17	20	32			0	86	3.5	-4	162	142	19:01
PHILADELPHIA TOTALS			140	5	31	36	70	1	1	0	183	2.7	-13	392	267	20:10
NHL TOTALS			682	51	230	281	361	15	1	6	1309	3.9	-176	1747	1115	23:07

PROFESSIONAL PLAYOFF CAREER

SEASON	TEAM	LEAGUE	GP	G	A	PTS	PIM	PP	SH	GW	S	S%	+/-	HITS	BS	TOI
2013-14	Rochester	AHL	5	0	2	2	2	0	0	0	11	0.0	-2	-	-	-
NO NHL PLAYOFF EXPERIENCE																

CAREER HIGHLIGHTS

	FLYERS	CAREER
MOST GOALS (GAME)	1 (4x)	3 (12/10/15 at CGY)
MOST ASSISTS (GAME)	2 (1/28/23 at WPG; 2/12/23 vs. SEA)	3 (4x)
MOST POINTS (GAME)	2 (3x)	3 (6x)
MOST GOALS (SEASON)	3 (2022-23)	9 (2015-16)
MOST ASSISTS (SEASON)	17 (2022-23)	39 (2016-17)
MOST POINTS (SEASON)	20 (2022-23)	45 (2016-17)
LONGEST GOAL-SCORING STREAK	None	3 GAMES (3/26-3/30/15)
LONGEST ASSIST-SCORING STREAK	3 GAMES (3/25-3/30/23)	6 GAMES (2/12-2/25/17)
LONGEST POINT-SCORING STREAK	4 GAMES (3/23-3/30/23)	6 GAMES (2/12-2/25/17)



32

**FELIX
SANDSTROM**

GOALTENDER

CATCHES: LEFT

HT: 6-2 | WT: 211

BORN: 1/12/97

GAVLE, SWE

2022-23 HIGHLIGHTS

Ranked sixth among NHL rookie goaltenders in goals against, eighth in saves and seventh in games played.

Played in three consecutive games for the first time in his NHL career (3/28-4/1/23).

Made season-high 41 saves on career-high 46 shots against at OTT (3/30/23).

Earned first NHL victory vs. STL (11/8/22).

Led Lehigh Valley in save percentage over the regular season.

CAREER

2021-22:

Made NHL debut at SJS (12/21/21).

Saw 30-plus shots in his first four appearances in the NHL and recorded at least 30 saves in each game.

CAREER TRANSACTIONS

Selected by Philadelphia in the third round (70th overall) of the 2015 NHL Draft.

Signed through 2023-24. Becomes an unrestricted free agent 2024-25.

PERSONAL

His first memories of Philadelphia is anything from the Rocky movies.

He would want Dwayne "The Rock" Johnson to play him in a movie.



VS. NHL

TEAM	GP	W-L-OT	GAA	SO	SV%	TEAM	GP	W-L-OT	GAA	SO	SV%	TEAM	GP	W-L-OT	GAA	SO	SV%
ANA	-	-	-	-	-	EDM	-	-	-	-	-	PIT	1	0-0-0	0	0.00	1.000
ARI	-	-	-	-	-	FLA	1	0-1-0	0	4.29	.889	SEA	2	0-1-1	0	2.44	.929
BOS	1	0-1-0	0	5.26	.853	LAK	-	-	-	-	-	SJS	1	0-1-0	0	4.14	.810
BUF	2	0-2-0	0	5.08	.853	MIN	-	-	-	-	-	STL	1	1-0-0	0	1.00	.964
CAR	-	-	-	-	-	MTL	1	1-0-0	0	2.00	.931	TBL	-	-	-	-	-
CGY	2	0-1-1	0	3.05	.905	NJD	-	-	-	-	-	TOR	1	0-1-0	0	5.00	.886
CHI	2	1-1-0	0	3.50	.901	NSH	-	-	-	-	-	VAN	-	-	-	-	-
CBJ	1	0-1-0	0	3.21	.880	NYI	2	0-1-0	0	4.50	.769	VGK	1	0-1-0	0	4.14	.875
COL	-	-	-	-	-	NYR	1	0-1-0	0	3.05	.909	WSH	1	0-0-1	0	2.95	.906
DAL	1	0-1-0	0	5.00	.839	OTT	1	0-0-1	0	4.84	.891	WPG	2	0-2-0	0	3.62	.873
DET	-	-	-	-	-	PHI	-	-	-	-	-						

PROFESSIONAL CAREER

SEASON	TEAM	LEAGUE	GP	W	L	OT	SA	SV%	GA	GAA	MIN	SO
2014-15	Brynas IF Gavle	SweHL	2	1	0	0	27	.963	1	1.09	55	0
2015-16	Brynas IF Gavle	SweHL	25	10	14	0	664	.903	64	2.61	1471	0
2016-17	Brynas IF Gavle	SweHL	22	14	7	0	524	.908	48	2.25	1282	2
2017-18	Brynas IF Gavle	SweHL	8	3	5	0	199	.904	19	2.87	397	0
	HV71	SweHL	3	2	1	0	82	.902	8	2.58	186	0
	Oskarshamn IK	Swe-1	7	3	4	0	190	.894	20	3.10	387	0
2018-19	Lehigh Valley	AHL	1	1	0	0	43	.930	3	3.02	60	0
	HV71	SweHL	19	10	8	0	447	.910	40	2.16	1112	0
2019-20	Lehigh Valley	AHL	1	0	0	0	7	1.000	0	0.00	19	0
	Reading	ECHL	25	13	11	1	678	.885	78	3.27	1429	2
2020-21	Lehigh Valley	AHL	11	5	3	3	340	.903	33	3.19	621	0
	Vasterviks IK	Swe-1	5	1	4	0	176	.920	13	2.74	621	0
2021-22	PHILADELPHIA	NHL	5	0	4	1	177	.910	16	3.23	297	0
	Lehigh Valley	AHL	44	16	18	5	1177	.902	115	2.89	2391	2
2022-23	PHILADELPHIA	NHL	20	3	12	3	575	.880	69	3.72	1113	0
	Lehigh Valley	AHL	7	4	1	2	191	.911	17	2.39	427	0
PHILADELPHIA/NHL TOTALS			25	3	16	4	667	.887	85	3.62	1410	0

PROFESSIONAL PLAYOFF CAREER

SEASON	TEAM	LEAGUE	GP	W	L	OT	SA	SV%	GA	GAA	MIN	SO
2014-15	Brynas IF Gavle	SweHL	1	0	0	0	6	.833	1	3.00	20	0
2015-16	Brynas IF Gavle	SweHL	3	1	1	0	65	.892	7	3.60	116	0
2016-17	Brynas IF Gavle	SweHL	19	6	4	0	284	.901	28	2.83	594	2
2017-18	HV71	SweHL	1	0	1	0	26	.912	3	3.12	58	0

NO NHL PLAYOFF EXPERIENCE

CAREER HIGHLIGHTS

	FLYERS	CAREER
MOST SAVES (GAME)	43 (12/30/21 at SJS)	43 (12/30/21 at SJS)
MOST SHOTS FACED (GAMES)	46 (2x)	46 (2x)
MOST CONSECUTIVE STARTS	3 GAMES (3/28-4/1/23)	3 GAMES (3/28-4/1/23)
WINNING STREAK	None	None
LOSING STREAK	6 GAMES (11/26/22-3/14/23)	6 GAMES (11/26/22-3/14/23)
MOST GOALS AGAINST (GAME)	6 (4/1/23 vs. BUF)	6 (4/1/23 vs. BUF)



6

**TRAVIS
SANHEIM**

DEFENSEMAN

SHOOTS: LEFT

HT: 6-4 | WT: 222

BORN: 3/29/96

ELKHORN, MB, CAN

2022-23 HIGHLIGHTS

Ranked second among Flyers defensemen in goals and third in points.
Recorded 100th career NHL assist vs. MIN (3/23/23).
Skated in his 400th NHL game at PIT (3/11/23).
Logged a season-high 27:42 TOI at ARI (12/11/22).
Recorded five points (3-2=5) in season-high four-game point streak (11/29-12/5/22).
Scored first career SHG vs. NYI (11/29/22).

CAREER

2021-22:

Recorded a career-high 22:58 TOI average.
Led Flyers skaters in plus-minus
Played a game-high of 29:57 vs. MTL (4/21/22).
Produced a three-game point streak (1-3=4) (2/17-2/22/22).
Missed two games due to COVID protocol (1/6-1/8/22).

2020-21:

Tallied three assists in back-to-back games (1/31-2/3/21).

2019-20:

Appeared in all 69 games (COVID season) marking his second consecutive season without missing a game

Notched his fourth career two-goal game and third of the season vs. BOS (1/13/20).

Played his 200th NHL game vs. BOS (3/10/20).

Posted his first career three-point game (2-1=3) vs. NYR (12/23/19).

Tallied four assists in season-high four-game point streak (2/13-2/20/20).

2018-19:

Tallied his first career multi-goal game vs. CBJ (12/6/18).

Posted two points (1-1=2) in his 100th NHL game at BOS (1/31/19).

Collected six points (4-2=6) in career-high five-game point streak (2/23-3/3/19).

2017-18:

Appeared in his first NHL postseason and netted his first career NHL playoff goal in Game 3 vs. PIT (4/15/18).

Scored his first NHL goal vs. BUF (12/14/17).

Made his NHL at LAK (10/5/17).

CAREER TRANSACTIONS

Selected by Philadelphia in the first round (17th overall) of the 2014 NHL Draft.

Signed through 2030-31. Becomes an unrestricted free agent 2031-32.

PERSONAL

Lists Yellowstone as one of his favorite TV shows.

One of his favorite artists is Morgan Wallen.

If his life had a theme song it would be "Thank God I'm A Country Boy" by John Denver.

Besides hockey, grew up playing baseball, golf and volleyball.



VS. NHL

TEAM	GP	G	A	PTS	PIM	TEAM	GP	G	A	PTS	PIM	TEAM	GP	G	A	PTS	PIM
ANA	10	1	3	4	4	EDM	9	0	3	3	2	PIT	23	1	5	6	6
ARI	9	0	1	1	2	FLA	13	4	2	6	2	SEA	8	0	0	0	6
BOS	22	5	5	10	6	LAK	10	0	1	1	6	SJS	4	0	2	2	0
BUF	21	2	11	13	12	MIN	9	0	4	4	0	STL	8	0	2	2	4
CAR	9	2	1	3	6	MTL	12	1	3	4	6	TBL	11	0	4	4	8
CGY	18	2	4	6	6	NJD	8	2	1	3	0	TOR	14	1	4	5	8
CHI	10	0	3	3	4	NSH	23	2	6	8	17	VAN	10	0	2	2	2
CBJ	10	1	6	7	2	NYI	26	2	8	10	8	VGK	9	1	2	3	8
COL	17	4	5	9	4	NYR	24	2	8	10	14	WSH	24	1	4	5	8
DAL	9	0	0	0	6	OTT	13	1	1	2	6	WPG	10	0	1	1	2
DET	13	1	1	2	6	PHI	0	0	0	0	0						

PROFESSIONAL CAREER

SEASON	TEAM	LEAGUE	GP	G	A	PTS	PIM	PP	SH	GW	S	S%	+/-	HITS	BS	TOI
2015-16	Lehigh Valley	AHL	4	1	2	3	0	0	0	0	3	33.3	0	-	-	-
2016-17	Lehigh Valley	AHL	76	10	27	37	46	1	0	0	165	6.1	7	-	-	-
2017-18	PHILADELPHIA	NHL	49	2	8	10	20	0	0	0	72	2.8	-6	27	35	15:35
	Lehigh Valley	AHL	18	1	15	16	10	1	0	1	26	3.8	14	-	-	-
2018-19	PHILADELPHIA	NHL	82	9	26	35	22	2	0	2	121	7.4	-4	45	133	19:34
2019-20	PHILADELPHIA	NHL	69	8	17	25	32	0	0	0	110	7.3	4	41	79	20:09
2020-21	PHILADELPHIA	NHL	55	3	12	15	23	0	0	1	100	3.0	-22	48	73	21:53
2021-22	PHILADELPHIA	NHL	80	7	24	31	34	0	0	1	123	5.7	9	64	142	22:58
2022-23	PHILADELPHIA	NHL	81	7	16	23	40	0	1	1	111	6.3	-5	61	137	20:24
PHILADELPHIA/NHL TOTALS			416	36	103	139	171	2	1	5	637	5.7	-24	286	599	20:19

PROFESSIONAL PLAYOFF CAREER

SEASON	TEAM	LEAGUE	GP	G	A	PTS	PIM	PP	SH	GW	S	S%	+/-	HITS	BS	TOI
2016-17	Lehigh Valley	AHL	5	0	3	3	4	0	0	0	4	0.0	0	-	-	-
2017-18	PHILADELPHIA	NHL	4	1	0	1	2	0	0	0	5	20.0	-1	3-	2	15:29
	Lehigh Valley	AHL	7	1	2	3	4	1	0	0	11	9.1	-4	-	-	-
2019-20	PHILADELPHIA	NHL	16	1	6	7	6	0	0	1	21	4.8	1	14	36	22:36
PHILADELPHIA/NHL TOTALS			20	2	6	8	0	0	0	1	26	7.7	0	17-	38	21:11

CAREER HIGHLIGHTS

	FLYERS	CAREER
MOST GOALS (GAME)	2 (4x)	2 (4x)
MOST ASSISTS (GAME)	2 (8x)	2 (8x)
MOST POINTS (GAME)	3 (12/23/19 vs NYR)	3 (12/23/19 vs NYR)
MOST GOALS (SEASON)	9 (2018-19)	9 (2018-19)
MOST ASSISTS (SEASON)	26 (2018-19)	26 (2018-19)
MOST POINTS (SEASON)	35 (2018-19)	35 (2018-19)
LONGEST GOAL-SCORING STREAK	2 GAMES (2/26-2/28/19)	2 GAMES (2/26-2/28/19)
LONGEST ASSIST-SCORING STREAK	4 GAMES (2/13-2/20/20)	4 GAMES (2/13-2/20/20)
LONGEST POINT-SCORING STREAK	5 GAMES (2/23-3/3/19)	5 GAMES (2/23-3/3/19)



24

NICK SEELER

DEFENSEMAN

SHOOTS: LEFT

HT: 6-3 | WT: 197

BORN: 6/3/93

EDEN PRAIRIE, MN, USA



2022-23 HIGHLIGHTS

Nominated for the 2022-23 Bill Masterton Memorial Trophy.

Earned career highs in games played, goals, assists, points, hits and blocked shots.

Played his 100th game as a Flyer vs. MTL (2/24/23).

Skated in his 200th NHL game vs. SEA (2/12/23).

Was the only Flyers defenseman and one of five Flyers skaters to finish with a plus-rating.

CAREER

2021-22:

Made his Flyers debut vs. VAN (10/15/21).

Scored his first Flyers goal at PIT (2/15/22).

Recorded career-high 23:01 TOI vs. SJS (1/8/23).

2019-20:

Recorded his sole assist at WPG (2/9/20).

2018-19:

Tallied three points (1-2=3), including his first career NHL goal/GWG, at STL (11/3/18).

Scored a game-winning goal on Nov. 3, 2018.

2017-18:

Set a career-high TOI/GP.

Made NHL debut vs. NYR (2/13/18).

Scored an assist in back-to-back games (4/5-4/7/18).

CAREER TRANSACTIONS

Signed two-year contract extension with Philadelphia, May 19, 2022; Signed one-year contract as a free agent with Philadelphia, July 28, 2021; Placed on unconditional waivers by Chicago, Jan. 16, 2021; Claimed off waivers by Chicago, Feb. 3, 2020; Signed three-year contract with Minnesota, July 1, 2018; Signed two-year entry-level contract with Minnesota, March 26, 2016; Selected by Minnesota in the fifth round (131st overall) of the 2011 NHL Draft.

Signed through 2023-24. Becomes an unrestricted free agent 2024-25.

PERSONAL

Lists "The Office" as one of his favorite shows.

His favorite city to play in besides Philadelphia is St. Paul.

Besides hockey, he grew up playing football, baseball and golf and enjoys watching UFC.

Lists cooking as one of his hidden talents.

VS. NHL

TEAM	GP	G	A	PTS	PIM	TEAM	GP	G	A	PTS	PIM	TEAM	GP	G	A	PTS	PIM
ANA	6	0	0	0	4	EDM	8	0	0	0	0	PIT	6	1	0	1	4
ARI	8	0	0	0	4	FLA	7	1	2	3	12	SEA	8	0	2	2	5
BOS	6	0	0	0	4	LAK	7	0	2	2	9	SJS	3	0	0	0	7
BUF	4	0	1	1	4	MIN	4	0	0	0	5	STL	11	1	5	6	11
CAR	7	0	0	0	7	MTL	6	0	1	1	26	TBL	9	0	0	0	4
CGY	9	1	0	1	8	NJD	9	0	0	0	11	TOR	6	0	0	0	2
CHI	6	0	1	1	2	NSH	9	1	1	2	13	VAN	7	0	0	0	0
CBJ	10	0	0	0	4	NYI	8	0	1	1	0	VGK	7	1	2	3	0
COL	4	1	0	1	0	NYR	8	0	0	0	0	WSH	9	0	0	0	6
DAL	9	0	0	0	11	OTT	5	0	0	0	2	WPG	8	0	1	1	11
DET	9	0	3	3	7	PHI	2	0	0	0	2						

PROFESSIONAL CAREER

SEASON	TEAM	LEAGUE	GP	G	A	PTS	PIM	PP	SH	GW	S	S%	+/-	HITS	BS	TOI
2016-17	Iowa	AHL	57	0	5	5	109	0	0	0	46	0.0	-10	-	-	-
2017-18	MINNESOTA	NHL	22	0	4	4	21	0	0	0	17	0.0	10	20	25	14:32
	Iowa	AHL	49	2	10	12	74	0	0	1	50	4.0	-3	-	-	-
2018-19	MINNESOTA	NHL	71	2	5	7	64	0	0	1	67	3.0	-4	78	116	12:20
2019-20	MINNESOTA	NHL	6	0	0	0	8	0	0	0	4	0.0	-6	5	9	10:19
	Chicago	NHL	6	0	1	1	7	0	0	0	1	0.0	-2	14	12	13:32
	Iowa	AHL	6	0	2	2	4	0	0	0	5	0.0	9	-	-	-
2021-22	PHILADELPHIA	NHL	43	1	2	3	29	0	0	0	32	3.1	-3	75	67	13:05
2022-23	PHILADELPHIA	NHL	77	4	10	14	56	0	0	0	84	4.8	1	126	161	14:29
PHILADELPHIA TOTALS			120	5	12	17	85	0	0	0	116	4.3	-2	201	228	13:59
NHL TOTALS			225	7	22	29	185	0	0	1	205	3.4	-4	318	390	13:24

PROFESSIONAL PLAYOFF CAREER

SEASON	TEAM	LEAGUE	GP	G	A	PTS	PIM	PP	SH	GW	S	S%	+/-	HITS	BS	TOI
2017-18	MINNESOTA	NHL	5	0	2	2	7	0	0	0	5	0.0	1	4	14	17:23
NHL TOTALS			5	0	2	2	7	0	0	0	5	0.0	1	4	14	17:23

CAREER HIGHLIGHTS

	FLYERS	CAREER
MOST GOALS (GAME)	1 (5x)	1 (7x)
MOST ASSISTS (GAME)	2 (2/9/22 at DET)	2 (2x)
MOST POINTS (GAME)	2 (2/9/22 at DET)	3 (11/3/18 vs STL)
MOST GOALS (SEASON)	4 (2022-23)	4 (2022-23)
MOST ASSISTS (SEASON)	10 (2022-23)	10 (2022-23)
MOST POINTS (SEASON)	14 (2022-23)	14 (2022-23)
LONGEST GOAL-SCORING STREAK	None	None
LONGEST ASSIST-SCORING STREAK	2 GAMES (2x)	2 GAMES (2x)
LONGEST POINT-SCORING STREAK	3 GAMES (12/23-12/31/22)	3 GAMES (12/23-12/31/22)



18

MARC
STAAL

DEFENSEMAN

SHOOTS: LEFT

HT: 6-4 | WT: 208

BORN: 1/13/87

THUNDER BAY, ON, CAN



2022-23 HIGHLIGHTS

Played in the Stanley Cup Finals and was one of four defensemen to average above 20 minutes per game (20:56).

One of six Panthers players to play in all 82 regular season games.

Ranked third on the team in shorthanded TOI/game (2:34).

Ranked T-6th among Panthers skaters in plus/minus rating.

Skated season-high 23:21 vs. SJS (2/9/23).

CAREER

2021-22:

Ranked T-3rd among Red Wings defenseman in points.

Ranked fifth among Red Wings skaters in hits and blocked shots.

Missed games due to an upper-body injury (3/25-3/30/22).

Skated in 1,000th career NHL game (3/12/22).

Was placed in COVID protocol (4/26-6/1/22).

2020-21:

Was placed in COVID protocol (12/6-12/15/20).

2019-20:

Served as alternate captain for 10th straight season.

Missed games due to an upper-body injury (1/11-1/13/20).

Missed games due to an ankle injury (11/9-12/6/20).

2017-18

Marked his fourth consecutive season with a plus-rating.

2014-15

Established a career high in blocked shots.

2013-14

Took his first NHL faceoff, going 1-for-1 (100.0%).

2010-11:

Set a career-high in points and assists.

Recorded a career-high three-game goal streak (3g) (3/30-4/3/11).

Matched his season-high four-game point streak (2-3=5) (12/11-12/16/10).

Named to the 2011 NHL All-Star Team.

Nominated for the James Norris Memorial Trophy (finished 16th).

2009-10:

Set a career high in goals.

Established a four-game point streak (1-3=4) (11/27-12/5/09).

Recorded a career-high eight even-strength goals.

2008-09:

Logged a career-high 189 hits.

Named to NHL Young Stars Roster.

2007-08:

Voted 12th place for the Calder Memorial Trophy.

Named to NHL Young Stars Roster.

Scored first NHL goal at NJD (11/14/07).

Recorded first NHL point (assist) vs. WSH (11/1/07).

Made NHL debut vs. FLA (10/4/07).

CAREER TRANSACTIONS

Signed one-year contract as a free agent with Philadelphia, July 3, 2023; Signed one-year contract as a free agent with Florida, July 13, 2022; Signed one-year contract extension with Detroit, July 25, 2021; Traded to Detroit, Sept. 26, 2020; Signed six-year contract extension with New York Rangers, Jan. 18, 2015; Signed five-year contract with New York Rangers, Sept. 15, 2010; Signed three-year entry-level contract with New York Rangers, Sept. 21, 2005; Selected by New York Rangers in the first round (12th overall) of 2005 NHL Draft.

Signed through 2023-24. Becomes an unrestricted free agent 2024-25.

PERSONAL

Wife, Lindsay, and daughters, Emily and Anna, and son, Jack.

Favorite city to play in besides Philadelphia is Vancouver.

If his life had a theme song it would be "Great Day To Be Alive" by Travis Scott.

Besides hockey, grew up playing golf and likes to watch football.

VS. NHL

TEAM	GP	G	A	PTS	PIM	TEAM	GP	G	A	PTS	PIM	TEAM	GP	G	A	PTS	PIM
ANA	23	1	6	7	6	EDM	22	3	4	7	16	PIT	59	3	12	15	44
ARI	22	2	2	4	8	FLA	46	3	7	10	20	SEA	21	2	4	6	8
BOS	49	2	6	8	20	LAK	22	0	2	2	10	SJS	4	0	1	1	2
BUF	44	1	6	7	10	MIN	20	1	2	3	12	STL	20	0	0	0	6
CAR	19	0	2	2	4	MTL	46	0	7	7	26	TBL	52	5	8	13	20
CGY	60	2	5	7	26	NJD	27	4	3	7	10	TOR	44	3	15	18	19
CHI	30	1	8	9	26	NSH	63	3	7	10	22	VAN	22	1	1	2	8
CBJ	22	1	3	4	6	NYI	62	5	15	20	34	VGK	8	0	1	1	4
COL	43	2	6	8	20	NYR	6	0	2	2	2	WSH	48	2	10	12	21
DAL	29	0	6	6	8	OTT	41	1	9	10	43	WPG	36	4	5	9	16
DET	27	0	5	5	14	PHI	64	0	7	7	32						

PROFESSIONAL CAREER

SEASON	TEAM	LEAGUE	GP	G	A	PTS	PIM	PP	SH	GW	S	S%	+/-	HITS	BS	TOI
2007-08	NY RANGERS	NHL	80	2	8	10	42	0	0	0	78	2.6	2	124	62	18:48
2008-09	NY RANGERS	NHL	82	3	12	15	64	0	0	1	96	3.1	-7	189	75	21:08
2009-10	NY RANGERS	NHL	82	8	19	27	44	0	0	2	78	10.3	11	178	97	23:08
2010-11	NY RANGERS	NHL	77	7	22	29	50	4	2	2	116	6.0	8	140	109	25:44
2011-12	NY RANGERS	NHL	46	2	3	5	16	1	0	0	61	3.3	-7	55	68	19:54
2012-13	NY RANGERS	NHL	21	2	9	11	14	1	0	0	20	10.0	4	47	36	24:27
2013-14	NY RANGERS	NHL	72	3	11	14	24	1	0	0	92	3.3	-1	83	84	20:31
2014-15	NY RANGERS	NHL	80	5	15	20	42	0	0	0	97	5.2	18	99	123	21:08
2015-16	NY RANGERS	NHL	77	2	13	15	36	0	0	1	65	3.1	2	65	120	19:41
2016-17	NY RANGERS	NHL	72	3	7	10	34	0	0	0	70	4.3	9	89	97	19:11
2017-18	NY RANGERS	NHL	72	1	7	8	18	0	0	0	68	1.5	11	76	96	18:32
2018-19	NY RANGERS	NHL	79	3	10	13	32	0	0	0	84	3.6	-9	94	119	19:25
2019-20	NY RANGERS	NHL	52	2	9	11	16	0	0	0	46	4.3	5	69	76	17:39
2020-21	DETROIT	NHL	56	3	7	10	20	0	0	0	53	5.7	-5	58	45	18:25
2021-22	DETROIT	NHL	71	3	13	16	28	0	0	1	76	3.9	-1	94	75	17:25
2022-23	FLORIDA	NHL	82	3	12	15	43	0	0	0	55	5.5	10	152	122	18:12
NHL TOTALS			1101	52	177	229	523	7	2	7	1155	4.5	50	1612	1404	20:07

PROFESSIONAL PLAYOFF CAREER

SEASON	TEAM	LEAGUE	GP	G	A	PTS	PIM	PP	SH	GW	S	S%	+/-	HITS	BS	TOI
2007-08	NY RANGERS	NHL	10	1	2	3	8	0	0	1	11	9.1	4	27	13	22:21
2008-09	NY RANGERS	NHL	7	1	0	1	0	0	0	0	4	25.0	-3	20	11	21:33
2010-11	NY RANGERS	NHL	5	0	1	1	0	0	0	0	5	0.0	-3	10	15	28:01
2011-12	NY RANGERS	NHL	20	3	3	6	12	2	0	1	30	10.0	0	36	39	25:18
2012-13	NY RANGERS	NHL	1	0	0	0	0	0	0	0	-	-	-1	0	0	17:17
2013-14	NY RANGERS	NHL	25	1	4	5	6	0	0	0	27	3.7	0	32	53	21:49
2014-15	NY RANGERS	NHL	19	0	1	1	10	0	0	0	12	0.0	-8	16	29	20:41
2015-16	NY RANGERS	NHL	5	0	2	2	4	0	0	0	5	0.0	-1	5	6	19:09
2016-17	NY RANGERS	NHL	12	0	0	0	2	0	0	0	12	0.0	-1	25	23	19:15
2019-20	NY RANGERS	NHL	3	1	0	1	0	0	1	0	3	33.3	-4	7	4	14:21
2022-23	FLORIDA	NHL	21	0	0	0	10	0	0	0	17	0.0	0	37	27	20:56
NHL TOTALS			128	7	13	20	52	2	1	2	126	5.6	-17	215	220	21:46

CAREER HIGHLIGHTS

	FLYERS	CAREER
MOST GOALS (GAME)	N/A	2 (3/15/22 at EDM)
MOST ASSISTS (GAME)	N/A	2 (12x)
MOST POINTS (GAME)	N/A	2 (21x)
MOST GOALS (SEASON)	N/A	8 (2009-10)
MOST ASSISTS (SEASON)	N/A	22 (2010-11)
MOST POINTS (SEASON)	N/A	29 (2010-11)
LONGEST GOAL-SCORING STREAK	N/A	3 GAMES (3/30-4/3/10)
LONGEST ASSIST-SCORING STREAK	N/A	3 GAMES (3/15-3/24/11)
LONGEST POINT-SCORING STREAK	N/A	4 GAMES (12/11-12/16/10)



74

**OWEN
TIPPETT**

RIGHT WING

SHOOTS: RIGHT

HT: 6-1 | WT: 210

BORN: 2/16/99

PETERBOROUGH, ON, CAN



2022-23 HIGHLIGHTS

Set career highs in games played, goals, assists, points, PPG, GWG, faceoff win percentage and shots.

Recipient of the Pelle Lindbergh Memorial Trophy for Most Improved Flyer.

Logged 14 multi-point games (19-11=30) and four multi-goal games (9-0=9).

Ranked T-15th among NHL skaters in blocked shots (69).

Posted a three-game point streak (2-1=3) (3/25-3/30/23).

Recorded his first career NHL hat trick vs. BUF (3/17/23).

Registered 20-plus minutes TOI for first time in career vs. DAL (11/1/22).

Missed five games due to upper-body injury (10/15-10/23/23).

CAREER

2021-22:

Finished second among Flyers skaters in faceoff win percentage.

Scored his first Flyers goal at NYR (4/3/22).

Made his Flyers debut vs. NYI (3/20/22).

Recorded a game-high plus-three rating for the first time in his NHL career vs. NYI (10/16/21).

2020-21:

Recorded four points (3-1=4) a career-high four-game point streak (3/9-3/15/21).

2019-20:

Named to the AHL All-Star Game.

Named AHL Rookie of the Month for January 2020.

2018-19:

Appeared in OHL Playoff with Saginaw where he recorded 11 goals and 11 assists

Collected four four-point games and two hat tricks.

2017-18:

Made NHL debut at PHI (10/17/17).

Scored his first NHL goal vs. ANA (10/26/17).

CAREER TRANSACTIONS

Signed two-year contract with Philadelphia, July 29, 2022; Traded to Philadelphia, March 19, 2022; Signed three-year entry-level contract with Florida, July 19, 2017; Selected by Florida in the first round (10th overall) of the 2017 NHL Draft.

Signed through 2023-24 season. Becomes a restricted free agent 2024-25.

PERSONAL

If his life had a theme song it would be "Congratulations" by Post Malone.

His favorite city to play in besides Philadelphia is Toronto.

Lists fajitas/tacos as his favorite food.

Would want Wade Allison to play him in a movie.

VS. NHL

TEAM	GP	G	A	PTS	PIM	TEAM	GP	G	A	PTS	PIM	TEAM	GP	G	A	PTS	PIM
ANA	4	1	0	1	0	EDM	3	2	1	3	0	PIT	7	0	2	2	2
ARI	4	1	3	4	2	FLA	2	0	1	1	0	SEA	2	1	1	2	0
BOS	5	3	1	4	0	LAK	3	1	2	3	0	SJS	4	1	1	2	0
BUF	6	4	0	4	0	MIN	4	1	0	1	2	STL	5	1	2	3	6
CAR	3	0	0	0	0	MTL	6	4	1	5	0	TBL	13	1	3	4	2
CGY	12	1	3	4	0	NJD	7	1	2	3	0	TOR	5	1	0	1	0
CHI	11	3	3	6	2	NSH	6	1	1	2	2	VAN	2	0	0	0	2
CBJ	5	1	0	1	0	NYI	7	0	1	1	2	VGK	3	0	0	0	0
COL	15	8	2	10	6	NYR	7	2	2	4	0	WSH	8	1	2	3	2
DAL	7	1	5	6	0	OTT	5	2	1	3	0	WPG	4	1	2	3	2
DET	14	0	2	2	2	PHI	3	1	0	1	0						

PROFESSIONAL CAREER


SEASON	TEAM	LEAGUE	GP	G	A	PTS	PIM	PP	SH	GW	S	S%	+/-	TF	F%	TOI
2017-18	FLORIDA	NHL	7	1	0	1	0	0	0	0	17	5.9	-6	2	0.0	11:07
	Springfield	AHL	5	1	1	2	2	0	0	0	11	9.1	2	-	-	-
	Mississauga	OHL	51	36	39	75	30	11	0	4	-	-	1	-	-	-
2018-19	Mississauga	OHL	23	19	14	33	10	4	1	4	-	-	7	-	-	-
	Saginaw	OHL	31	14	27	41	8	1	1	2	-	-	21	-	-	-
2019-20	Springfield	AHL	46	19	21	40	18	7	0	4	124	15.3	12	-	-	-
2020-21	FLORIDA	NHL	45	7	11	18	6	2	0	2	86	8.1	-5	2	66.7	11:29
2021-22	FLORIDA	NHL	42	6	7	14	10	0	0	0	73	8.2	2	19	36.5	12:32
	PHILADELPHIA	NHL	21	4	3	7	2	1	0	1	53	7.6	-4	2	66.7	15:12
	Charlotte	AHL	12	6	12	18	2	2	0	0	34	17.6	-1	-	-	-
2022-23	PHILADELPHIA	NHL	77	27	22	49	16	8	0	4	231	11.7	-17	19	63.3	17:26
PHILADELPHIA TOTALS			98	31	25	56	18	9	0	5	284	10.9	-21	33	63.6	16:57
NHL TOTALS			192	45	44	89	34	11	0	7	460	9.8	-30	90	46.7	14:29

PROFESSIONAL PLAYOFF CAREER

SEASON	TEAM	LEAGUE	GP	G	A	PTS	PIM	PP	SH	GW	S	S%	+/-	TF	F%	MIN
2020-21	FLORIDA	NHL	6	1	3	4	0	0	0	0	14	7.1	-1	5	60.0	13:38
NHL TOTALS			6	1	3	4	0	0	0	0	14	7.1	-1	5	60.0	13:38

CAREER HIGHLIGHTS

	FLYERS	CAREER
MOST GOALS (GAME)	3 (3/17/23 vs. BUF)	3 (3/17/23 vs. BUF)
MOST ASSISTS (GAME)	2 (3/18/23 vs. CAR)	2 (2x)
MOST POINTS (GAME)	3 (3/17/23 vs. BUF)	3 (3/17/23 vs. BUF)
MOST GOALS (SEASON)	27 (2022-23)	27 (2022-23)
MOST ASSISTS (SEASON)	22 (2022-23)	22 (2022-23)
MOST POINTS (SEASON)	49 (2022-23)	49 (2022-23)
LONGEST GOAL-SCORING STREAK	3 GAMES (4/9-4/13/23)	3 GAMES (4/9-4/13/23)
LONGEST ASSIST-SCORING STREAK	3 GAMES (11/6-11/9/21)	3 GAMES (11/6-11/9/21)
LONGEST POINT-SCORING STREAK	4 GAMES (11/13-11/19/22)	4 GAMES (2x)



26

SEAN WALKER

DEFENSEMAN

SHOOTS: RIGHT

HT: 5-11 | WT: 191

BORN: 11/13/94

KESWICK, ON, CAN

2022-23 HIGHLIGHTS

Matched career high in games played.

Ranked T-4th among Kings skaters in blocked shots (104).

Recorded first career GWG vs. BUF (2/13/23).

CAREER

2021-22:

Missed most of the season due to a lower-body injury.

2020-21:

Ranked second among Kings defensemen in scoring.

Ranked T-6th on the team in points and seventh in even-strength points (17) and shots.

Tallied six points (2-4=6) in season-high three-game point streak (5/5-5/8/21).

2019-20:

Set career highs in points, assists, goals.

One of four Kings players to skate in all 70 contests.

Ranked fourth on the team in blocked shots (84) and fifth in assists.

2018-19:

Netted first NHL goal at COL (12/31/18).

Made NHL debut and tallied first NHL point (assist) at DAL (10/23/18).

Registered nine points (1-8=9) in career-high six-game AHL point streak (11/21-12/2/18).

Tallied career-high three points (2-1=3) at Colorado (10/20/18).

2017-18:

Led Ontario defensemen in assists and scoring.

Ranked second on the team in shots, fifth in assists and T-5th in PPG.

Tallied five points (1-4=5) in four-game point streak (2/10-2/21/18).

CAREER TRANSACTIONS

Traded to Philadelphia, June 6, 2023; Signed four-year contract with Los Angeles, Sept. 11, 2020; Signed two-year entry-level contract with Los Angeles, July 2, 2018.

Signed through 2023-24. Becomes an unrestricted free agent 2024-25.

PERSONAL

List Post Malone as one of his favorite artists.

Besides hockey, grew up playing soccer and enjoys watching football.

Would want Zac Efron to play him in a movie.

Lists "The Office" as one of his favorite TV shows.



VS. NHL

TEAM	GP	G	A	PTS	PIM	TEAM	GP	G	A	PTS	PIM	TEAM	GP	G	A	PTS	PIM
ANA	13	1	2	3	0	EDM	9	0	1	1	10	PIT	5	0	3	3	4
ARI	12	1	5	6	8	FLA	6	0	0	0	4	SEA	14	0	1	1	8
BOS	4	0	0	0	0	LAK	0	0	0	0	0	SJS	4	0	1	1	4
BUF	5	1	0	1	0	MIN	13	1	3	4	2	STL	15	0	4	4	2
CAR	9	2	3	5	2	MTL	4	0	0	0	2	TBL	5	0	2	2	0
CGY	5	0	0	0	2	NJD	7	0	1	1	6	TOR	4	0	0	0	0
CHI	6	2	1	3	0	NSH	4	0	0	0	0	VAN	8	1	2	3	4
CBJ	16	4	4	8	8	NYI	4	0	2	2	6	VGK	19	1	5	6	8
COL	5	0	3	3	6	NYR	5	1	0	1	0	WSH	2	0	0	0	0
DAL	8	0	3	3	2	OTT	4	0	1	1	0	WPG	7	1	1	2	4
DET	4	0	1	1	0	PHI	6	0	2	2	0						

PROFESSIONAL CAREER

SEASON	TEAM	LEAGUE	GP	G	A	PTS	PIM	PP	SH	GW	S	S%	+/-	HITS	BS	TOI
2017-18	Ontario	AHL	64	7	21	28	59	3	0	1	161	4.3	17	-	-	-
2018-19	LOS ANGELES	NHL	39	3	7	10	8	1	0	0	55	5.5	-8	43	40	15:26
	Ontario	AHL	22	6	11	17	18	1	0	2	78	7.7	5	-	-	-
2019-20	LOS ANGELES	NHL	70	5	19	24	26	0	0	0	127	3.9	-12	81	84	18:50
2020-21	LOS ANGELES	NHL	47	5	13	18	18	0	0	0	92	5.4	-13	43	72	18:10
2021-22	LOS ANGELES	NHL	6	0	2	2	4	0	0	0	18	0.0	-1	9	9	18:22
2022-23	LOS ANGELES	NHL	70	3	10	13	36	0	0	1	94	3.2	-3	77	104	14:50
NHL TOTALS			232	16	51	67	92	1	0	1	386	4.1	-37	253	309	16:54

PROFESSIONAL PLAYOFF CAREER

SEASON	TEAM	LEAGUE	GP	G	A	PTS	PIM	PP	SH	GW	S	S%	+/-	HITS	BS	TOI
2017-18	Ontario	AHL	4	1	1	2	0	0	0	0	13	7.7	-1	-	-	-
2022-23	LOS ANGELES	NHL	2	0	0	0	0	0	0	0	1	0.0	-1	4	1	13:44
NHL TOTALS			2	0	0	0	0	0	0	0	1	0.0	-1	4	1	13:44

CAREER HIGHLIGHTS

	FLYERS	CAREER
MOST GOALS (GAME)	N/A	1 (16x)
MOST ASSISTS (GAME)	N/A	2 (3x)
MOST POINTS (GAME)	N/A	3 (5/5/21 vs. ARI)
MOST GOALS (SEASON)	N/A	5 (2x)
MOST ASSISTS (SEASON)	N/A	19 (2019-20)
MOST POINTS (SEASON)	N/A	24 (2019-20)
LONGEST GOAL-SCORING STREAK	N/A	2 GAMES (10/8-10/9/19)
LONGEST ASSIST-SCORING STREAK	N/A	3 GAMES (5/5-5/8/21)
LONGEST POINT-SCORING STREAK	N/A	4 GAMES (10/8-10/13/19)



8

CAM
YORK

DEFENSEMAN

SHOOTS: LEFT

HT: 6-0 | WT: 194

BORN: 1/5/01

ANAHEIM, CA, USA

2022-23 HIGHLIGHTS

Recorded career highs in assists and points.

Ranked second among Flyers defensemen in points & points-per-game (0.37).

Finished fifth in TOI among club skaters.

Logged career-high 26:29 TOI vs. BOS (4/9/23).

Post career-high plus-3 rating in a single game twice: at ARI (12/11/22) & at CGY (2/20/23).

Set career-high three-game NHL point streak (12/31/22-1/5/23).

Named an AHL All-Star (1/11/22).

Matched AHL career-high three-game point streak twice: 11/5-11/12/22 & 11/20-11/26/22.

CAREER

2021-22:

Set a career high in goals and PPP (4).

Led Flyers rookie defenseman and ranked second among Flyers rookies in points.

Set career-high three-game AHL point streak (2/26-3/4/22).

Scored first NHL goal vs. NYR (1/15/22).

Tallied first NHL point (assist) vs. SJ (1/8/22).

2020-21:

Made NHL debut at WSH (5/7/21).

CAREER TRANSACTIONS

Selected by Philadelphia in the first round (14th overall) of the 2019 NHL Draft.

Signed through 2024-25. Becomes a restricted free agent 2025-26.

PERSONAL

His favorite city to play in besides Philadelphia is Anaheim.

If his life had a theme song it would be "Started From The Bottom" by Drake.

He can tie any type of fishing knot as a hidden talent.

Besides hockey, he grew up playing football and basketball and enjoys watching tennis.



VS. NHL

TEAM	GP	G	A	PTS	PIM	TEAM	GP	G	A	PTS	PIM	TEAM	GP	G	A	PTS	PIM
ANA	4	0	3	3	2	EDM	2	0	0	0	0	PIT	3	0	0	0	4
ARI	2	0	1	1	0	FLA	2	0	1	1	0	SEA	2	0	1	1	2
BOS	3	0	0	0	0	LAK	3	0	1	1	2	SJS	2	0	0	0	0
BUF	4	0	1	1	0	MIN	3	0	1	1	0	STL	2	0	3	3	4
CAR	1	0	1	1	2	MTL	3	0	1	1	0	TBL	1	0	1	1	0
CGY	4	0	1	1	0	NJD	3	1	0	1	2	TOR	3	0	0	0	0
CHI	2	0	0	0	0	NSH	2	0	0	0	0	VAN	1	0	0	0	0
CBJ	2	1	1	2	0	NYI	6	0	1	1	0	VGK	2	0	0	0	0
COL	5	0	3	3	4	NYR	4	2	1	3	0	WSH	5	0	0	0	2
DAL	2	0	0	0	0	OTT	2	1	1	2	0	WPG	3	0	2	2	0
DET	4	0	0	0	0	PHI	0	0	0	0	0						

PROFESSIONAL CAREER


SEASON	TEAM	LEAGUE	GP	G	A	PTS	PIM	PP	SH	GW	S	S%	+/-	HITS	BS	TOI
2020-21	PHILADELPHIA	NHL	3	0	0	0	0	0	0	0	1	0.0	-1	1	2	19:47
	Lehigh Valley	AHL	8	2	3	5	4	1	0	1	15	13.3	-2	-	-	-
2021-22	PHILADELPHIA	NHL	30	3	7	10	6	1	0	0	33	9.1	-14	20	40	19:05
	Lehigh Valley	AHL	34	2	10	12	12	0	0	0	36	5.6	-8	-	-	-
2022-23	PHILADELPHIA	NHL	54	2	18	20	18	0	0	0	42	4.8	-1	44	69	19:39
	Lehigh Valley	AHL	20	3	10	13	4	2	0	2	34	8.8	-1	-	-	-
PHILADELPHIA/NHL TOTALS			87	5	25	30	24	1	0	0	76	6.6	-16	65	111	19:27

PROFESSIONAL PLAYOFF CAREER

SEASON	TEAM	LEAGUE	GP	G	A	PTS	+/-	PIM	PP	SH	GW	S	S%	HITS	BS	TOI
NO NHL PLAYOFF EXPERIENCE																

CAREER HIGHLIGHTS

	FLYERS	CAREER
MOST GOALS (GAME)	1 (5x)	1 (5x)
MOST ASSISTS (GAME)	2 (2x)	2 (2x)
MOST POINTS (GAME)	2 (3x)	2 (3x)
MOST GOALS (SEASON)	3 (2021-22)	3 (2021-22)
MOST ASSISTS (SEASON)	18 (2022-23)	18 (2022-23)
MOST POINTS (SEASON)	20 (2022-23)	20 (2022-23)
LONGEST GOAL-SCORING STREAK	None	None
LONGEST ASSIST-SCORING STREAK	3 GAMES (12/31/22-1/5/23)	3 GAMES (12/31/22-1/5/23)
LONGEST POINT-SCORING STREAK	3 GAMES (12/31/22-1/5/23)	3 GAMES (12/31/22-1/5/23)



5

**EGOR
ZAMULA**

DEFENSEMAN

SHOOTS: LEFT

HT: 6-3 | WT: 200

BORN: 3/30/00

CHELYABINSK, RUS

2022-23 HIGHLIGHTS

Ranked third among Flyers rookies in blocked shots.

Ranked third among Phantoms defensemen in assists.

Posted season-high three-game AHL point streak (3a) (12/9-12/16/22).

Tallied first NHL point (assist) at TBL (10/18/22).

CAREER

2021-22:

Ranked fourth among Flyers rookie defensemen in TOI/GP.

Skated career-high 22:01 vs. NYR (4/13/22).

Registered six points (1-5=6) in four-game AHL point streak (3/18-3/26/22).

Tallied career-high three assists/points at Springfield (3/19/22).

2020-21:

Represented Russia at the 2020 U20 World Junior Championship and recorded five points (2-3=5) in seven games.

Made NHL debut vs. NJD (4/27/21).

Tallied season-high two points (2a) at Binghamton (4/23/21).

CAREER TRANSACTIONS

Signed one-year contract extension with Philadelphia, May 2, 2023; Signed three-year entry-level contract with Philadelphia, Sept. 20, 2018.

Signed through 2023-24. Becomes a restricted free agent 2024-25.

PERSONAL

Besides hockey, grew up playing volleyball and soccer.

Lists watching/binging TV shows as a guilty pleasure.

His favorite city to play in besides Philadelphia is New York.

Lists Adele as one of his favorite artists.



PROFESSIONAL CAREER

TEAM	GP	G	A	PTS	PIM	TEAM	GP	G	A	PTS	PIM	TEAM	GP	G	A	PTS	PIM
ANA	-	-	-	-	-	EDM	-	-	-	-	-	PIT	2	0	0	0	0
ARI	-	-	-	-	-	FLA	3	0	2	2	0	SEA	1	0	0	0	0
BOS	-	-	-	-	-	LAK	-	-	-	-	-	SJS	-	-	-	-	-
BUF	2	0	0	0	0	MIN	1	0	0	0	2	STL	-	-	-	-	-
CAR	-	-	-	-	-	MTL	1	0	0	0	0	TBL	2	0	1	1	0
CGY	-	-	-	-	-	NJD	1	0	1	1	0	TOR	2	0	0	0	0
CHI	1	0	0	0	0	NSH	3	0	0	0	0	VAN	1	0	0	0	0
CBJ	-	-	-	-	-	NYI	1	0	0	0	0	VGK	-	-	-	-	-
COL	-	-	-	-	-	NYR	1	0	0	0	2	WSH	-	-	-	-	-
DAL	-	-	-	-	-	OTT	2	0	0	0	2	WPG	1	0	0	0	0
DET	1	0	0	0	0	PHI	-	-	-	-	-						

PROFESSIONAL CAREER

SEASON	TEAM	LEAGUE	GP	G	A	PTS	PIM	PP	SH	GW	S	S%	+/-	HITS	BS	TOI
2020-21	PHILADELPHIA	NHL	2	0	0	0	0	0	0	0	5	0.0	1	1	1	17:04
	Lehigh Valley	AHL	25	0	6	6	8	0	0	0	23	0.0	1	-	-	-
2021-22	PHILADELPHIA	NHL	10	0	0	0	4	0	0	0	4	0.0	-6	5	19	16:21
	Lehigh Valley	AHL	58	4	25	29	16	1	0	1	97	4.1	2	-	-	-
2022-23	PHILADELPHIA	NHL	14	0	4	4	2	0	0	0	8	0.0	0	9	13	13:23
	Lehigh Valley	AHL	44	1	18	19	14	0	0	0	64	1.6	-4	-	-	-
PHILADELPHIA/NHL TOTALS			26	0	4	4	6	0	0	0	17	0.0	-5	15	33	14:48

PROFESSIONAL PLAYOFF CAREER

SEASON	TEAM	LEAGUE	GP	G	A	PTS	+/-	PIM	PP	SH	GW	S	S%	HITS	BS	TOI
NO NHL PLAYOFF EXPERIENCE																

CAREER HIGHLIGHTS

	FLYERS	CAREER
MOST GOALS (GAME)	None	None
MOST ASSISTS (GAME)	2 (3/21/23 vs. FLA)	2 (3/21/23 vs. FLA)
MOST POINTS (GAME)	2 (3/21/23 vs. FLA)	2 (3/21/23 vs. FLA)
MOST GOALS (SEASON)	None	None
MOST ASSISTS (SEASON)	4 (2022-23)	4 (2022-23)
MOST POINTS (SEASON)	4 (2022-23)	4 (2022-23)
LONGEST GOAL-SCORING STREAK	None	None
LONGEST ASSIST-SCORING STREAK	None	None
LONGEST POINT-SCORING STREAK	None	None



IN THE SYSTEM



EMIL ANDRAE DEFENSEMAN

Shoots: Left | **Height:** 5-9 | **Weight:** 189

Born: February 23, 2002; Vastervik, Sweden

Acquired: Selected in the second round (54th overall) of the 2020 NHL Draft.

2022-23: Netted his first career AHL goal vs. Hartford (4/1)...Signed three-year ELC with Philadelphia on March 27 and finished the season on an AHL try-out basis with Lehigh Valley...Tallied an assist in his AHL debut at Wilkes-Barre/Scranton (3/25)...Ranked T-1st on HV71 in blocks (42), second in PPG (3) and ATOI (20:29), third in assists, fourth in hits (47), and fifth in points...Posted career-high 25:55 TOI (1/7)...Collected a

four-game point streak (1g, 6a), 12/3-12/17...Tied team record for single-game assists by a defenseman with four in 6-3 win over Rogle (12/3)... **2021-22:** Named Best Junior in the HockeyAllsvenskan while leading all Juniors in assists and points...Added 11 points (3g, 8a) in 10 playoff games to help lead HV71 to a league championship and promotion to the SHL...Served as Captain of Team Sweden at the 2022 World Junior Championship and collected eight points (4g, 4a) in seven games (bronze medal)...Led defensemen in goals at the U20 WJC and was named to the tournament All-Star team... **2020-21:** Spent the majority of his season with HV71 in the SHL... Loaned to Vasterviks IK of HockeyAllsvenskan...Named to Team Sweden for the 2021 World Junior Championship and collected one assist in five games... **2019-20:** Led J20 SuperElit junior league defensemen in points...Earned a bronze medal as Captain of Team Sweden at the 2019 Hlinka Gretzky Cup and posted four assists in five games.

SEASON	CLUB	LEAGUE	REGULAR SEASON						PLAYOFFS				
			GP	G	A	PTS	PIM	GP	G	A	PTS	PIM	
2019-20	HV71 Jonkoping	SweHL	10	0	0	0	4	-	-	-	-	-	
	HV71 Jr.	Swe-Jr.	40	11	27	38	82	-	-	-	-	-	
2020-21	HV71 Jonkoping	SweHL	31	0	7	7	6	-	-	-	-	-	
	Vasterviks IK	Swe-1	15	3	3	6	4	-	-	-	-	-	
	HV71 Jr.	Swe-Jr.	1	0	1	1	0	-	-	-	-	-	
2021-22	HV71 Jonkoping	Swe-1	41	9	24	33	18	10	3	8	11	10	
2022-23	Lehigh Valley	AHL	10	2	4	6	6	3	0	0	0	4	
	HV71 Jonkoping	SweHL	51	6	20	26	67	-	-	-	-	-	



RONNIE ATTARD DEFENSEMAN

Shoots: Right | **Height:** 6-4 | **Weight:** 221


Born: March 20, 1999; White Lake, Michigan

Acquired: Selected in the third round (72nd overall) of the 2019 NHL Draft.

2022-23: Ranked first in goals, assists and points among Phantoms defensemen and T-7th in goals, seventh in assists and eighth in points among the team...Recorded a point in back-to-back games nine times...Collected his fifth multi-goal game (1g, 1a) at Bridgeport (4/12)...Posted a career-high three-game point streak (1, 2a) from 3/17-3/31...Represented the Phantoms at the AHL All-Star game (2/6)...Collected his first AHL multi-goal

and multi-point game (2g, 1a) vs. Cleveland (10/23)...Tallied his first AHL assist and point vs. Cleveland (10/22)... **2021-22:** Posted a career-high two-game point streak (1g, 1a) from 4/19-4/21...Scored first NHL goal vs. ANA (4/9)...Collected first NHL point vs. CBJ (4/5)...Made NHL debut vs. TOR (4/2) and recorded two hits and one block...Signed a three-year ELC with PHI on Mar. 29...Named NCHC Best Offensive Defenseman... Collected a three-point game (1g, 2a) vs. Omaha (3/12)...Recorded a career-high four-game point streak (4g, 4a) from 1/28-2/5, including his second hat trick in a four-point game (3g, 1a) vs. Colorado College (2/4)...Posted first collegiate hat trick and four-point game (3g, 1a) at Colgate (10/29)... **2020-21:** Nominated for the Hobey Baker...Named the NCHC Best Offensive Defenseman...Named to the NCAA First All-Star Team and NCAA First All-American Team... **2019-20:** Named to the NCHC All-Rookie Team...Named NCHC Rookie of the Week (1/27)...Recorded a three-game point streak (2g, 2a) from Jan. 18 to Jan. 25...Named NCHC Defenseman of the Week (11/4)...Tallied his first collegiate goal at Bowling Green (10/12)... Made his collegiate debut vs. Ohio State and recorded three shots (10/11).

SEASON	CLUB	LEAGUE	REGULAR SEASON						PLAYOFFS				
			GP	G	A	PTS	PIM	GP	G	A	PTS	PIM	
2016-17	Tri-City	USHL	46	3	2	5	27	-	-	-	-	-	
2017-18	Tri-City	USHL	50	8	7	15	126	2	0	0	0	6	
2018-19	Tri-City	USHL	48	30	35	65	66	6	0	1	1	8	
2019-20	Western Michigan Univ.	NCHC	30	6	8	14	29	-	-	-	-	-	
2020-21	Western Michigan Univ.	NCHC	25	8	14	22	8	-	-	-	-	-	
2021-22	PHILADELPHIA	NHL	15	2	2	4	8	-	-	-	-	-	
	Western Michigan Univ.	NCHC	39	13	23	36	24	-	-	-	-	-	
2022-23	PHILADELPHIA	NHL	2	0	0	0	0	-	-	-	-	-	
	Lehigh Valley	AHL	68	12	20	32	41	3	0	1	1	4	



LOUIE BELPEDIO

DEFENSESMAN
Shoots: Right Height: 5-11 Weight: 206
Born: May 14, 1996; Skokie, Illinois
Acquired: Signed as a free agent on July 13, 2022.

2022-23: Signed a two-year, two-way contract with the Flyers (6/24)...Ranked second among Phantoms defensemen in goals, assists and points (27) and eighth on the team in assists...Collected a four-game point streak (1g, 3a), 2/1-2/10...Posted an assist in five of six games (6a), including a three-game assist streak (3a), 12/2-12/7...**2021-22:** Ranked T-6th in assists, eighth in points and T-eighth in goals among the team...Led

Laval defensemen in goals and ranked second in assists, points and PPG (4)...Collected a four-game point streak (1g, 4) from Mar. 25 to Mar. 30... Posted a three-game point streak (1g, 2a), 2/18-2/21...**2020-21:** Led all Iowa defensemen in PPG (2) and ranked second in goals, second in points and fourth in assists...Ranked T-4th on the team in PPG... Scored a career-high two goals in a game vs. Rockford (5/7)... Appeared in one game at Los Angeles against Minnesota (2/16)...**2019-20:** Ranked second in goals and points and third in assists (15) among Iowa defensemen...Collected a four-game point streak (1g, 3a) from 12/14-12/20...**2018-19:** Scored his first AHL playoff goal at Milwaukee (4/29)...Ranked first in goals and PPG (3), third in points and fifth in assists among Iowa defensemen... Posted a career-high three-game point streak (1g, 4a) from 2/5-2/9, including a career-high three assists vs. San Antonio (2/8)...Scored his first AHL goal vs. Colorado (10/27)...**2017-18:** Made his NHL debut at SJ (4/7) and recorded two assists...Signed a two-year ELC with MIN on April 5...Posted first AHL point vs. Tucson (3/30)... Made his AHL debut at Grand Rapids (3/17)...Signed an amateur try-out contract with Iowa on March 16...Named to the NCHC Second All-Conference Team...Ranked first among Redhawks defenseman in points, T-1st on the team in assists and T-2nd in points...Led the team in PPP (17)...Earned NCHC Defenseman of the Week (2/5)... Registered three-game multi-point streak (1g, 5a) from 1/27-2/3...Earned NCHC Defenseman of the Week (11/27)...Posted six-game point streak (1g, 7a) from 11/11-12/1...Earned NCHC Defenseman of the Week honors (10/30)...**2016-17:** Missed 12 games due to injury...Named to the NCHC Academic all-Conference Team and NCHC Honorable Mention All-Conference Team...Ranked second among Redhawks defensemen in points and third on the team in PPP (14)...Earned NCHC Defenseman of the Week (10/24)...**2015-16:** Named to the NCHC Academic All-Conference Team and earned NCHC Honorable Mention All-Conference Team...Led among Miami defensemen in points and ranked first on the team in PPP (11)...Posted a four-game assist streak (4a) from 2/6-2/20...**2014-15:** Named to the NCHC All-Rookie Team and finalist for NCHC Rookie of the Year...Ranked third on the team with a plus-15 rating... Named NCHC Rookie of the Week (10/13)... Scored his first collegiate goal vs. Bowling Green (10/17).

SEASON	CLUB	LEAGUE	REGULAR SEASON					PLAYOFFS				
			GP	G	A	PTS	PIM	GP	G	A	PTS	PIM
2014-15	Miami Univ. (Ohio)	NCHC	40	6	13	19	28	-	-	-	-	-
2015-16	Miami Univ. (Ohio)	NCHC	34	4	13	17	30	-	-	-	-	-
2016-17	Miami Univ. (Ohio)	NCHC	24	6	11	17	39	-	-	-	-	-
2017-18	MINNESOTA	NHL	1	0	2	2	0	-	-	-	-	-
	Iowa	AHL	10	0	2	2	0	-	-	-	-	-
2018-19	Miami Univ. (Ohio)	NCHC	37	9	21	30	42	-	-	-	-	-
	MINNESOTA	NHL	2	0	0	0	0	-	-	-	-	-
2019-20	Iowa	AHL	70	6	15	21	50	11	1	2	3	9
	Iowa	AHL	62	5	15	20	102	-	-	-	-	-
2020-21	MINNESOTA	NHL	1	0	0	0	0	-	-	-	-	-
	Iowa	AHL	23	3	5	8	28	-	-	-	-	-
2021-22	Laval	AHL	69	11	19	30	92	15	2	8	10	20
2022-23	Lehigh Valley	AHL	70	8	19	27	81	2	0	1	1	2



IN THE SYSTEM



BOBBY BRINK RIGHT WING

Shoots: Right | Height: 5-8 | Weight: 169

Born: July 8, 2001; Minnetonka, Minnesota

Acquired: Selected in the second round (34th overall) of the 2019 NHL Draft.

2022-23: Missed 31 games due to injury...Finished the season on a career-high six-game point streak (2g, 4a)...Scored a career-high two goals vs. Wilkes-Barre/Scranton (3/31)...Scored first AHL goal at Rochester (1/6)...**2021-22:** Made NHL debut and tallied first NHL point (assist) at Washington (4/12)...Signed a three-year ELC with PHI on April 10...Named to the AHCA First-Team All-American (West), a Hobey Baker Hat Trick

finalist, the NCHC Player of the Year and the NCHC Forward of the Year...Named to the NCHC All-Conference First Team and the NCHC Academic All-Conference Team...Honored as a NCHC Distinguished Scholar-Athlete...Awarded DU's Dallas Gaume Offensive Player Award...Won the NCAA National Championship with Denver University...Led the nation in assists and points and just the second player for Denver to finish first in the country in scoring and the first since 1981-82...Was the first player in the NCAA to reach the 50-point threshold...Posted a career-high 14-game point streak (7g, 20a) from 12/31-2/25, including a career-high five-point game vs. St. Cloud State (2/4)...**2020-21:** Named to the NCHC Academic All-Conference Team and NCHC Distinguished Scholar-Athlete...Ranked T-5th on the team in assists and T-6th in points...**2019-20:** Finished second in NCHC rookie scoring...Named to the NCHC Academic All-Conference Team and NCHC All-Rookie Team...Awarded Denver's Barry Sharp Award as the Freshman of the Year...Ranked third on the team in goals and PPG (6) and sixth in assists and points...Named NCHC Rookie of the Month for January...Collected a career-high six-game point streak (3g, 4a), 1/18-2/12...Named NCHC Rookie of the Week (12/16)...Represented Team USA at the 2020 IIHF World Junior Championship and tallied two points (1g, 1a) in five games...Posted a career-high two goals and three points vs. Western Michigan (11/23)...Named the NCHC Rookie of the Month for October...Named the NCHC Rookie of the Week (10/14)...Scored first collegiate goal in debut at Alaska Fairbanks (10/5).

SEASON	CLUB	LEAGUE	REGULAR SEASON					PLAYOFFS				
			GP	G	A	PTS	PIM	GP	G	A	PTS	PIM
2019-20	Univ. of Denver	NCHC	28	11	13	24	12	-	-	-	-	-
2020-21	Univ. of Denver	NCHC	15	2	9	11	4	-	-	-	-	-
2021-22	PHILADELPHIA	NHL	10	0	4	4	0	-	-	-	-	-
2022-23	Univ. of Denver	NCHC	41	14	43	57	44	-	-	-	-	-
	Lehigh Valley	AHL	41	12	16	28	15	3	0	1	1	2



ADAM BROOKS CENTER

Shoots: Left | Height: 5-11 | Weight: 183

Born: May 6, 1996; Winnipeg, Manitoba

Acquired: Signed as a free agent on July 13, 2022.

2022-23: Ranked T-3rd in assists, seventh in points and T-7th in PPG (2)...Recorded a four-game assist streak (1g, 7a) from April 2-12...Tallied a four-game point streak (2g, 7a) from March 5-12...**2021-22:** Claimed off waivers by Vegas on November 17...Claimed off waivers by Montreal on October 11...**2020-21:** Collected a career-high three assists at Stockton (2/23)...Posted a multi-point game (1g, 1a) vs. Manitoba (2/16)...Scored

his first NHL goal vs. Edmonton (1/22)...**2019-20:** Recorded his first NHL point at Winnipeg (1/2) to start a three-game assist streak from Jan. 2-8...Made his NHL debut vs. NY Rangers (12/28)...Scored his first AHL hat trick (3g, 1a) vs. Utica (12/1)...**2018-19:** Ranked T-2nd among the team in PPG (8), fourth in goals, sixth in points and eighth in assists...Collected a career-high four-game point streak twice from Feb. 23 to March 6 (2g, 2a) and Nov. 18-28 (1g, 4a)...**2017-18:** Scored his first AHL goal vs. Belleville (12/31)...**2016-17:** Totaled 335 points (119g, 216a), 21 PPG, nine SHG and 16 GWG in 317 career games with the Regina Pats (WHL)...Registered 49 points (16g, 33a), four PPG, two SHG and seven GWG in 42 career WHL playoff contests...Led the WHL in 2016-17 in assists (87), ranked second in points (130) and T-6th in goals (43)...Named Bill Hickey Most Popular Player twice (2015-16, 2016-17)...Led the WHL in 2015-16 in points (120) and T-1st in assists (82)...Named Regina's Player of the Year in 2015-16.

SEASON	CLUB	LEAGUE	REGULAR SEASON					PLAYOFFS				
			GP	G	A	PTS	PIM	GP	G	A	PTS	PIM
2017-18	Toronto	AHL	57	8	11	19	2	20	2	4	6	4
2018-19	Toronto	AHL	61	21	19	40	28	13	6	2	8	6
2019-20	TORONTO	NHL	7	0	3	3	0	-	-	-	-	-
	Toronto	AHL	29	9	11	20	19	-	-	-	-	-
2020-21	TORONTO	NHL	11	4	1	5	0	2	0	0	0	2
	Toronto	AHL	17	4	9	13	6	-	-	-	-	-
2021-22	MONTREAL	NHL	4	0	1	1	0	-	-	-	-	-
	VEGAS	NHL	7	2	0	2	2	-	-	-	-	-
	WINNIPEG	NHL	14	0	0	0	0	-	-	-	-	-
2022-23	Henderson	AHL	5	0	3	3	0	-	-	-	-	-
	Lehigh Valley	AHL	54	10	25	35	31	3	1	2	3	2



ELLIOT DESNOYERS LEFT WING

Shoots: Left | Height: 5-10 | Weight: 186

Born: January 21, 2002; Saint-Hyacinthe, Quebec

Acquired: Selected in the fifth round (135th overall) of the 2020 NHL Draft.

2022-23: Led Lehigh Valley in goals and SHG (2), ranked third in points and PPG (6) and sixth in assists (21)... Made his NHL debut at New Jersey (2/25)... Collected a career-high four-point game (1g, 3a) vs. Hartford (2/19)... Recorded a four-game point streak (3g, 4a) from Feb. 1-14... Recorded a four-game point streak (3g, 1a) from Oct. 15-23, including a three-game goal streak from Oct. 15-22... Made his AHL debut and scored his first AHL goal at Wilkes-Barre/Scranton (10/15)... **2021-22:** Collected a career-high 15-game point streak (15g, 13a) from March 27 to May 1, including a nine-game assist streak (11a) from April 5-23 and a seven-game goal streak (10g) from April 14-May 1... Recorded a four-goal game at Rimouski (2/8)... Collected a nine-game point streak (6g, 10a) from Nov. 6-27... Tallied a hat trick in a five-point game (3g, 2a) vs. Cape Breton (10/24)... Posted a seven-game point streak (7g, 10a) from Oct. 15-31, including two five-point games... Recorded a five-point game (1g, 4a) vs. Shawinigan (10/15)... **2020-21:** Signed an entry-level contract with Philadelphia on May 5... Led Halifax in goals, assists, points and PPG (5)... Ranked seventh in the league in points... Collected his third hat trick vs. Cape Breton (3/25)... Posted a career-high six-game point streak (5g, 8a) from Feb. 23 to March 20, including a career-high five assists vs. Cape Breton (3/11)... Netted two four-goal games (11/6 & 10/24)... **2019-20:** Recorded a three-game point streak (1g, 2a) from Dec. 13-28... Tallied a three-game point streak (1g, 3a) from Nov. 23-29... Collected a three-point game (1g, 2a) at Acadie-Bathurst (10/18).

SEASON	CLUB	LEAGUE	REGULAR SEASON					PLAYOFFS				
			GP	G	A	PTS	PIM	GP	G	A	PTS	PIM
2018-19	Moncton	QMJHL	61	12	19	31	12	11	2	2	4	2
2019-20	Moncton	QMJHL	61	11	24	35	18	-	-	-	-	-
2020-21	Halifax	QMJHL	37	21	28	49	24	-	-	-	-	-
2021-22	Halifax	QMJHL	61	42	46	88	35	5	1	8	9	2
2022-23	PHILADELPHIA	NHL	4	0	0	0	0	-	-	-	-	-
	Lehigh Valley	AHL	65	23	21	44	16	3	1	0	1	2



TYSON FOERSTER RIGHT WING

Shoots: Right | Height: 6-2 | Weight: 215

Born: January 18, 2002; Alliston, Ontario

Acquired: Selected in the first round (23rd overall) of the 2020 NHL Draft.

2022-23: Led Lehigh Valley in PPG (8) and points and ranked second in goals and assists... Recorded a career-high AHL six-game point streak (2g, 6a) from March 26-April 8... Put up a career-high five-game NHL point streak (3g, 4a) from March 17-25... Scored his first NHL goal and multi-point game (1g, 1a) vs. Carolina (3/18)... Posted his first NHL point vs. Buffalo (3/17)... Made his NHL debut at Carolina (3/9)... Represented the Phantoms at the AHL All-Star game (2/6)... **2021-22:** Produced a three-game playoff point streak (1g, 2a) from April 24-27... Posted a three-game point streak (4g, 1a) from Mar. 31-April 3, including a hat trick vs. London (4/2)... Sent back to Barrie after recovering from a shoulder injury... **2020-21:** Scored his first AHL goal (3/14) to start a career-high three-game point streak (2g, 1a) from Mar. 14-24... Recorded his first AHL point at Hershey (3/6)... Made his AHL debut at Hershey (2/6)... Signed an entry-level contract with Philadelphia on October 14... **2019-20:** Led the OHL in PPG (18)... Led the team in goals, assists, points and PPG... Produced four points (2g, 2a) at Kitchener (3/6)... Posted career-high 13-game point streaks twice: Oct. 14-Nov. 17 (9g, 13a) & Jan. 11-Feb. 13 (9g, 11a)... Tallied his first OHL hat trick in a career-high six point game (3g, 3a) vs. Mississauga (9/28)... **2018-19:** Scored his first OHL goal at Kingston to start a three-game point streak (1g, 2a) from Oct. 7-12... Recorded his first OHL point (assist) in his OHL debut (9/20).

SEASON	CLUB	LEAGUE	REGULAR SEASON					PLAYOFFS				
			GP	G	A	PTS	PIM	GP	G	A	PTS	PIM
2018-19	Barrie	OHL	64	10	13	23	24	-	-	-	-	-
2019-20	Barrie	OHL	62	36	44	80	53	-	-	-	-	-
2020-21	Lehigh Valley	AHL	24	10	7	17	16	-	-	-	-	-
2021-22	Lehigh Valley	AHL	9	2	1	3	4	-	-	-	-	-
	Barrie	OHL	13	6	5	11	6	6	1	3	4	4
2022-23	PHILADELPHIA	NHL	8	3	4	7	8	-	-	-	-	-
	Lehigh Valley	AHL	66	20	28	48	59	3	2	1	3	0



IN THE SYSTEM



RHETT GARDNER CENTER

Shoots: Left | Height: 6-3 | Weight: 210

Born: February 28, 1996; Moose Jaw, Saskatchewan

Acquired: Signed as a free agent on July 1, 2023.

2022-23: Tallied a five-game playoff point streak (4g, 3a) from April 28-May 13...Ranked T-2nd on Texas in SHG (2), fifth in assists and eighth in points...Produced a six-game point streak (2g, 7a) from March 8-18, including a career-high three assists at San Jose (3/17)...Posted a six-game point streak (2g, 6a) from Dec. 2-16, including a four-game assist streak (6a) from Dec. 2-10...Tallied a four-game point streak (1g, 3a) from

Nov. 18-25...**2021-22:** Tallied a three-game assist streak (3a) from Feb. 26-March 2...**2020-21:** Scored his first NHL goal vs. Nashville (3/21)...Posted his first NHL point at Columbus (3/14)...**2019-20:** Ranked T-1st on Texas in SHG (1), T-5th in assists, T-6th in goals, seventh in points on the team...Posted two career-high five-game point streaks, Nov. 23-Dec. 3 (2g, 4a) and from Oct. 26-Nov. 9 (2g, 3a)...Made his NHL debut at St. Louis (10/5)...**2018-19:** Scored his first AHL goal and multi-point game (1g, 1a) at Iowa (3/29)...Made his AHL debut vs. Grand Rapids (3/20)...Tied for first on North Dakota in PPG (3) and third on the team in goals, seventh in points and T-9th in assists...Scored his first collegiate hat trick vs. Wisconsin (11/2)...**2017-18:** Named NCHC Defensive Forward of the Year and NCHC Academic All-Conference Team...Awarded North Dakota's Coaches' Unsung Hero Award...Missed seven games due to injury...Recorded his first collegiate three-point game (1g, 2a) vs. Omaha (1/6)...**2016-17:** Named to his second NCHC Academic All-Conference Team...Collected a four-game assist streak (4a) from Dec. 9-Jan. 6...**2015-16:** Named to NCHC Academic All-Conference Team and North Dakota's nominee for NCHC Defensive Forward of the Year... Ranked fourth on the team and second among the freshmen in goals (11)...Posted two goals and two assists in four games during the NCAA Tournament...Named NCHC Rookie of the Week (1/25).

SEASON	CLUB	LEAGUE	REGULAR SEASON					PLAYOFFS				
			GP	G	A	PTS	PIM	GP	G	A	PTS	PIM
2015-16	Univ. of North Dakota	NCHC	41	11	7	18	52	-	-	-	-	-
2016-17	Univ. of North Dakota	NCHC	38	8	13	21	69	-	-	-	-	-
2017-18	Univ. of North Dakota	NCHC	33	7	13	20	48	-	-	-	-	-
2018-19	Texas	AHL	11	4	1	5	4	-	-	-	-	-
	Univ. of North Dakota	NCHC	37	8	7	15	71	-	-	-	-	-
2019-20	DALLAS	NHL	8	0	0	0	0	-	-	-	-	-
	Texas	AHL	11	4	1	5	4	-	-	-	-	-
2020-21	DALLAS	NHL	28	1	1	2	8	-	-	-	-	-
	Texas	AHL	2	0	0	0	0	-	-	-	-	-
2021-22	DALLAS	NHL	4	0	0	0	0	-	-	-	-	-
	Texas	AHL	66	7	9	16	69	2	0	0	0	0
2022-23	Texas	AHL	71	10	30	40	75	8	4	4	8	22



ADAM GINNING DEFENSEMAN

Shoots: Left | Height: 6-4 | Weight: 215

Born: January 13, 2000; Linköping, Sweden

Acquired: Selected in the second round (50th overall) of the 2018 NHL Draft.

2022-23: Ranked T-3rd in goals and points and fourth in assists among Phantoms defensemen... Made his NHL debut vs. Columbus (4/11)...Recorded a career-high three assists vs. Bridgeport (12/28)... Scored his first AHL goal and multi-point game (1g, 1a) at Providence (12/16)...Made his AHL debut at Wilkes-Barre/Scranton (10/15)...Signed an entry-level contract with Philadelphia on May 17...**2021-22:** Help lead Farjestad BK to

the Swedish Championship...Skated in all but one regular season game and ranked third on the team in hits (49)... **2020-21:** Ranked T-1st on the team in PIM (53) and third in hits (36) and blocked shots (41)...Ranked second among team defensemen in games played and fourth in scoring...**2019-20:** Served as captain and won a bronze medal with Sweden at the 2020 World Junior Championships...**2018-19:** Ranked second on the team in penalty minutes...**2017-18:** Represented Sweden at the 2018 Ivan Hlinka Memorial Cup and tallied four points (1g, 3a) in five contests...Earned a bronze medal with Team Sweden at the 2018 U18 World Junior Championships...**2016-17:** Youngest defenseman on the team at 16-years-old.

SEASON	CLUB	LEAGUE	REGULAR SEASON						PLAYOFFS				
			GP	G	A	PTS	PIM	GP	G	A	PTS	PIM	
2016-17	Linköpings HC	SweHL	12	0	2	2	6	2	0	0	0	0	
	Linköping HC Jr.	Swe-Jr.	29	0	10	10	14	-	-	-	-	-	
2017-18	Linköpings HC	SweHL	28	1	1	2	10	7	0	1	1	2	
	Linköping HC Jr.	Swe-Jr.	17	1	5	6	22	-	-	-	-	-	
2018-19	Linköpings HC	SweHL	48	1	4	5	49	-	-	-	-	-	
2019-20	Linköpings HC	SweHL	27	2	1	3	35	-	-	-	-	-	
	Vita Hasten HC	Swe-1	17	0	4	4	44	-	-	-	-	-	
2020-21	Linköping HC Jr.	Swe-Jr.	6	3	1	4	6	-	-	-	-	-	
	Farjestads BK	SweHL	50	3	9	12	53	6	0	0	0	6	
2021-22	Farjestads BK	SweHL	51	1	4	5	42	19	3	2	5	2	
2022-23	PHILADELPHIA	NHL	1	0	0	0	0	-	-	-	-	-	
	Lehigh Valley	AHL	68	3	16	19	63	3	0	0	0	0	



HELGE GRANS DEFENSEMAN

Shoots: Right | Height: 6-3 | Weight: 194

Born: May 10, 2002; Ljungby, Sweden

Acquired: Trade with Los Angeles & Columbus on June 6, 2023.


2022-23: Collected an assist in back-to-back games, Dec. 21-28...Recorded a multi-point game (1g, 1a), including his first AHL GWG, in his season debut vs. Abbotsford (10/14)... **2021-22:** Led Reign defensemen in goals, ranked second in assists, third in points and T-3rd in power-play goals (1)... Ranked T-8th in assists and 10th in points...Posted a career-high three assists vs. Colorado (4/2)...Scored his first AHL goal at Bakersfield

(11/6)...Notched his first AHL point (1a) at Abbotsford (10/17)... Signed an entry-level contract with Los Angeles on Jun. 4...**2020-21:** Ranked third among team defensemen in assists, points and games played...**2019-20:** Split the season between Malmö in the SHL and Malmö Jr. in the Swedish junior league...**2018-19:** Youngest player to appear in a game with Malmö at 16-years-old.

SEASON	CLUB	LEAGUE	REGULAR SEASON						PLAYOFFS				
			GP	G	A	PTS	PIM	GP	G	A	PTS	PIM	
2018-19	Malmö	SweHL	5	0	0	0	0	-	-	-	-	-	
	Malmö Jr.	Swe-Jr.	34	5	12	17	12	-	-	-	-	-	
2019-20	Malmö	SweHL	21	1	2	3	4	-	-	-	-	-	
	Malmö Jr.	Swe-Jr.	27	4	23	27	10	-	-	-	-	-	
2020-21	Malmö	SweHL	43	3	9	12	0	-	-	-	-	-	
2021-22	Ontario	AHL	56	7	17	24	8	5	0	0	0	2	
2022-23	Ontario	AHL	59	2	7	9	22	-	-	-	-	-	



IN THE SYSTEM



OLLE LYCKSELL RIGHT WING

Shoots: Left | Height: 6-1 | Weight: 194

Born: August 24, 1999; Oskarshamn, Sweden

Acquired: Selected in the sixth round (168th overall) of the 2017 NHL Draft.

2022-23: Led the Phantoms in assists and ranked second in points, T-4th in PPG (5) and sixth in goals...

Tallied a three-game point streak (3g, 2a) from April 2-8, including two multi-point games...Recorded his first NHL point (assist) at EDM (2/21)...Posted a four-game assist and point streak (1g, 5a) from Dec. 21-Jan. 7...

Put up a three-point game (1g, 2a) vs.. Charlotte (12/10)... Recorded a career-high four-point game (1g, 3a)

vs. Rochester (11/26)...Tallied first AHL point in AHL debut vs. Cleveland (10/22)...Made his NHL debut vs. VAN (10/15).. **2021-22:**

Set career highs in goals, assists and points...Led the team in playoff scoring...Ranked T-4th on Vaxjo in goals and fifth in assists and points during the regular season...Signed an entry-level contract with Philadelphia on May 4.. **2020-21:** Ranked seventh among team forwards in assists and points...

2019-20: Skated in all but one game with Linkopings HC...Ranked fourth on the team in goals and scoring and fifth in assists...**2018-19:** Skated in all but one game with Linkopings HC...2017-18: Loaned to Oskarshamn from Linköping HC on Dec. 5.

SEASON	CLUB	LEAGUE	REGULAR SEASON					PLAYOFFS				
			GP	G	A	PTS	PIM	GP	G	A	PTS	PIM
2017-18	Linkopings HC	SweHL	26	5	2	7	2	-	-	-	-	-
	Oskarshamn IK	Swe-1	2	1	1	2	0	-	-	-	-	-
2018-19	Linkoping HC Jr.	Swe-Jr	26	10	12	22	10	-	-	-	-	-
	Linkopings HC	SweHL	51	5	7	12	10	-	-	-	-	-
	Linkopings HC Jr.	Swe-Jr	5	3	3	7	4	-	-	-	-	-
2019-20	Linkopings HC	SweHL	51	9	12	21	4	-	-	-	-	-
2020-21	Farjestads BK	SweHL	46	9	12	21	14	6	1	2	3	0
2021-22	Vaxjo HC	SweHL	47	14	20	34	6	4	3	5	8	0
2022-23	PHILADELPHIA	NHL	8	0	1	1	8	-	-	-	-	-
	Lehigh Valley	AHL	53	14	31	45	6	3	2	2	4	0



COOPER MARODY CENTER

Shoots: Right | Height: 6-0 | Weight: 194

Born: December 20, 1996; Brighton, Michigan


Acquired: Signed as a free agent on July 13, 2022.

2022-23: Ranked T-3rd on the Phantoms in assists, fifth in goals and points, sixth in power-play goals (4)... Scored fourth AHL hat trick in a four-point game (3g, 1a) vs. Belleville (3/11)... Posted six-game point streak (1g, 8a) from Feb. 1-14... Signed a two-year contract with Philadelphia on July 13... **2021-22:** Ranked second on the team in goals, assists and points and third in power-play goals (7)... Scored third AHL hat trick at Stockton (3/16)... Tallied a season-high nine-game point streak (7g, 8a) from Dec. 29-Jan. 28... **2020-21:** Awarded the AHL's Willie Marshall Award for the AHL's top goalscorer... Led the Condors in goals and points, ranked T-2nd in power-play goals (3) and fifth in assists... Scored his second career AHL hat trick vs. SJ (3/13)... Tallied a career-high 14-game point streak (13g, 9a) from Feb. 17-March 24... Scored his first AHL hat trick vs. Ontario (3/6)... **2019-20:** Ranked ninth in points and T-9th in assists on the team... **2018-19:** Ranked eighth in the AHL in assists... Ranked second on the team in assists and points, third in goals and T-6th in power-play goals (4)... Notched a season-high ten-game point streak (7g, 10a) from Mar. 2-30... Named the AHL Rookie of the Month for February... Bakersfield at the AHL All-Star Game... Made his NHL debut vs. PIT (10/23)... **2017-18:** Scored first AHL goal at San Jose (4/12)... Posted first AHL point (assist) in AHL debut vs. San Jose (4/11)... Signed an entry-level contract with Edmonton (4/8)... Named a Hobey Baker Memorial Award nominee and a Big Ten Player of the Year finalist... Named to Second All-American Team, All-CHN Second Team and All Big-Ten First Team... Awarded Big Ten Scoring Title... Led the Wolverines in assists and points... Named the Big Ten Third Star of the Week (11/7)... Notched a career-high eight-game multi-point streak (4g, 15a) from Oct. 27-Nov. 18 to become the first Wolverine to record multiple points in eight consecutive games since 1993-94... **2016-17:** Named NCAA Third Star of the Week (2/7)... Posted three-point games in back-to-back contests (2/3 & 2/4)... Scored first collegiate hat trick vs. Ohio State (2/3)... **2015-16:** Collected a career-high five-game point streak (2g, 6a), Feb. 26-March 12... Posted a career-high four-game goal streak (4g, 1a), Nov. 13-27.

SEASON	CLUB	LEAGUE	REGULAR SEASON					PLAYOFFS				
			GP	G	A	PTS	PIM	GP	G	A	PTS	PIM
2015-16	Univ. of Michigan	Big-10	32	10	14	24	20	-	-	-	-	-
2016-17	Univ. of Michigan	Big-10	18	5	10	15	8	-	-	-	-	-
2017-18	Bakersfield	AHL	3	1	2	3	2	-	-	-	-	-
	Univ. of Michigan	Big-10	40	16	35	51	24	-	-	-	-	-
2018-19	EDMONTON	NHL	6	0	0	0	0	-	-	-	-	-
	Bakersfield	AHL	58	19	45	64	40	4	0	0	0	2
2019-20	Bakersfield	AHL	30	5	12	17	22	-	-	-	-	-
2020-21	Bakersfield	AHL	39	21	15	36	18	6	1	2	3	0
2021-22	EDMONTON	NHL	1	0	1	1	8	-	-	-	-	-
	Bakersfield	AHL	52	21	34	55	52	5	1	2	3	2
2022-23	Lehigh Valley	AHL	47	15	25	40	26	3	1	2	3	2



IN THE SYSTEM



VICTOR METE DEFENSEMAN

Shoots: Left | Height: 5-9 | Weight: 182


Born: June 7, 1998; Woodbridge, Ontario

Acquired: Signed as a free agent on July 5, 2023.

2022-23: Missed majority of the season due to a lower-body injury suffered on Dec. 6... **2021-22:** Tallied four assists in his first nine games of the season...Skated a season-high 20:49 at TOR (1/1)... **2020-21:** Claimed off waivers by OTT on April 12... **2019-20:** Posted a career-high two playoff assists at PHI...Notched a career-high two goals vs. BOS (11/5)...Scored his first NHL goal vs. MIN (10/17)... **2018-19:** Tallied a career-high

three-game assist streak (3a) from Dec. 12-15...Scored his first AHL goal vs. Utica (12/1)...Made his AHL debut vs. Lehigh Valley (11/30)... **2017-18:** Recorded first NHL point (assist) at SJ (10/17)...Made his NHL debut at BUF (10/5)...Signed an entry-level contract with Montreal on March 27... **2016-17:** Ranked second among Knights defensemen in goals, points and power-play goals (5) and fourth in assists...Ranked T-6th in PPG, eighth in points and ninth in assists on the team...Posted a five-game point streak (3g, 5a) from Feb. 25-March 9...Tallied four assists vs. Oshawa (12/28)... **2015-16:** Ranked sixth on the Knights in assists, eighth in points and T-8th in PPG (2)...Recorded a four-game point streak (1g, 3a) from Oct. 10-17... Started the season on a four-game assist streak (4a) from Sept. 9-Oct. 4... **2014-15:** Collected a career-high six-game point streak (2g, 5a) from Dec. 14-Jan. 2, including first OHL goal at Kitchener (12/16).

SEASON	CLUB	LEAGUE	REGULAR SEASON					PLAYOFFS				
			GP	G	A	PTS	PIM	GP	G	A	PTS	PIM
2014-15	London	OHL	58	7	16	23	14	10	1	7	8	2
2015-16	London	OHL	68	8	30	38	18	18	4	7	11	0
2016-17	London	OHL	50	15	29	44	14	14	1	6	7	4
2017-18	MONTREAL	NHL	49	0	7	7	4	-	-	-	-	
2018-19	MONTREAL	NHL	71	0	13	13	6	-	-	-	-	
	Laval	AHL	7	1	3	4	0	-	-	-	-	
2019-20	MONTREAL	NHL	51	4	7	11	20	10	0	2	2	2
2020-21	MONTREAL	NHL	14	0	3	3	6	-	-	-	-	
	OTTAWA	NHL	14	1	1	2	2	-	-	-	-	
2021-22	OTTAWA	NHL	37	0	7	7	4	-	-	-	-	
2022-23	TORONTO	NHL	11	0	2	2	4	-	-	-	-	
	Toronto	AHL	6	0	0	0	14	-	-	-	-	



MASON MILLMAN DEFENSEMAN

Shoots: Left | Height: 6-1 | Weight: 186

Born: July 18, 2001; London, Ontario

Acquired: Selected in the fourth round (103rd overall) of the 2019 NHL Draft.

2022-23: Led Royals defensemen in assists and points and ranked T-1st in goals...Ranked eighth among ECHL defensemen in assists and points... **2021-22:** Ranked T-1st among Reading defensemen in game-winning goals (2), second in goals and third in points... **2020-21:** Collected his first AHL point and first multi-point game (2a) vs. Wilkes-Barre/Scranton (2/27)...Made his AHL debut at Hershey (2/14)...Signed an entry-level

contract with Philadelphia (12/18)... **2019-20:** Led Spirit defensemen in goals, points and power-play goals (2) and ranked second in assists...Recorded a three-game multi-point streak (3g, 4a) from Jan. 4-8...Posted a career-high four-point game (1g, 3a) vs. North Bay (10/18)... **2018-19:** Ranked third in assists, points, T-3rd in power-play goals (1) and fourth in goals (3) among Spirit defensemen... Ranked fourth on the team in PPG...Collected a three-game assist streak (4a) from March 2-8...Scored his first OHL goal vs. Sault Ste. Marie (9/19)... **2017-18:** Made his OHL debut at Sault Ste. Marie (1/10).

SEASON	CLUB	LEAGUE	REGULAR SEASON					PLAYOFFS				
			GP	G	A	PTS	PIM	GP	G	A	PTS	PIM
2017-18	Saginaw	OHL	6	0	0	0	0	-	-	-	-	-
2018-19	Saginaw	OHL	66	3	22	25	40	13	2	3	5	8
2019-20	Saginaw	OHL	58	13	31	44	61	-	-	-	-	
2020-21	Lehigh Valley	AHL	13	0	3	3	8	-	-	-	-	
2021-22	Lehigh Valley	AHL	12	0	1	1	8	-	-	-	-	
	Reading	ECHL	36	8	17	25	16	13	1	2	3	8
2022-23	Lehigh Valley	AHL	1	0	0	0	0	-	-	-	-	
	Reading	ECHL	63	8	37	45	37	11	1	6	7	12



ZAYDE WISDOM RIGHT WING

Shoots: Right | Height: 6-0 | Weight: 200

Born: July 7, 2002; Toronto, Ontario

Acquired: Selected in the fourth round (94th overall) of the 2020 NHL Draft.

2022-23: Recorded an assist in consecutive games at Hartford (12/7) and vs. Charlotte (12/10)... Tallied two assists at Belleville (11/4)... **2021-22:** Posted a career-high eight-game playoff point streak (4g, 10a) from April 22-May 8... Collected a career-high 10-game point streak (3g, 14a) from March 20-April 10... Returned to Kingston after a shoulder injury... **2020-21:** Ranked third on the Phantoms in points, T-3rd in assists and power-play goals (3) and fourth in goals... Posted a career-high three assists vs. Wilkes-Barre/Scranton (5/9)... Recorded a career-high three-game point streak (2g, 2a) from Feb. 26-Mar. 3... Made AHL debut at Hershey (2/6)... Signed an entry-level contract with Philadelphia on Oct. 12... **2019-20:** Ranked second on the team in goals, assists, points and power-play goals (8)... Notched a five-game point streak (4g, 1a) from Dec. 13-28, including career-high four-game goal streak from Dec. 13 to Dec. 19... Collected a five-game point streak (5g, 3a) from Nov. 9-22... **2018-19:** Scored his first OHL goal at Mississauga (9/30)... Made his OHL debut at Peterborough (9/20).

SEASON	CLUB	LEAGUE	REGULAR SEASON				PLAYOFFS					
			GP	G	A	PTS	PIM	GP	G	A	PTS	PIM
2018-19	Kingston	OHL	60	3	7	10	33	-	-	-	-	-
2019-20	Kingston	OHL	62	29	30	59	55	-	-	-	-	-
2020-21	Lehigh Valley	AHL	28	7	11	18	33	-	-	-	-	-
2021-22	Kingston	OHL	43	9	29	38	29	11	4	11	15	10
2022-23	Lehigh Valley	AHL	45	3	7	10	16	-	-	-	-	-
	Reading	ECHL	6	1	4	5	2	11	4	4	8	6



WILL ZMOLEK DEFENSEMAN

Shoots: Left | Height: 6-3 | Weight: 205

Born: April 17, 1999; Rochester, Minnesota

Acquired: Signed as a free agent on March 7, 2023.

2022-23: Made his AHL debut vs. Charlotte (4/7)... Signed an entry-level contract with Philadelphia on March 23... Named a Hobey Baker nominee... Notched a career-high three-point game (2g, 1a) at St. Thomas (2/25)... Named CCHA Defenseman of the Month for December... Tallied a career-high four-game point streak (1g, 5a) from Dec. 3-15... Named CCHA Defenseman of the Week (11/14)... **2021-22:** Named CCHA Defenseman of the Week (3/8)... Scored his first collegiate goal in season debut vs. Minnesota Duluth (10/8)... **2020-21:** Named to the WCHA All-Academic Team... Missed 13 games due to injury... **2019-20:** Named the ACHA Division I Krampade All-American Scholar... Made his collegiate debut vs. St. Cloud State (10/11)... **2018-19:** Recorded a five-game assist and point streak (1g, 7a) from April 15-23... Led all RoughRiders defensemen in assists and points and T-1st in goals and power-play goals (1)... Scored first USHL goal in a multi-point game (1g, 1a) vs. Waterloo (11/24)... **2017-18:** Recorded first USHL point (assist) at U.S. NDTP (10/27)... Made USHL debut vs. Green Bay (10/6).

SEASON	CLUB	LEAGUE	REGULAR SEASON				PLAYOFFS					
			GP	G	A	PTS	PIM	GP	G	A	PTS	PIM
2017-18	Cedar Rapids	USHL	59	0	8	8	66	-	-	-	-	-
2018-19	Cedar Rapids	USHL	62	4	22	26	107	6	1	7	8	16
2019-20	Bemidji State Univ.	WCHA	37	0	7	7	20	-	-	-	-	-
2020-21	Bemidji State Univ.	WCHA	15	0	3	3	2	-	-	-	-	-
2021-22	Bemidji State Univ.	WCHA	38	5	10	15	26	-	-	-	-	-
2022-23	Lehigh Valley	AHL	3	0	0	0	0	1	0	0	0	0
	Bemidji State Univ.	WCHA	36	4	17	21	24	-	-	-	-	-



FUTURE FLYERS



J.R. AVON CENTER

Shoots: Left | Height: 6-0 | Weight: 190


Born: July 4, 2003; Peterborough, Ontario

Acquired: Signed as an undrafted free agent on Sept. 22, 2021.

2022-23: Tallied 60 points (29g, 31a) in 59 regular season games with Peterborough and added 15 points (9g, 6a) in 23 playoff games as Peterborough won the OHL Championship...Registered four points (3g, 1a) in five games at the 2023 Memorial Cup...Ranked T-4th in the OHL in SHG (4) and led his team in SHG, ranked third in shots (232) and PPG (8), T-4th in GWG (3), fifth in goals, sixth in points, and seventh in assists during

the regular season...Ranked T-2nd on his team in goals, third in shots (74), sixth in points, and eighth in assists during OHL Playoffs...Netted the GWG in Game Seven to send Peterborough to the OHL Championship Series (5/8)...Collected a seven-game point streak (3g, 5a), 4/4-4/22...Registered a career-high six-game multi-point game streak (8g, 8a), 12/15-1/5...Collected second career hat trick and four-point game (3g, 1a) vs. Hamilton (12/15)...Notched a career-high ten-game point-streak (5g, 8a), 11/5-12/1...Named alternate captain (11/3)...**2021-22:** Collected 68 points (29g, 39a) in 64 games with Peterborough and added one assist in four playoff games...Netted a career-high four goal game vs. Oshawa (3/5)...Notched a season-high seven-game point streak (3g, 5a), 2/9-2/24...**2020-21:** Did not play due to the cancellation of the OHL season...**2019-20:** Debuted for Peterborough and collected 11 points (4g, 7a) in 56 games...Invited and participated in the World U17 Hockey Challenge in November...Notched his first OHL multi-point game (2a) vs. Mississauga (10/26)...Recorded his first OHL goal and point on vs. North Bay (10/3).

SEASON	CLUB	LEAGUE	REGULAR SEASON					PLAYOFFS				
			GP	G	A	PTS	PIM	GP	G	A	PTS	PIM
2019-20	Peterborough	OHL	56	4	7	11	18	-	-	-	-	-
2021-22	Peterborough	OHL	64	29	39	68	36	4	0	1	1	4
2022-23	Peterborough	OHL	59	29	31	60	28	23	9	6	15	10



DENVER BARKEY CENTER

Shoots: Left | Height: 5-9 | Weight: 161


Born: April 27, 2005; Newmarket, Ontario

Acquired: Selected in the third round (95th overall) of the 2023 NHL Draft.

2022-23: Tallied 59 points (22g, 37a) in 61 regular season games during his second season with the Knights and added 24 points (11g, 13a) in 20 playoff games as London reached the OHL Championship Series...Led his team in GWG (5), ranked third in assists and points, T-3rd in PPG (5), fourth in SHG (2), and fifth in goals during the regular season...Ranked fourth in the OHL in playoff goals and fifth in playoff points...Named

OHL Player of the Week (4/17-4/23)...Opened the OHL Playoffs with three consecutive multi-point games (2g, 4a), 3/31-4/4...Netted his first career multi-goal game (2g) at Guelph (2/11)...Skated in the 2023 CHL Top Prospects Game and fired two shots (1/25)...Posted a career-high nine-game point streak (4g, 9a), 11/11-11/29...Named the OHL Midwest Division Academic Player of the Month for October (11/2)...Won a gold medal with Team Canada at the 2022 Hlinka Gretzky Cup and recorded four points (2g, 2a) in five games...**2021-22:** Recorded 15 points (7g, 8a) in 53 regular season games during his rookie season in London...Added two points (1g, 1a) in five OHL playoff contests...Netted his first career OHL goal and point at Flint (11/6)..

SEASON	CLUB	LEAGUE	REGULAR SEASON					PLAYOFFS				
			GP	G	A	PTS	PIM	GP	G	A	PTS	PIM
2021-22	London	OHL	53	7	8	15	16	5	1	1	2	4
2022-23	London	OHL	61	22	37	59	34	20	11	13	24	18



CARSON BJARNASON GOALTENDER

Catches: Left | Height: 6-3 | Weight: 204

Born: June 30, 2005; Carberry, Manitoba

Acquired: Selected in the second round (51st overall) of the 2023 NHL Draft.

2022-23: Won a bronze medal as Team Canada's starting goaltender at the 2023 Under-18 World Championships where he earned a 4-2-0 record with a 3.51 GAA and .849 SV% in six games...Earned two team awards from Brandon - the Top Manitoba Born Player Award and the Three Stars Award (3/27)...Appeared in the 2023 CHL Top Prospects game, denying 16-of-17 shots in 31 minutes for Team Red (1/25)...Named WHL

Goaltender of the Week twice (1/23 & 10/17)...Denied 100-of-110 shots against (.909 SV%) during a career-high four-game win streak, 12/2-12/10...Denied all 29 shots to earn first career WHL shutout at Kelowna (10/19)...Appeared in one game for Team Canada (gold) at the 2022 Hlinka Gretzky Cup...**2021-22:** Collected a career-high 43 saves on a career-high 45 shots against in victory over Calgary (1/16)...Denied 104-of-113 shots against (.920 SV%) during a season-high three-game win streak, 10/10-10/16...Stopped 39-of-41 shots to earn his first career WHL victory at Regina (10/10).

SEASON	CLUB	LEAGUE	REGULAR SEASON						PLAYOFFS					
			GP	W	L	OT	GAA	SO	GP	W	L	GAA	SO	
2021-22	Brandon	WHL	23	8	10	1	4.00	0	-	-	-	-	-	
2022-23	Brandon	WHL	47	21	19	6	3.08	3	-	-	-	-	-	



OLIVER BONK DEFENSEMAN

Shoots: Right | Height: 6-2 | Weight: 190


Born: January 9, 2005; Ottawa, Ontario

Acquired: Selected in the first round (22nd overall) of the 2023 NHL Draft.

2022-23: Ranked second on the Knights in PPA (15), T-2nd in SHA (3), third in shots (147), fifth in assists, and eighth in points...Led OHL rookies in PPA, ranked third in shots, fifth in assists, and eighth in points...Named to the OHL Second All-Rookie Team (6/5)...Named to the CHL All-Rookie Team (6/1)...Tallied career-high three assists, including two PPA, at Guelph (3/15)...Skated in the 2023 CHL Top Prospects Game and recorded a plus-one rating (1/25)...Tallied 14 points (3g, 11a) in 12 games to earn OHL Rookie of the Month honors for November...Posted a career-high eight-game point streak (2g, 10a), 10/29-11/19...Netted his first career

OHL goal vs. Owen Sound (9/30)...Appeared in five games for Team Canada (gold) at the 2022 Hlinka Gretzky Cup...**2021-22:** Spent the majority of his season with St. Thomas of the GOJHL where he produced at a point-per-game pace with 32 points (5g, 27a) in 32 games...Named to the 2021-22 GOJHL Western Conference All-Rookie Team (5/3)...Named the GOJHL's Most Outstanding First Year Defenseman (4/29)...Produced his first career OHL multi-point game with two assists at Guelph (3/27)...Notched his first career OHL point with an assist at Sarnia (3/9)...Made his OHL debut with the London Knights (11/16).

SEASON	CLUB	LEAGUE	REGULAR SEASON					PLAYOFFS					
			GP	G	A	PTS	PIM	GP	G	A	PTS	PIM	
2021-22	London	OHL	10	0	3	3	6	7	1	0	1	2	2
2022-23	London	OHL	67	10	30	40	38	21	0	11	11	6	6



BRYCE BRODZINSKI RIGHT WING

Shoots: Right | Height: 6-0 | Weight: 197

Born: August 9, 2000; Blaine, Minnesota

Acquired: Selected in the seventh round (196th overall) of the 2019 NHL Draft.

2022-23: Set career highs in games played, goals, points, and shots (110) during his senior season...Ranked third on the team in shots, fourth in goals and fifth in points...Posted an assist and four shots in 6-2 victory over BU to earn a trip to the National Championship (4/6)...Netted his first career hat trick as part of his first career four-point game (3g, 1a) in First Round NCAA Tournament matchup against Canisius (3/23)...Named to NCAA Fargo Regional All-Tournament Team...Tallied his first career three-point game (2g, 1a) vs. Michigan (1/21)...Registered back-to-back multi-point games (1g, 3a) in weekend sweep vs. Wisconsin (12/9-12/10)...Notched

a three-game goal-streak, 12/2-12/9...Collected a six-game point streak (4g, 4a), 11/5-11/25...Named Big Ten Third Star of the Week (11/15)...Registered fourth career multi-goal effort in win vs. Penn State (11/11)...**2021-22:** Skated in all 39 Golden Gophers games as Univ. of Minnesota won the Big Ten Regular-Season Championship and advance to the NCAA Frozen Four for the first time since 2014...Notched a four-game point streak (2g, 2a), 1/22-2/4...Posted three multi-point games (4g, 2a) in the first four contests of the season...**2020-21:** Tallied a four-game point streak (3g, 1a), 2/20-3/14, including a three-game goal streak (3g), 3/5-3/14...2019-20: Named Big Ten Second Star of the Week (2/4)...Netted first NCAA goal against Wisconsin (11/23).

SEASON	CLUB	LEAGUE	REGULAR SEASON					PLAYOFFS				
			GP	G	A	PTS	PIM	GP	G	A	PTS	PIM
2019-20	U. of Minnesota	Big-10	37	7	5	12	16	-	-	-	-	-
2020-21	U. of Minnesota	Big-10	30	8	6	14	10	-	-	-	-	-
2021-22	U. of Minnesota	Big-10	39	12	14	26	10	-	-	-	-	-
2022-23	U. of Minnesota	Big-10	40	19	12	31	12	-	-	-	-	-



ALEX BUMP LEFT WING

Shoots: Left | Height: 6-0 | Weight: 200

Born: November 20, 2003; Prior Lake, Minnesota

Acquired: Selected in the fifth round (133rd overall) of the 2022 NHL Draft.

2022-23: Tallied a combined 39 points (14g, 25a) in 48 games with Omaha and Tri-City...Added four points (3g, 1a) in four USHL playoff games with the Storm...Set career highs in goals, assists, points, shots (186), PPG (1), and SHG (1)...Led Tri-City in shots, ranked sixth in assists and points, and T-6th in goals and PPG...Posted his second career multi-point playoff game (1g, 1a) in Game One win over Sioux City (4/24)...Netted his first career shorthanded goal vs. Des Moines (4/14)...Posted a five-game point streak (2g, 4a), 3/29-4/7...Collected

eight multi-point games...Missed eight games due to injury (2/24-3/18)...Netted his first goal with Tri-City on career-high nine shots at Sioux City (2/18)...Traded from Omaha to Tri-City (2/7)...Posted his fourth multi-assist effort (2a) of the season vs. Sioux Falls (1/28)...Collected two points (1g, 1a) in six games, including the GWG of the final, to help lead Team USA to the World Junior A Challenge title (12/11-12/18)...Collected a career-high six-game point-streak (2g, 5a), 11/5-11/23...Opened the season with a three-game point streak (2g, 1a), 9/24-10/7...Named alternate captain of Omaha (9/23)...**2021-22:** Posted a season-high four-game point streak (4g, 2a), 11/5-11/13...Began his USHL career with a three-game point streak (2g, 1a), 9/23-10/1...Notched his first USHL goal and point in his first USHL game vs. Cedar Rapids (9/23)...**2020-21:** Served as Captain of Prior Lake High School in Minnesota and accumulated 83 points (48g, 35a) in 31 games to lead the team to a Section Title...Led his team in goals, assists, and points.

SEASON	CLUB	LEAGUE	REGULAR SEASON					PLAYOFFS				
			GP	G	A	PTS	PIM	GP	G	A	PTS	PIM
2021-22	Omaha	USHL	27	11	6	17	32	4	2	1	3	2
2022-23	Omaha	USHL	32	9	17	26	44	-	-	-	-	-
	Tri-City	USHL	16	5	8	13	20	4	3	1	4	2



FUTURE FLYERS



ALEX CIERNIK LEFT WING

Shoots: Left | Height: 5-10 | Weight: 175

Born: October 8, 2004; Wolfsburg, Germany

Acquired: Selected in the fourth round (120th overall) of the 2023 NHL Draft.

2022-23: Split time between Sodertalje and Vasterviks of HockeyAllsvenskan where he tallied twelve points (3g, 9a) in 25 games...Appeared in 18 games with Sodertalje J20 of the J20 Nationell where he collected 21 points (9g, 12a)...Finished fifth in points on the Sodertalje J20 team despite playing half the games of his teammates...Produced three points (2g, 1a) in five games with Slovakia at the 2023 World Junior Championship...

2021-22: Skated in 47 games with Sodertalje J20, where he accumulated 47 points (20g, 27a) as a 17-year-old...Helped lead Team Slovakia to a Division 1A gold medal and promotion to the top division at the 2022 U18 World Junior Championships with 12 points (5g, 7a) in five contests...Won a silver medal with Team Slovakia at the 2021 Hlinka Gretzky Cup and posted seven points (1g, 6a) in five games.

SEASON	CLUB	LEAGUE	REGULAR SEASON						PLAYOFFS			
			GP	G	A	PTS	PIM	GP	G	A	PTS	PIM
2021-22	Sodertalje SK	Swe-1	11	0	0	0	0	-	-	-	-	-
	Sodertalje SK Jr.	Swe-Jr	43	20	27	47	30	-	-	-	-	-
2022-23	Sodertalje SK	Swe-1	15	1	5	6	2	3	0	0	0	0
	Vasterviks IK	Swe-1	10	2	4	6	0	-	-	-	-	-
	Sodertalje SK Jr.	Swe-Jr	18	9	12	21	2	-	-	-	-	-



IVAN FEDOTOV GOALTENDER

Catches: Left | Height: 6-6 | Weight: 191


Born: November 28, 1996; Lappeenranta, Finland

Acquired: Selected in the seventh round (188th overall) of the 2015 NHL Draft.

2022-23: Missed the entire season due to mandatory military service...**2021-22:** Named KHL's Best Goaltender...Ranked fourth in the KHL in GAA and T-11th in SV% during the regular season...Helped Russia win a gold medal at the Olympics with a 1.61 GAA and .943 save percentage in six games...Recorded season-high three-game win streak (9/6-9/10) and won his first five starts of the season...Tallied third career assist, 10/6

vs. Dynamo Msk...Led KHL in playoff SV% and second in GAA...Posted career-high nine-game playoff win streak, 3/1-4/2...**2020-21:** Ranked T-10th in KHL in GAA and SV% during the regular season...Made KHL playoff debut and earned first playoff win, 3/3 vs. Salavat Yulaev...**2019-20:** Earned back-to-back KHL wins for the first time with Chelyabinsk (9/7-9/8)...Earned first KHL shutout Dec. 7 vs. Magnitogorsk Metallurg (31 saves)...Recorded season-high three-game win streak, 12/21-12/25...Tallied first career KHL assist Dec. 23 vs. Cherepovets...Named KHL's Goaltender of the Month for February, including back-to-back shutouts (2/19-2/22)...**2018-19:** Tallied a seven-game point streak, 5-0-2, Dec. 15-Jan. 25...Started in back-to-back KHL games for the first time with Salavat Yulaev and made 56-of-58 saves (1/4-1/6)...Ranked fifth in the VHL in GAA...**2017-18:** Posted five wins in six starts, including a three-game win streak (1/6-1/10)...Earned first VHL shutout Feb. 19 vs. Samara (15 saves)...Made first KHL start with Salavat Yulaev and made 22-of-24 saves in 33:12 on Oct. 4...**2016-17:** Recorded two sets of back-to-back wins, Nov. 29-Dec. 1 and Feb. 6-8...Made VHL playoff debut March 6 against Dynamo St. Petersburg...**2015-16:** Ranked T-4th in the KHL in shutouts during the regular season...Tallied three-game win streak, stopping 64-of-68 shots (10/26-10/30)...Recorded back-to-back MHL shutouts for the first time, Nov. 18-19 (58 combined saves)...Registered three shutouts in final six regular season contests...**2014-15:** Ranked T-2nd in the MHL in shutouts and fourth in GAA during the regular season...Registered career-high six shutouts...Stopped all 33 shots faced to earn first career shutout, Dec. 10 against Tolpar...Made his KHL debut Dec. 12 vs. Sibir and stopped eight-of-10 shots in relief...Made MHL playoff debut and earned first playoff win March 2 vs. Siberian...Won first four playoff games, March 2-14...**2013-14:** Recorded three-game win streak, stopping 45-of-51 shots from Sept. 10-17.

SEASON	CLUB	LEAGUE	REGULAR SEASON							PLAYOFFS				
			GP	W	L	OT	GAA	SO	GP	W	L	GAA	SO	
2013-14	Nizhnekamsk	MHL	24	7	11	1	3.30	0	-	-	-	-	-	
2014-15	Nizhnekamsk	KHL	1	0	0	0	6.00	0	-	-	-	-	-	
	Nizhnekamsk	MHL	41	21	10	7	1.95	6	10	6	4	3.01	0	
2015-16	Nizhnekamsk	MHL	29	18	5	4	2.22	5	5	2	3	1.84	0	
2016-17	Neftekamsk	VHL	7	5	2	0	1.72	0	1	0	0	5.47	0	
2017-18	Salavat Yulaev	KHL	1	0	0	0	3.64	0	-	-	-	-	-	
	Neftekamsk	VHL	25	8	7	4	2.52	2	1	0	0	0.00	0	
2018-19	Salavat Yulaev	KHL	3	2	0	0	2.08	0	-	-	-	-	-	
	Neftekamsk	VHL	26	14	5	5	1.67	3	1	0	0	3.00	0	
2019-20	Chelyabinsk	KHL	32	10	16	2	2.10	3	-	-	-	-	-	
	Chelmet	VHL	3	1	2	0	2.69	0	-	-	-	-	-	
2020-21	Chelyabinsk	KHL	26	14	7	3	2.21	1	4	1	3	2.68	0	
	Chelmet	VHL	1	0	1	0	1.88	0	-	-	-	-	-	
2021-22	CSKA Moscow	KHL	26	14	10	2	2.00	2	22	16	6	1.85	1	



CUTTER GAUTHIER CENTER

Shoots: Left | Height: 6-2 | Weight: 189


Born: January 19, 2004; Skelleftea, Sweden

Acquired: Selected in the first round (fifth overall) of the 2022 NHL Draft.

2022-23: Named to All-Hockey East Third All-Star Team (3/10)...Named a unanimous selection to the 2022-23 Pro Ambitions All-Rookie Team (3/8)...Led all Hockey East freshmen in goals, PPG (6), and shots (95), ranked second in points and fourth in assists...Led Boston College in goals, assists, points, and PPG (7), ranked second in shots (131)...Led Boston College in goals (12), points (25), and shots (96) in 23 games of Hockey East play...Led all U20 skaters with nine points (7g, 2a) in ten games at the 2023 Men's World Championship as a

part of Team USA...Tallied career-high three assists in BC's 5-2 Hockey East Tournament Opening Round win (3/8)...Posted career-high six-game point streak (2g, 8a), 2/18-3/8...Posted his third three-point game (1g, 2a) of the season, with all three points coming on the power play at Maine (2/24)...Registered ten points (2g, 8a), 31 shots and a plus-7 rating in seven games to help lead Team USA to a bronze medal at the 2023 World Junior Championships...Made his college debut at Northeastern (10/18) and recorded his first career goal...**2021-22:** Totaled 65 points (34g, 31a) in 54 games for the US Under-18 Team...Won a silver medal with Team USA at the 2022 Under-18 World Championship with nine points (3g, 6a) in six games...Tallied a pair of assists to help Team Blue win the 2022 BioSteel All-American game (1/17)...**2020-21:** Posted 37 points (20g, 17a) in 44 games for the US Under-17 Team...Appeared in three games for the US Under-18 Team and earned two assists.

SEASON	CLUB	LEAGUE	GP	REGULAR SEASON				PLAYOFFS					
				G	A	PTS	PIM	GP	G	A	PTS	PIM	
2020-21	U.S. National Dev.	USHL	32	12	9	21	14	-	-	-	-	-	-
2021-22	U.S. National Dev.	USHL	22	19	9	28	31	-	-	-	-	-	-
2022-23	Boston College	H-East	32	16	21	37	37	-	-	-	-	-	-



ALEXIS GENDRON RIGHT WING

Shoots: Left | Height: 5-10 | Weight: 187

Born: December 30, 2003; Salaberry-de-Valleyfield, Quebec

Acquired: Selected in the seventh round (220th overall) of the 2022 NHL Draft.

2022-23: Set career highs in goals, assists, points, PPG (21), GWG (9) and shots (312) this season...Led the QMJHL in PPG and shots, ranked second in goals and T-5th in GWG during the regular season...Led QMJHL Playoffs in PPG (6), ranked T-1st in goals and T-3rd in GWG (3)...Led Gatineau in goals, PPG, and GWG, ranked second in shots (67) and third in points during QMJHL Playoffs...Posted a nine-game point streak (12g, 4a) to begin the playoffs, 3/31-4/1...Scored his second hat trick of the first round on ten shots in Game Four victory

(4/5)...Netted his second career playoff hat trick (4/1)...Posted his second ten-game point streak (14g, 5a) of the season, 2/24-3/19...Posted two hat tricks in three games (2/26-3/5)...Netted career-high five goals, tying Gatineau's single-game franchise record vs. Cape Breton (2/19)...Posted career-high ten-game point streak (9g, 9a), 1/12-2/8...Scored a goal on four shots in his Gatineau debut (12/28)...Traded to Gatineau from Blainville-Boisbriand (12/18)...Fired career-high 12 shots vs. Saint John (12/4)...Scored first career hat trick vs Chicoutimi (10/15)...**2021-22:** Netted his first career playoff hat trick as part of a four-point performance (3g, 1a) vs. Sherbrooke (5/19)...Posted a four-game point streak (5g, 3a), 3/17-3/23...Opened the season with a four-point performance (1g, 3a) in win over Rouyn-Noranda (10/7)...**2020-21:** Tallied a three-game goal streak (3g), 11/22-11/26...Netted his first QMJHL goal, point, and game-winning goal in his first game at Sherbrooke (10/2).

SEASON	CLUB	LEAGUE	GP	REGULAR SEASON				PLAYOFFS				
				G	A	PTS	PIM	GP	G	A	PTS	PIM
2020-21	Blainville-Boisbriand	QMJHL	31	9	5	14	20	9	1	2	3	6
2021-22	Blainville-Boisbriand	QMJHL	66	30	16	46	60	6	4	1	5	10
2022-23	Blainville-Boisbriand	QMJHL	29	22	12	34	12	-	-	-	-	-
	Gatineau	QMJHL	34	33	14	47	32	13	14	5	19	4



DEVIN KAPLAN RIGHT WING

Shoots: Right | Height: 6-2 | Weight: 199

Born: January 10, 2004; Bridgewater, New Jersey

Acquired: Selected in the third round (69th overall) of the 2022 NHL Draft.


2022-23: Ranked fifth on Boston in goals and ninth in points...Named Hockey East Rookie of the Week (3/20)...Named to the Hockey East All-Tournament Team...Netted a goal and added an assist in BU's 3-2 Hockey East Tournament Championship victory (3/18)...Tallied first career multi-goal and three-point game (2g, 1a) on career-high five shots vs. UMass (1/11)...Posted career-high five-game point streak (3g, 5a), 12/11-1/11...**2021-22:** Recorded 38 points (13g, 25a) in 53 games for the US Under-18 Team...Won a silver medal

with Team USA at the 2022 Under-18 World Championship with six points (1g, 5a) in six games...Was selected for the 2022 BioSteel All-American game but was unable to compete due to injury...**2020-21:** Posted 39 points (13g, 26a) in 46 games for the US Under-17 Team...Skated in three games with the US Under-18 Team and tallied three points (1g, 2a).

SEASON	CLUB	LEAGUE	GP	REGULAR SEASON				PLAYOFFS				
				G	A	PTS	PIM	GP	G	A	PTS	PIM
2020-21	U.S. National Dev.	USHL	30	6	18	24	32	-	-	-	-	-
2021-22	U.S. National Dev.	USHL	22	8	10	18	36	-	-	-	-	-
2022-23	Boston University	H-East	40	10	13	23	49	-	-	-	-	-



FUTURE FLYERS



COLE KNUBLE CENTER

Shoots: Right | Height: 5-11 | Weight: 184

Born: July 1, 2004; East Grand Rapids, Michigan

Acquired: Selected in the fourth round (103rd overall) of the 2023 NHL Draft.

2022-23: Tallied 66 points (30g, 36a) in his second season with Fargo of the USHL and added nine points (3g, 6a) in nine USHL playoff games to help lead Fargo to the Clark Cup Final...Led Fargo in goals, points, and shots (216), ranked second in assists, PPG (6), and PPA (10) during the regular season...Ranked second in the USHL in shots and T-8th in goals and points during the regular season...Led the Force in goals and ranked second in points during the USHL Playoffs...Led the USHL in playoff goals and ranked T-4th in points...Named the Dave Tyler Junior Player of the Year by USA Hockey (5/26)...Received the Curt Hammer Award as the USHL's gentleman of the year (5/16)...Earned USHL Player of the Conference Finals honors with nine points (6g, 3a) in four games (5/10)...Tallied a career-high six points (4g, 2a) in playoff victory at Lincoln (5/8)...Selected to the USHL First All-Star team (5/1)...Notched a career-high six-game point streak (5g, 7a), 1/21-2/10...Named USHL Player of the Week Jan. 31 as he posted five points (3g, 2a) in two games...Served as Captain of Team USA at the 2022 World Junior A Challenge where he led the team with six assists and nine points in six games to earn MVP honors and a gold medal...Tallied career-high four assists in victory over Sioux Falls (11/17)...**2021-22:** Led Fargo in shots (174), ranked T-1st in GWG (4) and PPG (6), T-2nd in goals, and second in assists and points...Ranked fourth among USHL rookies in goals, assists, and points...Named to the USHL All-Rookie Team...Began his rookie season with a five-game point streak (2g, 5a), 9/25-10/16...Netted his first career USHL goal vs. Team USA (9/26)...Netted four goals in four games for Team USA at the 2021 Hlinka Gretzky Cup.

SEASON	CLUB	LEAGUE	REGULAR SEASON					PLAYOFFS				
			GP	G	A	PTS	PIM	GP	G	A	PTS	PIM
2021-22	Fargo	USHL	62	20	29	49	14	2	0	0	0	0
2022-23	Fargo	USHL	57	30	36	66	46	9	6	3	9	16

ALEKSEI KOLOSOV GOALTENDER

Catches: Left | Height: 6-1 | Weight: 187

Born: January 4, 2002; Minsk, Belarus

Acquired: Selected in the third round (78th overall) of the 2021 NHL Draft.

2022-23: Denied 29-of-30 shots and recorded his third career assist in his win over Spartak (2/7)...Posted a 2-1-0 record with 91 saves on 96 shots against during three-game week (1/3-1/7)...Earned a 2-0-1 record with 91 saves on 95 shots against during three game week (11/28-12/2)...Collected career-high 47 saves on career-high 48 shots against vs Spartak (11/30)...Won back-to-back starts twice (10/18-10/22 and 11/9-11/11)...Recorded his second career assist in Minsk's 5-2 loss vs. Torpedo (10/9)...**2021-22:** Won a gold medal with Team Belarus at the 2022 World Junior Championship Division I where he played to a 5-0-0 record with a 1.60 GAA and a .932 SV% in five games and earned Best Goaltender and Top Player on Team Belarus honors...Made a season-high 38 saves on 39 shots to earn a victory and tallied his first career assist against Riga (12/20)...Denied all 31 shots he faced to earn his second KHL shutout (9/20)...**2020-21:** Made KHL debut against Dynamo Moscow (10/21)...Earned his first KHL victory and shutout, stopping 22 shots faced against Riga (10/28)...Appeared in 12 games for Dinamo-Molodechno in the top professional league in Belarus where he went 6-6-0 with a 2.23 GAA, .915 SV%, and one shutout...Named the December Belarus Young Player of the Month...Denied 22 shots to earn his first KHL shutout (10/28) at the 2021 Hlinka Gretzky Cup.

SEASON	CLUB	LEAGUE	REGULAR SEASON							PLAYOFFS				
			GP	W	L	OT	GAA	SO	GP	W	L	GAA	SO	
2020-21	Minsk Dynamo	KHL	9	3	5	1	2.69	1	-	-	-	-	-	
2021-22	Minsk Dynamo	KHL	22	11	9	1	2.90	1	3	0	2	4.01	0	
2022-23	Minsk Dynamo	KHL	42	13	21	5	2.55	0	3	1	2	3.08	0	



RYAN MacPHERSON CENTER


Shoots: Left | Height: 6-0 | Weight: 167

Born: March 2, 2005; Windsor, Ontario

Acquired: Selected in the sixth round (172nd overall) of the 2023 NHL Draft.

2022-23: Led Leamington in assists and GWG (7), ranked second in goals and points during the regular season...Led the team in assists, points, and GWG (6), ranked second in goals and PPG (4) during the Sutherland Cup Playoffs as the Flyers won the Sutherland Cup...Led the League in playoff points and GWG, ranked second in assists and T-3rd in goals...Received the Kevin McIntosh Award as the Best Defensive Forward in the GOJHL's Western Conference...Posted at least one point in 20-of-24 playoff games, including a nine-game point streak (5g, 11a), 4/2-4/30...Registered a career-high 14-game point streak (6g, 16a), 12/17-2/16...Notched a career-high five-point game, including his first career GOJHL hat-trick (3g, 2a), vs. Strathroy (10/13)...**2021-22:** Led Leamington in assists, PPA (9), and GWG (5), ranked T-2nd in points and fourth in goals...Led the GOJHL in assists, ranked fourth in points...Selected to the GOJHL's Western Conference All-Rookie Team...Registered a 12-game point streak (4g, 13a), 2/25-3/23...Produced a season-high 13-game point streak (5g, 13a), 11/20-2/12...Netted his first career GOJHL goal at St. Mary's (10/15)...Collected his first career GOJHL point as part of his first multi-point performance (3a) vs. London (10/7).

SEASON	CLUB	LEAGUE	REGULAR SEASON					PLAYOFFS				
			GP	G	A	PTS	PIM	GP	G	A	PTS	PIM
2021-22	Leamington	GOJHL	48	14	38	52	8	16	3	12	15	4
2022-23	Leamington	GOJHL	49	25	36	61	20	24	14	24	38	4



MATTEO MANN DEFENSEMAN

Shoots: Right | Height: 6-6 | Weight: 229

Born: December 31, 2004; Sackville, New Brunswick

Acquired: Selected in the seventh round (199th overall) of the 2023 NHL Draft.

2022-23: Ranked third on Chicoutimi in penalty minutes...Named the Scholastic Player of the Month for February...Skated in the 2023 CHL Top Prospects games and fired two shots on goal (1/25)...Posted assists in back-to-back games (2a), 10/23-10/26... **2021-22:** Posted career-high three-game point streak (1g, 5a), 4/3-4/8...Registered his first career QMJHL multi-point game (2a) vs. Quebec (3/18)...Named the Scholastic Player of the Month for January...Picked up his first career QMJHL assist vs. Sherbrooke (10/16)... **2020-21:**

Named the Scholastic Player of the Month for February...Netted his first career QMJHL goal vs. Gatineau (11/22)...Made his QMJHL debut vs. Shawinigan (10/2).

SEASON	CLUB	LEAGUE	GP	REGULAR SEASON					PLAYOFFS				
				G	A	PTS	PIM	GP	G	A	PTS	ZPIM	
2020-21	Chicoutimi	QMJHL	20	1	0	1	13	-	-	-	-	-	-
2021-22	Chicoutimi	QMJHL	63	2	9	11	51	3	0	0	0	0	2
2022-23	Chicoutimi	QMJHL	45	0	5	5	52	3	0	0	0	0	7



HUNTER McDONALD DEFENSEMAN

Shoots: Left | Height: 6-4 | Weight: 207

Born: May 11, 2002; Fairport, New York

Acquired: Selected in the sixth round (165th overall) of the 2022 NHL Draft.

2022-23: Named Hockey East's Best Defensive Defenseman (3/8)...Named to the 2022-23 Pro Ambitions All-Rookie Team (3/8)...Led Hockey East in blocks (94)...Led Northeastern in blocks and plus/minus rating and ranked sixth in assists...Posted his second multi-assist game (2a) of the season vs. UMass Lowell (3/4)...

Fired two shots and blocked one in Beanpot championship win over Harvard (2/13)...Named Hockey East Defender of the Week (2/13)...Scored his first collegiate goal at Boston University (2/6)...Posted an assist and career-high nine blocks in win over Boston College (1/31)...Tallied first collegiate multi-point game (2a) at Maine (10/29)...Tallied his first collegiate point (assist) vs. Vermont (10/7)... **2021-22:** Accumulated 14 points (4g, 10a) in 54 USHL games as he began the season with Omaha before a mid-season trade to Chicago...Selected to compete in the 2022 BioSteel All-American Game and registered one shot on goal...Began the season with a season-high three-game point streak (1g, 2a), 9/23-10/1... **2020-21:** Collected his first USHL multi-point game (1g, 1a) vs. Lincoln (4/16)...Netted his first USHL goal at Fargo (4/2)...Tallied his first USHL point and assist vs. Lincoln (3/20).

SEASON	CLUB	LEAGUE	GP	REGULAR SEASON					PLAYOFFS				
				G	A	PTS	PIM	GP	G	A	PTS	PIM	
2020-21	Omaha	USHL	36	2	3	5	96	2	0	0	0	0	2
2021-22	Omaha	USHL	33	3	7	10	59	-	-	-	-	-	
	Chicago	USHL	21	1	3	4	28	3	0	0	0	4	
2022-23	Northeastern Univ.	H-East	35	1	13	14	56	-	-	-	-	-	



OWEN McLAUGHLIN CENTER

Shoots: Left | Height: 6-0 | Weight: 158

Born: March 25, 2003; Spring City, Pennsylvania

Acquired: Selected in the seventh round (206th overall) of the 2021 NHL Draft.

2022-23: Ranked fourth on the team in assists and tenth in points...Netted his second goal of the season vs. St. Cloud State (1/17)...Netted his first career collegiate goal vs. Miami (Ohio) (1/28)...Posted second multi-point game (2a) of his season vs. Western Michigan (1/14)...Registered first career multi-point game (2a) at Omaha (11/4)...Recorded his first collegiate point (assist) vs. Holy Cross (10/8)... **2021-22:** Skated in first full USHL season and won the Clark Cup Championship with Sioux City...Led the Musketeers in points and assists,

ranked second in goals during the regular season...Named to the USHL Third All-Star team...Named USHL Forward of the Week for Week 18 (2/1)...Registered two four-point performances - 2g, 2a vs. Tri-City (10/22) and 3g, 1a vs. Sioux Falls (1/28)...Posted a career-high eight-game point streak (7g, 9a), 12/18-1/21... **2020-21:** Tallied 54 points (16g, 38a) in 33 games for Mount St. Charles Academy in Rhode Island...Led the team in points and assists, ranked second in goals.

SEASON	CLUB	LEAGUE	GP	REGULAR SEASON					PLAYOFFS				
				G	A	PTS	PIM	GP	G	A	PTS	PIM	
2020-21	U.S. National Dev.	USHL	4	0	0	0	0	-	-	-	-	-	
2021-22	Sioux City	USHL	62	28	44	72	16	10	0	5	5	0	
2022-23	Univ. of North Dakota	NCHC	37	2	13	15	10	-	-	-	-	-	



FUTURE FLYERS

MATVEI MICHKOV RIGHT WING


Shoots: Left | Height: 5-10 | Weight: 147

Born: December 9, 2004; Perm, Russia

Acquired: Selected in the first round (7th overall) of the 2023 NHL Draft.

2022-23: Collected 20 points (9g, 11a) in 27 games with Sochi of the KHL after being loaned to the club by St. Petersburg SKA... Ranked fourth in points and T-5th in goals on the team despite playing at least 28 games fewer than the teammates ahead of him... Posted career-high five points (1g, 4a) vs. Kunlun RS (2/26)... Skated in 12 games for SKA Neva of the VHL and accumulated 14 points (10g, 4a)... Ranked third on SKA Neva in goals... Tallied a five-game goal and point streak (5g, 3a), 10/7-11/5... Loaned to Kapitán Stupino of the MHL for their playoff run and garnered seven points (4g, 3a) in five games... **2021-22:** Split time between SKA Varyagi and SKA 1946 of the MHL and collected 51 points (30g, 21a) in 28 total games and won the Kharlamov Cup with SKA-1946... Ranked T-10th in the league in goals... Led the MHL in playoff goals and PPG (5), ranked seventh in points... Posted career-high 12-game point streak (18g, 12a), 10/1-1/16... Netted career-high five goals vs. JHC Dynamo SPb (11/20)... Netted his first career KHL goal and point as part of a three-point performance (2g, 1a) vs. Admiral (9/6)... Made his KHL debut (9/2)... Won a gold medal with Team Russia at the 2021 Hlinka Gretzky Cup and posted 13 points (8g, 5a) in five games... Led the 2021 Hlinka Gretzky Cup in points and ranked T-1st in goals... **2020-21:** Split time between SKA Varyagi and SKA 1946 of the MHL and collected 56 points (38g, 18a) in 56 combined games... Led the MHL in goals, ranked second in PPG (11), and eighth in points... Tallied three consecutive three-point performances (6g, 3a), 1/23-1/28... Netted his first career MHL goal in his MHL debut vs. JHC Dynamo SPb (9/5)... Won a silver medal with Team Russia at the 2021 U18 World Junior Championship and tallied 16 points (12g, 4a) in seven games... Named Best Forward and Most Valuable Player at the 2021 WJC as he led all skaters in goals and points.

SEASON	CLUB	LEAGUE	REGULAR SEASON						PLAYOFFS			
			GP	G	A	PTS	PIM	GP	G	A	PTS	PIM
2020-21	SKA 1946	MHL	50	35	17	52	45	5	1	2	3	6
	SKA Varyagi	MHL	6	3	1	4	2	-	-	-	-	-
2021-22	St. Petersburg SKA	KHL	13	2	3	5	0	-	-	-	-	-
	SKA 1946	MHL	22	22	16	38	22	17	13	4	17	16
2022-23	SKA Varyagi	MHL	6	8	5	13	2	-	-	-	-	-
	St. Petersburg SKA	KHL	3	0	0	0	2	-	-	-	-	-
	Sochi HC	KHL	27	9	11	20	20	-	-	-	-	-
	SKA Neva	VHL	12	10	4	14	4	-	-	-	-	-



TY MURCHISON DEFENSEMAN

Shoots: Left | Height: 6-2 | Weight: 192

Born: February 2, 2003; Corona, California

Acquired: Selected in the fifth round (158th overall) of the 2021 NHL Draft.

2022-23: Ranked third on the team in blocked shots (50) and 10th in shots (54)... Reached 50 blocked shots for the second consecutive season... Fired career-high five shots (12/30) and blocked career-high nine shots (12/31) in back-to-back vs. Boston College... **2021-22:** Posted his first NCAA multi-goal game at Colorado College (12/7)... Netted his first NCAA goal and point vs. New Hampshire (10/16)... **2020-21:** Recorded 15 points (7g, 8a) in 48 games for the US Under-18 Team... Represented Team USA at the 2021 Under-18 World Championship where he notched one assist in five games... Selected to compete in the 2021 BioSteel All-American Game and registered a plus-2 rating... **2019-20:** Recorded eight points (2g, 6a) in 41 games for the US Under-17 Team.


SEASON	CLUB	LEAGUE	REGULAR SEASON						PLAYOFFS			
			GP	G	A	PTS	PIM	GP	G	A	PTS	PIM
2019-20	U.S. National U17	USHL	28	1	4	5	56	-	-	-	-	-
2020-21	U.S. National Dev.	USHL	23	3	2	5	12	-	-	-	-	-
2021-22	Arizona State Univ.	NCAA	35	4	3	7	76	-	-	-	-	-
2022-23	Arizona State Univ.	NCAA	36	2	3	5	93	-	-	-	-	-

MASSIMO RIZZO CENTER

Shoots: Left | Height: 5-10 | Weight: 180
 Born: June 13, 2001; Burnaby, British Columbia
 Acquired: Trade with Carolina on August 9, 2023.

2022-23: Recorded a seven-game point streak (6g, 7a) from 2/4-2/25...Collected an 11-game point streak (6g, 8a) from 11/26-1/14, including a four-game goal streak (4g) from 11/26-12/9...Posted a six-game point streak (4g, 10a) from 10/21-11/4, including a four-point game (1g, 3a) at Miami (10/29)...Started the season on a three-game assist streak (3a) from 10/7-10/14...**2021-22:** Ranked T-4th in points and GWG (3), T-5th in PPG (4) and assists, T-8th in plus/minus rating (+18) and T-9th in goals among Division I freshmen... Ranked T-5th on the Pioneers in assists and finished second in that category during conference play (17)... Recorded two points (1g, 1a) in Denver's Frozen Four wins over Michigan and Minnesota State, including a goal in the national championship as the Pioneers captured their ninth national championship...Posted a six-game point streak from 11/12-12/4 (4g, 7a), including a five-game assist streak from 11/12-12/3 (7a) and his first collegiate three-point outing (1g, 2a) vs. Miami (11/19)...Named the NCHC Rookie of the Month for October...Opened his collegiate career with multi-point performances in four of his first five games (10/8-10/22: 5g, 3a)... Earned NCHC Rookie of the Week (10/11)...**2020-21:** Traded to the Chilliwack (10/19)...Did not appear in any games with Chilliwack...**2019-20:** Ranked third on the Express in goals, T-4th in points and T-7th in assists...Established BCHL career highs in goals and points...Scored a hat trick vs. Langley (1/31)...Scored a hat trick including 100th career BCHL point vs. Surrey (11/22)...Earned a five-game point streak from 11/15-11/24 (4g, 4a)...Recorded an assist in 100th career BCHL game at Victoria (10/29)...Earned a six-game point streak from 10/27-11/6 (3g, 5a)...Opened the season with a four-game point streak from 10/3-10/12 (2g, 3a)...Traded to Coquitlam (6/1)...**2018-19:** Served as the Vees' captain...Missed 21 games due to injury...Collected 10 multi-point games...Posted a five-game point streak from 11/14-11/24 (3g, 3a)...Recorded a five-game assist streak from 11/2-11/10 (8a)...**2017-18:** Finished fourth on Penticton in assists and points and fifth in goals...Registered seven multi-point games including a season-high five assists at West Kelowna (11/17)...**2016-17:** Made BCHL playoff debut vs. Merritt (3/23)... Scored first career BCHL playoff goal vs. Chilliwack (4/18)... Made BCHL debut vs. Langley (10/12).

SEASON	CLUB	LEAGUE	REGULAR SEASON							PLAYOFFS				
			GP	G	A	PTS	PIM	GP	G	A	PTS	PIM		
2016-17	Penticton	BCHL	3	0	0	0	0	7	1	0	1	0		
2017-18	Penticton	BCHL	50	13	25	38	18	11	4	6	10	6		
2018-19	Penticton	BCHL	37	11	29	40	24	6	3	3	6	2		
2019-20	Coquitlam	BCHL	42	19	25	44	26	4	4	3	7	6		
2021-22	Univ. of Denver	NCHC	39	12	24	36	48	-	-	-	-	-		
2022-23	Univ. of Denver	NCHC	38	17	29	46	14	-	-	-	-	-		



ETHAN SAMSON DEFENSESMAN

Shoots: Right | Height: 6-3 | Weight: 205
 Born: August 23, 2003; Delta, British Columbia


Acquired: Selected in the sixth round (174th overall) of the 2021 NHL Draft.

2022-23: Set career highs in goals, assists, points, and PPG (10) this season...Ranked third among WHL defensemen in shots (219), fourth in in goals and PPG during the regular season...Ranked third on the team in shots and PPA (22), fourth in PPG, fifth in assists and points, and T-6th in goals during the regular season...Won Prince George's Eric Brewer Award for the second consecutive season (4/28)...Named to WHL's B.C. Division First All-Star Team (3/28)...Tied his career-high eight-game point streak (4g, 8a), 3/3-3/17...Tallied seven points (3g, 4a) in three consecutive multi-point games, including four PPP (2g, 2a) and a SHG (3/3-3/8)...Posted a six-game point streak (2g, 6a), 1/13-1/21...Fired career-high 10 shots at Swift Current (1/14)...Netted first career three-point game (1g, 2a) at Kamloops (12/31)... Signed ELC with Philadelphia (12/31)...Earned an invitation to Canada's National Junior Team selection camp (12/5)...Named team captain (9/30)...**2021-22:** Received two team awards – the Dan Hamhuis MVP Award and the Eric Brewer award as top defenseman... Named to WHL's B.C. Division Second All-Star Team...Posted a career-high eight-game point streak (3g, 7a), 2/19-3/18...**2020-21:** Registered his first WHL multi-point game (2a) at Victoria (3/29)...2019-20: Netted his first WHL goal and point vs. Kelowna (10/5).

SEASON	CLUB	LEAGUE	REGULAR SEASON							PLAYOFFS				
			GP	G	A	PTS	PIM	GP	G	A	PTS	PIM		
2019-20	Prince George	WHL	61	2	5	7	26	-	-	-	-	-		
2020-21	Prince George	WHL	22	1	11	12	10	-	-	-	-	-		
2021-22	Prince George	WHL	68	15	28	43	46	4	0	0	0	0		
2022-23	Prince George	WHL	60	18	42	60	71	10	0	5	5	8		



FUTURE FLYERS



CARTER SOTHERAN DEFENSEMAN

Shoots: Right | Height: 6-3 | Weight: 200

Born: June 26, 2005; Sanford, Manitoba

Acquired: Selected in the fifth round (135th overall) of the 2023 NHL Draft.

2022-23: Ranked second among WHL rookie defensemen in points, T-2nd in assists, and T-4th in goals...

Registered his first career WHL playoff point (assist) in win vs. Everett (4/1)...Netted his first career WHL goal vs. Kelowna (10/29)...Notched his first career WHL point (assist) as part of a three-assist performance in his second career game at Kelowna (9/24)...**2021-22:** Tallied 54 points (20, 34a) in 41 games with Pembina Valley

in the MU18HL...Led all league defensemen in goals and points...Named to CEHL U18 Western Region All-Star team (5/15)...Named MU18HL First-Team All-Star and Defenseman of the Year (2/22).

SEASON	CLUB	LEAGUE	REGULAR SEASON					PLAYOFFS				
			GP	G	A	PTS	PIM	GP	G	A	PTS	PIM
2022-23	Portland	WHL	68	4	19	23	54	9	0	1	1	12

SANTERI SULKU LEFT WING


Shoots: Left | Height: 6-4 | Weight: 194

Born: June 13, 2004; Helsinki, Finland

Acquired: Selected in the seventh round (197th overall) of the 2022 NHL Draft.

2022-23: Was rostered by Modo Jr. of the top junior league in Sweden, but did not appear in a game this season due to a lower-body injury..**2021-22:** Appeared in five playoff games for the Jokerit Under-18 team and tallied two points (1g, 1a) to help the squad capture a silver medal...Added two points (1g, 1a) in four games for Finland's Under-18 team on the international stage..**2020-21:** Appeared in four games for the Jokerit Under-20 team as a 16-year-old and was held scoreless.

SEASON	CLUB	LEAGUE	REGULAR SEASON					PLAYOFFS				
			GP	G	A	PTS	PIM	GP	G	A	PTS	PIM
2020-21	Jokerit U18	SM-Sarja	11	10	7	17	2	-	-	-	-	-
2021-22	Jokerit U20	SM-Sarja	35	13	19	32	30	2	1	1	2	0



SAMU TUOMALA RIGHT WING

Shoots: Right | Height: 5-11 | Weight: 185

Born: January 8, 2003; Oulu, Finland

Acquired: Selected in the second round (46th overall) of the 2021 NHL Draft.

2022-23: Named to the Mestis First All-Star Team and finished with the highest points-per-game in the league...Added four points (2g, 2a) in eight games with Finland's Under-20 team on the international stage...Posted three season-high seven-game point streaks (6g, 8a), 4/1-4/13; (9g, 6a), 1/7-1/21; (5g, 8a), 12/2-12/17...Collected his tenth three-plus point game (1g, 2a) of the season (4/13)...Registered season-high four points (3g, 1a) and plus-3 rating (3/11)...Posted four-game multi-point game streak (5g, 5a), 1/13-1/21...Earned points

in 14 consecutive games with Kettera (14g, 14a), 12/2-1/21...Collected season-high three assists as part of a five point weekend (1g, 4a) (12/16-12/17)...Netted a four-game goal-streak (4g), 12/2-12/8...Netted five goals in a two-game span, including a hat-trick, on first loan to Kettera of the Mestis league (11/23-11/25)...**2021-22:** Made his North American debut with Lehigh Valley...Added four points (2g, 2a) in seven games for Finland's Under-20 team on the international stage...Signed ELC with Philadelphia (8/14)...**2020-21:** Tallied 31 points (15g, 16a) in 30 games with Karpat Jr. in the Under-20 SM-sarja league...Made his debut in Finland's top professional league with Karpat...Skated for Team Finland at the 2021 Under-18 World Junior Championship and collected 11 points (5g, 6a) in seven games...Named a Top-3 Player on Team Finland at the 2021 Under-18 World Junior Championship and was named to the tournament All-Star team.

SEASON	CLUB	LEAGUE	REGULAR SEASON					PLAYOFFS				
			GP	G	A	PTS	PIM	GP	G	A	PTS	PIM
2020-21	Karpat	SM-liiga	5	0	0	0	0	-	-	-	-	-
2021-22	Lehigh Valley	AHL	2	0	0	0	0	-	-	-	-	-
	Sport Vaasa	SM-liiga	13	1	1	2	2	-	-	-	-	-
2022-23	Jukurit Mikkelii	SM-liiga	8	0	1	1	6	1	0	0	0	0
	Jukurit Mikkelii	SM-liiga	13	0	0	0	4	-	-	-	-	-
	Pelittat Heinola	Mestis	2	1	1	2	2	-	-	-	-	-
	Kettera Imatra	Mestis	29	26	20	46	10	-	-	-	-	-



BRIAN ZANETTI DEFENSEMAN

Shoots: Left **Height:** 6-3 **Weight:** 186

Born: March 15, 2003; Lugano, Switzerland

Acquired: Selected in the fourth round (110th overall) of the 2021 NHL Draft.

2022-23: Added seven points (1g, 6a) in 23 playoff games as Peterborough won the OHL Championship... Registered three points (2g, 1a) in five games at the 2023 Memorial Cup... Collected his first career multi-point (2a) playoff game in Game Seven to help send Peterborough to the OHL Championship Series (5/8)...

Missed 12 regular season games due to an upper-body injury sustained during WJC (1/7-1/29)... Signed a

two-year contract with the SCL Tigers of the Swiss National League for 2023-24 season (1/18)... Appeared in five games for Switzerland at the 2023 World Junior Championships and collected one assist and three shots... Posted career-high seven shots vs. Oshawa (11/17)... **2021-22:** Tallied career-high three assists vs. Ottawa (1/20)... Netted his first OHL goal at Ottawa (1/14)... Appeared in four games for Switzerland at the 2022 World Junior Championship and collected two assists... Posted a career-high five-game point streak (6a), 11/4-11/13... Produced a multi-point game (2a) in his OHL debut at North Bay (10/7)... **2020-21:** Skated in 41 games for Lugano Under-20 in Switzerland's top junior league and totaled 29 points (9g, 20a)... Represented Team Switzerland at the 2021 Under-18 World Junior Championship and posted one assist and a plus-2 rating in five contests.

SEASON	CLUB	LEAGUE	REGULAR SEASON					PLAYOFFS				
			GP	G	A	PTS	PIM	GP	G	A	PTS	PIM
2021-22	Peterborough	OHL	56	4	22	26	16	4	1	0	1	8
2022-23	Peterborough	OHL	47	5	7	12	27	23	1	6	7	6

YEGOR ZAVRAGIN GOALTENDER

Catches: Left **Height:** 6-3 **Weight:** 183

Born: August 23, 2005; Novosibirsk, Russia

Acquired: Selected in the third round (87th overall) of the 2023 NHL Draft.

2022-23: Ranked third in SV%, T-3rd in wins, and fourth in GAA among 17-year-old goaltenders in the MHL... Made career-high 37 saves in 2-1 overtime victory vs. Tolpar (11/29)... Saved 69-of-71 shots (.972 SV%) to notch season-high three-game win streak (10/26-11/2)... Denied all 18 shots faced to earn lone shutout of the season vs. Loko-76 (10/27)... Appeared in one game for Yugra Khanty-Mansiysk of the VHL and denied all three shots he faced (9/27)... **2021-22:** Tallied second shutout of the season with 23 saves vs. Ladya (1/12)... Denied 143-of-150 shots (.953 SV%) to collect career-high five-game win streak (11/10-12/24)... Denied all 33 shots faced to nab first career MHL shutout vs. Belye Medvedi (11/10)... Registered two assists in victory over Sarmaty (10/5)... Stopped 21-of-22 shots to earn first career MHL victory vs. Sibirskie Snajpery (9/11)... Made his MHL debut and stopped 13-of-15 shots (9/6).

SEASON	CLUB	LEAGUE	REGULAR SEASON							PLAYOFFS				
			GP	W	L	OT	GAA	SO	GP	W	L	GAA	SO	
2021-22	Mamonty Ugry	MHL	31	20	4	2	2.13	2	1	0	0	9.00	0	
2022-23	Mamonty Ugry	MHL	21	11	6	1	2.49	1	4	2	2	2.68	0	



HOW THE FLYERS WERE BUILT

YEAR	DRAFT (RD/PICK)	FREE AGENT (SIGNED)	TRADE/WAIVERS (TEAM, DATE)
2011	SEAN COUTURIER (1/8)		
2012	SCOTT LAUGHTON (1/20)		
2014	TRAVIS SANHEIM (1/17)		
2015	TRAVIS KONECNY (1/24) FELIX SANDSTROM (3/70) IVAN FEDOTOV (7/188)		
2016	CARTER HART (2/48) WADE ALLISON (2/52) TANNER LACZYNSKI (6/169)		
2017	MORGAN FROST (1/27) NOAH CATES (5/137) OLLE LYCKSELL (6/168)		
2018	JOEL FARABEE (1/14) ADAM GINNING (2/50) SAMUEL ERSSON (5/143)	EGOR ZAMULA (9/20)	
2019	CAM YORK (1/14) BOBBY BRINK (2/34) RONNIE ATTARD (3/72) MASON MILLMAN (4/103) BRYCE BRODZINSKI (7/196)		
2020	TYSON FOERSTER (1/23) EMIL ANDRAE (2/54) ZAYDE WISDOM (4/94) ELLIOT DESNOYERS (5/135)		
2021	SAMU TUOMAALA (2/46) ALEKSEI KOLOSOV (3/78) BRIAN ZANETTI (4/110) TY MURCHISON (5/158) ETHAN SAMSON (6/174)	NICK SEELER (7/28) J.R. AVON (9/22)	RYAN ELLIS (NSH, 7/17) RASMUS RISTOLAINEN (BUF, 7/23) CAM ATKINSON (CBJ, 7/24)
2022	CUTTER GAUTHIER (1/5) DEVIN KAPLAN (3/69) ALEX BUMP (5/133) HUNTER MCDONALD (6/165) SANTERI SULKU (7/197) ALEXIS GENDRON (7/220)	LOUIE BELPEDIO (7/13) ADAM BROOKS (7/13) NICK DESLAURIERS (7/13) COOPER MARODY (7/13)	OWEN TIPPETT (FLA, 3/19)
2023	MATVEI MICHKOV (1/7) OLIVER BONK (1/22) CARSON BJARNASON (2/51) YEGOR ZAVRAGIN (3/87) DENVER BARKEY (3/95) COLE KNUBLE (4/103) ALEX CIERNIK (4/120) CARTER SOTHERAN (5/135) RYAN MACPHERSON (6/172) MATTEO MANN (7/199)	WILL ZMOLEK (3/7) RHETT GARDNER (7/1) GARNET HATHAWAY (7/1) RYAN POEHLING (7/1) MARC STAAL (7/3) VICTOR METE (7/5)	HELGE GRANS (LAK, 6/6) CAL PETERSEN (LAK, 6/6) SEAN WALKER (LAK, 6/6) MASSIMO RIZZO (CAR, 8/9)



PRIMARY DEVELOPMENT AFFILIATE AMERICAN HOCKEY LEAGUE

Address: PPL Center | 701 Hamilton Street | Allentown, PA 18101

Phone: (610) 224-4625

Website: phantomshockey.com | **Twitter:** @LVPhantoms

Home Rink: PPL Center

2022-2023 Record: 37-29-3-3 = 80 points

Affiliation: Philadelphia's primary developmental affiliate since 1996-97.

CLUB DIRECTORY

Owners/Governors: Jim Brooks & Rob Brooks

Head Coach: Ian Laperriere

Assistant Coach: Jason Smith

Assistant Coach: John Snowden

Assistant Coach/Director of Hockey Operations: Bill Downey

Goaltending Coach: Brady Robinson

LEHIGH VALLEY PHANTOMS SCHEDULE (ALL TIMES EASTERN)

October

Sat. 10.14 vs. Cleveland 7:05 pm
Sun. 10.15 vs. Belleville 1:05 pm
Fri. 10.20 at Springfield 7:05 pm
Sat. 10.21 at Hartford 7:00 pm
Sun. 10.22 vs. Springfield 3:05 pm
Sat. 10.28 at Hershey 7:00 pm
Sun. 10.29 vs. Hartford 5:05 pm

November

Wed. 11.1 at Hershey 7:00 pm
Fri. 11.3 vs. Hartford 7:05 pm
Sat. 11.4 at Springfield 7:05 pm
Wed. 11.8 at Springfield 10:35 am
Sat. 11.11 vs. Hershey 7:05 pm
Sun. 11.12 at Hershey 3:05 pm
Fri. 11.17 at Laval 7:00 pm
Sat. 11.18 at Belleville 7:00 pm
Tue. 11.21 at Toronto 7:00 pm
Fri. 11.24 vs. Providence 7:05 pm
Sat. 11.25 vs. Rochester 7:05 pm

December

Fri. 12.1 at Hartford 7:00 pm
Sat. 12.2 at Hartford 7:00 pm
Sun. 12.3 at Providence 3:05 pm
Fri. 12.8 vs. Providence 7:05 pm
Sat. 12.9 vs. Charlotte 7:05 pm
Wed. 12.13 vs. Charlotte 7:05 pm

Fri. 12.15 vs. Laval 7:05 pm
Sat. 12.16 vs. Springfield 7:05 pm
Thu. 12.21 at Charlotte 7:00 pm
Fri. 12.22 at Charlotte 6:00 pm
Wed. 12.27 vs. Utica 7:05 pm
Sat. 12.30 vs. Hershey 7:05 pm
Sun. 12.31 vs. Charlotte 7:05 pm.

January

Sat. 1.6 at W-B/Scranton 6:05 pm
Sun. 1.7 at Hershey 3:00 pm
Fri. 1.12 vs. Hartford 7:05 pm
Sat. 1.13 vs. Hershey 7:05 pm
Wed. 1.17 at Rochester 7:05 pm
Fri. 1.19 at Cleveland 7:00 pm
Sat. 1.20 at Cleveland 7:00 pm
Fri. 1.26 vs. W-B/Scranton 7:05 pm
Sat. 1.27 vs. Toronto 7:05 pm
Wed. 1.31 vs. Hershey 7:05 pm

February

Fri. 2.2 vs. Hershey 7:05 pm
Sat. 2.3 at W-B/Scranton 7:05 pm
Fri. 2.9 vs. W-B/Scranton 7:05 pm
Sat. 2.10 at Bridgeport 7:00 pm
Sat. 2.17 vs. Syracuse 7:05 pm
Wed. 2.21 at W-B/Scranton 7:05 pm
Sat. 2.24 at Charlotte 4:00 pm
Sun. 2.25 at Charlotte 1:00 pm

March

Fri. 3.1 at Utica 7:00 pm
Sat. 3.2 vs. Bridgeport 7:05 pm
Sun. 3.3 vs. Hershey 3:05 pm
Fri. 3.8 vs. W-B/Scranton 7:05 pm
Sat. 3.9 at W-B/Scranton 6:05 pm
Sun. 3.10 at Bridgeport 3:00 pm
Wed. 3.13 at W-B/Scranton 7:05 pm
Fri. 3.15 at Providence 7:05 pm
Sat. 3.16 at Providence 7:05 pm
Wed. 3.20 vs. Springfield 7:05 pm
Sat. 3.23 vs. Bridgeport 7:05 pm
Sun. 3.24 vs. W-B/Scranton 3:05 pm
Fri. 3.29 at Syracuse 7:00 pm
Sat. 3.30 at W-B/Scranton 6:05 pm

April

Tue. 4.2 at Hershey 7:00 pm
Fri. 4.5 vs. Providence 7:05 pm
Sat. 4.6 vs. Cleveland 7:05 pm
Sun. 4.7 at W-B/Scranton 3:05 pm
Fri. 4.12 at Hershey 7:00 pm
Sat. 4.13 vs. Bridgeport 7:05 pm
Fri. 4.19 at Bridgeport 7:00 pm
Sat. 4.20 vs. W-B/Scranton 7:05 pm
Sun. 4.21 vs. Charlotte 3:05 pm



READING ROYALS



ECHL DEVELOPMENT AFFILIATE

Address: Santander Arena | 700 Penn St. | Reading, PA 19602

Phone: (610) 898-7825

Website: royalsshockey.com | **Twitter:** @ReadingRoyals

Home Rink: Santander Arena

2022-23 Record: 41-25-5-1=88 points

Affiliation: Philadelphia's secondary developmental affiliate since 2014-15.

CLUB DIRECTORY

President: David Farrar

Vice President of Operations: Dakota Procyk

Head Coach & Director of Hockey Operations: James Henry

Assistant Coach: Jason Binkley

READING ROYALS SCHEDULE (ALL TIMES EASTERN)

October

Fri. 10.20 at Newfoundland 5:30 pm
Sat. 10.21 at Newfoundland 5:30 pm
Sun. 10.22 at Newfoundland 2:30 pm
Sat. 10.28 vs. Trois-Rivières 7:00 pm
Sun. 10.29 vs. Trois-Rivières 3:00 pm

November

Fri. 11.3 at Toledo 7:15 pm
Sat. 11.4 at Wheeling 7:10 pm
Sun. 11.5 at Wheeling 4:10 pm
Wed. 11.8 vs. Norfolk 7:00 pm
Sat. 11.1 vs. Norfolk 7:00 pm
Fri. 11.17 vs. Newfoundland 7:00 pm
Sat. 11.18 vs. Newfoundland 7:00 pm
Wed. 11.22 at Adirondack 7:00 pm

Fri. 11.24 at Maine 7:15 pm
Sat. 11.25 at Maine 6:00 pm

December

Fri. 12.1 vs. Kalamazoo 7:00 pm
Sat. 12. vs. Kalamazoo 7:00 pm
Wed. 12.6 at Adirondack 7:00 pm
Fri. 12.8 vs. Trois-Rivières 7:00 pm
Sat. 12.9 vs. Trois-Rivières 7:00 pm
Fri. 12.15 vs. Worcester 7:00 pm
Wed. 12.20 at Norfolk 7:05 pm
Fri. 12.22 at Norfolk 7:05 pm
Sat. 12.23 at Norfolk 6:05 pm
Fri. 12.29 vs. Worcester 7:00 pm

Sat. 12.30 vs. Worcester 7:00 pm
Sun. 12.31 vs. Worcester 3:00 pm.

January

Wed. 1.3 at Idaho 9:10 pm
Fri. 1.5 at Idaho 9:10 pm
Sat. 1.6 at Idaho 9:10 pm
Fri. 1.12 vs. Maine 7:00 pm
Sat. 1.13 vs. Maine 7:00 pm
Mon. 1.15 vs. Maine 1:00 pm
Fri. 1.19 at Maine 7:15 pm
Sat. 1.20 at Maine 6:00 pm
Sun. 1.21 at Maine 3:00 pm
Fri. 1.26 vs. Wheeling 7:00 pm
Sat. 1.27 vs. Wheeling 7:00 pm

February

Fri. 2.2 at Adirondack 7:00 pm
Sat. 2.3 vs. Adirondack 7:00 pm
Sun. 2.4 vs. Adirondack 3:00 pm
Tue. 2.6 vs. Wheeling 10:30 am
Fri. 2.9 at Wheeling 7:10 pm
Sat. 2.10 at Wheeling 7:10 pm
Fri. 2.16 at Adirondack 7:00 pm
Sat. 2.17 vs. Newfoundland 7:00 pm
Mon. 2.19 vs. Newfoundland 1:00 pm
Wed. 2.21 vs. Newfoundland 7:00 pm
Fri. 2.23 at Adirondack 7:00 pm
Sat. 2.24 at Adirondack 7:00 pm
Wed. 2.28 vs. Wheeling 7:00 pm.

March

Fri. 3.1 vs. Adirondack 7:00 pm
Sat. 3.2 vs. Adirondack 7:00 pm
Wed. 3.6 vs. Norfolk 7:00 pm
Fri. 3.8 vs. Norfolk 7:00 pm
Sat. 3.9 at Norfolk 6:05 pm
Wed. 3.13 at Worcester 7:05 pm
Fri. 3.15 at Worcester 7:05 pm
Sat. 3.16 at Maine 6:00 pm
Sun. 3.17 at Maine 3:00 pm
Fri. 3.22 vs. Worcester 7:00 pm
Sat. 3.23 vs. Worcester 7:00 pm
Sun. 3.24 vs. Worcester 3:00 pm
Wed. 3.27 at Trois-Rivières 7:00 pm
Fri. 3.29 at Adirondack 7:00 pm
Sat. 3.30 at Adirondack 7:00 pm

April

Wed. 4.3 at Norfolk 7:05 pm
Fri. 4.5 at Norfolk 7:05 pm
Sat. 4.6 at Norfolk 6:05 pm
Fri. 4.12 vs. Orlando 7:00 pm
Sat. 4.13 vs. Orlando 7:00 pm



2022-23
RECAP



2022-23 SEASON NOTES

TOTAL TEAM EFFORT

- Philadelphia recorded a season-high seven-game point streak (5-0-2) from March 17-30.
- The Flyers notched two season-high four-game win streaks: March 21-28 & Dec. 29-Jan. 5.
- Philadelphia had six players with 40-plus points, the first campaign of five-plus players with 40-plus points since 2019-20 (6).
- The Flyers had nine players with 20-plus assists, the first campaign of nine-plus players with 20-plus assists since 2011-12 (10).
- The Flyers ranked second in the NHL with 1,411 blocked shots and fourth with 2,223 hits.
- Philadelphia reached 2,000-plus hits in a season for the sixth time in franchise history and for the first since 2016-17. The 2,223 hits are the second-most in franchise history – the franchise record is 2,511 hits set in 2014-15.
- The Flyers had six games of 40-plus hits - the most in a single season since recording 13 games during the 2014-15 campaign.
- Philadelphia recorded a franchise-best 59 hits Nov. 12 vs. OTT. The 59 hits are tied for the ninth-most in a regular season game in NHL history.
- The Flyers set a franchise record in blocked shots, surpassing their 1,317 set during the 2010-11 campaign.
- Philadelphia registered five games with 30-plus blocked shots – the most 30-plus blocked shot games in a Flyers season since 2005-06. The Flyers tallied a season-high 32 blocked shots Oct. 27 vs. FLA.

CAPITALIZING WHILE SHORTHANDED

- Philadelphia ranked T-4th in the NHL in short-handed goals (11) – the team's most SHG in a season since scoring 13 in 2010-11.
- The Flyers went 7-3-0 when scoring a shorthanded goal.
- **Scott Laughton** (7) and **Travis Konecny** (6) ranked T-3rd and fifth, respectively, in the NHL in shorthanded points. They are the first Flyers teammates with five-or-more SHP each in a single season since 2010-11 (Claude Giroux, 7 & Mike Richards, 6).
- **Noah Cates** scored his first career shorthanded goal Dec. 31 at LA, also the game-winning goal. Per NHL Stats, Cates became the fifth rookie in Flyers history to record his first SHG as the game winner, joining Matt Read (11/13/11), Dave

Poulin (4/2/83), Jim Johnson (3/20/69) & Dick Cherry (1/26/69).

- The Flyers scored a season-high two shorthanded goals Dec. 23 at CAR.
- **Konecny** (1-1=2) and **Laughton** (1-1=2) each recorded two shorthanded points Dec. 23 at CAR to become the 18th and 19th time, respectively, in Flyers history to record two-plus SHP in a game. They also became the 15th and 16th players, respectively, to record two-plus SHP in a game, last done by Simon Gagne on Nov. 13, 2008 at PIT.
- Dec. 23's contest marked the fifth time in franchise history that two-or-more players tallied two-plus SHP in a single game.

NHL & FLYERS DEBUTS

- The following players made their NHL debuts: **Olle Lycksell** (10/15/22 vs. VAN), **Samuel Ersson** (12/23/22) at CAR), **Elliot Desnoyers** (2/25/23 at NJ), **Tyson Foerster** (3/9/23 at CAR) & **Adam Ginning** (4/11/23 vs. CBJ).
- **Kiefer Bellows** (10/29), **Nick Deslauriers** (10/15), **Tony DeAngelo** (10/15) and **Brendan Lemieux** (3/5) each made their debuts with Philadelphia.

EMERGING YOUNG GUNS

- Philadelphia recorded 114 points (44-70=114) in the last 14 games of the season with 66 of those points (26-40=66) coming from 25-and-under aged players (57.9%), including 18 multi-point performances.
- **Wade Allison** ranked second on the team and among NHL rookies with 190 hits and collected 13 games with five-plus hits.
 - » The forward's 190 hits rank second-most by a Flyers rookie in a season in franchise history, and his 219 career hits rank second-most by a Flyers rookie all-time.
 - » He set career highs in games played (60), goals (9), assists (6), points (15) and shots (89) this season.
- **Noah Cates** collected 11 points (3-8=11) in the final 14 games of the season.
 - » He recorded six points (1-5=6) in a career-high four-game point streak, March 18-25.
 - » He set career highs in games played (82), goals (13), GWG (5), assists (25), points (38), PPA (5), PPP (8), shots (107) and multi-point games (9).
 - » He led NHL rookies in GWG, ranked T-1st in games played, sixth in scoring, seventh in

assists and T-10th in goals.

- » His five GWG rank T-6th in Flyers history for most GWG by a rookie in a single season.
- **Joel Farabee** set career highs in games played (82), assists (24), points (39) and shots (145).
 - » He tallied seven points (4-3=7) in a five-game point streak, March 17-25, to tie his career-high five-game point streak for the third time.
 - » He collected four goals in a career-high four-game goal streak, March 17-23.
- **Tyson Foerster** tallied seven points (3-4=7) in a career-high five-game point streak, March 17-25 – tied for the fourth-longest point streak by an NHL rookie.
 - » Per NHL Stats, he became the first Flyers rookie to record a point in at least five straight games since Nicolas Aube-Kubel (5 games Feb. 25-March 5, 2020).
 - » He netted his first career NHL goal, first power-play point (assist) and first career multi-point game March 18 vs. CAR.
 - » The 21-year-old collected his first NHL point with an assist on March 17 vs. BUF.
 - » He made his NHL debut with Philadelphia on March 9 at CAR.
- **Morgan Frost** owned 15 points (6-9=15) in the final 14 contests, including five multi-point games.
 - » He collected seven points (5-2=7) in a career-high five-game point streak, March 28–April 4.
 - » He set career highs in goals (19), assists (27), points (46), PPP (5) and GWG (3).
 - » He notched his first career four-assist game and his second career four-point game on Jan. 5, both coming against ARI this season. He became the 37th Flyer (68th time) in team history to record four-plus assists in a game.

TIPP OF THE HAT

- **Owen Tippett** recorded 15 points (9-6=14) in the final 15 contests, including a career-high three-game multi-point streak, April 9-13.
- He led the Flyers in PPG (8) and shots (231), ranked second in goals (27) and third in points (49) and GWG (4) in 77 contests.
- The 24-year-old set career highs in games played, goals, PPG, assists (22), points, PPP (12), shots and GWG.
- The forward recorded his first career NHL hat trick March 17 vs. BUF. Per NHL Stats, he became the third player in the past 20 years to score a

hat trick on St. Patrick's Day alongside Mika Zibanejad (2021) and Todd Bertuzzi (2003).

- The Peterborough, Ontario native, skated in 20-plus minutes of ice time in 14 of his last 24 games (since Feb. 21) when he only recorded three games of 20-plus minutes in his first 53 games of the season.

KONNECT FOUR

- **Travis Konecny** registered four points (2-2=4) at CHI on April 13 - tied for his career high for the second time.
- The winger set a career-high 31 goals and tied his career-high 61 points in a season for the second time (2019-20).
- He became the first Flyers player to record 30-plus goals in a season since Sean Couturier (33) did so in 2018-19.
- He led the Flyers in goals, multi-point games (19) and points, ranked T-1st in GWG (5) and third in assists (30) and shots (191).
- He netted his second career hat trick (last, Jan. 15 vs. PIT) on a season-high seven shots, Jan. 11 vs. WSH.
- He scored an even-strength goal, a shorthanded game-winning goal and a power-play empty-net goal to secure his hat trick Jan. 11 vs. WSH. Per NHL Stats, he became the fourth player in team history to score a PPG, SHG & a EVG in a single game: Mark Recchi (10/12/02 & 10/20/01), Bobby Clarke (12/13/80) & Rick MacLeish (12/9/78).
- He collected 20 points (12-8=20) in a career-high 10-game point streak, Dec. 20-Jan. 11. Per NHL Stats, he became the first Flyers player with a 10-game point streak since Claude Giroux in 2017-18 (10 GP), and the only Flyers player in the past 20 years with a longer run was Shayne Gostisbehere (15 GP in 2015-16).
- The London, Ontario, native recorded 14 points (7-7=14) in a nine-game road point streak, Dec. 11-Jan. 9. Per NHL Stats, he became the 19th player in Flyers history to record at least a nine-game road point streak and first since Jeremy Roenick recorded a 12-game road point streak from Dec. 4, 2001-Jan. 19, 2002.
- He registered a career-high six-game goal streak (7g), Dec. 23-Jan. 8 – tied for the sixth-longest goal streak in the NHL this season. Per NHL Stats, he is the third Flyers player in the last 20 years to record a six-game goal streak, joining Scott Hartnell (2011-12) and Jeff Carter (2009-10).



2022-23 SEASON NOTES

- He recorded a career-high four-game multi-point streak, Dec. 20-29. Per NHL Stats, he is the first Flyers player to record a four-game multi-point streak since Sean Couturier did so Feb. 12-19, 2019.
- The 26-year-old netted two goals Oct. 13 vs. NJ. Per NHL Stats, he became the second player in Flyers history to have two-or-more multi-goal games in a season opener (Bill Barber, 3x, 10/9/80, 10/9/81 & 10/7/82).

LOCKED ON LAUGHTON

- **Scott Laughton** set career highs in goals (18), PPG (5), SHG (3), assists (25), points (43), PPP (9), SHP (7) and shots (170).
- He ranked T-3rd in the NHL in shorthanded points and T-10th in shorthanded goals.
- He ranks first in Flyers history in SHG (7) since entering the League in 2012-13 with seven, T-16th all-time.
- The forward led the team in faceoff wins (509), ranked T-3rd in PPG, T-4th in goals, fifth in points and shots and T-5th in assists.
- He collected four points (3-1=4) in a three-game goal and point streak, March 21-25. The three-game goal streak tied his career high for the third time.
- The 28-year-old skated in his 500th career NHL game March 5 vs. Detroit to become the 39th player in Flyers history to reach the milestone.
- He recorded a season-high five-game point streak (3-4=7), Dec. 23-Jan. 5.
- He has scored all five career PPG this season: 1/14 at WSH, 1/11 vs. WSH, 12/31 at LA, 12/15 vs. NJ & 10/27 vs. FLA.
- He collected two shorthanded points (1-1=2) Dec. 23 at CAR, including his 100th career NHL assist.
- The Oakville, Ontario, native won a career-high 19 faceoff wins, Oct. 27 vs. FLA.

IVAN THE GREAT

- **Ivan Provorov** played in all 82 games in a season for the fourth time in his seven-year NHL career.
- The 26-year-old is the sole defenseman in team history to skate in 82-plus games in a season three-plus times and has played in 532 of 535 Flyers games since 2016-17.
- The blueliner owned 27 points (6-21=27), 24 penalty minutes, two power-play points, two

shorthanded points and 115 shots.

- He ranked second on the team and 14th in the NHL with 162 blocked shots. He tied his career-high 10 blocked shots on Oct. 13 vs. NJ which tied the franchise record he set for most blocked shots in a game (also, Nov. 2, 2017 at STL).
- He recorded his 200th NHL point (assist) on Nov. 26 at NYI and skated in his 500th career NHL game on Jan. 26 at MIN.

WHOLE LOT OF HART

- **Carter Hart** had seen 30-plus shots in 31 of his 55 games, posting a 16-9-6 in those contests – and went 5-0-0 when facing 40-plus shots.
- He set career highs in games played (55), games started (54), shutouts (2) and saves (1,510).
- He reached 20-plus wins in a season for the second time in his career (24 in 2019-20) and is the 12th goaltender in team history to record two-plus seasons of 20-plus wins.
- He played in his 200th career NHL game April 8 at NYI to become the fifth goalie in Flyers history to reach the milestone.
- His 83 wins ranked third for most wins by a Flyers goaltender in his first 200 games played, following Ron Hextall (101 wins, Oct. 9, 1986-March 8, 1990) and Steve Mason (91 wins, April 6, 2013-Dec. 19, 2016).
- He stopped 36-of-38 shots March 17 vs. BUF to earn his 80th career win. Per NHL Stats, he became the youngest goaltender (24 years, 216 days) in Flyers history to record 80 wins with the club, besting Ron Hextall's 24 years, 229 days.
- He earned his first shootout win of the season Feb. 9 vs. EDM, his sixth career, to move into third place in franchise history for most shootout wins.
- He earned his first shutout of the season and fourth of his career on Jan. 28 at WPG, stopping all 40 shots faced. Per NHL Stats, he became the seventh goaltender in Flyers history with a 40-save shutout in the regular season and the first since Brian Elliott (40 saves on Jan. 19, 2021).
- He tied his career-high 48 saves Dec. 15 at NJD. He also stopped 48 shots and tied his career-high 51 shots faced vs. FLA on Oct. 27 to become the second goaltender in Flyers history to have two-or-more games with 48-plus saves (Bernie Parent, 1/22/70 at BOS, 51; 1/3/77 at MTL, 49).

- He opened the season on an eight-game point streak (6-0-2) to become the fourth goaltender in team history to have started a season on an eight-game plus point streak: Pete Peeters (22-0-5 in 1979-80), Bob Froese (9-0-1 in 1982-83) and Dominic Roussel (8-0-0 in 1993-94). (NHL Stats)
- The Canadian native recorded a career-high season-opening five-game win streak, Oct. 13-27. Per NHL Stats, he became the seventh goaltender in Flyers history to win each of his first five games of a season and first since Ron Hextall (5-0-0 in 1995-96). The longest such stretch in franchise history is eight straight games, achieved by Dominic Roussel (1993-94) and Bob Froese (1982-83).

HOLLYWOOD ALL-STAR

- **Kevin Hayes** set career highs in games played (81), assists (36), PPP (16), PPA (10) and shots (209) and tied his career high in PPG (6).
- The 30-year-old led the team in assists, ranked second in points (54), PPA, PPP and shots and T-4th in goals (18).
- The forward represented the Flyers at the NHL All-Star Weekend, Feb. 3-4 – his first career All-Star appearance.
- He netted two power-play goals Jan. 22 vs. WPG for his first career multi power-play goal game. The contest also marked his 600th career NHL game to become the fifth Massachusetts native (87th player) to reach the milestone since entering the League in 2014-15.
- He registered his first career hat trick Jan. 17 vs. ANA, his 15th career three-point plus game.
- He recorded seven points (3-4=7) in a season-high six-game point streak, Nov. 12-21.
- The forward collected two career-high three-game power-play point streaks: Dec. 3-7 (1-2=3) and Oct. 13-18 (3a).
- He collected eight points (1-7=8) in a career-high five-game season-opening point streak, Oct. 13-22.
- The Dorchester, Mass., native tallied his 200th career assist Oct. 19 at FLA.

SOMETHING IN THE AIR

- **Sam Ersson** stopped a career-high 32 shots Feb. 20 at CGY to earn his sixth career win in seven starts. Per NHL Stats, he became the 12th goaltender in NHL history to win each of his first six career decisions, joining Ray Emery

(9-0-0), Martin Jones (8-0-0), Viktor Fasth (8-0-0), Bob Froese (8-0-0), Dan Ellis (7-0-0), Wayne Thomas (7-0-0), Spencer Knight, (6-0-0) Frederik Andersen (6-0-0), Damian Rhodes (6-0-0) Ken Dryden (6-0-0) and Frank McCool (6-0-0).

- Per NHL Stats, he is the second goaltender to win each of his first six career decisions with the Flyers, joining Bob Froese (8 decisions in 1982-83).
- The 23-year-old stopped all 28 shots faced Dec. 9 at BUF to earn his first NHL shutout.
- He became the 14th rookie goaltender in franchise history to record a shutout, first since Anthony Stolarz on Jan. 29, 2019 at NYR. Per NHL Stats, he required the fifth-fewest appearances (5 GP) by a rookie goaltender to record his first career shutout with the Flyers, behind Robbie Moore (1 GP in 1978-79), Stolarz (2 GP in 2016-17), Bob Froese (3 GP in 1982-83) and Doug Favell (3 GP in 1967-68).
- The backstop recorded a career-high four-game win streak, Dec. 29-Jan. 9.
- The four-game win streak ranked T-4th in franchise history for longest road win streak by a rookie goaltender and T-13th among Flyers rookie goaltenders overall.
- The Swedish native recorded his first NHL win Dec. 29 at SJ and made his NHL debut Dec. 23 at CAR.
- Per NHL Stats, this season marked the second time in franchise history that two goalies (Ersson & Sandstrom) earned their first NHL wins in the same season. Last, 1978-79 with Pete Peeters on Dec. 17, 1978 vs. STL and Robbie Moore on March 6, 1979 vs. Colorado Rockies.

HOMEGROWN DEFENSEMAN

- **Tony DeAngelo** led team defensemen with 42 points (11-31=42) in 70 games.
- He reached the 30-plus assists and 40-plus points in a season for the third time in his career, second consecutive.
- The Sewell, N.J. native led the team in PPA (15) and PPP (19), ranked second in assists, fourth in shots (174) and sixth in points.
- The blueliner owned 21 points (8-13=21) in 32 road games and ranked T-7th among NHL defensemen in road goals.
- He collected seven points (3-4=7) in a three-game multi-point streak, Dec. 22-29. Per NHL



2022-23 SEASON NOTES

Stats, he became the fourth defenseman in Flyers history to record multiple points in three straight road games following Shayne Gostisbehere (3 GP in 2017-18), Joni Pitkanen (3 GP in 2005-06) and Mark Howe (2x, 3 GP in 1987-88).

- He skated in his 300th career NHL game, Dec. 23 at CAR.
- He recorded a career-high 31:03 TOI Nov. 19 at MTL to become the sixth defenseman in Flyers history to skate 31-plus minutes in two-or-more games, also: Matt Carle (2), Eric Desjardins (9), Derian Hatcher (2), Kim Johnsson (4) and Chris Pronger (3).
- The blueliner recorded five points (1-4=5) in a four-game point streak, Oct. 13-19. Per NHL Stats, he became the fifth defenseman in Flyers history to start a season on a point streak of at least four games: Behn Wilson (7 games in 1981-82), Chris Pronger (5 games in 2011-12), Gary Galley (four games in 1993-94) and Mark Howe (four games in 1988-89 & 1984-85).

OTHER NOTABLES

- **Nick Deslauriers** led the team with a career-high 306 hits - the most in a season by a Flyers player in franchise history. The winger led the NHL with 14 fights and finished second in the league with a career-high 136 penalty minutes.
- **James van Riemsdyk** skated in his 900th NHL game on Jan. 9 and scored his 300th NHL goal on Apr. 11. The New Jersey native surpassed the 20-point mark for the 14th consecutive season to start his career and became the fifth active player to record at least eight 20-point seasons with the Flyers.
- **Rasmus Ristolainen** delivered 162 hits to lead all Flyers defensemen for the second consecutive season. The Fin tallied 20 points (3-17=20) for the first time since 2019-20, including three shorthanded points (1-2=3), which tied him for the NHL lead among defensemen.
- **Travis Sanheim** skated in his 400th NHL game on Mar. 11 to become just the fifth defenseman in franchise history to play his first 400 career games with the organization. The Manitoban registered his 100th NHL assist on Mar. 23 to become the 24th defenseman in team history to reach the mark.
- **Nick Seeler** set career highs in games played (77), goals (4), assists (10), points (14), shots (84), hits (126), and blocks (161). The defenseman was

nominated by the Philadelphia chapter of the PHWA for the 2022-23 Bill Masterton Memorial Trophy.

END-OF-SEASON FLYERS AWARDS

- The Philadelphia Flyers presented their 2022-23 end-of-season awards to the following players:
- **Bobby Clarke Trophy (MVP)** - Carter Hart
- **Barry Ashbee Trophy** (Most Outstanding Defenseman) - Ivan Provorov
- **Pelle Lindbergh Memorial Trophy** (Most Improved Player) - Owen Tippett
- **Gene Hart Memorial Award** - Carter Hart
- **Yanick Dupre Class Guy Memorial Award** - Justin Braun
- **Toyota Cup** - Carter Hart

2022-23 GAME-BY-GAME

GAME	DATE	OPPONENT	RESULT	W	L	OT	RECORD	PTS	FLYERS GOALS (BY #)	WINNING GOALTENDER	WINNING GOAL	ATT.
1	10/13	NJD	5-2	W			1-0-0	2	57, 11, 48, 11p, 48	79 C. Hart	48 M. Frost	19,107*
2	10/15	VAN	3-2	W			2-0-0	4	77p, 21s, 11	79 C. Hart	11 T. Konecny	14,837
3	10/18	@ TBL	3-2	W			3-0-0	6	21, 25p, 49	79 C. Hart	49 N. Cates	19,092
4	10/19	@ FLA	4-3		L		3-1-0	6	24, 25p, 11	72 S. Bobrovsky	28 J. Mahura	17,421
5	10/22	@ NSH	3-1	W			4-1-0	8	13, 17, 86	79 C. Hart	17 Z. MacEwen	17,470
6	10/23	SJS	3-0		L		4-2-0	8		47 J. Reimer	65 E. Karlsson	14,512
7	10/27	FLA	4-3	W			5-2-0	10	77, 21, 17, 86	79 C. Hart	86 J. Farabee	14,871
8	10/29	CAR	4-3		L	OT	5-2-1	11	44, 74p, 57	32 A. Raanta	8 B. Burns	13,335
9	11/1	@ NYR	1-0		L	OT	5-2-2	12		31 I. Shesterkin	20 C. Kreider	17,206
10	11/2	@ TOR	5-2		L		5-3-2	12	86, 74p	35 I. Samsonov	12 Z. Aston-Reese	18,437
11	11/5	@ OTT	2-1	W			6-3-2	14	13p, 17	79 C. Hart	17 Z. MacEwen	16,722
12	11/8	STL	5-1	W			7-3-2	16	57, 11, 49, 23, 74	32 F. Sandström	11 T. Konecny	15,228
13	11/10	@ CBJ	5-2		L		7-4-2	16	77, 9	70 J. Korpisalo	38 B. Jenner	15,490
14	11/12	OTT	4-1		L		7-5-2	16	13	33 C. Talbot	12 A. DeBrincat	16,912
15	11/13	DAL	5-1		L		7-6-2	16	11	29 J. Oettinger	23 E. Lindell	16,898
16	11/15	@ CBJ	5-4		L	OT	7-6-3	17	13, 49, 24, 11p	70 J. Korpisalo	4 V. Gavrikov	15,713
17	11/17	@ BOS	4-1		L		7-7-3	17	74p	35 L. Ullmark	74 J. DeBrusk	17,850
18	11/19	@ MTL	5-4		L	SO	7-7-4	18	6, 74, 74, 13	34 J. Allen	14 N. Suzuki	21,105
19	11/21	CGY	5-2		L		7-8-4	18	58, 86	25 J. Markström	4 R. Andersson	17,896
20	11/23	@ WSH	3-2		L	OT	7-8-5	19	48, 38	35 D. Kuemper	8 A. Ovechkin	18,573
21	11/25	PIT	4-1		L		7-9-5	19	13	35 T. Jarry	87 S. Crosby	19,309*
22	11/26	@ NYI	5-2		L		7-10-5	19	23, 86	40 S. Varlamov	29 B. Nelson	17,255
23	11/29	NYI	3-1	W			8-10-5	21	6s, 13, 13e	79 C. Hart	13 K. Hayes	18,743
24	12/1	TBL	4-1		L		8-11-5	21	11	88 A. Vasilevskiy	20 N. Paul	17,867
25	12/3	NJD	3-2		L		8-12-5	21	11p, 23	40 A. Schmid	86 J. Hughes	18,427
26	12/5	COL	5-3	W			9-12-5	23	6, 58, 77p, 74p, 11e	79 C. Hart	74 O. Tippett	18,361
27	12/7	WSH	4-1		L		9-13-5	23	13p	79 C. Lindgren	17 D. Strome	16,826
28	12/9	@ VGK	2-1		L	OT	9-13-6	24	21	33 A. Hill	81 J. Marchessault	17,767
29	12/11	@ ARI	5-4		L	OT	9-13-7	25	48, 25, 74, 11	70 K. Vejmelka	9 C. Keller	4,600
30	12/13	@ COL	3-2		L		9-14-7	25	45, 25	39 P. Francouz	37 J. Compher	18,082
31	12/15	@ NJD	2-1	W			10-14-7	27	21p, 11	79 C. Hart	11 T. Konecny	14,137
32	12/17	NYR	6-3		L		10-15-7	27	25, 21s, 48	41 J. Halak	26 J. Vesey	18,340
33	12/20	CBJ	5-3	W			11-15-7	29	11s, 48, 74, 11, 74e	79 C. Hart	11 T. Konecny	19,432*
34	12/22	@ TOR	4-3		L		11-16-7	29	77p, 48, 86	35 I. Samsonov	88 W. Nylander	18,908
35	12/23	@ CAR	6-5		L		11-17-7	29	6, 77, 24, 21s, 11s	32 A. Raanta	82 J. Kotkanieni	16,880
36	12/29	@ SJS	4-3	W		OT	12-17-7	31	11, 74, 11, 77	33 S. Ersson	77 T. DeAngelo	17,562
37	12/31	@ LAK	4-2	W			13-17-7	33	21p, 74, 49s, 11e	33 S. Ersson	49 N. Cates	18,230
38	1/2	@ ANA	4-1	W			14-17-7	35	86, 48, 11, 21	33 S. Ersson	48 M. Frost	13,600
39	1/5	ARI	6-2	W			15-17-7	37	11p, 86, 57, 9, 13p, 25	79 C. Hart	57 W. Allison	17,572
40	1/8	TOR	6-2		L		15-18-7	37	11, 44	30 M. Murray	25 C. Timmins	17,682
41	1/9	@ BUF	4-0	W			16-18-7	39	17, 86, 49, 57	33 S. Ersson	17 Z. MacEwen	11,271
42	1/11	WSH	5-3	W			17-18-7	41	21p, 11, 74, 11s, 11ep	79 C. Hart	11 T. Konecny	17,352
43	1/14	@ WSH	3-1	W			18-18-7	43	21p, 25, 57	79 C. Hart	25 J. van Riemsdyk	18,573
44	1/16	@ BOS	6-0		L		18-19-7	43		1 J. Swayman	88 D. Pastrnak	17,850
45	1/17	ANA	5-2	W			19-19-7	45	13p, 55s, 48, 13, 13e	33 S. Ersson	48 M. Frost	16,312
46	1/19	CHI	4-1		L		19-20-7	45	48	34 P. Mrazek	52 R. Johnson	16,460
47	1/21	@ DET	2-1	W			20-20-7	47	21, 49	79 C. Hart	49 N. Cates	19,515
48	1/22	WPG	5-3		L		20-21-7	47	9, 13p, 13p	33 D. Rittich	20 K. Kuhlman	15,441
49	1/24	LAK	4-3		L	OT	20-21-8	48	25, 57, 55	29 P. Copley	22 K. Fiala	15,602
50	1/26	@ MIN	3-2		L	OT	20-21-9	49	49, 77	29 M. Fleury	36 M. Zuccarello	19,177
51	1/28	@ WPG	4-0	W			21-21-9	51	49, 20, 74, 77	79 C. Hart	49 N. Cates	14,476
52	2/6	NYI	2-1		L		21-22-9	51	44	40 S. Varlamov	13 M. Barzal	18,695
53	2/9	EDM	2-1	W		SO	22-22-9	53	13	79 C. Hart	25 J. van Riemsdyk	18,851
54	2/11	NSH	2-1		L	OT	22-22-10	54	13	74 J. Saros	95 M. Duchene	19,412*
55	2/12	SEA	4-3		L		22-23-10	54	74p, 25, 38s	31 P. Grubauer	17 J. Schwartz	18,129
56	2/16	@ SEA	6-2		L		22-24-10	54	11, 11	31 P. Grubauer	4 J. Schultz	17,151
57	2/18	@ VAN	6-2		L		22-25-10	54	21, 48p	31 A. Silvos	72 A. Beauvillier	18,799
58	2/20	@ CGY	4-3	W			23-25-10	56	11, 44, 77, 57	33 S. Ersson	57 W. Allison	19,036
59	2/21	@ EDM	4-2		L		23-26-10	56	49, 74	74 S. Skinner	97 C. McDavid	18,347
60	2/24	MTL	5-2		L		23-27-10	56	74, 9	34 J. Allen	14 N. Suzuki	19,661*
61	2/25	@ NJD	7-0		L		23-28-10	56		40 A. Schmid	71 J. Siegenthaler	16,534
62	3/1	NYR	3-2		L	OT	23-28-11	57	74p, 21	31 I. Shesterkin	91 V. Tarasenko	19,534*
63	3/5	DET	3-1		L		24-28-11	59	44s, 49, 21e	79 C. Hart	49 N. Cates	17,630
64	3/7	@ TBL	5-2		L		24-29-11	59	48, 22	88 A. Vasilevskiy	79 R. Colton	19,092
65	3/9	@ CAR	1-0		L		24-30-11	59		52 P. Kochevok	37 A. Svechnikov	18,680
66	3/11	@ PIT	5-1		L		24-31-11	59	20	1 C. DeSmith	87 S. Crosby	18,254
67	3/14	VGK	5-3		L		24-32-11	59	6, 24, 48	32 J. Quick	81 J. Marchessault	17,192
68	3/17	BUF	5-2	W			25-32-11	61	74p, 86, 74, 25, 74	79 C. Hart	74 O. Tippett	18,051
69	3/18	CAR	5-4		L	OT	25-32-12	62	52, 49p, 86, 22	31 F. Andersen	20 S. Aho	18,975
70	3/21	FLA	6-3	W			26-32-12	64	86, 6, 21, 6, 9, 48e	79 C. Hart	6 T. Sanheim	16,479
71	3/23	MIN	5-4	W		SO	27-32-12	66	21, 86, 55p, 52	79 C. Hart	25 J. van Riemsdyk	18,495
72	3/25	DET	3-0	W			28-32-12	68	20, 21, 52e	79 C. Hart	20 K. Bellows	18,216
73	3/28	MTL	3-2	W			29-32-12	70	48, 48, 74e	79 C. Hart	74 O. Tippett	18,916
74	3/30	@ OTT	5-4		L	OT	29-32-13	71	77p, 45, 49p, 74	32 F. Sandström	33 C. Talbot	17,518
75	4/1	BUF	6-3		L		29-33-13	71	48, 48, 11	1 U. Luukkainen	53 J. Skinner	19,404*
76	4/2	@ PIT	4-2		L		29-34-13	71	44, 11	1 C. DeSmith	17 B. Rust	18,310
77	4/4	@ STL	4-2		L		29-35-13	71	25, 48	50 J. Binnington	72 J. Faulk	18,096
78	4/6	@ DAL	4-1		L		29-36-13	71	13	29 J. Oettinger	16 J. Pavelski	18,532
79	4/8	@ NYI	4-0		L		29-37-13	71		30 I. Sorokin	24 S. Mayfield	17,255
80	4/9	BOS	5-3		L		29-38-13	71	57, 86, 74	1 J. Swayman	88 D. Pastrnak	18,776
81	4/11	CBJ	4-3	W		OT	30-38-13	73	86, 25, 74p, 74	79 C. Hart	74 O. Tippett	19,719*
82	4/13	@ CHI	5-4	W		OT	31-38-13	75	11, 11, 74, 49p, 9	32 F. Sandström	91 I. Provorov	20,219

* Indicates sell out, p-power-play goal, s-short-handed goal, e-empty net



2022-23 STAT BREAKDOWN

Overall Record	31-38-13	Overtime Record - 2022-23	5-13
Home Record	18-18-5	Overtime Record - Franchise	206-245-220
Road Record	13-20-8	Shootout Record - 2022-23	2-1
Scoring First	17-11-4	Shootout Record - Franchise	56-97
Opponent Scoring First	14-27-9	vs. Eastern Conference	17-25-8
Leading After First Period	12-4-1	vs. Atlantic	10-12-2
Trailing After First Period	5-21-6	vs. Metropolitan	7-13-6
Tied After First Period	14-13-6	vs. Western Conference	14-13-5
Leading After Second Period	22-1-2	vs. Central	7-6-3
Trailing After Second Period	2-33-2	vs. Pacific	7-7-2
Tied After Second Period	7-4-9		
Outshooting Opponent	14-18-4		
Outshot By Opponent	17-18-9		
Even Shots	0-2-0		

SEASON CATEGORY LEADERS

GAMES PLAYED	Three Players	82	TIME ON ICE	Ivan Provorov	1,887:52
POINTS	Travis Konecny	61	TOI/GAME	Ivan Provorov	23:01
GOALS	Travis Konecny	31	FACEOFF WIN %	Owen Tippett	63.3
ASSISTS	Kevin Hayes	36	GAMES (GOALIE)	Carter Hart	55
POWER-PLAY GOALS	Owen Tippett	8	MINUTES (GOALIE)	Carter Hart	3,163:46
SHORTHANDED GOALS	Two Players	3	WINS	Carter Hart	22
GAME-WINNING GOALS	Two Players	5	LOSSES	Carter Hart	23
EVEN-STRENGTH GOALS	Travis Konecny	23	WINNING PERCENTAGE	Carter Hart	.491
SHOOTOUT GOALS	James van Riemsdyk	2	OVERTIME LOSSES	Carter Hart	10
3+ GOAL GAMES	Three Players	1	GOALS-AGAINST AVG.	Carter Hart	2.94
SHOTS ON GOAL	Owen Tippett	231	SAVE PERCENTAGE	Carter Hart	.907
PENALTY MINUTES	Nick Deslauriers	136	SHUTOUTS	Carter Hart	2
PLUS/MINUS	Three Players	+3	GOALS ALLOWED	Carter Hart	155

2022-23 STAT BREAKDOWN

GOALS BY PERIOD

PERIOD	FLYERS	OPP.
1	59	82
2	80	85
3	78	97
OT	3	12
TOTAL	220	276
Avg.	2.7	3.4

SHOTS BY PERIOD

PERIOD		
1	777	834
2	816	871
3	805	840
OT	18	40
TOTAL	2416	2585
Avg.	29.5	31.5

GOAL PRODUCTION

GOALS	FLYERS	OPP.
O	0-5-1	3-0-0
1	1-10-2	10-1-1
2	3-14-3	8-1-2
3	8-8-2	8-3-3
4	9-0-5	2-14-3
5	8-1-0	0-11-4
6	2-0-0	0-7-0
7	0-0-0	0-1-0

PENALTIES

	PIM	PIM/G
Home	383	9:20
Away	472	11:30
TOTAL	855	10:25

MARGIN OF VICTORY

GOALS	TOTAL	HOME	AWAY
1G	13-8-13	6-3-5	7-5-8
2G	8-6	5-3	3-3
3G+	10-24	7-12	3-12

POWER PLAY

	G	ATT	PCT	NHL RANK
Home	21	115	18.3	T-25th
Away	14	110	12.7	32nd
Overall	35	225	15.6	32nd

9 SHORT-HANDED GOALS ALLOWED (T-21ST IN NHL)

PENALTY KILL

	GA	ATT	PCT	NHL RANK
Home	23	108	78.7	19th
Away	36	125	71.2	30th
OVERALL	59	233	74.7	26th

11 SHORT-HANDED GOAL SCORED (T-4TH IN NHL)

GOAL SITUATION

	FLYERS	OPP.
6-on-5	6	15
6-on-4	0	4
6-on-3	0	0
5-on-5	153	175
5-on-4	33	5
5-on-3	1	0
4-on-4	3	1
4-on-3	0	0
3-on-3	3	12
3-on-4	0	0
3-on-5	0	3
3-on-6	0	0
4-on-5	11	53
4-on-6	0	3
5-on-6	10	19
Empty Net	11	19
Pen. Shot	0	0
TOTAL	220	276



2022-23 STAT BREAKDOWN

2022-23 10-GAME COMPARISONS

GAME	RECORD	GF-GA	POWER PLAY	PENALTY KILL	SF-SA
1-10	5-3-2	26-27	7-37 (18.9%)	27-34 (79.4%)	263-367
11-20	2-5-3	24-37	3-30 (10.0%)	19-28 (67.9%)	310-308
21-30	2-6-2	22-34	4-21 (19.0%)	24-31 (77.4%)	307-268
31-40	6-4-0	38-34	5-30 (16.7%)	22-29 (75.9%)	297-331
41-50	5-3-2	28-29	6-36 (16.7%)	21-25 (84.0%)	322-304
51-60	3-6-1	22-33	2-17 (11.8%)	16-23 (69.6%)	267-297
61-70	3-5-2	26-37	3-24 (12.5%)	19-31 (61.3%)	283-336
71-82	5-6-1	34-45	5-30 (16.7%)	26-32 (81.3%)	367-374

2022-23 MONTHLY COMPARISONS

MONTH	RECORD	GF-GA	POWER PLAY	PENALTY KILL	SF-SA
October	5-2-1	24-21	6-28 (21.4%)	21-26 (80.8%)	219-287
November	3-8-4	32-53	4-44 (9.1%)	32-46 (69.6%)	445-464
December	5-7-2	42-49	7-37 (18.9%)	32-42 (76.2%)	410-436
January	8-4-2	44-38	8-47 (17.0%)	31-36 (86.1%)	458-431
February	2-7-1	18-40	2-17 (11.8%)	14-21 (66.7%)	257-293
March	6-4-3	40-41	6-30 (20.0%)	30-43 (69.8%)	354-428
April	2-6-0	20-34	2-22 (9.1%)	14-15 (73.7%)	273-246

POWER-PLAY SCORING

PLAYER	G	A	PTS	PP TOI/GM
Tony DeAngelo	4	15	19	3:09
Kevin Hayes	6	10	16	2:38
Travis Konecny	5	10	15	2:57
Owen Tippett	8	4	12	2:21
Scott Laughton	5	4	9	1:45
Noah Cates	3	5	8	1:50
Rasmus Ristolainen	1	4	5	0:46
Morgan Frost	1	4	5	2:10
James van Riemsdyk	2	2	4	2:11
Cam York	0	3	3	1:44
Ivan Provorov	0	2	2	0:48
Joel Farabee	0	2	2	1:58
Travis Sanheim	0	1	1	0:32
Tyson Foerster	0	1	1	2:11

MULTI-POINT GAMES

PLAYER	2PT	3PT	4PT	TOTAL	TEAM RECORD
Konecny	16	2	1	19	13-5-1
Tippett	13	1		14	9-2-3
Hayes	11	2		13	9-3-1
N. Cates	9			9	6-1-2
DeAngelo	8	1		9	5-3-1
Frost	7		2	9	5-2-2
Laughton	7	1		8	7-1-0
Farabee	6	1		7	6-1-0
Provorov	4			4	2-1-1
Ristolainen	3			3	2-1-0
Sanheim	3			3	2-0-1
van Riemsdyk	2		1	3	1-0-2
Allison	2			2	1-0-1
Foerster	2			2	1-0-1
York	2			2	1-0-1
Deslauriers	1			1	0-0-1
Laczynski	1			1	1-0-0
Lemieux	1			1	0-0-1
Zamula	1			1	1-0-0

SHORT-HANDED SCORING

PLAYER	G	A	PTS	SH TOI/GM
Scott Laughton	3	4	7	2:11
Travis Konecny	3	3	6	1:51
Rasmus Ristolainen	1	2	3	2:09
Ivan Provorov	0	2	2	2:42
Noah Cates	1	1	2	1:52
Nicolas Deslauriers	1	0	1	0:50
Lukas Sedlak	0	1	1	1:39
Nick Seeler	0	1	1	1:01
Patrick Brown	1	0	1	1:19
Travis Sanheim	1	0	1	1:49
Cam York	0	1	1	0:24

2022-23 FINAL SEASON STATS

#	POS	PLAYER	GP	TOI/G	G	A	PTS	+/-	PIM	PP	SH	GW	SOG	SH%
11	RW	Travis Konecny	60	20:07	31	30	61	-12	77	5	3	5	191	16.2
13	C	Kevin Hayes	81	17:34	18	36	54	-22	23	6	0	1	209	8.6
74	RW	Owen Tippett	77	17:26	27	22	49	-17	16	8	0	4	231	11.7
48	C	Morgan Frost	81	16:21	19	27	46	-12	24	1	0	3	155	12.3
21	C	Scott Laughton	78	18:17	18	25	43	-9	50	5	3	0	170	10.6
77	D	Tony DeAngelo	70	22:04	11	31	42	-27	73	4	0	1	174	6.3
86	LW	Joel Farabee	82	17:01	15	24	39	-1	41	0	0	1	145	10.3
*49	LW	Noah Cates	82	17:46	13	25	38	3	12	3	1	5	107	12.2
25	LW	James van Riemsdyk	61	15:21	12	17	29	-3	28	2	0	1	119	10.1
9	D	Ivan Provorov	82	23:01	6	21	27	-17	24	0	0	1	115	5.2
6	D	Travis Sanheim	81	20:24	7	16	23	-5	40	0	1	1	111	6.3
55	D	Rasmus Ristolainen	74	19:01	3	17	20	-4	32	1	1	0	86	3.5
45	D	Cam York	54	19:39	2	18	20	-1	18	0	0	0	42	4.8
*57	RW	Wade Allison	60	12:54	9	6	15	-3	36	0	0	2	89	10.1
24	D	Nick Seeler	77	14:29	4	10	14	1	56	0	0	0	84	4.8
44	LW	Nicolas Deslauriers	80	10:06	6	6	12	-11	136	0	1	0	70	8.6
*52	RW	Tyson Foerster	8	16:34	3	4	7	2	8	0	0	0	15	20.0
22	LW	Brendan Lemieux	18	12:43	2	4	6	3	21	0	0	0	22	9.1
*58	C	Tanner Laczynski	32	9:31	2	2	4	-5	2	0	0	0	23	8.7
*54	D	Egor Zamula	14	13:23	0	4	4	0	2	0	0	0	8	0.0
20	LW	Kieffer Bellows	27	9:47	3	0	3	-7	6	0	0	1	32	9.4
61	D	Justin Braun	51	14:59	0	2	2	-1	19	0	0	0	42	0.0
*62	RW	Olle Lycksell	8	10:34	0	1	1	-3	8	0	0	0	5	0.0
71	C	Max Willman	9	8:58	0	0	0	-3	4	0	0	0	9	0.0
42	RW	Hayden Hodgson	1	4:46	0	0	0	0	0	0	0	0	0	--
*55	D	Adam Ginning	1	16:40	0	0	0	0	2	0	0	0	0	--
*47	D	Ronnie Attard	2	16:45	0	0	0	0	0	0	0	0	5	0.0
*73	LW	Elliot Desnoyers	4	13:22	0	0	0	-2	0	0	0	0	3	0.0
*59	C	Jackson Cates	5	8:59	0	0	0	0	0	0	0	0	4	0.0
#	GOALTENDER		GP	W	L	OT	SA	GA	GAA	SV	SV%	SO	PIM	MIN
79	Carter Hart		55	22	23	10	1665	155	2.94	1510	.907	2	0	3163
32	Felix Sandstrom		20	3	12	3	575	69	3.72	506	.880	0	0	1113
*33	Samuel Ersson		12	6	3	0	327	294	3.07	294	.899	0	0	645

*Rookie



2022-23 HOME & ROAD SPLITS

#	PLAYER	HOME						AWAY					
		GP	G	A	PTS	+/-	PIM	GP	G	A	PTS	+/-	PIM
13	Kevin Hayes	40	13	18	31	-11	10	41	5	18	23	-11	13
74	Owen Tippett	39	16	13	29	-8	10	38	11	9	20	-9	6
11	Travis Konecny	28	16	12	28	-12	31	32	15	18	33	0	46
48	Morgan Frost	41	12	15	27	-5	8	40	7	12	19	-7	16
21	Scott Laughton	39	9	14	23	-5	34	39	9	11	20	-4	16
86	Joel Farabee	41	9	12	21	-3	13	41	6	12	18	2	28
77	Tony DeAngelo	38	3	18	21	-18	35	32	8	13	21	-9	38
9	Ivan Provorov	41	4	13	17	1	6	41	2	8	10	-18	18
*49	Noah Cates	41	3	13	16	-2	6	41	10	12	22	5	6
25	James van Riemsdyk	30	6	9	15	-7	16	31	6	8	14	4	12
6	Travis Sanheim	41	5	9	14	1	16	40	2	7	9	-6	24
55	Rasmus Ristolainen	38	3	8	11	4	16	36	0	9	9	-8	16
*57	Wade Allison	31	6	4	10	1	25	29	3	2	5	-4	11
45	Cam York	26	0	10	10	1	4	28	2	8	10	-2	14
44	Nicolas Deslauriers	39	4	3	7	-4	47	41	2	3	5	-7	89
*52	Tyson Foerster	6	3	4	7	4	4	2	0	0	0	-2	4
24	Nick Seeler	38	1	6	7	-5	19	39	3	4	7	6	37
22	Brendan Lemieux	11	1	4	5	6	17	7	1	0	1	-3	4
*58	Tanner Laczynski	17	2	2	4	-1	2	15	0	0	0	-4	0
*54	Egor Zamula	9	0	2	2	-3	2	5	0	2	2	3	0
20	Kieffer Bellows	13	1	0	1	-2	4	14	2	0	2	-5	2
61	Justin Braun	24	0	0	0	1	6	27	0	2	2	-2	13
71	Max Willman	4	0	0	0	-2	2	5	0	0	0	-1	2
42	Hayden Hodgson	1	0	0	0	0	0	-	-	-	-	-	-
*62	Olle Lycksell	4	0	0	0	-2	4	4	0	1	1	-1	4
*55	Adam Ginning	1	0	0	0	0	2	-	-	-	-	-	-
*73	Elliot Desnoyers	1	0	0	0	0	0	3	0	0	0	-2	0
*59	Jackson Cates	2	0	0	0	0	0	3	0	0	0	0	0
*47	Ronnie Attard	-	-	-	-	-	-	2	0	0	0	0	0

#	GOALTENDER	HOME							AWAY					
		GP	W-L-OT	GAA	SV%	SO	PIM	GP	W-L-OT	GAA	SV%	SO	PIM	
79	Carter Hart	40	13	18	31	-11	10	41	5	18	23	-11	13	
32	Felix Sandstrom	39	16	13	29	-8	10	38	11	9	20	-9	6	
*33	Samuel Ersson	28	16	12	28	-12	31	32	15	18	33	0	46	

*Rookie

2022-23 SEASON HIGHS/LOWS

	TEAM
GOALS	
Most in a game	6 (1/5/23 vs. ARI, 6-2 W; 3/21/23 vs. FLA, 6-3 W)
Most allowed in a game	7 (2/25/23 at NJD, 7-0 L)
Most in a period	5 (2nd period, 1/5/23 vs. ARI, 6-2 W)
Most allowed in a period	4 (3rd period, 2/25/23 at NJD, 7-0 L; 2nd period, 4/1/23 vs. BUF, 6-3 L)
Most by both teams in a period	6 (2nd period, 1/5/23 vs. ARI, 6-2 W)
SHOTS	
Most in a game	42 (4/1/23 vs. BUF, 6-3 L)
Most allowed in a game	51 (10/28/22 vs. FLA, 4-3 W)
Most in a period	19 (3rd period, 10/19/22 at FLA, 4-3 L; 2nd period, 1/5/23 vs. ARI, 6-2 W)
Most allowed in a period	21 (3rd period, 10/28/22 vs. FLA, 4-3 W; 3rd period, 3/17/23 vs. BUF, 5-2 W)
Fewest in a game	11 (3/30/23 at OTT, 5-4 L OT)
Fewest allowed in a game	18 (12/3/22 vs. NJD, 3-2 L)
Fewest in a period	1 (1st period, 2/16/23 at SEA, 6-2 L)
Fewest allowed in a period	3 (2/12/23 vs. SEA, 4-3 L; 4/8/23 at NYI, 4-0 L)
Fewest by both teams in a game	39 (2/12/23 vs. SEA, 4-3 L)
PENALTIES	
Most in a game	10 (11/2/22 at TOR, 5-2 L)
Most minutes in a game	39 (11/2/22 at TOR, 5-2 L)
Fewest in a game	0 (1/19/23 vs. ANA, 4-1 L; 2/9/23 vs. EDM, 2-1 W SO; 3/28/23 vs. MTL, 3-2 W)
Fewest minutes in a game	0 (1/19/23 vs. ANA, 4-1 L; 2/9/23 vs. EDM, 2-1 W SO; 3/28/23 vs. MTL, 3-2 W)
Most in a period	7 (3rd period, 11/2/22 at TOR, 5-2 L; 3rd period, 11/26/22 at NYI, 5-2 L; 2nd period, 3/30/23 at OTT, 5-4 L OT)
Most minutes in a period	33 (3rd period, 11/2/22 at TOR, 5-2 L)
Most minutes by opponent in a game	41 (3/30/23 at OTT, 5-4 L OT)
Most minutes - both teams in a game	74 (3/30/23 at OTT, 5-4 L OT)
Fewest minutes - opponent in a game	0 (12/9/22 at VGK, 2-1 OTL)
Most minutes - opponent in a period	39 (2nd period, 3/30/23 at OTT, 5-4 L OT)
Most minutes - both teams in period	70 (2nd period, 3/30/23 at OTT, 5-4 L OT)
POWER PLAYS/PENALTY KILLING	
Most power play attempts in a game	6 (10/19/22 at FLA, 4-3 L; 10/29/22 vs. CAR, 4-3 L OT; 11/2/22 at TOR, 5-2 L; 11/13/22 vs. DAL, 5-1 L; 1/11/23 vs. WSH, 5-3 W; 1/16/23 at BOS, 6-0 L)
Most power play attempts against - game	7 (3/25/23 vs. DET, 3-0 W)
Most power play attempts in a period	4 (2nd period, 10/29/22 vs. CAR, 4-3 L OT; 2nd period, 11/2/22 at TOR, 5-2 L; 3rd period, 11/13/22 vs. DAL, 5-1 L)
Most power play attempts against - period	3 (several times)
Most PPGs in a game	2 (12/5/22 vs. COL, 5-3 W; 1/5/23 vs. ARI, 6-2 W; 1/11/23 vs. WSH, 5-3 W; 1/22/23 vs. WPG, 5-3 L)
Most PPGs allowed in a game	3 (3/7/23 at TBL, 5-2 L)
Most SHGs in a game	2 (12/23/22 at CAR, 6-5 L)
Most SHGs allowed in a game	2 (2/18/23 at VAN, 6-2 L)
POWER PLAYS/PENALTY KILLING	
Largest margin of victory	4 goals (11/8/22 vs. STL, 5-1 W; 1/5/23 vs. ARI, 6-2 W; 1/9/23 at BUF, 4-0 W; 1/28/23 at WPG, 4-0 W)
Largest margin of defeat	7 goals (2/25/23 at NJD, 7-0 L)
Longest winning streak	4 games (12/29/22 through 1/5/23; 3/21/23 through 3/28/23)
Longest losing streak	6 games (4/1/23 through 4/9/23)
Longest winless streak	10 games (11/10/22 through 11/26/22)



2022-23 SEASON HIGHS/LOWS

	TEAM
HOME	
Longest winning streak	4 games (3/21/23 through 3/28/23)
Longest losing streak	4 games (11/12/22 through 11/25/22)
Longest winless streak	4 games (11/12/22 through 11/25/22; 1/19/23 through 2/6/23; 2/11/23 through 3/1/23)
ROAD	
Longest winning streak	5 games (12/29/22 through 1/14/23)
Longest losing streak	5 games (2/21/23 through 3/11/23)
Longest winless streak	10 games (2/21/23 through 4/8/23)
FASTEST	
Opening goal	0:26 (T. Konecny, 4/13/23 at CHI, 5-4 W OT)
Goal from start of period	0:09 (O. Tippett, 2/24/23 vs. MTL, 5-2 L)
Two goals	0:23 (T. Konecny & M. Frost, 10/13/22 vs. NJD, 5-2 W)
Three goals	2:01 (S. Laughton, T. Sanheim, & I. Provorov, 3/21/23 vs. FLA, 6-3 W)
Four goals	9:08 (J. Farabee, W. Allison, I. Provorov & K. Hayes, 1/5/23 vs. ARI, 6-2 W)
Two shorthanded goals	4:43 (S. Laughton & T. Konecny, 12/23/22 at CAR, 6-5 L)

	INDIVIDUAL
IN A GAME	
Most goals	3 goals (T. Konecny, 1/11/23 vs. WSH, 5-3 W; K. Hayes, 1/17/23 vs. ANA, 5-2 W; O. Tippett, 3/17/23 vs. BUF, 5-2 W)
Most assists	4 assists (M. Frost, 1/5/23 vs. ARI, 6-2 W)
Most points	4 points (M. Frost & J. van Riemsdyk, 12/11/22 at ARI, 5-4 OTL; M. Frost, 1/5/23 vs. ARI, 6-2 W; T. Konecny, 4/13/23 at CHI, 5-4 W OT)
Most shots	9 (K. Hayes, 1/19/23 vs. CHI, 4-1 L; O. Tippett, 3/7/23 at TBL, 5-2 L)
Most PPGs	2 (K. Hayes, 1/22/23 vs. WPG, 5-3 L)
Most SHGs	1 (11x)
Most penalty minutes	20 (N. Deslauriers, 3/30/23 at OTT, 5-4 L OT)
Most saves by a goalie	48 (C. Hart, 10/28/22 vs. FLA, 4-3 W; C. Hart, 12/15/22 at NJD, 2-1 W)
IN A PERIOD	
Most goals	2 (T. Konecny, 3rd period, 1/11/23 vs. WSH, 5-3 W; K. Hayes, 3rd period, 1/17/23 vs. ANA, 5-2 W; T. Konecny, 3rd period, 2/16/23 at SEA, 6-2 L; T. Sanheim, 2nd period, 3/21/23 vs. FLA, 6-3 W; T. Konecny, 4/13/23 at CHI, 5-4 W OT)
Most assists	3 (M. Frost, 2nd period, 1/5/23 vs. ARI, 6-2 W)
Most points	3 (2nd period, M. Frost & J. van Riemsdyk, 12/11/22 at ARI, 5-4 OTL; 2nd period, M. Frost, K. Hayes & T. Konecny, 1/5/23 vs. ARI, 6-2 W)
Most PPGs	1 (several)
Most SHGs	1 (11x)
Most penalty minutes	20 (N. Deslauriers, 2nd period, 3/30/23 at OTT, 5-4 L OT)

2022-23 INJURY REPORT

PLAYER	INJURY	DATE OF INJURY	GAMES OUT
Nick Seeler	Illness	4/9-4/12	2
Carter Hart	Lower body	3/28-4/4	5
Rasmus Ristolainen	Upper body	4/2	1
Travis Konecny	Upper body	2/21-3/30	16
Nick Deslauriers	Upper body	3/23-3/25	2
Wade Allison	Undisclosed	3/9-3/16	3
Carter Hart	Illness	3/14	1
Brendan Lemieux	Undisclosed	3/9-3/13	2
Tanner Laczynski	Lower body	12/7-3/1	36
Zack MacEwen	Upper body-jaw	1/28-3/3	12
Wade Allison	Lower body	1/28	1
Carter Hart	IR-upper body	12/29-1/2	3
Felix Sandstrom	Illness	12/22-12/23	2
Max Willman	Upper body	12/15-12/23	5
Wade Allison	Oblique muscle strain, hip pointer	11/13-12/17	18
Zack MacEwen	Illness	12/17	1
Patrick Brown	Upper body	12/15	1
James van Riemsdyk	IR-upper body	10/27-12/5	20
Tony DeAngelo	Lower body	11/29	1
Travis Konecny	IR-upper body	11/19-11/29	6
Scott Laughton	Upper body	11/21-11/26	4
Patrick Brown	Back	9/21-11/15	16
Carter Hart	Illness	11/8	1
Owen Tippett	Upper body	10/15-10/27	5
Rasmus Ristolainen	Lower body	10/13-10/27	6
Felix Sandstrom	Lower body	10/1-10/17	2
Cam Atkinson	IR-upper body	9/25-4/13	82
Sean Couturier	IR-back	9/19-4/13	82
Ryan Ellis	LTIR-groin/hip/back	10/11-4/13	82
TOTAL MAN GAMES LOST			418




THE LAST TIME

THE LAST TIME:	HOME	ROAD
Recorded a shutout	3/25/23 (3-0 vs. DET, Hart-29 saves)	1/28/23 (4-0 at WPG, Hart-32 saves)
Were shutout	10/24/22 (3-0 vs. SJ, Reimer-30 saves)	4/8/23 (4-0 at CAR, Sorokin-27 saves)
Won a 1-0 game in regulation	10/12/15 (1-0 vs. FLA, Neuvirth-31 saves)	1/29/19 (1-0 at NYR, Stolarz-38 saves)
Lost a 1-0 game in regulation	1/11/20 (1-0 vs. TBL, Vasilevskiy-23 saves)	3/9/23 (1-0 at CAR, Kochetkov-19 saves)
Won a 1-0 game in OT/SO	12/6/05 (1-0 SOW vs. CGY, Niittymaki-28 saves)	12/11/16 (1-0 at DET, Stolarz-28 saves)
Lost a 1-0 game in OT/SO	4/18/21 (1-0 vs. NYI, Sorokin-30 saves)	11/1/22 (1-0 at NYR, Shesterkin-19 saves)
Recorded consecutive shutouts	10/12/15 vs. FLA (1-0) & 10/14/15 vs. CHI (3-0)	2/27/21 at BUF (Elliott, 3-0 W) & 2/28/21 at BUF (Hart, 3-0 W)
Were shut out consecutively	2/4/17 vs. LAK (1-0) & 2/6/17 vs. STL (2-0)	11/19/14 at NYR (2-0) & 11/24/14 at NYI (1-0 SO)
Scored 10 or more goals	3/10/85 (11-4 W vs. PIT)	12/29/92 (10-2 W at LAK)
Allowed 10 or more goals	1/30/69 (12-0 L vs. CHI)	11/16/93 (11-5 L at PIT)
Overcame 2-goal deficit to win	4/11/23 vs. CBJ (4-3 OT)	10/18/22 at TBL (3-2)
Overcame 3-goal deficit to win	1/13/20 vs. BOS (6-5 SO)	3/29/21 at BUF (4-3 OT)
Flyers goaltender tallied an assist	2/8/18 vs. MTL (5-3 W), Elliott	10/27/21 at EDM (5-3 W), Hart
Had a penalty shot	11/25/22 vs. PIT (MacEwen vs. Jarry, unsuccessful)	1/1/22 at LAK (Atkinson vs. Quick, unsuccessful)
Scored on a penalty shot	11/29/16 vs. BOS (Voracek vs. Rask)	11/13/11 at FLA (Read vs. Theodore)
Allowed a penalty shot goal	10/24/2017 vs. ANA (Kase vs. Elliott)	1/22/13 at NJ (Kovalchuk vs. Bryzgalov)
Had a hat trick	3/17/23 (5-2 W vs. BUF, Tippett)	2/7/21 (7-4 W at WSH, Laughton)
Allowed a hat trick	4/9/23 (5-3 L vs. BOS, Pastrňák)	12/11/22 (5-4 L OT at ARI, Keller)
Scored a shorthanded goal	3/5/23 (3-1 W vs. DET, Deslauriers)	12/31/22 (4-2 W at LAK, Cates)
Allowed a shorthanded goal	4/1/23 (6-3 L vs. BUF, Tuch)	2/18/23 (6-2 L at VAN, Pettersson-EN)
Did not record penalty	3/28/23 vs. MTL (3-2 loss)	3/31/21 at BUF (6-1 loss)
Opponent did not record penalty	1/24/22 vs. DAL (3-1 loss)	12/9/22 at VGK (2-1 OT loss)
Played in a penalty free game	1/24/22 vs. DAL (3-1 loss)	11/24/18 at TOR (6-0 loss)
Won an overtime game	4/11/23 (4-3 vs. CBJ, Tippett, 4:44)	4/13/23 (5-4 at CHI, Provorov, 3:09)
Lost an overtime game	3/18/23 (5-4 vs. CAR, S. Aho, 0:28)	3/30/23 (5-4 at OTT, DeBrincat, 1:36)
Won a shootout	3/23/23 (5-4 vs. MIN, van Riemsdyk)	4/2/22 (4-3 at NYR, Hayes)
Lost a shootout	1/18/22 (4-3 vs. NYI, Wahlstrom)	11/19/22 (5-4 at MTL, Suzuki)
Recorded 20+ shots in a period	4/5/22 vs. CBJ (20 in 1st, 4-2 loss)	2/28/21 at BUF (21 in 2nd, 3-0 win)
Allowed 20+ shots in a period	3/17/23 vs. BUF (21 in 3rd, 5-2 win)	1/21/21 at BOS (22 in 3rd, 5-4 SOL)
Recorded 0 shots in a period	Never	Never
Allowed 0 shots in a period	Never	11/22/99 at TBL (0 in 2nd, 4-1 L)
Recorded 50 or more shots	2/11/19 vs. PIT (51); Record is 62 vs. WSH, 4/1/76	10/16/19 at EDM (52); Record is 55, done three times
Surrendered 50 or more shots	3/25/22 vs. COL (51); Record is 56 vs. TOR, 1/5/08	10/27/22 at FLA (51); Record is 52 at MIN (2/3/90)

PHILADELPHIA FLYERS



PHILADELPHIA FLYERS
RECORD BOOK





ALL-TIME RECORD vs. OPPONENTS

OPP	OVERALL							HOME							AWAY						
	GP	W	L	OT	GF	GA	PTS	GP	W	L	OT	GF	GA	PTS	GP	W	L	OT	GF	GA	PTS
ANA	42	17	15	10	127	123	44	20	7	8	5	57	51	19	22	10	7	5	70	72	25
ARI	87	51	30	6	315	258	108	44	30	12	2	174	118	62	43	21	18	4	141	140	46
BOS	215	76	106	33	613	713	185	107	44	48	15	327	330	103	108	32	58	18	286	383	82
BUF	195	99	69	27	623	569	225	100	59	24	17	349	259	135	95	40	45	10	274	310	90
CAR	156	88	42	26	541	441	202	78	48	17	13	284	210	109	78	40	25	13	257	231	93
CGY	127	62	45	20	432	412	144	63	38	16	9	228	170	85	64	24	29	11	204	242	59
CHI	146	67	49	30	446	428	164	74	46	17	11	244	183	103	72	21	32	19	202	245	61
CBJ	47	19	16	12	139	134	50	24	13	9	2	87	69	28	23	6	7	10	52	65	22
COL	94	43	31	20	319	295	106	46	29	12	5	166	128	63	48	14	19	15	153	167	43
DAL	158	76	49	33	525	441	185	80	49	15	16	286	183	114	78	27	34	17	239	258	71
DET	150	74	53	23	522	464	171	74	48	14	12	297	204	108	76	26	39	11	225	260	63
EDM	82	38	35	9	273	258	85	42	27	13	2	160	115	56	40	11	22	7	113	143	29
FLA	107	57	37	13	311	271	127	54	27	17	10	147	130	64	53	30	20	3	164	141	63
LA	155	90	43	22	534	409	202	76	45	18	13	272	184	103	79	45	25	9	262	225	99
MIN	30	17	10	3	86	68	37	16	11	4	1	52	33	23	14	6	6	2	34	35	14
MTL	205	81	84	40	608	644	202	102	45	37	20	306	297	110	103	36	47	20	302	347	92
NJ	264	124	109	31	849	778	279	132	75	40	17	453	339	167	132	49	69	14	396	439	112
NSH	32	15	8	9	87	73	39	17	9	3	5	47	32	23	15	6	5	4	40	41	16
NYI	289	144	101	44	931	876	332	142	83	37	22	494	385	188	147	61	64	22	437	491	144
NYR	315	136	130	49	914	929	321	159	76	61	22	482	439	174	156	60	69	27	432	490	147
OTT	105	51	37	17	321	298	119	52	30	16	6	164	139	66	53	21	21	11	157	159	53
PIT	307	163	101	43	1089	948	369	152	103	37	12	595	405	218	155	60	64	31	494	543	151
SEA	4	2	2	0	14	13	4	2	1	1	0	9	5	2	2	1	1	0	5	8	2
SJ	49	18	19	12	126	143	48	24	8	9	7	64	74	23	25	10	10	5	62	69	25
STL	158	92	46	20	542	405	204	78	52	16	10	294	179	114	80	40	30	10	248	226	90
TB	108	48	44	16	317	327	112	53	23	19	11	158	148	57	55	25	25	5	159	179	55
TOR	192	100	65	27	653	546	227	96	58	28	10	344	238	126	96	42	37	17	309	308	101
VAN	129	78	36	15	499	377	171	66	43	21	2	264	195	88	63	35	15	13	235	182	83
VGK	10	5	4	1	31	25	11	5	2	3	0	13	12	4	5	3	1	1	18	13	7
WAS	239	123	86	30	803	727	276	122	72	41	9	440	354	153	117	51	45	21	363	373	123
WPG	69	44	16	9	238	184	97	34	23	6	5	128	92	51	35	21	10	4	110	92	46

ALL-TIME STREAKS vs. NHL TEAMS

LONGEST OVERALL WINNING STREAKS	LONGEST HOME WINNING STREAKS	LONGEST ROAD WINNING STREAKS
15 games - NYI, 3/1/08-3/9/10	23 games - vs. PIT, 2/17/80-1/29/87	10 games - at LAK, 12/30/76-2/21/81
14 games - WPG, 12/28/05-2/8/09	20 games - vs. STL, 3/4/72-11/1/79	9 games - at WPG, 2/5/04-2/8/09
14 games - LAK, 4/1/78-1/5/82	17 games - vs. CHI, 3/31/98-3/5/22	7 games - 7x, last, at NYI, 11/6/10-2/18/13
13 games - NJD, 1/14/75-12/3/77	15 games - vs. CGY, 2/4/79-12/11/86	
12 games - OTT, 10/29/95-1/3/98	13 games - 2x, last, vs. NYI, 10/13/07-4/9/11	

OVERALL	HOME	ROAD
32 games - LAK, 10/22/74-2/5/83 (27-0-5)	42 games - vs. PIT, 2/7/74-12/8/88 (39-0-3)	21 games - at LAK, 11/14/73-12/30/84 (17-0-4)
25 games - WAS, 11/9/74-12/20/80 (19-0-6)	34 games - vs. STL, 2/6/72-1/7/88 (31-0-3)	17 games - at VAN, 11/17/73-11/29/80 (12-0-5)
18 games - CAR, 12/31/06-2/10/11 (15-0-3)	29 games - vs. DET, 12/2/71-11/13/86 (23-0-6)	14 games - at WSH, 12/26/74-10/14/81 (9-0-6)
18 games - WPG, 2/5/04-2/8/09 (17-0-1)	25 games - vs. NJD, 10/13/74-3/25/84 (24-0-1)	14 games - at NYR, 12/22/76-3/30/81 (4-0-10)
18 games - VAN, 1/1/75-3/31/78 (16-0-2)	19 games - vs. WSH, 1/11/97-2/10/06 (16-0-3)	10 games - 3x, last, at CAR, 12/29/05-11/11/10 (9-0-1)

OVERALL	HOME	ROAD
27 games - BOS, 11/27/69-2/9/74 (0-23-4)	13 games - vs. BOS, 12/13/69-12/9/73 (0-11-2)	22 games - at BOS, 1/20/68-3/27/76 (0-18-4)
16 games - CHI, 1/2/69-1/2/71 (0-10-6)	9 games - vs. SJS, 11/21/02-11/19/15 (0-4-5)	16 games - at DET, 11/1/89-3/17/09 (0-13-3)
14 games - PIT, 3/26/91-1/30/93 (0-9-5)	8 games - 4x, last, vs. TB, 1/28/03-2/14/08 (0-6-2)	15 games - at NYR, 2/9/69-2/24/74 (0-9-6)
14 games - MTL, 11/21/68-12/27/70 (0-12-2)	25 games - vs. NJD, 10/13/74-3/25/84 (24-0-1)	15 games - at CHI, 11/29/67-12/20/72 (0-10-5)
13 games - 2x, last, SJS, 1/2/02-2/28/12 (0-8-5)	19 games - vs. WSH, 1/11/97-2/10/06 (16-0-3)	14 games - at PIT, 3/30/91-1/27/96 (0-10-4)

OVERALL	HOME	ROAD
15 games - BOS, 10/25/70-12/17/72	13 games - vs. LAK, 1/11/73-11/8/73	10 games - at NYR, 3/6/11-11/29/14
10 games - NYR, 11/28/71-1/14/73	9 games - vs. BOS, 11/21/70-2/15/73	9 games - at NYI, 3/10/92-1/24/95
9 games - TBL, 1/3/04-11/2/06	5 games - 5x, last, vs. WSH, 3/7/21-2/17/22	8 games - at BOS, 2/5/70-11/26/72
7 games - MTL, 12/21/06-10/13/08	25 games - vs. NJD, 10/13/74-3/25/84 (24-0-1)	7 games - at STL, 3/27/68-12/20/69
13 games - 2x, last, SJS, 1/2/02-2/28/12 (0-8-5)	19 games - vs. WSH, 1/11/97-2/10/06 (16-0-3)	6 games - 4x, last, at TBL, 12/27/11-10/30/14



ANAHEIM DUCKS

FLYERS vs. ANAHEIM DUCKS

2022-23 Flyers Record: 2-0-0 (1-0-0 home, 1-0-0 road)

All-Time Flyers Record: 17-15-10 (7-8-5 home, 10-7-5 road)

Date	Opp.	Scoring By Period					Shots By Period					Power Plays	Penalties/Minutes	Game-Winning Goal	Goaltender (Saves-Shots)	Attn.
		1	2	3	OT	F	1	2	3	OT	T					
1/2	PHI	2	1	1	-	4	17	7	9	-	33	0-2	5-10	Frost (2)	Ersson (28-29)	13,600
	ANA	0	0	1	-	1	7	14	8	-	29	0-5	2-4	Gibson (29-33)		
1/17	ANA	0	1	1	-	2	4	9	14	-	27	1-3	6-15	Frost (3)	Stolarz (34-38)	16,312
	PHI	1	2	2	-	5	17	13	9	-	39	1-5	4-11	Ersson (25-27)		
TOTALS		Scoring By Period					Shots By Period					Power Plays	Penalties/Minutes	Goaltenders (Record, Saves-Shots)		
	ANA	0	1	2	-	3	11	23	22	-	56	1-8 (12.5)	8-19	Gibson (0-1-0, 29-33); Stolarz (0-1-0, 34-38)		
	PHI	3	3	3	-	9	34	20	18	-	72	1-7 (14.3)	9-21	Ersson (2-0-0, 53-56)		

INDIVIDUAL SCORING:

FLYERS	GP	G	A	TP	+/-	PIM	PP	SH	ANAHEIM	GP	G	A	TP	+/-	PIM	PP	SH
Kevin Hayes	2	3	2	5	4	0	1	0	Ryan Strome	2	1	1	2	0	0	0	0
Travis Konecny	2	1	3	4	3	0	0	0	Trevor Zegras	2	0	2	2	-2	0	0	0
Scott Laughton	2	1	2	3	4	0	0	0	Frank Vatrano	2	1	0	1	-1	2	1	0
Morgan Frost	2	2	0	2	1	0	0	0	Adam Henrique	2	1	0	1	-3	0	0	0
Rasmus Ristolainen	2	1	1	2	3	2	0	1	Kevin Shattenkirk	2	0	1	1	0	0	0	0
Joel Farabee	2	1	1	2	1	0	0	0	John Klingberg	2	0	1	1	-2	0	0	0
Wade Allison	2	0	2	2	3	0	0	0	Jayson Megna	2	0	0	0	1	0	0	0
Cam York	2	0	2	2	3	2	0	0	Sam Carrick	2	0	0	0	-1	2	0	0
Noah Cates	2	0	2	2	2	0	0	0	Dmitry Kulikov	2	0	0	0	-1	0	0	0
Tony DeAngelo	2	0	1	1	2	2	0	0	Brett Leason	2	0	0	0	-1	0	0	0
James van Riemsdyk	2	0	1	1	1	2	0	0	Urho Vaakanainen	2	0	0	0	-1	0	0	0
Ivan Provorov	2	0	0	0	1	0	0	0	Simon Benoit	2	0	0	0	-2	0	0	0
Travis Sanheim	2	0	0	0	1	2	0	0	Max Comtois	2	0	0	0	-2	5	0	0
Owen Tippett	2	0	0	0	1	0	0	0	Jakob Silfverberg	2	0	0	0	-2	2	0	0
Patrick Brown	2	0	0	0	-1	4	0	0	Cam Fowler	2	0	0	0	-4	0	0	0
Nicolas Deslauriers	2	0	0	0	-1	4	0	0	Mason McTavish	2	0	0	0	-4	2	0	0
Zack MacEwen	2	0	0	0	-1	5	0	0	Troy Terry	2	0	0	0	-5	2	0	0
Justin Braun	1	0	0	0	1	0	0	0	Max Jones	1	0	0	0	0	2	0	0
Nick Seeler	1	0	0	0	1	0	0	0	Nathan Beaulieu	1	0	0	0	-1	0	0	0

2023-24 MATCHUPS

Sat.	10/28	Wells Fargo Center	1:00 P.M.
Fri.	11/10	Honda Center	10:00 P.M.

YEAR	OVERALL						HOME						ROAD					
	GP	W	L	T	OTL	PTS	GP	W	L	T	OTL	PTS	GP	W	L	T	OTL	PTS
1993-94	2	0	2	0	--	0	1	0	1	0	--	0	1	0	1	0	--	0
1994-95	Did Not Play						Did Not Play						Did Not Play					
1995-96	2	1	0	1	--	3	1	0	0	1	--	1	1	1	0	0	--	2
1996-97	2	2	0	0	--	4	1	1	0	0	--	2	1	1	0	0	--	2
1997-98	2	0	0	2	--	2	1	0	0	1	--	1	1	0	0	1	--	1
1998-99	2	1	1	0	--	2	1	1	0	0	--	2	1	0	1	0	--	0
1999-00	2	0	0	2	0	2	1	0	0	1	0	1	1	0	0	1	0	1
2000-01	1	0	1	0	0	0	1	0	1	0	0	0	Did Not Play					
2001-02	2	1	1	0	0	2	1	1	0	0	0	2	1	0	1	0	0	0
2002-03	1	1	0	0	0	2	Did Not Play						1	1	0	0	0	2
2003-04	1	0	0	0	1	1	Did Not Play						1	0	0	0	1	1
2005-06	Did Not Play						Did Not Play						Did Not Play					
2006-07	1	1	0	--	0	2	Did Not Play						1	1	0	--	0	2
2007-08	1	1	0	--	0	2	1	1	0	--	0	2	Did Not Play					
2008-09	1	1	0	--	0	2	Did Not Play						1	1	0	--	0	2
2009-10	1	0	0	--	1	1	1	0	0	1	1	1	Did Not Play					
2010-11	2	0	2	--	--	0	1	0	1	--	--	0	1	0	1	--	--	0
2011-12	1	1	0	--	0	2	Did Not Play						1	1	0	--	0	2
2012-13	Did Not Play						Did Not Play						Did Not Play					
2013-14	2	0	2	--	0	0	1	0	1	--	0	0	1	0	1	--	0	0
2014-15	2	0	0	--	2	2	1	0	0	--	1	1	1	0	0	--	1	1
2015-16	2	0	2	--	0	0	1	0	1	0	0	0	1	0	1	0	0	0
2016-17	2	0	1	--	1	1	1	0	1	--	0	0	1	0	0	--	1	1
2017-18	2	1	1	--	0	2	1	0	1	--	0	0	1	1	0	--	0	2
2018-19	2	2	0	--	0	4	1	1	0	--	0	2	1	1	0	--	0	2
2019-20	2	2	0	--	0	4	1	1	0	--	0	2	1	1	0	--	0	2
2020-21	Did Not Play						Did Not Play						Did Not Play					
2021-22	2	0	2	--	0	0	1	0	1	--	0	0	1	0	1	--	0	0
2022-23	2	2	0	--	0	4	1	1	0	--	0	2	1	1	0	--	0	23
TOTALS	42	17	15	5	5	44	20	7	8	3	2	19	22	10	7	2	3	25

FLYERS STREAKS VS. ANAHEIM

	OVERALL	HOME	ROAD
CURRENT STREAK	2 games, 1/2-1/17/23 (2-0-0)	1 game, 1/17/23 (1-0-0)	1 game, 1/2/23 (1-0-0)
ALL-TIME WIN STREAK	4 games, 10/30/18-12/29/19 (4-0-0)	2 games, 2x, last, 2/9/19-12/17/19 (2-0-0)	3 games, 10/7/17-12/29/19 (3-0-0)
ALL-TIME POINT STREAK	8 games, 3/27/94-10/11/98 (4-0-4)	6 games, 3/27/94-2/3/00 (2-0-4)	4 games, 2x, last, 1/1/17-12/29/19 (3-0-1)
ALL-TIME WINLESS STREAK	8 games, 10/29/13-1/1/17 (0-5-3)	7 games, 10/10/09-10/24/17 (0-5-2)	4 games, 2x, last, 1/30/14-1/1/17 (0-2-2)
ALL-TIME LOSING STREAK	3 games, 12/17/15-10/20/16 (0-3-0)	3 games, 2/9/16-10/24/17 (0-3-0)	1 game, 7x, last, 1/4/22 (0-1-0)
LAST WIN	Jan. 17, 2023 (5-2)	Jan. 17, 2023 (5-2)	Jan. 2, 2023 (4-1)
LAST LOSS	Apr. 9, 2022 (5-3)	Apr. 9, 2022 (5-3)	Jan. 4, 2022 (4-1)



ARIZONA COYOTES

FLYERS vs. ARIZONA COYOTES

2022-23 Flyers Record: 1-0-1 (1-0-0 home, 0-0-1 road)

All-Time Flyers Record: 51-30-6 (30-12-2 home, 21-18-4 road)

Date	Opp.	Scoring By Period				Shots By Period				Power Plays	Penalties/ Minutes	Game-Winning Goal	Goaltender (Saves-Shots)	Attn.		
		1	2	3	OT	F	1	2	3						OT	T
12/11	PHI	0	3	1	0	4	9	17	13	2	41	0-2	3-9	Keller (1)	Hart (24-29)	*4,600
	ARI	1	2	1	1	5	13	9	5	2	29	1-1	4-11	Vejmelka (37-41)		
1/5	ARI	1	1	0	-	2	5	9	9	-	23	0-1	3-6	Vejmelka (28-34)	17,572	
	PHI	0	5	1	-	6	11	19	4	-	34	2-3	1-2	Hart (21-23)		
TOTALS		Scoring By Period				Shots By Period				Power Plays (%)	Penalties/ Minutes	Goaltenders (Record, Saves-Shots)				
		1	2	3	OT	F	1	2	3			OT	T			
		ARI	2	3	1	1	7	18	18	14	2	52	1-2 (50.0)	7-17	Vejmelka (1-1-0, 65-75)	
		PHI	0	8	2	0	10	20	36	17	2	75	2-5 (40.0)	4-11	Hart (1-1-0, 45-52)	

INDIVIDUAL SCORING:

FLYERS	GP	G	A	TP	+/-	PIM	PP	SH	ARIZONA	GP	G	A	TP	+/-	PIM	PP	SH
Morgan Frost	2	1	7	8	5	0	0	0	Clayton Keller	2	3	0	3	-3	2	1	0
James van Riemsdyk	2	2	3	5	4	0	0	0	Nick Ritchie	2	2	1	3	1	0	0	0
Travis Konecny	2	2	2	4	0	0	1	0	Nick Schmaltz	2	0	3	3	-1	0	0	0
Owen Tippett	2	1	2	3	3	2	0	0	Barrett Hayton	2	0	2	2	2	0	0	0
Kevin Hayes	2	1	2	3	2	0	1	0	J.J. Moser	2	0	2	2	1	0	0	0
Wade Allison	1	1	0	1	2	0	0	0	Michael Carcone	1	1	0	1	0	0	0	0
Joel Farabee	2	1	0	1	-1	0	0	0	Jack McBain	2	1	0	1	1	1	0	0
Ivan Provorov	2	1	0	1	-1	0	0	0	Liam O'Brien	1	0	1	1	1	0	0	0
Tony DeAngelo	1	0	1	1	1	0	0	0	Jakob Chychrun	2	0	1	1	-2	2	0	0
Cam York	2	0	1	1	5	0	0	0	Travis Boyd	2	0	1	1	-6	0	0	0
Scott Laughton	2	0	1	1	0	0	0	0	Christian Fischer	2	0	0	0	1	0	0	0
Travis Sanheim	2	0	0	0	2	0	0	0	Patrik Nemeth	2	0	0	0	1	0	0	0
Nick Seeler	2	0	0	0	0	2	0	0	Nick Bjugstad	2	0	0	0	0	0	0	0
Patrick Brown	2	0	0	0	-1	0	0	0	Troy Stecher	2	0	0	0	0	2	0	0
Noah Cates	2	0	0	0	-1	0	0	0	Josh Brown	2	0	0	0	-1	5	0	0
Nicolas Deslauriers	2	0	0	0	-1	0	0	0	Shayne Gostisbehere	2	0	0	0	-1	0	0	0
Zack MacEwen	2	0	0	0	-3	5	0	0	Lawson Crouse	2	0	0	0	-2	2	0	0
Rasmus Ristolainen	2	0	0	0	-3	2	0	0	Juuso Valimaki	2	0	0	0	-3	2	0	0
Lukas Sedlak	1	0	0	0	0	0	0	0	Zack Kassian	1	0	0	0	0	0	0	0
Justin Braun	1	0	0	0	-1	0	0	0	Matias Maccelli	1	0	0	0	-1	0	0	0

2023-24 MATCHUPS

Thu.	12/7	Mullett Arena	9:00 P.M.
Mon.	2/12	Wells Fargo Center	7:00 P.M.

YEAR	OVERALL						HOME						ROAD						
	GP	W	L	T	OTL	PTS	GP	W	L	T	OTL	PTS	GP	W	L	T	OTL	PTS	
1979-80	4	4	0	0	--	8	2	2	0	0	--	4	2	2	0	0	--	4	
1980-81	4	3	1	0	--	6	2	2	0	0	--	4	2	1	1	0	--	2	
1981-82	3	1	2	0	--	2	2	1	1	0	--	2	1	0	1	0	--	0	
1982-83	3	3	0	0	--	6	1	1	0	0	--	2	2	2	0	0	--	4	
1983-84	3	2	1	0	--	4	2	2	0	0	--	4	1	0	1	0	--	0	
1984-85	3	0	3	0	--	0	1	0	1	0	--	0	2	0	2	0	--	0	
1985-86	3	2	1	0	--	4	2	2	0	0	--	4	1	0	1	0	--	0	
1986-87	3	2	1	0	--	4	1	1	0	0	--	2	2	1	1	0	--	2	
1987-88	3	3	0	0	--	6	2	2	0	0	--	4	1	1	0	0	--	2	
1988-89	3	2	0	1	--	5	1	1	0	0	--	2	2	1	0	1	--	3	
1989-90	3	1	2	0	--	2	2	1	1	0	--	2	1	0	1	0	--	0	
1990-91	3	3	0	0	--	6	1	1	0	0	--	2	2	2	0	0	--	4	
1991-92	3	0	3	0	--	0	2	0	2	0	--	0	1	0	1	0	--	0	
1992-93	2	2	0	0	--	4	1	1	0	0	--	2	1	1	0	0	--	2	
1993-94	2	0	1	1	--	1	1	0	1	0	--	0	1	0	0	1	--	1	
1994-95	Did Not Play						Did Not Play						Did Not Play						
1995-96	2	1	1	0	--	2	1	1	0	0	--	2	1	0	1	0	--	0	
1996-97	2	2	0	0	--	4	1	1	0	0	--	2	1	1	0	0	--	2	
1997-98	2	1	1	0	--	2	1	0	1	0	--	0	1	1	0	0	--	2	
1998-99	2	2	0	0	--	4	1	1	0	0	--	2	1	1	0	0	--	2	
1999-00	2	2	0	0	0	4	1	1	0	0	0	2	1	1	0	0	0	2	
2000-01	2	0	2	0	0	0	1	0	1	0	0	0	1	0	1	0	0	0	
2001-02	1	0	1	0	0	0	Did Not Play						1	0	1	0	0	0	0
2002-03	2	1	1	0	0	2	1	1	0	0	0	2	1	0	1	0	0	0	
2003-04	2	2	0	0	0	4	1	1	0	0	0	2	1	1	0	0	0	2	
2005-06	Did Not Play						Did Not Play						Did Not Play						
2006-07	1	0	1	--	0	0	Did Not Play						1	0	1	--	0	0	
2007-08	1	0	1	--	0	0	1	0	1	--	0	0	Did Not Play						
2008-09	1	1	0	--	0	2	1	1	0	--	0	2	Did Not Play						
2009-10	1	0	1	--	0	0	Did Not Play						1	0	1	--	0	0	
2010-11	1	0	0	--	1	1	1	0	0	--	1	1	Did Not Play						
2011-12	2	2	0	--	0	4	1	0	0	--	0	2	1	1	0	--	0	2	
2012-13	Did Not Play						Did Not Play						Did Not Play						
2013-14	2	1	1	--	0	2	1	0	1	--	0	0	1	1	0	--	0	2	
2014-15	2	1	1	--	0	2	1	1	0	--	0	2	1	0	1	--	0	0	
2015-16	2	1	1	--	0	2	1	1	0	--	0	2	1	0	1	--	0	0	
2016-17	2	0	1	--	1	1	1	0	1	--	0	0	1	0	0	--	1	1	
2017-18	2	1	0	--	1	3	1	0	0	--	1	1	1	1	0	--	0	2	
2018-19	2	2	0	--	0	4	1	1	0	--	0	2	1	1	0	--	0	2	
2019-20	2	0	2	0	0	0	1	0	1	0	0	0	1	0	1	0	0	0	
2020-21	Did Not Play						Did Not Play						Did Not Play						
2021-22	2	2	0	--	0	4	1	1	0	--	0	2	1	1	0	--	0	2	
2022-23	2	1	0	--	1	3	1	1	0	--	0	2	1	0	0	--	1	1	
TOTALS	87	51	30	2	4	108	44	30	12	0	2	62	43	21	18	2	2	46	

FLYERS STREAKS VS. ARIZONA			
	OVERALL	HOME	ROAD
CURRENT STREAK	4 games, 11/2/21-1/5/23 (3-0-1)	2 games, 11/2/21-1/5/23 (2-0-0)	2 games, 12/11/21-12/11/22 (1-0-1)
ALL-TIME WIN STREAK	5 games, 3x, last, 2/5/98-3/13/00 (5-0-0)	6 games, 11/27/85-12/18/88 (6-0-0)	4 games, 10/18/96-3/13/00 (4-0-0)
ALL-TIME POINT STREAK	6 games, 12/13/87-3/1/89 (5-0-1)	9 games, 11/27/85-10/13/90 (8-0-1)	4 games, 10/18/96-3/13/00 (4-0-0)
ALL-TIME WINLESS STREAK	4 games, 3/26/16-10/30/17 (0-2-2)	2 games, 2x, last, 10/27/16-10/30/17 (0-1-1)	4 games, 11/13/83-12/1/85 (0-3-1)
ALL-TIME LOSING STREAK	3 games, 2x, last, 10/14/00-12/28/01 (0-2-0)	2 games, 11/17/91-1/23/92 (0-2-0)	3 games, 10/14/00-12/28/02 (0-3-0)
LAST WIN	Jan. 5, 2023 (6-2)	Jan. 5, 2023 (6-2)	Dec. 11, 2021 (5-3)
LAST LOSS	Dec. 11, 2022 (5-4 OT)	Dec. 5, 2019 (3-1)	Dec. 11, 2022 (5-4 OT)



BOSTON BRUINS

FLYERS vs. BOSTON BRUINS

2022-23 Flyers Record: 0-3-0 (0-1-0 home, 0-2-0 road)

All-Time Flyers Record: 76-106-33 (44-48-15 home, 32-58-18 road)

Date	Opp.	Scoring By Period					Shots By Period					Power Plays	Penalties/Minutes	Game-Winning Goal	Goaltender (Saves-Shots)	Attn.	
		1	2	3	OT	F	1	2	3	OT	T						
11/17	PHI	0	0	1	-	1	8	5	10	-	23	1-4	4-8		Hart (28-32)		
	BOS	0	1	3	-	4	12	10	10	-	32	2-4	4-8	DeBrusk (1)	Ullmark (22-23)	17,850	
1/16	PHI	0	0	0	-	0	9	7	13	-	29	0-6	6-20		HART (12-16); Ersson (11-13)		
	BOS	2	2	2	-	6	11	11	7	-	29	1-2	9-28	Pastrnak (5)	Swayman (29-29)	17,850	
4/9	BOS	1	2	2	-	5	13	11	10	-	34	0-1	5-13	Pastrnak (12)	Swayman (34-37)		
	PHI	1	1	1	-	3	10	14	13	-	37	0-4	2-7		Sandstrom (29-34)	18,776	
TOTALS		Scoring By Period					Shots By Period					Power Plays (%)	Penalties/Minutes	Goaltenders (Record, Saves-Shots)			
	BOS	3	5	7	-	15	36	32	27	-	95	3-7 (42.9)	18-49	Ullmark (1-0-0, 22-23); Swayman (2-0-0, 63-66)			
	PHI	1	1	2	-	4	27	26	36	-	89	1-14 (7.1)	12-35	Hart (0-1-0, 28-32); Ersson (0-1-0, 11-13); Sandstrom (0-1-0, 29-34)			

INDIVIDUAL SCORING:

FLYERS	GP	G	A	TP	+/-	PIM	PP	SH	BOSTON	GP	G	A	TP	+/-	PIM	PP	SH
Owen Tippett	3	2	1	3	-5	0	1	0	David Pastrnak	3	5	3	8	7	0	1	0
Joel Farabee	3	1	1	2	-4	0	0	0	Pavel Zacha	3	3	4	7	8	0	0	0
Wade Allison	2	1	0	1	-1	0	0	0	David Krejci	2	2	3	5	5	0	1	0
Tony DeAngelo	2	0	1	1	-2	0	0	0	Tyler Bertuzzi	1	0	3	3	3	2	0	0
Noah Cates	3	0	1	1	-4	0	0	0	Charlie McAvoy	2	0	3	3	3	4	0	0
Kevin Hayes	3	0	1	1	-4	0	0	0	Hampus Lindholm	3	0	3	3	5	2	0	0
Nicolas Deslauriers	3	0	0	0	-1	17	0	0	Matt Grzelcyk	3	1	1	2	4	0	0	0
Scott Laughton	3	0	0	0	-1	0	0	0	Brad Marchand	3	1	1	2	2	0	0	0
Travis Sanheim	3	0	0	0	-1	2	0	0	Nick Foligno	2	0	2	2	1	2	0	0
Rasmus Ristolainen	3	0	0	0	-2	0	0	0	Jake DeBrusk	2	1	0	1	1	2	1	0
Morgan Frost	3	0	0	0	-3	2	0	0	Charlie Coyle	3	1	0	1	1	2	0	0
Travis Konecny	3	0	0	0	-3	4	0	0	Tomas Nosek	3	1	0	1	0	0	0	0
Ivan Provorov	3	0	0	0	-6	2	0	0	Connor Carrick	1	0	1	1	3	0	0	0
James van Riemsdyk	2	0	0	0	1	0	0	0	Jakub Zboril	1	0	1	1	-1	2	0	0
Justin Braun	2	0	0	0	0	0	0	0	Patrice Bergeron	2	0	1	1	1	4	0	0
Patrick Brown	2	0	0	0	0	0	0	0	Taylor Hall	2	0	1	1	1	4	0	0
Zack MacEwen	2	0	0	0	-1	4	0	0	Connor Clifton	3	0	1	1	1	0	0	0
Nick Seeler	2	0	0	0	-2	0	0	0	Trent Frederic	3	0	0	0	0	0	0	0
Cam York	2	0	0	0	-5	0	0	0	Brandon Carlo	3	0	0	0	2	2	0	0
Kieffer Bellows	1	0	0	0	0	0	0	0	A.J. Greer	3	0	0	0	-2	19	0	0
Tanner Laczynski	1	0	0	0	0	0	0	0	Derek Forbort	1	0	0	0	1	0	0	0
Brendan Lemieux	1	0	0	0	0	0	0	0	Craig Smith	1	0	0	0	1	0	0	0
Lukas Sedlak	1	0	0	0	0	0	0	0	Anton Stralman	1	0	0	0	0	0	0	0
Max Willman	1	0	0	0	0	2	0	0	Garnet Hathaway	1	0	0	0	-1	0	0	0
									Jakub Lauko	1	0	0	0	-1	0	0	0
									Vinni Lettieri	1	0	0	0	-1	0	0	0

2023-24 MATCHUPS

Sat.		1/27	Wells Fargo Center	12:30 P.M.
Sat.		3/16	TD Garden	7:00 P.M.
Sat.		3/23	Wells Fargo Center	1:00 P.M.

YEAR	OVERALL						HOME						ROAD					
	GP	W	L	T	OTL	PTS	GP	W	L	T	OTL	PTS	GP	W	L	T	OTL	PTS
1967-68	4	1	3	0	--	2	2*	0	2	0	--	0	2	1	1	0	--	2
1968-69	6	2	4	0	--	4	3	2	1	0	--	4	3	0	3	0	--	0
1969-70	6	0	4	2	--	2	3	0	2	1	--	1	3	0	2	1	--	1
1970-71	6	0	6	0	--	0	3	0	3	0	--	0	3	0	3	0	--	0
1971-72	6	0	6	0	--	0	3	0	3	0	--	0	3	0	3	0	--	0
1972-73	5	0	4	1	--	1	3	0	3	0	--	0	2	0	1	1	--	1
1973-74	5	1	3	1	--	3	2	1	0	1	--	3	3	0	3	0	--	0
1974-75	4	1	2	1	--	3	2	1	1	0	--	2	2	0	1	1	--	1
1975-76	4	1	2	1	--	3	2	1	1	0	--	2	2	0	1	1	--	1
1976-77	4	3	1	0	--	6	2	1	1	0	--	2	2	2	0	0	--	4
1977-78	4	2	1	1	--	5	2	2	0	0	--	4	2	0	1	1	--	1
1978-79	5	3	1	1	--	7	2	2	0	0	--	4	3	1	1	1	--	3
1979-80	4	1	1	2	--	4	2	0	0	2	--	2	2	1	1	0	--	2
1980-81	4	2	2	0	--	4	2	2	0	0	--	4	2	0	2	0	--	0
1981-82	3	2	1	0	--	4	2	1	1	0	--	2	1	1	0	0	--	2
1982-83	3	0	2	1	--	1	1	0	0	1	--	1	2	0	2	0	--	0
1983-84	3	1	1	1	--	3	2	1	0	1	--	3	1	0	1	0	--	0
1984-85	3	2	1	0	--	4	1	1	0	0	--	2	2	1	1	0	--	2
1985-86	3	2	1	0	--	4	2	2	0	0	--	4	1	0	1	0	--	0
1986-87	3	2	1	0	--	4	1	1	0	0	--	2	2	1	1	0	--	2
1987-88	3	2	1	0	--	4	2	1	1	0	--	2	1	1	0	0	--	2
1988-89	3	1	2	0	--	2	1	1	0	0	--	2	2	0	2	0	--	0
1989-90	3	0	3	0	--	0	2	0	2	0	--	0	1	0	1	0	--	0
1990-91	3	1	2	0	--	2	1	0	1	0	--	0	2	1	1	0	--	2
1991-92	3	2	1	0	--	4	1	1	0	0	--	2	2	1	1	0	--	2
1992-93	4	1	3	0	--	2	2	0	2	0	--	0	2	1	1	0	--	2
1993-94	5	2	2	1	--	5	2	1	1	0	--	2	3*	1	1	1	--	3
1994-95	4	2	2	0	--	4	2	2	0	0	--	4	2	0	2	0	--	0
1995-96	4	2	2	0	--	4	2	1	1	0	--	2	2	1	1	0	--	2
1996-97	4	2	1	1	--	5	2	2	0	0	--	4	2	0	1	1	--	1
1997-98	4	0	3	1	--	1	2	0	1	1	--	1	2	0	2	0	--	0
1998-99	4	2	1	1	--	5	2	1	0	1	--	3	2	1	1	0	--	2
1999-00	4	3	0	1	0	7	2	2	0	0	0	4	2	1	0	1	0	3
2000-01	4	1	2	1	0	3	2	1	1	0	0	2	2	0	1	1	0	1
2001-02	4	2	1	0	1	5	2	0	1	0	1	1	2	2	0	0	0	4
2002-03	4	1	0	2	1	5	2	0	0	2	0	2	2	1	0	0	1	3
2003-04	4	1	1	1	1	4	2	1	1	0	0	2	2	0	0	1	1	2
2005-06	4	3	1	--	0	6	2	1	1	--	0	2	2	2	0	--	0	4
2006-07	4	2	2	--	0	4	2	1	1	--	0	2	2	1	1	--	0	2
2007-08	4	1	1	--	2	4	2	0	1	--	1	1	2	1	0	--	1	3
2008-09	4	2	2	--	0	4	2	0	2	--	0	0	2	2	0	--	0	4
2009-10	4	2	1	--	1	5	2	1	1	--	0	2	2	1	0	--	1	3
2010-11	4	1	3	--	--	2	2	0	2	--	0	0	2	1	1	--	0	2
2011-12	4	1	1	--	2	4	2	0	1	--	1	1	2	1	0	--	1	3
2012-13	3	2	1	--	0	4	2	2	0	--	0	4	1	0	1	--	0	0
2013-14	3	0	2	--	1	1	2	0	1	--	1	1	1	0	1	--	0	0
2014-15	3	0	2	--	1	1	1	0	1	--	0	0	2	0	1	--	1	1
2015-16	3	2	1	--	0	2	2	1	1	--	0	2	1	1	0	--	0	4
2016-17	3	1	2	--	0	2	1	1	0	--	0	2	2	0	2	--	0	0
2017-18	3	1	2	--	0	2	2	1	1	--	0	2	1	0	1	--	0	0
2018-19	3	2	1	--	0	4	1	1	0	--	0	2	2	1	1	--	0	2
2019-20	3	2	1	--	0	4	2	1	1	--	0	2	1	1	0	--	0	2
2020-21	8	2	4	--	2	6	4	1	2	--	1	3	4	1	2	--	1	3
2021-22	3	1	2	--	0	2	2	1	1	--	0	2	1	0	1	--	0	0
2022-23	3	0	3	--	0	0	1	0	1	--	0	0	2	0	2	--	0	0
TOTALS	87	51	30	2	4	108	44	30	12	0	2	62	43	21	18	2	2	46

FLYERS STREAKS VS. BOSTON

	OVERALL	HOME	AWAY
CURRENT STREAK	5 games, 11/20/21-4/9/23 (0-5-0)	2 games, 11/20/21-4/9/23 (0-2-0)	3 games, 1/13/22-1/16/23 (0-3-0)
ALL-TIME WIN STREAK	4 games, 1/16/19-1/13/20 (4-0-0)	6 games, 3/15/84-12/8/87 (6-0-0)	3 games, 2/7/09-12/14/09 (3-0-0)
ALL-TIME POINT STREAK	6 games, 2x, last, 11/16/02-12/6/03 (2-0-4)	9 games, 12/15/77-1/17/82 (7-0-2)	8 games, 2x, last, 12/15/01-1/2/06 (5-0-3)
ALL-TIME WINLESS STREAK	27 games, 11/27/69-2/9/74 (0-23-4)	13 games, 12/13/69-12/9/73 (0-11-2)	22 games, 1/20/68-3/27/76 (0-18-4)
ALL-TIME LOSING STREAK	15 games, 10/25/70-12/17/72 (0-15-0)	9 games, 11/21/70-2/15/73 (0-9-0)	8 games, 2/5/70-11/26/72 (0-8-0)
LAST WIN	Oct. 20, 2021 (6-3)	Oct. 20, 2021 (6-3)	Apr. 5, 2021 (3-2 OT)
LAST LOSS	Apr. 9, 2023 (5-3)	Apr. 9, 2023 (5-3)	Jan. 16, 2023 (6-0)



BUFFALO SABRES

FLYERS vs. BUFFALO SABRES

2022-23 Flyers Record: 2-1-0 (1-1-0 home, 1-0-0 road)

All-Time Flyers Record: 99-69-27 (59-24-17 home, 40-45-10 road)

Date	Opp.	Scoring By Period				Shots By Period				Power Plays	Penalties/Minutes	Game-Winning Goal	Goaltender (Saves-Shots)	Attn.			
		1	2	3	OT	F	1	2	3						OT	T	
1/9	PHI	3	0	1	-	4	16	13	9	-	38	0-3	2-4	MacEwen (3)	11,271		
	BUF	0	0	0	-	0	5	13	10	-	28	0-1	4-8	Ersson (28-28) Anderson (34-38)			
3/17	BUF	0	0	2	-	2	8	9	21	-	38	2-4	3-6	Anderson (17-22)	18,051		
	PHI	1	3	1	-	5	6	12	4	-	22	1-1	7-22	Hart (36-38)			
4/1	BUF	1	4	1	-	6	5	17	7	-	29	0-3	3-14	Skinner (3)	*19,404		
	PHI	1	1	1	-	3	14	17	11	-	42	0-2	4-16	Luukkonen (39-42) Sandstrom (23-29)			
TOTALS		Scoring By Period				Shots By Period				Power Plays (%)	Penalties/Minutes	Goaltenders (Record, Saves-Shots)					
		1	2	3	OT	F	1	2	3	OT	T			Anderson (0-2-0, 51-60); Luukkonen (1-0-0, 39-42)			
		5	4	3	-	12	36	42	24	-	102	1-6 (16.7)	13-42	Ersson (1-0-0, 36-38); Sandstrom (0-1-0, 39-42)			

INDIVIDUAL SCORING:

FLYERS	GP	G	A	TP	+/-	PIM	PP	SH	BUFFALO	GP	G	A	TP	+/-	PIM	PP	SH
Joel Farabee	3	2	2	4	2	0	0	0	Casey Mittelstadt	3	0	5	5	1	10	0	0
Owen Tippett	3	3	0	3	2	0	1	0	Alex Tuch	3	3	0	3	0	0	0	1
Travis Konecny	2	1	2	3	0	2	0	0	Victor Olofsson	3	2	0	2	-2	0	2	0
Kevin Hayes	3	0	3	3	0	0	0	0	Jeff Skinner	3	1	1	2	1	2	0	0
Morgan Frost	3	2	0	2	0	0	0	0	Owen Power	3	0	2	2	-3	0	0	0
Noah Cates	3	1	1	2	3	2	0	0	Jordan Greenway	2	1	0	1	-1	0	0	0
Wade Allison	3	1	1	2	1	2	0	0	Kyle Okposo	3	1	0	1	-1	2	0	0
Tony DeAngelo	3	0	2	2	2	0	0	0	Mattias Samuelsson	2	0	1	1	2	2	0	0
Travis Sanheim	3	0	2	2	2	2	0	0	Tyson Jost	2	0	1	1	-1	0	0	0
Zack MacEwen	1	1	0	1	1	0	0	0	Rasmus Dahlin	3	0	1	1	1	6	0	0
James van Riemsdyk	3	1	0	1	-2	0	0	0	Zemgus Girgensons	3	0	1	1	-1	0	0	0
Patrick Brown	1	0	1	1	1	0	0	0	Peyton Krebs	3	0	1	1	-1	4	0	0
Tyson Foerster	1	0	1	1	1	0	0	0	Jack Quinn	3	0	1	1	-2	0	0	0
Brendan Lemieux	2	0	1	1	0	0	0	0	Ilya Lyubushkin	3	0	0	0	-1	0	0	0
Scott Laughton	3	0	1	1	3	14	0	0	Dylan Cozens	3	0	0	0	-4	0	0	0
Nick Seeler	3	0	1	1	3	4	0	0	Riley Stillman	2	0	0	0	1	0	0	0
Nicolas Deslauriers	3	0	1	1	2	12	0	0	JJ Peterka	2	0	0	0	-2	0	0	0
Ivan Provorov	3	0	1	1	2	4	0	0	Jacob Bryson	2	0	0	0	-3	0	0	0
Cam York	3	0	1	1	-1	0	0	0	Tage Thompson	2	0	0	0	-3	0	0	0
Rasmus Ristolainen	3	0	0	0	2	0	0	0	Henri Jokiharju	2	0	0	0	-4	0	0	0
Justin Braun	1	0	0	0	1	0	0	0	Vinnie Hinostroza	1	0	0	0	0	0	0	0
Tanner Laczynski	1	0	0	0	0	0	0	0	Kale Clague	1	0	0	0	-3	2	0	0

2023-24 MATCHUPS

Wed.		11/1	Wells Fargo Center	7:00 P.M.
Fri.		11/3	KeyBank Center	7:00 P.M.
Fri.		4/5	KeyBank Center	7:00 P.M.

BUFFALO SABRES

	OVERALL						HOME						ROAD					
YEAR	GP	W	L	T	OTL	PTS	GP	W	L	T	OTL	PTS	GP	W	L	T	OTL	PTS
1970-71	6	3	2	1	--	7	3	2	0	1	--	5	3	1	2	0	--	2
1971-72	6	2	2	2	--	6	3	2	0	1	--	5	3	0	2	1	--	1
1972-73	5	3	2	0	--	6	2	2	0	0	--	4	3	1	2	0	--	2
1973-74	5	5	0	0	--	10	3	3	0	0	--	6	2	2	0	0	--	4
1974-75	4	3	0	1	--	7	2	2	0	0	--	4	2	1	0	1	--	3
1975-76	4	3	0	1	--	7	2	2	0	0	--	4	2	1	0	1	--	3
1976-77	4	2	2	0	--	4	2	2	0	0	--	4	2	0	2	0	--	0
1977-78	4	0	3	1	--	1	2	0	1	1	--	1	2	0	2	0	--	0
1978-79	5	3	0	2	--	8	3	1	0	2	--	4	2	2	0	0	--	4
1979-80	4	3	0	1	--	7	2	2	0	0	--	4	2	1	0	1	--	3
1980-81	4	0	2	2	--	2	2	0	1	1	--	1	2	0	1	1	--	1
1981-82	3	2	1	0	--	4	2	2	0	0	--	4	1	0	1	0	--	0
1982-83	3	1	2	0	--	2	1	1	0	0	--	2	2	0	2	0	--	0
1983-84	3	0	3	0	--	0	2	0	2	0	--	0	1	0	1	0	--	0
1984-85	3	1	1	1	--	3	1	0	1	0	--	0	2	1	0	1	--	3
1985-86	3	1	2	0	--	2	2	0	2	0	--	0	1	1	0	0	--	2
1986-87	3	2	1	0	--	4	1	1	0	0	--	2	2	1	1	0	--	2
1987-88	3	3	0	0	--	6	2	2	0	0	--	4	1	1	0	0	--	2
1988-89	3	2	1	0	--	4	1	1	0	0	--	2	2	1	1	0	--	2
1989-90	3	1	2	0	--	2	2	1	1	0	--	2	1	0	1	0	--	0
1990-91	3	0	3	0	--	0	1	0	1	0	--	0	2	0	2	0	--	0
1991-92	3	1	1	1	--	3	2	1	0	1	--	3	1	0	1	0	--	0
1992-93	3	1	1	1	--	3	2	0	1	1	--	1	1	1	0	0	--	2
1993-94	4	3	1	0	--	6	2	1	1	0	--	2	2	2	0	0	--	4
1994-95	3	2	1	0	--	4	2	2	0	0	--	4	1	0	1	0	--	0
1995-96	4	2	2	0	--	4	2	1	1	0	--	2	2	1	1	0	--	2
1996-97	4	1	2	1	--	3	2	0	1	1	--	1	2	1	1	0	--	2
1997-98	4	2	1	1	--	5	2	1	0	1	--	3	2	1	1	0	--	2
1998-99	4	0	1	3	--	3	2	0	0	2	--	2	2	0	1	1	--	1
1999-00	4	3	1	0	0	6	2	2	0	0	0	4	2	1	1	0	0	2
2000-01	4	4	0	0	0	8	2	2	0	0	0	4	2	2	0	0	0	4
2001-02	4	0	4	0	0	0	2	0	2	0	0	0	2	0	2	0	0	0
2002-03	4	2	2	0	0	4	2	2	0	0	0	4	2	0	2	0	0	0
2003-04	4	2	1	1	0	5	2	2	0	0	0	4	2	0	1	1	0	1
2005-06	4	1	2	--	1	3	2	0	1	--	1	1	2	1	1	--	0	2
2006-07	4	1	2	--	1	3	2	1	0	--	1	3	2	0	2	--	0	0
2007-08	4	1	2	--	1	3	2	0	1	--	1	1	2	1	1	--	0	2
2008-09	4	4	0	--	0	8	2	2	0	--	0	4	2	2	0	--	0	4
2009-10	4	1	2	--	1	3	2	0	2	--	0	0	2	1	0	--	1	3
2010-11	4	2	1	--	1	5	2	1	1	--	0	2	2	1	0	--	1	3
2011-12	4	4	0	--	0	8	2	2	0	--	0	4	2	2	0	--	0	4
2012-13	3	1	2	--	0	2	1	1	0	--	0	2	2	0	2	--	0	0
2013-14	3	3	0	--	0	6	2	2	0	--	0	4	1	1	0	--	0	2
2014-15	3	2	0	--	1	5	1	0	0	--	1	1	2	2	0	--	0	4
2015-16	3	1	2	--	1	3	2	1	1	--	1	3	1	0	1	--	0	0
2019-20	2	2	0	--	0	4	2	2	0	--	0	4			Did Not Play			
2020-21	8	5	3	--	0	10	4	2	2	--	0	4	4	3	1	--	0	6
2021-22	3	0	3	--	0	0	1	0	1	--	0	0	2	0	2	--	0	0
2022-23	3	2	1	--	0	4	2	1	1	--	0	2	1	1	0	--	0	2
TOTALS	195	99	69	20	7	225	100	59	24	12	5	135	95	40	45	8	2	90

FLYERS STREAKS VS. BUFFALO			
	OVERALL	HOME	ROAD
CURRENT STREAK	1 game, 4/1/23 (0-1-0)	1 game, 4/1/23 (0-1-0)	1 game, 1/9/23 (1-0-0)
ALL-TIME WIN STREAK	8 games, 12/30/73-2/1/75 (8-0-0)	12 games, 3/30/72-2/20/77 (12-0-0)	4 games, 2x, last, 12/8/18-3/29/21 (4-0-0)
ALL-TIME POINT STREAK	14 games, 12/30/73-10/23/76 (12-0-2)	17 games, 10/22/70-2/20/77 (15-0-2)	9 games, 2/25/08-12/7/11 (7-0-2)
ALL-TIME WINLESS STREAK	6 games, 3x, last, 11/10/82-10/31/84 (0-5-1)	5 games, 12/11/83-3/27/86 (0-4-1)	8 games, 2/27/80-10/31/84 (0-5-3)
ALL-TIME LOSING STREAK	5 games, 3x, last, 3/31/21-4/17/22 (0-5-0)	3 games, 2/2/85-3/27/86 (0-3-0)	5 games, 3/8/81-1/11/84 (0-5-0)
LAST WIN	Mar. 17, 2023 (5-2)	Mar. 17, 2023 (5-2)	Jan. 9, 2023 (4-0)
LAST LOSS	Apr. 1, 2023 (5-3)	Apr. 1, 2023 (5-3)	Apr. 16, 2022 (4-3)



CALGARY FLAMES

FLYERS vs. CALGARY FLAMES

2022-23 Flyers Record: 1-1-0 (0-1-0 home, 1-0-0 road)

All-Time Flyers Record: 62-45-20 (38-16-9 home, 24-29-11 road)

Date	Opp.	Scoring By Period				Shots By Period				Power Plays	Penalties/Minutes	Game-Winning Goal	Goaltender (Saves-Shots)	Attn.		
		1	2	3	OT	F	1	2	3						OT	T
11/21	CGY	2	1	2	-	5	9	6	15	-	30	0-2	5-13	Andersson (1)	Markstrom (23-25)	17,896
	PHI	1	0	1	-	2	9	6	10	-	25	0-3	4-11	Hart (25-28)		
2/20	PHI	1	2	1	-	4	10	9	3	-	22	0-2	5-13	Allison (2)	Ersson (32-35)	19,036
	CGY	0	1	2	-	3	12	13	10	-	35	0-4	3-9	Markstrom (18-22)		
TOTALS		Scoring By Period				Shots By Period				Power Plays (%)	Penalties/Minutes	Goaltenders (Record, Saves-Shots)				
		1	2	3	OT	F	1	2	3			OT	T			
CGY		2	2	4	-	8	21	19	25	-	65	0-6 (0.0)	10-26	Markstrom (1-1-0, 41-47)		
PHI		2	2	2	-	6	19	15	13	-	47	0-5 (0.0)	7-20	Hart (0-1-0, 25-28); Ersson (1-0-0, 32-35)		

INDIVIDUAL SCORING:

FLYERS	GP	G	A	TP	+/-	PIM	PP	SH	CALGARY	GP	G	A	TP	+/-	PIM	PP	SH
Travis Konecny	1	1	1	2	1	0	0	0	Blake Coleman	2	1	2	3	3	0	0	0
Tony DeAngelo	2	1	1	2	-3	0	0	0	Andrew Mangiapane	2	1	2	3	1	2	0	0
Scott Laughton	1	0	2	2	3	0	0	0	Noah Hanifin	2	0	3	3	2	0	0	0
Noah Cates	2	0	2	2	0	0	0	0	Mikael Backlund	2	1	1	2	2	0	0	0
Wade Allison	1	1	0	1	0	0	0	0	Dillon Dube	2	1	1	2	1	0	0	0
Tanner Laczynski	1	1	0	1	0	0	0	0	Trevor Lewis	2	1	0	1	1	0	0	0
Nicolas Deslauriers	2	1	0	1	1	0	0	0	Rasmus Andersson	2	1	0	1	0	0	0	0
Joel Farabee	2	1	0	1	-4	0	0	0	Jonathan Huberdeau	2	1	0	1	0	0	0	0
Cam York	1	0	1	1	3	2	0	0	Tyler Toffoli	2	1	0	1	0	0	0	0
James van Riemsdyk	1	0	1	1	1	0	0	0	Chris Tanev	2	0	1	1	2	0	0	0
Kevin Hayes	2	0	1	1	-2	2	0	0	Dennis Gilbert	2	0	1	1	1	10	0	0
Nick Seeler	2	0	0	0	3	7	0	0	Milan Lucic	2	0	1	1	0	2	0	0
Rasmus Ristolainen	2	0	0	0	1	2	0	0	MacKenzie Weegar	2	0	1	1	-2	0	0	0
Patrick Brown	2	0	0	0	0	2	0	0	Nikita Zadorov	2	0	0	0	1	4	0	0
Justin Braun	2	0	0	0	-2	2	0	0	Nazem Kadri	2	0	0	0	0	4	0	0
Morgan Frost	2	0	0	0	-2	0	0	0	Elias Lindholm	2	0	0	0	0	0	0	0
Ivan Provorov	2	0	0	0	-2	0	0	0	Adam Ruzicka	2	0	0	0	-1	0	0	0
Owen Tippett	2	0	0	0	-3	0	0	0	Kevin Rooney	1	0	0	0	0	0	0	0
Kieffer Bellows	1	0	0	0	0	0	0	0	Jakob Pelletier	1	0	0	0	-1	0	0	0
Olle Lycksell	1	0	0	0	-1	0	0	0									
Zack MacEwen	1	0	0	0	-1	5	0	0									
Lukas Sedlak	1	0	0	0	-1	0	0	0									
Max Willman	1	0	0	0	-1	0	0	0									
Travis Sanheim	1	0	0	0	-3	2	0	0									

2023-24 MATCHUPS

Sun.		12/31	Scotiabank Saddledome	8:00 P.M.
Sat.		1/6	Wells Fargo Center	1:00 P.M.

CALGARY FLAMES

PHILADELPHIA
FLYERS

YEAR	OVERALL						HOME						ROAD						
	GP	W	L	T	OTL	PTS	GP	W	L	T	OTL	PTS	GP	W	L	T	OTL	PTS	
1972-73	5	3	1	1	--	7	3	2	0	1	--	5	2	1	1	0	--	2	
1973-74	6	2	2	2	--	6	3	1	2	0	--	2	3	1	0	2	--	4	
1974-75	6	3	2	1	--	7	3	2	1	0	--	4	3	1	1	1	--	3	
1975-76	6	4	1	1	--	9	3	3	0	0	--	6	3	1	1	1	--	3	
1976-77	6	2	2	2	--	6	3	2	1	0	--	4	3	0	1	2	--	2	
1977-78	6	4	1	1	--	9	3	3	0	0	--	6	3	1	1	1	--	3	
1978-79	8	4	4	0	--	8	4	3	1	0	--	6	4	1	3	0	--	2	
1979-80	4	2	2	0	--	4	2	2	0	0	--	4	2	0	2	0	--	0	
1980-81	4	2	2	0	--	4	2	2	0	0	--	4	2	0	2	0	--	0	
1981-82	3	3	0	0	--	6	1	1	0	0	--	2	2	2	0	0	--	4	
1982-83	3	3	0	0	--	6	2	2	0	0	--	4	1	1	0	0	--	2	
1983-84	3	2	1	0	--	4	1	1	0	0	--	2	2	1	1	0	--	2	
1984-85	3	2	1	0	--	4	2	2	0	0	--	4	1	0	1	0	--	0	
1985-86	3	2	1	0	--	4	1	1	0	0	--	2	2	1	1	0	--	2	
1986-87	3	1	2	0	--	2	2	1	1	0	--	2	1	0	1	0	--	0	
1987-88	3	0	3	0	--	0	1	0	1	0	--	0	2	0	2	0	--	0	
1988-89	3	0	3	0	--	0	2	0	2	0	--	0	1	0	1	0	--	0	
1989-90	3	1	1	1	--	3	1	0	1	0	--	0	2	1	0	1	--	3	
1990-91	3	1	2	0	--	2	2	1	1	0	--	2	1	0	1	0	--	0	
1991-92	3	2	1	0	--	4	1	1	0	0	--	2	2	1	1	0	--	2	
1992-93	3	0	1	2	--	2	1	0	0	1	--	1	2*	0	1	1	--	1	
1993-94	2	0	2	0	--	0	1	0	1	0	--	0	1	0	1	0	--	0	
1994-95	Did Not Play						Did Not Play						Did Not Play						
1995-96	2	2	0	0	--	4	1	1	0	0	--	2	1	1	0	0	--	2	
1996-97	2	1	1	0	--	2	1	0	1	0	--	0	1	1	0	0	--	2	
1997-98	2	1	1	0	--	2	1	1	0	0	--	2	1	0	1	0	--	0	
1998-99	2	1	0	1	--	3	1	0	0	1	--	1	1	1	0	0	--	2	
1999-00	1	1	0	0	0	2	Did Not Play						1	1	0	0	0	0	2
2000-01	2	1	1	0	0	2	1	1	0	0	0	2	1	0	1	0	0	0	
2001-02	1	0	1	0	0	0	1	0	1	0	0	0	Did Not Play						
2002-03	1	1	0	0	0	2	Did Not Play						1	1	0	0	0	2	
2003-04	1	0	0	0	1	1	1	0	0	1	0	1	Did Not Play						
2005-06	1	1	0	--	0	2	1	1	0	--	0	2	Did Not Play						
2006-07	Did Not Play						Did Not Play						Did Not Play						
2007-08	1	1	0	--	0	2	Did Not Play						1	1	0	--	0	2	
2008-09	1	0	1	--	0	0	1	0	1	--	0	0	Did Not Play						
2009-10	1	1	0	--	0	2	Did Not Play						1	1	0	--	0	2	
2010-11	1	0	0	--	1	1	1	0	0	--	1	1	Did Not Play						
2011-12	1	1	0	--	0	2	Did Not Play						1	1	0	--	0	2	
2012-13	Did Not Play						Did Not Play						Did Not Play						
2013-14	2	2	0	--	0	4	1	1	0	--	0	2	1	1	0	--	0	2	
2014-15	2	0	1	--	1	1	1	0	0	--	1	1	1	0	1	--	0	0	
2015-16	2	1	0	--	1	3	1	1	0	--	0	2	1	0	0	--	1	1	
2016-17	2	1	1	--	0	2	1	1	0	--	0	2	1	0	1	--	0	0	
2017-18	2	1	0	--	1	3	1	0	0	--	1	1	1	1	0	--	0	2	
2018-19	2	0	0	--	2	2	1	0	0	--	1	1	1	0	0	--	1	1	
2019-20	2	0	1	--	1	1	1	0	0	--	1	2	1	0	1	--	0	0	
2020-21	Did Not Play						Did Not Play						Did Not Play						
2021-22	2	1	1	--	0	2	1	1	0	--	0	2	1	0	1	--	0	0	
2022-23	2	1	1	--	0	2	1	0	1	--	0	0	1	1	0	--	0	2	
TOTALS	127	62	45	12	8	144	63	38	16	3	6	85	64	24	29	9	2	59	

FLYERS STREAKS VS. CALGARY

	OVERALL	HOME	AWAY
CURRENT STREAK	1 game, 2/20/23 (1-0-0)	1 game, 11/21/22 (0-1-0)	1 game, 2/20/23 (1-0-0)
ALL-TIME WIN STREAK	8 games, 3/22/81-11/29/83 (8-0-0)	15 games, 2/4/79-12/11/86 (15-0-0)	5 games, 10/12/02-12/31/13 (5-0-0)
ALL-TIME POINT STREAK	8 games, 3/22/81-11/29/83 (8-0-0)	15 games, 2/4/79-12/11/86 (15-0-0)	6 games, 1/3/73-12/13/74 (3-0-3)
ALL-TIME WINLESS STREAK	10 games, 2/16/87-1/2/90 (0-8-2)	6 games, 2/16/87-11/8/90 (0-4-2)	6 games, 2/27/86-1/2/90 (0-5-1)
ALL-TIME LOSING STREAK	5 games, 2/16/87-3/3/88 (0-5-0)	2 games, 3x, last, 10/15/89-11/8/90 (0-2-0)	5 games, 2/27/86-2/27/89 (0-5-0)
LAST WIN	Feb. 20, 2023 (4-3)	Nov. 16, 2021 (2-1 OT)	Feb. 20, 2023 (4-3)
LAST LOSS	Nov. 21, 2022 (5-2)	Nov. 21, 2022 (5-2)	Oct. 30, 2021 (4-0)



CAROLINA HURRICANES

FLYERS vs. CAROLINA HURRICANES

2022-23 Flyers Record: 0-2-2 (0-0-2 home, 0-2-0 road)

All-Time Flyers Record: 88-42-26 (48-17-13 home, 40-25-13 road)

Date	Opp.	Scoring By Period					Shots By Period					Power Plays	Penalties/Minutes	Game-Winning Goal	Goaltender (Saves-Shots)	Attn.
		1	2	3	OT	F	1	2	3	OT	T					
10/29	CAR	2	0	1	1	4	12	11	9	6	38	0-4	7-14	Burns (1)	Raanta (26-29)	13,335
	PHI	0	1	0	3	9	8	10	2	29	1-6	5-10		Hart (34-38)		
12/23	PHI	1	1	3	-	5	5	10	16	-	31	0-2	4-8	Kotkaniemi (2)	HART (6-7); Ersson (25-30)	*18,680
	CAR	3	3	0	-	6	14	15	8	-	37	2-4	2-4		Raanta (26-31)	
3/9	PHI	0	0	0	-	0	6	7	6	-	19	0-1	5-10	Svechnikov (4)	Sandstrom (28-29)	*18,680
	CAR	1	0	0	-	1	6	15	8	-	29	1-4	2-4		Kochetkov (19-19)	
3/18	CAR	2	1	1	1	5	12	4	17	1	34	1-1	4-8	Aho (8)	Andersen (29-33)	18,975
	PHI	0	2	2	0	4	8	13	12	0	33	1-4	1-2		Sandstrom (29-34)	
TOTALS		Scoring By Period					Shots By Period					Power Plays (%)	Penalties/Minutes	Goaltenders (Record, Saves-Shots)		
	CAR	8	4	2	2	16	44	45	42	7	138	4-13 (30.8)	15-30	Raanta (2-0-0, 52-60); Andersen (1-0-0, 29-33); Kochetkov (1-0-0, 19-19)		
	PHI	1	5	6	0	12	14	17	15	-	46	2-13 (15.4)	15-30	Hart (0-1-1, 40-45); Sandstrom (0-1-1, 57-63); Ersson (0-0-0, 25-30)		

INDIVIDUAL SCORING:

FLYERS	GP	G	A	TP	+/-	PIM	PP	SH	CAROLINA	GP	G	A	TP	+/-	PIM	PP	SH
Travis Konecny	2	1	2	3	-1	0	0	1	Martin Necas	4	2	5	7	0	0	1	0
Tony DeAngelo	3	1	2	3	2	4	0	0	Jordan Staal	4	1	4	5	3	0	0	0
Noah Cates	4	1	2	3	1	0	1	0	Sebastian Aho	4	3	1	4	1	4	0	0
Owen Tippett	4	1	2	3	0	0	1	0	Jordan Martinook	4	2	2	4	3	0	0	0
Morgan Frost	4	0	3	3	3	4	0	0	Andrei Svechnikov	3	2	1	3	-1	2	1	0
Brendan Lemieux	1	1	1	2	2	0	0	0	Jesper Fast	4	2	1	3	3	2	0	0
Tyson Foerster	2	1	1	2	2	0	0	0	Brady Skjei	4	1	2	3	3	2	0	0
Wade Allison	3	1	1	2	0	0	0	0	Brent Burns	4	1	2	3	0	6	0	0
Nicolas Deslauriers	4	1	1	2	0	0	0	0	Brett Pesce	4	0	3	3	2	0	0	0
Scott Laughton	4	1	1	2	-2	4	0	1	Stefan Noesen	4	1	1	2	0	2	1	0
Joel Farabee	4	1	1	2	-3	0	0	0	Jesper Kotkaniemi	4	1	0	1	-3	8	1	0
Lukas Sedlak	1	0	2	2	2	2	0	0	Shayne Gostisbehere	2	0	1	1	1	0	0	0
Nick Seeler	4	1	0	1	0	4	0	0	Paul Stastny	3	0	1	1	-1	4	0	0
Travis Sanheim	4	1	0	1	-1	4	0	0	Jacob Slavin	4	0	1	1	-1	0	0	0
Cam York	3	0	1	1	-1	0	0	0	Teuvo Teravainen	4	0	1	1	-2	0	0	0
Rasmus Ristolainen	4	0	1	1	-2	2	0	0	Derek Stepan	4	0	0	0	1	0	0	0
Ivan Provorov	4	0	0	0	-2	2	0	0	Seth Jarvis	4	0	0	0	-4	0	0	0
Kevin Hayes	4	0	0	0	-4	2	0	0	Jalen Chatfield	3	0	0	0	0	0	0	0
James van Riemsdyk	3	0	0	0	0	0	0	0	Calvin de Haan	2	0	0	0	0	0	0	0
Justin Braun	2	0	0	0	1	0	0	0	Jack Drury	1	0	0	0	1	0	0	0
Kieffer Bellows	2	0	0	0	-1	0	0	0	Dylan Coghlan	1	0	0	0	0	0	0	0
Zack MacEwen	2	0	0	0	-1	0	0	0	Jesse Puljujarvi	1	0	0	0	0	0	0	0
Tanner Laczynski	2	0	0	0	-2	0	0	0									
Elliot Desnoyers	1	0	0	0	0	0	0	0									
Patrick Brown	1	0	0	0	-1	0	0	0									

2023-24 MATCHUPS

Mon.		10/30	Wells Fargo Center	7:00 P.M.
Wed.		11/15	PNC Arena	7:30 P.M.
Tue.		11/28	Wells Fargo Center	7:30 P.M.
Thu.		3/21	PNC Arena	7:00 P.M.

YEAR	OVERALL						HOME						ROAD					
	GP	W	L	T	OTL	PTS	GP	W	L	T	OTL	PTS	GP	W	L	T	OTL	PTS
1979-80	4	2	0	2	--	6	2	2	0	0	--	4	2*	0	0	2	--	2
1980-81	4	3	0	1	--	7	2	1	0	1	--	3	2	2	0	0	--	4
1981-82	3	3	0	0	--	6	2	2	0	0	--	4	1	1	0	0	--	2
1982-83	3	2	1	0	--	4	1	1	0	0	--	2	2	1	1	0	--	2
1983-84	3	1	2	0	--	2	2	1	1	0	--	2	1	0	1	0	--	0
1984-85	3	2	0	1	--	5	1	1	0	0	--	2	2	1	0	1	--	3
1985-86	3	3	0	0	--	6	2	2	0	0	--	4	1	1	0	0	--	2
1986-87	3	1	2	0	--	2	1	0	1	0	--	0	2	1	1	0	--	2
1987-88	3	2	1	0	--	4	2	2	0	0	--	4	1	0	1	0	--	0
1988-89	3	1	1	1	--	3	1	1	0	0	--	2	2	0	1	1	--	1
1989-90	3	1	2	0	--	2	2	1	1	0	--	2	1	0	1	0	--	0
1990-91	3	0	3	0	--	0	1	0	1	0	--	0	2	0	2	0	--	0
1991-92	3	0	3	0	--	0	2	0	2	0	--	0	1	0	1	0	--	0
1992-93	3	3	0	0	--	6	1	1	0	0	--	2	2	2	0	0	--	4
1993-94	4	3	1	0	--	6	2	1	1	0	--	2	2	2	0	0	--	4
1994-95	3	2	1	0	--	4	1	1	0	0	--	2	2	1	1	0	--	2
1995-96	4	3	0	1	--	7	2	2	0	0	--	4	2	1	0	1	--	3
1996-97	4	3	0	1	--	7	2	1	0	1	--	3	2	2	0	0	--	4
1997-98	4	2	1	1	--	5	2	1	1	0	--	2	2	1	0	1	--	3
1998-99	4	2	0	2	--	6	2	1	0	1	--	3	2	1	0	1	--	3
1999-00	4	2	2	0	0	4	2	1	1	0	0	2	2	1	1	0	0	2
2000-01	4	3	1	0	0	6	2	2	0	0	0	4	2	1	1	0	0	2
2001-02	4	3	1	0	0	6	2	2	0	0	0	4	2	1	1	0	0	2
2002-03	4	2	0	2	0	6	2	1	0	1	0	3	2	1	0	1	0	3
2003-04	4	2	0	2	0	6	2	1	0	1	0	3	2	1	0	1	0	3
2005-06	4	2	1	--	1	5	2	1	0	--	1	3	2	1	1	--	0	2
2006-07	4	2	1	--	1	5	2	1	1	--	0	2	2	1	0	--	1	3
2007-08	4	3	0	--	1	7	2	1	0	--	1	3	2	2	0	--	0	4
2008-09	4	3	0	--	1	7	2	1	0	--	1	3	2	2	0	--	0	4
2009-10	4	4	0	--	0	8	2	2	0	--	0	4	2	2	0	--	0	4
2010-11	4	3	1	--	0	6	2	2	0	--	0	4	2	1	1	--	0	2
2011-12	4	3	1	--	0	6	2	1	1	--	0	2	2	2	0	--	0	4
2012-13	3	3	0	--	0	6	2	2	0	--	0	4	1	1	0	--	0	2
2013-14	4	0	2	--	2	2	2	0	1	--	1	1	2	0	1	--	1	1
2014-15	5	1	3	--	1	3	2	1	1	--	0	2	3	0	2	--	1	1
2015-16	4	3	1	--	0	6	2	2	0	--	0	4	2	1	1	--	0	2
2016-17	5	3	1	--	1	7	3	2	0	--	1	5	2	1	1	--	0	2
2017-18	4	3	1	--	0	6	2	1	1	--	0	2	2	2	0	--	0	4
2018-19	4	0	4	--	0	0	2	0	2	--	0	0	2	0	2	--	0	0
2019-20	4	3	0	--	1	7	2	2	0	--	0	4	2	1	0	--	1	3
2020-21	Did Not Play						Did Not Play						Did Not Play					
2021-22	4	1	2	--	1	3	2	0	1	--	1	1	2	1	1	--	0	2
2022-23	4	0	2	--	2	2	2	0	0	--	2	2	2	0	2	--	0	0
TOTALS	156	88	42	14	12	202	78	48	17	5	8	109	78	40	25	9	4	93

FLYERS STREAKS VS. CAROLINA			
	OVERALL	HOME	AWAY
CURRENT STREAK	7 games, 11/26/21-3/18/23 (0-4-3)	4 games, 11/26/21-3/18/23 (0-1-3)	3 games, 3/12/22-3/9/23 (0-3-0)
ALL-TIME WIN STREAK	9 games, 12/6/08-2/11/10 (9-0-0)	6 games, 12/11/08-10/29/11 (6-0-0)	7 games, 11/21/07-11/11/10 (7-0-0)
ALL-TIME POINT STREAK	18 games, 12/31/06-2/10/11 (15-0-3)	11 games, 11/11/99-3/8/06 (8-0-3)	10 games, 2x, last, 12/29/05-11/11/10 (9-0-1)
ALL-TIME WINLESS STREAK	7 games, 11/26/21-3/18/23 (0-4-3)	4 games, 11/26/21-3/18/23 (0-1-3)	8 games, 10/3/02-3/7/87 (0-7-1)
ALL-TIME LOSING STREAK	5 games, 12/22/90-4/12/92 (0-5-0)	2 games, 2x, last, 1/3/19-4/6/19 (0-2-0)	4 games, 11/25/89-4/12/92 (0-4-0)
LAST WIN	Nov. 12, 2021 (2-1)	Mar. 5, 2020 (4-1)	Nov. 12, 2021 (2-1)
LAST LOSS	Mar. 18, 2023 (5-4 OT)	Mar. 18, 2023 (5-4 OT)	Mar. 9, 2023 (1-0)



CHICAGO BLACKHAWKS

FLYERS vs. CHICAGO BLACKHAWKS

2022-23 Flyers Record: 1-1-0 (0-1-0 home, 1-0-0 road)

All-Time Flyers Record: 67-49-30 (46-17-11 home, 21-32-19 road)

Date	Opp.	Scoring By Period				Shots By Period				Power Plays	Penalties/ Minutes	Game-Winning Goal	Goaltender (Saves-Shots)	Attn.		
		1	2	3	OT	F	1	2	3						OT	T
1/19	CHI	0	2	2	-	4	9	11	9	-	29	0-0	2-4	R. Johnson (1)	Mrazek (37-38)	16,460
	PHI	1	0	0	-	1	7	15	16	-	38	0-2	0-0	Hart (25-28)		
4/13	PHI	2	2	0	1	5	15	14	5	2	36	1-1	1-2	Provorov (1)	Sandstrom (34-38)	*19,719
	CHI	2	1	1	0	4	15	9	12	2	38	1-1	1-2	Stalock (31-36)		
TOTALS		Scoring By Period				Shots By Period				Power Plays (%)	Penalties/ Minutes	Goaltenders (Record, Saves-Shots)				
1	2	3	OT	F	1	2	3	OT	T			1-0-0	37-38	0-0-1	31-36	
CHI	2	3	3	0	8	24	20	21	2	67	1-1 (100)	3-6	Mrazek (1-0-0, 37-38); Stalock (0-0-1, 31-36)			
PHI	3	2	0	1	6	22	29	21	2	74	1-3 (33.3)	1-2	Hart (0-1-0, 25-28); Sandstrom (1-0-0, 34-38)			

INDIVIDUAL SCORING:

FLYERS	GP	G	A	TP	+/-	PIM	PP	SH	CHICAGO	GP	G	A	TP	+/-	PIM	PP	SH
Travis Konecny	2	2	2	4	-1	0	0	0	Jonathan Toews	2	2	1	3	0	0	1	0
Morgan Frost	2	1	2	3	-2	0	0	0	Andreas Athanasiou	2	1	2	3	1	0	0	0
Owen Tippett	2	1	1	2	0	0	0	0	Tyler Johnson	2	1	1	2	0	0	0	0
Ivan Provorov	2	1	0	1	0	0	0	0	Jake McCabe	1	0	2	2	1	0	0	0
Noah Cates	2	1	0	1	-1	0	1	0	Seth Jones	2	0	2	2	-2	0	0	0
Rasmus Ristolainen	2	0	1	1	1	0	0	0	Anders Bjork	1	1	0	1	1	0	0	0
Nick Seeler	2	0	1	1	0	2	0	0	Philipp Kurashhev	1	1	0	1	1	0	0	0
Travis Sanheim	2	0	1	1	-1	0	0	0	Jujhar Khaira	1	1	0	1	0	0	0	0
Nicolas Deslauriers	2	0	0	0	0	0	0	0	Reese Johnson	2	1	0	1	1	0	0	0
Cam York	2	0	0	0	0	0	0	0	Colin Blackwell	1	0	1	1	1	0	0	0
Wade Allison	2	0	0	0	-1	0	0	0	Wyatt Kaiser	1	0	1	1	1	2	0	0
Kevin Hayes	2	0	0	0	-1	0	0	0	Patrick Kane	1	0	1	1	1	0	0	0
Scott Laughton	2	0	0	0	-1	0	0	0	Taylor Raddysh	1	0	1	1	1	0	0	0
James van Riemsdyk	2	0	0	0	-1	0	0	0	Connor Murphy	2	0	1	1	3	2	0	0
Joel Farabee	2	0	0	0	-2	0	0	0	Ian Mitchell	2	0	1	1	1	0	0	0
Justin Braun	1	0	0	0	0	0	0	0	MacKenzie Entwistle	2	0	0	0	3	0	0	0
Patrick Brown	1	0	0	0	0	0	0	0	Jason Dickinson	2	0	0	0	-2	0	0	0
Tanner Laczynski	1	0	0	0	0	0	0	0	Caleb Jones	2	0	0	0	-2	2	0	0
Brendan Lemieux	1	0	0	0	0	0	0	0	Jack Johnson	1	0	0	0	2	0	0	0
Zack MacEwen	1	0	0	0	0	0	0	0	Max Domi	1	0	0	0	1	0	0	0
Tony DeAngelo	1	0	0	0	-3	0	0	0	Joey Anderson	1	0	0	0	0	0	0	0
									Andreas Englund	1	0	0	0	0	0	0	0
									Boris Katchouk	1	0	0	0	0	0	0	0
									Sam Lafferty	1	0	0	0	0	0	0	0
									Austin Wagner	1	0	0	0	0	0	0	0
									Nikita Zaitsev	1	0	0	0	0	0	0	0

2023-24 MATCHUPS

Wed.		2/21	United Center	7:30 P.M.
Sat.		3/30	Wells Fargo Center	7:00 P.M.



COLORADO AVALANCHE

FLYERS vs. COLORADO AVALANCHE

2022-23 Flyers Record: 1-1-0 (1-0-0 home, 0-1-0 road)

All-Time Flyers Record: 43-31-20 (29-12-5 home, 14-19-15 road)

Date	Opp.	Scoring By Period				Shots By Period				Power Plays	Penalties/ Minutes	Game-Winning Goal	Goaltender (Saves-Shots)	Attn.		
		1	2	3	OT	F	1	2	3						OT	T
12/5	COL	1	0	2	-	3	15	5	12	-	32	1-5	3-6	Georgiev (29-33)	18,361	
	PHI	2	1	2	-	5	11	12	11	-	34	2-3	5-10	Hart (29-32)		
12/13	PHI	1	0	1	-	2	8	4	16	-	28	0-2	3-6	Sandstrom (22-25)	*18,082	
	COL	0	2	1	-	3	10	9	6	-	25	0-3	2-4	Francouz (26-28)		
TOTALS		Scoring By Period				Shots By Period				Power Plays (%)	Penalties/ Minutes	Goaltenders (Record, Saves-Shots)				
	COL	1	2	3	-	6	25	14	18	-	57	1-8 (12.5)	5-10	Georgiev (0-1-0, 29-33); Francouz (1-0-0, 26-28)		
	PHI	3	1	3	-	7	19	16	27	-	62	2-5 (40.0)	8-16	Hart (1-0-0, 29-32); Sandstrom (0-1-0, 22-25)		

INDIVIDUAL SCORING:

FLYERS	GP	G	A	TP	+/-	PIM	PP	SH	COLORADO	GP	G	A	TP	+/-	PIM	PP	SH
Kevin Hayes	2	0	3	3	1	2	0	0	J.T. Compher	2	1	2	3	1	0	0	0
Travis Sanheim	2	1	1	2	3	0	0	0	Alex Newhook	2	2	0	2	-2	0	1	0
Travis Konecny	2	1	1	2	1	2	0	0	Artturi Lehkonen	1	1	1	2	2	0	0	1
Scott Laughton	2	0	2	2	-1	0	0	0	Devon Toews	2	1	1	2	1	0	0	0
Tanner Laczynski	1	1	0	1	1	2	0	0	Erik Johnson	2	0	2	2	3	0	0	0
Cam York	1	1	0	1	1	0	0	0	Mikko Rantanen	2	1	0	1	0	2	0	0
Tony DeAngelo	1	1	0	1	0	2	1	0	Nathan MacKinnon	1	0	1	1	-1	0	0	0
James van Riemsdyk	1	1	0	1	-1	0	0	0	Logan O'Connor	2	0	1	1	2	0	0	0
Owen Tippett	2	1	0	1	-1	0	1	0	Cale Makar	2	0	1	1	-2	4	0	0
Zack MacEwen	1	0	1	1	-1	0	0	0	Andrew Cogliano	2	0	0	0	2	0	0	0
Joel Farabee	2	0	1	1	2	6	0	0	Samuel Girard	2	0	0	0	0	0	0	0
Patrick Brown	2	0	1	1	1	0	0	0	Charles Hudon	2	0	0	0	0	0	0	0
Morgan Frost	2	0	1	1	-2	2	0	0	Andreas Englund	2	0	0	0	-1	0	0	0
Ivan Provorov	2	0	1	1	-2	0	0	0	Dryden Hunt	2	0	0	0	-2	0	0	0
Justin Braun	2	0	0	0	1	0	0	0	Jacob MacDonald	2	0	0	0	-2	0	0	0
Noah Cates	2	0	0	0	1	0	0	0	Anton Blidh	1	0	0	0	0	0	0	0
Nicolas Deslauriers	2	0	0	0	0	0	0	0	Jean-Luc Foudy	1	0	0	0	0	0	0	0
Lukas Sedlak	2	0	0	0	0	0	0	0	Alex Galchenyuk	1	0	0	0	0	4	0	0
Nick Seeler	2	0	0	0	-1	0	0	0	Brad Hunt	1	0	0	0	0	0	0	0
Rasmus Ristolainen	2	0	0	0	-2	0	0	0	Ben Meyers	1	0	0	0	0	0	0	0
Max Willman	1	0	0	0	0	0	0	0	Valeri Nichushkin	1	0	0	0	0	0	0	0
									Martin Kaut	1	0	0	0	-1	0	0	0
									Jayson Megna	1	0	0	0	-1	0	0	0

2023-24 MATCHUPS

Sat.		12/9	Ball Arena	9:00 P.M.
Sat.		1/20	Wells Fargo Center	1:00 P.M.

YEAR	OVERALL						HOME						ROAD					
	GP	W	L	T	OTL	PTS	GP	W	L	T	OTL	PTS	GP	W	L	T	OTL	PTS
1979-80	4	3	0	1	--	7	2	2	0	0	--	4	2	1	0	1	--	3
1980-81	4	1	2	1	--	3	2	1	1	0	--	2	2	0	1	1	--	1
1981-82	3	1	1	1	--	3	1	1	0	0	--	2	2	0	1	1	--	1
1982-83	3	3	0	0	--	6	2	2	0	0	--	4	1	1	0	0	--	2
1983-84	3	2	0	1	--	5	1	1	0	0	--	2	2	1	0	1	--	3
1984-85	3	1	1	1	--	3	2	1	0	1	--	3	1	0	1	0	--	0
1985-86	3	1	1	1	--	3	1	0	1	0	--	0	2	1	0	1	--	3
1986-87	3	2	0	1	--	5	2	2	0	0	--	4	1	0	0	1	--	1
1987-88	3	2	0	1	--	5	1	0	0	1	--	1	2	2	0	0	--	4
1988-89	3	2	1	0	--	4	2	2	0	0	--	4	1	0	1	0	--	0
1989-90	3	1	1	1	--	3	1	1	0	0	--	2	2	0	1	1	--	1
1990-91	3	3	0	0	--	6	2	2	0	0	--	4	1	1	0	0	--	2
1991-92	3	3	0	0	--	6	2	2	0	0	--	4	1	1	0	0	--	2
1992-93	4	1	3	0	--	2	2	1	1	0	--	2	2	0	2	0	--	0
1993-94	4	3	1	0	--	6	2	2	0	0	--	4	2	1	1	0	--	2
1994-95	4	0	3	1	--	1	2	0	2	0	--	0	2	0	1	1	--	1
1995-96	2	0	1	1	--	1	1	0	1	0	--	0	1	0	0	1	--	1
1996-97	2	1	0	1	--	3	1	1	0	0	--	2	1	0	0	1	--	1
1997-98	2	0	2	0	--	0	1	0	1	0	--	0	1	0	1	0	--	0
1998-99	2	0	1	1	--	1	1	0	1	0	--	0	1	0	0	1	--	1
1999-00	2	1	1	0	0	2	1	1	0	0	0	2	1	0	1	0	0	0
2000-01	1	0	0	1	0	1	Did Not Play						1	0	0	1	0	1
2001-02	2	1	1	0	0	2	1	0	1	0	0	0	1	1	0	0	0	2
2002-03	2	1	0	0	1	3	1	0	0	0	1	1	1	1	0	0	0	2
2003-04	1	0	0	0	1	1	Did Not Play						1	0	0	0	1	1
2005-06	1	0	0	--	1	1	1	0	0	--	1	1	Did Not Play					
2006-07	Did Not Play						Did Not Play						Did Not Play					
2007-08	1	0	1	--	0	0	Did Not Play						1	0	1	--	0	0
2008-09	2	1	1	--	0	2	1	1	0	--	0	2	1	0	1	--	0	0
2009-10	1	0	1	--	0	0	Did Not Play						1	0	--	0	0	0
2010-11	1	1	0	--	0	2	1	1	0	--	0	2	Did Not Play					
2011-12	1	0	0	--	1	1	Did Not Play						1	0	0	--	1	1
2012-13	Did Not Play						Did Not Play						Did Not Play					
2013-14	2	1	1	--	0	2	1	1	0	--	0	2	1	0	1	--	0	0
2014-15	2	1	0	--	1	3	1	1	0	--	0	2	1	0	0	--	1	1
2015-16	2	1	1	--	0	2	1	0	1	--	0	0	1	1	0	--	0	2
2016-17	2	2	0	--	0	4	1	1	0	--	0	2	1	1	0	--	0	2
2017-18	2	1	0	--	1	3	1	0	0	--	1	1	1	1	0	--	0	2
2018-19	2	0	2	--	0	0	1	0	1	--	0	0	1	0	1	--	0	0
2019-20	2	1	1	--	0	2	1	1	0	--	0	2	1	0	1	--	0	0
2020-21	Did Not Play						Did Not Play						Did Not Play					
2021-22	2	0	2	--	0	0	1	0	1	--	0	0	1	0	1	--	0	0
2022-23	2	1	1	--	0	2	1	1	0	--	0	2	1	0	1	--	0	0
TOTALS	94	43	31	14	6	106	46	29	12	2	3	63	48	14	19	12	3	43

FLYERS STREAKS VS. COLORADO

	OVERALL	HOME	AWAY
CURRENT STREAK	1 game, 12/13/22 (0-1-0)	1 game, 12/5/22 (1-0-0)	4 games, 10/6/18-12/13/22 (0-4-0)
ALL-TIME WIN STREAK	6 games, 10/18/90-2/13/92 (6-0-0)	8 games, 10/20/88-12/3/92 (8-0-0)	3 games, 3/24/16-3/28/18 (3-0-0)
ALL-TIME POINT STREAK	9 games, 11/2/85-10/20/88 (6-0-3)	11 games, 12/3/92-10/30/86 (10-0-1)	5 games, 11/2/85-4/2/88 (3-0-2)
ALL-TIME WINLESS STREAK	8 games, 1/25/94-1/4/97 (0-5-3)	3 games, 2x, last, 3/16/02-1/14/06 (0-2-1)	9 games, 1/25/94-12/13/00 (0-4-5)
ALL-TIME LOSING STREAK	4 games, 1/25/94-2/16/95 (0-4-0)	3 games, 1/21/95-2/11/96 (0-3-0)	4 games, 10/6/18-12/13/22 (0-4-0)
LAST WIN	Dec. 5, 2022 (5-3)	Dec. 5, 2022 (5-3)	Mar. 28, 2018 (2-1)
LAST LOSS	Dec. 13, 2022 (3-2)	Dec. 6, 2021 (7-5)	Dec. 13, 2022 (3-2)



COLUMBUS BLUE JACKETS

FLYERS vs. COLUMBUS BLUE JACKETS

2022-23 Flyers Record: 2-1-1 (2-0-0 home, 0-1-1 road)

All-Time Flyers Record: 19-16-12 (13-9-2 home, 6-7-10 road)

Date	Opp.	Scoring By Period					Shots By Period					Power Plays	Penalties/Minutes	Game-Winning Goal	Goaltender (Saves-Shots)	Attn.
		1	2	3	OT	F	1	2	3	OT	T					
11/10	PHI	0	1	1	-	2	12	6	16	-	34	0-0	4-11		Hart (24-27)	
	CBJ	2	1	2	-	5	9	11	9	-	29	0-2	2-7	Jenner (1)	Korpisalo (32-34)	15,490
11/15	PHI	0	2	2	0	4	7	16	13	1	37	1-2	2-4		Hart (28-33)	
	CBJ	1	1	2	1	5	9	9	13	2	33	1-1	3-6	Gavrikov (2);	Korpisalo (18-20); Merzlikins (15-17)	15,713
	CBJ	0	2	1	-	3	8	12	13	-	33	0-1	1-2		Tarasov (34-38)	
12/20	PHI	1	2	2	-	5	13	13	13	-	39	0-1	1-2	Konecny (4)	Hart (30-33)	*19,432
	CBJ	2	0	1	0	3	9	8	12	2	31	1-3	5-10		Hutchinson (35-39)	
4/11	PHI	2	1	0	1	4	15	16	6	2	39	1-3	4-8	Tippett (4)	Hart (28-31)	*19,719
TOTALS		1	2	3	OT	F	1	2	3	OT	T	Plays (%)	Minutes	Goaltenders (Record, Saves-Shots)		
	CBJ	5	4	6	1	16	35	40	47	4	126	2-7 (28.6)	11-25	Korpisalo (2-0-0, 50-54); Merzlikins (0-0-0, 15-17); Tarasov (0-1-0, 34-38); Hutchinson (0-0-1, 35-39)		
	PHI	3	6	5	1	15	47	51	48	3	149	2-6 (33.3)	11-25	Hart (2-1-1, 110-124)		

INDIVIDUAL SCORING:

FLYERS	GP	G	A	TP	+/-	PIM	PP	SH	COLUMBUS	GP	G	A	TP	+/-	PIM	PP	SH
Travis Konecny	4	3	3	6	-3	2	1	1	Johnny Gaudreau	4	1	5	6	-1	0	0	0
Owen Tippett	4	4	1	5	-3	2	1	0	Boone Jenner	2	4	0	4	3	0	1	0
Joel Farabee	4	1	3	4	5	2	0	0	Eric Robinson	3	1	2	3	2	0	0	0
Ivan Provorov	4	1	3	4	0	0	0	0	Sean Kuraly	3	2	0	2	1	2	1	0
Noah Cates	4	1	3	4	-1	0	0	0	Zach Werenski	1	1	1	2	2	0	0	0
Morgan Frost	4	1	2	3	3	2	0	0	Vladislav Gavrikov	3	1	1	2	0	2	0	0
Cam York	2	0	3	3	2	2	0	0	Kent Johnson	3	1	1	2	0	0	0	0
Scott Laughton	4	0	3	3	-2	0	0	0	Patrik Laine	2	0	2	2	2	0	0	0
James van Riemsdyk	2	1	1	2	-2	2	0	0	Jake Christiansen	3	0	2	2	2	0	0	0
Kevin Hayes	4	1	1	2	-6	2	0	0	Trey Fix-Wolansky	1	1	0	1	1	0	0	0
Nick Seeler	2	1	0	1	3	0	0	0	Nick Blankenburg	1	1	0	1	0	2	0	0
Tony DeAngelo	3	1	0	1	-2	0	0	0	Kirill Marchenko	2	1	0	1	-1	2	0	0
Zack MacEwen	3	0	1	1	0	2	0	0	Andrew Peeke	4	1	0	1	0	0	0	0
Rasmus Ristolainen	4	0	1	1	-1	2	0	0	Liam Foudy	4	1	0	1	-1	0	0	0
Nicolas Deslauriers	4	0	0	0	0	5	0	0	Brendan Gaunce	2	0	1	1	1	2	0	0
Justin Braun	4	0	0	0	-2	0	0	0	Yegor Chinakhov	2	0	1	1	0	0	0	0
Travis Sanheim	4	0	0	0	-2	0	0	0	Carson Meyer	2	0	1	1	0	2	0	0
Wade Allison	3	0	0	0	0	0	0	0	Cole Sillinger	2	0	1	1	0	0	0	0
Lukas Sedlak	2	0	0	0	1	0	0	0	Marcus Bjork	2	0	1	1	-1	0	0	0
Tanner Laczynski	2	0	0	0	0	0	0	0	Tim Berni	2	0	1	1	-2	2	0	0
Patrick Brown	1	0	0	0	1	0	0	0	Mathieu Olivier	3	0	1	1	-1	5	0	0
Max Willman	1	0	0	0	1	0	0	0	Gustav Nyquist	3	0	1	1	-2	0	0	0
Kieffer Bellows	1	0	0	0	0	0	0	0	Jack Roslovic	3	0	1	1	-2	0	0	0
Adam Ginning	1	0	0	0	0	2	0	0	Erik Gudbranson	3	0	0	0	1	2	0	0
Brendan Lemieux	1	0	0	0	0	0	0	0	Emil Bemstrom	3	0	0	0	-2	0	0	0
									Jake Bean	2	0	0	0	1	0	0	0
									Josh Dunne	2	0	0	0	0	2	0	0
									David Jiricek	1	0	0	0	1	0	0	0
									Hunter McKown	1	0	0	0	1	0	0	0
									Adam Boqvist	1	0	0	0	0	0	0	0
									Gavin Beyreuther	1	0	0	0	-1	0	0	0

COLUMBUS BLUE JACKETS

2023-24 MATCHUPS

Thu.	10/12	Nationwide Arena	7:00 P.M.
Sun.	11/19	Wells Fargo Center	5:30 P.M.
Thu.	1/4	Wells Fargo Center	7:00 P.M.
Sat.	4/6	Nationwide Arena	7:00 P.M.

YEAR	OVERALL						HOME						ROAD						
	GP	W	L	T	OTL	PTS	GP	W	L	T	OTL	PTS	GP	W	L	T	OTL	PTS	
2000-01	1	1	0	0	0	2	Did Not Play						1	1	0	0	0	0	2
2001-02	2	0	0	2	0	2	1	0	0	1	0	1	1	0	0	1	0	1	
2002-03	1	1	0	0	0	2	1	1	0	0	0	2	Did Not Play						
2003-04	1	0	0	1	0	1	Did Not Play						1	0	0	1	0	1	
2005-06	1	1	0	--	0	2	Did Not Play						1	1	0	--	0	2	
2006-07	1	1	0	--	0	2	1	1	0	--	0	2	Did Not Play						
2007-08	Did Not Play						Did Not Play						Did Not Play						
2008-09	1	0	1	--	0	0	Did Not Play						1	0	1	--	0	0	
2009-10	1	1	0	--	0	2	1	1	0	--	0	2	Did Not Play						
2010-11	1	0	1	--	0	0	Did Not Play						1	0	1	--	0	0	
2011-12	1	1	0	--	0	2	1	1	0	--	0	2	Did Not Play						
2012-13	Did Not Play						Did Not Play						Did Not Play						
2013-14	4	1	3	--	0	2	2	1	1	--	0	2	2	0	2	--	0	0	
2014-15	5	1	2	--	2	4	3	1	2	--	0	2	2	0	0	--	2	2	
2015-16	4	1	1	--	2	4	2	1	1	--	0	2	2	0	0	--	2	2	
2016-17	4	1	2	--	1	3	2	1	1	--	0	2	2	0	1	--	1	1	
2017-18	4	2	1	--	1	5	2	1	1	--	0	2	2	1	0	--	1	3	
2018-19	4	0	2	--	2	2	2	0	1	--	1	1	2	0	1	--	1	1	
2019-20	4	4	0	--	0	8	2	2	0	--	0	4	2	2	0	--	0	4	
2020-21	Did Not Play						Did Not Play						Did Not Play						
2021-22	3	1	2	--	0	2	2	0	2	--	0	0	1	1	0	--	0	2	
2022-23	4	2	1	--	1	5	2	2	0	--	0	4	2	0	1	--	1	1	
TOTALS	47	19	16	3	9	50	24	13	9	1	1	28	23	6	7	2	8	22	

FLYERS STREAKS VS. COLUMBUS

	OVERALL	HOME	AWAY
CURRENT STREAK	3 games, 11/15/22-4/11/23 (2-0-1)	2 games, 12/20/22-4/11/23 (2-0-0)	2 games, 11/10/22-11/15/22 (0-1-1)
ALL-TIME WIN STREAK	4 games, 10/26/19-2/20/20 (4-0-0)	5 games, 4/1/03-12/19/13 (5-0-0)	3 games, 11/27/19-4/7/22 (3-0-0)
ALL-TIME POINT STREAK	7 games, 11/29/00-11/24/06 (4-0-3)	6 games, 10/6/01-12/19/13 (5-0-1)	5 games, 12/9/14-1/8/17 (0-0-5)
ALL-TIME WINLESS STREAK	5 games, 2x, last, 3/15/18-2/28/19 (0-3-2)	3 games, 3/15/18-12/22/18 (0-2-1)	11 games, 12/27/08-12/23/17 (0-5-6)
ALL-TIME LOSING STREAK	4 games, 12/21/13-11/14/14 (0-4-0)	2 games, 3x, last, 1/20/22-4/5/22 (0-2-0)	4 games, 12/27/08-1/23/14 (0-4-0)
LAST WIN	Apr. 11, 2023 (4-3 OT)	Apr. 11, 2023 (4-3 OT)	Apr. 7, 2022 (4-1)
LAST LOSS	Nov. 15, 2022 (5-4 OT)	Apr. 5, 2022 (4-2)	Nov. 15, 2022 (5-4 OT)



DALLAS STARS

FLYERS vs. DALLAS STARS

2022-23 Flyers Record: 0-2-0 (0-1-0 home, 0-1-0 road)

All-Time Flyers Record: 76-49-33 (49-15-16 home, 27-34-17 road)

Date	Opp.	Scoring By Period					Shots By Period				Power Plays	Penalties/Minutes	Game-Winning Goal	Goaltender (Saves-Shots)	Attn.	
		1	2	3	OT	F	1	2	3	OT						T
11/13	DAL	2	1	2	-	5	12	9	10	-	31	2-3	6-12	Lindell (1)	Oettinger (37-38)	16,898
	PHI	0	1	0	-	1	12	12	14	-	38	0-6	3-6		Sandstrom (26-31)	
4/6	PHI	0	1	0	-	1	7	11	7	-	25	0-2	4-8		Hart (26-30)	18,532
	DAL	1	3	0	-	4	8	16	6	-	30	2-2	4-8	Pavelski (2)	Oettinger (24-25)	
TOTALS		Scoring By Period					Shots By Period				Power Plays (%)	Penalties/Minutes	Goaltenders (Record, Saves-Shots)			
1	2	3	OT	F	1	2	3	OT	T							
DAL	3	4	2	-	9	20	25	16	-	61	4-5 (80.0)	10-20	Oettinger (2-0-0, 61-63)			
PHI	0	2	0	-	2	19	23	21	-	63	0-8 (0.0)	7-14	Sandstrom (0-1-0, 26-31); Hart (0-1-0, 26-30)			

INDIVIDUAL SCORING:

FLYERS	GP	G	A	TP	+/-	PIM	PP	SH	DALLAS	GP	G	A	TP	+/-	PIM	PP	SH
Kevin Hayes	2	1	1	2	-1	0	0	0	Joe Pavelski	2	2	4	6	1	0	2	0
Owen Tippett	2	0	2	2	0	0	0	0	Jason Robertson	2	3	1	4	2	0	2	0
Travis Konecny	2	1	0	1	-1	2	0	0	Esa Lindell	2	1	2	3	2	0	0	0
Rasmus Ristolainen	2	0	1	1	0	2	0	0	Jamie Benn	2	0	2	2	1	0	0	0
Noah Cates	2	0	0	0	0	0	0	0	Tyler Seguin	2	0	2	2	1	4	0	0
Travis Sanheim	2	0	0	0	0	2	0	0	Miro Heiskanen	2	0	2	2	0	2	0	0
Nick Seeler	2	0	0	0	0	0	0	0	Matej Blumel	1	1	0	1	1	0	0	0
Nicolas Deslauriers	2	0	0	0	-1	0	0	0	Colin Miller	2	1	0	1	2	2	0	0
Joel Farabee	2	0	0	0	-1	0	0	0	Luke Glendening	2	1	0	1	0	4	0	1
Morgan Frost	2	0	0	0	-1	0	0	0	Evgenii Dadonov	1	0	1	1	1	0	0	0
Tanner Laczynski	2	0	0	0	-1	0	0	0	Roope Hintz	1	0	1	1	1	0	0	0
Scott Laughton	2	0	0	0	-2	0	0	0	Ty Dellandrea	2	0	1	1	1	0	0	0
Ivan Provorov	2	0	0	0	-3	0	0	0	Wyatt Johnston	2	0	1	1	1	0	0	0
Wade Allison	1	0	0	0	0	0	0	0	Jani Hakanpaa	2	0	0	0	1	0	0	0
Ronnie Attard	1	0	0	0	0	0	0	0	Joel Kiviranta	2	0	0	0	0	4	0	0
Kieffer Bellows	1	0	0	0	0	2	0	0	Radek Faksa	2	0	0	0	-1	0	0	0
Justin Braun	1	0	0	0	0	0	0	0	Ryan Suter	2	0	0	0	-1	4	0	0
Lukas Sedlak	1	0	0	0	0	0	0	0	Thomas Harley	1	0	0	0	2	0	0	0
James van Riemsdyk	1	0	0	0	0	4	0	0	Max Domi	1	0	0	0	0	0	0	0
Cam York	1	0	0	0	0	0	0	0	Nils Lundkvist	1	0	0	0	0	0	0	0
Brendan Lemieux	1	0	0	0	-1	0	0	0	Mason Marchment	1	0	0	0	0	0	0	0
Zack MacEwen	1	0	0	0	-1	0	0	0	Frederik Olofsson	1	0	0	0	-1	0	0	0
Tony DeAngelo	1	0	0	0	-2	0	0	0									

2023-24 MATCHUPS

Sat.		10/21	American Airlines Center	8:00 P.M.
Thu.		1/18	Wells Fargo Center	7:00 P.M.

YEAR	OVERALL						HOME						ROAD					
	GP	W	L	T	OTL	PTS	GP	W	L	T	OTL	PTS	GP	W	L	T	OTL	PTS
1967-68	10	6	3	1	--	13	5	3	2	0	--	6	5	3	1	1	--	7
1968-69	8	3	2	3	--	9	4	1	1	2	--	4	4	2	1	1	--	5
1969-70	8	4	3	1	--	9	4	3	1	0	--	6	4	1	2	1	--	3
1970-71	6	2	1	3	--	7	3	2	0	1	--	5	3	0	1	2	--	2
1971-72	6	1	3	2	--	4	3	1	1	1	--	3	3	0	2	1	--	1
1972-73	5	3	2	0	--	6	3	3	0	0	--	6	2	0	2	0	--	0
1973-74	6	4	0	2	--	10	3	2	0	1	--	5	3	2	0	1	--	5
1974-75	5	4	1	0	--	8	3	3	0	0	--	6	2	1	1	0	--	2
1975-76	5	3	0	2	--	8	2	2	0	0	--	4	3	1	0	2	--	4
1976-77	5	3	0	2	--	8	2	2	0	0	--	4	3	1	0	2	--	4
1977-78	5	3	2	0	--	6	3	1	2	0	--	2	2	2	0	0	--	4
1978-79	4	2	2	0	--	4	2	2	0	0	--	4	2	0	2	0	--	0
1979-80	4	3	1	0	--	6	2	2	0	0	--	4	2	1	1	0	--	2
1980-81	4	2	1	1	--	5	2	1	0	1	--	3	2	1	1	0	--	2
1981-82	3	1	1	1	--	3	2	1	0	1	--	3	1	0	1	0	--	0
1982-83	3	1	1	1	--	3	1	1	0	0	--	2	2	0	1	1	--	1
1983-84	3	0	1	2	--	2	2	0	0	2	--	2	1	0	1	0	--	0
1984-85	3	3	0	0	--	6	1	1	0	0	--	2	2	2	0	0	--	4
1985-86	3	2	0	1	--	5	2	1	0	1	--	3	1	1	0	0	--	2
1986-87	3	1	2	0	--	2	1	1	0	0	--	2	2	0	2	0	--	0
1987-88	3	2	1	0	--	4	2	1	1	0	--	2	1	1	0	0	--	2
1988-89	3	2	1	0	--	4	1	1	0	0	--	2	2	1	1	0	--	2
1989-90	3	2	1	0	--	4	2	2	0	0	--	4	1	0	1	0	--	0
1990-91	3	1	1	1	--	3	1	1	0	0	--	2	2	0	1	1	--	1
1991-92	3	3	0	0	--	6	1	1	0	0	--	2	2	2	0	0	--	4
1992-93	2	1	1	0	--	2	1	1	0	0	--	2	1	0	1	0	--	0
1993-94	2	0	2	0	--	0	1	0	1	0	--	0	1	0	1	0	--	0
1994-95	Did Not Play						Did Not Play						Did Not Play					
1995-96	2	1	0	1	--	3	1	1	0	0	--	2	1	0	0	1	--	1
1996-97	2	1	0	1	--	3	1	0	0	1	--	1	1	1	0	0	--	2
1997-98	2	0	1	1	--	1	1	0	0	1	--	1	1	0	1	0	--	0
1998-99	1	0	0	1	--	1	1	0	0	1	--	1	Did Not Play					
1999-00	2	0	1	1	0	1	1	0	0	1	0	1	1	0	1	0	0	0
2000-01	1	0	1	0	0	0	Did Not Play						1	0	1	0	0	0
2001-02	2	1	0	1	0	3	1	1	0	0	0	2	1	0	0	1	0	1
2002-03	1	0	0	1	0	1	1	0	0	1	0	1	Did Not Play					
2003-04	2	0	0	2	0	2	1	0	0	1	0	1	1	0	0	1	0	1
2005-06	Did Not Play						Did Not Play						Did Not Play					
2006-07	1	0	1	--	0	0	Did Not Play						1	0	1	--	0	0
2007-08	1	0	1	--	0	0	1	0	1	--	0	0	Did Not Play					
2008-09	1	1	0	--	0	0	1	1	0	--	0	0	Did Not Play					
2009-10	2	2	0	--	0	2	1	1	0	--	0	2	1	1	0	--	0	2
2010-11	2	2	0	--	0	4	1	1	0	--	0	2	1	1	0	--	0	2
2011-12	1	1	0	--	0	2	Did Not Play						1	1	0	--	0	2
2012-13	Did Not Play						Did Not Play						Did Not Play					
2013-14	2	1	1	--	0	2	1	1	0	--	0	2	1	0	1	--	0	0
2014-15	2	1	1	--	0	2	1	0	1	--	0	0	1	1	0	--	0	2
2015-16	2	0	2	--	0	0	1	0	1	--	0	0	1	0	1	--	0	0
2016-17	2	1	1	--	0	2	1	1	0	--	0	2	1	0	1	--	0	0
2017-18	2	1	0	--	1	3	1	1	0	--	0	2	1	0	0	--	1	1
2018-19	2	1	1	--	0	2	1	1	0	--	0	2	1	0	1	--	0	0
2019-20	1	0	1	--	0	0	1	0	1	--	0	0	Did Not Play					
2020-21	Did Not Play						Did Not Play						Did Not Play					
2021-22	2	0	2	--	0	0	1	0	1	--	0	0	1	0	1	--	0	0
2022-23	2	0	2	--	0	0	1	0	1	--	0	0	1	0	1	--	0	0
TOTALS	158	76	49	32	1	185	80	49	15	16	0	114	78	27	34	16	1	71

FLYERS STREAKS VS. DALLAS

	OVERALL	HOME	AWAY
CURRENT STREAK	6 games, 4/2/19-4/6/23 (0-6-0)	3 games, 10/19/19-11/13/22 (0-3-0)	6 games, 12/11/15-4/6/23 (0-5-1)
ALL-TIME WIN STREAK	6 games, 11/24/08-12/21/11 (6-0-0)	9 games, 4/7/74-12/29/77 (9-0-0)	3 games, 4x, last, 3/18/10-12/21/11 (3-0-0)
ALL-TIME POINT STREAK	14 games, 3/5/75-12/29/77 (10-0-4)	16 games, 2x, last, 11/24/78-12/23/87 (11-0-5)	9 games, 3/5/75-3/25/78 (5-0-4)
ALL-TIME WINLESS STREAK	8 games, 1/21/97-11/23/01 (0-3-5)	4 games, 1/21/97-11/18/99 (0-0-4)	10 games, 3/4/70-1/5/74 (0-5-5)
ALL-TIME LOSING STREAK	6 games, 4/2/19-4/6/23 (0-6-0)	3 games, 10/19/19-11/13/22 (0-3-0)	3 games, 5x, last, 4/2/19-4/6/23 (0-3-0)
LAST WIN	Jan. 10, 2019 (2-1)	Jan. 10, 2019 (2-1)	Oct. 18, 2014 (6-5 OT)
LAST LOSS	Apr. 6, 2023 (4-1)	Nov. 13, 2022 (5-1)	Apr. 6, 2023 (4-1)



DETROIT RED WINGS

FLYERS vs. DETROIT RED WINGS

2022-23 Flyers Record: 3-0-0 (2-0-0 home, 1-0-0 road)

All-Time Flyers Record: 74-53-23 (48-14-12 home, 26-39-11 road)

Date	Opp.	Scoring By Period					Shots By Period					Power Plays	Penalties/Minutes	Game-Winning Goal	Goaltender (Saves-Shots)	Attn.
		1	2	3	OT	F	1	2	3	OT	T					
1/21	PHI	0	0	2	-	2	10	11	4	-	25	0-1	4-8	N. Cates (3)	Hart (30-31)	
	DET	0	0	1	-	1	11	7	13	-	31	0-2	3-6		Husso (23-25)	*19,515
3/5	DET	1	0	0	-	1	10	5	11	-	26	0-2	4-8		Husso (34-36)	
	PHI	0	2	1	-	3	14	9	14	-	37	0-3	3-6	N. Cates (4)	Hart (25-26)	17,630
3/25	DET	0	0	0	-	0	8	8	13	-	29	0-7	3-6		Nedeljkovic (19-21)	
	PHI	0	2	1	-	3	6	8	8	-	22	0-3	6-14	Bellows (1)	Hart (29-29)	17,461
TOTALS		Scoring By Period					Shots By Period					Power Plays (%)	Penalties/Minutes	Goaltenders (Record, Saves-Shots)		
	DET	1	0	1	-	2	29	20	37	-	86	0-11 (0.0)	10-20	Husso (0-2-0, 57-61); Nedeljkovic (0-1-0, 19-21)		
	PHI	0	4	4	-	8	30	28	26	-	84	0-7 (0.0)	13-28	Hart (3-0-0, 84-86)		

INDIVIDUAL SCORING:

FLYERS	GP	G	A	TP	+/-	PIM	PP	SH	DETROIT	GP	G	A	TP	+/-	PIM	PP	SH
Scott Laughton	3	3	1	4	5	4	0	0	David Perron	3	1	0	1	0	6	0	0
Noah Cates	3	2	1	3	4	2	0	0	Lucas Raymond	3	1	0	1	-4	0	0	0
Rasmus Ristolainen	3	0	2	2	6	2	0	0	Moritz Seider	3	0	1	1	0	2	0	0
Kieffer Bellows	1	1	0	1	1	0	0	0	Andrew Copp	3	0	1	1	-2	2	0	0
Tyson Foerster	1	1	0	1	1	4	0	0	Dominik Kubalik	3	0	1	1	-3	2	0	0
Nicolas Deslauriers	2	1	0	1	1	0	0	1	Pius Suter	3	0	0	0	0	0	0	0
Travis Konecny	1	0	1	1	1	2	0	0	Adam Erne	3	0	0	0	-1	4	0	0
Joel Farabee	3	0	1	1	2	2	0	0	Joe Veleno	3	0	0	0	-1	0	0	0
Nick Seeler	3	0	1	1	2	2	0	0	Olli Maatta	3	0	0	0	-2	0	0	0
Kevin Hayes	3	0	1	1	1	0	0	0	Jordan Oesterle	3	0	0	0	-2	0	0	0
Wade Allison	3	0	1	1	0	0	0	0	Jonathan Berggren	3	0	0	0	-3	0	0	0
Owen Tippett	3	0	1	1	0	0	0	0	Jake Walman	3	0	0	0	-3	0	0	0
Ivan Provorov	3	0	0	0	2	0	0	0	Dylan Larkin	3	0	0	0	-4	0	0	0
Travis Sanheim	3	0	0	0	2	4	0	0	Ben Chiarot	2	0	0	0	0	0	0	0
Tony DeAngelo	3	0	0	0	0	4	0	0	Robert Hagg	2	0	0	0	0	0	0	0
Cam York	3	0	0	0	0	0	0	0	Alex Chiasson	2	0	0	0	-1	0	0	0
James van Riemsdyk	3	0	0	0	-1	0	0	0	Robby Fabbri	2	0	0	0	-1	0	0	0
Morgan Frost	3	0	0	0	-2	0	0	0	Matt Luff	1	0	0	0	0	0	0	0
Brendan Lemieux	2	0	0	0	3	0	0	0	Michael Rasmussen	1	0	0	0	0	2	0	0
Justin Braun	1	0	0	0	0	0	0	0	Oskar Sundqvist	1	0	0	0	0	0	0	0
Patrick Brown	1	0	0	0	0	0	0	0	Filip Zadina	1	0	0	0	0	0	0	0
Tanner Laczynski	1	0	0	0	0	0	0	0	Austin Czarnik	1	0	0	0	-1	0	0	0
Zack MacEwen	1	0	0	0	0	0	0	0	Filip Hronek	1	0	0	0	-1	0	0	0
Egor Zamula	1	0	0	0	0	0	0	0	Gustav Lindstrom	1	0	0	0	-1	2	0	0

2023-24 MATCHUPS

Sat.	12/16	Wells Fargo Center	7:00 P.M.
Fri.	12/22	Little Caesars Arena	7:00 P.M.
Thu.	1/25	Little Caesars Arena	7:00 P.M.

DETROIT RED WINGS

YEAR	OVERALL						HOME						ROAD					
	GP	W	L	T	OTL	PTS	GP	W	L	T	OTL	PTS	GP	W	L	T	OTL	PTS
1967-68	4	1	3	0	--	2	2	1	1	0	--	2	2	0	2	0	--	0
1968-69	6	1	3	2	--	4	3	1	2	0	--	2	3	0	1	2	--	2
1969-70	6	1	3	2	--	4	3	0	1	2	--	2	3	1	2	0	--	2
1970-71	6	2	3	1	--	5	3	1	1	1	--	3	3	1	2	0	--	2
1971-72	6	2	3	1	--	5	3	1	1	1	--	3	3	1	2	0	--	2
1972-73	5	1	3	1	--	3	2	1	0	1	--	3	3	0	3	0	--	0
1973-74	5	5	0	0	--	10	3	3	0	0	--	6	2	2	0	0	--	4
1974-75	4	2	1	1	--	5	2	2	0	0	--	4	2	0	1	1	--	1
1975-76	4	2	2	0	--	4	2	2	0	0	--	4	2	0	2	0	--	0
1976-77	4	3	1	0	--	6	2	2	0	0	--	4	2	1	1	0	--	2
1977-78	4	2	1	1	--	5	2	2	0	0	--	4	2	0	1	1	--	1
1978-79	4	2	0	2	--	6	2	1	0	1	--	3	2	1	0	1	--	3
1979-80	4	3	0	1	--	7	2	1	0	1	--	3	2	2	0	0	--	4
1980-81	4	3	1	0	--	6	2	2	0	0	--	4	2	1	1	0	--	2
1981-82	3	2	0	1	--	5	1	0	0	1	--	1	2	2	0	0	--	4
1982-83	3	3	0	0	--	6	2	2	0	0	--	4	1	1	0	0	--	2
1983-84	3	1	0	2	--	4	1	0	0	1	--	1	2	1	0	1	--	3
1984-85	3	2	0	1	--	5	2	2	0	0	--	4	1	0	0	1	--	1
1985-86	3	2	1	0	--	4	1	1	0	0	--	2	2	1	1	0	--	2
1986-87	3	2	1	0	--	4	2	1	1	0	--	2	1	1	0	0	--	2
1987-88	3	2	0	1	--	5	1	1	0	0	--	2	2	1	0	1	--	3
1988-89	3	1	2	0	--	2	2	0	2	0	--	0	1	1	0	0	--	2
1989-90	3	0	1	2	--	2	1	0	0	1	--	1	2	0	1	1	--	1
1990-91	3	1	2	0	--	2	2	1	1	0	--	2	1	0	1	0	--	0
1991-92	2	1	1	0	--	2	1	1	0	0	--	2	1	0	1	0	--	0
1992-93	3	0	2	1	--	1	2	0	1	1	--	1	1	0	1	0	--	0
1993-94	2	0	2	0	--	0	1	0	1	0	--	0	1	0	1	0	--	0
1994-95	Did Not Play						Did Not Play						Did Not Play					
1995-96	2	1	1	0	--	2	1	1	0	0	--	2	1	0	1	0	--	0
1996-97	2	0	1	1	--	1	1	0	1	0	--	0	1	0	0	1	--	1
1997-98	2	1	1	0	--	2	1	1	0	0	--	2	1	0	1	0	--	0
1998-99	2	1	1	0	--	2	1	1	0	0	--	2	1	0	1	0	--	0
1999-00	1	0	1	0	0	0	Did Not Play						1	0	1	0	0	0
2000-01	2	1	1	0	0	2	1	1	0	0	0	2	1	0	1	0	0	0
2001-02	1	0	1	0	0	0	Did Not Play						1	0	1	0	0	0
2002-03	1	1	0	0	0	2	1	1	0	0	0	2	Did Not Play					
2003-04	1	0	1	0	0	0	Did Not Play						1	0	1	0	0	0
2005-06	1	0	1	--	0	0	Did Not Play						1	0	1	--	0	0
2006-07	1	1	0	--	0	2	1	1	0	--	0	2	Did Not Play					
2007-08	Did Not Play						Did Not Play						Did Not Play					
2008-09	1	0	1	--	0	0	Did Not Play						1	0	1	--	0	0
2009-10	1	1	0	--	0	2	1	1	0	--	0	2	Did Not Play					
2010-11	1	1	0	--	0	2	Did Not Play						1	1	0	--	0	2
2011-12	2	1	1	--	0	2	1	1	0	--	0	2	1	0	1	--	0	0
2012-13	Did Not Play						Did Not Play						Did Not Play					
2013-14	3	2	1	--	0	4	1	1	0	--	0	2	2	1	1	--	0	2
2014-15	3	2	1	--	0	4	2	2	0	--	0	4	1	0	1	--	0	0
2015-16	3	2	1	--	0	4	1	1	0	--	0	2	2	1	1	--	0	2
2016-17	3	2	0	--	1	5	2	1	0	--	1	3	1	1	0	--	0	2
2017-18	3	2	0	--	1	5	1	1	0	--	0	2	2	1	0	--	1	3
2018-19	3	3	0	--	0	6	2	2	0	--	0	4	1	1	0	--	0	2
2019-20	2	2	0	--	0	4	1	1	0	--	0	2	1	1	0	--	0	2
2020-21	Did Not Play						Did Not Play						Did Not Play					
2021-22	3	0	3	--	0	0	1	0	1	--	0	0	2	0	2	--	0	0
2022-23	3	3	0	--	0	6	2	2	0	--	0	4	1	1	0	--	0	2
TOTALS	150	74	53	21	2	171	74	48	14	11	1	108	76	26	39	10	1	63

FLYERS STREAKS VS. DETROIT

	HOME	AWAY
CURRENT STREAK	3 games, 1/21/23-3/25/23 (3-0-0)	1 game, 1/21/23 (1-0-0)
ALL-TIME WIN STREAK	6 games, 10/14/73-11/27/74 (6-0-0)	4 games, 2/14/81-12/27/82 (4-0-0)
ALL-TIME POINT STREAK	14 games, 2/14/81-3/28/85 (10-0-4)	7 games, 2/14/81-1/16/85 (5-0-2)
ALL-TIME WINLESS STREAK	7 games, 2/4/69-1/29/70 (0-5-2)	5 games, 2/4/69-11/22/70 (0-3-2)
ALL-TIME LOSING STREAK	3 games, 5x, last, 2/9/22-3/22/22 (0-3-0)	6 games, 2x, last, 10/16/99-3/17/09 (0-6-0)
LAST WIN	Mar. 25, 2023 (3-0)	Jan. 21, 2023 (2-1)
LAST LOSS	Mar. 22, 2022 (6-3)	Mar. 22, 2022 (6-3)



EDMONTON OILERS

FLYERS vs. EDMONTON OILERS

2022-23 Flyers Record: 1-1-0 (1-0-0 home, 0-1-0 road)

All-Time Flyers Record: 38-35-9 (27-13-2 home, 11-22-7 road)

Date	Opp.	Scoring By Period					Shots By Period					Power Plays	Penalties/Minutes	Game-Winning Goal	Goaltender (Saves-Shots)	Attn.
		1	2	3	OT	F	1	2	3	OT	T					
2/9	EDM	0	1	0	0	1	7	11	12	5	35	0-0	3-6		Skinner (35-36)	18,851
	PHI	1	0	0	0	2	10	12	11	3	36	0-3	0-0		Hart (34-35)	
2/21	PHI	1	1	0	-	2	9	7	10	-	26	0-3	3-8		Hart (23-26)	*18,347
	EDM	1	0	3	-	4	5	5	17	-	27	2-4	3-6	McDavid (8)	Skinner (24-26)	
TOTALS		Scoring By Period					Shots By Period					Power Plays (%)	Penalties/Minutes	Goaltenders (Record, Saves-Shots)		
		EDM	1	1	3	0	5	12	16	29	5	62	2-4 (50.0)	6-12	Skinner (1-0-1, 59-62)	
		PHI	2	1	0	0	4	19	19	21	3	62	0-6 (0.0)	3-8	Hart (1-1-0, 57-61)	

INDIVIDUAL SCORING:

FLYERS	GP	G	A	TP	+/-	PIM	PP	SH	EDMONTON	GP	G	A	TP	+/-	PIM	PP	SH
Kevin Hayes	2	1	1	2	1	0	0	0	Connor McDavid	2	2	2	4	3	0	0	1
Noah Cates	2	1	0	1	1	0	0	0	Leon Draisaitl	2	1	2	3	-1	0	1	0
Owen Tippett	2	1	0	1	1	0	0	0	Evander Kane	1	1	0	1	1	0	0	0
Olle Lycksell	1	0	1	1	1	4	0	0	Tyson Barrie	2	1	0	1	-2	0	1	0
Wade Allison	2	0	1	1	0	2	0	0	Mattias Janmark	2	0	1	1	0	0	0	0
Nicolas Deslauriers	2	0	1	1	0	0	0	0	Darnell Nurse	2	0	1	1	0	0	0	0
Scott Laughton	2	0	1	1	0	0	0	0	Ryan Nugent-Hopkins	2	0	1	1	-1	0	0	0
Travis Sanheim	2	0	1	1	-1	0	0	0	Derek Ryan	2	0	0	0	2	2	0	0
Nick Seeler	2	0	0	0	2	0	0	0	Cody Ceci	2	0	0	0	1	0	0	0
Ivan Provorov	2	0	0	0	1	0	0	0	Brett Kulak	2	0	0	0	1	2	0	0
Tony DeAngelo	2	0	0	0	0	0	0	0	Evan Bouchard	2	0	0	0	0	2	0	0
Rasmus Ristolainen	2	0	0	0	0	0	0	0	Philip Broberg	2	0	0	0	0	0	0	0
Kieffer Bellows	2	0	0	0	-1	0	0	0	Vincent Desharnais	2	0	0	0	0	2	0	0
Patrick Brown	2	0	0	0	-1	0	0	0	Warren Foegele	2	0	0	0	0	0	0	0
Joel Farabee	2	0	0	0	-1	2	0	0	Ryan McLeod	2	0	0	0	-1	2	0	0
James van Riemsdyk	2	0	0	0	-1	0	0	0	Zach Hyman	2	0	0	0	-2	2	0	0
Cam York	2	0	0	0	-1	0	0	0	Dylan Holloway	1	0	0	0	0	0	0	0
Morgan Frost	2	0	0	0	-2	0	0	0	Klim Kostin	1	0	0	0	0	0	0	0
Travis Konecny	1	0	0	0	0	0	0	0	Devin Shore	1	0	0	0	0	0	0	0
									Jesse Puljujarvi	1	0	0	0	-1	0	0	0
									Kailer Yamamoto	1	0	0	0	-1	0	0	0

2023-24 MATCHUPS

Thu.	10/19	Wells Fargo Center	7:30 P.M.
Tue.	1/2	Rogers Place	9:00 P.M.

YEAR	OVERALL						HOME						ROAD					
	GP	W	L	T	OTL	PTS	GP	W	L	T	OTL	PTS	GP	W	L	T	OTL	PTS
1979-80	4	3	0	1	--	7	2	2	0	0	--	4	2	1	0	1	--	3
1980-81	4	2	2	0	--	4	2	1	1	0	--	2	2	1	1	0	--	2
1981-82	3	1	2	0	--	2	1	1	0	0	--	2	2	0	2	0	--	0
1982-83	3	2	1	0	--	4	2	1	1	0	--	2	1	1	0	0	--	2
1983-84	3	2	0	1	--	5	1	1	0	0	--	2	2	1	0	1	--	3
1984-85	3	3	0	0	--	6	2	2	0	0	--	4	1	1	0	0	--	2
1985-86	3	1	2	0	--	2	1	1	0	0	--	2	2	0	2	0	--	0
1986-87	3	2	1	0	--	4	2	2	0	0	--	4	1	0	1	0	--	0
1987-88	3	1	2	0	--	2	1	1	0	0	--	2	2	0	2	0	--	0
1988-89	3	0	1	2	--	2	2	0	1	1	--	1	1	0	0	1	--	1
1989-90	3	1	2	0	--	2	1	1	0	0	--	2	2	0	2	0	--	0
1990-91	3	0	3	0	--	0	2	0	2	0	--	0	1	0	1	0	--	0
1991-92	3	2	1	0	--	4	2	2	0	0	--	4	1	0	1	0	--	0
1992-93	2	1	0	1	--	3	1	1	0	0	--	2	1	0	0	1	--	1
1993-94	2	0	2	0	--	0	1	0	1	0	--	0	1	0	1	0	--	0
1994-95	Did Not Play						Did Not Play						Did Not Play					
1995-96	2	1	1	0	--	2	1	1	0	0	--	2	1	0	1	0	--	0
1996-97	2	2	0	0	--	4	1	1	0	0	--	2	1	1	0	0	--	2
1997-98	2	2	0	0	--	4	1	1	0	0	--	2	1	1	0	0	--	2
1998-99	2	0	0	2	--	2	1	0	0	1	--	1	1	0	0	1	--	1
1999-00	1	0	1	0	0	0	1	0	1	0	0	0	Did Not Play					
2000-01	2	2	0	0	0	4	1	1	0	0	0	2	1	1	0	0	0	2
2001-02	1	0	1	0	0	0	1	0	1	0	0	0	Did Not Play					
2002-03	1	0	0	1	0	1	Did Not Play						1	0	0	1	0	1
2003-04	1	0	1	0	0	0	1	0	1	0	0	0	Did Not Play					
2005-06	1	0	1	--	0	0	1	0	1	--	0	0	Did Not Play					
2006-07	Did Not Play						Did Not Play						Did Not Play					
2007-08	1	0	1	--	0	0	Did Not Play						1	0	1	--	0	0
2008-09	1	0	1	--	0	0	1	0	1	--	0	0	Did Not Play					
2009-10	1	0	1	--	0	0	Did Not Play						1	0	1	--	0	0
2010-11	1	1	0	--	0	2	1	1	0	--	0	2	Did Not Play					
2011-12	1	0	1	--	0	0	Did Not Play						1	0	1	--	0	0
2012-13	Did Not Play						Did Not Play						Did Not Play					
2013-14	2	2	0	--	0	4	1	1	0	--	0	2	1	1	0	--	0	2
2014-15	2	1	0	--	1	3	1	1	0	--	0	2	1	0	0	--	1	1
2015-16	2	0	2	--	0	0	1	0	1	--	0	0	1	0	1	--	0	0
2016-17	2	1	1	--	0	2	1	1	0	--	0	2	1	0	1	--	0	0
2017-18	2	2	0	--	0	4	1	1	0	--	0	2	1	1	0	--	0	2
2018-19	2	1	1	--	0	2	1	1	0	--	0	2	1	0	1	--	0	0
2019-20	1	0	1	--	0	0	Did Not Play						1	0	1	--	0	0
2020-21	Did Not Play						Did Not Play						Did Not Play					
2021-22	2	1	1	--	0	2	1	0	1	--	0	0	1	1	0	--	0	2
2022-23	2	1	1	--	0	2	1	1	0	--	0	2	1	0	1	--	0	0
TOTALS	82	38	35	8	1	85	42	27	13	2	0	56	40	11	22	6	1	29

FLYERS STREAKS VS. EDMONTON

	OVERALL	HOME	AWAY
CURRENT STREAK	1 game, 2/21/23 (0-1-0)	1 game, 2/9/23 (1-0-0)	1 game, 2/21/23 (0-1-0)
ALL-TIME WIN STREAK	6 games, 2/9/84-11/14/85 (6-0-0)	8 games, 2/17/83-1/21/88 (8-0-0)	2 games, 3x, last, 12/27/96-12/30/97 (2-0-0)
ALL-TIME POINT STREAK	9 games, 12/1/82-11/14/85 (8-0-1)	8 games, 2/17/83-1/21/88 (8-0-0)	5 games, 12/27/96-10/10/02 (3-0-2)
ALL-TIME WINLESS STREAK	7 games, 12/16/01-2/3/10 (0-6-1)	4 games, 12/16/01-11/2/08 (0-4-0)	13 games, 12/31/85-12/27/95 (0-10-3)
ALL-TIME LOSING STREAK	5 games, 2x, last, 1/10/04-2/3/10 (0-5-0)	4 games, 12/16/01-11/2/08 (0-4-0)	4 games, 12/27/89-2/28/92 (0-4-0)
LAST WIN	Feb. 9, 2023 (2-1 SO)	Feb. 9, 2023 (2-1 SO)	Oct. 27, 2021 (5-3)
LAST LOSS	Feb. 21, 2023 (4-2)	Mar. 1, 2022 (3-0)	Feb. 21, 2023 (4-2)



FLORIDA PANTHERS

FLYERS vs. FLORIDA PANTHERS

2022-23 Flyers Record: 2-1-0 (2-0-0 home, 0-1-0 road)

All-Time Flyers Record: 57-37-13 (27-17-10 home, 30-20-3 road)

Date	Opp.	Scoring By Period					Shots By Period				Power Plays	Penalties/Minutes	Game-Winning Goal	Goaltender (Saves-Shots)	Attn.	
		1	2	3	OT	F	1	2	3	OT						T
10/19	PHI	1	1	1	-	3	7	7	19	-	33	1-6	3-6	Mahura (1)	Sandstrom (32-36) Bobrovsky (30-33)	17,421
10/27	FLA	2	0	1	-	3	19	11	21	-	51	1-4	4-8	Farabee (1)	Bobrovsky (18-22) Hart (48-51)	14,871
3/21	FLA	1	1	1	-	3	19	9	16	-	44	1-4	3-9	Sanheim (1)	Lyon (18-23) Hart (41-44)	16,479
	PHI	1	4	1	-	6	10	11	3	-	24	0-2	6-23			
TOTALS		1	2	3	OT	F	1	2	3	OT	T	Plays (%)	Minutes	Goaltenders (Record, Saves-Shots)		
	FLA	5	3	3	-	11	52	33	46	-	131	2-11 (18.2)	13-29	Bobrovsky (1-1-0, 48-55); Lyon (0-1-0, 18-23)		
	PHI	4	5	3	-	12	26	26	27	-	79	2-10 (20.0)	15-41	Hart (2-0-0, 89-95); Sandstrom (0-1-0, 32-36)		

INDIVIDUAL SCORING:

FLYERS	GP	G	A	TP	+/-	PIM	PP	SH	FLORIDA	GP	G	A	TP	+/-	PIM	PP	SH
Joel Farabee	3	2	2	4	3	0	0	0	Aleksander Barkov	3	0	5	5	1	0	0	0
Travis Konecny	2	1	3	4	0	2	0	0	Carter Verhaeghe	3	2	2	4	1	2	0	0
Kevin Hayes	3	0	4	4	4	0	0	0	Matthew Tkachuk	3	1	3	4	2	0	0	0
Tony DeAngelo	3	1	2	3	1	6	0	0	Brandon Montour	2	2	1	3	0	0	1	0
Travis Sanheim	3	2	0	2	2	0	0	0	Sam Reinhart	3	1	2	3	1	2	1	0
Scott Laughton	3	2	0	2	-1	0	1	0	Josh Mahura	3	2	0	2	1	0	0	0
Zack MacEwen	2	1	1	2	1	0	0	0	Gustav Forsling	3	1	1	2	-3	4	0	0
Nick Seeler	3	1	1	2	1	4	0	0	Sam Bennett	2	0	2	2	1	2	0	0
Ivan Provorov	3	1	1	2	-1	2	0	0	Radko Gudas	3	0	2	2	1	5	0	0
Morgan Frost	3	1	1	2	-2	2	0	0	Rudolfs Balcers	2	1	0	1	0	2	0	0
Tyson Foerster	1	0	2	2	1	0	0	0	Eetu Luostarinen	3	0	1	1	-1	2	0	0
Egor Zamula	3	0	2	2	2	0	0	0	Colin White	3	0	1	1	-1	2	0	0
Noah Cates	3	0	2	2	1	0	0	0	Marc Staal	3	0	0	0	-1	0	0	0
James van Riemsdyk	2	1	0	1	1	2	1	0	Anton Lundell	3	0	0	0	-3	0	0	0
Brendan Lemieux	1	0	1	1	0	17	0	0	Ryan Lomberg	3	0	0	0	-4	0	0	0
Owen Tippett	2	0	1	1	4	0	0	0	Patric Hornqvist	2	0	0	0	0	4	0	0
Nicolas Deslauriers	3	0	1	1	1	2	0	0	Matt Kiersted	2	0	0	0	0	0	0	0
Wade Allison	3	0	0	0	-2	0	0	0	Nick Cousins	2	0	0	0	-3	2	0	0
Rasmus Ristolainen	2	0	0	0	0	2	0	0	Eric Staal	2	0	0	0	-3	0	0	0
Justin Braun	2	0	0	0	-1	0	0	0	Lucas Carlsson	1	0	0	0	-1	0	0	0
Lukas Sedlak	1	0	0	0	1	2	0	0	Casey Fitzgerald	1	0	0	0	-1	0	0	0
Cam York	1	0	0	0	1	0	0	0	Givani Smith	1	0	0	0	-1	0	0	0
Jackson Cates	1	0	0	0	0	0	0	0	Aaron Ekblad	1	0	0	0	-2	2	0	0
Tanner Laczynski	1	0	0	0	-1	0	0	0									

2023-24 MATCHUPS

Tue.		2/6	FLA Live Arena	7:00 P.M.
Thu.		3/7	FLA Live Arena	7:00 P.M.
Sun.		3/24	Wells Fargo Center	6:00 P.M.

YEAR	OVERALL						HOME						ROAD					
	GP	W	L	T	OTL	PTS	GP	W	L	T	OTL	PTS	GP	W	L	T	OTL	PTS
1993-94	5	3	1	1	--	7	3	2	0	1	--	5	2	1	1	0	--	2
1994-95	4	2	1	1	--	5	2	0	1	1	--	1	2	2	0	0	--	4
1995-96	5	2	2	1	--	5	2	0	1	1	--	1	3	2	1	0	--	4
1996-97	5	3	2	0	--	6	3	1	2	0	--	2	2	2	0	0	--	4
1997-98	6	4	2	0	--	8	3	2	1	0	--	4	3	2	1	0	--	4
1998-99	4	1	2	1	--	3	2	0	1	1	--	1	2	1	1	0	--	2
1999-00	4	3	1	0	0	6	2	2	0	0	0	4	2	1	1	0	0	2
2000-01	4	3	1	0	0	6	2	1	1	0	0	2	2	2	0	0	0	4
2001-02	4	3	0	1	0	7	2	1	0	1	0	3	2	2	0	0	0	4
2002-03	4	2	1	1	0	5	2	0	1	1	0	1	2	2	0	0	0	4
2003-04	4	2	0	1	1	6	2	1	0	0	1	3	2	1	0	1	0	3
2005-06	4	4	0	--	0	8	2	2	0	--	0	4	2	2	0	--	0	4
2006-07	4	0	4	--	0	0	2	0	2	--	0	0	2	0	2	--	0	0
2007-08	4	2	1	--	1	5	2	1	0	--	1	3	2	1	1	--	0	2
2008-09	4	2	2	--	0	4	2	1	1	--	0	2	2	1	1	--	0	2
2009-10	4	1	3	--	0	2	2	1	1	--	0	2	2	0	2	--	0	0
2010-11	4	3	1	--	0	6	2	1	1	--	0	2	2	2	0	--	0	4
2011-12	4	3	1	--	0	6	2	1	1	--	0	2	2	2	0	--	0	4
2012-13	3	1	1	--	1	3	2	0	2	--	1	1	1	1	0	--	0	2
2013-14	3	2	1	--	0	4	1	1	0	--	0	2	2	1	1	--	0	2
2014-15	3	1	1	--	1	3	2	1	0	--	1	3	1	0	1	--	0	0
2015-16	3	1	1	--	1	3	1	1	0	--	0	2	2	0	1	--	1	1
2016-17	3	3	0	--	0	6	2	2	0	--	0	4	1	1	0	--	0	2
2017-18	3	1	2	--	0	2	1	1	0	--	0	2	2	0	2	--	0	0
2018-19	3	1	2	--	0	2	2	1	1	--	0	2	1	0	1	--	0	0
2019-20	3	2	1	--	0	4	1	1	0	--	0	2	2	1	1	--	0	2
2020-21	Did Not Play						Did Not Play						Did Not Play					
2021-22	3	0	2	--	1	1	1	0	1	--	0	0	2	0	1	--	1	1
2022-23	3	2	1	--	0	4	2	2	0	--	0	4	1	0	1	--	0	0
TOTALS	107	57	37	7	6	127	54	27	17	6	4	64	53	30	20	1	2	63

FLYERS STREAKS VS. FLORIDA			
	OVERALL	HOME	AWAY
CURRENT STREAK	2 games, 10/27/22-3/21/23 (2-0-0)	2 games, 10/27/22-3/21/23 (2-0-0)	3 games, 11/24/21-10/19/22 (0-2-1)
ALL-TIME WIN STREAK	6 games, 11/2/96-12/20/97 (6-0-0)	5 games, 10/12/15-10/16/18 (5-0-0)	7 games, 12/27/00-1/2/04 (7-0-0)
ALL-TIME POINT STREAK	9 games, 4/6/03-3/15/06 (7-0-2)	8 games, 10/8/13-10/16/18 (7-0-1)	10 games, 12/27/00-3/15/06 (9-0-1)
ALL-TIME WINLESS STREAK	5 games, 10/20/06-10/24/07 (0-5-0)	7 games, 4/7/94-10/27/96 (0-4-3)	4 games, 12/28/17-11/19/19 (0-4-0)
ALL-TIME LOSING STREAK	5 games, 10/20/06-10/24/07 (0-5-0)	2 games, 3x, last, 3/8/07-3/20/07 (0-2-0)	4 games, 12/28/17-11/19/19 (0-4-0)
LAST WIN	Mar. 21, 2023 (6-3)	Mar. 21, 2023 (6-3)	Feb. 13, 2020 (6-2)
LAST LOSS	Oct. 19, 2022 (4-3)	Oct. 23, 2021 (4-2)	Oct. 19, 2022 (4-3)



LOS ANGELES KINGS

FLYERS vs. LOS ANGELES KINGS

2022-23 Flyers Record: 1-0-1 (0-0-1 home, 1-0-0 road)

All-Time Flyers Record: 90-43-22 (45-18-13 home, 45-25-9 road)

Date	Opp.	Scoring By Period				Shots By Period				Power Plays	Penalties/Minutes	Game-Winning Goal	Goaltender (Saves-Shots)	Attn.				
		1	2	3	OT	F	1	2	3						OT	T		
12/31	PHI	1	1	2	-	4	10	5	8	-	23	1-3	5-10	N. Cates (2)	Ersson (27-29)			
	LAK	2	0	0	-	2	11	7	11	-	29	1-5	3-6		Quick (19-22) *18,230			
1/24	LAK	2	1	0	1	4	14	11	10	3	38	1-5	4-8	Fiala (2)	Copley (28-31)			
	PHI	2	1	0	0	3	14	7	9	1	31	0-3	8-24		Hart (34-38) 15,602			
TOTALS		Scoring By Period				Shots By Period				Power Plays (%)	Penalties/Minutes	Goaltenders (Record, Saves-Shots)						
		1	2	3	OT	F	1	2	3	OT	T							
		LAK	4	1	0	1	6	25	18	21	3	67	2-10 (20.0)	7-14	Quick (0-1-0, 19-22); Copley (1-0-0, 28-31)			
		PHI	3	2	2	0	7	24	12	17	1	54	1-6 (16.7)	13-34	Ersson (1-0-0, 27-29); Hart (0-0-1, 34-38)			

INDIVIDUAL SCORING:

FLYERS	GP	G	A	TP	+/-	PIM	PP	SH	LOS ANGELES	GP	G	A	TP	+/-	PIM	PP	SH
Owen Tippett	2	1	2	3	2	0	0	0	Kevin Fiala	2	1	2	3	-3	0	0	0
James van Riemsdyk	2	1	2	3	2	4	0	0	Anze Kopitar	2	2	0	2	0	0	1	0
Scott Laughton	2	1	1	2	3	0	1	0	Adrian Kempe	2	1	1	2	1	2	1	0
Rasmus Ristolainen	2	1	1	2	2	2	0	0	Drew Doughty	2	0	2	2	2	0	0	0
Noah Cates	2	1	1	2	0	0	0	1	Phillip Danault	2	1	0	1	0	2	0	0
Ivan Provorov	2	0	2	2	1	2	0	0	Samuel Fagemo	1	1	0	1	0	0	0	0
Wade Allison	2	1	0	1	1	0	0	0	Viktor Arvidsson	2	0	1	1	-1	0	0	0
Travis Konecny	2	1	0	1	-1	4	0	0	Quinton Byfield	2	0	1	1	-1	2	0	0
Nick Seeler	2	0	1	1	2	2	0	0	Blake Lizotte	2	0	1	1	-1	0	0	0
Cam York	2	0	1	1	1	2	0	0	Mikey Anderson	2	0	0	0	2	4	0	0
Morgan Frost	2	0	1	1	0	0	0	0	Alexander Edler	2	0	0	0	0	0	0	0
Kevin Hayes	2	0	1	1	0	0	0	0	Rasmus Kupari	2	0	0	0	0	0	0	0
Tony DeAngelo	2	0	1	1	-2	12	0	0	Sean Walker	2	0	0	0	0	0	0	0
Patrick Brown	2	0	0	0	1	0	0	0	Jaret Anderson-Dolan	2	0	0	0	-1	0	0	0
Nicolas Deslauriers	2	0	0	0	0	2	0	0	Alex Iafallo	2	0	0	0	-1	0	0	0
Zack MacEwen	2	0	0	0	0	0	0	0	Matt Roy	2	0	0	0	-2	0	0	0
Travis Sanheim	2	0	0	0	0	2	0	0	Sean Durzi	2	0	0	0	-5	0	0	0
Joel Farabee	2	0	0	0	-1	2	0	0	Carl Grundstrom	1	0	0	0	0	2	0	0
									Alex Turcotte	1	0	0	0	-1	0	0	0
									Gabriel Vilardi	1	0	0	0	-2	2	0	0

2023-24 MATCHUPS

Sat.		11/4	Wells Fargo Center	7:30 P.M.
Sat.		11/11	Crypto.com Arena	10:30 P.M.

YEAR	OVERALL						HOME						ROAD					
	GP	W	L	T	OTL	PTS	GP	W	L	T	OTL	PTS	GP	W	L	T	OTL	PTS
1967-68	10	4	5	1	--	9	5*	2	2	1	--	5	5*	2	3	0	--	4
1968-69	8	4	3	1	--	9	4	3	1	0	--	6	4	1	2	1	--	3
1969-70	8	5	2	1	--	11	4	3	0	1	--	7	4	2	2	0	--	4
1970-71	6	2	1	3	--	7	3	1	1	1	--	3	3	1	0	2	--	4
1971-72	6	3	2	1	--	7	3	1	1	1	--	3	3	2	1	0	--	4
1972-73	6	2	4	0	--	4	3	1	2	0	--	2	3	1	2	0	--	2
1973-74	5	2	2	1	--	5	2	1	1	0	--	2	3	1	1	1	--	3
1974-75	4	2	1	1	--	5	2	1	1	0	--	2	2	1	0	1	--	3
1975-76	4	2	0	2	--	6	2	1	0	1	--	3	2	1	0	1	--	3
1976-77	4	4	0	0	--	8	2	2	0	0	--	4	2	2	0	0	--	4
1977-78	4	3	0	1	--	7	2	1	0	1	--	3	2	2	0	0	--	4
1978-79	4	4	0	0	--	8	2	2	0	0	--	4	2	2	0	0	--	4
1979-80	4	4	0	0	--	8	2	2	0	0	--	4	2	2	0	0	--	4
1980-81	4	4	0	0	--	8	2	2	0	0	--	4	2	2	0	0	--	4
1981-82	3	2	0	1	--	5	2	2	0	0	--	4	1	0	0	1	--	1
1982-83	3	2	1	0	--	4	1	0	1	0	--	0	2	2	0	0	--	4
1983-84	3	2	1	0	--	4	2	1	1	0	--	2	1	1	0	0	--	2
1984-85	3	1	1	1	--	3	1	0	0	1	--	1	2	1	1	0	--	2
1985-86	3	3	0	0	--	6	2	2	0	0	--	4	1	1	0	0	--	2
1986-87	3	1	2	0	--	2	1	0	1	0	--	0	2	1	1	0	--	2
1987-88	3	3	0	0	--	6	2	2	0	0	--	4	1	1	0	0	--	2
1988-89	3	1	2	0	--	2	1	0	1	0	--	0	2	1	1	0	--	2
1989-90	3	3	0	0	--	6	2	2	0	0	--	4	1	1	0	0	--	2
1990-91	3	1	2	0	--	2	1	0	1	0	--	0	2	1	1	0	--	2
1991-92	3	1	2	0	--	2	1	1	0	0	--	2	2	0	2	0	--	0
1992-93	2	1	1	0	--	2	1	0	1	0	--	0	1	1	0	0	--	2
1993-94	2	2	0	0	--	4	1	1	0	0	--	2	1	1	0	0	--	2
1994-95	Did Not Play						Did Not Play						Did Not Play					
1995-96	2	1	0	1	--	3	1	1	0	0	--	2	1	0	0	1	--	1
1996-97	2	1	1	0	--	2	1	1	0	0	--	2	1	0	1	0	--	0
1997-98	2	1	1	0	--	2	1	1	0	0	--	2	1	0	1	0	--	0
1998-99	2	1	1	0	--	2	1	1	0	0	--	2	1	0	1	0	--	0
1999-00	2	1	0	0	1	3	1	0	0	0	1	1	1	1	0	0	0	2
2000-01	1	1	0	0	0	2	1	1	0	0	0	2	Did Not Play					
2001-02	1	1	0	0	0	2	Did Not Play						1	1	0	0	0	2
2002-03	2	2	0	0	0	4	1	1	0	0	0	2	1	1	0	0	0	2
2003-04	1	0	1	0	0	0	Did Not Play						1	0	1	0	0	0
2005-06	Did Not Play						Did Not Play						Did Not Play					
2006-07	1	1	0	--	0	2	Did Not Play						1	1	0	--	0	2
2007-08	1	1	0	--	0	2	1	1	0	--	0	2	Did Not Play					
2008-09	2	1	0	--	1	3	1	1	0	--	0	2	1	0	0	--	1	1
2009-10	1	1	0	--	0	2	Did Not Play						1	1	0	--	0	2
2010-11	2	1	1	--	0	2	1	0	1	--	0	0	1	1	0	--	0	2
2011-12	1	0	0	--	1	1	1	0	0	--	1	1	Did Not Play					
2012-13	Did Not Play						Did Not Play						Did Not Play					
2013-14	2	1	1	--	0	2	1	0	1	--	0	0	1	1	0	--	0	2
2014-15	2	2	0	--	0	4	1	1	0	--	0	2	1	1	0	--	0	2
2015-16	2	0	1	--	1	1	1	0	0	--	1	1	1	0	1	--	0	0
2016-17	2	1	0	--	1	3	1	0	0	--	1	1	1	1	0	--	0	2
2017-18	2	0	2	--	0	0	1	0	1	--	0	0	1	0	1	--	0	1
2018-19	2	1	0	--	1	3	1	0	0	--	1	1	1	1	0	--	0	2
2019-20	2	1	1	--	0	2	1	1	0	--	0	2	1	0	1	--	0	0
2020-21	Did Not Play						Did Not Play						Did Not Play					
2021-22	2	1	1	--	0	2	1	1	0	--	0	2	1	0	1	--	0	0
2022-23	2	1	0	--	1	3	1	0	0	--	1	1	1	1	0	--	0	2
TOTALS	155	90	43	15	7	202	76	45	18	7	6	103	79	45	25	8	1	99

FLYERS STREAKS VS. LOS ANGELES

	OVERALL	HOME	AWAY
CURRENT STREAK	3 games, 1/29/22-1/24/23 (2-0-1)	4 games, 2/7/19-1/24/23 (2-0-2)	1 game, 12/31/22 (1-0-0)
ALL-TIME WIN STREAK	14 games, 4/1/78-1/5/82 (14-0-0)	8 games, 1/7/79-2/14/82 (8-0-0)	10 games, 12/30/76-2/21/81 (10-0-0)
ALL-TIME POINT STREAK	32 games, 10/22/74-2/5/83 (27-0-5)	15 games, 3/16/75-2/14/82 (13-0-2)	21 games, 11/14/73-12/30/84 (17-0-4)
ALL-TIME WINLESS STREAK	6 games, 2x, last, 12/30/72-11/8/73 (0-6-0)	4 games, 11/17/15-2/7/19 (0-1-3)	4 games, 2x, last, 10/18/95-2/11/99 (0-3-1)
ALL-TIME LOSING STREAK	6 games, 12/30/72-11/8/73 (0-6-0)	13 games, 1/11/73-11/8/73 (0-3-0)	4 games, 2/16/68-12/4/68 (0-4-0)
LAST WIN	Dec. 31, 2022 (4-2)	Jan. 29, 2022 (4-3 OT)	Dec. 31, 2022 (4-2)
LAST LOSS	Jan. 24, 2023 (4-3 OT)	Jan. 24, 2023 (4-3 OT)	Jan. 1, 2022 (6-3)



MINNESOTA WILD

FLYERS vs. MINNESOTA WILD

2022-23 Flyers Record: 1-0-1 (1-0-0 home, 0-0-1 road)

All-Time Flyers Record: 17-10-3 (11-4-1 home, 6-6-2 road)

Date	Opp.	Scoring By Period					Shots By Period					Power Plays	Penalties/ Minutes	Game-Winning Goal	Goaltender (Saves-Shots)	Attn.
		1	2	3	OT	F	1	2	3	OT	T					
1/26	PHI	1	0	1	0	2	10	11	8	1	30	0-3	8-28	Zuccarello (3)	Hart (20-23)	*19,177
	MIN	0	1	1	1	3	7	9	5	23	1-3	8-28	Fleury (28-30)			
3/23	MIN	1	2	1	0	4	4	10	9	1	24	0-3	1-2	Hart (20-24)	Fleury (30-34)	
	PHI	1	2	1	0	5	10	12	10	2	34	1-1	3-6		Hart (20-24)	18,495
TOTALS		Scoring By Period					Shots By Period					Power Plays (%)	Penalties/ Minutes	Goaltenders (Record, Saves-Shots)		
1	2	3	OT	F	1	2	3	OT	T							
MIN	1	3	2	1	7	11	19	14	3	47	1-6 (16.7)	9-30	Fleury (1-0-1, 58-64)			
PHI	2	2	2	0	7	20	23	18	3	64	1-4 (25.0)	11-34	Hart (1-1-0, 40-47)			

INDIVIDUAL SCORING:

FLYERS	GP	G	A	TP	+/-	PIM	PP	SH	MINNESOTA	GP	G	A	TP	+/-	PIM	PP	SH
Tony DeAngelo	2	1	2	3	0	0	0	0	Matt Boldy	2	4	1	5	2	0	1	0
Rasmus Ristolainen	2	1	1	2	0	0	1	0	Mats Zuccarello	2	1	2	3	0	0	0	0
Noah Cates	2	1	1	2	-1	2	0	0	Marcus Foligno	2	1	1	2	-1	7	0	0
Joel Farabee	2	1	1	2	-1	0	0	0	Joel Eriksson Ek	2	0	2	2	1	2	0	0
Tyson Foerster	1	1	0	1	0	0	0	0	Oskar Sundqvist	1	1	0	1	0	0	0	0
Scott Laughton	2	1	0	1	0	2	0	0	Marcus Johnsson	1	0	1	1	2	0	0	0
Morgan Frost	2	0	1	1	2	0	0	0	Kirill Kaprizov	1	0	1	1	1	2	0	0
Travis Sanheim	2	0	1	1	1	0	0	0	Calen Addison	1	0	1	1	0	2	0	0
James van Riemsdyk	2	0	1	1	1	0	0	0	Ryan Hartman	1	0	1	1	0	0	0	0
Ivan Provorov	2	0	1	1	0	0	0	0	Jake Middleton	2	0	1	1	2	0	0	0
Cam York	2	0	1	1	0	0	0	0	Jared Spurgeon	2	0	1	1	1	0	0	0
Kevin Hayes	2	0	1	1	-1	0	0	0	Jonas Brodin	2	0	1	1	-1	0	0	0
Owen Tippett	2	0	0	0	0	2	0	0	Frederick Gaudreau	2	0	1	1	-1	0	0	0
Wade Allison	2	0	0	0	-1	5	0	0	Connor Dewar	2	0	0	0	0	0	0	0
Nick Seeler	2	0	0	0	-1	0	0	0	Matt Dumba	2	0	0	0	0	0	0	0
Brendan Lemieux	1	0	0	0	1	0	0	0	Ryan Reaves	2	0	0	0	0	5	0	0
Kieffer Bellows	1	0	0	0	0	0	0	0	Mason Shaw	2	0	0	0	0	5	0	0
Patrick Brown	1	0	0	0	0	7	0	0	Brandon Duhaime	2	0	0	0	-1	5	0	0
Nicolas Deslauriers	1	0	0	0	0	5	0	0	Jon Merrill	2	0	0	0	-1	0	0	0
Zack MacEwen	1	0	0	0	0	5	0	0	Alex Goligoski	1	0	0	0	0	0	0	0
Travis Konecny	1	0	0	0	-1	4	0	0	Sam Steel	1	0	0	0	0	2	0	0
Egor Zamula	1	0	0	0	-1	2	0	0	Jordan Greenway	1	0	0	0	-1	0	0	0

2023-24 MATCHUPS

Thu.	10/26	Wells Fargo Center	7:30 P.M.
Fri.	1/12	Xcel Energy Center	8:00 P.M.

YEAR	OVERALL						HOME						ROAD					
	GP	W	L	T	OTL	PTS	GP	W	L	T	OTL	PTS	GP	W	L	T	OTL	PTS
2000-01	2	1	0	1	0	3	1	1	0	0	0	2	1	0	0	1	0	1
2001-02	1	1	0	0	0	2	1	1	0	0	0	2	Did Not Play					
2002-03	2	0	2	0	0	0	1	0	1	0	0	0	1	0	1	0	0	0
2003-04	1	1	0	0	0	2	1	1	0	0	0	2	Did Not Play					
2005-06	1	1	0	--	0	2	1	1	0	--	0	2	Did Not Play					
2006-07	Did Not Play						Did Not Play						Did Not Play					
2007-08	1	1	0	--	0	2	Did Not Play						1	1	0	--	0	2
2008-09	1	1	0	--	0	2	1	1	0	--	0	2	Did Not Play					
2009-10	2	0	1	--	1	1	1	0	0	--	1	1	1	0	1	--	0	0
2010-11	1	1	0	--	0	2	Did Not Play						1	1	0	--	0	2
2011-12	1	1	0	--	0	2	1	1	0	--	0	2	Did Not Play					
2012-13	Did Not Play						Did Not Play						Did Not Play					
2013-14	2	1	1	--	0	2	1	1	0	--	0	2	1	0	1	--	0	0
2014-15	2	1	1	--	0	2	1	0	1	--	0	0	1	1	0	--	0	2
2015-16	2	2	0	--	0	4	1	1	0	--	0	2	1	1	0	--	0	2
2016-17	2	2	0	--	0	4	1	1	0	--	0	2	1	1	0	--	0	2
2017-18	2	0	2	--	0	0	1	0	1	--	0	0	1	0	1	--	0	0
2018-19	2	2	0	--	0	4	1	1	0	--	0	2	1	1	0	--	0	2
2019-20	1	0	1	--	0	0	Did Not Play						1	0	1	--	0	0
2020-21	Did Not Play						Did Not Play						Did Not Play					
2021-22	2	0	2	--	0	0	1	0	1	--	0	0	1	0	1	--	0	0
2022-23	2	1	0	--	1	3	1	1	0	--	0	2	1	0	0	--	1	1
TOTALS	30	17	10	1	2	37	16	11	4	0	1	23	14	6	6	1	1	14

FLYERS STREAKS VS. MINNESOTA

	OVERALL	HOME	AWAY
CURRENT STREAK	2 games, 1/26/23-3/23/23 (1-0-1)	1 game, 3/23/23 (1-0-0)	3 games, 12/14/19-1/26/23 (0-2-1)
ALL-TIME WIN STREAK	5 games, 12/23/14-3/23/17 (5-0-0)	3 games, 11/20/03-1/8/09 (3-0-0)	3 games, 12/23/14-3/23/17 (3-0-0)
ALL-TIME POINT STREAK	5 games, 12/23/14-3/23/17 (5-0-0)	6 games, 11/20/03-12/23/13 (5-0-1)	3 games, 12/23/14-3/23/17 (3-0-0)
ALL-TIME WINLESS STREAK	4 games, 12/14/19-1/26/23 (0-3-1)	1 game, 5x, last, 3/3/22 (0-1-0)	3 games, 12/14/19-1/26/23 (0-2-1)
ALL-TIME LOSING STREAK	3 games, 12/14/19-3/29/22 (0-3-0)	1 game, 4x, last, 3/3/22 (0-1-0)	2 games, 12/14/19-3/29/22 (0-2-0)
LAST WIN	Mar. 23, 2023 (5-4 SO)	Mar. 23, 2023 (5-4 SO)	Feb. 12, 2019 (5-4)
LAST LOSS	Jan. 26, 2023 (3-2 OT)	Mar. 3, 2022 (5-4)	Jan. 26, 2023 (3-2 OT)



MONTREAL CANADIENS

FLYERS vs. MONTREAL CANADIENS

2022-23 Flyers Record: 1-1-1 (1-1-0 home, 0-0-1 road)

All-Time Flyers Record: 81-84-40 (45-37-20 home, 36-47-20 road)

Date	Opp.	Scoring By Period					Shots By Period					Power Plays	Penalties/Minutes	Game-Winning Goal	Goaltender (Saves-Shots)		Attn.
		1	2	3	OT	F	1	2	3	OT	T				(Saves)	(Shots)	
11/19	PHI	2	1	1	0	4	9	8	12	0	29	0-4	4-11		Hart (28-32)		
	MTL	2	1	1	0	5	11	14	6	1	32	1-3	4-13		Allen (25-29)	*21,105	
2/24	MTL	2	1	2	-	5	14	6	11	-	31	1-2	1-5	Suzuki (2)	Allen (24-26)		
	PHI	0	0	2	-	2	6	10	10	-	26	0-0	4-19		Hart (26-31)	*19,661	
3/28	MTL	0	1	1	-	2	14	9	6	-	29	0-0	2-4		Primeau (24-26)		
	PHI	0	1	2	-	3	8	11	8	-	27	0-2	0-0	Tippett (3)	Sandstrom (27-29)	18,916	

TOTALS	Scoring By Period					Shots By Period					Power Plays (%)	Penalties/Minutes	Goaltenders (Record, Saves-Shots)	
	1	2	3	OT	F	1	2	3	OT	T			(Record)	(Saves-Shots)
MTL	4	3	4	0	12	39	29	23	1	92	2-5 (40.0)	7-22	Allen (2-0-0, 49-55);	Primeau (0-1-0, 24-26)
PHI	2	2	5	0	9	23	29	30	0	82	0-6 (0.0)	8-30	Hart (0-1-1, 54-63);	Sandstrom (1-0-0, 27-29)

INDIVIDUAL SCORING:

FLYERS	GP	G	A	TP	+/-	PIM	PP	SH	MONTREAL	GP	G	A	TP	+/-	PIM	PP	SH
Owen Tippett	3	4	0	4	2	0	0	0	Cole Caufield	1	2	1	3	1	0	1	0
Morgan Frost	3	2	2	4	4	0	0	0	Jesse Ylonen	2	1	2	3	3	0	0	0
Travis Sanheim	3	1	1	2	1	0	0	0	Nick Suzuki	3	1	2	3	-1	0	1	0
Kevin Hayes	3	1	1	2	-1	0	0	0	Mike Hoffman	3	0	3	3	1	0	0	0
Zack MacEwen	1	0	2	2	1	0	0	0	Brendan Gallagher	2	1	1	2	3	0	0	0
Ivan Provorov	3	1	0	1	0	0	0	0	Rafael Harvey-Pinard	2	1	1	2	-1	0	0	0
Cam York	2	0	1	1	-1	0	0	0	Mike Matheson	3	1	1	2	3	6	0	0
Joel Farabee	3	0	1	1	5	0	0	0	Josh Anderson	2	1	0	1	0	0	0	0
Rasmus Ristolainen	3	0	1	1	2	2	0	0	Christian Dvorak	2	1	0	1	0	0	0	0
Nick Seeler	3	0	1	1	0	0	0	0	Chris Tierney	2	1	0	1	0	0	0	0
Tony DeAngelo	3	0	1	1	-1	0	0	0	David Savard	3	1	0	1	1	0	0	0
Scott Laughton	3	0	1	1	-1	2	0	0	Kirby Dach	1	0	1	1	0	2	0	0
Noah Cates	3	0	0	0	1	0	0	0	Sean Monahan	1	0	1	1	0	0	0	0
Justin Braun	3	0	0	0	-1	0	0	0	Arber Xhekaj	1	0	1	1	0	5	0	0
Nicolas Deslauriers	3	0	0	0	-2	5	0	0	Jonathan Drouin	2	0	1	1	3	0	0	0
Wade Allison	2	0	0	0	0	17	0	0	Justin Barron	2	0	1	1	2	0	0	0
James van Riemsdyk	2	0	0	0	0	0	0	0	Jake Evans	2	0	1	1	0	0	0	0
Kieffer Bellows	2	0	0	0	-1	2	0	0	Michael Pezzetta	3	0	1	1	-2	0	0	0
Patrick Brown	2	0	0	0	-4	0	0	0	Johnathan Kovacevic	3	0	1	1	-3	0	0	0
Brendan Lemieux	1	0	0	0	0	0	0	0	Alex Belzile	2	0	0	0	0	5	0	0
Lukas Sedlak	1	0	0	0	0	0	0	0	Jordan Harris	2	0	0	0	-1	0	0	0
Olle Lycksell	1	0	0	0	-2	2	0	0	Evgenii Dadonov	2	0	0	0	-2	2	0	0
Max Willman	1	0	0	0	-2	0	0	0	Joel Edmundson	2	0	0	0	-2	0	0	0
									Sean Farrell	1	0	0	0	0	0	0	0
									Denis Gurianov	1	0	0	0	0	2	0	0
									Corey Schueneman	1	0	0	0	0	0	0	0
									Kaiden Guhle	1	0	0	0	-1	0	0	0
									Rem Pitlick	1	0	0	0	-1	0	0	0
									Juraj Slafkovsky	1	0	0	0	-2	0	0	0

2023-24 MATCHUPS

Wed.	1/10	Wells Fargo Center	7:00 P.M.
Thu.	3/28	Bell Centre	7:00 P.M.
Tue.	4/9	Bell Centre	7:00 P.M.

YEAR	OVERALL						HOME						ROAD						
	GP	W	L	T	OTL	PTS	GP	W	L	T	OTL	PTS	GP	W	L	T	OTL	PTS	
1967-68	4	1	2	1	--	3	2	0	1	1	--	1	2	1	1	0	--	2	0
1968-69	6	1	5	0	--	2	3	1	2	0	--	2	3	0	3	0	--	0	0
1969-70	6	0	4	2	--	2	3	0	2	1	--	1	3	0	2	1	--	1	0
1970-71	6	1	4	1	--	3	3	0	2	1	--	1	3	1	2	0	--	2	0
1971-72	6	2	3	1	--	5	3	2	1	0	--	4	3	0	2	1	--	1	0
1972-73	5	2	2	1	--	5	2	1	0	1	--	3	3	1	2	0	--	2	0
1973-74	5	2	2	1	--	5	3	2	1	0	--	4	2	0	1	1	--	1	0
1974-75	4	2	1	1	--	5	2	1	0	1	--	3	2	1	1	0	--	2	0
1975-76	4	2	1	1	--	5	2	2	0	0	--	4	2	0	1	1	--	1	0
1976-77	4	0	4	0	--	0	2	0	2	0	--	0	2	0	2	0	--	0	0
1977-78	4	0	2	2	--	2	2	0	1	1	--	1	2	0	1	1	--	1	0
1978-79	4	0	3	1	--	1	2	0	2	0	--	0	2	0	1	1	--	1	0
1979-80	4	1	2	1	--	3	2	0	1	1	--	1	2	1	1	0	--	2	0
1980-81	4	1	2	1	--	3	2	1	0	1	--	3	2	0	2	0	--	0	0
1981-82	3	1	2	0	--	2	1	0	1	0	--	0	2	1	1	0	--	2	0
1982-83	3	1	2	0	--	2	2	1	1	0	--	2	1	0	1	0	--	0	0
1983-84	3	2	0	1	--	5	1	0	0	1	--	1	2	2	0	0	--	4	0
1984-85	3	1	2	0	--	2	2	1	1	0	--	2	1	0	1	0	--	0	0
1985-86	3	2	1	0	--	4	1	1	0	0	--	2	2	1	1	0	--	2	0
1986-87	3	2	0	1	--	5	2	2	0	0	--	4	1	0	0	1	--	1	0
1987-88	3	0	1	2	--	2	1	0	0	1	--	1	2	0	1	1	--	1	0
1988-89	3	0	1	2	--	2	2	0	1	1	--	1	1	0	0	1	--	1	0
1989-90	3	2	0	1	--	5	1	1	0	0	--	2	2	1	0	1	--	3	0
1990-91	3	2	0	1	--	5	2	1	0	1	--	3	1	1	0	0	--	2	0
1991-92	3	2	1	0	--	4	1	0	1	0	--	0	2	2	0	0	--	4	0
1992-93	4	1	2	1	--	3	2	0	1	1	--	1	2	1	1	0	--	2	0
1993-94	4	2	1	1	--	5	2	2	0	0	--	4	2	0	1	1	--	1	0
1994-95	4	3	0	1	--	7	2	2	0	0	--	4	2	1	0	1	--	3	0
1995-96	4	4	0	0	--	8	2	2	0	0	--	4	2	2	0	0	--	4	0
1996-97	4	2	1	1	--	5	2	2	0	0	--	4	2	0	1	1	--	1	0
1997-98	4	2	1	1	--	5	2	0	1	1	--	1	2	2	0	0	--	4	0
1998-99	4	1	3	0	--	2	2	1	1	0	--	2	2	0	2	0	--	0	0
1999-00	4	1	0	2	1	5	2	0	0	1	1	2	2	1	0	1	0	3	0
2000-01	4	0	2	1	1	2	2	0	1	1	0	1	2	0	1	0	1	1	1
2001-02	4	2	2	0	0	4	2	0	2	0	0	0	2	2	0	0	0	4	0
2002-03	4	4	0	0	0	8	2	2	0	0	0	4	2	2	0	0	0	4	0
2003-04	4	3	1	0	0	6	2	1	1	0	0	2	2	0	0	0	0	4	0
2005-06	4	1	2	--	1	3	2	1	1	--	0	2	2	0	1	--	1	1	0
2006-07	4	1	3	--	0	2	2	0	2	--	0	0	2	1	1	--	0	2	0
2007-08	4	0	4	--	0	0	2	0	2	--	0	0	2	0	2	--	0	0	0
2008-09	4	1	2	--	1	3	2	0	1	--	1	1	2	1	1	--	0	2	0
2009-10	4	2	2	--	0	4	2	1	1	--	0	2	2	1	1	--	0	2	0
2010-11	4	3	1	--	0	6	2	2	0	--	0	4	2	1	1	--	0	2	0
2011-12	4	3	1	--	0	6	2	2	0	--	0	4	2	1	1	--	0	2	0
2012-13	3	2	1	--	0	4	1	1	0	--	0	2	2	1	1	--	0	2	0
2013-14	3	2	1	--	0	4	2	2	0	--	0	4	1	0	1	--	0	0	0
2014-15	3	0	1	--	2	2	1	0	0	--	1	1	2	0	1	--	1	1	0
2015-16	3	2	0	--	1	5	2	2	0	--	0	4	1	0	0	--	1	1	0
2016-17	3	1	2	--	0	2	1	1	0	--	0	2	2	0	2	--	0	0	0
2017-18	3	3	0	--	0	6	2	2	0	--	0	4	1	1	0	--	0	2	0
2018-19	3	1	2	--	0	2	1	0	1	--	0	0	2	1	1	--	0	2	0
2019-20	3	2	1	--	0	4	2	1	1	--	0	2	1	1	0	--	0	2	0
2020-21	Did Not Play						Did Not Play						Did Not Play						
2021-22	3	1	0	--	2	4	1	0	0	--	1	1	2	1	0	--	1	3	0
2022-23	3	1	1	--	1	3	2	1	1	--	0	2	1	0	0	--	1	1	0
TOTALS	205	81	84	30	10	202	102	45	37	16	4	110	103	36	47	14	6	92	0

FLYERS STREAKS VS. MONTREAL

	OVERALL	HOME	AWAY
CURRENT STREAK	1 game, 3/28/23 (1-0-0)	1 game, 3/28/23 (1-0-0)	4 games, 11/30/19-11/19/22 (2-0-2)
ALL-TIME WIN STREAK	7 games, 2/25/95-4/11/96 (8-0-0)	8 games, 11/24/93-2/6/97 (8-0-0)	6 games, 10/27/01-4/1/04 (6-0-0)
ALL-TIME POINT STREAK	10 games, 2/21/94-4/11/96 (8-0-2)	13 games, 11/22/10-2/20/18 (12-0-1)	8 games, 2x, last, 4/5/01-10/25/05 (6-0-2)
ALL-TIME WINLESS STREAK	14 games, 11/21/68-12/27/70 (0-12-2)	8 games, 2x, last, 10/14/76-3/2/80 (0-6-2)	9 games, 1/11/75-1/20/79 (0-6-3)
ALL-TIME LOSING STREAK	7 games, 12/21/06-10/13/08 (0-7-0)	5 games, 10/11/06-10/13/08 (0-5-0)	4 games, 3x, last, 1/12/80-10/27/81 (0-4-0)
LAST WIN	Mar. 28, 2023 (3-2)	Mar. 28, 2023 (3-2)	Apr. 21, 2022 (6-3)
LAST LOSS	Feb. 24, 2023 (5-2)	Feb. 24, 2023 (5-2)	Nov. 19, 2022 (5-4 SO)



NASHVILLE PREDATORS

FLYERS vs. NASHVILLE PREDATORS

2022-23 Flyers Record: 1-0-1 (0-0-1 home, 1-0-0 road)

All-Time Flyers Record: 15-8-9 (9-3-5 home, 6-5-4 road)

Date	Opp.	Scoring By Period					Shots By Period					Power Plays	Penalties/Minutes	Game-Winning Goal	Goaltender (Saves-Shots)	Attn.
		1	2	3	OT	F	1	2	3	OT	T					
10/22	PHI	2	0	1	-	3	6	11	8	-	25	0-2	5-16	MacEwen (1)	Hart (31-32)	*17,470
	NSH	0	0	1	-	1	12	15	5	-	32	1-3	4-14	Saros (22-25)		
2/11	NSH	0	1	0	1	2	5	9	10	1	25	0-1	2-10	Duchene (3)	Saros (23-24)	
	PHI	0	1	0	0	1	7	10	7	0	24	0-0	3-12	Hart (23-25)	*19,412	
TOTALS		Scoring By Period					Shots By Period					Power Plays (%)	Penalties/Minutes	Goaltenders (Record, Saves-Shots)		
1	2	3	OT	F	1	2	3	OT	T							
NSH	0	1	1	1	3	17	24	15	1	57	1-4 (25.0)	6-24	Saros (1-1-0, 45-49)			
PHI	2	1	1	0	4	13	21	15	0	49	0-2 (0.0)	8-28	Hart (1-0-1, 54-57)			

INDIVIDUAL SCORING:

FLYERS	GP	G	A	TP	+/-	PIM	PP	SH	NASHVILLE	GP	G	A	TP	+/-	PIM	PP	SH
Joel Farabee	2	1	3	4	3	5	0	0	Matt Duchene	2	2	1	3	2	0	1	0
Kevin Hayes	2	2	1	3	3	0	0	0	Nino Niederreiter	2	1	0	1	-1	0	0	0
Zack MacEwen	1	1	0	1	1	0	0	0	Cody Glass	2	0	1	1	1	0	0	0
Patrick Brown	1	0	1	1	1	0	0	0	Filip Forsberg	2	0	1	1	0	0	0	0
Egor Zamula	1	0	1	1	1	0	0	0	Mikael Granlund	2	0	1	1	-1	0	0	0
Ivan Provorov	2	0	1	1	1	2	0	0	Ryan Johansen	2	0	1	1	-1	2	0	0
Travis Konecny	2	0	0	0	2	0	0	0	Roman Josi	2	0	1	1	-1	2	0	0
Justin Braun	2	0	0	0	1	0	0	0	Mattias Ekholm	2	0	0	0	0	0	0	0
Tony DeAngelo	2	0	0	0	1	0	0	0	Cole Smith	2	0	0	0	0	5	0	0
Travis Sanheim	2	0	0	0	1	0	0	0	Tanner Jeannot	2	0	0	0	-1	5	0	0
James van Riemsdyk	2	0	0	0	1	2	0	0	Ryan McDonagh	2	0	0	0	-1	0	0	0
Wade Allison	2	0	0	0	0	0	0	0	Colton Sissons	2	0	0	0	-1	0	0	0
Noah Cates	2	0	0	0	0	0	0	0	Yakov Trenin	2	0	0	0	-1	0	0	0
Nicolas Deslauriers	2	0	0	0	0	10	0	0	Dante Fabbro	2	0	0	0	-2	0	0	0
Morgan Frost	2	0	0	0	0	2	0	0	Kevin Gravel	1	0	0	0	1	0	0	0
Nick Seeler	2	0	0	0	0	5	0	0	Mark Borowiecki	1	0	0	0	0	5	0	0
Scott Laughton	2	0	0	0	-2	0	0	0	Juuso Parssinen	1	0	0	0	0	5	0	0
Tanner Laczynski	1	0	0	0	0	0	0	0	Alexandre Carrier	1	0	0	0	-1	0	0	0
Rasmus Ristolainen	1	0	0	0	0	0	0	0	Mark Jankowski	1	0	0	0	-1	0	0	0
Lukas Sedlak	1	0	0	0	0	0	0	0	Jeremy Lauzon	1	0	0	0	-1	0	0	0
Owen Tippett	1	0	0	0	-1	0	0	0	Michael McCarron	1	0	0	0	-1	0	0	0
Cam York	1	0	0	0	-1	2	0	0	Eeli Tolvanen	1	0	0	0	-2	0	0	0

2023-24 MATCHUPS

Tue.	12/12	Bridgestone Arena	8:00 P.M.
Thu.	12/21	Wells Fargo Center	7:00 P.M.

YEAR	OVERALL						HOME						AWAY					
	GP	W	L	T	OTL	PTS	GP	W	L	T	OTL	PTS	GP	W	L	T	OTL	PTS
1998-99	2	2	0	0	--	4	1	1	0	0	--	2	1	1	0	0	--	2
1999-00	2	1	0	1	0	3	1	0	0	1	0	1	1	1	0	0	0	2
2000-01	2	0	1	1	0	1	1	0	1	0	0	0	1	0	0	1	0	1
2001-02	1	0	0	0	1	1	1	0	0	0	1	1	Did Not Play					
2002-03	1	0	0	1	0	1	Did Not Play						1	0	0	1	0	1
2003-04	1	1	0	0	0	2	1	1	0	0	0	2	Did Not Play					
2005-06	1	0	0	--	1	1	Did Not Play						1	0	0	--	1	1
2006-07	1	0	1	--	0	0	1	0	1	--	0	0	Did Not Play					
2007-08	Did Not Play						Did Not Play						Did Not Play					
2008-09	1	1	0	--	0	2	1	1	0	--	0	2	Did Not Play					
2009-10	1	0	0	--	1	1	Did Not Play						1	0	0	0	1	1
2010-11	1	1	0	--	0	2	1	1	0	--	0	2	Did Not Play					
2011-12	2	1	1	--	0	2	1	1	0	--	0	2	1	0	1	--	0	0
2012-13	Did Not Play						Did Not Play						Did Not Play					
2013-14	2	1	0	--	1	3	1	0	0	--	1	1	1	1	0	--	0	2
2014-15	2	1	1	--	0	2	1	1	0	--	0	2	1	0	1	--	0	0
2015-16	2	2	0	--	0	4	1	1	0	--	0	2	1	1	0	--	0	2
2016-17	2	1	0	--	1	3	1	0	0	--	1	1	1	1	0	--	0	2
2017-18	2	0	2	--	0	0	1	0	1	--	0	0	1	0	1	--	0	0
2018-19	2	1	1	--	0	2	1	1	0	--	0	2	1	0	1	--	0	0
2019-20	Did Not Play						Did Not Play						Did Not Play					
2020-21	Did Not Play						Did Not Play						Did Not Play					
2021-22	2	1	1	--	0	2	1	1	0	--	0	2	1	0	1	--	0	0
2022-23	2	1	0	--	1	3	1	0	0	--	1	1	1	1	0	--	0	2
TOTALS	32	15	8	3	6	39	17	9	3	1	4	23	15	6	5	2	2	16

FLYERS STREAKS VS. NASHVILLE

	OVERALL	HOME	AWAY
CURRENT STREAK	2 games, 10/22/22-2/11/23 (1-0-1)	3 games, 12/20/18-2/11/23 (2-0-1)	1 game, 10/22/22 (1-0-0)
ALL-TIME WIN STREAK	4 games, 2/21/15-12/4/16 (4-0-0)	3 games, 3/7/09-2/2/12 (3-0-0)	2 games, 2x, last, 2/4/16-12/4/16 (2-0-0)
ALL-TIME POINT STREAK	5 games, 2x, last, 2/21/15-12/19/16 (4-0-1)	7 games, 3/7/09-12/19/16 (5-0-2)	6 games, 4/1/99-3/16/10 (2-0-4)
ALL-TIME WINLESS STREAK	4 games, 11/2/00-3/25/03 (0-1-3)	3 games, 12/19/99-1/24/02 (0-1-2)	5 games, 12/12/00-1/14/12 (0-1-4)
ALL-TIME LOSING STREAK	2 games, 10/10/17-10/19/17 (0-2-0)	1 game, 3x, last, 10/19/17 (0-1-0)	3 games, 10/10/17-3/27/22 (0-3-0)
LAST WIN	Oct. 22, 2022 (3-1)	Mar. 17, 2022 (5-4)	Oct. 22, 2022 (3-1)
LAST LOSS	Feb. 11, 2023 (2-1 OT)	Feb. 11, 2023 (2-1 OT)	Mar. 27, 2022 (5-4)



NEW JERSEY DEVILS

FLYERS vs. NEW JERSEY DEVILS

2022-23 Flyers Record: 2-2-0 (1-1-0 home, 1-1-0 road)

All-Time Flyers Record: 124-109-31 (75-40-17 home, 49-69-14 road)

Date	Opp.	Scoring By Period					Shots By Period					Power Plays	Penalties/ Minutes	Game-Winning Goal	Goaltender (Saves-Shots)	Attn.	
		1	2	3	OT	F	1	2	3	OT	T						
10/13	NJD	1	0	1	-	2	10	15	12	-	37	1-3	4-8	Frost (1)	Blackwood (20-24)	19,107	
	PHI	1	2	2	-	5	8	8	9	-	25	1-3	4-8				Hart (35-37)
12/3	NJD	0	1	2	-	3	4	8	6	-	18	0-3	3-6	J. Hughes (3)	Schmid (31-33)	18,427	
	PHI	0	1	1	-	2	12	12	9	-	33	1-3	3-6	Hart (15-18)			
12/15	PHI	0	1	1	-	2	7	8	9	-	24	1-5	5-16	Konecny (3)	Hart (48-49)	14,137	
	NJD	1	0	0	-	1	16	14	19	-	49	1-3	6-20				Vanecek (22-24)
2/25	PHI	0	0	0	-	0	11	5	7	-	23	0-2	2-7	Siegenthaler (1)	Ersson (29-36)	*16,514	
	NJD	0	3	4	-	7	6	16	14	-	36	0-1	3-9				Schmid (23-23)
TOTALS		Scoring By Period					Shots By Period					Power Plays (%)	Penalties/ Minutes	Goaltenders (Record, Saves-Shots)			
	NJD	2	4	7	-	13	36	53	51	-	140	2-10 (20.0)	16-43	Schmid (2-0-0, 54-56); Blackwood (0-1-0, 20-24); Vanecek (0-1-0, 22-24)			
	PHI	1	4	4	-	9	38	33	34	-	105	3-13 (23.1)	14-37	Hart (2-1-0, 98-104); Ersson (0-1-0, 29-36)			

INDIVIDUAL SCORING:

FLYERS	GP	G	A	TP	+/-	PIM	PP	SH	NEW JERSEY	GP	G	A	TP	+/-	PIM	PP	SH
Travis Konecny	3	4	0	4	0	2	2	0	Jack Hughes	4	3	1	4	1	0	1	0
Tony DeAngelo	3	0	3	3	-1	2	0	0	Dawson Mercer	4	2	1	3	0	2	0	0
Noah Cates	4	0	3	3	0	0	0	0	Jesper Bratt	4	1	2	3	4	0	0	0
Kevin Hayes	4	0	3	3	-1	2	0	0	Jonas Siegenthaler	4	1	2	3	3	0	0	0
Morgan Frost	4	2	0	2	-2	6	0	0	Miles Wood	4	0	3	3	2	6	0	0
Tanner Laczynski	1	0	2	2	2	0	0	0	Nico Hischier	3	1	1	2	2	0	0	0
James van Riemsdyk	2	0	2	2	3	0	0	0	Dougie Hamilton	4	1	1	2	1	4	0	0
Travis Sanheim	4	0	2	2	2	0	0	0	Michael McLeod	4	0	2	2	3	10	0	0
Ivan Provorov	4	0	2	2	1	0	0	0	Nathan Bastian	2	1	0	1	3	2	0	0
Wade Allison	2	1	0	1	0	0	0	0	Fabian Zetterlund	2	1	0	1	0	0	0	0
Lukas Sedlak	2	1	0	1	0	0	0	0	Alexander Holtz	3	1	0	1	-2	2	1	0
Scott Loughton	4	1	0	1	-2	2	1	0	Damon Severson	4	1	0	1	2	2	0	0
Justin Braun	4	0	0	0	-2	2	0	0	Kevin Bahl	1	0	1	1	2	0	0	0
Nicolas Deslauriers	4	0	0	0	-2	5	0	0	Yegor Sharangovich	4	0	1	1	3	0	0	0
Joel Farabee	4	0	0	0	-2	5	0	0	Tomas Tatar	4	0	1	1	2	0	0	0
Owen Tippett	4	0	0	0	-4	2	0	0	Ryan Graves	4	0	1	1	1	2	0	0
Nick Seeler	4	0	0	0	-5	7	0	0	John Marino	4	0	1	1	1	2	0	0
Rasmus Ristolainen	3	0	0	0	-4	2	0	0	Erik Haula	4	0	1	1	0	4	0	0
Zack MacEwen	2	0	0	0	1	0	0	0	Jesper Boqvist	4	0	0	0	-1	0	0	0
Olle Lycksell	2	0	0	0	-1	0	0	0	Brendan Smith	3	0	0	0	0	7	0	0
Patrick Brown	2	0	0	0	-2	0	0	0	Ondrej Palat	2	0	0	0	-3	0	0	0
Hayden Hodgson	1	0	0	0	0	0	0	0									
Cam York	1	0	0	0	0	0	0	0									

2023-24 MATCHUPS

Thu.		11/30	Wells Fargo Center	7:00 P.M.
Tue.		12/19	Prudential Center	7:00 P.M.
Sat.		2/17	MetLife Stadium	8:00 P.M.
Sat.		4/13	Wells Fargo Center	5:00 P.M.

YEAR	OVERALL						HOME						ROAD					
	GP	W	L	T	OTL	PTS	GP	W	L	T	OTL	PTS	GP	W	L	T	OTL	PTS
1974-75	5	4	0	1	--	9	3	3	0	0	--	6	2	1	0	1	--	3
1975-76	5	5	0	0	--	10	2	2	0	0	--	4	3	3	0	0	--	6
1976-77	5	5	0	0	--	10	3	3	0	0	--	6	2	2	0	0	--	4
1977-78	5	3	2	0	--	6	2	2	0	0	--	4	3	1	2	0	--	2
1978-79	4	3	0	1	--	7	2	2	0	0	--	4	2	1	0	1	--	3
1979-80	4	2	1	1	--	5	2	1	0	1	--	3	2	1	1	0	--	2
1980-81	4	4	0	0	--	8	2	2	0	0	--	4	2	2	0	0	--	4
1981-82	3	2	1	0	--	4	2	2	0	0	--	4	1	0	1	0	--	0
1982-83	7	5	2	0	--	10	3	3	0	0	--	6	4	2	2	0	--	4
1983-84	7	7	0	0	--	14	4	4	0	0	--	8	3	3	0	0	--	6
1984-85	7	5	2	0	--	10	3	2	1	0	--	4	4	3	1	0	--	6
1985-86	7	4	3	0	--	8	4	3	1	0	--	6	3	1	2	0	--	2
1986-87	7	4	2	1	--	9	3	3	0	0	--	6	4	1	2	1	--	3
1987-88	7	0	5	2	--	2	4	0	2	2	--	2	3	0	3	0	--	0
1988-89	7	5	2	0	--	10	3	3	0	0	--	6	4	2	2	0	--	4
1989-90	7	2	4	1	--	5	4	0	3	1	--	1	3	2	1	0	--	4
1990-91	7	1	4	2	--	4	3	1	1	1	--	3	4	0	3	1	--	1
1991-92	7	2	3	2	--	6	4	2	0	2	--	6	3	0	3	0	--	0
1992-93	7	2	5	0	--	4	4	2	2	0	--	4	3	0	3	0	--	0
1993-94	5	1	4	0	--	2	2	1	1	0	--	2	3	0	3	0	--	0
1994-95	4	3	1	0	--	6	2	1	1	0	--	2	2	2	0	0	--	4
1995-96	6	2	4	0	--	4	3	1	2	0	--	2	3	1	2	0	--	2
1996-97	5	3	2	0	--	6	3	2	1	0	--	4	2	1	1	0	--	2
1997-98	5	0	4	1	--	1	2	0	1	1	--	1	3	0	3	0	--	0
1998-99	5	1	3	1	--	3	3	1	2	0	--	2	2	0	1	1	--	1
1999-00	5	1	4	0	0	2	2	1	1	0	0	2	3	0	3	0	0	0
2000-01	5	1	2	2	0	4	3	1	2	0	0	2	2	0	0	2	0	2
2001-02	5	3	1	1	0	7	2	1	0	1	0	3	3	2	1	0	0	4
2002-03	5	1	2	1	1	4	3	0	1	1	1	2	2	1	1	0	0	2
2003-04	6	3	2	1	0	7	3	2	1	0	0	4	3	1	1	1	0	3
2005-06	8	3	4	--	1	7	4	3	1	--	0	6	4	0	3	--	1	1
2006-07	8	1	4	--	3	5	4	1	1	--	2	4	4	0	3	--	1	1
2007-08	8	2	5	--	1	5	4	2	2	--	0	4	4	0	3	--	1	1
2008-09	6	3	1	--	2	8	3	2	0	--	1	4	3	1	1	--	1	4
2009-10	6	5	1	--	0	10	3	3	0	--	0	6	3	2	1	--	0	4
2010-11	6	3	2	--	1	7	3	2	1	--	0	4	3	1	1	--	1	3
2011-12	6	3	2	--	1	7	3	1	1	--	1	3	3	2	1	--	0	4
2012-13	5	1	4	--	0	2	2	1	1	--	0	2	3	0	3	--	0	0
2013-14	4	2	2	--	0	4	2	0	2	--	0	0	2	2	0	--	0	4
2014-15	4	1	3	--	0	2	2	1	1	--	0	2	2	0	2	--	0	0
2015-16	4	2	1	--	1	5	2	0	1	--	1	1	2	2	0	--	0	4
2016-17	5	1	3	--	1	3	2	1	1	--	0	2	3	0	2	--	1	1
2017-18	4	2	1	--	1	5	2	1	0	--	1	3	2	1	1	--	0	2
2018-19	4	2	2	--	0	4	2	1	1	--	0	2	2	1	1	--	0	2
2019-20	3	2	1	--	0	4	2	1	1	--	0	2	1	1	0	--	0	2
2020-21	8	4	4	--	0	8	4	2	2	--	0	4	4	2	2	--	0	4
2021-22	3	1	2	--	0	2	1	1	0	--	0	2	2	0	2	--	0	0
2022-23	4	2	2	--	0	4	2	1	1	--	0	2	2	1	1	--	0	2
TOTALS	264	124	109	18	13	279	132	75	40	10	7	167	132	49	69	8	6	112

FLYERS STREAKS VS. NEW JERSEY

	OVERALL	HOME	AWAY
CURRENT STREAK	1 game, 2/25/23 (0-1-0)	1 game, 12/3/22 (0-1-0)	1 game, 2/25/23 (0-1-0)
ALL-TIME WIN STREAK	13 games, 1/14/75-12/3/77 (13-0-0)	13 games, 10/13/74-3/4/80 (13-0-0)	7 games, 1/14/75-12/3/77 (7-0-0)
ALL-TIME POINT STREAK	16 games, 10/13/74-12/3/77 (15-0-1)	25 games, 10/13/74-3/25/84 (24-0-1)	8 games, 12/6/74-12/3/77 (7-0-1)
ALL-TIME WINLESS STREAK	8 games, 4/1/06-2/1/07 (0-5-3)	4 games, 4x, last, 4/18/13-10/9/14 (0-4-0)	13 games, 10/6/90-3/26/94 (0-11-2)
ALL-TIME LOSING STREAK	6 games, 3/7/93-3/26/94 (0-6-0)	4 games, 4/18/13-10/9/14 (0-4-0)	6 games, 10/17/92-3/26/94 (0-6-0)
LAST WIN	Dec. 15, 2022 (2-1)	Oct. 13, 2022 (5-2)	Dec. 15, 2022 (2-1)
LAST LOSS	Feb. 25, 2023 (7-0)	Dec. 3, 2022 (3-2)	Feb. 25, 2023 (7-0)



NEW YORK ISLANDERS

FLYERS vs. NEW YORK ISLANDERS

2022-23 Flyers Record: 1-3-0 (1-1-0 home, 0-2-0 road)

All-Time Flyers Record: 144-101-44 (83-37-22 home, 61-64-22 road)

Date	Opp.	Scoring By Period					Shots By Period					Power Plays	Penalties/Minutes	Game-Winning Goal	Goaltender (Saves-Shots)	Attn.
		1	2	3	OT	F	1	2	3	OT	T					
11/26	PHI	1	1	0	-	2	4	15	9	-	28	0-2	8-27	Nelson (4)	Sandstrom (18-23)	*17,255
	NYI	1	1	3	-	5	6	8	9	-	23	2-3	6-23		Varlamov (26-28)	
11/29	NYI	1	0	0	-	1	9	8	7	-	24	1-4	5-16	Hayes (1)	Sorokin (30-32)	18,143
	PHI	2	0	1	-	3	12	9	12	-	33	0-2	7-20		Hart (23-24)	
2/6	NYI	1	1	0	-	2	15	8	7	-	30	1-3	2-4	Barzal (5)	Varlamov (25-26)	18,695
	PHI	0	1	0	-	1	7	11	8	-	26	0-2	3-6		Hart (28-30)	
4/8	PHI	0	0	0	-	0	15	4	8	-	27	0-2	2-4	Mayfield (1)	HART (15-18); Sandstrom (2-3)	*17,255
	NYI	1	2	1	-	4	8	10	3	-	21	0-2	2-4		Sorokin (27-27)	
TOTALS		Scoring By Period					Shots By Period					Power Plays (%)	Penalties/Minutes	Goaltenders (Record, Saves-Shots)		
		1	2	3	OT	F	1	2	3	OT	T					
NYI		4	4	4	-	12	38	34	26	-	98	4-12 (33.3)	15-47	Varlamov (2-0-0, 51-54); Sorokin (1-1-0, 57-59)		
PHI		3	2	1	-	6	38	39	37	-	114	0-8 (0.0)	20-57	Hart (1-2-0, 66-72); Sandstrom (0-1-0, 20-26)		

INDIVIDUAL SCORING:

FLYERS	GP	G	A	TP	+/-	PIM	PP	SH	N.Y. ISLANDERS	GP	G	A	TP	+/-	PIM	PP	SH
Kevin Hayes	4	2	2	4	0	4	0	0	Brock Nelson	4	2	2	4	3	0	0	0
Lukas Sedlak	2	1	3	4	3	2	0	0	Noah Dobson	4	1	3	4	0	2	1	0
Ivan Provorov	4	0	2	2	0	2	0	0	Ryan Pulock	4	0	4	4	4	0	0	0
Joel Farabee	4	1	0	1	2	0	0	0	Zach Parise	4	2	0	2	-1	0	2	0
Nicolas Deslauriers	4	1	0	1	-1	21	0	0	Anthony Beauvillier	2	1	1	2	0	0	0	0
Travis Sanheim	4	1	0	1	-1	0	0	1	Mathew Barzal	3	1	1	2	-1	0	0	0
Tony DeAngelo	2	0	1	1	0	5	0	0	Bo Horvat	2	0	2	2	2	0	0	0
Nick Seeler	4	0	1	1	0	0	0	0	Josh Bailey	2	0	2	2	-1	0	0	0
Noah Cates	4	0	1	1	-1	0	0	0	Simon Holmstrom	4	0	2	2	1	0	0	0
Morgan Frost	4	0	0	0	0	0	0	0	Samuel Bolduc	1	1	0	1	2	0	0	0
Rasmus Ristolainen	4	0	0	0	0	6	0	0	Hudson Fasching	2	1	0	1	1	0	0	0
Owen Tippett	4	0	0	0	-3	2	0	0	Kyle Palmieri	2	1	0	1	1	4	1	0
Kieffer Bellows	3	0	0	0	1	2	0	0	Adam Pelech	4	1	0	1	2	4	0	0
Tanner Laczynski	3	0	0	0	0	0	0	0	Scott Mayfield	4	1	0	1	-1	14	0	0
Justin Braun	3	0	0	0	-1	0	0	0	Sebastian Aho	4	0	1	1	0	2	0	0
Scott Laughton	3	0	0	0	-3	2	0	0	Jean-Gabriel Pageau	4	0	1	1	0	0	0	0
Patrick Brown	2	0	0	0	1	0	0	0	Anders Lee	4	0	0	0	4	0	0	0
Travis Konecny	2	0	0	0	0	0	0	0	Casey Cizikas	4	0	0	0	-2	0	0	0
Max Willman	2	0	0	0	0	2	0	0	Matt Martin	4	0	0	0	-1	7	0	0
Zack MacEwen	2	0	0	0	-1	7	0	0	Alexander Romanov	3	0	0	0	-2	0	0	0
Wade Allison	2	0	0	0	-2	0	0	0	Cal Clutterbuck	3	0	0	0	-1	0	0	0
Cam York	2	0	0	0	-2	0	0	0	Oliver Wahlstrom	2	0	0	0	-2	9	0	0
James van Riemsdyk	2	0	0	0	-3	0	0	0	Pierre Engvall	1	0	0	0	1	0	0	0
Brendan Lemieux	1	0	0	0	0	2	0	0	Ross Johnston	1	0	0	0	0	5	0	0
Egor Zamula	1	0	0	0	0	0	0	0									

2023-24 MATCHUPS

Wed.	11/22	UBS Arena	7:30 P.M.
Sat.	11/25	UBS Arena	7:30 P.M.
Mon.	4/1	Wells Fargo Center	7:00 P.M.

NEW YORK ISLANDERS



YEAR	OVERALL						HOME						ROAD					
	GP	W	L	T	OTL	PTS	GP	W	L	T	OTL	PTS	GP	W	L	T	OTL	PTS
1972-73	5	4	1	0	--	8	3	3	0	0	--	6	2	1	1	0	--	2
1973-74	5	5	0	0	--	10	2	2	0	0	--	4	3	3	0	0	--	6
1974-75	6	3	1	2	--	8	3	2	1	0	--	4	3	1	0	2	--	4
1975-76	6	2	4	0	--	4	3	2	1	0	--	4	3	0	3	0	--	0
1976-77	6	2	3	1	--	5	3	2	1	0	--	4	3	0	2	1	--	1
1977-78	6	1	2	3	--	5	3	1	1	1	--	3	3	0	1	2	--	2
1978-79	8	1	5	2	--	4	4	1	2	1	--	3	4	0	3	1	--	1
1979-80	4	2	2	0	--	4	2	1	1	0	--	2	2	1	1	0	--	2
1980-81	4	2	1	1	--	5	2	1	1	0	--	2	2	1	0	1	--	3
1981-82	8	1	6	1	--	3	4	1	2	1	--	3	4	0	4	0	--	0
1982-83	7	4	1	2	--	10	3	2	0	1	--	5	4	2	1	1	--	5
1983-84	7	3	4	0	--	6	4	2	2	0	--	4	3	1	2	0	--	2
1984-85	7	3	3	1	--	7	3	2	0	1	--	5	4	1	3	0	--	2
1985-86	7	3	4	0	--	6	4	3	1	0	--	6	3	0	3	0	--	0
1986-87	7	4	3	0	--	8	3	1	2	0	--	2	4	3	1	0	--	6
1987-88	7	3	3	1	--	7	4	1	2	1	--	3	3	2	1	0	--	4
1988-89	7	5	1	1	--	11	3	3	0	0	--	6	4	2	1	1	--	5
1989-90	7	4	1	2	--	10	4	3	0	1	--	7	3	1	1	1	--	3
1990-91	7	4	2	1	--	9	3	2	0	1	--	5	4	2	2	0	--	4
1991-92	7	3	3	1	--	7	3	3	0	0	--	6	4	0	3	1	--	1
1992-93	9	2	7	0	--	4	4	2	2	0	--	4	5	0	5	0	--	0
1993-94	5	2	3	0	--	4	3	2	1	0	--	4	2	0	2	0	--	0
1994-95	4	2	2	0	--	4	2	1	1	0	--	2	2	1	1	0	--	2
1995-96	6	4	1	1	--	9	3	2	1	0	--	4	3	2	0	1	--	5
1996-97	5	1	3	1	--	3	2	1	1	0	--	2	3	0	2	1	--	1
1997-98	5	3	2	0	--	6	3	3	0	0	--	6	2	0	2	0	--	0
1998-99	5	1	2	2	--	4	2	1	0	1	--	3	3	0	2	1	--	1
1999-00	5	3	0	1	--	8	3	1	0	1	--	4	2	2	0	0	0	4
2000-01	5	4	0	0	1	9	2	2	0	0	0	4	3	2	0	0	1	5
2001-02	5	1	3	0	1	3	3	0	2	0	1	1	2	1	1	0	0	2
2002-03	5	3	1	1	0	7	2	0	1	1	0	1	3	3	0	0	0	6
2003-04	6	3	2	1	0	7	3	2	1	0	0	4	3	1	1	1	0	3
2005-06	8	6	2	--	0	14	4	3	1	--	0	10	4	3	1	--	0	4
2006-07	8	2	5	--	1	5	4	0	4	--	0	0	4	2	1	--	1	5
2007-08	8	7	1	--	0	14	4	4	0	--	0	8	4	3	1	--	0	6
2008-09	6	6	0	--	0	12	3	3	0	--	0	6	3	3	0	--	0	6
2009-10	6	5	1	--	0	10	3	3	0	--	0	6	3	2	1	--	0	2
2010-11	6	6	0	--	0	7	3	3	0	--	0	4	3	3	0	--	0	3
2011-12	6	4	1	--	1	9	3	1	1	--	1	3	3	3	0	--	0	6
2012-13	4	2	1	--	1	5	2	1	0	--	1	3	2	1	1	--	0	2
2013-14	4	3	0	--	1	7	2	2	0	--	0	4	2	1	0	--	1	3
2014-15	4	1	1	--	2	4	2	1	0	--	1	3	2	0	1	--	1	1
2015-16	5	3	1	--	1	7	2	1	0	--	1	3	3	2	1	--	0	4
2016-17	4	3	1	--	0	6	2	1	1	--	0	2	2	2	0	--	0	4
2017-18	4	1	1	--	2	4	2	1	0	--	1	3	2	0	1	--	1	1
2018-19	4	2	2	--	0	4	2	0	2	--	0	0	2	2	0	--	0	4
2019-20	3	0	2	--	1	1	1	0	0	--	1	1	2	0	2	--	0	0
2020-21	8	3	1	--	4	10	4	2	0	--	2	6	4	1	1	--	2	4
2021-22	4	1	2	--	1	3	2	1	0	--	1	3	2	0	2	--	0	0
2022-23	4	1	3	--	0	2	2	1	1	--	0	2	2	0	2	--	0	0
TOTALS	289	144	101	26	18	332	142	83	37	11	11	188	147	61	64	15	7	144

FLYERS STREAKS VS. N.Y. ISLANDERS			
	OVERALL	HOME	AWAY
CURRENT STREAK	2 games, 2/6/23-4/8/23 (0-2-0)	1 game, 2/6/23 (0-1-0)	7 games, 3/20/21-4/8/23 (0-5-2)
ALL-TIME WIN STREAK	15 games, 3/1/08-3/9/10 (15-0-0)	13 games, 10/13/07-4/9/11 (13-0-0)	7 games, 2x, last, 11/6/10-2/18/13 (7-0-0)
ALL-TIME POINT STREAK	15 games, 3/1/08-3/9/10 (15-0-0)	15 games, 12/17/87-2/25/92 (12-0-3)	7 games, 3x, last, 11/6/10-2/18/13 (7-0-0)
ALL-TIME WINLESS STREAK	8 games, 3/20/21-1/25/22 (0-3-5)	5 games, 11/3/01-1/24/03 (0-3-2)	13 games, 10/23/75-4/7/79 (0-9-4)
ALL-TIME LOSING STREAK	5 games, 2x, last, 11/28/92-3/30/93 (0-5-0)	4 games, 2x, last, 11/9/06-4/7/07 (0-4-0)	9 games, 3/10/92-1/24/95 (0-9-0)
LAST WIN	Nov. 29, 2022 (3-1)	Nov. 29, 2022 (3-1)	Mar. 18, 2021 (4-3)
LAST LOSS	Apr. 8, 2023 (4-0)	Feb. 6, 2023 (2-1)	Apr. 8, 2023 (4-0)



NEW YORK RANGERS

FLYERS vs. NEW YORK RANGERS

2022-23 Flyers Record: 0-1-2 (0-1-1 home, 0-0-1 road)

All-Time Flyers Record: 136-130-49 (76-61-22 home, 60-69-27 road)

Date	Opp.	Scoring By Period					Shots By Period				Power Plays	Penalties/Minutes	Game-Winning Goal	Goaltender (Saves-Shots)	Attn.	
		1	2	3	OT	F	1	2	3	OT						T
11/1	PHI	0	0	0	0	0	7	4	8	0	19	0-3	5-10	Kreider (1)	Hart (35-36)	17,206
	NYR	0	0	0	1	1	9	14	7	6	36	0-3	5-10		Shesterkin (19-19)	
12/17	NYR	1	2	3	-	6	8	11	15	-	34	0-1	4-8	Vesey (2)	Halak (29-32)	18,340
	PHI	1	1	1	-	3	8	14	10	-	32	0-4	1-2	Hart (29-33)		
3/1	NYR	1	0	1	1	3	9	9	6	1	25	1-1	3-6	Tarasenko (1)	Shesterkin (26-28)	*19,534
	PHI	1	1	0	0	2	10	10	8	0	28	1-3	1-2	Hart (22-25)		
TOTALS		Scoring By Period					Shots By Period				Power Plays (%)	Penalties/Minutes	Goaltenders (Record, Saves-Shots)			
	NYR	2	2	4	2	10	26	34	28	7	95	1-5 (20.0)	12-24	Shesterkin (2-0-0, 35-37); Halak (1-0-0, 29-32)		
	PHI	2	2	1	0	5	25	28	26	0	79	1-10 (10.0)	7-14	Hart (0-1-2, 86-94)		

INDIVIDUAL SCORING:

FLYERS	GP	G	A	TP	+/-	PIM	PP	SH	N.Y. RANGERS	GP	G	A	TP	+/-	PIM	PP	SH
Scott Laughton	3	2	0	2	-4	2	0	1	Mika Zibanejad	3	1	3	4	1	0	1	0
Owen Tippett	3	1	1	2	0	0	1	0	Vladimir Tarasenko	1	1	2	3	2	0	0	0
James van Riemsdyk	2	1	0	1	-3	0	0	0	Artemi Panarin	3	1	2	3	-1	4	0	0
Morgan Frost	3	1	0	1	-2	0	0	0	Chris Kreider	3	2	0	2	2	2	0	0
Cam York	2	0	1	1	2	0	0	0	K'Andre Miller	2	1	1	2	3	2	0	0
Kevin Hayes	2	0	1	1	-1	2	0	0	Barclay Goodrow	3	1	1	2	2	2	0	0
Travis Sanheim	3	0	1	1	-1	4	0	0	Vincent Trocheck	3	0	2	2	0	2	0	0
Justin Braun	3	0	0	0	0	2	0	0	Jimmy Vesey	3	1	0	1	2	0	0	0
Joel Farabee	3	0	0	0	0	0	0	0	Jacob Trouba	3	1	0	1	1	2	0	1
Ivan Provorov	3	0	0	0	0	0	0	0	Kaapo Kakko	3	1	0	1	0	0	0	0
Rasmus Ristolainen	3	0	0	0	0	0	0	0	Filip Chytil	2	0	1	1	2	0	0	0
Nicolas Deslauriers	3	0	0	0	-1	0	0	0	Ryan Lindgren	2	0	1	1	2	4	0	0
Noah Cates	3	0	0	0	-2	0	0	0	Braden Schneider	3	0	1	1	1	0	0	0
Nick Seeler	3	0	0	0	-2	0	0	0	Adam Fox	3	0	0	0	2	2	0	0
Tony DeAngelo	3	0	0	0	-6	2	0	0	Alexis Lafrenière	3	0	0	0	0	0	0	0
Wade Allison	2	0	0	0	1	2	0	0	Ben Harpur	2	0	0	0	1	2	0	0
Kieffer Bellows	2	0	0	0	-1	0	0	0	Sammy Blais	2	0	0	0	0	0	0	0
Patrick Brown	2	0	0	0	-1	0	0	0	Jonny Brodzinski	1	0	0	0	0	0	0	0
Travis Konecny	2	0	0	0	-3	0	0	0	Ryan Carpenter	1	0	0	0	0	0	0	0
Elliot Desnoyers	1	0	0	0	0	0	0	0	Julien Gauthier	1	0	0	0	0	2	0	0
Olle Lycksell	1	0	0	0	0	0	0	0	Zac Jones	1	0	0	0	0	0	0	0
Zack MacEwen	1	0	0	0	0	0	0	0	Vitali Kravtsov	1	0	0	0	0	0	0	0
Lukas Sedlak	1	0	0	0	0	0	0	0	Niko Mikkola	1	0	0	0	0	0	0	0
									Tyler Motte	1	0	0	0	0	0	0	0
									Ryan Reaves	1	0	0	0	0	0	0	0

2023-24 MATCHUPS

Fri.		11/24	Wells Fargo Center	1:00 P.M.
Sat.		2/24	Wells Fargo Center	3:00 P.M.
Tue.		3/26	Madison Square Garden	7:00 P.M.
Thu.		4/11	Madison Square Garden	7:00 P.M.

YEAR	OVERALL						HOME						ROAD					
	GP	W	L	T	OTL	PTS	GP	W	L	T	OTL	PTS	GP	W	L	T	OTL	PTS
1967-68	4	1	3	0	--	2	2	1	1	0	--	2	2	0	2	0	--	0
1968-69	6	1	3	2	--	4	3	0	2	1	--	1	3	1	1	1	--	3
1969-70	6	0	0	6	--	6	3	0	0	3	--	3	3	0	0	3	--	3
1970-71	6	3	2	1	--	7	3	3	0	0	--	6	3	0	2	1	--	1
1971-72	6	0	6	0	--	0	3	0	3	0	--	0	3	0	3	0	--	0
1972-73	5	0	4	1	--	1	2	0	2	0	--	0	3	0	2	1	--	1
1973-74	5	1	2	2	--	4	3	1	0	2	--	4	2	0	2	0	--	0
1974-75	6	3	2	1	--	7	3	1	1	1	--	3	3	2	1	0	--	4
1975-76	6	5	1	0	--	10	3	3	0	0	--	6	3	2	1	0	--	4
1976-77	6	2	0	4	--	8	3	2	0	1	--	5	3	0	0	3	--	3
1977-78	6	4	0	2	--	10	3	3	0	0	--	6	3	1	0	2	--	4
1978-79	8	3	2	3	--	9	4	2	2	0	--	4	4	1	0	3	--	5
1979-80	4	2	1	1	--	5	2	1	1	0	--	2	2	1	0	1	--	3
1980-81	4	1	1	2	--	4	2	0	1	1	--	1	2	1	0	1	--	3
1981-82	8	2	4	2	--	6	4	1	2	1	--	3	4	1	2	1	--	3
1982-83	7	4	3	0	--	8	4	3	1	0	--	6	3	1	2	0	--	2
1983-84	7	3	4	0	--	6	3	2	1	0	--	4	4	1	3	0	--	2
1984-85	7	7	0	0	--	14	4	4	0	0	--	8	3	3	0	0	--	6
1985-86	7	6	1	0	--	12	3	3	0	0	--	6	4	3	1	0	--	6
1986-87	7	3	4	0	--	6	4	1	3	0	--	2	3	2	1	0	--	4
1987-88	7	3	3	1	--	7	3	1	2	0	--	2	4	2	1	1	--	5
1988-89	7	3	3	1	--	7	4	2	1	1	--	5	3	1	2	0	--	2
1989-90	7	2	5	0	--	4	3	0	3	0	--	0	4	2	2	0	--	4
1990-91	7	2	3	2	--	6	4	2	0	2	--	6	3	0	3	0	--	0
1991-92	7	1	6	0	--	2	3	1	2	0	--	2	4	0	4	0	--	0
1992-93	7	4	2	1	--	9	3	3	0	0	--	6	4	1	2	1	--	3
1993-94	5	1	3	1	--	3	2	1	1	0	--	2	3	0	2	1	--	1
1994-95	4	2	2	0	--	4	2	1	1	0	--	2	2	1	1	0	--	2
1995-96	5	1	3	1	--	3	3	1	2	0	--	2	2	0	1	1	--	1
1996-97	6	2	3	1	--	5	3	1	2	0	--	2	3	1	1	1	--	3
1997-98	5	3	1	1	--	7	2	1	1	0	--	2	3	2	0	1	--	5
1998-99	5	2	2	1	--	5	3	1	1	1	--	3	2	1	1	0	--	2
1999-00	5	4	1	0	0	8	2	1	1	0	0	2	3	3	0	0	0	6
2000-01	5	4	0	0	1	9	3	3	0	0	0	6	2	1	0	0	1	3
2001-02	5	3	2	0	0	6	2	2	0	0	0	4	3	1	2	0	0	2
2002-03	5	3	2	0	0	6	3	2	1	0	0	4	2	1	1	0	0	2
2003-04	6	5	1	0	0	10	3	2	1	0	0	4	3	3	0	0	0	6
2005-06	8	4	2	--	2	10	4	1	2	--	1	3	4	3	0	--	1	7
2006-07	8	2	5	--	1	5	4	0	3	--	1	1	4	2	2	--	0	4
2007-08	8	3	3	--	2	8	4	1	2	--	1	3	4	2	1	--	1	5
2008-09	6	2	4	--	0	4	3	1	2	--	0	2	3	1	2	--	0	2
2009-10	6	3	3	--	0	6	3	2	1	--	0	4	3	1	2	--	0	2
2010-11	6	4	1	--	1	9	3	2	0	--	1	5	3	2	1	--	0	4
2011-12	6	0	6	--	0	0	3	0	3	--	0	0	3	0	3	--	0	0
2012-13	5	2	3	--	0	4	3	2	1	--	0	4	2	0	2	--	0	0
2013-14	4	2	2	--	0	4	2	2	0	--	0	4	2	0	2	--	0	0
2014-15	4	1	3	--	0	2	2	1	1	--	0	2	2	0	2	--	0	0
2015-16	5	2	1	--	2	6	3	1	0	--	2	4	2	1	1	--	0	2
2016-17	4	1	3	--	0	2	2	0	2	--	0	0	2	1	1	--	0	2
2017-18	4	3	1	--	0	6	2	2	0	--	0	4	2	1	1	--	0	2
2018-19	4	3	1	--	0	6	2	1	1	--	0	2	2	2	0	--	0	4
2019-20	3	3	0	--	0	6	2	2	0	--	0	4	1	1	0	--	0	2
2020-21	8	4	3	--	1	9	4	2	1	--	1	5	4	2	2	--	0	4
2021-22	4	1	3	--	0	2	2	0	2	--	0	0	2	1	1	--	0	2
2022-23	3	0	1	--	2	2	2	0	1	--	1	1	1	0	0	--	1	1
TOTALS	315	136	130	37	12	321	159	76	61	14	8	174	156	60	69	23	4	147

FLYERS STREAKS VS. N.Y. RANGERS

	OVERALL	HOME	AWAY
CURRENT STREAK	4 games, 4/13/22-3/1/23 (0-2-2)	4 games, 1/15/22-3/1/23 (0-3-1)	2 games, 4/3/22-11/1/22 (1-0-1)
ALL-TIME WIN STREAK	11 games, 3/17/84-12/7/85 (11-0-0)	9 games, 3/17/84-3/29/86 (9-0-0)	6 games, 11/8/03-3/22/06 (6-0-0)
ALL-TIME POINT STREAK	13 games, 11/24/76-10/12/78 (6-0-7)	10 games, 4/3/75-4/6/78 (8-0-2)	14 games, 12/22/76-3/30/81 (4-0-10)
ALL-TIME WINLESS STREAK	13 games, 11/28/71-12/26/73 (0-11-2)	7 games, 2x, last, 10/7/06-2/9/08 (0-5-2)	15 games, 2/9/69-2/24/74 (0-9-6)
ALL-TIME LOSING STREAK	10 games, 11/28/71-1/14/73 (0-10-0)	5 games, 11/28/71-1/14/73 (0-5-0)	10 games, 3/6/11-11/29/14 (0-10-0)
LAST WIN	Apr. 3, 2022 (4-3 SO)	Mar. 27, 2021 (2-1)	Apr. 3, 2022 (4-3 SO)
LAST LOSS	Mar. 1, 2023 (3-2 OT)	Mar. 1, 2023 (3-2 OT)	Nov. 1, 2022 (1-0 OT)



OTTAWA SENATORS

FLYERS vs. OTTAWA SENATORS

2022-23 Flyers Record: 1-1-1 (0-1-0 home, 1-0-1 road)

All-Time Flyers Record: 51-37-17 (30-16-6 home, 21-21-11 road)

Date	Opp.	Scoring By Period				Shots By Period				Power Plays	Penalties/Minutes	Game-Winning Goal	Goaltender (Saves-Shots)	Attn.			
		1	2	3	OT	F	1	2	3						OT	T	
11/5	PHI	1	1	0	-	2	5	17	6	-	28	1-3	5-10	MacEwen (2)	Hart (33-34)	16,722	
	OTT	1	0	0	-	1	11	10	13	-	34	0-5	3-6	Talbot (26-28)			
11/12	OTT	1	1	2	-	4	9	8	10	-	27	2-3	5-16	DeBrincat (1)	Talbot (37-38)	16,912	
	PHI	1	0	0	-	1	17	13	8	-	38	0-3	5-16	Hart (23-26)			
3/30	PHI	0	1	3	0	4	2	3	6	0	11	2-2	8-33		Sandstrom (41-46)	17,518	
	OTT	1	2	1	1	5	17	10	17	2	46	1-3	8-41	DeBrincat (6)	Talbot (7-11)		
TOTALS		Scoring By Period				Shots By Period				Power Plays (%)	Penalties/Minutes	Goaltenders (Record, Saves-Shots)					
	OTT	3	3	3	1	10	37	28	40	2	107	3-11 (27.3)	16-63	Talbot (2-1-0, 70-77)			
	PHI	2	2	3	0	7	24	33	20	0	77	3-8 (37.5)	18-59	Hart (1-1-0, 56-60); Sandstrom (0-0-1, 41-46)			

INDIVIDUAL SCORING:

FLYERS	GP	G	A	TP	+/-	PIM	PP	SH	OTTAWA	GP	G	A	TP	+/-	PIM	PP	SH
Kevin Hayes	3	2	1	3	-2	0	1	0	Claude Giroux	3	2	3	5	4	2	0	0
Tony DeAngelo	3	1	2	3	-1	5	1	0	Tim Stütze	3	2	3	5	3	0	0	0
Cam York	1	1	1	2	1	0	0	0	Brady Tkachuk	3	0	5	5	3	0	0	0
Travis Konecny	2	0	2	2	-1	5	0	0	Alex DeBrincat	3	3	0	3	0	5	2	0
Zack MacEwen	2	1	0	1	0	2	0	0	Thomas Chabot	2	1	0	1	2	2	0	0
Noah Cates	3	1	0	1	0	0	1	0	Austin Watson	3	1	0	1	0	7	0	0
Owen Tippett	3	1	0	1	-2	0	0	0	Shane Pinto	3	1	0	1	-1	2	1	0
Rasmus Ristolainen	2	0	1	1	-3	0	0	0	Tyler Kleven	1	0	1	1	1	0	0	0
Morgan Frost	3	0	1	1	1	0	0	0	Derick Brassard	3	0	1	1	0	0	0	0
Joel Farabee	3	0	1	1	0	7	0	0	Mathieu Joseph	3	0	1	1	0	2	0	0
Travis Sanheim	3	0	1	1	-3	4	0	0	Nick Holden	3	0	1	1	-1	0	0	0
Wade Allison	3	0	0	0	1	0	0	0	Erik Brannstrom	3	0	0	0	2	2	0	0
Nick Seeler	3	0	0	0	1	2	0	0	Jake Sanderson	3	0	0	0	1	0	0	0
Tanner Laczynski	3	0	0	0	-1	0	0	0	Travis Hamonic	3	0	0	0	0	0	0	0
Ivan Provorov	3	0	0	0	-1	2	0	0	Mark Kastelic	3	0	0	0	0	32	0	0
Nicolas Deslauriers	3	0	0	0	-2	22	0	0	Drake Batherson	3	0	0	0	-1	0	0	0
Scott Laughton	3	0	0	0	-2	4	0	0	Tyler Motte	2	0	0	0	0	0	0	0
Justin Braun	2	0	0	0	1	0	0	0	Parker Kelly	2	0	0	0	-1	0	0	0
Lukas Sedlak	2	0	0	0	0	2	0	0	Jacob Bernard-Docker	1	0	0	0	1	7	0	0
Kieffer Bellows	1	0	0	0	0	0	0	0	Patrick Brown	1	0	0	0	1	0	0	0
Brendan Lemieux	1	0	0	0	0	2	0	0	Dylan Gambrell	1	0	0	0	0	0	0	0
James van Riemsdyk	1	0	0	0	0	0	0	0	Nikita Zaitsev	1	0	0	0	0	2	0	0
Egor Zamula	1	0	0	0	-1	0	0	0	Artem Zub	1	0	0	0	-1	0	0	0

2023-24 MATCHUPS

Sat.	10/14	Canadian Tire Centre	1:00 P.M.
Sun.	1/21	Wells Fargo Center	1:00 P.M.
Sat.	3/2	Wells Fargo Center	7:00 P.M.

YEAR	OVERALL						HOME						ROAD					
	GP	W	L	T	OTL	PTS	GP	W	L	T	OTL	PTS	GP	W	L	T	OTL	PTS
1992-93	3	2	1	0	--	4	2	2	0	0	--	4	1	0	1	0	--	0
1993-94	4	3	0	1	--	7	2	2	0	0	--	4	2	1	0	1	--	3
1994-95	3	1	2	0	--	2	1	0	1	0	--	0	2	1	1	0	--	2
1995-96	4	4	0	0	--	8	2	2	0	0	--	4	2	2	0	0	--	4
1996-97	4	4	0	0	--	8	2	2	0	0	--	4	2	2	0	0	--	4
1997-98	4	4	0	0	--	8	2	2	0	0	--	4	2	2	0	0	--	4
1998-99	5	1	4	0	--	2	2	0	2	0	--	0	3	1	2	0	--	2
1999-00	4	0	2	2	0	2	2	0	1	1	0	1	2	0	1	1	0	1
2000-01	4	1	2	1	0	3	2	1	1	0	0	2	2	0	1	1	0	1
2001-02	4	1	2	1	0	3	2	0	1	1	0	1	2	1	1	0	0	2
2002-03	4	1	1	2	0	4	2	1	1	0	0	2	2	0	0	2	0	2
2003-04	4	1	2	1	0	3	2	1	1	0	0	2	2	0	1	1	0	1
2005-06	4	3	1	--	0	6	2	2	0	--	0	4	2	1	1	--	0	2
2006-07	4	0	3	--	1	1	2	0	1	--	1	1	2	0	2	--	0	0
2007-08	4	3	0	--	1	7	2	2	0	--	0	4	2	1	0	--	1	3
2008-09	4	1	2	--	1	3	2	1	1	--	0	2	2	0	1	--	1	1
2009-10	4	1	3	--	0	2	2	1	1	--	0	2	2	0	2	--	0	0
2010-11	4	2	2	--	0	4	2	2	0	--	0	4	2	0	2	--	0	0
2011-12	4	2	1	--	1	5	2	1	0	--	1	3	2	1	1	--	0	2
2012-13	3	2	1	--	0	4	2	1	1	--	0	2	1	1	0	--	0	2
2013-14	3	2	0	--	1	5	1	1	0	--	0	2	2	1	0	--	1	3
2014-15	3	1	1	--	1	3	2	1	1	--	0	2	1	0	0	--	1	1
2015-16	3	2	1	--	0	4	1	1	0	--	0	2	2	1	1	--	0	2
2016-17	3	2	0	--	1	5	2	1	0	--	1	3	1	1	0	--	0	2
2017-18	3	1	1	--	1	3	1	0	0	--	1	1	2	1	1	--	0	2
2018-19	3	2	1	--	0	4	2	1	1	--	0	2	1	1	0	--	0	2
2019-20	3	2	1	--	0	4	1	1	0	--	0	2	2	1	1	--	0	2
2020-21	Did Not Play						Did Not Play						Did Not Play					
2021-22	3	1	2	--	0	2	2	1	1	--	0	2	1	0	1	--	0	0
2022-23	3	1	1	--	1	3	1	0	1	--	0	0	2	1	0	--	1	3
TOTALS	105	51	37	8	9	119	52	30	16	2	4	66	53	21	21	6	5	53

FLYERS STREAKS VS. OTTAWA			
	OVERALL	HOME	AWAY
CURRENT STREAK	2 games, 11/12/22-3/30/23 (0-1-1)	2 games, 4/29/22-11/12/22 (0-2-0)	2 games, 11/5/22-3/30/23 (1-0-1)
ALL-TIME WIN STREAK	12 games, 10/29/95-1/3/98 (12-0-0)	6 games, 10/29/95-11/11/97 (6-0-0)	7 games, 3/16/95-1/3/98 (7-0-0)
ALL-TIME POINT STREAK	12 games, 10/29/95-1/3/98 (12-0-0)	6 games, 10/29/95-11/11/97 (6-0-0)	7 games, 3/16/95-1/3/98 (7-0-0)
ALL-TIME WINLESS STREAK	7 games, 2/20/99-10/17/00 (0-5-2)	5 games, 11/1/98-10/17/00 (0-4-1)	7 games, 2/19/08-4/5/11 (0-5-2)
ALL-TIME LOSING STREAK	3 games, 3x, last, 12/10/09-3/23/10 (0-3-0)	3 games, 11/1/98-10/2/99 (0-3-0)	4 games, 1/3/10-4/5/11 (0-4-0)
LAST WIN	Nov. 5, 2022 (2-1)	Dec. 18, 2021 (4-3 OT)	Nov. 5, 2022 (2-1)
LAST LOSS	Mar. 30, 2023 (5-4 OT)	Nov. 12, 2022 (4-1)	Mar. 30, 2023 (5-4 OT)



PITTSBURGH PENGUINS

FLYERS vs. PITTSBURGH PENGUINS

2022-23 Flyers Record: 0-3-0 (0-1-0 home, 0-2-0 road)

All-Time Flyers Record: 163-101-43 (103-37-12 home, 60-64-31 road)

Date	Opp.	Scoring By Period					Shots By Period			Power Plays	Penalties/ Minutes	Game-Winning Goal	Goaltender (Saves-Shots)	Attn.		
		1	2	3	OT	F	1	2	3						OT	T
11/25	PIT	2	2	0	-	4	15	9	5	-	29	0-3	4-11	Crosby (3) HART (17-21); Sandstrom (8-8)	*19,309	
	PHI	0	0	1	-	1	7	8	15	-	30	0-1	6-15			
3/11	PHI	1	0	0	-	1	14	7	11	-	32	0-3	3-8	Crosby (8) Hart (27-31) DeSmith (31-32)	*18,254	
	PIT	1	1	3	-	5	6	15	11	-	32	1-4	3-6			
4/2	PHI	0	0	2	-	2	7	13	13	-	33	0-5	6-12	Rust (2) Ersson (27-30) DeSmith (31-33)	*18,310	
	PIT	2	1	1	-	4	15	10	6	-	31	1-4	9-34			
TOTALS		Scoring By Period					Shots By Period			Power Plays (%)	Penalties/ Minutes	Goaltenders (Record, Saves-Shots)				
1	2	3	OT	F	T	1	2	3	OT			T	1-0-0	2-0-0	6-2-65	1-0-0
PIT	5	4	4	-	13	36	34	22	-	92	2-11 (18.2)	16-51	DeSmith (2-0-0, 62-65); Jarry (1-0-0, 29-30)			
PHI	1	0	3	-	4	28	28	39	-	95	0-9 (0.0)	15-35	Hart (0-2-0, 44-52); Sandstrom (0-0-0, 8-8); Ersson (0-1-0, 27-30)			

INDIVIDUAL SCORING:

FLYERS	GP	G	A	TP	+/-	PIM	PP	SH	PITTSBURGH	GP	G	A	TP	+/-	PIM	PP	SH
Nicolas Deslauriers	3	1	1	2	0	5	0	0	Sidney Crosby	3	2	2	4	3	2	1	0
Travis Konecny	1	1	0	1	-1	4	0	0	Ryan Poehling	2	3	0	3	1	2	0	0
Kevin Hayes	3	1	0	1	0	0	0	0	Rickard Rakell	3	3	0	3	2	0	1	0
Kieffer Bellows	3	1	0	1	-2	0	0	0	Mikael Granlund	2	1	2	3	3	4	0	0
James van Riemsdyk	2	0	1	1	0	0	0	0	Teddy Blueger	1	0	3	3	2	0	0	0
Tony DeAngelo	2	0	1	1	-3	0	0	0	Marcus Pettersson	2	0	3	3	4	7	0	0
Joel Farabee	3	0	1	1	-1	0	0	0	Brian Dumoulin	3	0	3	3	2	0	0	0
Travis Sanheim	3	0	1	1	-2	6	0	0	Evgeni Malkin	3	0	3	3	2	30	0	0
Morgan Frost	3	0	1	1	-3	0	0	0	Josh Archibald	3	1	1	2	3	0	0	0
Justin Braun	3	0	1	1	-1	0	0	0	Jake Guentzel	3	1	1	2	2	0	0	0
Ivan Provorov	3	0	0	0	-1	2	0	0	Kris Letang	3	0	2	2	6	0	0	0
Noah Cates	3	0	0	0	-3	2	0	0	Jeff Petry	3	0	2	2	0	0	0	0
Nick Seeler	3	0	0	0	-3	4	0	0	Jason Zucker	3	1	0	1	2	0	0	0
Owen Tippett	3	0	0	0	-3	0	0	0	Bryan Rust	3	1	0	1	1	2	0	0
Tanner Laczynski	2	0	0	0	0	0	0	0	Dmitry Kulikov	1	0	1	1	1	0	0	0
Scott Laughton	2	0	0	0	-2	2	0	0	Jan Rutta	2	0	1	1	1	0	0	0
Rasmus Ristolainen	2	0	0	0	-2	0	0	0	Jeff Carter	3	0	1	1	-1	0	0	0
Cam York	2	0	0	0	-2	4	0	0	Danton Heinen	3	0	0	0	-2	2	0	0
Patrick Brown	1	0	0	0	0	2	0	0	Drew O'Connor	2	0	0	0	2	0	0	0
Jackson Cates	1	0	0	0	0	0	0	0	Pierre-Olivier Joseph	2	0	0	0	0	0	0	0
Brendan Lemieux	1	0	0	0	0	0	0	0	Alex Nylander	1	0	0	0	1	0	0	0
Elliot Desnoyers	1	0	0	0	-1	0	0	0	Mark Friedman	1	0	0	0	0	0	0	0
Zack MacEwen	1	0	0	0	-1	0	0	0	Brock McGinn	1	0	0	0	0	2	0	0
Lukas Sedlak	1	0	0	0	-1	0	0	0	Chad Ruhwedel	1	0	0	0	0	0	0	0
Wade Allison	1	0	0	0	-2	0	0	0									
Tyson Foerster	1	0	0	0	-2	4	0	0									

2023-24 MATCHUPS

Sat.	12/2	PPG Paints Arena	7:00 P.M.
Mon.	12/4	Wells Fargo Center	7:00 P.M.
Mon.	1/8	Wells Fargo Center	7:00 P.M.
Sun.	2/25	PPG Paints Arena	3:30 P.M.

PITTSBURGH PENGUINS

YEAR	OVERALL						HOME						ROAD					
	GP	W	L	T	OTL	PTS	GP	W	L	T	OTL	PTS	GP	W	L	T	OTL	PTS
1967-68	10	3	4	3	--	9	5	3	2	0	--	6	5	0	2	3	--	3
1968-69	8	4	1	3	--	11	4	3	0	1	--	7	4	1	1	2	--	4
1969-70	8	1	5	2	--	4	4	1	2	1	--	3	4	0	3	1	--	1
1970-71	6	3	1	2	--	8	3	3	0	0	--	6	3	0	1	2	--	2
1971-72	6	2	3	1	--	5	3	2	0	1	--	5	3	0	3	0	--	0
1972-73	6	4	2	0	--	8	3	3	0	0	--	6	3	1	2	0	--	2
1973-74	5	3	2	0	--	6	3	2	1	0	--	4	2	1	1	0	--	2
1974-75	4	3	1	0	--	6	2	2	0	0	--	4	2	1	1	0	--	2
1975-76	4	3	0	1	--	7	2	2	0	0	--	4	2	1	0	1	--	3
1976-77	4	3	1	0	--	6	2	2	0	0	--	4	2	1	1	0	--	2
1977-78	4	3	0	1	--	7	2	1	0	1	--	3	2	2	0	0	--	4
1978-79	4	3	1	0	--	6	2	2	0	0	--	4	2	1	1	0	--	2
1979-80	4	3	0	1	--	7	2	1	0	1	--	3	2	2	0	0	--	4
1980-81	4	4	0	0	--	8	2	2	0	0	--	4	2	2	0	0	--	4
1981-82	8	5	2	1	--	11	4	4	0	0	--	8	4	1	2	1	--	3
1982-83	7	5	1	1	--	11	4	4	0	0	--	8	3	1	1	1	--	3
1983-84	7	7	0	0	--	14	3	3	0	0	--	6	4	4	0	0	--	8
1984-85	7	5	2	0	--	10	4	4	0	0	--	8	3	1	2	0	--	2
1985-86	7	6	0	1	--	13	3	3	0	0	--	6	4	3	0	1	--	7
1986-87	7	4	1	2	--	10	4	3	0	1	--	7	3	1	1	1	--	3
1987-88	7	5	2	0	--	10	3	3	0	0	--	6	4	2	2	0	--	4
1988-89	7	3	4	0	--	6	4	2	2	0	--	4	3	1	2	0	--	2
1989-90	7	4	3	0	--	8	3	2	1	0	--	4	4	2	2	0	--	4
1990-91	7	4	2	1	--	9	4	2	2	0	--	4	3	2	0	1	--	5
1991-92	7	0	5	2	--	2	3	0	2	1	--	1	4	0	3	1	--	1
1992-93	7	1	5	1	--	3	3	1	2	0	--	2	4	0	3	1	--	1
1993-94	4	1	2	1	--	3	2	1	1	0	--	2	2	0	1	1	--	1
1994-95	3	2	1	0	--	4	2	2	0	0	--	4	1	0	1	0	--	0
1995-96	4	2	2	0	--	4	2	2	0	0	--	4	2	0	2	0	--	0
1996-97	4	3	1	0	--	6	2	2	0	0	--	4	2	1	1	0	--	2
1997-98	4	2	2	0	--	4	2	2	0	0	--	4	2	0	2	0	--	0
1998-99	5	3	1	1	--	7	2	2	0	0	--	4	3	1	1	1	--	3
1999-00	5	4	0	1	0	9	3	3	0	0	0	6	2	1	0	1	0	3
2000-01	5	2	3	0	0	4	2	1	1	0	0	2	3	1	2	0	0	2
2001-02	5	3	1	1	0	7	3	3	0	0	0	6	2	0	1	1	0	1
2002-03	5	4	1	0	0	8	2	2	0	0	0	4	3	2	1	0	0	4
2003-04	6	2	1	3	0	7	3	1	1	1	0	3	3	1	0	2	0	4
2005-06	8	6	1	--	1	13	4	3	0	--	1	7	4	3	1	--	0	6
2006-07	8	0	6	--	2	2	4	0	3	--	1	1	4	0	3	--	1	1
2007-08	8	5	3	--	0	10	4	4	0	--	0	8	4	1	3	--	0	2
2008-09	6	2	2	--	2	6	3	1	2	--	0	2	3	1	0	--	2	4
2009-10	6	1	4	--	1	2	3	0	2	--	1	0	3	1	2	--	0	2
2010-11	6	4	1	--	1	9	3	1	1	--	1	3	3	3	0	--	0	6
2011-12	6	4	2	--	0	8	3	2	1	--	0	4	3	2	1	--	0	4
2012-13	4	1	2	--	1	3	2	0	2	--	0	0	2	1	0	--	1	3
2013-14	5	4	1	--	0	8	2	1	1	--	0	2	3	3	0	--	0	6
2014-15	4	4	0	--	0	8	2	2	0	--	0	4	2	2	0	--	0	4
2015-16	4	1	3	--	0	2	2	1	1	--	0	2	2	0	2	--	0	0
2016-17	4	2	2	--	0	4	2	1	1	--	0	2	2	1	1	--	0	2
2017-18	4	0	2	--	2	2	2	0	2	--	0	0	2	0	0	--	2	2
2018-19	4	3	1	--	0	6	2	1	1	--	0	2	2	2	0	--	0	4
2019-20	3	1	1	--	1	3	1	1	0	--	0	2	2	0	1	--	1	1
2020-21	8	5	3	--	0	10	4	3	1	--	0	6	4	2	2	--	0	4
2021-22	4	1	1	--	2	4	2	1	1	--	0	2	2	0	0	--	2	2
2022-23	3	0	3	--	0	0	1	0	1	--	0	0	2	0	2	--	0	0
TOTALS	307	163	101	30	13	369	152	103	37	8	4	218	155	60	64	22	9	151

FLYERS STREAKS VS. PITTSBURGH

	OVERALL	HOME	AWAY
CURRENT STREAK	3 games, 11/25/22-4/2/23 (0-3-0)	1 game, 11/25/22 (0-1-0)	4 games, 11/4/21-4/2/23 (0-2-2)
ALL-TIME WIN STREAK	11 games, 12/12/82-3/28/84 (11-0-0)	23 games, 2/17/80-1/29/87 (23-0-0)	5 games, 3x, last, 11/13/13-4/1/15 (5-0-0)
ALL-TIME POINT STREAK	13 games, 10/28/82-3/28/84 (12-0-1)	42 games, 2/7/74-12/8/88 (39-0-3)	8 games, 3/15/03-1/21/06 (6-0-2)
ALL-TIME WINLESS STREAK	14 games, 3/26/91-1/30/93 (0-9-5)	6 games, 2x, last, 1/13/09-10/16/10 (0-5-1)	14 games, 2x, last, 3/30/91-1/27/96 (0-10-4)
ALL-TIME LOSING STREAK	6 games, 10/5/06-1/13/07 (0-6-0)	3 games, 5x, last, 1/2/18-2/11/19 (0-3-0)	4 games, 3x, last, 3/12/06-12/13/06 (0-4-0)
LAST WIN	Apr. 24, 2022 (4-1)	Apr. 24, 2022 (4-1)	Apr. 15, 2021 (2-1 SO)
LAST LOSS	Apr. 2, 2023 (4-2)	Nov. 25, 2022 (4-1)	Apr. 2, 2023 (4-2)



SAN JOSE SHARKS

FLYERS vs. SAN JOSE SHARKS

2022-23 Flyers Record: 1-1-0 (0-1-0 home, 1-0-0 road)

All-Time Flyers Record: 18-19-12 (8-9-7 home, 10-10-5 road)

Date	Opp.	Scoring By Period				Shots By Period				Power Plays	Penalties/ Minutes	Game-Winning Goal	Goaltender (Saves-Shots)	Attn.		
		1	2	3	OT	F	1	2	3						OT	T
10/23	SJS	0	2	1	-	3	7	12	6	-	25	0-1	2-4	Karlsson (2)	Reimer (30-30)	14,512
	PHI	0	0	0	-	0	9	5	16	-	30	0-2	1-2	Sandstrom (22-24)		
12/29	PHI	1	0	2	1	4	9	10	6	1	26	0-1	3-6	DeAngelo (1)	Ersson (25-28)	*17,562
	SJS	1	1	1	0	3	12	11	5	0	28	1-3	1-2	Kahkonen (22-26)		
TOTALS		Scoring By Period				Shots By Period				Power Plays (%)	Penalties/ Minutes	Goaltenders (Record, Saves-Shots)				
1	2	3	OT	F	1	2	3	OT	T							
SJS	1	3	2	0	6	19	23	11	0	53	1-4 (25.0)	3-6	Reimer (1-0-0, 30-30); Kahkonen (0-0-1, 22-26)			
PHI	1	0	2	1	4	18	15	22	1	56	0-3 (0.0)	4-8	Sandstrom (0-1-0, 22-24); Ersson (1-0-0, 25-28)			

INDIVIDUAL SCORING:

FLYERS	GP	G	A	TP	+/-	PIM	PP	SH	SAN JOSE	GP	G	A	TP	+/-	PIM	PP	SH
Tony DeAngelo	2	1	2	3	1	0	0	0	Tomas Hertl	2	2	2	4	0	0	1	0
Travis Konecny	2	2	0	2	0	0	0	0	Erik Karlsson	2	1	2	3	3	0	0	0
Owen Tippett	1	1	1	2	0	0	0	0	Kevin Labanc	2	1	1	2	1	0	0	0
Scott Laughton	2	0	1	1	1	0	0	0	Logan Couture	2	0	2	2	0	0	0	0
Nick Seeler	2	0	1	1	0	0	0	0	Steven Lorentz	2	1	0	1	1	0	0	0
James van Riemsdyk	2	0	1	1	0	0	0	0	Nico Sturm	2	1	0	1	1	2	0	0
Ivan Provorov	2	0	1	1	-2	0	0	0	Luke Kunin	1	0	1	1	2	0	0	0
Noah Cates	2	0	0	0	1	0	0	0	Matt Nieto	2	0	1	1	2	0	0	0
Wade Allison	2	0	0	0	0	2	0	0	Jaycob Megna	2	0	1	1	0	0	0	0
Nicolas Deslauriers	2	0	0	0	0	0	0	0	Alexander Barabanov	2	0	1	1	-1	0	0	0
Kevin Hayes	2	0	0	0	0	0	0	0	Timo Meier	2	0	1	1	-2	0	0	0
Zack MacEwen	2	0	0	0	0	0	0	0	Mario Ferraro	2	0	0	0	1	4	0	0
Travis Sanheim	2	0	0	0	0	2	0	0	Oskar Lindblom	2	0	0	0	1	0	0	0
Joel Farabee	2	0	0	0	-1	2	0	0	Evgeny Svechnikov	2	0	0	0	0	0	0	0
Morgan Frost	2	0	0	0	-4	0	0	0	Marc-Edouard Vlasic	2	0	0	0	0	0	0	0
Patrick Brown	1	0	0	0	0	0	0	0	Radim Simek	2	0	0	0	-1	0	0	0
Rasmus Ristolainen	1	0	0	0	0	0	0	0	Matt Benning	1	0	0	0	1	0	0	0
Lukas Sedlak	1	0	0	0	0	0	0	0	Jonah Gadjovich	1	0	0	0	0	0	0	0
Egor Zamula	1	0	0	0	0	0	0	0	Noah Gregor	1	0	0	0	0	0	0	0
Justin Braun	1	0	0	0	-1	0	0	0	Nick Bonino	1	0	0	0	-1	0	0	0
Tanner Laczynski	1	0	0	0	-1	0	0	0	Scott Harrington	1	0	0	0	-1	0	0	0
Cam York	1	0	0	0	-1	2	0	0									

2023-24 MATCHUPS

Tue.		11/7	SAP Center	10:30 P.M.
Tue.		3/12	Wells Fargo Center	7:00 P.M.

YEAR	OVERALL						HOME						ROAD					
	GP	W	L	T	OTL	PTS	GP	W	L	T	OTL	PTS	GP	W	L	T	OTL	PTS
1991-92	3	2	1	0	--	4	1	1	0	0	--	2	2	1	1	0	--	2
1992-93	2	2	0	0	--	4	1	1	0	0	--	2	1	1	0	0	--	2
1993-94	2	1	1	0	--	2	1	0	1	0	--	0	1	1	0	0	--	2
1994-95	Did Not Play						Did Not Play						Did Not Play					
1995-96	2	2	0	0	--	4	1	1	0	0	--	2	1	1	0	0	--	2
1996-97	2	1	0	1	--	3	1	0	0	1	--	1	1	1	0	0	--	2
1997-98	2	1	1	0	--	2	1	0	1	0	--	0	1	1	0	0	--	2
1998-99	2	1	0	1	--	3	1	1	0	0	--	2	1	0	0	1	--	1
1999-00	2	2	0	0	0	4	1	1	0	0	0	2	1	1	0	0	0	2
2000-01	1	1	0	0	0	2	1	1	0	0	0	2	Did Not Play					
2001-02	1	0	1	0	0	0	Did Not Play						1	0	1	0	0	0
2002-03	2	0	1	1	0	1	1	0	0	1	0	1	1	0	1	0	0	0
2003-04	2	0	1	1	0	1	1	0	1	0	0	0	1	0	0	1	0	1
2005-06	Did Not Play						Did Not Play						Did Not Play					
2006-07	1	0	1	0	--	0	Did Not Play						1	0	1	--	0	0
2007-08	1	0	1	--	0	0	1	0	1	--	0	0	Did Not Play					
2008-09	2	0	0	--	2	2	1	0	0	--	1	1	1	0	0	--	1	1
2009-10	2	0	2	--	0	0	1	0	1	--	0	0	1	0	1	--	0	0
2010-11	1	0	0	--	1	1	1	0	0	--	1	1	Did Not Play					
2011-12	1	0	1	--	0	0	Did Not Play						1	0	1	--	0	0
2012-13	Did Not Play						Did Not Play						Did Not Play					
2013-14	2	1	1	--	0	2	1	0	1	--	0	0	1	1	0	--	0	2
2014-15	2	0	1	--	1	1	1	0	0	--	1	1	1	0	1	--	0	0
2015-16	2	0	1	--	1	1	1	0	0	--	1	1	1	0	1	--	0	0
2016-17	2	1	1	--	0	2	1	1	0	--	0	2	1	0	1	--	0	0
2017-18	2	1	1	--	0	2	1	0	1	--	0	0	1	1	0	--	0	2
2018-19	2	0	1	--	1	1	1	0	1	--	0	0	1	0	0	--	1	1
2019-20	2	1	1	--	0	2	1	1	0	--	0	2	1	0	1	--	0	0
2020-21	Did Not Play						Did Not Play						Did Not Play					
2021-22	2	0	0	--	2	2	1	0	0	--	1	1	1	0	0	--	1	1
2022-23	2	1	1	--	0	2	1	0	1	--	0	0	1	1	0	--	0	2
TOTALS	49	18	19	4	8	48	24	8	9	2	5	23	25	10	10	2	3	25

FLYERS STREAKS VS. SAN JOSE

	OVERALL	HOME	AWAY
CURRENT STREAK	1 game, 12/29/22 (1-0-0)	2 games, 1/8/22-10/23/22 (0-1-1)	2 games, 12/30/21-12/29/22 (1-0-1)
ALL-TIME WIN STREAK	3 games, 3x, last, 11/5/99-12/21/00 (3-0-0)	3 games, 10/20/98-12/21/00 (3-0-0)	6 games, 3/1/92-10/13/97 (6-0-0)
ALL-TIME POINT STREAK	10 games, 3/1/92-10/13/97 (8-0-2)	5 games, 10/31/91-11/16/96 (3-0-2)	8 games, 3/1/92-11/5/99 (7-0-1)
ALL-TIME WINLESS STREAK	13 games, 1/2/02-2/28/12 (0-8-5)	9 games, 11/21/02-11/19/15 (0-4-5)	7 games, 1/2/02-2/28/12 (0-5-2)
ALL-TIME LOSING STREAK	3 games, 2/16/04-2/21/08 (0-3-0)	2 games, 2x, last, 11/28/17-10/9/18 (0-2-0)	3 games, 12/2/14-12/30/16 (0-3-0)
LAST WIN	Dec. 29, 2022 (4-3 OT)	Feb. 25, 2020 (4-2)	Dec. 29, 2022 (4-3 OT)
LAST LOSS	Oct. 23, 2022 (3-0)	Oct. 23, 2022 (3-0)	Dec. 30, 2021 (3-2 OT)



SEATTLE KRAKEN

FLYERS vs. SEATTLE KRAKEN

2022-23 Flyers Record: 0-2-0 (0-1-0 home, 0-1-0 road)

All-Time Flyers Record: 2-2-0 (1-1-0 home, 1-1-0 road)

Date	Opp.	Scoring By Period				Shots By Period				Power Plays	Penalties/ Minutes	Game-Winning Goal	Goaltender (Saves-Shots)	Attn.		
		1	2	3	OT	F	1	2	3						OT	T
2/12	SEA	2	1	1	-	4	11	7	3	-	21	0-1	2-4	Schwartz (2)	Grubauer (15-18)	18,129
	PHI	1	1	1	-	3	4	6	8	-	18	1-2	1-2	Sandstrom (17-21)		
2/16	PHI	0	0	2	-	2	1	9	9	-	19	0-1	4-11	HART (15-19); Ersson (9-11)	*17,151	
	SEA	2	3	1	-	6	12	8	10	-	30	2-3	4-11	Grubauer (17-19)		
TOTALS		Scoring By Period				Shots By Period				Power Plays (%)	Penalties/ Minutes	Goaltenders (Record, Saves-Shots)				
1	2	3	OT	F	1	2	3	OT	T			Grubauer (2-0-0, 32-37)	Sandstrom (0-1-0, 17-21); Hart (0-1-0, 15-19); Ersson (0-0-0, 9-11)			
SEA	4	4	2	-	10	23	15	13	-	51	2-4 (50.0)	6-15				
PHI	1	1	3	-	5	5	15	17	-	37	1-3 (33.3)	5-13				

INDIVIDUAL SCORING:

FLYERS	GP	G	A	TP	+/-	PIM	PP	SH	SEATTLE	GP	G	A	TP	+/-	PIM	PP	SH
Travis Konecny	2	2	0	2	-1	2	0	0	Jordan Eberle	2	1	3	4	2	0	0	0
Owen Tippett	2	1	1	2	0	0	1	0	Yanni Gourde	2	2	1	3	3	0	1	0
Rasmus Ristolainen	2	0	2	2	2	0	0	0	Jaden Schwartz	2	2	1	3	1	0	0	0
Noah Cates	2	0	2	2	1	0	0	0	Eeli Tolvanen	2	1	1	2	2	0	0	0
Ivan Provorov	2	0	2	2	-1	0	0	0	Matty Beniers	2	1	1	2	1	0	0	0
Patrick Brown	2	1	0	1	1	2	0	1	Oliver Bjorkstrand	2	1	1	2	1	0	0	0
James van Riemsdyk	2	1	0	1	-1	0	0	0	Jared McCann	2	1	1	2	1	0	0	1
Morgan Frost	2	0	1	1	-2	0	0	0	Justin Schultz	2	1	1	2	1	0	1	0
Scott Laughton	2	0	1	1	-3	2	0	0	Alex Wennberg	2	0	2	2	2	0	0	0
Nicolas Deslauriers	2	0	0	0	1	5	0	0	Will Borgen	2	0	1	1	4	2	0	0
Travis Sanheim	2	0	0	0	1	0	0	0	Jamie Oleksiak	2	0	1	1	3	5	0	0
Cam York	2	0	0	0	-2	0	0	0	Carson Soucy	2	0	0	0	2	0	0	0
Wade Allison	2	0	0	0	-3	2	0	0	Brandon Tanev	2	0	0	0	1	0	0	0
Joel Farabee	2	0	0	0	-3	0	0	0	Adam Larsson	2	0	0	0	0	0	0	0
Kevin Hayes	2	0	0	0	-3	0	0	0	Ryan Donato	2	0	0	0	-1	6	0	0
Nick Seeler	2	0	0	0	-3	0	0	0	Vince Dunn	2	0	0	0	-1	2	0	0
Tony DeAngelo	2	0	0	0	-4	0	0	0	Morgan Geekie	2	0	0	0	-1	0	0	0
Olle Lycksell	1	0	0	0	0	0	0	0	John Hayden	1	0	0	0	0	0	0	0
Kieffer Bellows	1	0	0	0	-1	0	0	0	Daniel Sprong	1	0	0	0	-1	0	0	0

2023-24 MATCHUPS

Fri.	12/29	Climate Pledge Arena	10:00 P.M.
Sat.	2/10	Wells Fargo Center	7:00 P.M.

YEAR	OVERALL						HOME						ROAD					
	GP	W	L	T	OTL	PTS	GP	W	L	T	OTL	PTS	GP	W	L	T	OTL	PTS
2021-22	2	2	0	--	0	4	1	1	0	--	0	2	1	1	0	--	0	2
2022-23	2	0	2	--	0	0	1	0	1	--	0	0	1	0	1	--	0	0
TOTALS	4	2	2	0	0	4	2	1	1	0	0	2	2	1	1	0	0	2

FLYERS STREAKS VS. SEATTLE			
	OVERALL	HOME	AWAY
CURRENT STREAK	2 games, 2/12/23-2/16/23 (0-2-0)	1 game, 2/12/23 (0-1-0)	1 game, 2/16/23 (0-1-0)
ALL-TIME WIN STREAK	2 games, 10/18/21-12/29/21 (2-0-0)	1 game, 10/18/21 (1-0-0)	1 game, 12/29/21 (1-0-0)
ALL-TIME POINT STREAK	2 games, 10/18/21-12/29/21 (2-0-0)	1 game, 10/18/21 (1-0-0)	1 game, 12/29/21 (1-0-0)
ALL-TIME WINLESS STREAK	2 games, 2/12/23-2/16/23 (0-2-0)	1 game, 2/12/23 (0-1-0)	1 game, 2/16/23 (0-1-0)
ALL-TIME LOSING STREAK	2 games, 2/12/23-2/16/23 (0-2-0)	1 game, 2/12/23 (0-1-0)	1 game, 2/16/23 (0-1-0)
LAST WIN	Dec. 29, 2021 (3-2 OT)	Oct. 18, 2021 (6-1)	Dec. 29, 2021 (3-2 OT)
LAST LOSS	Feb. 16, 2023 (6-2)	Feb. 12, 2023 (4-3)	Feb. 16, 2023 (6-2)



ST. LOUIS BLUES

FLYERS vs. ST. LOUIS BLUES

2022-23 Flyers Record: 1-1-0 (1-0-0 home, 0-1-0 road)

All-Time Flyers Record: 92-46-20 (52-16-10 home, 40-30-10 road)

Date	Opp.	Scoring By Period				Shots By Period				Power Plays	Penalties/Minutes	Game-Winning Goal	Goaltender (Saves-Shots)	Attn.
		1	2	3	OT F	1	2	3	OT T					
11/8	STL	0	0	1	- 1	9	7	12	- 28	0-2	3-12	Konecny (2)	Greiss (30-35)	15,228
	PHI	0	3	2	- 5	18	9	8	- 35	0-1	4-14		Sandstrom (27-28)	
4/4	PHI	0	0	2	- 2	7	9	18	- 34	0-3	3-6	Faulk (3)	Ersson (28-31)	*18,096
	STL	1	2	1	- 4	10	12	10	- 32	0-3	3-6		Binnington (32-34)	
TOTALS		Scoring By Period				Shots By Period				Power Plays (%)	Penalties/Minutes	Goaltenders (Record, Saves-Shots)		
		1	2	3	OT F	1	2	3	OT T					
		STL	1	2	2	- 5	19	19	22	- 60	0-5 (0.0)	6-18	Greiss (0-1-0, 30-35); Binnington (1-0-0, 32-34)	
		PHI	0	3	4	- 7	25	18	26	- 69	0-4 (0.0)	7-20	Sandstrom (1-0-0, 27-28); Ersson (0-1-0, 28-31)	

INDIVIDUAL SCORING:

FLYERS	GP	G	A	TP	+/-	PIM	PP	SH	ST. LOUIS	GP	G	A	TP	+/-	PIM	PP	SH
Noah Cates	2	1	1	2	1	0	0	0	Justin Faulk	2	1	1	2	3	2	0	0
Travis Konecny	2	1	1	2	0	0	0	0	Alexey Toropchenko	2	1	1	2	1	0	0	0
Owen Tippett	2	1	1	2	0	2	0	0	Nick Leddy	2	0	2	2	-2	0	0	0
Scott Laughton	2	0	2	2	3	0	0	0	Tyler Pitlick	1	1	0	1	1	0	0	0
Nick Seeler	2	0	2	2	1	7	0	0	Ryan O'Reilly	1	1	0	1	0	0	0	0
Lukas Sedlak	1	1	0	1	1	0	0	0	Jordan Kyrou	2	1	0	1	-2	0	0	0
James van Riemsdyk	1	1	0	1	-1	0	0	0	Sammy Blais	1	0	1	1	1	0	0	0
Wade Allison	2	1	0	1	0	0	0	0	Nathan Walker	1	0	1	1	1	0	0	0
Morgan Frost	2	1	0	1	0	0	0	0	Ivan Barbashev	1	0	1	1	0	0	0	0
Cam York	1	0	1	1	-2	2	0	0	Brandon Saad	2	0	1	1	1	0	0	0
Travis Sanheim	2	0	1	1	2	0	0	0	Brayden Schenn	2	0	1	1	0	5	0	0
Joel Farabee	2	0	1	1	1	0	0	0	Logan Brown	2	0	0	0	0	2	0	0
Kevin Hayes	2	0	1	1	0	0	0	0	Jake Neighbours	2	0	0	0	-1	0	0	0
Ivan Provorov	2	0	1	1	0	2	0	0	Colton Parayko	2	0	0	0	-1	0	0	0
Rasmus Ristolainen	2	0	0	0	2	0	0	0	Torey Krug	2	0	0	0	-2	0	0	0
Nicolas Deslauriers	2	0	0	0	0	0	0	0	Calle Rosen	1	0	0	0	1	0	0	0
Tony DeAngelo	2	0	0	0	-1	0	0	0	Kasperii Kapanen	1	0	0	0	0	0	0	0
Justin Braun	1	0	0	0	1	0	0	0	Matthew Kessel	1	0	0	0	0	0	0	0
Zack MacEwen	1	0	0	0	1	7	0	0	Josh Leivo	1	0	0	0	0	0	0	0
Ronnie Attard	1	0	0	0	0	0	0	0	Noel Acciari	1	0	0	0	-1	0	0	0
Tanner Laczynski	1	0	0	0	0	0	0	0	Robert Bortuzzo	1	0	0	0	-1	5	0	0
Brendan Lemieux	1	0	0	0	-1	0	0	0	Vladimir Tarasenko	1	0	0	0	-1	2	0	0
									Jakub Vrana	1	0	0	0	-1	2	0	0
									Pavel Buchnevich	1	0	0	0	-2	0	0	0
									Niko Mikkola	1	0	0	0	-2	0	0	0
									Robert Thomas	1	0	0	0	-2	0	0	0

2023-24 MATCHUPS

Mon.	1/15	Enterprise Center	8:00 P.M.
Mon.	3/4	Wells Fargo Center	7:30 P.M.

YEAR	OVERALL						HOME						ROAD								
	GP	W	L	T	OTL	PTS	GP	W	L	T	OTL	PTS	GP	W	L	T	OTL	PTS			
1967-68	10	7	1	2	--	16	5	3	0	2	--	8	5	4	1	0	--	8			
1968-69	8	1	6	1	--	3	4	1	2	1	--	3	4	0	4	0	--	0			
1969-70	8	1	5	2	--	4	4	1	2	1	--	3	4	0	3	1	--	1			
1970-71	6	1	3	2	--	4	3	0	2	1	--	1	3	1	1	1	--	3			
1971-72	6	1	2	3	--	5	3	1	1	1	--	3	3	0	1	2	--	2			
1972-73	5	3	1	1	--	7	2	2	0	0	--	4	3	1	1	1	--	3			
1973-74	6	6	0	0	--	12	3	3	0	0	--	6	3	3	0	0	--	6			
1974-75	5	3	2	0	--	6	2	2	0	0	--	4	3	1	2	0	--	2			
1975-76	5	3	1	1	--	7	3	3	0	0	--	6	2	0	1	1	--	1			
1976-77	5	5	0	0	--	10	2	2	0	0	--	4	3	3	0	0	--	6			
1977-78	5	4	1	0	--	8	3	3	0	0	--	6	2	1	1	0	--	2			
1978-79	5	4	1	0	--	8	3	3	0	0	--	6	2	1	1	0	--	2			
1979-80	4	2	0	2	--	6	2	1	0	1	--	3	2	1	0	1	--	3			
1980-81	4	3	0	1	--	7	2	1	0	1	--	3	2	2	0	0	--	4			
1981-82	3	3	0	0	--	6	1	1	0	0	--	2	2	2	0	0	--	4			
1982-83	3	3	0	0	--	6	2	2	0	0	--	4	1	1	0	0	--	2			
1983-84	3	1	2	0	--	2	1	1	0	0	--	2	2	0	2	0	--	0			
1984-85	3	3	0	0	--	6	2	2	0	0	--	4	1	1	0	0	--	2			
1985-86	3	2	1	0	--	4	1	1	0	0	--	2	2	1	1	0	--	2			
1986-87	3	3	0	0	--	6	2	2	0	0	--	4	1	1	0	0	--	2			
1987-88	3	2	1	0	--	4	1	1	0	0	--	2	2	1	1	0	--	2			
1988-89	3	0	3	0	--	0	2	0	2	0	--	0	1	0	1	0	--	0			
1989-90	3	2	1	0	--	4	1	1	0	0	--	2	2	1	1	0	--	2			
1990-91	3	1	1	1	--	3	2	0	1	1	--	1	1	1	0	0	--	2			
1991-92	2	2	0	0	--	4	1	1	0	0	--	2	1	1	0	0	--	2			
1992-93	2	1	1	0	--	2	1	1	0	0	--	2	1	0	1	0	--	0			
1993-94	2	2	0	0	--	4	1	1	0	0	--	2	1	1	0	0	--	2			
1994-95		Did Not Play					Did Not Play					Did Not Play									
1995-96	2	1	0	1	--	3	1	0	0	1	--	1	1	1	0	0	--	2			
1996-97	2	1	1	0	--	2	1	1	0	0	--	2	1	0	1	0	--	0			
1997-98	2	1	1	0	--	2	1	0	1	0	--	0	1	1	0	0	--	2			
1998-99	2	1	1	0	--	2	1	1	0	0	--	2	1	0	1	0	--	0			
1999-00	2	1	1	0	0	2	1	1	0	0	0	2	1	0	1	0	0	0	0		
2000-01	2	2	0	0	0	4	1	1	0	0	0	2	1	1	0	0	0	0	2		
2001-02	2	2	0	0	0	4	1	1	0	0	0	2	1	1	0	0	0	0	2		
2002-03	2	1	1	0	0	2	1	0	1	0	0	0	1	1	0	0	0	0	2		
2003-04	1	1	0	0	0	2			Did Not Play				1	1	0	0	0	0	2		
2005-06	1	1	0	0	--	2			Did Not Play				1	1	0	--	0	0	2		
2006-07	1	1	0	--	0	2	1	1	0	--	0	2				Did Not Play					
2007-08		Did Not Play							Did Not Play					Did Not Play							
2008-09	1	0	1	--	0	0			Did Not Play				1	0	1	--	0	0	0		
2009-10	1	1	0	--	0	2	1	1	0	--	0	2			Did Not Play						
2010-11	1	0	0	--	1	1			Did Not Play				1	0	0	--	1	1	1		
2011-12	1	0	1	--	0	0	1	0	1	--	0	0			Did Not Play						
2012-13		Did Not Play							Did Not Play					Did Not Play							
2013-14	2	1	0	--	1	3	1	1	0	--	0	2	1	0	0	--	1	1	1		
2014-15	2	1	0	--	1	3	1	1	0	--	0	2	1	0	0	--	1	1	1		
2015-16	2	2	0	--	0	4	1	1	0	--	0	2	1	1	0	--	0	2	2		
2016-17	2	0	2	--	0	0	1	0	1	--	0	0	1	0	1	--	0	0	0		
2017-18	2	2	0	--	0	4	1	1	0	--	0	2	1	1	0	--	0	2	2		
2018-19	2	0	2	--	0	0	1	0	1	--	0	0	1	0	1	--	0	0	0		
2019-20	1	1	0	--	0	2			Did Not Play				1	1	0	--	0	0	2		
2020-21		Did Not Play							Did Not Play					Did Not Play							
2021-22	2	1	1	--	0	2	1	0	1	--	0	0	1	1	0	--	0	0	2		
2022-23	2	1	1	--	0	2	1	1	0	--	0	2	1	0	1	--	0	0	0		
TOTALS	158	92	46	17	3	204	78	52	16	10	0	114	80	40	30	7	3	90			

FLYERS STREAKS VS. ST. LOUIS			
	OVERALL	HOME	AWAY
CURRENT STREAK	1 game, 4/4/23 (0-1-0)	1 game, 11/8/22 (1-0-0)	1 game, 4/4/23 (0-1-0)
ALL-TIME WIN STREAK	8 games, 2/20/73-3/27/74 (8-0-0)	20 games, 3/4/72-11/1/79 (20-0-0)	6 games, 1/22/80-1/1/83 (6-0-0)
ALL-TIME POINT STREAK	16 games, 3/18/79-2/10/83 (13-0-3)	34 games, 2/6/72-1/7/88 (31-0-3)	8 games, 3/31/79-1/1/83 (7-0-1)
ALL-TIME WINLESS STREAK	8 games, 12/13/70-2/6/72 (0-3-5)	6 games, 4/2/70-2/6/72 (0-4-2)	9 games, 3/27/68-3/12/70 (0-8-1)
ALL-TIME LOSING STREAK	3 games, 4x, last, 3/12/70-11/15/70 (0-3-0)	2 games, 3x, last, 1/7/19-2/22/22 (0-2-0)	7 games, 3/27/68-12/20/69 (0-7-0)
LAST WIN	Nov. 8, 2022 (5-1)	Nov. 8, 2022 (5-1)	Mar. 24, 2022 (5-2)
LAST LOSS	Apr. 4, 2023 (4-2)	Feb. 22, 2022 (4-1)	Apr. 4, 2023 (4-2)



TAMPA BAY LIGHTNING

FLYERS vs. TAMPA BAY LIGHTNING

2022-23 Flyers Record: 1-2-0 (0-1-0 home, 1-1-0 road)

All-Time Flyers Record: 48-44-16 (23-19-11 home, 25-25-5 road)

Date	Opp.	Scoring By Period				Shots By Period				Power Plays	Penalties/Minutes	Game-Winning Goal	Goaltender (Saves-Shots)	Attn.	
		1	2	3	OT F	1	2	3	OT T						
10/18	PHI	0	1	2	- 3	6	10	8	- 24	1-2	5-16	N. Cates (1)	Hart (36-38)	*19,092	
	TBL	0	2	0	- 2	10	17	11	- 38	2-3	4-14	Vasilevskiy (21-24)			
12/1	TBL	1	2	1	- 4	7	17	3	- 27	1-3	3-6	Paul (2)	Vasilevskiy (21-22)	17,867	
	PHI	0	0	1	- 1	9	2	11	- 22	0-3	3-6	Hart (23-27)			
3/7	PHI	1	1	0	- 2	7	16	12	- 35	0-3	6-23	Hart (34-39)		*19,092	
	TBL	1	3	1	- 5	15	11	13	- 39	3-6	3-6	Colton (3)	Vasilevskiy (33-35)		
TOTALS		Scoring By Period				Shots By Period				Power Plays (%)	Penalties/Minutes	Goaltenders (Record, Saves-Shots)			
		1	2	3	OT F	1	2	3	OT T						
TBL		2	7	2	- 11	32	45	27	- 104	6-12 (50.0)	10-26	Vasilevskiy (2-1-0, 75-81)			
PHI		1	2	3	- 6	22	28	31	- 81	1-8 (12.5)	14-45	Hart (1-2-0, 93-104)			

INDIVIDUAL SCORING:

FLYERS	GP	G	A	TP	+/-	PIM	PP	SH	TAMPA BAY	GP	G	A	TP	+/-	PIM	PP	SH
Morgan Frost	3	1	1	2	0	0	0	0	Nikita Kucherov	3	2	3	5	-2	0	2	0
Tony DeAngelo	3	0	2	2	0	15	0	0	Alex Killorn	3	2	2	4	3	4	1	0
Brendan Lemieux	1	1	0	1	-1	0	0	0	Nicholas Paul	3	2	1	3	3	2	1	0
Travis Konecny	2	1	0	1	1	2	0	0	Steven Stamkos	3	2	1	3	0	4	2	0
James van Riemsdyk	2	1	0	1	1	2	1	0	Ross Colton	3	2	0	2	0	0	0	0
Noah Cates	3	1	0	1	2	0	0	0	Ian Cole	3	1	1	2	3	4	0	0
Scott Laughton	3	1	0	1	2	0	0	0	Mikhail Sergachev	3	0	2	2	0	2	0	0
Cam York	1	0	1	1	0	0	0	0	Corey Perry	3	0	2	2	-2	5	0	0
Owen Tippett	2	0	1	1	0	0	0	0	Anthony Cirelli	1	0	1	1	1	0	0	0
Egor Zamula	2	0	1	1	0	0	0	0	Tanner Jeannot	1	0	1	1	1	0	0	0
Rasmus Ristolainen	2	0	1	1	-1	2	0	0	Victor Hedman	2	0	1	1	0	0	0	0
Joel Farabee	3	0	1	1	0	4	0	0	Vladislav Namestnikov	2	0	1	1	-1	0	0	0
Travis Sanheim	3	0	1	1	0	4	0	0	Erik Cernak	3	0	1	1	1	0	0	0
Kevin Hayes	3	0	1	1	-1	0	0	0	Brandon Hagel	3	0	1	1	0	0	0	0
Ivan Provorov	3	0	0	0	1	0	0	0	Brayden Point	3	0	1	1	-2	0	0	0
Nick Seeler	3	0	0	0	0	0	0	0	Pat Maroon	3	0	0	0	0	5	0	0
Nicolas Deslauriers	3	0	0	0	-2	5	0	0	Nick Perbix	3	0	0	0	-1	0	0	0
Tanner Laczynski	3	0	0	0	-2	0	0	0	Pierre-Edouard Bellemare	2	0	0	0	0	0	0	0
Wade Allison	2	0	0	0	1	0	0	0	Haydn Fleury	2	0	0	0	-1	0	0	0
Justin Braun	2	0	0	0	0	5	0	0	Zach Bogosian	2	0	0	0	-2	0	0	0
Zack MacEwen	2	0	0	0	0	6	0	0	Cal Foote	1	0	0	0	0	0	0	0
Jackson Cates	1	0	0	0	0	0	0	0	Cole Koepke	1	0	0	0	0	0	0	0
Max Willman	1	0	0	0	0	0	0	0	Michael Eyssimont	1	0	0	0	-1	0	0	0
Lukas Sedlak	1	0	0	0	-1	0	0	0									

2023-24 MATCHUPS

Tue.		1/23	Wells Fargo Center	7:00 P.M.
Tue.		2/27	Wells Fargo Center	7:00 P.M.
Sat.		3/9	Amalie Arena	7:00 P.M.

YEAR	OVERALL						HOME						ROAD					
	GP	W	L	T	OTL	PTS	GP	W	L	T	OTL	PTS	GP	W	L	T	OTL	PTS
1992-93	2	1	1	0	--	2	1	1	0	0	--	2	1	0	1	0	--	0
1993-94	5	3	1	1	--	7	2	1	0	1	--	3	3	2	1	0	--	4
1994-95	4	4	0	0	--	8	2	2	0	0	--	4	2	2	0	0	--	4
1995-96	5	2	1	2	--	6	3	1	0	2	--	4	2	1	1	0	--	2
1996-97	5	2	2	1	--	5	2	0	1	1	--	1	3	2	1	0	--	4
1997-98	6	5	0	1	--	11	3	3	0	0	--	6	3	2	0	1	--	5
1998-99	4	2	1	1	--	5	2	1	0	1	--	3	2	1	1	0	--	2
1999-00	4	3	1	0	0	6	2	2	0	0	0	4	2	1	1	0	0	2
2000-01	4	2	1	1	0	5	2	1	0	1	0	3	2	1	1	0	0	2
2001-02	4	3	0	1	0	7	2	1	0	1	0	3	2	2	0	0	0	4
2002-03	4	3	1	0	0	6	2	1	1	0	0	2	2	2	0	0	0	4
2003-04	4	0	3	0	1	1	2	0	1	0	1	1	2	0	2	0	0	0
2005-06	4	0	4	--	0	0	2	0	2	--	0	0	2	0	2	0	0	0
2006-07	4	1	2	--	1	3	2	0	1	--	1	1	2	1	1	--	0	2
2007-08	4	2	2	--	0	4	2	1	1	--	0	2	2	1	1	--	0	2
2008-09	4	2	2	--	0	4	2	1	1	--	0	2	2	1	1	--	0	2
2009-10	4	4	0	--	0	8	2	2	0	--	0	4	2	2	0	--	0	4
2010-11	4	1	3	--	0	2	2	0	2	--	0	0	2	1	1	--	0	2
2011-12	4	1	2	--	1	3	2	1	1	--	0	2	2	0	1	--	1	1
2012-13	3	1	2	--	0	2	1	1	0	--	0	2	2	0	2	--	0	0
2013-14	3	0	3	--	0	0	1	0	1	--	0	0	2	0	2	--	0	0
2014-15	3	1	2	--	0	2	2	1	1	--	0	2	1	0	1	--	0	0
2015-16	3	2	0	--	1	5	1	1	0	--	0	2	2	1	0	--	1	3
2016-17	3	1	2	--	0	2	2	1	1	--	0	2	1	0	1	--	0	0
2017-18	3	1	1	--	1	3	1	0	1	--	0	0	2	1	0	--	1	3
2018-19	3	0	1	--	2	2	2	0	1	--	1	1	1	0	0	--	1	1
2019-20	2	0	2	--	0	0	1	0	1	--	0	0	1	0	1	--	0	0
2020-21	Did Not Play						Did Not Play						Did Not Play					
2021-22	3	0	2	--	1	1	2	0	1	--	1	1	1	0	1	--	0	0
2022-23	3	1	2	--	0	2	1	0	1	--	0	0	2	1	1	--	0	2
TOTALS	108	48	44	8	8	112	53	23	19	7	4	57	55	25	1	4	55	

FLYERS STREAKS VS. TAMPA BAY

	OVERALL	HOME	AWAY
CURRENT STREAK	2 games, 12/1/22-3/7/23 (0-2-0)	7 games, 1/25/18-12/1/22 (0-5-2)	1 game, 3/7/23 (0-1-0)
ALL-TIME WIN STREAK	5 games, 1/30/09-3/2/10 (5-0-0)	4 games, 1/30/99-12/6/00 (4-0-0)	5 games, 1/12/01-4/4/03 (5-0-0)
ALL-TIME POINT STREAK	10 games, 4/1/97-1/30/99 (7-0-3)	13 games, 4/1/97-1/18/03 (9-0-4)	5 games, 1/12/01-4/4/03 (5-0-0)
ALL-TIME WINLESS STREAK	10 games, 2x, last, 1/25/18-12/5/21 (0-6-4)	8 games, 1/28/03-2/14/08 (0-6-2)	8 games, 11/9/11-10/8/15 (0-6-2)
ALL-TIME LOSING STREAK	9 games, 1/3/04-11/2/06 (0-9-0)	4 games, 2/2/04-11/2/06 (0-4-0)	6 games, 12/27/11-10/30/14 (0-6-0)
LAST WIN	Oct. 18, 2022 (3-2)	Jan. 7, 2017 (4-2)	Oct. 18, 2022 (3-2)
LAST LOSS	Mar. 7, 2023 (5-2)	Dec. 1, 2022 (4-1)	Mar. 7, 2023 (5-2)



TORONTO MAPLE LEAFS

FLYERS vs. TORONTO MAPLE LEAFS

2022-23 Flyers Record: 0-3-0 (0-1-0 home, 0-2-0 road)

All-Time Flyers Record: 100-65-27 (58-28-10 home, 42-37-17 road)

Date	Opp.	Scoring By Period					Shots By Period					Power Plays	Penalties/ Minutes	Game-Winning Goal	Goaltender (Saves-Shots)	Attn.
		1	2	3	OT	F	1	2	3	OT	T					
11/2	PHI	1	0	1	-	2	6	9	10	-	25	1-6	10-39	Aston-Reese (1)	Sandstrom (39-44)	18,437
	TOR	2	0	3	-	5	17	13	14	-	44	2-5	10-31		Samsonov (23-25)	
12/22	PHI	1	0	2	-	3	3	5	11	-	19	1-5	6-12	Nylander (2)	Hart (30-34)	*18,908
	TOR	0	2	2	-	4	11	15	8	-	34	1-4	6-12		Samsonov (16-19)	
1/8	TOR	2	3	1	-	6	12	12	11	-	35	1-2	5-10	Timmins (1)	Murray (34-36)	17,862
	PHI	1	1	0	-	2	11	14	11	-	36	0-4	3-6		Hart (29-35)	
TOTALS		1	2	3	OT	F	1	2	3	OT	T	Plays (%)	Minutes	Goaltenders (Record, Saves-Shots)		
TOR		4	5	6	-	15	40	40	33	-	113	4-11 (36.4)	21-53	Samsonov (2-0-0, 39-44); Murray (1-0-0, 34-36)		
PHI		3	1	3	-	7	20	28	32	-	80	2-15 (13.3)	19-57	Hart (0-2-0, 59-69); Sandstrom (0-1-0, 39-44)		

INDIVIDUAL SCORING:

FLYERS	GP	G	A	TP	+/-	PIM	PP	SH	TORONTO	GP	G	A	TP	+/-	PIM	PP	SH
Travis Konecny	3	1	4	5	0	20	0	0	John Tavares	3	4	4	8	4	2	1	0
Joel Farabee	3	2	0	2	-1	4	0	0	Mitchell Marner	3	1	6	7	2	0	1	0
Tony DeAngelo	3	1	1	2	-1	10	1	0	Calle Jarnkrok	3	2	2	4	4	0	0	0
Morgan Frost	2	1	0	1	0	2	0	0	Auston Matthews	3	2	2	4	2	4	2	0
Nicolas Deslauriers	3	1	0	1	-2	6	0	0	William Nylander	3	1	3	4	4	6	0	0
Owen Tippett	3	1	0	1	-3	0	1	0	Zach Aston-Reese	3	2	0	2	1	0	0	0
Patrick Brown	2	0	1	1	-1	0	0	0	Conor Timmins	2	1	1	2	1	0	0	0
James van Riemsdyk	2	0	1	1	-2	0	0	0	Morgan Rielly	2	0	2	2	2	0	0	0
Kevin Hayes	3	0	1	1	0	5	0	0	Timothy Liljegren	2	1	0	1	1	2	0	1
Scott Laughton	3	0	1	1	-4	0	0	0	Michael Bunting	3	1	0	1	2	12	0	0
Travis Sanheim	3	0	1	1	-6	0	0	0	Denis Malgin	1	0	1	1	1	2	0	0
Wade Allison	3	0	0	0	0	2	0	0	Victor Mete	1	0	1	1	1	2	0	0
Ivan Provorov	3	0	0	0	-1	0	0	0	Mark Giordano	3	0	1	1	4	15	0	0
Zack MacEwen	3	0	0	0	-2	2	0	0	Justin Holl	3	0	1	1	4	0	0	0
Rasmus Ristolainen	3	0	0	0	-2	4	0	0	David Kampf	3	0	1	1	0	0	0	0
Noah Cates	3	0	0	0	-3	0	0	0	Pierre Engvall	3	0	1	1	-1	0	0	0
Cam York	2	0	0	0	-1	0	0	0	Pontus Holmberg	3	0	1	1	-1	2	0	0
Nick Seeler	2	0	0	0	-2	2	0	0	Alexander Kerfoot	3	0	0	0	0	0	0	0
Justin Braun	1	0	0	0	1	0	0	0	TJ Brodie	2	0	0	0	-1	0	0	0
Egor Zamula	1	0	0	0	1	0	0	0	Rasmus Sandin	2	0	0	0	-2	0	0	0
Kieffer Bellows	1	0	0	0	0	0	0	0	Jordie Benn	1	0	0	0	1	4	0	0
Tanner Laczynski	1	0	0	0	0	0	0	0	Wayne Simmonds	1	0	0	0	1	2	0	0
Lukas Sedlak	1	0	0	0	-1	0	0	0	Joey Anderson	1	0	0	0	-1	0	0	0

2023-24 MATCHUPS

Thu.	2/15	Scotiabank Arena	7:00 P.M.
Thu.	3/14	Wells Fargo Center	7:00 P.M.
Tue.	3/19	Wells Fargo Center	7:00 P.M.



VANCOUVER CANUCKS

FLYERS vs. VANCOUVER CANUCKS

2022-23 Flyers Record: 1-1-0 (1-0-0 home, 0-1-0 road)

All-Time Flyers Record: 78-36-15 (43-21-2 home, 35-15-13 road)

Date	Opp.	Scoring By Period				Shots By Period				Power Plays	Penalties/ Minutes	Game-Winning Goal	Goaltender (Saves-Shots)		Attn.
		1	2	3	OT F	1	2	3	OT T						
10/15	VAN	2	0	0	- 2	4	13	13	- 30	0-5	7-17	Konecny (1)	Demko (28-31)		14,837
	PHI	0	2	1	- 3	14	9	8	- 31	1-5	7-17		Hart (28-30)		
2/18	PHI	1	1	0	- 2	10	12	15	- 37	1-2	2-4	Beauvillier (4)	Hart (17-21)		18,799
	VAN	1	2	3	- 6	11	4	8	- 23	1-2	2-4		Silovs (35-37)		
TOTALS		Scoring By Period				Shots By Period				Power Plays (%)	Penalties/ Minutes	Goaltenders (Record, Saves-Shots)			
1	2	3	OT F	1	2	3	OT T								
VAN	3	2	3	- 8	15	17	21	- 53	1-7 (14.3)	9-21	Demko (0-1-0, 28-31); Silovs (1-0-0, 35-37)				
PHI	1	3	1	- 5	24	21	23	- 68	2-7 (28.6)	9-21	Hart (1-1-0, 45-51)				

INDIVIDUAL SCORING:

FLYERS	GP	G	A	TP	+/-	PIM	PP	SH	VANCOUVER	GP	G	A	TP	+/-	PIM	PP	SH
Travis Konecny	2	1	2	3	-1	2	0	0	Elias Pettersson	2	2	3	5	3	0	0	2
Scott Laughton	2	2	0	2	1	2	0	1	Luke Schenn	2	0	4	4	6	4	0	0
Tony DeAngelo	2	1	0	1	-1	0	1	0	Anthony Beauvillier	1	2	0	2	1	0	1	0
Morgan Frost	2	1	0	1	-3	0	1	0	J.T. Miller	2	0	2	2	1	2	0	0
Patrick Brown	1	0	1	1	1	0	0	0	Brock Boeser	2	0	2	2	0	0	0	0
Rasmus Ristolainen	1	0	1	1	-3	0	0	0	Kyle Burroughs	1	1	0	1	1	5	0	0
Justin Braun	2	0	1	1	1	2	0	0	Phillip Di Giuseppe	1	1	0	1	0	0	2	0
Ivan Provorov	2	0	1	1	-1	2	0	0	Conor Garland	2	1	0	1	2	0	0	0
James van Riemsdyk	2	0	1	1	-1	4	0	0	Andrei Kuzmenko	2	1	0	1	1	0	0	0
Kevin Hayes	2	0	1	1	-5	0	0	0	Ethan Bear	1	0	1	1	1	0	0	0
Nicolas Deslauriers	2	0	0	0	0	5	0	0	Tanner Pearson	1	0	1	1	0	2	0	0
Joel Farabee	2	0	0	0	0	0	0	0	Vasily Podkolzin	2	0	1	1	1	0	0	0
Wade Allison	2	0	0	0	-1	2	0	0	Quinn Hughes	2	0	1	1	-1	0	0	0
Noah Cates	2	0	0	0	-1	0	0	0	Nils Aman	2	0	0	0	0	0	0	0
Travis Sanheim	2	0	0	0	-1	0	0	0	Dakota Joshua	2	0	0	0	0	0	0	0
Nick Seeler	2	0	0	0	-1	0	0	0	Riley Stillman	2	0	0	0	0	2	0	0
Jackson Cates	1	0	0	0	0	0	0	0	Christian Wolanin	1	0	0	0	3	0	0	0
Olle Lycksell	1	0	0	0	0	2	0	0	Sheldon Dries	1	0	0	0	0	0	0	0
Tanner Laczynski	1	0	0	0	-1	0	0	0	Nils Hoglander	1	0	0	0	0	2	0	0
Cam York	1	0	0	0	-1	0	0	0	Bo Horvat	1	0	0	0	0	0	0	0
Egor Zamula	1	0	0	0	-1	0	0	0	Curtis Lazar	1	0	0	0	0	0	0	0
Owen Tippett	1	0	0	0	-4	0	0	0	Tyler Myers	1	0	0	0	0	0	0	0
									Tucker Poolman	1	0	0	0	0	0	0	0
									Jack Studnicka	1	0	0	0	0	0	0	0
									Oliver Ekman-Larsson	1	0	0	0	-1	0	0	0

2023-24 MATCHUPS

Tue.	10/17	Wells Fargo Center	7:00 P.M.
Thu.	12/28	Rogers Arena	10:00 P.M.

VANCOUVER CANUCKS



YEAR	OVERALL						HOME						ROAD					
	GP	W	L	T	OTL	PTS	GP	W	L	T	OTL	PTS	GP	W	L	T	OTL	PTS
1970-71	6	4	2	0	--	8	3	3	0	0	--	6	3	1	2	0	--	2
1971-72	6	5	1	0	--	10	3	3	0	0	--	6	3	2	1	0	--	4
1972-73	5	4	0	1	--	9	3	3	0	0	--	6	2	1	0	1	--	3
1973-74	5	3	1	1	--	7	2	2	0	0	--	4	3	1	1	1	--	3
1974-75	5	4	1	0	--	8	2	1	1	0	--	2	3	3	0	0	--	6
1975-76	5	4	0	1	--	9	3	3	0	0	--	6	2	1	0	1	--	3
1976-77	5	4	0	1	--	9	3	3	0	0	--	6	2	1	0	1	--	3
1977-78	5	5	0	0	--	10	2	2	0	0	--	4	3	3	0	0	--	6
1978-79	4	2	1	1	--	5	2	1	1	0	--	2	2	1	0	1	--	3
1979-80	4	3	1	0	--	6	2	1	1	0	--	2	2	2	0	0	--	4
1980-81	4	1	2	1	--	3	2	1	1	0	--	2	2	0	1	1	--	1
1981-82	3	0	2	1	--	1	1	0	1	0	--	0	2	0	1	1	--	1
1982-83	3	1	1	1	--	3	2	1	1	0	--	2	1	0	0	1	--	1
1983-84	3	1	2	0	--	2	1	0	1	0	--	0	2	1	1	0	--	2
1984-85	3	3	0	0	--	6	2	2	0	0	--	4	1	1	0	0	--	2
1985-86	3	2	1	0	--	4	1	1	0	0	--	2	2	1	1	0	--	2
1986-87	3	2	1	0	--	4	2	2	0	0	--	4	1	0	1	0	--	0
1987-88	3	2	1	0	--	4	1	0	1	0	--	0	2	2	0	0	--	4
1988-89	3	0	3	0	--	0	2	0	2	0	--	0	1	0	1	0	--	0
1989-90	3	0	1	2	--	2	1	0	1	0	--	0	2	0	0	2	--	2
1990-91	3	2	1	0	--	4	2	1	1	0	--	2	1	1	0	0	--	2
1991-92	2	0	1	1	--	1	1	0	1	0	--	0	1	0	0	1	--	1
1992-93	2	1	0	1	--	3	1	0	0	1	--	1	1	1	0	0	--	2
1993-94	2	1	1	0	--	2	1	0	1	0	--	0	1	1	0	0	--	2
1994-95	Did Not Play						Did Not Play						Did Not Play					
1995-96	2	1	0	1	--	3	1	1	0	0	--	2	1	0	0	1	--	1
1996-97	2	2	0	0	--	4	1	1	0	0	--	2	1	1	0	0	--	2
1997-98	2	2	0	0	--	4	1	1	0	0	--	2	1	1	0	0	--	2
1998-99	2	2	0	0	--	4	1	1	0	0	--	2	1	1	0	0	--	2
1999-00	2	1	1	0	0	2	1	0	1	0	0	0	1	1	0	0	0	2
2000-01	1	1	0	0	0	2	1	1	0	0	0	2	Did Not Play					
2001-02	2	1	1	0	0	2	1	0	1	0	0	0	1	1	0	0	0	2
2002-03	1	1	0	0	0	2	1	1	0	0	0	2	Did Not Play					
2003-04	1	1	0	0	0	2	1	1	0	0	0	2	Did Not Play					
2005-06	1	0	1	--	0	0	1	0	1	--	0	0	Did Not Play					
2006-07	Did Not Play						Did Not Play						Did Not Play					
2007-08	1	1	0	--	0	2	Did Not Play						1	1	0	--	0	2
2008-09	1	1	0	--	0	2	Did Not Play						1	1	0	--	0	2
2009-10	1	0	1	--	0	0	1	0	1	--	0	0	Did Not Play					
2010-11	1	0	1	0	0	0	Did Not Play						1	0	1	0	0	0
2011-12	1	1	0	--	0	2	1	1	0	--	0	2	Did Not Play					
2012-13	Did Not Play						Did Not Play						Did Not Play					
2013-14	2	1	1	--	0	2	1	0	1	--	0	0	1	1	0	--	0	2
2014-15	2	0	2	--	0	0	1	0	1	--	0	0	1	0	1	--	0	0
2015-16	2	1	1	--	0	2	1	1	0	--	0	2	1	0	1	--	0	0
2016-17	2	2	0	--	0	4	1	1	0	--	0	2	1	1	0	--	0	2
2017-18	2	1	1	--	0	2	1	0	1	--	0	0	1	1	0	--	0	2
2018-19	2	1	1	--	0	2	1	1	0	--	0	2	1	0	1	--	0	0
2019-20	2	1	0	--	1	3	1	1	0	--	0	2	1	0	0	--	1	1
2020-21	Did Not Play						Did Not Play						Did Not Play					
2021-22	2	1	0	--	1	3	1	0	0	--	1	1	1	1	0	--	0	2
2022-23	2	1	1	--	0	2	1	1	0	--	0	2	1	0	1	--	0	0
TOTALS	129	78	36	13	2	171	66	43	21	1	1	88	63	35	15	12	1	83

FLYERS STREAKS VS. VANCOUVER

	OVERALL	HOME	AWAY
CURRENT STREAK	1 game, 2/18/23 (0-1-0)	4 games, 2/4/19-10/15/22 (3-0-1)	1 game, 2/18/23 (0-1-0)
ALL-TIME WIN STREAK	6 games, 3x, last, 12/1/96-12/31/98 (6-0-0)	11 games, 10/15/70-3/21/74 (11-0-0)	7 games, 12/31/96-12/30/08 (7-0-0)
ALL-TIME POINT STREAK	18 games, 1/1/75-3/31/78 (16-0-2)	11 games, 10/15/70-3/21/74 (11-0-0)	17 games, 11/17/73-11/29/80 (12-0-5)
ALL-TIME WINLESS STREAK	6 games, 2x, last, 11/3/88-2/28/90 (0-3-3)	4 games, 2x, last, 2/7/91-11/7/93 (0-3-1)	5 games, 11/29/80-11/28/82 (0-2-3)
ALL-TIME LOSING STREAK	3 games, 3x, last, 1/15/15-11/2/15 (0-3-0)	3 games, 11/5/87-2/12/89 (0-3-0)	2 games, 4x, last, 3/17/15-11/2/15 (0-2-0)
LAST WIN	Oct. 15, 2022 (3-2)	Oct. 15, 2022 (3-2)	Oct. 28, 2021 (2-1)
LAST LOSS	Feb. 18, 2023 (6-2)	Oct. 15, 2021 (5-4 SO)	Feb. 18, 2023 (6-2)



VEGAS GOLDEN KNIGHTS

FLYERS vs. VEGAS GOLDEN KNIGHTS

2022-23 Flyers Record: 0-1-1 (0-1-0 home, 0-0-1 road)

All-Time Flyers Record: 5-4-1 (2-3-0 home, 3-1-1 road)

Date	Opp.	Scoring By Period					Shots By Period					Power Plays	Penalties/Minutes	Game-Winning Goal	Goaltender (Saves-Shots)	Attn.
		1	2	3	OT	F	1	2	3	OT	T					
	PHI	0	1	0	0	1	9	12	6	1	28	0-0	2-4		Hart (32-34)	
12/9	VGK	1	0	0	1	2	8	15	10	1	34	0-2	0-0	Marchessault (2)	Hill (27-28)	*17,767
	VGK	1	2	2	-	5	11	13	9	-	33	2-4	2-4	Marchessault (4)	Quick (27-30)	
3/14	PHI	0	1	2	-	3	9	8	13	-	30	0-2	4-8		Sandstrom (28-32)	17,192

TOTALS	Scoring By Period					Shots By Period					Power Plays (%)	Penalties/Minutes	Goaltenders (Record, Saves-Shots)
	1	2	3	OT	F	1	2	3	OT	T			
VGK	2	2	2	1	7	19	28	19	1	67	2-6 (33.3)	2-4	Hill (1-0-0, 27-28); Quick (1-0-0, 27-30)
PHI	0	2	2	0	4	18	20	19	1	58	0-2 (0.0)	6-12	Hart (0-0-1, 32-34); Sandstrom (0-1-0, 28-32)

INDIVIDUAL SCORING:

FLYERS	GP	G	A	TP	+/-	PIM	PP	SH	VEGAS	GP	G	A	TP	+/-	PIM	PP	SH
Nick Seeler	2	1	0	1	2	0	0	0	Jonathan Marchessault	2	2	2	4	1	2	1	0
Scott Laughton	2	1	0	1	1	4	0	0	Ivan Barbashev	1	2	0	2	0	0	1	0
Morgan Frost	2	1	0	1	0	2	0	0	William Carrier	1	1	0	1	1	0	0	0
Travis Sanheim	2	1	0	1	0	0	0	0	Pavel Dorofeyev	1	1	0	1	1	0	0	0
Brendan Lemieux	2	0	1	1	0	0	0	0	Teddy Blueger	1	1	0	1	0	0	0	0
James van Riemsdyk	2	0	1	1	1	0	0	0	Reilly Smith	2	0	1	1	1	0	0	0
Noah Cates	2	0	0	0	0	2	0	0	Paul Cotter	2	0	1	1	0	0	0	0
Nicolas Deslauriers	2	0	0	0	0	0	0	0	Jack Eichel	2	0	1	1	0	0	0	0
Joel Farabee	2	0	0	0	0	0	0	0	Phil Kessel	2	0	1	1	0	0	0	0
Owen Tippett	2	0	0	0	0	0	0	0	Shea Theodore	2	0	1	1	-1	0	0	0
Rasmus Ristolainen	2	0	0	0	-1	0	0	0	Chandler Stephenson	2	0	1	1	-2	0	0	0
Ivan Provorov	2	0	0	0	-2	0	0	0	Zach Whitecloud	2	0	0	0	2	0	0	0
Cam York	2	0	0	0	-2	0	0	0	William Karlsson	2	0	0	0	1	0	0	0
Kevin Hayes	2	0	0	0	-3	2	0	0	Alec Martinez	2	0	0	0	1	0	0	0
Justin Braun	1	0	0	0	1	0	0	0	Nicolas Hague	2	0	0	0	-1	2	0	0
Tony DeAngelo	1	0	0	0	1	0	0	0	Brayden McNabb	2	0	0	0	-1	0	0	0
Kieffer Bellows	1	0	0	0	0	0	0	0	Alex Pietrangelo	1	0	0	0	2	0	0	0
Patrick Brown	1	0	0	0	0	0	0	0	Keegan Kolesar	1	0	0	0	1	0	0	0
Tanner Laczynski	1	0	0	0	0	0	0	0	Nicolas Roy	1	0	0	0	1	0	0	0
Zack MacEwen	1	0	0	0	0	0	0	0	Jake Leschyshyn	1	0	0	0	0	0	0	0
Lukas Sedlak	1	0	0	0	0	0	0	0	Michael Amadio	1	0	0	0	-1	0	0	0
Tyson Foerster	1	0	0	0	-1	0	0	0	Brett Howden	1	0	0	0	-1	0	0	0
Travis Konecny	1	0	0	0	-1	0	0	0	Daniil Miromanov	1	0	0	0	-1	0	0	0
									Mark Stone	1	0	0	0	-1	0	0	0

2023-24 MATCHUPS

Tue.	10/24	T-Mobile Arena	11:00 P.M.
Sat.	11/18	Wells Fargo Center	1:00 P.M.

VEGAS GOLDEN KNIGHTS

PHILADELPHIA
FLYERS

YEAR	OVERALL						HOME						ROAD					
	GP	W	L	T	OTL	PTS	GP	W	L	T	OTL	PTS	GP	W	L	T	OTL	PTS
2017-18	2	1	1	--	0	2	1	0	1	--	0	0	1	1	0	--	0	2
2018-19	2	1	1	--	0	2	1	0	1	--	0	0	1	1	0	--	0	2
2019-20	2	1	1		0	2	1	1	0		0	2	1	0	1		0	0
2020-21	Did Not Play						Did Not Play						Did Not Play					
2021-22	2	2	0	--	0	4	1	1	0	--	0	2	1	1	0	--	0	2
2022-23	2	0	1	--	1	1	1	0	1	--	0	0	1	0	0	--	1	1
TOTALS	10	5	4	0	1	11	5	2	3	0	4	4	5	3	1	0	1	7

FLYERS STREAKS VS. VEGAS			
	OVERALL	HOME	AWAY
CURRENT STREAK	2 games, 12/9/22-3/14/23 (0-1-1)	1 game, 3/14/23 (0-1-0)	2 games, 12/10/21-12/9/22 (1-0-1)
ALL-TIME WIN STREAK	2 games, 12/10/21-3/8/22 (2-0-0)	2 games, 10/21/19-3/8/22 (2-0-0)	2 games, 2/11/18-10/4/18 (2-0-0)
ALL-TIME POINT STREAK	3 games, 12/10/21-12/9/22 (2-0-1)	2 games, 10/21/19-3/8/22 (2-0-0)	2 games, 2x, last, 12/10/21-12/9/22 (1-0-1)
ALL-TIME WINLESS STREAK	2 games, 12/9/22-3/14/23 (0-1-1)	2 games, 3/12/18-10/13/18 (0-2-0)	1 game, 2x, last, 12/9/22 (0-0-1)
ALL-TIME LOSING STREAK	1 game, 4x, last, 3/14/23 (0-1-0)	2 games, 3/12/18-10/13/18 (0-2-0)	1 game, 1/2/20 (0-1-0)
LAST WIN	Mar. 8, 2022 (2-1)	Mar. 8, 2022 (2-1)	Dec. 10, 2021 (4-3)
LAST LOSS	Mar. 14, 2023 (5-3)	Mar. 14, 2023 (5-3)	Dec. 9, 2022 (2-1 OT)



WASHINGTON CAPITALS

FLYERS vs. WASHINGTON CAPITALS

2022-23 Flyers Record: 2-1-1 (1-1-0 home, 1-0-1 road)

All-Time Flyers Record: 123-86-30 (72-41-9 home, 51-45-21 road)

Date	Opp.	Scoring By Period					Shots By Period					Power Plays	Penalties/Minutes	Game-Winning Goal	Goaltender (Saves-Shots)	Attn.
		1	2	3	OT	F	1	2	3	OT	T					
11/23	PHI	1	1	0	0	2	10	5	8	0	23	0-4	3-6	Ovechkin (2)	Sandstrom (29-32)	*18,573
	WSH	1	0	1	1	3	10	14	6	2	32	1-3	4-8		Kuemper (21-23)	
12/7	WSH	0	1	3	-	4	4	12	11	-	27	1-4	3-6	Strome (1)	Lindgren (29-30)	16,826
	PHI	1	0	0	-	1	7	8	15	-	30	1-3	5-18		Hart (23-25)	
1/11	WSH	1	0	2	-	3	10	8	11	-	29	0-1	6-12		Kuemper (31-35)	17,352
	PHI	2	0	3	-	5	15	12	9	-	36	2-6	1-2	Konecny (5)	Hart (26-29)	
1/14	PHI	1	2	0	-	3	5	11	9	-	25	1-3	5-10	van Riemsdyk (1)	Hart (39-40)	*18,573
	WSH	1	0	0	-	1	7	14	19	-	40	0-3	5-10		Kuemper (22-25)	
TOTALS		Scoring By Period					Shots By Period					Power Plays (%)	Penalties/Minutes	Goaltenders (Record, Saves-Shots)		
		1	2	3	OT	F	1	2	3	OT	T					
WSH		3	1	6	1	11	31	48	47	2	128	2-11 (18.2)	18-36	Kuemper (1-2-0, 74-83); Lindgren (1-0-0, 29-30)		
PHI		5	3	3	0	11	37	36	41	0	114	4-16 (25.0)	14-36	Hart (2-1-0, 88-94); Sandstrom (0-0-1, 29-32)		

INDIVIDUAL SCORING:

FLYERS	GP	G	A	TP	+/-	PIM	PP	SH	WASHINGTON	GP	G	A	TP	+/-	PIM	PP	SH
Scott Laughton	3	2	3	5	0	4	2	0	Alex Ovechkin	4	4	1	5	2	2	0	0
Travis Konecny	3	3	1	4	-1	12	1	1	T.J. Oshie	4	2	2	4	-1	6	1	0
Owen Tippett	4	1	2	3	-2	2	0	0	Dylan Strome	3	1	2	3	1	0	0	0
Joel Farabee	4	0	3	3	-1	0	0	0	Evgeny Kuznetsov	4	0	3	3	0	4	0	0
Tony DeAngelo	4	0	3	3	-3	2	0	0	Marcus Johansson	4	2	0	2	1	2	1	0
James van Riemsdyk	3	1	1	2	-2	4	0	0	John Carlson	2	0	2	2	3	0	0	0
Morgan Frost	4	1	1	2	0	0	0	0	Erik Gustafsson	4	0	2	2	5	2	0	0
Kevin Hayes	4	1	1	2	-1	0	1	0	Garnet Hathaway	4	1	0	1	2	0	0	0
Ivan Provorov	4	0	2	2	-1	0	0	0	Sonny Milano	4	1	0	1	0	2	0	0
Wade Allison	2	1	0	1	1	0	0	0	Nicklas Backstrom	2	0	1	1	0	0	0	0
Patrick Brown	4	1	0	1	-1	0	0	0	Martin Fehervary	3	0	1	1	0	0	0	0
Nicolas Deslauriers	4	0	1	1	0	0	0	0	Anthony Mantha	3	0	1	1	-1	0	0	0
Travis Sanheim	4	0	1	1	-1	0	0	0	Nic Dowd	4	0	1	1	1	2	0	0
Noah Cates	4	0	0	0	0	0	0	0	Conor Sheary	4	0	1	1	1	2	0	0
Rasmus Ristolainen	4	0	0	0	0	0	0	0	Nick Jensen	4	0	1	1	-1	0	0	0
Nick Seeler	4	0	0	0	0	2	0	0	Lars Eller	4	0	0	0	0	4	0	0
Zack MacEwen	4	0	0	0	-1	2	0	0	Trevor van Riemsdyk	4	0	0	0	0	0	0	0
Justin Braun	2	0	0	0	1	4	0	0	Matt Irwin	3	0	0	0	-2	2	0	0
Cam York	2	0	0	0	1	0	0	0	Dmitry Orlov	2	0	0	0	0	2	0	0
Lukas Sedlak	2	0	0	0	-1	4	0	0	Aliaksei Protas	2	0	0	0	0	0	0	0
Tanner Laczynski	1	0	0	0	1	0	0	0	Alexander Alexeyev	2	0	0	0	-1	0	0	0
Kieffer Bellows	1	0	0	0	0	0	0	0	Tom Wilson	2	0	0	0	-2	6	0	0
Jackson Cates	1	0	0	0	0	0	0	0									

2023-24 MATCHUPS

Thu.		12/14	Wells Fargo Center	7:00 P.M.
Fri.		3/1	Capital One Arena	7:00 P.M.
Tue.		4/16	Capital One Arena	7:00 P.M.

WASHINGTON CAPITALS



YEAR	OVERALL						HOME						ROAD					
	GP	W	L	T	OTL	PTS	GP	W	L	T	OTL	PTS	GP	W	L	T	OTL	PTS
1974-75	4	4	0	0	--	8	2	2	0	0	--	4	2	2	0	0	--	4
1975-76	4	3	0	1	--	7	2	2	0	0	--	4	2	1	0	1	--	3
1976-77	4	2	0	2	--	6	2	2	0	0	--	4	2	0	0	2	--	2
1977-78	4	4	0	0	--	8	2	2	0	0	--	4	2	2	0	0	--	4
1978-79	4	3	0	1	--	7	2	2	0	0	--	4	2	1	0	1	--	3
1979-80	4	2	0	2	--	6	2	2	0	0	--	4	2	0	0	2	--	2
1980-81	4	2	2	0	--	4	2	0	2	0	--	0	2	2	0	0	--	4
1981-82	8	3	4	1	--	7	4	2	2	0	--	4	4	1	2	1	--	3
1982-83	7	3	4	0	--	6	3	1	2	0	--	2	4	2	2	0	--	4
1983-84	7	3	4	0	--	6	4	2	2	0	--	4	3	1	2	0	--	2
1984-85	7	5	1	1	--	11	3	2	0	1	--	5	4	3	1	0	--	6
1985-86	7	5	2	0	--	10	4	4	0	0	--	8	3	1	2	0	--	2
1986-87	7	5	1	1	--	11	3	2	0	1	--	5	4	3	1	0	--	6
1987-88	7	2	4	1	--	5	4	1	2	1	--	3	3	1	2	0	--	2
1988-89	7	3	4	0	--	6	3	2	1	0	--	4	4	1	3	0	--	2
1989-90	7	1	5	1	--	3	4	0	3	1	--	1	3	1	2	0	--	2
1990-91	7	1	5	1	--	3	3	1	2	0	--	2	4	0	3	1	--	1
1991-92	7	4	3	0	--	8	4	3	1	0	--	6	3	1	2	0	--	2
1992-93	7	5	1	1	--	11	4	3	1	0	--	6	3	2	0	1	--	5
1993-94	6	1	4	1	--	3	4*	0	4	0	--	0	2	1	0	1	--	3
1994-95	4	3	0	1	--	7	2	2	0	0	--	4	2	1	0	1	--	3
1995-96	5	2	2	1	--	5	2	2	0	0	--	4	3	0	2	1	--	1
1996-97	6	3	2	1	--	7	3	1	1	1	--	3	3	2	1	0	--	4
1997-98	5	2	2	1	--	5	3	2	1	0	--	4	2	0	1	1	--	1
1998-99	4	4	0	0	--	8	2	2	0	0	--	4	2	2	0	0	--	4
1999-00	4	2	2	0	0	4	2	2	0	0	0	4	2	0	2	0	0	0
2000-01	4	1	2	1	0	3	2	1	0	1	0	3	2	0	2	0	0	0
2001-02	4	4	0	0	0	8	2	2	0	0	0	4	2	2	0	0	0	4
2002-03	4	2	1	0	1	5	2	2	0	0	0	4	2	0	1	0	1	1
2003-04	4	3	1	0	0	6	2	2	0	0	0	4	2	1	1	0	0	2
2005-06	4	3	0	--	1	7	2	2	0	--	0	4	2	1	0	--	1	3
2006-07	4	0	4	--	0	0	2	0	2	--	0	0	2	0	2	--	0	0
2007-08	4	2	1	--	1	5	2	0	1	--	1	1	2	2	0	--	0	4
2008-09	4	2	1	--	1	5	2	1	1	--	0	2	2	1	0	--	1	3
2009-10	4	1	3	0	0	2	2	1	1	0	0	2	2	0	2	0	0	0
2010-11	4	2	0	--	2	6	2	1	0	--	1	3	2	1	0	--	1	3
2011-12	4	3	1	--	0	6	2	1	1	--	0	2	2	2	0	--	0	4
2012-13	3	2	1	--	0	4	2	2	0	--	0	2	1	0	1	--	0	2
2013-14	5	3	1	--	1	7	3	2	1	--	0	4	2	1	0	--	1	3
2014-15	4	3	1	--	0	6	2	2	0	--	0	4	2	1	1	--	0	2
2015-16	4	2	2	--	0	4	2	1	1	--	0	2	2	1	1	--	0	2
2016-17	4	1	2	--	1	3	2	1	1	--	0	2	2	0	1	--	1	1
2017-18	4	3	1	--	0	6	2	2	0	--	0	4	2	1	1	--	0	2
2018-19	4	0	4	--	0	0	2	0	2	--	0	0	2	0	2	--	0	0
2019-20	4	3	0	--	1	7	2	1	0	--	1	3	2	2	0	--	0	4
2020-21	8	2	5	--	1	5	4	0	4	--	0	0	4	2	1	--	1	5
2021-22	4	2	2	--	0	4	2	1	1	--	0	2	2	1	1	--	0	2
2022-23	4	2	1	--	1	5	2	1	1	--	0	2	2	1	0	--	1	3
TOTALS	239	123	86	19	11	276	122	72	41	6	3	153	117	51	45	13	8	123

FLYERS STREAKS VS. WASHINGTON

	OVERALL	HOME	AWAY
CURRENT STREAK	2 games, 1/11/23-1/14/23 (2-0-0)	1 game, 1/11/23 (1-0-0)	2 game, 11/23/22-1/14/23 (1-0-1)
ALL-TIME WIN STREAK	6 games, 3x, last, 10/20/01-11/2/02 (6-0-0)	12 games, 11/9/74-4/3/80 (12-0-0)	3 games, 6x, last, 2/8/20-2/7/21 (3-0-0)
ALL-TIME POINT STREAK	25 games, 11/9/74-12/20/80 (19-0-6)	19 games, 1/11/97-2/10/06 (16-0-3)	15 games, 12/26/74-10/14/81 (9-0-6)
ALL-TIME WINLESS STREAK	8 games, 12/5/89-1/4/91 (0-6-2)	5 games, 2x, last, 3/7/21-2/17/22 (0-5-0)	7 games, 1/28/90-2/22/92 (0-6-1)
ALL-TIME LOSING STREAK	5 games, 2x, last, 3/27/21-4/17/21 (0-5-0)	5 games, 3/7/21-2/17/22 (0-5-0)	4 games, 2x, last, 10/12/99-1/28/01 (0-4-0)
LAST WIN	Jan. 14, 2023 (3-1)	Jan. 11, 2023 (5-3)	Jan. 14, 2023 (3-1)
LAST LOSS	Dec. 7, 2022 (4-1)	Dec. 7, 2022 (4-1)	Nov. 23, 2022 (3-2 OT)



WINNIPEG JETS

FLYERS vs. WINNIPEG JETS

2022-23 Flyers Record: 1-1-0 (0-1-0 home, 1-0-0 road)

All-Time Flyers Record: 44-16-9 (23-6-5 home, 21-10-4 road)

Date	Opp.	Scoring By Period				Shots By Period				Power Plays	Penalties/ Minutes	Game-Winning Goal	Goaltender (Saves-Shots)	Attn.		
		1	2	3	OT	F	1	2	3						OT	T
1/22	WPG	3	0	2	-	5	10	12	8	-	30	0-5	4-8	Kuhlman (2)	Rittich (28-31)	15,441
	PHI	1	1	1	-	3	14	8	9	-	31	2-4	5-10	Sandstrom (25-29)		
1/28	PHI	1	1	2	-	4	15	12	6	-	33	0-2	4-8	N. Cates (4)	Hart (40-40)	14,476
	WPG	0	0	0	-	0	16	7	17	-	40	0-3	3-6	HELLEBUYCK (26-30); Rittich (3-3)		
TOTALS		Scoring By Period				Shots By Period				Power Plays (%)	Penalties/ Minutes	Goaltenders (Record, Saves-Shots)				
1	2	3	OT	F	1	2	3	OT	T			Record	Saves-Shots			
	WPG	3	0	2	-	5	26	19	25	-	70	0-8 (0.0)	7-14	Hellebuyck (0-1-0, 26-30); Rittich (1-0-0, 31-34)		
	PHI	2	2	3	-	7	29	20	15	-	64	2-6 (33.3)	9-18	Hart (1-0-0, 40-40); Sandstrom (0-1-0, 25-29)		

INDIVIDUAL SCORING:

FLYERS	GP	G	A	TP	+/-	PIM	PP	SH	WINNIPEG	GP	G	A	TP	+/-	PIM	PP	SH
Noah Cates	2	1	2	3	2	2	0	0	Brenden Dillon	2	0	2	2	3	0	0	0
Owen Tippett	2	1	2	3	2	2	0	0	Axel Jonsson-Fjallby	1	1	0	1	1	4	0	0
Tony DeAngelo	2	1	2	3	-2	2	0	0	Kevin Stenlund	2	1	0	1	3	0	0	0
Kevin Hayes	2	2	0	2	-1	0	2	0	Karson Kuhlman	2	1	0	1	-2	0	0	0
Cam York	2	0	2	2	2	0	0	0	Kyle Connor	2	1	0	1	-3	0	0	0
Morgan Frost	2	0	2	2	1	0	0	0	Mark Scheifele	2	1	0	1	-3	0	0	0
Rasmus Ristolainen	2	0	2	2	1	0	0	0	Dylan DeMelo	1	0	1	1	1	0	0	0
Kieffer Bellows	1	1	0	1	1	0	0	0	Pierre-Luc Dubois	2	0	1	1	2	4	0	0
Ivan Provorov	2	1	0	1	0	0	0	0	Nikolaj Ehlers	2	0	1	1	1	0	0	0
Scott Laughton	2	0	1	1	-2	0	0	0	Neal Pionk	2	0	1	1	1	2	0	0
James van Riemsdyk	2	0	0	0	1	2	0	0	Cole Perfetti	2	0	1	1	0	0	0	0
Joel Farabee	2	0	0	0	0	0	0	0	Blake Wheeler	2	0	1	1	0	0	0	0
Nick Seeler	2	0	0	0	0	0	0	0	Nate Schmidt	2	0	1	1	-1	2	0	0
Patrick Brown	2	0	0	0	-1	0	0	0	Adam Lowry	2	0	0	0	1	0	0	0
Nicolas Deslauriers	2	0	0	0	-1	0	0	0	Saku Maenalanen	2	0	0	0	1	0	0	0
Travis Konecny	2	0	0	0	-1	4	0	0	Morgan Barron	2	0	0	0	0	0	0	0
Travis Sanheim	2	0	0	0	-1	0	0	0	Dylan Samberg	2	0	0	0	0	0	0	0
Justin Braun	1	0	0	0	0	2	0	0	Josh Morrissey	2	0	0	0	-3	0	0	0
Wade Allison	1	0	0	0	-1	0	0	0	Sam Gagner	1	0	0	0	0	0	0	0
Zack MacEwen	1	0	0	0	-1	2	0	0	Logan Stanley	1	0	0	0	-2	2	0	0


2023-24 MATCHUPS

Sat.	1/13	Canada Life Centre	7:00 P.M.
Thu.	2/8	Wells Fargo Center	7:00 P.M.

YEAR	OVERALL						HOME						ROAD					
	GP	W	L	T	OTL	PTS	GP	W	L	T	OTL	PTS	GP	W	L	T	OTL	PTS
1999-00	4	2	1	1	0	5	2	1	0	1	0	3	2	1	1	0	0	2
2000-01	4	3	0	1	0	7	2	1	0	1	0	3	2	2	0	0	0	4
2001-02	4	3	0	1	0	7	2	2	0	0	0	4	2	1	0	1	0	3
2002-03	4	3	1	0	0	6	2	1	1	0	0	2	2	2	0	0	0	4
2003-04	4	3	1	0	0	6	2	2	0	0	0	4	2	1	1	0	0	2
2005-06	4	3	0	--	1	7	2	1	0	--	1	3	2	2	0	--	0	4
2006-07	4	4	0	--	0	8	2	2	0	--	0	4	2	2	0	--	0	4
2007-08	4	4	0	--	0	8	2	2	0	--	0	4	2	2	0	--	0	4
2008-09	4	4	0	--	0	8	2	2	0	--	0	4	2	2	0	--	0	4
2009-10	4	0	4	--	0	8	2	0	2	--	0	0	2	0	2	--	0	0
2010-11	4	1	1	--	2	4	2	0	1	--	1	1	2	1	0	--	1	3
2011-12	4	1	2	--	1	2	2	0	1	--	1	1	2	1	1	--	0	0
2012-13	3	2	1	--	0	4	1	1	0	--	0	2	2	1	1	--	0	2
2013-14	2	1	0	--	1	3	1	1	0	--	0	2	1	0	0	--	1	1
2014-15	2	2	0	--	0	4	1	1	0	--	0	2	1	1	0	--	0	2
2015-16	2	2	0	--	0	4	1	1	0	--	0	2	1	1	0	--	0	2
2016-17	2	1	1	--	0	2	1	1	0	--	0	2	1	0	1	--	0	0
2017-18	2	1	0	--	1	3	1	1	0	--	0	2	1	0	0	--	1	1
2018-19	2	1	1	--	0	2	1	1	0	--	0	2	1	0	1	--	0	0
2019-20	2	1	1	--	0	2	1	1	0	--	0	2	1	0	1	--	0	0
2020-21	Did Not Play						Did Not Play						Did Not Play					
2021-22	2	1	1	--	0	2	1	1	0	--	0	2	1	0	1	--	0	0
2022-23	2	1	1	--	0	2	1	0	1	--	0	0	1	1	0	--	0	2
TOTALS	69	44	16	3	6	97	34	23	6	2	3	51	35	21	10	1	3	46

FLYERS STREAKS VS. WINNIPEG

	OVERALL	HOME	AWAY
CURRENT STREAK	1 game, 1/28/23 (1-0-0)	1 game, 1/2/23 (0-1-0)	1 game, 1/28/23 (1-0-0)
ALL-TIME WIN STREAK	14 games, 12/28/05-2/8/09 (14-0-0)	9 games, 2/23/13-2/1/22 (9-0-0)	9 games, 2/5/04-2/8/09 (9-0-0)
ALL-TIME POINT STREAK	18 games, 2/5/04-2/8/09 (17-0-1)	11 games, 3/24/03-1/21/09 (10-0-1)	9 games, 2/5/04-2/8/09 (9-0-0)
ALL-TIME WINLESS STREAK	6 games, 3/12/11-1/31/12 (0-3-3)	6 games, 1/28/10-1/31/12 (0-4-2)	5 games, 3/21/17-4/27/22 (0-4-1)
ALL-TIME LOSING STREAK	4 games, 11/28/09-3/21/10 (0-4-0)	2 games, 2x, last, 3/31/11-10/27/11 (0-2-0)	3 games, 12/9/18-4/27/22 (0-3-0)
LAST WIN	Jan. 28, 2023 (4-0)	Feb. 1, 2022 (3-1)	Jan. 28, 2023 (4-0)
LAST LOSS	Jan. 22, 2023 (5-3)	Jan. 22, 2023 (5-3)	Apr. 27, 2022 (4-0)



PHILADELPHIA FLYERS
RECORD BOOK

FLYERS RECORD BY GAME-BEST

GAME	PTS	TIMES	RECORD	LAST TIME	GAME	PTS	TIMES	RECORD	LAST TIME
1	2	27x	1-0-0	2022-23	43	69		29-3-11	1979-80
2	4	17x	2-0-0	2022-23	44	70		29-3-12	1979-80
3	6	12x	3-0-0	2022-23	45	72		30-3-12	1979-80
4	8	7x	4-0-0	1995-96	46	74		31-3-12	1979-80
5	10	2x	5-0-0	1986-87	47	76		32-3-12	1979-80
6	12		6-0-0	1986-87	48	78		33-3-12	1979-80
7	13		6-0-1	1981-82	49	80		34-3-12	1979-80
8	15		7-0-1	1981-82	50	82		35-3-12	1979-80
9	15	2x	7-1-1	1981-82	51	83		35-3-13	1979-80
10	17	2x	8-1-1	1981-82	52	83		35-4-13	1979-80
11	19		9-1-1	1979-80	53	85		36-4-13	1979-80
12	21		10-1-1	1979-80	54	87		37-4-13	1979-80
13	23		11-1-1	1979-80	55	89		38-4-13	1979-80
14	25		12-1-1	1979-80	56	91		39-4-13	1979-80
15	27		13-1-1	1979-80	57	91		39-5-13	1979-80
16	28	2x	14-2-0	1985-86	58	93		40-5-13	1979-80
			13-1-2	1979-80	59	95		41-5-13	1979-80
17	30	2x	15-2-0	1985-86	60	96		41-5-14	1979-80
			14-1-2	1979-80	61	97		41-5-15	1979-80
18	32		15-1-2	1979-80	62	97		41-6-15	1979-80
19	33		15-1-3	1979-80	63	99		42-6-15	1979-80
20	35		16-1-3	1979-80	64	99		42-7-15	1979-80
21	37		17-1-3	1979-80	65	101		43-7-15	1979-80
22	38		17-1-4	1979-80	66	103		44-7-15	1979-80
23	39		17-1-5	1979-80	67	105		45-7-15	1979-80
24	40		17-1-6	1979-80	68	106		45-7-16	1979-80
25	42		18-1-6	1979-80	69	106		45-8-16	1979-80
26	43		18-1-7	1979-80	70	107		45-8-17	1979-80
27	45		19-1-7	1979-80	71	108		47-10-14	1975-76
28	47		20-1-7	1979-80	72	108	2x	45-9-18	1979-80
29	48		20-1-8	1979-80				47-11-14	1975-76
30	49		20-1-9	1979-80	73	110		48-11-14	1975-76
31	51		21-1-9	1979-80	74	111		48-11-15	1975-76
32	53		22-1-9	1979-80	75	113		49-11-15	1975-76
33	54		22-1-10	1979-80	76	114		49-11-16	1975-76
34	56		23-1-10	1979-80	77	114		49-12-16	1975-76
35	58		24-1-10	1979-80	78	116		50-12-16	1975-76
36	60		25-1-10	1979-80	79	118		51-12-16	1975-76
37	62		26-1-10	1979-80	80	118		51-13-16	1975-76
38	62		26-2-10	1979-80	81	104		46-23-12	2010-11
39	64		27-2-10	1979-80	82	106		47-23-12	2010-11
40	64		27-3-10	1979-80	83	81		35-37-11	1992-93
41	65		27-3-11	1979-80	84	83		36-37-11	1992-93
42	67		28-3-11	1979-80					

+ Record includes three points awarded for three overtime losses.

Changes in the NHL season length since the Flyers inception are as follows:

1967-68 – 74 games	2012-13 – 48 games
1968-70 – 76 games	2013-2019 – 82 games
1970-74 – 78 games	2019-20 - 69 games
1974-92 – 80 games	2020-21 - 56 games
1992-94 – 84 games	2021-23 - 82 games
1994-2012 – 82 games	



FLYERS RECORD BY GAME-WORST

GAME	PTS	TIMES	RECORD	LAST TIME	GAME	PTS	TIMES	RECORD	LAST TIME
1	0	18x	0-1-0	2014-15	43	26		11-28-4	2006-07
2	0	11x	0-2-0	2014-15	44	26		11-29-4	2006-07
3	0	3x	0-3-0	2013-14	45	26		11-30-4	2006-07
4	1	3x	0-3-1	2008-09	46	26		11-31-4	2006-07
5	2	2x	0-4-1	1999-00	47	27		11-31-5	2006-07
			0-3-2	2008-09	48	27		11-32-5	2006-07
6	2		0-5-1	1999-00	49	29		12-32-5	2006-07
7	2		1-6-0	2013-14	50	30		12-32-6	2006-07
8	2		1-7-0	2013-14	51	31		12-32-7	2006-07
9	4		2-7-0	2013-14	52	33		13-32-7	2006-07
10	5	2x	2-7-1	2006-07	53	33		13-33-7	2006-07
			2-7-1	1989-90	54	34		13-33-8	2006-07
11	6		3-8-0	2013-14	55	36		14-33-8	2006-07
12	6		3-9-0	2013-14	56	38		15-33-8	2006-07
13	7		3-9-1	2006-07	57	38		15-34-8	2006-07
14	7		3-10-1	2006-07	58	40		16-34-8	2006-07
15	7		3-11-1	2006-07	59	40		16-35-8	2006-07
16	8		3-11-2	2006-07	60	40		16-36-8	2006-07
17	8		3-12-2	2006-07	61	41	2x	16-36-9	2006-07
18	10		4-12-2	2006-07				13-33-15	1968-69
19	12		5-12-2	2006-07	62	41		16-37-9	2006-07
20	12		5-13-2	2006-07	63	42		16-37-10	2006-07
21	12		5-14-2	2006-07	64	44	2x	17-37-10	2006-07
22	13		5-14-3	2006-07				13-33-18	1968-69
23	15	2x	6-14-3	2006-07	65	45		17-37-11	2006-07
			6-14-3	1968-69	66	47	2x	18-37-11	2006-07
24	15		6-15-3	1968-69				14-33-19	1968-69
25	16		6-15-4	1968-69	67	47		18-38-11	2006-07
26	16		6-16-4	1968-69	68	49		19-38-11	2006-07
27	16		6-17-4	1968-69	69	49		19-39-11	2006-07
28	18		7-17-4	1968-69	70	49		19-40-11	2006-07
29	20	2x	8-17-4	2006-07	71	51		20-40-11	2006-07
			8-17-4	1968-69	72	51		20-41-11	2006-07
30	20		8-18-4	2006-07	73	51		20-42-11	2006-07
31	20		8-19-4	2006-07	74	51		20-43-11	2006-07
32	20		8-20-4	2006-07	75	51		20-44-11	2006-07
33	20		8-21-4	2006-07	76	53		21-44-11	2006-07
34	20		8-22-4	2006-07	77	53		21-45-11	2006-07
35	20		8-23-4	2006-07	78	53		21-46-11	2006-07
36	20		8-24-4	2006-07	79	54		21-46-12	2006-07
37	22		9-24-4	2006-07	80	54		21-47-12	2006-07
38	24		10-24-4	2006-07	81	54		21-48-12	2006-07
39	26		11-24-4	2006-07	82	56		22-48-12	2006-07
40	26		11-25-4	2006-07	83	79		35-39-9	1993-94
41	26		11-26-4	2006-07	84	80		35-39-10	1993-94
42	26		11-27-4	2006-07					

Changes in the NHL season length since the Flyers inception are as follows:

1967-68 – 74 games	2012-13 – 48 games
1968-70 – 76 games	2013-2019 – 82 games
1970-74 – 78 games	2019-20 - 69 games
1974-92 – 80 games	2020-21 - 56 games
1992-94 – 84 games	2021-23 - 82 games
1994-2012 – 82 games	

ALL-TIME REGULAR SEASON RECORD

	GP	W	L	T/OT	OL	PTS	GF	GA	SOW/ SOL	DIV. FINISH
1967-68	74	31	32	11	—	73	173	179	—	1st, West
1968-69	76	20	35	21	—	61	174	225	—	3rd, West
1969-70	76	17	35	24	—	58	197	225	—	5th, West
1970-71	78	28	33	17	—	73	207	225	—	3rd, West
1971-72	78	26	38	14	—	66	200	236	—	5th, West
1972-73	78	37	30	11	—	85	296	256	—	2nd, West
1973-74	78	50	16	12	—	112	273	164	—	1st, West
1974-75	80	51	18	11	—	113	293	181	—	1st, Patrick
1975-76	80	51	13	16	—	118	348	209	—	1st, Patrick
1976-77	80	48	16	16	—	112	323	213	—	1st, Patrick
1977-78	80	45	20	15	—	105	296	200	—	2nd, Patrick
1978-79	80	40	25	15	—	95	281	248	—	2nd, Patrick
1979-80	80	48	12	20	—	116	327	254	—	1st, Patrick
1980-81	80	41	24	15	—	97	313	249	—	2nd, Patrick
1981-82	80	38	31	11	—	87	325	313	—	3rd, Patrick
1982-83	80	49	23	8	—	106	326	240	—	1st, Patrick
1983-84	80	44	26	10	—	98	350	290	—	3rd, Patrick
1984-85	80	53	20	7	—	113	348	241	—	1st, Patrick
1985-86	80	53	23	4	—	110	335	241	—	1st, Patrick
1986-87	80	46	26	8	—	100	310	245	—	1st, Patrick
1987-88	80	38	33	9	—	85	292	292	—	3rd, Patrick
1988-89	80	36	36	8	—	80	307	285	—	4th, Patrick
1989-90	80	30	39	11	—	71	290	297	—	6th, Patrick
1990-91	80	33	37	10	—	76	252	267	—	5th, Patrick
1991-92	80	32	37	11	—	75	252	273	—	6th, Patrick
1992-93	84	36	37	11	—	83	319	319	—	5th, Patrick
1993-94	84	35	39	10	—	80	294	314	—	6th, Atlantic
1994-95	48	28	16	4	—	60	150	132	—	1st, Atlantic
1995-96	82	45	24	13	—	103	282	208	—	1st, Atlantic
1996-97	82	45	24	13	—	103	274	217	—	2nd, Atlantic
1997-98	82	42	29	11	—	95	242	193	—	2nd, Atlantic
1998-99	82	37	26	19	—	93	231	196	—	2nd, Atlantic
1999-00	82	45	22	12	3	105	237	179	—	1st, Atlantic
2000-01	82	43	25	11	3	100	240	207	—	2nd, Atlantic
2001-02	82	42	27	10	3	97	234	192	—	1st, Atlantic
2002-03	82	45	20	13	4	107	211	166	—	2nd, Atlantic
2003-04	82	40	21	15	6	101	229	186	—	1st, Atlantic
2004-05						Did Not Play				
2005-06	82	45	26	—	11	101	263	253	4/6	2nd, Atlantic
2006-07	82	22	48	—	12	56	213	297	1/6	5th, Atlantic
2007-08	82	42	29	—	11	95	345	227	3/6	4th, Atlantic
2008-09	82	44	27	—	11	99	360	232	4/6	3rd, Atlantic
2009-10	82	41	35	—	6	88	232	222	4/3	3rd, Atlantic
2010-11	82	47	23	—	12	106	256	216	3/7	1st, Atlantic
2011-12	82	47	26	—	9	103	260	225	4/7	3rd, Atlantic
2012-13	48	23	22	-	3	49	132	139	1/2	4th, Atlantic
2013-14	82	42	30	-	10	94	233	227	3/8	3rd, Metropolitan
2014-15	82	33	31	-	18	84	212	223	3/11	6th, Metropolitan
2015-16	82	41	27	-	14	96	211	210	3/8	5th, Metropolitan
2016-17	82	39	33	-	10	88	212	231	7/5	6th, Metropolitan
2017-18	82	42	26	-	14	98	249	236	2/7	3rd, Metropolitan
2018-19	82	37	37	-	8	82	244	281	3/1	6th, Metropolitan
2019-20	69	41	21	-	7	89	232	196	5/5	2nd, Metropolitan
2020-21	56	25	23	-	8	58	163	201	3/4	6th, East
2021-22	82	25	46	-	11	61	211	298	1/6	8th, Metropolitan
2022-23	82	31	38	-	13	75	220	276	2/1	7th, Metropolitan
TOTALS	4,335	2,135	1,536	457	207	4,934	14,279	12,747	56/99	



ALL-TIME HOME & ROAD RECORD

	HOME				AWAY				OVERALL			
	W	L	T	OTL	W	L	T	OTL	W	L	T	OTL
1967-68	17	13	7	-	14	19	4	-	31	32	11	-
1968-69	14	16	8	-	6	19	13	-	20	35	21	-
1969-70	11	14	13	-	6	21	11	-	17	35	24	-
1970-71	20	10	9	-	8	23	8	-	28	33	17	-
1971-72	19	13	7	-	7	25	7	-	26	38	14	-
1972-73	27	8	4	-	10	22	7	-	37	30	11	-
1973-74	28	6	5	-	22	10	7	-	50	16	12	-
1974-75	32	6	2	-	19	12	9	-	51	18	11	-
1975-76	36	2	2	-	15	11	14	-	51	13	16	-
1976-77	33	6	1	-	15	10	15	-	48	16	16	-
1977-78	29	6	5	-	16	14	10	-	45	20	15	-
1978-79	26	10	4	-	14	15	11	-	40	25	15	-
1979-80	27	5	8	-	21	7	12	-	48	12	20	-
1980-81	23	9	8	-	18	15	7	-	41	24	15	-
1981-82	25	10	5	-	13	21	6	-	38	31	11	-
1982-83	29	8	3	-	20	15	5	-	49	23	8	-
1983-84	25	10	5	-	19	16	5	-	44	26	10	-
1984-85	32	4	4	-	21	16	3	-	53	20	7	-
1985-86	33	6	1	-	20	17	3	-	53	23	4	-
1986-87	29	9	2	-	17	17	6	-	46	26	8	-
1987-88	20	14	6	-	18	19	3	-	38	33	9	-
1988-89	22	15	3	-	14	21	5	-	36	36	8	-
1989-90	17	19	4	-	13	20	7	-	30	39	11	-
1990-91	18	16	6	-	15	21	4	-	33	37	10	-
1991-92	22	11	7	-	10	26	4	-	32	37	11	-
1992-93	23	14	5	-	13	23	6	-	36	37	11	-
1993-94	19	20	3	-	16	19	7	-	35	39	10	-
1994-95	16	7	1	-	12	9	3	-	28	16	4	-
1995-96	27	9	5	-	18	15	8	-	45	24	13	-
1996-97	23	12	6	-	22	12	7	-	45	24	13	-
1997-98	24	11	6	-	18	18	5	-	42	29	11	-
1998-99	21	9	11	-	16	17	8	-	37	26	19	-
1999-00	25	6	7	3	20	16	5	0	45	22	12	3
2000-01	26	11	4	0	17	14	7	3	43	25	11	3
2001-02	20	13	5	3	22	14	5	0	42	27	10	3
2002-03	21	10	8	2	24	10	5	2	45	20	13	4
2003-04	24	11	3	3	16	10	12	3	40	21	15	6
2004-05												
2005-06	22	13	-	6	23	13	-	5	45	26	-	11
2006-07	10	24	-	7	12	24	-	5	22	48	-	12
2007-08	21	14	-	6	21	15	-	5	42	29	-	11
2008-09	24	13	-	4	20	14	-	7	44	27	-	11
2009-10	24	14	-	3	17	21	-	3	41	35	-	6
2010-11	22	12	-	7	25	11	-	5	47	23	-	12
2011-12	22	13	-	6	25	13	-	3	47	26	-	9
2012-13	15	7	-	2	8	15	-	1	23	22	-	3
2013-14	24	14	-	3	18	16	-	7	42	30	-	10
2014-15	23	11	-	7	10	20	-	11	33	31	-	18
2015-16	23	10	-	8	18	17	-	6	41	27	-	14
2016-17	25	11	-	5	14	22	-	5	39	33	-	10
2017-18	22	13	-	6	20	13	-	8	42	26	-	14
2018-19	19	18	-	4	18	19	-	4	37	37	-	8
2019-20	25	6	-	4	16	15	-	3	41	21	-	7
2020-21	12	12	-	4	13	11	-	4	25	23	-	8
2021-22	14	21	-	6	11	25	-	5	25	46	-	11
2022-23	18	18	-	5	13	20	-	8	31	38	-	13
TOTALS	1,248	623	193	104	887	913	264	103	2,135	1,536	457	207

ALL-TIME OT/SO RECORDS

YEAR-BY-YEAR OVERTIME RECORDS

SEASON	OVERALL			SEASON	HOME			SEASON	ROAD		
	W	L	T		W	L	T		W	L	T
1983-84	3	1	10	1983-84	2	1	5	1983-84	1	0	5
1984-85	1	1	7	1984-85	0	0	4	1984-85	1	1	3
1985-86	4	1	4	1985-86	2	0	1	1985-86	2	1	3
1986-87	1	1	8	1986-87	1	0	2	1986-87	0	1	6
1987-88	1	3	9	1987-88	1	1	6	1987-88	0	2	3
1988-89	1	5	8	1988-89	1	4	3	1988-89	0	1	5
1989-90	2	5	11	1989-90	2	3	4	1989-90	0	2	7
1990-91	1	0	10	1990-91	0	0	6	1990-91	1	0	4
1991-92	2	4	11	1991-92	2	1	7	1991-92	0	3	4
1992-93	4	2	11	1992-93	2	2	5	1992-93	2	0	6
1993-94	3	5	10	1993-94	2	4	3	1993-94	1	1	7
1994-95	3	1	4	1994-95	1	1	1	1994-95	2	0	3
1995-96	4	3	13	1995-96	2	1	5	1995-96	2	2	8
1996-97	3	2	13	1996-97	2	0	6	1996-97	1	2	7
1997-98	3	1	11	1997-98	2	1	6	1997-98	1	0	5
1998-99	2	3	19	1998-99	0	1	11	1998-99	2	2	8
1999-00	6	3	12	1999-00	4	3	7	1999-00	2	0	5
2000-01	5	3	11	2000-01	2	0	4	2000-01	3	3	7
2001-02	3	3	10	2001-02	2	3	5	2001-02	1	0	5
2002-03	6	4	13	2002-03	1	2	8	2002-03	5	2	5
2003-04	2	6	15	2003-04	1	3	3	2003-04	1	3	12
2005-06	7	5	-	2005-06	3	4	-	2005-06	4	1	-
2006-07	3	6	-	2006-07	2	3	-	2006-07	1	3	-
2007-08	3	5	-	2007-08	2	3	-	2007-08	1	2	-
2008-09	6	5	-	2008-09	4	3	-	2008-09	2	2	-
2009-10	2	3	-	2009-10	1	1	-	2009-10	1	2	-
2010-11	3	5	-	2010-11	1	2	-	2010-11	1	3	-
2011-12	6	2	-	2011-12	2	1	-	2011-12	4	1	-
2012-13	2	1	-	2012-13	2	0	-	2012-13	0	1	-
2013-14	4	2	-	2013-14	1	0	-	2013-14	3	2	-
2014-15	5	7	-	2014-15	3	1	-	2014-15	2	6	-
2015-16	10	6	-	2015-16	4	4	-	2015-16	6	2	-
2016-17	7	5	-	2016-17	4	1	-	2016-17	3	4	-
2017-18	9	7	-	2017-18	4	3	-	2017-18	5	4	-
2018-19	6	7	-	2018-19	4	3	-	2018-19	2	4	-
2019-20	5	2	-	2019-20	1	0	-	2019-20	4	2	-
2020-21	5	4	-	2020-21	2	3	-	2020-21	3	1	-
2021-22	4	7	-	2021-22	3	3	-	2021-22	1	4	-
2022-23	3	12	-	2022-23	1	5	-	2022-23	2	7	-
TOTALS	150	148	220	TOTALS	77	71	102	TOTALS	73	77	118

YEAR-BY-YEAR SHOOTOUT RECORDS

SEASON	OVERALL		SEASON	OVERALL		SEASON	OVERALL	
	W	L		W	L		W	L
2005-06	4	6	2005-06	3	2	2005-06	1	4
2006-07	1	6	2006-07	1	4	2006-07	0	2
2007-08	3	6	2007-08	1	3	2007-08	2	3
2008-09	4	6	2008-09	1	1	2008-09	3	5
2009-10	4	3	2009-10	3	2	2009-10	1	1
2010-11	3	7	2010-11	0	5	2010-11	3	2
2011-12	4	7	2011-12	1	5	2011-12	3	2
2012-13	1	2	2012-13	1	2	2012-13	0	0
2013-14	3	8	2013-14	0	3	2013-14	3	5
2014-15	3	11	2014-15	3	6	2014-15	0	5
2015-16	3	8	2015-16	2	4	2015-16	1	4
2016-17	7	5	2016-17	6	4	2016-17	1	1
2017-18	2	7	2017-18	0	3	2017-18	2	4
2018-19	3	1	2018-19	2	1	2018-19	1	0
2019-20	5	5	2019-20	1	4	2019-20	4	1
2020-21	3	4	2020-21	2	1	2020-21	1	3
2021-22	1	4	2021-22	0	3	2021-22	1	1
2022-23	2	1	2022-23	2	0	2022-23	0	1
TOTALS	56	97	TOTALS	29	53	TOTALS	27	44



ALL-TIME HOME ATTENDANCE

SEASON	ATTENDANCE	GAMES	AVERAGE	SELLOUTS
1967-68	288,747	30	9,625	3
1968-69	425,443	38	11,196	4
1969-70	508,132	38	13,372	18
1970-71	551,113	39	14,131	27
1971-72	560,796	39	14,379	26
1972-73	626,468	39	16,063	22
1973-74	663,273	39	17,007	39
1974-75	683,080	40	17,077	40
1975-76	683,080	40	17,077	40
1976-77	683,080	40	17,077	40
1977-78	683,080	40	17,077	40
1978-79	683,080	40	17,077	40
1979-80	683,080	40	17,077	40
1980-81	683,080	40	17,077	40
1981-82	681,744	40	17,044	8
1982-83	673,880	40	16,847	13
1983-84	665,445	40	16,636	13
1984-85	678,036	40	16,951	23
1985-86	687,342	40	17,184	32
1986-87	688,497	40	17,212	36
1987-88	696,180	40	17,405	31
1988-89	696,202	40	17,405	36
1989-90	696,268	40	17,407	32
1990-91	693,674	40	17,342	27
1991-92	685,604	40	17,140	11
1992-93	708,512	41	17,281	14
1993-94	706,455	41	17,231	10
1994-95	411,848	24	17,160	15
1995-96	711,136	41	17,345	32
1996-97	791,753	41	19,311	15
1997-98	800,285	41	19,519	23
1998-99	804,105	41	19,612	37
1999-00	805,014	41	19,634	35
2000-01	802,595	41	19,575	29
2001-02	802,327	41	19,569	27
2002-03	792,333	41	19,325	14
2003-04	794,406	41	19,376	20
2004-05			Did Not Play	
2005-06	805,783	41	19,653	39
2006-07	790,591	41	19,283	10
2007-08	801,797	41	19,556	26
2008-09	801,372	41	19,546	27
2009-10	800,996	41	19,537	30
2010-11	808,301	41	19,715	36
2011-12 (*)	837,754	41	19,770	41
2012-13	474,878	24	19,787	24
2013-14 (#)	813,411	41	19,839	41
2014-15	790,107	41	19,271	30
2015-16	788,319	41	19,227	19
2016-17	805,408	41	19,664	22
2017-18	800,214	41	19,517	24
2018-19 (\$)	835,242	41	19,141	13
2019-20	643,677	35	18,391	9
2020-21 (^)	55,041	28	3,882	9
2021-22	678,163	41	16,541	2
2022-23	722,857	41	17,631	8
TOTALS	37,933,084	2,159	17,570	1,362

(*) Franchise record total attendance. Total includes attendance of 46,967 at 2012 Bridgestone NHL Winter Classic at Citizens Bank Park on January 2, 2012. Average listed does not. Total home game average including Winter Classic was 20,433.

(#) Franchise record total and average for Wells Fargo Center home games only.

(\$) Total includes attendance of 69,620 at 2019 Coors Light NHL Stadium Series at Lincoln Financial Field on February 23, 2019. Average listed does not. Total home game average including Stadium Series was 20,372.

(^) Due to COVID-19 procedure, fans were not permitted in the building until the beginning of March 2021.

(Note: Flyers played at the Spectrum from the 1967-68 through 1995-96 seasons and moved into the Wells Fargo Center for the 1996-97 season.)

OPENING GAME RECORD

SEASON OPENER (27-19-9)

1967-68	FLYERS	1	at	California	5	L
1968-69	FLYERS	2	at	Boston	3	L
1969-70	FLYERS	0	at	Minnesota	4	L
1970-71	Minnesota	1	at	FLYERS	2	W
1971-72	FLYERS	2	at	Pittsburgh	3	L
1972-73	FLYERS	4	at	St. Louis	4	T
1973-74	Toronto	0	at	FLYERS	2	W
1974-75	Los Angeles	5	at	FLYERS	3	L
1975-76	Washington	4	at	FLYERS	5	W
1976-77	NY Islanders	3	at	FLYERS	0	L
1977-78	Chicago	1	at	FLYERS	5	W
1978-79	FLYERS	3	at	NY Rangers	3	T
1979-80	NY Islanders	2	at	FLYERS	5	W
1980-81	Pittsburgh	4	at	FLYERS	7	W
1981-82	Detroit	2	at	FLYERS	2	T
1982-83	Quebec	5	at	FLYERS	9	W
1983-84	Washington	1	at	FLYERS	4	W
1984-85	Washington	2	at	FLYERS	2	T
1985-86	New Jersey	6	at	FLYERS	5	L
1986-87	Edmonton	1	at	FLYERS	2	W
1987-88	Montreal	2	at	FLYERS	2	T
1988-89	New Jersey	1	at	FLYERS	4	W
1989-90	New Jersey	6	at	FLYERS	2	L
1990-91	FLYERS	1	at	Boston	4	L
1991-92	FLYERS	2	at	Washington	5	L
1992-93	FLYERS	3	at	Pittsburgh	3	T
1993-94	Pittsburgh	3	at	FLYERS	4	W
1994-95	Quebec	3	at	FLYERS	1	L
1995-96	FLYERS	7	at	Montreal	1	W
1996-97	Florida	3	at	FLYERS	1	L
1997-98	Florida	1	at	FLYERS	3	W
1998-99	FLYERS	1	at	NY Rangers	0	W
1999-00	Ottawa	3	at	FLYERS	0	L
2000-01	Vancouver	3	at	FLYERS	6	W
2001-02	Florida	2	at	FLYERS	5	W
2002-03	FLYERS	2	at	Edmonton	2	T
2003-04	Buffalo	0	at	FLYERS	2	W
2004-05				Did Not Play		
2005-06	NY Rangers	5	at	FLYERS	3	L
2006-07	FLYERS	0	at	Pittsburgh	4	L
2007-08	FLYERS	3	at	Calgary	2	W
2008-09	NY Rangers	4	at	FLYERS	3	L
2009-10	FLYERS	2	at	Carolina	0	W
2010-11	FLYERS	3	at	Pittsburgh	2	W
2011-12	FLYERS	2	at	Boston	1	W
2012-13	Pittsburgh	3	at	FLYERS	1	L
2013-14	Toronto	3	at	FLYERS	1	L
2014-15	FLYERS	1	at	Boston	2	L
2015-16	FLYERS	2	at	Tampa Bay	3	OTL
2016-17	FLYERS	4	at	Los Angeles	2	W
2017-18	FLYERS	5	at	San Jose	3	W
2018-19	FLYERS	5	at	Vegas	2	W
2019-20 (*)	Chicago	3	at	FLYERS	4	W
2020-21	Pittsburgh	3	at	FLYERS	6	W
2021-22	Vancouver	5	at	FLYERS	4	SOL
2022-23	New Jersey	2	at	FLYERS	5	W

(*) Neutral site game played at Prague, Czech Republic. Flyers were home team for the game.



HOME/ROAD OPENING GAME

HOME OPENER (31-17-7)			ROAD OPENER (25-16-14)		
1967-68	W	FLYERS 1, Pittsburgh 0	1967-68	L	FLYERS 1 @ California 5
1968-69	W	FLYERS 3, Pittsburgh 0	1968-69	L	FLYERS 2 @ Boston 3
1969-70	T	FLYERS 1, Montreal 1	1969-70	L	FLYERS 0 @ Minnesota 4
1970-71	W	FLYERS 2, Minnesota 1	1970-71	T	FLYERS 0 @ Pittsburgh 0
1971-72	L	Los Angeles 7 FLYERS 0	1971-72	L	FLYERS 2 @ Pittsburgh 3
1972-73	W	FLYERS 7, Vancouver 3	1972-73	T	FLYERS 4 @ St. Louis 4
1973-74	W	FLYERS 2, Toronto 0	1973-74	W	FLYERS 6 @ NY Islanders 0
1974-75	L	Los Angeles 5, FLYERS 3	1974-75	W	FLYERS 6 @ Pittsburgh 3
1975-76	W	FLYERS 5, Washington 4	1975-76	W	FLYERS 9 @ Minnesota 5
1976-77	L	NY Islanders 3, FLYERS 0	1976-77	L	FLYERS 3 @ Atlanta 4
1977-78	W	FLYERS 5, Chicago 1	1977-78	W	FLYERS 8 @ Pittsburgh 2
1978-79	L	Montreal 3, FLYERS 2	1978-79	T	FLYERS 3 @ NY Rangers 3
1979-80	W	FLYERS 5, NY Islanders 2	1979-80	L	FLYERS 2 @ Atlanta 9
1980-81	W	FLYERS 7, Pittsburgh 4	1980-81	W	FLYERS 5 @ St. Louis 1
1981-82	T	FLYERS 2, Detroit 2	1981-82	W	FLYERS 5 @ Washington 4
1982-83	W	FLYERS 9, Quebec 5	1982-83	W	FLYERS 3 @ Washington 2
1983-84	W	FLYERS 4, Washington 1	1983-84	W	FLYERS 6 @ Montreal 3
1984-85	T	FLYERS 2, Washington 2	1984-85	W	FLYERS 4 @ Washington 2
1985-86	L	New Jersey 6, FLYERS 5	1985-86	W	FLYERS 4 @ Pittsburgh 2
1986-87	W	FLYERS 2, Edmonton 1	1986-87	W	FLYERS 6 @ Washington 1
1987-88	T	FLYERS 2, Montreal 2	1987-88	W	FLYERS 5 @ Minnesota 4
1988-89	W	FLYERS 4, New Jersey 1	1988-89	W	FLYERS 7 @ Minnesota 6
1989-90	L	New Jersey 6, FLYERS 2	1989-90	L	FLYERS 3 @ Washington 5
1990-91	W	FLYERS 7, Detroit 2	1990-91	L	FLYERS 1 @ Boston 4
1991-92	L	Pittsburgh 6, FLYERS 3	1991-92	L	FLYERS 2 @ Washington 5
1992-93	W	FLYERS 6, New Jersey 4	1992-93	T	FLYERS 3 @ Pittsburgh 3
1993-94	W	FLYERS 4, Pittsburgh 3	1993-94	W	FLYERS 5 @ Hartford 2
1994-95	L	Quebec 3, FLYERS 1	1994-95	L	FLYERS 1 @ Boston 4
1995-96	W	FLYERS 2, Washington 1	1995-96	W	FLYERS 7 @ Montreal 1
1996-97	L	Florida 3, FLYERS 1	1996-97	L	FLYERS 1 @ NY Islanders 5
1997-98	W	FLYERS 3, Florida 1	1997-98	W	FLYERS 1 @ New Jersey 4
1998-99	W	FLYERS 4, Anaheim 1	1998-99	T	FLYERS 1 @ NY Rangers 0
1999-00	L	Ottawa 3, FLYERS 0	1999-00	T	FLYERS 1 @ Boston 1
2000-01	W	FLYERS 6, Vancouver 3	2000-01	T	FLYERS 3 @ Minnesota 3
2001-02	W	FLYERS 5, Florida 2	2001-02	T	FLYERS 2 @ Columbus 2
2002-03	T	FLYERS 3, NY Islanders 3	2002-03	T	FLYERS 2 @ Edmonton 2
2003-04	W	FLYERS 2, Buffalo 0	2003-04	T	FLYERS 0 @ San Jose 0
2004-05		Did Not Play	2004-05		Did Not Play
2005-06	L	NY Rangers 5, FLYERS 3	2005-06	L	FLYERS 2 @ Toronto 4
2006-07	SOL	NY Rangers 5, FLYERS 4	2006-07	L	FLYERS 0 @ Pittsburgh 4
2007-08	W	FLYERS 3, NY Islanders 1	2007-08	W	FLYERS 3 @ Calgary 2
2008-09	L	NY Rangers 4, FLYERS 3	2008-09	OTL	FLYERS 2 @ Pittsburgh 3
2009-10	W-OT	FLYERS 6, Washington 5	2009-10	W	FLYERS 2 @ Carolina 0
2010-11	W	Colorado 2, FLYERS 4	2010-11	W	FLYERS 3 @ Pittsburgh 2
2011-12	W	Vancouver 4, FLYERS 5	2011-12	W	FLYERS 2 @ Boston 1
2012-13	L	Pittsburgh 3, FLYERS 1	2012-13	L	FLYERS 2 @ BUFFALO 5
2013-14	L	Toronto 3, FLYERS 1	2013-14	L	FLYERS 1 @ Montreal 4
2014-15	L	New Jersey 6, FLYERS 4	2014-15	L	FLYERS 1 @ Boston 2
2015-16	W	FLYERS 1, Florida 0	2015-16	OTL	FLYERS 2 @ Tampa Bay 3
2016-17	L	Anaheim 3, FLYERS 2	2016-17	W	FLYERS 4 @ Los Angeles 2
2017-18	W	FLYERS 8, Washington 2	2017-18	W	FLYERS 5 @ San Jose 3
2018-19	L	San Jose 8, FLYERS 2	2018-19	W	FLYERS 5 @ Vegas 2
2019-20 (*)	W	FLYERS 4, Chicago 3	2019-20	SOL	FLYERS 2 @ Vancouver 3
		(WFC: FLYERS 4, New Jersey 0)			
2020-21	W	FLYERS 6, Pittsburgh 3	2020-21	SOL	FLYERS 4 @ Boston 5
2021-22	SOL	Vancouver 5, FLYERS 4	2021-22	W	FLYERS 5 @ Edmonton 3
2022-23	W	FLYERS 5, New Jersey 2	2022-23	W	FLYERS 3 @ Tampa Bay 2

(*) The Flyers opened the 2019-20 season with a 4-3 win over Chicago in Prague, Czech Republic. The Flyers were the home team for the game.

They also won their Wells Fargo Center opener, defeating New Jersey 4-0.

COACHES REGISTER/"MOSTS"

COACH	FIRST SEASON	NO. OF SEASONS	RECORD	PCT.	PLAYOFF RECORD	PLAYOFF PCT.
Keith Allen	1967-68	2	51 - 67 - 32	.447	3 - 8	.273
Vic Stasiuk	1969-70	2	45 - 68 - 41	.425	0 - 4	.000
(a) Fred Shero	1971-72	7	308 - 151 - 95	.642	48 - 35	.578
(b) Bob McCammon	1978-79	4	119 - 68 - 31	.617	1 - 9	.100
Pat Quinn	1978-79	4	141 - 73 - 48	.630	22 - 17	.564
Mike Keenan	1984-85	4	190 - 102 - 28	.638	32 - 25	.561
Paul Holmgren	1988-89	4	107 - 126 - 31	.464	10 - 9	.526
(c) Bill Dineen	1991-92	2	60 - 60 - 20	.500	—	—
Terry Simpson	1993-94	1	35 - 39 - 10	.476	—	—
Terry Murray	1994-95	3	118 - 64 - 30	.627	28 - 18	.609
Wayne Cashman	1997-98	1	32 - 20 - 9	.598	—	—
(d) Roger Neilson	1997-98	3	76 - 52 - 32	.578	3 - 8	.273
(e) Craig Ramsay	1999-2000	2	28 - 20 - 5	.594	11 - 7	.611
(f) Bill Barber	2000-01	2	73 - 46 - 17	.599	3 - 8	.273
Ken Hitchcock	2002-03	3	131 - 77 - 39	.608	19 - 18	.514
(g) John Stevens	2006-07	4	120 - 109 - 34	.521	11 - 12	.478
(h) Peter Laviolette	2009-13	5	145 - 98 - 29	.586	23 - 22	.511
(i) Craig Berube	2013-15	2	75 - 58 - 28	.553	3 - 4	.429
Dave Hakstol	2015-16	4	134 - 101 - 42	.483	4 - 8	.333
(j) Scott Gordon	2018-19	1	25 - 22 - 4	.490	—	—
Alain Vigneault	2019-20	3	74 - 55 - 19	.500	10 - 6	.625
(k) Mike Yeo	2021-22	1	17 - 36 - 7	.342	—	—
John Tortorella	2022-23	1	31 - 38 - 13	.457	—	—

- (a) Replaced Bob McCammon 50 games into the 1978-79 season, compiling an 18-8-4 record
- (b) Replaced Pat Quinn 72 games into the 1981-82 season, compiling a 4-2-2 record
- (c) Replaced Paul Holmgren 24 games into the 1991-92 season, compiling a 24-23-9 record
- (d) Replaced Wayne Cashman 61 games into the 1997-98 season, compiling a 10-9-2 record
- (e) Replaced Roger Neilson 57 games into the 1999-2000 season, compiling a 16-8-1 record
- (f) Replaced Craig Ramsay 28 games into the 2000-01 season, compiling a 31-16-7 record
- (g) Replaced Ken Hitchcock 8 games into the 2006-07 season, compiling a 21-42-11 record
- (h) Replaced John Stevens 25 games into the 2009-10 season, compiling a 28-24-5 record
- (i) Replaced Peter Laviolette three games into the 2013-14 season, compiling a 42-27-10 record
- (j) Replaced Dave Hakstol 32 games into the 2018-19 season, compiling a 12-15-4 record
- (k) Replaced Alain Vigneault 22 games into the 2021-22 season, compiling a 8-10-4 record

"MOSTS" BY A FLYER IN A SINGLE SEASON

GOALS			ASSISTS			POINTS		
Reggie Leach	61	1975-76	Bobby Clarke	89	1974-75	Mark Recchi	123	1992-93
Tim Kerr	58	1985-86	Bobby Clarke	89	1975-76	Bobby Clarke	119	1975-76
Tim Kerr	58	1986-87	Mark Recchi	70	1992-93	Bobby Clarke	116	1974-75
Tim Kerr	54	1983-84	Bobby Clarke	68	1977-78	Eric Lindros	115	1995-96
Tim Kerr	54	1984-85	Ken Linseman	68	1981-82	Bill Barber	112	1975-76
Mark Recchi	53	1992-93	Eric Lindros	68	1995-96	Mark Recchi	107	1993-94
John LeClair	51	1995-96	Claude Giroux	68	2017-18	Bobby Clarke	104	1972-73
John LeClair	51	1997-98	Bobby Clarke	67	1972-73	Claude Giroux	102	2017-18
Rick MacLeish	50	1972-73	Mark Recchi	67	1993-94	Rick MacLeish	100	1972-73
Bill Barber	50	1975-76	Jakub Voracek	65	2017-18	Tim Kerr	98	1984-85
Reggie Leach	50	1979-80	Mark Recchi	63	1999-00	Rick MacLeish	97	1976-77
John LeClair	50	1996-97	Claude Giroux	63	2018-19	Brian Propp	97	1984-85
			Bobby Clarke	62	1976-77	Brian Propp	97	1985-86
			Bobby Clarke	62	1982-83	Rod Brind'Amour	97	1993-94
			Rod Brind'Amour	62	1993-94	Eric Lindros	97	1993-94
						John LeClair	97	1995-96
						John LeClair	97	1996-97
						Claude Giroux	93	2011-12



SEASON TEAM LEADERS

SEASON	PLAYER	GOALS	PLAYER	ASSISTS	PLAYER	POINTS
1967-68	Rochefort	21	Angotti	37	Angotti	49
1968-69	Lacroix	24	Gendron	35	Lacroix	56
1969-70	Dornhoefer	26	Lacroix	36	Lacroix	58
1970-71	Clarke	27	Clarke	36	Clarke	63
1971-72	Clarke	35	Clarke	46	Clarke	81
1972-73	MacLeish	50	Clarke	67	Clarke	104
1973-74	Clarke	35	Clarke	52	Clarke	87
1974-75	Leach	45	Clarke	89	Clarke	116
1975-76	Leach	61	Clarke	89	Clarke	119
1976-77	MacLeish	49	Clarke	62	MacLeish	97
1977-78	Barber	41	Clarke	68	Clarke	89
1978-79	Barber/Leach	34	Clarke	57	Barber	80
1979-80	Leach	50	Clarke/Linseman	57	Linseman	79
1980-81	Barber	43	Wilson	47	Barber	85
1981-82	Barber	45	Linseman	68	Linseman	92
1982-83	Sittler	43	Clarke	62	Clarke	85
1983-84	Kerr	54	Propp	53	Kerr	93
1984-85	Kerr	54	Propp	54	Kerr	98
1985-86	Kerr	58	Howe	58	Propp	97
1986-87	Kerr	58	Poulin	45	Kerr	95
1987-88	Tocchet	31	Propp	49	Craven/Propp	76
1988-89	Kerr	48	Eklund	51	Kerr	88
1989-90	Tocchet	37	Tocchet	59	Tocchet	96
1990-91	Tocchet	40	Eklund	50	Tocchet	71
1991-92	Brind'Amour	33	Brind'Amour	44	Brind'Amour	77
1992-93	Recchi	53	Recchi	70	Recchi	123
1993-94	Lindros	44	Recchi	67	Recchi	107
1994-95	Lindros	29	Lindros	41	Lindros	70
1995-96	LeClair	51	Lindros	68	Lindros	115
1996-97	LeClair	50	LeClair/Lindros	47	LeClair	97
1997-98	LeClair	51	Lindros	41	LeClair	87
1998-99	LeClair	43	Lindros	53	Lindros	93
1999-00	LeClair	40	Recchi	63	Recchi	91
2000-01	Primeau	34	Recchi	50	Recchi	77
2001-02	Gagne	33	Roenick	46	Roenick	67
2002-03	Roenick	27	Recchi/Roenick	32	Roenick	59
2003-04	Recchi	26	Recchi	49	Recchi	75
2005-06	Gagne	47	Forsberg	56	Gagne	79
2006-07	Gagne	41	Pitkanen	39	Gagne	68
2007-08	Briere	31	Richards	47	Richards	75
2008-09	Carter	46	Richards	50	Carter	84
2009-10	Carter	33	Pronger	45	Richards	62
2010-11	Carter	36	Giroux	51	Giroux	76
2011-12	Hartnell	37	Giroux	65	Giroux	93
2012-13	Voracek	22	Giroux	34	Giroux	47
2013-14	Simmonds	29	Giroux	58	Giroux	86
2014-15	Simmonds	28	Voracek	59	Voracek	81
2015-16	Simmonds	32	Giroux	45	Giroux	67
2016-17	Simmonds	31	Giroux	44	Voracek	61
2017-18	Giroux	34	Giroux	68	Giroux	102
2018-19	Couturier	33	Giroux	63	Giroux	85
2019-20	Konecny	24	Voracek	44	Konecny	61
2020-21	Farabee	20	Voracek	34	Giroux/Voracek/vanRiemsdyk	43
2021-22	van Riemsdyk	24	Konecny	36	Konecny	52
2022-23	Konecny	31	Hayes	36	Konecny	61

SEASON LENGTHS

1967-68 - 74 games	1995-2012 - 82 games
1968-70 - 76 games	2012-13 - 48 games
1970-74 - 78 games	2013-19 - 82 games
1974-92 - 82 games	2019-20 - 69 games
1992-94 - 84 games	2020-21 - 56 games
1994-95 - 48 games	2021-23 - 82 games

TEAM LEADERS/ROOKIE SCORING

FLYERS REGULAR SEASON TEAM LEADERS

SEASON	PLAYER	PIM	GOALTENDER	GAA	GOALTENDER	WINS
1967-68	Van Impe	141	Favell	2.27	Parent	16
1968-69	Kennedy	195	Parent	2.69	Parent	17
1969-70	Heiskala	171	Parent	2.79	Parent	13
1970-71	Dornhoefer	93	Favell	2.66	Favell	16
1971-72	Dornhoefer	183	Favell	2.80	Favell	18
1972-73	Schultz	259	Favell	2.83	Favell	20
1973-74	Schultz	348	Parent	1.89	Parent	47
1974-75	Schultz	472	Parent	2.03	Parent	44
1975-76	Schultz	307	Stephenson	2.58	Stephenson	40
1976-77	Holmgren	201	Stephenson	2.31	Parent	35
1977-78	Dupont	225	Parent	2.22	Parent	29
1978-79	Wilson	197	Parent	2.70	Stephenson	20
1979-80	Holmgren	267	Peeters	2.73	Peeters	29
1980-81	Holmgren	306	St.Croix	2.49	Peeters	22
1981-82	Cochrane	329	Peeters	3.71	Peeters	23
1982-83	Cochrane	237	Froese	2.52	Lindbergh	23
1983-84	Cochrane	225	Froese	3.14	Froese	28
1984-85	Tocchet	181	Lindbergh	3.02	Lindbergh	40
1985-86	Tocchet	284	Froese	2.55	Froese	31
1986-87	Tocchet	286	Hextall	3.00	Hextall	37
1987-88	Tocchet	301	Hextall	3.51	Hextall	30
1988-89	Chychrun	245	Hextall	3.23	Hextall	30
1989-90	Berube	291	Wregget	3.42	Wregget	22
1990-91	Berube	293	Peeters	2.88	Hextall	13
1991-92	Carkner	195	Hextall	3.40	Hextall	16
1992-93	McGill	238	Soderstrom	3.42	Soderstrom	20
1993-94	Brown	137	Roussel	3.34	Roussel	29
1994-95	Antoski	107	Roussel	2.34	Hextall	17
1995-96	Antoski	204	Hextall	2.17	Hextall	31
1996-97	Daniels	237	Snow	2.52	Hextall	31
1997-98	Kordic	210	Hextall	2.17	Hextall	21
1998-99	Lindros	120	Vanbiesbrouck	2.18	Vanbiesbrouck	27
1999-00	Berube	162	Boucher	1.91	Vanbiesbrouck	25
2000-01	Richardson	131	Cechmanek	2.01	Cechmanek	35
2001-02	Fedoruk	141	Cechmanek	2.05	Cechmanek	24
2002-03	Brashear	161	Cechmanek	1.83	Cechmanek	33
2003-04	Brashear	212	Esche	2.04	Esche	21
2005-06	Brashear	166	Niittymaki/Esche	2.97	Niittymaki	23
2006-07	Eager	233	Niittymaki	3.38	Niittymaki	9
2007-08	Cote	202	Biron	2.59	Biron	30
2008-09	Carcillo	254	Niittymaki/Biron	2.76	Biron	29
2009-10	Carcillo	207	Leighton	2.48	Emery/Leighton	16
2010-11	Hartnell	142	Boucher	2.41	Bobrovsky	28
2011-12	Rinaldo	232	Bryzgalov	2.48	Bryzgalov	33
2012-13	Rinaldo	85	Mason	1.90	Bryzgalov	19
2013-14	Rinaldo	153	Mason	2.50	Mason	33
2014-15	Rinaldo	102	Mason	2.25	Mason	18
2015-16	Simmonds	147	Neuvirth	2.27	Mason	23
2016-17	Simmonds	122	Stolarz	2.07	Mason	26
2017-18	Gudas	83	Neuvirth	2.60	Elliott	23
2018-19	Simmonds	90	Hart	2.83	Hart	16
2019-20	Farabee	39	Hart	2.42	Hart	24
2020-21	Aube-Kubel	44	Elliott	3.06	Elliott	15
2021-22	MacEwen	110	Hart	3.16	Hart	13
2022-23	Deslauriers	136	Hart	2.94	Hart	22

FLYERS ALL-TIME TOP ROOKIE SCORERS

PLAYER	POS	YEAR	GP	G	A	PTS
Mikael Renberg	RW	1993-94	83	38	44	82
Dave Poulin	C	1983-84	73	31	45	76
Eric Lindros	C	1992-93	61	41	34	75
Brian Propp	LW	1979-80	80	34	41	75
Ron Flockhart	C	1981-82	72	33	39	72
Pelle Eklund	C	1985-86	70	15	51	66
Bill Barber	LW	1972-73	69	30	34	64
Peter Zezel	C	1984-85	65	15	46	61
Andre Lacroix	C	1968-69	75	23	32	56
Serge Bernier	RW	1970-71	77	23	28	51
Ron Sutter	C	1983-84	77	19	32	51
Mel Bridgman	C	1975-76	80	23	27	50
Behn Wilson	D	1978-79	80	23	36	49
Simon Gagne	LW	1999-00	80	20	28	48
Matt Read	RW	2011-12	79	24	23	47
Shayne Gostisbehere	D	2015-16	66	17	29	46
Bobby Clarke	C	1969-70	76	15	31	46
Tim Kerr	C	1980-81	68	22	23	45
Jim Johnson	C	1968-69	68	17	27	44
Thomas Ericksson	D	1983-84	68	11	33	44
Janne Niinmaa	D	1996-97	77	4	40	44



TEAM LEADERS/ROOKIE SCORING

PLAYER	GP	G	A	PTS	PIM	PLAYER	GP	G	A	PTS	PIM
B. Clarke	1144	358	852	1210	1453	D. Langkow	209	41	86	127	130
C. Giroux	1000	291	609	900	412	E. Van Impe	617	19	107	126	892
B. Barber	903	420	463	883	623	B. Fedyk	200	59	65	124	160
B. Propp	790	369	480	849	669	K. Aton	303	45	72	117	424
R. MacLeish	741	328	369	697	984	J. Pitkanen	206	25	91	116	210
E. Lindros	486	290	369	659	346	D. Schultz	297	51	64	115	1386
T. Kerr	601	363	287	650	577	J. Williams	226	43	72	115	108
J. LeClair	649	333	310	643	337	P. Forsberg	100	30	85	115	118
M. Recchi	602	232	395	627	388	M. Bullard	124	50	63	113	127
J. Voracek	727	177	427	604	385	S. Kapanen	311	44	66	110	70
R. Brind'Amour	633	235	366	601	563	B. Marsh	514	14	96	110	636
S. Gagne	691	264	271	535	284	T. Gorence	291	57	52	109	89
G. Dornhoefer	725	202	316	518	1256	B. Clement	229	53	52	105	166
R. Leach	606	306	208	514	276	T. Klatt	209	41	57	98	57
R. Tocchet	621	232	276	508	1817	T. Eriksson	208	22	76	97	107
M. Howe	594	138	342	480	323	O. Lindblom	263	50	47	97	63
S. Couturier	721	180	280	460	277	M. Ricci	146	41	56	97	157
P. Eklund	589	118	334	452	107	J. Lupul	135	45	51	96	93
M. Craven	523	152	272	424	315	A. Hill	221	40	55	95	227
I. Sinisalo	526	199	209	408	180	C. Pronger	145	15	77	92	133
E. Desjardins	738	93	303	396	406	S. Podein	301	44	48	92	216
D. Poulin	467	161	233	394	303	M. Dvorak	193	11	74	85	51
W. Simmonds	584	203	175	378	784	J. Beranek	134	46	38	84	137
Ron Sutter	555	137	223	360	854	K. Huffman	207	23	61	84	158
M. Richards	453	133	216	349	397	P. Falloon	144	38	45	83	24
J. Carter	461	181	162	343	288	Rich Sutter	204	36	47	83	381
T. Konecny	488	141	191	332	343	B. Ashbee	270	15	67	82	277
S. Hartnell	517	157	169	326	908	J. Orto	213	28	52	80	292
M. Bridgman	462	119	205	324	971	D. Yushkevich	215	17	63	80	212
R. Lonsberry	497	144	170	314	403	T. Crisp	194	25	54	79	78
P. Holmgren	500	138	171	309	1600	D. Brown	552	39	59	78	1382
J. van Riemsdyk	527	146	151	297	182	J. Niinimaa	143	7	71	78	114
M. Bernberg	366	128	168	296	210	L. Rochefort	139	35	42	77	216
B. Kelly	741	128	168	296	1285	G. Cochrane	257	16	61	77	1110
D. Briere	364	124	159	283	331	A. Meszaros	192	20	56	76	71
K. Timonen	519	38	232	270	304	R. Fedotenko	199	37	38	75	127
P. Zezel	310	91	170	261	230	S. Bernier	123	35	40	75	130
O. Kindrachuk	360	79	181	260	465	K. Jones	131	27	47	74	164
K. Linseman	269	73	184	257	585	R. Gudus	290	17	56	73	355
B. Schenn	424	109	137	246	217	A. MacDonald	129	11	61	72	137
D. Saleski	476	118	117	235	602	B. Sutherland	294	42	29	71	40
T. Bladon	463	67	163	230	281	L. Goodenough	129	15	56	71	104
M. Knuble	338	118	111	229	290	N. Patrick	197	30	40	70	77
S. Gostisbehere	381	60	159	219	129	C. Gratton	108	23	47	70	200
I. Provcorov	532	65	152	217	196	P. Svoboda	232	10	60	70	320
B. Wilson	339	59	155	214	873	M. Frost	218	26	43	69	42
K. Primeau	312	87	126	213	414	R. Jones	157	13	56	69	134
S. Nolet	358	93	108	201	129	T. Amonte	93	27	41	68	40
S. Laughton	519	82	117	199	296	D. Brashear	270	22	44	66	648
Joe Watson	746	36	162	198	397	S. Upshall	134	27	37	64	145
S. Mellanby	355	83	114	197	694	M. Del Zotto	167	20	43	63	78
B. Dailey	304	56	138	194	397	S. Duchesne	89	20	43	63	88
D. Crossman	392	35	158	193	255	D. Zubrus	200	19	43	62	89
B. McCrimmon	367	35	152	187	355	D. Quinn	102	18	40	58	48
M. Read	437	87	100	187	81	V. Lecavalier	133	28	30	58	82
J. Watson	613	38	148	186	492	V. Zelepukin	151	27	30	57	103
D. Sittler	191	84	94	178	148	V. Leino	94	21	36	57	26
A. Dupont	539	42	135	177	1505	O. Tippet	98	31	25	56	18
K. Dineen	284	88	88	176	533	G. Peters	229	27	28	55	209
J. Roenick	216	67	106	173	211	D. Sarrazin	100	20	35	55	22
G. Galley	236	28	144	172	260	P. Coffey	94	8	47	55	50
A. Lacroix	245	72	98	170	36	C. Berube	323	20	34	54	1138
J. Johnson	266	66	102	168	67	J. Jaeger	73	19	35	54	30
D. Smith	494	80	87	167	338	D. Hawerchuk	67	16	38	54	36
B. Coburn	576	37	124	161	470	L. Hachborn	78	16	38	54	27
M. Raffl	504	81	79	160	212	K. Dykhuus	227	13	41	54	211
C. Therien	753	29	130	159	583	B. Selby	119	25	28	53	47
K. Hayes	253	63	94	157	105	Marty Murray	150	23	30	53	23
J. Gendron	278	69	86	155	203	E. Weirnich	215	8	45	53	98
K. Johnson	291	40	107	147	140	Y. Racine	67	9	43	52	48
M. Handzus	237	54	92	146	166	C. Atkinson	73	23	27	50	10
R. Flockhart	167	65	80	145	108	A. Lomakin	88	22	28	50	60
R.J. Umberger	334	60	82	142	112	M. Pederson	104	20	30	50	33
K. Samuelsson	545	35	106	141	815	R. Lapointe	146	8	42	50	183
D. McGillis	340	32	108	140	303	B. Lesuk	123	24	25	49	112
M. Streit	274	30	110	140	120	B. Dunlop	69	20	29	49	16
B. Flett	167	71	68	139	130	L. Angotti	70	12	37	49	35
T. Sanheim	416	36	103	139	171	J. Latal	92	12	36	48	24
L. Carson	346	61	76	137	494	D. Vermeert	95	23	24	47	30
M. Carle	308	15	122	137	91	N. Gates	98	18	29	47	16
J. Farabee	252	60	72	132	158	V. Prospal	77	14	33	47	27
T. Carnker	376	29	103	132	867	R. Hagg	236	13	34	47	143
R. Allison	168	47	81	128	210	L. Hillman	149	8	39	47	112
G. Murphy	261	31	97	128	254	M. Talbot	127	25	21	46	84

ALL-TIME SCORING LIST

PLAYER	GP	G	A	PTS	PIM	PLAYER	GP	G	A	PTS	PIM
B. Hughes	122	5	41	46	88	G. Adams	39	7	15	22	113
D. Blackburn	115	16	29	45	59	A. Delmore	95	7	15	22	24
C. VanDeVelde	250	17	28	45	77	A. Picard	72	3	19	22	23
A. Asham	150	18	26	44	281	H. Bennett	53	13	8	21	67
D. Powe	204	22	21	43	130	K. Calder	59	9	12	21	36
F. Kennedy	132	18	25	43	325	D. Evans	65	8	13	21	70
B. Manning	207	11	32	43	212	P. Nedved	49	6	15	21	54
G. Hawgood	59	9	34	43	58	M. Baron	83	10	10	20	86
J. Braun	227	9	34	43	91	C. Schmautz	30	8	12	20	23
J. Hull	210	20	22	42	26	T. Pitlick	63	8	12	20	12
L. Schenn	213	12	30	42	140	D. Seidenberg	92	6	14	20	26
T. DeAngelo	70	11	31	42	73	D. Hoyda	108	4	16	20	257
B. Dean	86	11	31	42	54	I. Laperriere	82	3	17	20	162
L. Hale	196	5	37	42	90	K. McCarthy	90	3	17	20	57
J. Weal	124	19	23	42	38	J. Chychrun	199	3	17	20	606
L. Morrison	202	19	22	41	70	D. Sulliman	80	9	10	19	8
V. Fippula	101	16	25	41	22	B. Eager	111	9	10	19	313
B. Benning	59	11	29	40	128	A. Semenov	70	4	15	19	20
B. Hoffmeyer	92	9	31	40	182	K. Yandle	77	1	18	19	14
J. Wells	126	5	35	40	313	Z. MacEwen	121	7	11	18	164
P. Evans	103	14	25	39	34	A. Zhamnov	20	5	13	18	14
T. Fedoruk	268	13	26	39	575	S. O'Donnell	81	1	17	18	87
N. Grossmann	198	7	31	38	118	A. Faust	47	10	7	17	14
V. Butsayev	99	14	23	37	119	R. Nattress	44	7	10	17	29
C. Forbes	132	22	14	36	110	B. Jones	48	7	10	17	44
E. Hoekstra	70	15	21	36	6	R. Robitaille	28	5	12	17	22
R. Foley	58	11	25	36	168	N. Seeler	120	5	12	17	85
J. Miszuck	140	6	30	36	149	S. Ruzicka	55	4	13	17	47
R. Ristolainen	140	5	31	36	70	A. Stanley	64	4	13	17	28
L. Richardson	387	7	28	35	618	R. McGill	134	4	13	17	363
P. Bellemare	237	17	17	34	65	T. Bergen	14	11	5	16	4
D. Weise	152	17	17	34	75	S. Gagner	53	8	8	16	25
G. Paslawski	60	14	19	33	12	D. Brassard	31	6	10	16	10
R. DiMaio	109	12	21	33	117	P. Brown	87	6	10	16	28
N. Lacombe	92	11	22	33	34	M. Sykora	49	5	11	16	26
D. Hatcher	203	9	24	33	193	G. Morrison	43	1	15	16	70
M. Taylor	64	8	25	33	24	P. Sharp	66	10	5	15	67
M. Niskanen	68	8	25	33	29	D. Afanasev	41	8	7	15	12
W. Hillman	258	8	25	33	170	E. Hospodar	112	8	7	15	321
D. Carcillo	153	16	16	32	414	M. Freer	59	6	9	15	18
R. Somik	113	12	20	32	27	D. Tippett	73	4	11	15	38
F. Meyer	83	8	24	32	47	B. Savage	66	9	5	14	28
A. Daigle	68	12	19	31	8	J. Sim	39	7	7	14	28
P. White	104	10	21	31	24	R. Potulny	44	7	7	14	26
T. Murray	115	1	30	31	69	B. Dobbin	56	6	8	14	39
P. Ranheim	187	15	15	30	56	J. Vandermeer	75	6	8	14	79
B. Betts	138	13	17	30	22	M. Bureau	125	6	8	14	20
C. York	87	5	25	30	24	M. Botell	32	4	10	14	31
G. Sanderson	58	11	18	29	44	G. Metropolit	55	4	10	14	15
C. Boivin	114	11	18	29	320	M. Hostak	55	3	11	14	24
S. Downie	89	9	20	29	154	M. Parizeau	38	2	12	14	10
K. Haller	132	7	22	29	177	D. Lacroix	130	8	5	13	298
P. Myers	115	6	23	29	54	P. Juhlin	56	7	6	13	23
R. Hextall	489	1	28	29	476	P. Brendl	50	6	7	13	6
N. Schultz	189	3	26	29	99	J. Paddock	47	5	8	13	49
R. White	107	17	11	28	131	W. Huber	10	4	9	13	16
A. Nodl	127	12	16	28	20	A. Zhitnik	31	3	10	13	38
N. Aube-Kubel	102	10	18	28	69	A. Alberts	79	1	12	13	61
N. Barnes	82	4	24	28	77	C. Lapointe	56	7	5	12	48
N. Cousins	107	12	15	27	37	S. McCarthy	71	6	6	12	136
J. Dopita	52	11	16	27	8	N. Deslauriers	80	6	6	12	136
P. Hannigan	72	11	16	27	58	M. Greig	30	5	7	12	14
R. Fleming	65	9	18	27	134	J. Gauthier	65	5	7	12	74
J. Potvin	64	6	21	27	16	E. Medvedev	45	4	8	12	34
F. Bathe	198	3	24	27	502	D. Kordic	197	4	8	12	584
J. Druce	79	12	14	26	27	K. Versteeg	27	7	4	11	24
J.J. Daigneault	105	8	18	26	68	E. Chouinard	46	7	4	11	10
M. Busniuk	143	3	23	26	297	M. Mantha	35	3	8	11	35
M. Sillinger	52	11	14	25	24	B. Wesley	52	3	8	11	109
C. LaForge	65	9	16	25	36	L. Zeidel	66	1	10	11	74
C. MacTavish	100	8	17	25	85	B. Parent	486	0	11	11	95
T. Ball	62	7	18	25	20	J. Lehtera	89	4	7	11	47
K. Manderville	129	7	18	25	59	Y. Preston	28	7	3	10	4
M. Rathje	97	3	22	25	52	J. Hlavac	31	7	3	10	8
E. Heiskala	127	13	11	24	294	T. McGinn	36	7	3	10	23
M. Ragnarsson	113	9	15	24	90	E. Wellwood	31	5	5	10	4
Z. Rinaldo	223	8	16	24	572	J. Dowd	73	5	5	10	41
D. Kushner	82	10	13	23	213	A. Oates	14	3	7	10	6
B. Radiojevic	88	9	14	23	80	J. McIlhargey	128	3	7	10	497
A. Conroy	114	9	14	23	156	D. Tertyshny	62	2	8	10	30
T. Horacek	116	9	14	23	217	D. Nachbaur	65	2	8	10	194
E. Gustafsson (1988)	91	6	17	23	24	D. Stanley	89	2	8	10	216
N. Zherdev	56	16	6	22	22	E. Gustafsson ('92)	24	1	9	10	0
W. Allison	75	13	9	22	40	J. Smith	77	1	9	10	86
D. Cherry	139	12	10	22	41	N. Dimitrakos	24	5	4	9	12



ALL-TIME SCORING LIST

PLAYER	GP	G	A	PTS	PIM	PLAYER	GP	G	A	PTS	PIM
M. Comrie	21	4	5	9	12	P. Plante	26	1	3	4	15
S. Kasper	37	4	5	9	12	R. Bailey	27	1	3	4	78
R. Paiement	43	4	5	9	74	T. Stevenson	31	1	3	4	45
A. Hall	91	4	5	9	23	P.J. Stock	31	1	3	4	78
P. Guay	16	2	7	9	14	N. Thompson	40	1	3	4	40
K. Stevens	23	2	7	9	18	S. Malgunas	71	1	3	4	90
W. Hicks	32	2	7	9	6	S. Antoski	89	1	3	4	265
C. McAllister	121	2	7	9	258	B. Brink	10	0	4	4	0
M. Lamb	27	1	8	9	18	A. Stratton	12	0	4	4	4
J. Finley	55	1	8	9	24	J. Timonen	14	0	4	4	6
O. Bartulis	66	1	8	9	32	E. Zamula	26	0	4	4	6
F. Arthur	77	1	8	9	49	M. LaForest	38	0	4	4	12
S. Daniels	56	5	3	8	237	D. Gauthier	60	0	4	4	82
G. Odjick	30	4	4	8	38	K. Wregget	107	0	4	4	18
M. York	34	4	4	8	8	B. Elliott	130	0	4	4	6
L. Sedlak	27	3	5	8	12	D. Roussel	139	0	4	4	23
M. Rouse	40	3	5	8	42	P. Peeters	179	0	4	4	77
M. Maneluk	14	2	6	8	12	D. Favell	215	0	4	4	86
D. Michayluk	14	2	6	8	8	R. Romanuk	17	3	0	3	17
T. Young	20	2	6	8	12	K. Bellows	27	3	0	3	6
J. Bowen	73	2	6	8	99	J. Rosehill	45	3	0	3	154
A. Burt	84	1	7	8	59	D. Laliberte	11	2	1	3	6
C. Colaiacovo	33	2	6	8	10	O. Lauridsen	16	2	1	3	44
Ross Fitzpatrick	20	5	2	7	0	A. Savage	16	2	1	3	4
B. Corkum	28	4	3	7	8	C. Jensen	21	2	1	3	2
M.A. Bourdon	45	4	3	7	52	T. Sestito	21	2	1	3	95
T. Foerster	8	3	4	7	8	S. Cronin	35	2	1	3	37
C. Foster	25	3	4	7	20	H. Hodgson	7	1	2	3	11
E. Joyal	26	3	4	7	8	G. Roberts	11	1	2	3	15
G. Hynes	37	3	4	7	16	D. Plante	12	1	2	3	4
H. Zolnierczyk	44	3	4	7	71	E. Meloche	13	1	2	3	4
P. Varone	47	3	4	7	8	L. Mickey	14	1	2	3	8
T. Leier	55	2	5	7	10	D. Schock	14	1	2	3	0
G. Seabrooke	19	1	6	7	4	J. Gratton	22	1	2	3	71
G. Smyth	49	1	6	7	192	B. Root	24	1	2	3	16
T. Harris	70	1	6	7	48	K. Connaughton	26	1	2	3	2
L. Kukkonen	95	1	6	7	56	K. Daniels	27	1	2	3	4
R. Parent	102	1	6	7	36	L. Wright	38	1	2	3	6
R. Cote	156	1	6	7	411	C. Bunnaman	54	1	2	3	8
G. Dionne	22	0	7	7	2	I. Bryzgalov	40	0	3	3	0
L. Sbiaa	39	0	7	7	36	U. Samuelsson	49	1	2	3	58
G. Mayhew	25	6	0	6	10	G. Meehan	12	0	3	3	4
M. Willman	50	4	2	6	20	S. Sandelin	15	0	3	3	0
R. Lyubimov	47	4	2	6	8	J. Modyr	19	0	3	3	8
C. Darby	12	2	4	6	2	M. Petit	20	0	3	3	51
B. Lemieux	18	2	4	6	21	A. Brimanis	21	0	3	3	12
D. Babych	39	2	4	6	32	R. Vopat	48	0	3	3	80
M. Andersson	43	2	4	6	0	D. Biggs	11	2	0	2	8
R. Hartman	19	2	4	6	30	C. McDonald	8	2	0	2	7
D. Tolpeko	26	1	5	6	24	Y. Dupre	35	2	0	2	16
J. Sacco	34	1	5	6	20	D. Gardner	2	1	1	2	0
B. Gervais	37	1	5	6	10	A. Brickley	3	1	1	2	0
D. Fenyves	58	1	5	6	32	N. Prosser	6	1	1	2	0
A. Lilja	50	0	6	6	34	M. Holan	8	1	1	2	4
B. Froese	144	0	6	6	22	B. Collins	9	1	1	2	4
S. Mason	231	0	6	6	14	D. McAmmond	10	1	1	2	4
J. Montgomery	13	2	3	5	15	L. Keenan	14	1	1	2	2
T. Warriner	13	2	3	5	6	J. Akesson	15	1	1	2	8
D. Markov	34	2	3	5	58	J. Cates	20	1	1	2	0
M. Vorobeyev	35	2	3	5	8	P. Crowe	16	1	1	2	28
J. Shelley	89	2	3	5	191	M. Eaton	27	1	1	2	8
R. Ellis	4	1	4	5	0	L. Krajcick	27	1	1	2	14
D. Grant	7	1	4	5	2	C. Winnes	4	0	2	2	0
M. Picard	7	1	4	5	0	M. Byers	5	0	2	2	0
J. Kalinski	22	1	4	5	0	L. Hogberg	5	0	2	2	2
M. Timander	34	1	4	5	19	J. Slaney	5	0	2	2	0
P. Lawless	8	0	5	5	0	B. Berglund	7	0	2	2	4
M. Stankiewicz	19	0	5	5	25	L. Jonsson	8	0	2	2	6
P. Thoresen	21	0	5	5	8	J. Stevens	9	0	2	2	14
W. Brossart	47	0	5	5	12	N. Guenin	12	0	2	2	6
R. MacSweyn	47	0	5	5	10	Z. Zalapski	12	0	2	2	6
R. Zettler	65	0	5	5	103	D. Snuggerrud	14	0	2	2	0
R. Esche	128	0	5	5	43	O-K. Tollefsen	18	0	2	2	23
M. Biron	133	0	5	5	8	B. Kane	23	0	2	2	35
P. Lindbergh	157	0	5	5	10	C. Folin	26	0	2	2	16
D. Callander	18	3	1	4	5	D. Richter	50	0	2	2	138
P. Murray	25	3	1	4	15	T. Soderstrom	78	0	2	2	4
L. Barrie	9	2	2	4	9	R. St. Croix	82	0	2	2	2
R. Attard	17	2	2	4	8	M. Neuvirth	89	0	2	2	4
D. Syret	27	2	2	4	14	J. Vanbiesbrouck	112	0	2	2	18
M. Pyorala	36	2	2	4	10	B. Boucher	140	0	2	2	12
T. Laczynski	38	2	2	4	2	A. Niittymaki	161	0	2	2	4
I. Ratcliffe	10	1	3	4	10	P. Straka	3	0	2	2	0
B. Wilkie	10	1	3	4	8	D. Gillen	1	1	0	1	0
C. Knight	23	1	3	4	0	T. Hlushko	2	1	0	1	0

ALL-TIME SCORING LIST

PLAYER	GP	G	A	PTS	PIM	PLAYER	GP	G	A	PTS	PIM
W. Walz	2	1	0	1	0	K. Wright	1	0	0	0	0
B. Sirois	4	1	0	1	4	M. Boland	2	0	0	0	0
T. White	4	1	0	1	0	D. Ederstrand	2	0	0	0	0
T. Divisek	5	1	0	1	0	K. Greentree	2	0	0	0	0
K. Maguire	5	1	0	1	6	M. Konan	2	0	0	0	0
P. Hubacek	6	1	0	1	2	F. Kucera	2	0	0	0	2
D. Lucas	6	1	0	1	0	J. Lank	2	0	0	0	2
T. Kallio	7	1	0	1	2	M. Larocque	2	0	0	0	0
D. Kase	7	1	0	1	0	N. Little	2	0	0	0	10
B. Gordon	13	1	0	1	2	I. MacNeil	2	0	0	0	0
C. Joseph	17	1	0	1	21	M. Ouellet	2	0	0	0	0
D. Rumble	18	1	0	1	4	S. Sabol	2	0	0	0	0
A. Secord	20	1	0	1	38	M. Sushko	2	0	0	0	0
C. Twarzynski	22	1	0	1	6	G. Swarbrick	2	0	0	0	0
S. Morin	29	1	0	1	45	B. Tiley	2	0	0	0	0
B. H. Armstrong	1	0	1	1	0	T. Tookey	2	0	0	0	0
R. Bast	2	0	1	1	0	M. Vecchione	2	0	0	0	0
D. Patterson	3	0	1	1	0	C. Vilgrain	2	0	0	0	0
K. Newbury	4	0	1	1	7	G. Williams	2	0	0	0	0
M. Suzor	4	0	1	1	4	J. Zent	2	0	0	0	0
R. Moore	5	0	1	1	0	M. Cullen	3	0	0	0	0
N. Baumgartner	6	0	1	1	21	M. Grenier	3	0	0	0	0
V. Malakhov	6	0	1	1	2	M. Lamoureux	3	0	0	0	0
M. Ellison	7	0	1	1	2	C. Fisher	4	0	0	0	6
R. Ready	7	0	1	1	0	J. Wright	4	0	0	0	4
T. Grant	8	0	1	1	10	B. Jones	4	0	0	0	2
G. Inness	8	0	1	1	0	F. Chabot	4	0	0	0	0
O. Lycksell	8	0	1	1	8	E. Desnoyers	4	0	0	0	0
K. Law	9	0	1	1	4	J. Mair	4	0	0	0	0
B. Tippetts	9	0	1	1	69	D. Martel	4	0	0	0	0
J. Bailey	11	0	1	1	2	D. McLeod	4	0	0	0	0
M. Friedman	11	0	1	1	6	G. Rubtsov	4	0	0	0	0
M. Stothers	12	0	1	1	23	C. Talbot	4	0	0	0	0
A. Kovalenko	13	0	1	1	2	S. Washburn	4	0	0	0	0
S. Smith	14	0	1	1	15	A. MacAdam	5	0	0	0	0
R. Ramage	15	0	1	1	14	H. Gill	6	0	0	0	2
S. Beauregard	16	0	1	1	0	P. Healey	6	0	0	0	12
C. Stewart	16	0	1	1	21	S. Lajeunesse	6	0	0	0	2
P. Kubina	17	0	1	1	15	W. Young	6	0	0	0	0
K. Huskins	19	0	1	1	4	D. Hamel	7	0	0	0	0
Rory Fitzpatrick	19	0	1	1	11	B. Holmstrom	7	0	0	0	7
A. Andreoff	20	0	1	1	11	R. Park	7	0	0	0	0
M. Belhumeur	23	0	1	1	2	J. Boulerice	8	0	0	0	34
D. Jensen	30	0	1	1	2	M. Walker	8	0	0	0	20
M. Leighton	39	0	1	1	0	P. Kavanagh	8	0	0	0	2
B. Taylor	44	0	1	1	16	M. Alt	9	0	0	0	2
R. Emery	88	0	1	1	37	B. Hoffort	9	0	0	0	2
G. Snow	90	0	1	1	66	N. Boynton	10	0	0	0	4
C. Hart	201	0	1	1	2	R. Zepp	10	0	0	0	0
R. Cechmanek	163	0	1	1	22	J. Paterson	11	0	0	0	43
W. Stephenson	165	0	1	1	17	C. Pickard	11	0	0	0	2
S. Anderson	1	0	0	0	0	T. Goulbourne	11	0	0	0	2
J. Backlund	1	0	0	0	0	L. Brown	12	0	0	0	0
D. Carruthers	1	0	0	0	0	S. Ersson	12	0	0	0	0
J. Cunningham	1	0	0	0	2	D. Printz	13	0	0	0	4
M. D'Amour	1	0	0	0	0	B. St. Jacques	13	0	0	0	4
R. Drolet	1	0	0	0	0	J. Ross	13	0	0	0	2
J. Duchesne	1	0	0	0	0	D. Reid	14	0	0	0	18
J. Fritsch	1	0	0	0	0	J. Hanna	15	0	0	0	0
J. Gillis	1	0	0	0	0	J. Harding	15	0	0	0	47
A. Ginning	1	0	0	0	2	G. Lefebvre	17	0	0	0	4
C. Heeter	1	0	0	0	0	P. Mrazek	17	0	0	0	0
M. Houle	1	0	0	0	0	A. Stolarz	19	0	0	0	0
M. McKenna	1	0	0	0	0	A. Lyon	22	0	0	0	0
C. Mokošak	1	0	0	0	5	G. Resch	22	0	0	0	0
J. Mrazek	1	0	0	0	0	N. Fotiu	23	0	0	0	40
G. Mulvenna	1	0	0	0	2	B. Myhrnes	23	0	0	0	169
Mike Murray	1	0	0	0	0	F. Sandstrom	25	0	0	0	0
J. Oduya	1	0	0	0	0	S. Burke	26	0	0	0	0
W. O'Neill	1	0	0	0	0	R. Holt	26	0	0	0	74
R. Osburn	1	0	0	0	0	J. Hackett	27	0	0	0	0
J-M Pelletier	1	0	0	0	0	B. Gamble	35	0	0	0	2
R. Pelletier	1	0	0	0	0	M. Jones	35	0	0	0	0
M. Peluso	1	0	0	0	0	P. Myre	57	0	0	0	37
V. Pletka	1	0	0	0	0						
N. Raduns	1	0	0	0	0						
B. Ritchie	1	0	0	0	0						
L. Sandin	1	0	0	0	0						
M. Siklenka	1	0	0	0	0						
R. Simpson	1	0	0	0	0						
J. Skalder	1	0	0	0	2						
W. Skolney	1	0	0	0	2						
D. Sloane	1	0	0	0	0						
B. Wesenberg	1	0	0	0	5						
D. Wilson	1	0	0	0	0						



ALL-TIME GOALTENDING LIST

PLAYER	GP	MINS	GA	SO	GAA	W	L	OT
Marc D'Amour	1	19	0	0	0.00	0	0	0
Robbie Moore	5	237	7	2	1.77	3	0	1
Roman Cechmanek	163	9384	306	20	1.96	92	43	22
Anthony Stolarz	7	376	13	1	2.07	2	1	1
Gary Inness	8	330	12	0	2.18	3	0	2
John Vanbiesbrouck	112	6662	243	9	2.19	52	33	24
Maxime Ouellet	2	76	3	0	2.37	0	1	0
Jeff Hackett	27	1630	65	3	2.39	10	10	6
Bernie Parent	486	28276	1141	50	2.42	232	141	104
Steve Mason	231	13124	540	14	2.47	104	78	36
Brian Boucher	174	9574	399	8	2.50	73	68	19
Sean Burke	26	1457	62	2	2.55	13	8	2
Garth Snow	90	4972	215	3	2.59	40	25	16
Ilya Bryzgalov	99	5713	248	7	2.60	52	33	10
Robert Esche	128	7106	314	7	2.65	60	40	16
Michal Neuvirth	89	4594	204	4	2.66	39	30	9
Martin Biron	133	7651	346	7	2.71	65	47	16
Sergei Bobrovsky	83	4567	208	0	2.73	42	23	10
Bob Froese	144	8101	370	12	2.74	92	29	12
Michael Leighton	33	1763	81	1	2.76	19	8	2
Wayne Stephenson	165	9192	424	10	2.77	93	35	22
Doug Favell	215	12053	559	16	2.78	76	87	37
Brian Elliott	130	7201	343	6	2.86	65	38	14
Anthony Stolarz	19	1006	48	2	2.86	6	4	4
Ray Emery	88	4652	223	5	2.88	35	34	10
Rob Zepp	10	519	25	0	2.89	5	2	0
Ron Hextall	489	28181	1367	18	2.91	240	172	58
Glenn Resch	22	1054	52	0	2.96	7	7	2
Carter Hart	201	11296	557	5	2.96	84	84	26
Dunc Wilson	1	60	3	0	3.00	0	1	0
Johan Backlund	1	40	2	0	3.00	0	1	0
Antero Niittymaki	161	9042	454	4	3.01	62	61	23
Samuel Ersson	12	645	33	1	3.07	6	3	0
Bruce Gamble	35	1846	95	2	3.09	10	14	4
Dominic Roussel	139	7507	398	5	3.18	62	49	14
Pete Peeters	179	9987	532	5	3.20	85	57	20
Alex Lyon	22	1010	54	0	3.21	6	7	2
Petr Mrazek	17	913	49	1	3.22	6	6	3
Michel Belhumeur	23	1117	60	0	3.22	9	7	3
Rick St. Croix	82	4808	259	2	3.23	38	26	16
Pelle Lindbergh	157	9150	503	7	3.30	87	49	15
Martin Jones	35	1997	114	0	3.42	12	18	3
Jeremy Duchesne	1	17	1	0	3.53	0	0	0
Ken Wregget	107	5834	345	0	3.55	42	47	9
Bruce Hoffort	9	368	22	0	3.59	4	0	3
Felix Sandstrom	25	1410	85	0	3.62	3	16	4
Tommy Soderstrom	78	4248	259	7	3.66	26	35	10
Cam Talbot	4	211	13	0	3.70	1	2	0
Phil Myre	57	3267	202	0	3.71	24	12	19
Wendell Young	6	320	20	0	3.75	3	2	0
Darren Jensen	30	1496	95	2	3.81	15	10	1
Neil Little	2	93	6	0	3.87	0	2	0
Mark LaForest	38	1905	124	1	3.91	10	16	4
Michel Larocque	2	120	8	0	4.00	0	1	1
Calvin Pickard	11	464	31	1	4.01	4	2	2
Bobby Taylor	44	2190	148	0	4.05	15	16	6
Mike McKenna	1	57	4	0	4.22	0	1	0
Frederic Chabot	4	70	5	0	4.29	0	1	1
Stephane Beauregard	16	802	59	0	4.41	3	9	0
Don McLeod	4	181	14	0	4.64	0	3	1
Cal Heeter	1	64	5	0	4.69	0	0	1
Jean-Marc Pelletier	1	60	5	0	5.00	0	1	0
Jerome Mrazek	1	6	1	0	10.00	0	0	0
Martin Houle	1	2	1	0	30.00	0	0	0

BACKUP GOALIES WHO HAVEN'T PLAYED

PLAYER	GAMES	PLAYER	GAMES	PLAYER	GAMES
Jamie Storr	21	Mike Bloski	4	Bob Sneddon	1
Scott Munroe	12	Mike Greenlay	2	Les Kuntar	1
Norm Foster	6	Peter Sternig	2	Dennis Roy	1
Gil Hudon	6	Carter Hutton	1	Dave Settlemyre	1
Jason Bacashihua	5	Fern Rivard	1	Eric Sembroski	1
Sebastien Caron	5	Russ Gillow	1		

ALL-TIME CATEGORY LEADERS

PLAYER	GOALS	PLAYER	ASSISTS	PLAYER	POINTS
Bill Barber	420	Bobby Clarke	852	Bobby Clarke	1210
Brian Propp	369	Claude Giroux	609	Claude Giroux	900
Tim Kerr	363	Brian Propp	480	Bill Barber	883
Bobby Clarke	358	Bill Barber	463	Brian Propp	849
John LeClair	333	Jakub Voracek	427	Rick MacLeish	697
Rick MacLeish	328	Mark Recchi	395	Eric Lindros	659
Reggie Leach	306	Eric Lindros	369	Tim Kerr	650
Claude Giroux	291	Rick MacLeish	369	John LeClair	643
Eric Lindros	290	Rod Brind'Amour	366	Mark Recchi	627
Simon Gagne	264	Mark Howe	342	Rod Brind'Amour	601

PLAYER	GAMES	PLAYER	PIM	DEFENSEMEN	G	A	PTS
Bobby Clarke	1144	Rick Tocchet	1817	Mark Howe	138	342	480
Claude Giroux	1000	Paul Holmgren	1600	Eric Desjardins	93	303	396
Bill Barber	903	Andre Dupont	1505	Kimmo Timonen	38	232	270
Brian Propp	790	Bobby Clarke	1453	Tom Bladen	67	163	230
Chris Therien	753	Dave Schultz	1386	Shayne Gostisbehere	60	159	219
Joe Watson	746	Dave Brown	1382	Ivan Provorov	65	152	217
Bob Kelly	741	Bob Kelly	1285	Behn Wilson	59	155	214
Rick MacLeish	741	Gary Dornhoefer	1256	Joe Watson	36	162	198
Eric Desjardins	738	Craig Berube	1138	Bob Dailey	56	138	194
Jakub Voracek	727	Glen Cochrane	1110	Doug Crossman	35	158	193

LEFT WINGS	G	A	PTS	CENTERS	G	A	PTS	RIGHT WINGS	G	A	PTS
Bill Barber	420	463	883	Bobby Clarke	358	852	1210	Tim Kerr	363	287	650
Brian Propp	369	480	849	Claude Giroux	291	609	900	Mark Recchi	232	395	627
John LeClair	333	310	643	Rick MacLeish	328	369	697	Jakub Voracek	177	427	604
Simon Gagne	264	271	535	Eric Lindros	290	369	659	Gary Dornhoefer	202	316	518
Murray Craven	152	272	424	Rod Brind'Amour	235	366	601	Reggie Leach	306	208	514
Scott Hartnell	157	169	326	Sean Couturier	180	280	460	Rick Tocchet	232	276	508
Ross Lonsberry	144	170	314	Pelle Eklund	118	334	452	Ilkka Sinisalo	199	210	409
James van Riemsdyk	146	151	297	Dave Poulin	161	233	394	Wayne Simmonds	203	175	378
Bob Kelly	128	168	296	Ron Sutter	137	223	360	Travis Konecny	141	191	332
Derrick Smith	80	87	167	Michael Richards	133	216	349	Paul Holmgren	138	171	309

POWER PLAY	GOALS	SHORTHANDED	GOALS	HAT TRICK	TIMES
Tim Kerr	144	Bobby Clarke	32	Tim Kerr	17
Bill Barber	104	Bill Barber	31	Rick MacLeish	12
Brian Propp	103	Dave Poulin	27	John LeClair	11
John LeClair	102	Mark Howe	24	Eric Lindros	11
Bobby Clarke	99	Michael Richards	23	Brian Propp	8
Rick MacLeish	98	Rick MacLeish	21	Rick Tocchet	8
Wayne Simmonds	91	Brian Propp	20	Reggie Leach	7
Claude Giroux	84	Rod Brind'Amour	18	Bill Barber	6
Eric Lindros	82	Jeff Carter	12	Scott Hartnell	6
Reggie Leach	79	Simon Gagne	11	Bobby Clarke	5
Rod Brind'Amour	75	Don Saleski	11	Kevin Dineen	5
Mark Recchi	74	Ilkka Sinisalo	11	Dave Poulin	5

GOALTENDER GAMES	SHUTOUTS	AVERAGE GAA (50+ GAMES)	WINS				
Ron Hextall	489	Bernie Parent	50	Roman Cechmanek	1.96	Ron Hextall	240
Bernie Parent	486	Roman Cechmanek	20	John Vanbiesbrouck	2.19	Bernie Parent	232
Steve Mason	231	Ron Hextall	18	Bernie Parent	2.43	Steve Mason	104
Doug Favell	215	Doug Favell	16	Steve Mason	2.47	Wayne Stephenson	93
Carter Hart	201	Steve Mason	14	Brian Boucher	2.50	Roman Cechmanek	92
Pete Peeters	179	Bob Froese	12	Garth Snow	2.59	Bob Froese	92
Brian Boucher	174	Wayne Stephenson	10	Ilya Bryzgalov	2.60	Pelle Lindbergh	87



ALL-TIME STREAKS

LONGEST...

WIN STREAKS

13 Games	Oct. 19, 1985 through Nov. 17, 1985
14 Games	March 5, 1985 through March 24, 1985
10 Games	Nov. 27, 2016 through Dec. 14, 2016
10 Games	Dec. 22, 1982 through Jan. 13, 1983
9 Games	Oct. 25, 1979 through Nov. 15, 1979
9 Games	April 2, 1995 through April 22, 1995
9 Games	Feb. 18, 2020 through March 7, 2020

WIN STREAKS AT HOME

20 Games	Jan. 4, 1976 through April 3, 1976
14 Games	Feb. 10, 1985 through April 4, 1985
11 Games	Feb. 13, 1975 through March 23, 1975
11 Games	Nov. 28, 1976 through Jan. 16, 1977
11 Games	Oct. 19, 1985 through Nov. 27, 1985
11 Games	Oct. 27, 2003 through Dec. 5, 2003

WIN STREAKS ON THE ROAD

8 Games	Dec. 22, 1982 through Jan. 16, 1983
7 Games	Oct. 12, 1985 through Nov. 16, 1985
7 Games	Feb. 6, 2018 through Feb. 26, 2018
6 Games	Jan. 22, 1980 through Feb. 9, 1980
6 Games	March 5, 1985 through March 23, 1985
6 Games	Jan. 2, 2003 through Jan. 21, 2003
6 Games	Dec. 13, 2005 through Dec. 29, 2005
6 Games	Jan. 5, 2008 through Feb. 5, 2008

LOSING STREAKS

9 Games	Dec. 8, 2006 through Dec. 27, 2006
7 Games	Jan. 4, 2007 through Jan. 18, 2007
6 Games	March 25, 1970 through April 4, 1970
6 Games	Dec. 5, 1992 through Dec. 17, 1992
6 Games	Jan. 25, 1994 through Feb. 5, 1994
6 Games	Nov. 24, 2014 through Dec. 3, 2014
6 Games	Nov. 26, 2021 through Dec. 8, 2021
6 Games	Apr. 9, 2022 through Apr. 19, 2022
6 Games	Apr. 1, 2023 through Apr. 9, 2023

LOSING STREAKS AT HOME

8 Games	Dec. 9, 2006 through Jan. 27, 2007
6 Games	Nov. 11, 2017 through Dec. 2, 2017
5 Games	Jan. 30, 1969 through Feb. 15, 1969
5 Games	Dec. 19, 1989 through Jan. 23, 1990
5 Games	Feb. 6, 2008 through Feb. 21, 2008
4 Games	6 times

LOSING STREAKS ON THE ROAD

9 Games	Oct. 30, 2014 through Dec. 3, 2014
9 Games	Feb. 24, 2015 through March 21, 2015
9 Games	Dec. 15, 2016 through Jan. 15, 2017
8 Games	Oct. 25, 1972 through Nov. 26, 1972
8 Games	March 3, 1988 through March 29, 1988
7 Games	Dec. 28, 1991 through Jan. 25, 1992
7 Games	Jan. 1, 2022 through Feb. 12, 2022
6 Games	9 times

TIE STREAKS

4 Games	Jan. 2, 1969 through Jan. 8, 1969
4 Games	Dec. 8, 1991 through Dec. 15, 1991
3 Games	Feb. 27, 1969 through March 2, 1969
3 Games	Oct. 23, 1969 through Oct. 30, 1969
3 Games	March 1, 1970 through March 7, 1970
3 Games	Jan. 20, 1971 through Jan. 23, 1971
3 Games	Jan. 18, 1979 through Jan. 21, 1979
3 Games	Dec. 1, 1979 through Dec. 4, 1979
3 Games	Dec. 17, 1983 through Dec. 21, 1983
3 Games	Jan. 4, 1996 through Jan. 11, 1996
3 Games	March 6, 1999 through March 9, 1999
3 Games	Nov. 13, 2002 through Nov. 16, 2002

TIE STREAKS AT HOME

4 Games	Oct. 19, 1969 through Oct. 30, 1969
3 Games	Jan. 11, 1979 through Jan. 18, 1979
3 Games	Dec. 8, 1991 through Dec. 14, 1991
3 Games	Nov. 13, 2002 through Nov. 21, 2002

TIE STREAKS ON THE ROAD

4 Games	March 1, 1969 through March 15, 1969
3 Games	Dec. 27, 1968 through Jan. 8, 1969
3 Games	Feb. 21, 1976 through Feb. 28, 1976
3 Games	Nov. 24, 1979 through Dec. 16, 1979
3 Games	Dec. 12, 2000 through Dec. 19, 2000

UNDEFEATED STREAKS

35 Games	Oct. 14, 1979 through Jan. 6, 1980 (25-0-10)
23 Games	Jan. 29, 1976 through March 18, 1976 (17-0-6)
20 Games	Nov. 16, 1976 through Jan. 1, 1977 (15-0-5)
17 Games	Nov. 30, 1996 through Jan. 7, 1997 (14-0-3)
15 Games	Dec. 12, 1998 through Jan. 13, 1999 (10-0-5)

UNDEFEATED STREAKS AT HOME

26 Games	Oct. 11, 1979 through Feb. 3, 1980 (19-0-7)
21 Games	Oct. 17, 1976 through Jan. 16, 1977 (20-0-1)
20 Games	Jan. 4, 1976 through April 3, 1976 (20-0-0)
16 Games	Oct. 19, 1980 through Dec. 18, 1980 (14-0-2)
15 Games	Feb. 7, 1985 through April 4, 1985 (14-0-1)
15 Games	Oct. 28, 1999 through Jan. 8, 2000 (12-0-3)

UNDEFEATED STREAKS ON THE ROAD

16 Games	Oct. 20, 1979 through Jan. 6, 1980 (11-0-5)
12 Games	Nov. 30, 1996 through Jan. 29, 1997 (8-0-4)
11 Games	Jan. 29, 1976 through March 16, 1976 (5-0-6)
10 Games	Nov. 26, 1976 through Jan. 1, 1977 (6-0-4)
10 Games	Feb. 26, 1977 through April 3, 1977 (6-0-4)
10 Games	Dec. 8, 1998 through Jan. 18, 1999 (7-0-3)

WINLESS STREAKS

13 Games	Dec. 30, 2021 through Jan. 25, 2022 (0-10-3)
12 Games	Feb. 24, 1999 through March 16, 1999 (0-8-4)
11 Games	Nov. 21, 1968 through Dec. 14, 1968 (0-9-2)
11 Games	Dec. 10, 1970 through Jan. 3, 1971 (0-9-2)
10 Games	Dec. 31, 1989 through Jan. 23, 1990 (0-7-3)
10 Games	Dec. 2, 2006 through Dec. 27, 2006 (0-9-1)
10 Games	Feb. 6, 2008 through Feb. 23, 2008 (0-8-2)
10 Games	Nov. 11, 2017 through Dec. 2, 2017 (0-5-5)
10 Games	Nov. 10, 2022 through Nov. 26, 2022 (0-7-3)

WINLESS STREAKS AT HOME

13 Games	Nov. 29, 2006 through Feb. 8, 2007 (0-9-4)
8 Games	Dec. 19, 1968 through Jan. 18, 1969 (0-4-4)
8 Games	Nov. 17, 1991 through Dec. 14, 1991 (0-4-4)
7 Games	Dec. 2, 1990 through Jan. 13, 1991 (0-4-3)
6 Games	Nov. 21, 1968 through Dec. 12, 1968 (0-5-1)
6 Games	Nov. 7, 2002 through Dec. 2, 2002 (0-2-3-1)
6 Games	Nov. 2, 2006 through Nov. 22, 2006 (0-4-2)
6 Games	Feb. 6, 2008 through Feb. 23, 2008 (0-5-1)
6 Games	Mar. 12, 2011 through Apr. 3, 2011 (0-2-4)

WINLESS STREAKS ON THE ROAD

19 Games	Oct. 23, 1971 through Jan. 27, 1972 (0-15-4)
15 Games	Jan. 15, 1969 through March 16, 1969 (0-7-8)
13 Games	Dec. 30, 2021 through Mar. 22, 2022 (0-11-2)
11 Games	Oct. 20, 1972 through Dec. 13, 1972 (0-9-2)
10 Games	Jan. 19, 1982 through Feb. 24, 1982 (0-7-3)
10 Games	Dec. 27, 1991 through Feb. 4, 1992 (0-8-2)
10 Games	Feb. 21, 2023 through Apr. 8, 2023 (0-9-1)

TEAM RECORDS: SEASON

MOST...

ASSISTS – 632 (1985-86)
 GOALS – 350 (1983-84)
 SCORING POINTS – 970 (1985-86)
 GAMES PAST REGULATION – 26 (2014-15)
 GOALS AT HOME – 205 (1975-76)
 GOALS ON ROAD – 167 (1983-84)
 GOALS AGAINST – 319 (1992-93)
 LOSSES – 48 (2006-07)
 LOSSES AT HOME – 24 (2006-07)
 LOSSES ON ROAD – 26 (1991-92)
 PENALTY MINUTES – 2,621 (1980-81)
 PLAYERS USED – 49 (2006-07)
 POINTS IN STANDINGS – 118 (1975-76)
 POINTS IN STANDINGS AT HOME – 74 (1975-76)
 POINTS IN STANDINGS ON ROAD – 55 (2002-03, 2010-11)
 POWER PLAY GOALS – 98 (1988-89)
 SHORTHANDED GOALS – 22 (1986-87)
 SHORTHANDED GOALS AGAINST – 16 (1990-91)
 SHUTOUTS – 13 (1974-75)
 SHUTOUTS AT HOME – 11 (1974-75)
 SHUTOUTS ON ROAD – 5 (1982-83)
 SHUTOUTS AGAINST – 10 (1968-69)
 SHUTOUTS AGAINST AT HOME – 7 (1968-69)
 SHUTOUTS AGAINST ON ROAD – 5 (2006-07, 2022-23)
 TIES* – 24 (1969-70)
 TIES AT HOME** – 13 (1969-70)
 TIES ON ROAD* – 15 (1976-77)
 WINS – 53 (1984-85; 1985-86)
 WINS AT HOME** – 36 (1975-76)
 WINS ON ROAD – 25 (2010-11, 2011-12)

FEWEST...

ASSISTS – 290 (1967-68)
 GOALS – 173 (1967-68)
 GOALS AT HOME – 92 (1968-69)
 GOALS ON ROAD – 77 (1967-68)
 GOALS AGAINST – 164 (1973-74)
 GOALS AGAINST AT HOME – 61 (1974-75)
 GOALS AGAINST ON ROAD – 89 (1973-74)
 LOSSES – 12 (1979-80)
 LOSSES AT HOME – 2 (1975-76)
 LOSSES ON ROAD – 7 (1979-80)
 PENALTY MINUTES – 679 (2017-18)
 POINTS IN STANDINGS – 56 (2006-07)
 POINTS IN STANDINGS AT HOME – 27 (2006-07)
 POINTS IN STANDINGS ON ROAD – 21 (1971-72)
 POWER PLAY GOALS – 33 (1967-68)
 POWER PLAY GOALS AGAINST – 40 (2001-02)
 SCORING POINTS – 463 (1967-68)
 SHORTHANDED GOALS – 2 (1990-91)
 SHUTOUTS – 0 (1981-82; 1988-89)
 SHUTOUTS AT HOME – 0 (1979-80; 1981-82; 1988-89)
 SHUTOUTS AGAINST – 1 (8 times)
 TIES – 4 (1985-86)
 TIES AT HOME – 1 (1976-77; 1985-86)
 TIES ON ROAD – 3 (1984-85; 1985-86; 1987-88)
 WINS – 17 (1969-70)
 WINS AT HOME – 10 (2006-07)
 WINS ON ROAD – 6 (1968-69; 1969-70)

*Franchise season records in the “fewest” category do not include the 48-game seasons in 1994-95 and 2012-13 or the 69-game season in 2019-20.

TEAM RECORDS: GAME

MOST...

ASSISTS – 22
 - vs. Detroit, February 2, 1974
 - vs. Pittsburgh, March 22, 1984
 DECISIVE WIN – 11-0; 13-2
 - vs. Pittsburgh, October 20, 1977
 - vs. Vancouver, October 18, 1984
 DECISIVE WIN AT HOME – 11-0; 13-2

- vs. Pittsburgh, October 20, 1977
 - vs. Vancouver, October 18, 1984
 DECISIVE WIN ON ROAD – 10-2; 8-0
 - at Los Angeles, December 29, 1992
 - at Vancouver, December 31, 1997
 DECISIVE SHUTOUT WIN – 11-0
 - vs. Pittsburgh, October 20, 1977
 DECISIVE SHUTOUT WIN AT HOME – 11-0
 - vs. Pittsburgh, October 20, 1977
 DECISIVE SHUTOUT WIN ON ROAD – 8-0
 - at Vancouver, December 31, 1997
 DECISIVE LOSS – 12-0
 - vs. Chicago, January 30, 1969
 DECISIVE LOSS AT HOME – 12-0
 - vs. Chicago, January 30, 1969
 DECISIVE LOSS ON ROAD – 11-2
 - at Montreal, October 27, 1981
 DECISIVE SHUTOUT LOSS – 12-0
 - vs. Chicago, January 30, 1969
 DECISIVE SHUTOUT LOSS AT HOME – 12-0
 - vs. Chicago, January 30, 1969
 DECISIVE SHUTOUT LOSS ON ROAD – 8-0
 - at St. Louis, November 1, 1969
 - at Dallas, January 6, 1994
 GOALS – 13
 - vs. Pittsburgh, March 22, 1984
 - vs. Vancouver, October 18, 1984
 GOALS AT HOME – 13
 - vs. Pittsburgh, March 22, 1984
 - vs. Vancouver, October 18, 1984
 GOALS ON ROAD – 11
 - at Detroit, February 23, 1988
 GOALS BOTH TEAMS – 17
 - vs. Calgary, (FLYERS 9/Calgary 8), February 27, 1982
 - vs. Pittsburgh, (FLYERS 13/Pittsburgh 4), March 22, 1984
 - vs. Detroit (FLYERS 11/Detroit 6), February 23, 1988
 - vs. Winnipeg (Winnipeg 9/FLYERS 8), October 27, 2011
 GOALS AGAINST – 12
 - vs. Chicago, January 30, 1969
 GOALS AGAINST AT HOME – 12
 - vs. Chicago, January 30, 1969
 GOALS AGAINST ON ROAD – 11
 - at Montreal, October 27, 1981
 - at Pittsburgh, November 16, 1993
 PENALTY MINUTES* – 213
 - vs. Ottawa, March 5, 2004
 PENALTY MINUTES BY OPPONENT – 206
 - vs. Ottawa, March 5, 2004
 PENALTY MINUTES BY BOTH TEAMS* – 419
 - vs. Ottawa, March 5, 2004
 POWER PLAY GOALS – 6
 - vs. California, January 9, 1972
 - at Minnesota, October 13, 1988
 POWER PLAY GOALS AGAINST – 6
 - vs. Colorado, February 19, 1980
 SCORING POINTS – 35
 - vs. Pittsburgh, March 22, 1984
 SHORTHANDED GOALS – 3
 - vs. Washington, December 15, 1983
 - vs. Calgary, January 13, 1985
 - at NY Islanders, April 2, 1996
 SHORTHANDED GOALS AGAINST – 3
 - at Detroit, February 11, 1994
 SHOTS ON GOAL – 62
 - vs. Washington, April 1, 1976
 SHOTS ON GOAL AT HOME – 62



RECORD BOOK

- vs. Washington, April 1, 1976

SHOTS ON GOAL ON ROAD – 55
 - at Boston, March 1, 2007
 - at Winnipeg, February 21, 2012
 - at Anaheim, January 1, 2017

SHOTS ON GOAL BOTH TEAMS – 95
 - vs. NY Rangers (FLYERS 51/Rangers 44), February 13, 1976
 - vs. Hartford (FLYERS 51/Hartford 44), March 21, 1982

SHOTS AGAINST – 56
 - at Toronto, January 5, 2008

SHOTS AGAINST AT HOME – 52
 - vs. Minnesota, February 3, 1990

SHOTS AGAINST ON ROAD – 56
 - at Toronto, January 5, 2008

FEWEST...

PENALTY MINUTES – 0**
 - 11 times

PENALTY MINUTES BY OPPONENT – 0**
 - 10 times

PENALTY MINUTES, BOTH TEAMS – 0
 - vs. Toronto (FLYERS 0/Toronto 0), November 24, 2018

SHOTS ON GOAL – 11
 - at Ottawa, March 30, 2023

SHOTS ON GOAL AT HOME – 14
 - vs. Boston, January 28, 1995

SHOTS ON GOAL ON ROAD – 11
 - at Ottawa, March 30, 2023

SHOTS ON GOAL, WIN – 13
 - at Los Angeles, February 1, 2014 (2-0 W)

SHOTS ON GOAL, LOSS – 11
 - at Ottawa, March 30, 2023 (5-4 L OT)

SHOTS ON GOAL BOTH TEAMS – 28
 - at Montreal (FLYERS 15/Montreal 13), December 7, 2009

SHOTS AGAINST – 7
 - vs. Washington, February 12, 1978

SHOTS AGAINST, LOSS – 12
 - vs. San Jose, November 20, 1997

SHOTS AGAINST ON ROAD – 13
 - at Toronto, March 23, 1996
 - at Washington, January 25, 2004
 - at Montreal, December 7, 2009

FASTEST...

OPENING GOAL – 8 SECONDS
 - vs. Edmonton, Tim Kerr, 0:08 of 1st period, March 7, 1989

OPENING GOAL AGAINST – 9 SECONDS
 - vs. NYR, Ron Duguay, 0:09 of 1st period, April 6, 1980
 - vs. Detroit, Dwight Foster, 0:09 of 1st period, December 16, 1982

OPENING TWO GOALS – 31 SECONDS
 - at NY Islanders, Justin Williams, 0:16 of 1st period;
 Michal Handzus, 0:31 of 1st period, October 26, 2002

TWO GOALS – 6 SECONDS
 - vs. NY Rangers, Michael Raffl, 17:53 of 2nd period;
 Claude Giroux, 17:59 of 2nd period, April 7, 2018

THREE GOALS – 35 SECONDS
 - vs. Boston, Behn Wilson, 8:13 of 2nd period;
 Blake Dunlop, 8:28 of 2nd period; Al Hill, 8:48 of
 2nd period; March 1, 1979

THREE GOALS, BOTH TEAMS – 26 SECONDS
 - at Toronto, Sean Couturier, 11:18 of 1st period;
 Dave Clarkson, 11:33 of 1st period; Claude Giroux, 11:44 of
 1st period; December 20, 2014

FOUR GOALS – 1 MINUTE 22 SECONDS
 - vs. Pittsburgh, Bobby Clarke 16:23 of 3rd period; Ilkka
 Sinisalo 16:39 of 3rd period; Reggie Leach 17:05 of 3rd period;
 Ken Linseman 17:45 of 3rd period; October 11, 1981

TWO SHORTHANDED GOALS – 26 SECONDS
 - at New Jersey, Murray Craven, 15:07 of 1st period;

Mark Howe, 15:33 of 1st period; November 6, 1986

FOUR GOALS – 1 MINUTE 22 SECONDS
 (also fastest four by both teams)
 - vs. Pittsburgh, Bobby Clarke 16:23 of 3rd period; Ilkka Sinisalo 16:39 of
 3rd period; Reggie Leach 17:05 of 3rd period; Ken Linseman 17:45 of 3rd
 period; October 11, 1981

FIVE GOALS – 5 MINUTES 29 SECONDS
 - at Detroit, February 23, 1988, third period – J.J. Daigneault, 6:10; Mark
 Howe, 7:36; Ron Sutter, 9:25; Murray Craven, 10:25; Dave Poulin, 11:39.

FIVE GOALS, BOTH TEAMS – 2 MINUTES 42 SECONDS
 - at Atlanta, January 11, 1974, second period – Rick Macleish PHI, 14:15;
 Joe Watson PHI, 14:28; Keith McCreary ATL, 14:58; Bobby Clarke PHI,
 16:27; John Stewart ATL, 16:57.

SIX GOALS, BOTH TEAMS – 3 MINUTES 29 SECONDS
 - at Chicago, January 6, 1990, third period – Dave Poulin PHI, 15:04;
 Pelle Eklund PHI, 15:44; Steve Thomas CHI, 16:28; Adam Creighton CHI,
 17:03; Rick Tocchet PHI, 17:48; Mike Bullard PHI, 18:33.

TEAM RECORDS: STREAKS

LONGEST...

WIN STREAK – 13 GAMES
 - October 19, 1985 through November 17, 1985

WIN STREAK AT HOME – 20 GAMES**
 - January 4, 1976 through April 3, 1976

WIN STREAK ON ROAD – 8 GAMES
 - December 22, 1982 through January 16, 1983

WIN STREAK VS. A SINGLE TEAM – 15 GAMES
 - vs. NY Islanders (March 1, 2008 to March 9, 2010)

WIN STREAK AT HOME VS. A SINGLE TEAM – 23 GAMES
 - vs. Pittsburgh, February 17, 1980 through February 19, 1987

WIN STREAK ON ROAD VS. A SINGLE TEAM – 10 GAMES
 - vs. Los Angeles, December 30, 1976 to January 5, 1982

LOSING STREAK – 9 GAMES
 - December 8, 2006 through December 27, 2006

LOSING STREAK AT HOME - 8 GAMES
 - December 9, 2006 through January 27, 2007

LOSING STREAK ON ROAD – 8 GAMES
 - October 25, 1972 to November 26, 1972
 - March 3, 1988 through March 29, 1988

LOSING STREAK VS. A SINGLE TEAM – 15 GAMES
 - vs. Boston, October 25, 1970 through December 17, 1972

LOSING STREAK AT HOME VS. A SINGLE TEAM – 9 GAMES
 - vs. Boston, November 21, 1970 through February 15, 1973

LOSING STREAK ON ROAD VS. A SINGLE TEAM – 10 GAMES
 - vs. New Jersey, February 16, 1991 through March 26, 1994

TIE STREAK – 4 GAMES
 - January 2, 1969 through January 8, 1969
 - December 8, 1991 through December 15, 1991

TIE STREAK AT HOME- 5 GAMES
 - March 29, 1969 through October 30, 1969

TIE STREAK ON ROAD – 4 GAMES
 - March 1, 1969 through March 15, 1969

TIE STREAK VS. A SINGLE TEAM – 7 GAMES
 -vs. NY Rangers, February 9, 1969 through
 March 19, 1970

TIE STREAK AT HOME VS. A SINGLE TEAM – 4 GAMES
 - vs. Dallas, January 21, 1997 through November 18, 1999

TIE STREAK ON ROAD VS. A SINGLE TEAM – 5 GAMES
 - vs. NY Rangers, February 9, 1969 through January 20, 1971

CONSECUTIVE GAMES STREAK WITHOUT A TIE – 77 GAMES
 - February 9, 1985 through January 28, 1986

UNDEFEATED STREAK* – 35 GAMES
 - (25-0-10), October 14, 1979 through January 6, 1980

UNDEFEATED STREAK AT HOME – 26 GAMES (Single Season)
 - (19-0-7), October 11, 1979 through February 3, 1980

UNDEFEATED STREAK ON ROAD – 16 GAMES

- (11-0-5), October 20, 1979 through January 6, 1980

FASTEST...

TWO GOALS – 8 SECONDS

- Ron Flockhart vs. St. Louis; 5:10 of 3rd period;
5:18 of 3rd period; December 6, 1981

TWO GOALS BY A DEFENSEMAN – 31 SECONDS

- Ivan Provorov vs. Chicago; 3:02 & 3:33 of 2nd period;
December 3, 2017

THREE GOALS – 2 MINUTES 27 SECONDS

- Tim Kerr vs. St. Louis Blues; 12:22 of 3rd period;
12:45 of 3rd period; 14:49 of 3rd period; October 25, 1984

FOUR GOALS – 19 MINUTES 47 SECONDS

- Rick MacLeish vs. NY Islanders; 6:30 of 2nd period; 6:57 of 2nd period;
13:25 of 2nd period; 6:17 of 3rd period; February 13, 1973

GORDIE HOWE HAT TRICK – 8 MINUTES, 28 SECONDS

- Dale Weise vs. New York Islanders, March 30, 2016

INDIVIDUAL RECORDS: PERIOD

MOST...

GOALS – 3

- Bill Flett vs. Los Angeles, March 9, 1972
- Rick MacLeish vs. NY Islanders, February 13, 1973
- Bobby Clarke vs. Pittsburgh, December 13, 1980
- Tim Kerr vs. St. Louis, October 25, 1984
- Murray Craven vs. Detroit, November 13, 1986
- Eric Lindros vs. St. Louis, January 19, 1994
- Mikael Renberg at San Jose, February 15, 1994
- Eric Lindros at Toronto, March 19, 1997
- John LeClair vs. Vancouver, November 29, 1998
- Danny Briere at Carolina, November 21, 2007

INDIVIDUAL RECORDS: MISCELLANEOUS

MOST CONSECUTIVE STARTS BY A GOALTENDER IN A SEASON – 37

- Bernie Parent, 1973-74

LONGEST WINLESS STREAK BY GOALTENDER – 15 Games

- Antero Niittymaki (0-13-2), Dec. 2, 2006 through Jan. 20, 2007

MOST CONSECUTIVE GAMES WITH A POINT – 18

- Eric Lindros, 1998-99
- Bobby Clarke, 1973-74



ALL-TIME PENALTY SHOTS FOR

PLAYER	DATE	OPPONENT	H/A	GOALTENDER	RESULT
Bill Clement	Mar. 7, 1974	Detroit	Home	Jim Rutherford	No Goal
Orest Kindrachuk	Nov. 9, 1974	Washington	Home	Michel Belhumeur	Goal
Orest Kindrachuk	Oct. 15, 1977	Pittsburgh	Home	Dunc Wilson	No Goal
Rick MacLeish	Mar. 20, 1978	NY Islanders	Home	Billy Smith	Goal
Ilkka Sinisalo	Oct. 11, 1981	Pittsburgh	Home	Paul Harrison	Goal
Behn Wilson	Dec. 17, 1981	Buffalo	Home	Don Edwards	Goal
Brian Propp	Jan. 4, 1983	Vancouver	Home	Ken Ellacott	Goal
Ron Sutter	Nov. 18, 1984	NY Islanders	Home	Kelly Hrudey	No Goal
Brian Propp	Dec. 19, 1985	New Jersey	Home	Glenn Resch	No Goal
Dave Poulin	Mar. 6, 1986	Toronto	Home	Don Edwards	No Goal
Rick Tocchet	Jan. 6, 1987	New Jersey	Home	Craig Billington	No Goal
Pelle Eklund	Jan. 14, 1990	NY Rangers	Away	Mike Richter	No Goal
Keith Acton	Mar. 25, 1990	NY Rangers	Away	John Vanbiesbrouck	Goal
Mike Ricci	Nov. 17, 1990	New Jersey	Away	Chris Terreri	No Goal
Murray Craven	Dec. 23, 1990	Montreal	Home	Andre Racicot	Goal
Norman Lacombe	Feb. 5, 1991	Los Angeles	Home	Kelly Hrudey	Goal
Murray Craven	Oct. 13, 1991	New Jersey	Home	Chris Terreri	No Goal
Eric Lindros	Dec. 26, 1992	Washington	Away	Don Beaupre	Goal
Mark Recchi	Feb. 6, 1995	Ottawa	Away	Don Beaupre	No Goal
Trent Klatt	Oct. 1, 1997	Florida	Home	John Vanbiesbrouck	No Goal
Valeri Zelepukin	Oct. 30, 1999	New Jersey	Home	Martin Brodeur	No Goal
Michal Handzus	Dec. 5, 2002	NY Rangers	Home	Dan Blackburn	Goal
Simon Gagne	Feb. 21, 2004	Atlanta	Home	Pasi Nurminen	Goal
Alexei Zhamnov	Feb. 24, 2004	Chicago	Home	Michael Leighton	No Goal
Peter Forsberg	Oct. 27, 2005	Florida	Home	Roberto Luongo	No Goal
R.J. Umberger	Nov. 18, 2005	Atlanta	Home	Michael Garnett	No Goal
Michael Richards	Oct. 17, 2006	Buffalo	Away	Ryan Miller	No Goal
R.J. Umberger	Dec. 21, 2006	Montreal	Away	David Aebischer	No Goal
Dmitry Afanasev	Feb. 17, 2007	NY Rangers	Away	Stephen Valiquette	No Goal
Michael Richards	Nov. 21, 2007	Carolina	Away	Cam Ward	No Goal
Danny Briere	Dec. 16, 2007	New Jersey	Away	Martin Brodeur	No Goal
Joffrey Lupul	Dec. 29, 2007	Tampa Bay	Away	Karri Ramo	Goal
Simon Gagne	Oct. 16, 2008	Colorado	Away	Andrew Raycroft	Goal
Michael Richards	Oct. 28, 2008	Atlanta	Away	Kari Lehtonen	No Goal
Scott Hartnell	Jan. 3, 2009	LA Kings	Away	Jonathan Quick	No Goal
Simon Gagne	Feb. 14, 2009	NY Islanders	Home	Yann Danis	Goal
Michael Richards	Mar. 20, 2009	Buffalo	Away	Patrick Lalime	No Goal
Darroll Powe	Apr. 4, 2009	Ottawa	Away	Alex Auld	Goal
Darroll Powe	Oct. 27, 2009	Montreal	Away	Jose Theodore	No Goal
Michael Richards	Jan. 23, 2010	Carolina	Home	Cam Ward	No Goal
Danny Briere	Feb. 13, 2010	Montreal	Away	Carey Price	Goal
Scott Hartnell	Dec. 10, 2010	Boston	Home	Tim Thomas	No Goal
Darroll Powe	Feb. 15, 2011	Tampa Bay	Away	Dwayne Roloson	Goal
Maxime Talbot	Nov. 3, 2011	New Jersey	Home	Johan Hedberg	Goal
Matt Read	Nov. 13, 2011	Florida	Away	Jose Theodore	Goal
Danny Briere	Jan. 2, 2012	NY Rangers	Home	Henrik Lundqvist	No Goal
Wayne Simmonds	Oct. 2, 2013	Toronto	Home	Jonathan Bernier	No Goal
Adam Hall	Oct. 11, 2013	Phoenix	Home	Thomas Greiss	No Goal
Wayne Simmonds	Nov. 27, 2013	Tampa Bay	Away	Anders Lindback	No Goal
Claude Giroux	Oct. 8, 2015	Tampa Bay	Home	Ben Bishop	No Goal
Scott Laughton	Oct. 8, 2015	Tampa Bay	Home	Ben Bishop	No Goal
Brayden Schenn	Nov. 23, 2015	Carolina	Home	Eddie Lack	No Goal
Jakub Voracek	Oct. 29, 2016	Pittsburgh	Home	Marc-Andre Fleury	Goal
Jakub Voracek	Nov. 29, 2016	Boston	Home	Tuukka Rask	No Goal
Nolan Patrick	Nov. 24, 2017	NY Islanders	Home	Thomas Greiss	No Goal
Scott Laughton	Jan. 31, 2019	Boston	Away	Tuukka Rask	No Goal
Carsen Twarynski	Nov. 7, 2019	Montreal	Home	Carey Price	No Goal
Scott Laughton	Jan. 2, 2020	Vegas	Away	Marc-Andre Fleury	No Goal
Joel Farabee	Feb. 5, 2021	Boston	Home	Tuukka Rask	No Goal
Joel Farabee	Apr. 22, 2021	NY Rangers	Away	Igor Shesterkin	No Goal
Scott Laughton	Nov. 16, 2021	Calgary	Home	Jacob Markstrom	No Goal
Cam Atkinson	Jan. 1, 2022	Los Angeles	Away	Jonathan Quick	No Goal
Zack MacEwen	Nov. 25, 2022	Pittsburgh	Home	Tristan Jarry	No Goal

*For Flyers Penalty Shots taken in the Playoffs, see Flyers Playoff Section

NOTES: The Flyers have connected on 20 of 63 penalty shot attempts (31.7%)... Michal Handzus' attempt on December 5, 2002, was the Flyers' first penalty shot attempt in regular season overtime... Eric Desjardins and Behn Wilson are the only Flyers defensemen ever to attempt a penalty shot... Ilkka Sinisalo became only the third player in NHL history to score his first goal on a penalty shot. The others were Ralph Bowman of the St. Louis Eagles, when in 1934-35 he recorded the first-ever successful penalty shot in the NHL, and Phil Hoene of the Los Angeles Kings in 1973-74... With his goal vs. Washington on April 15, 2008, Michael Richards' became only the second player in NHL history to record their first career NHL playoff goal on a penalty shot (Minnesota's Wayne Connolly in 1968).

ALL-TIME PENALTY SHOTS AGAINST

PLAYER	DATE	OPPONENT	H/A	GOALTENDER	RESULT
Richard Martin	Jan. 31, 1974	Buffalo	Home	Bernie Parent	Goal
Curt Bennett	Oct. 9, 1976	Atlanta	Away	Bernie Parent	Goal
Lanny McDonald	Oct. 14, 1979	Toronto	Home	Pete Peeters	Goal
Lanny McDonald	Nov. 18, 1982	Calgary	Home	Pelle Lindbergh	No Goal
John Tucker	Oct. 31, 1984	Buffalo	Away	Pelle Lindbergh	Goal
Scott Bjugstad	Nov. 3, 1984	Minnesota	Home	Pelle Lindbergh	No Goal
Mike Gartner	Apr. 4, 1987	Washington	Away	Glenn Resch	Goal
Jan Erixon	Oct. 24, 1987	NY Rangers	Home	Mark Laforest	Goal
Dave Tippett	Oct. 31, 1987	Hartford	Away	Ron Hextall	Goal
Mark Johnson	Mar. 12, 1988	New Jersey	Home	Ron Hextall	Goal
Joe Sakic	Dec. 9, 1989	Quebec	Away	Ken Wregget	Goal
Gary Leeman	Nov. 4, 1990	Toronto	Away	Pete Peeters	No Goal
Doug Brown	Nov. 23, 1991	New Jersey	Home	Ken Wregget	Goal
Benoit Hogue	Jan. 24, 1995	NY Islanders	Away	Ron Hextall	Goal
Stu Barnes	Mar. 8, 1998	Pittsburgh	Home	Ron Hextall	No Goal
Kevin Stevens	Mar. 22, 1998	NY Rangers	Home	Sean Burke	No Goal
Steve Sullivan	Feb. 25, 2003	Chicago	Away	Roman Cechmanek	No Goal
Nathan Horton	Jan. 8, 2004	Florida	Home	Jeff Hackett	Goal
Richard Zednik	Jan. 20, 2004	Montreal	Home	Robert Esche	No Goal
Michael Nylander	Oct. 5, 2005	NY Rangers	Home	Robert Esche	No Goal
Robert Nilsson	Mar. 4, 2006	NY Islanders	Away	Antero Niittymaki	No Goal
Justin Williams	Mar. 28, 2007	Carolina	Home	Martin Biron	No Goal
Phil Kessel	Oct. 27, 2007	Boston	Away	Martin Biron	No Goal
Roman Hamrik	Nov. 1, 2007	Montreal	Away	Martin Biron	No Goal
Radek Dvorak	Dec. 30, 2007	Florida	Away	Antero Niittymaki	No Goal
Ryan Malone	Dec. 2, 2008	Tampa Bay	Home	Martin Biron	No Goal
Vincent Lecavalier	Jan. 15, 2009	Tampa Bay	Away	Martin Biron	Goal
Martin St. Louis	Jan. 30, 2009	Tampa Bay	Away	Antero Niittymaki	No Goal
Alexander Ovechkin	Jan. 18, 2010	Washington	Away	Ray Emery	Goal
Frans Nielsen	Oct. 30, 2010	NY Islanders	Home	Sergei Bobrovsky	Goal
Marian Hossa	Jan. 23, 2011	Chicago	Away	Sergei Bobrovsky	Goal
Patrick Dwyer	Nov. 14, 2011	Carolina	Away	Sergei Bobrovsky	Goal
Michael Grabner	Jan. 12, 2012	NY Islanders	Away	Sergei Bobrovsky	No Goal
Shawn Horcoff	Feb. 23, 2012	Edmonton	Away	Ilya Bryzgalov	No Goal
Alex Tanguay	Feb. 25, 2012	Calgary	Away	Ilya Bryzgalov	Goal
Marcus Johansson	Mar. 22, 2012	Washington	Home	Ilya Bryzgalov	No Goal
Ilya Kovalchuk	Jan. 22, 2013	New Jersey	Away	Ilya Bryzgalov	Goal
Jonathan Huberdeau	Feb. 21, 2013	Florida	Home	Ilya Bryzgalov	Goal
Kyle Turris	Nov. 19, 2013	Ottawa	Home	Steve Mason	No Goal
Chris Stewart	Feb. 9, 2016	Anaheim	Home	Steve Mason	Goal
Mikko Rantanen	Feb. 28, 2017	Colorado	Away	Steve Mason	No Goal
Ondrej Kase	Oct. 24, 2017	Anaheim	Home	Brian Elliott	Goal
Evander Kane	Dec. 22, 2017	Buffalo	Away	Brian Elliott	No Goal
David Pastrnak	Nov. 10, 2019	Boston	Away	Carter Hart	No Goal
Pavel Buchnevich	Feb. 18, 2021	NY Rangers	Home	Carter Hart	No Goal

- For Flyers Penalty Shots against in the Playoffs, see Flyers Playoff Section

NOTES: Flyers' opponents have connected on 23 of 46 penalty shot attempts (50%)... Lanny McDonald is the only player to attempt more than one penalty shot against the Flyers... the two penalty shot goals scored against the Flyers in 2010-11 were the only goals of the game scored by the opponent, marking the first two occasions in franchise history that a Flyers goaltender lost a shutout solely due to a penalty shot.



ALL-TIME HAT TRICKS FOR

YEAR	NO.	PLAYER	DATE	SCORE	GOALTENDERS
1967-68 (2)	1	L. Rochefort	Nov. 4	FLYERS 4 at Montreal 1	R. Vachon
	2	L. Rochefort (a) (None)	Feb. 22	Minnesota 3 at FLYERS 7	C. Maniago
1968-69 (0)					
1969-70 (5)	3	A. Lacroix	Oct. 22	FLYERS 4 at Toronto 3	B. Gamble
	4	J. Johnson	Dec. 3	FLYERS 7 at Los Angeles 1	G. Desjardins
	5	A. Lacroix	Dec. 11	Toronto 3 at FLYERS 6	M. Edwards
	6	G. Dornhoefer	Jan. 8	Los Angeles 1 at FLYERS 4	W. Rutledge
	7	S. Nolet	Mar. 7	Boston 5 at FLYERS 5	G. Cheevers
1970-71 (3)	8	J. Johnson	Nov. 19	California 2 at FLYERS 6	G. Smith
	9	A. Lacroix	Nov. 29	Vancouver 2 at FLYERS 4	D. Wilson
	10	G. Dornhoefer (c)	Mar. 6	California 4 at FLYERS 4	C. Worthy
1971-72 (3)	11	S. Nolet	Oct. 31	Montreal 3 at FLYERS 5	K. Dryden
	12	B. Lesuk	Jan. 9	California 3 at FLYERS 10	G. Meloche (1), G. Kurt (2)
	13	B. Flett	Mar. 9	FLYERS 5 at Los Angeles 3	G. Edwards
1972-73 (7)	14	R. MacLeish	Nov. 9	Chicago 3 at FLYERS 5	T. Esposito
	15	G. Dornhoefer	Dec. 10	Toronto 2 at FLYERS 5	J. Plante
	16	B. Flett (c)	Jan. 21	FLYERS 4 at Buffalo 3	D. Dryden
	17	R. MacLeish (d)	Feb. 13	NY Islanders 2 at FLYERS 8	B. Smith
	18	B. Clarke	Feb. 17	FLYERS 7 at Montreal 6	M. Plasse (2), K. Dryden (1)
	19	R. MacLeish (d)	Mar. 4	Toronto 0 at FLYERS 10	R. Low (3), G. McRae (1)
	20	R. Lonsberry	Mar. 22	Vancouver 0 at FLYERS 9	D. Wilson
1973-74 (7)	21	D. Schultz	Jan. 3	NY Rangers 3 at FLYERS 4	P. McDuffe
	22	D. Schultz	Jan. 10	Minnesota 4 at FLYERS 7	F. Rivard
	23	B. Clarke	Feb. 2	Detroit 2 at FLYERS 12	J. Rutherford (2), B. McKenzie (1)
	24	R. Lonsberry	Feb. 2	Detroit 2 at FLYERS 12	J. Rutherford (1), B. McKenzie (2)
	25	S. Nolet	Mar. 7	Detroit 2 at FLYERS 6	J. Rutherford (1), D. Grant (2)
	26	B. Clarke	Mar. 28	FLYERS 3 at Atlanta 3	D. Bouchard
	27	B. Barber	Apr. 7	Minnesota 2 at FLYERS 6	F. Rivard
1974-75 (5)	28	R. Leach	Nov. 27	Detroit 2 at FLYERS 6	D. Grant
	29	R. Leach	Dec. 12	Minnesota 0 at FLYERS 6	P. LoPresti
	30	R. MacLeish	Mar. 5	FLYERS 9 at Minnesota 2	P. LoPresti
	31	R. MacLeish	Mar. 18	FLYERS 7 at Washington 2	R. Low
	32	R. Leach	Mar. 26	FLYERS 6 at California 2	G. Simmons
1975-76 (5)	33	B. Barber	Oct. 26	FLYERS 7 at NY Rangers 2	E. Giacomini
	34	R. MacLeish	Dec. 19	FLYERS 7 at Washington 5	B. Wolfe
	35	R. Leach	Jan. 22	Atlanta 2 at FLYERS 7	P. Myre (2), D. Bouchard (1)
	36	O. Kindrachuk	Mar. 6	Detroit 1 at FLYERS 6	J. Rutherford
	37	B. Barber	Apr. 1	Washington 2 at FLYERS 11	R. Low
1976-77 (3)	38	R. MacLeish	Oct. 24	Colorado 3 at FLYERS 5	B. McKenzie
	39	R. MacLeish	Dec. 5	Cleveland 2 at FLYERS 6	G. Simmons
	40	D. Saleski	Mar. 13	Pittsburgh 0 at FLYERS 4	D. Herron
1977-78 (4)	41	D. Saleski	Oct. 16	St. Louis 0 at FLYERS 7	E. Johnston (2), E. Staniowski (1)
	42	T. Bladon (d)	Dec. 11	Cleveland 1 at FLYERS 11	G. Edwards (3), G. Meloche (1)
	43	R. MacLeish	Dec. 29	Minnesota 2 at FLYERS 5	P. LoPresti
	44	R. Lonsberry	Mar. 12	Colorado 2 at FLYERS 6	D. Favell
1978-79 (1)	45	R. MacLeish	Dec. 9	Boston 2 at FLYERS 9	G. Gilbert (2), G. Cheevers (1)
1979-80 (4)	46	R. MacLeish	Nov. 11	Vancouver 4 at FLYERS 5	C. Ridley
	47	R. Leach	Dec. 6	Los Angeles 4 at FLYERS 9	R. Grahame (2), M. Lessard (1)
	48	B. Barber	Mar. 16	Colorado 4 at FLYERS 4	H. Astrom
	49	R. Leach	Apr. 3	Washington 2 at FLYERS 4	W. Stephenson (2), ENG (1)
	50	R. MacLeish	Nov. 6	Los Angeles 2 at FLYERS 8	R. Grahame
1980-81 (5)	51	B. Clarke	Dec. 13	FLYERS 6 at Pittsburgh 5	G. Millen
	52	R. Leach	Feb. 8	Hartford 6 at FLYERS 6	J. Garrett
	53	B. Barber	Feb. 27	FLYERS 5 at Winnipeg 3	M. Mattsson
	54	T. Kerr	Mar. 19	Boston 3 at FLYERS 5	M. Baron
	55	M. Bridgman	Oct. 29	Pittsburgh 4 at FLYERS 6	M. Dion
1981-82 (4)	56	B. Propp	Dec. 28	FLYERS 7 at Calgary 4	P. Riggan (2), R. Lemelin (1)
	57	R. Allison	Mar. 2	Winnipeg 7 at FLYERS 6	D. Soetaert
	58	T. Kerr	Apr. 4	Toronto 1 at FLYERS 7	M. Larocque
1982-83 (3)	59	D. Sittler	Nov. 28	FLYERS 5 at Vancouver 5	K. Ellacott
	60	B. Clarke	Dec. 27	FLYERS 8 at Detroit 4	G. Stefan
	61	D. Sittler	Jan. 8	FLYERS 7 at Hartford 4	G. Millen
1983-84 (4)	62	B. Barber	Jan. 5	Winnipeg 6 at FLYERS 7 (OT)	D. Soetaert
	63	D. Poulin	Jan. 21	NY Islanders 1 at FLYERS 7	B. Smith
	64	D. Poulin	Mar. 22	Pittsburgh 4 at FLYERS 13	D. Herron
	65	I. Sinisalo	Mar. 22	Pittsburgh 4 at FLYERS 13	D. Herron
1984-85 (12)	66	B. Propp	Oct. 18	Vancouver 2 at FLYERS 13	R. Brodeur (2), J. Garrett (1)
	67	I. Sinisalo	Oct. 18	Vancouver 2 at FLYERS 13	R. Brodeur (1), J. Garrett (2)
	68	T. Kerr (c,d)	Oct. 25	St. Louis 2 at FLYERS 7	M. Liut
	69	T. Kerr	Dec. 23	Washington 4 at FLYERS 7	P. Riggan
	70	L. Carson	Dec. 28	FLYERS 7 at Vancouver 4	R. Brodeur
	71	B. Propp	Jan. 13	Calgary 1 at FLYERS 7	D. Edwards
	72	T. Kerr (c,d)	Jan. 17	Detroit 5 at FLYERS 7	E. Mio

ALL-TIME HAT TRICKS FOR

YEAR	NO.	PLAYER	DATE	SCORE	GOALTENDERS
	73	I. Sinisalo	Feb. 5	FLYERS 5 at NY Islanders 7	K. Hrudey
	74	T. Kerr (c,d)	Feb. 9	FLYERS 5 at Washington 4	P. Riggan
	75	B. Propp	Mar. 5	FLYERS 5 at NY Islanders 4	K. Hrudey
	76	T. Kerr	Mar. 7	Washington 6 at FLYERS 9	P. Riggan (2), A. Jensen (1)
	77	D. Poulin	Mar. 7	Washington 6 at FLYERS 9	P. Riggan
1985-86 (5)	78	T. Kerr	Nov. 3	Los Angeles 4 at FLYERS 7	B. Janecyk
	79	T. Kerr (c)	Nov. 9	Boston 3 at FLYERS 5	P. Peeters
	80	D. Poulin	Nov. 24	Pittsburgh 4 at FLYERS 7	D. Herron
	81	T. Kerr	Dec. 27	FLYERS 6 at Vancouver 1	W. Young
	82	B. Propp	Apr. 6	Washington 3 at FLYERS 5	P. Peeters
1986-87 (8)	83	M. Craven	Nov. 13	Detroit 5 at FLYERS 7	G. Stefan
	84	T. Kerr (d)	Nov. 20	Chicago 1 at FLYERS 5	M. Bannerman
	85	B. Propp (d)	Dec. 2	St. Louis 1 at FLYERS 7	G. Millen
	86	T. Kerr	Dec. 18	NY Islanders 4 at FLYERS 9	B. Smith (2), K. Hrudey (1)
	87	D. Poulin	Dec. 18	NY Islanders 4 at FLYERS 9	B. Smith (2), K. Hrudey (1)
	88	T. Kerr	Dec. 21	St. Louis 6 at FLYERS 7	R. Wamsley
	89	P. Zezel	Jan. 28	FLYERS 7 at Buffalo 4	J. Cloutier
	90	B. Propp	Apr. 5	NY Islanders 9 at FLYERS 5	B. Smith
1987-88 (5)	91	M. Craven	Feb. 13	FLYERS 4 at Toronto 7	K. Wregget
	92	R. Tocchet	Feb. 21	Detroit 3 at FLYERS 5	G. Hanlon (2), ENG (1)
	93	R. Tocchet (d)	Feb. 27	FLYERS 8 at Los Angeles 6	G. Healy (3), ENG (1)
	94	R. Tocchet	Mar. 1	FLYERS 7 at Vancouver 3	K. McLean (1), F. Caprice (2)
	95	T. Kerr (c)	Mar. 26	Winnipeg 0 at FLYERS 6	D. Berthiaume
1988-89 (7)	96	B. Propp	Oct. 13	FLYERS 7 at Minnesota 6	J. Myllys
	97	T. Kerr	Nov. 12	Detroit 5 at FLYERS 4	G. Hanlon
	98	R. Tocchet	Nov. 20	New Jersey 1 at FLYERS 7	S. Burke
	99	D. Smith	Dec. 10	Chicago 4 at FLYERS 6	J. Waite (2), D. Pang (1)
	100	R. Tocchet	Dec. 17	FLYERS 7 at Toronto 1	J. Reese (2), A. Bester (1)
	101	T. Kerr	Jan. 21	FLYERS 7 at Winnipeg 3	E. Reddick
	102	T. Kerr	Feb. 22	FLYERS 6 at NY Rangers 4	B. Froese
1989-90 (3)	103	R. Tocchet	Oct. 8	FLYERS 3 at Winnipeg 5	T. Draper
	104	T. Horacek	Dec. 3	FLYERS 6 at Los Angeles 3	K. Hrudey (2), M. Gosselin (1)
	105	R. Tocchet (d)	Jan. 25	Winnipeg 6 at FLYERS 8	B. Essensa (3), ENG (1)
1990-91 (2)	106	R. Tocchet	Jan. 24	Washington 1 at FLYERS 6	M. Ljut
	107	P. Eklund	Mar. 23	NY Rangers 4 at FLYERS 7	M. Richter
1991-92 (1)	108	S. Duchesne	Dec. 19	NY Islanders 2 at FLYERS 6	G. Healy (2), ENG (1)
1992-93 (8)	109	G. Paslawski	Oct. 24	Montreal 7 at FLYERS 6	A. Racicot
	110	E. Lindros	Nov. 15	Ottawa 2 at FLYERS 7	P. Sidorkiewicz
	111	E. Lindros	Dec. 26	FLYERS 5 at Washington 5	J. Hrivnak (2), D. Beaupre (1)
	112	R. Brind'Amour	Dec. 29	FLYERS 10 at Los Angeles 2	K. Hrudey (1), R. Stauber (2)
	113	K. Dineen	Jan. 7	Washington 2 at FLYERS 8	J. Hrivnak (2), O. Kolzig (1)
	114	K. Dineen	Feb. 9	Ottawa 1 at FLYERS 8	P. Sidorkiewicz (1), D. Berthiaume (2)
	115	E. Lindros	Mar. 24	FLYERS 5 at NY Rangers 4	J. Vanbiesbrouck
	116	K. Dineen	Apr. 15	FLYERS 7 at Buffalo 4	G. Fuhr (1), D. Hasek (2)
1993-94 (5)	117	K. Dineen (d)	Oct. 31	FLYERS 9 at Chicago 6	E. Belfour
	118	K. Dineen	Nov. 24	Montreal 2 at FLYERS 9	A. Racicot (2), P. Roy (1)
	119	V. Butsayev	Dec. 2	FLYERS 6 at Vancouver 3	K. Whitmore
	120	E. Lindros	Jan. 19	St. Louis 3 at FLYERS 8	J. Hrivnak
	121	M. Renberg (c)	Feb. 15	FLYERS 6 at San Jose 4	A. Irbé
1994-95 (6)	122	J. Beranek	Feb. 2	NY Islanders 5 at FLYERS 4 (OT)	J. McLennan
	123	J. LeClair	Feb. 14	FLYERS 5 at Tampa Bay 2	D. Puppa
	124	E. Lindros	Feb. 23	FLYERS 6 at Quebec 6	S. Fiset
	125	J. LeClair	Feb. 25	FLYERS 7 at Montreal 0	P. Roy
	126	E. Lindros	Mar. 18	FLYERS 4 at Florida 3 (OT)	J. Vanbiesbrouck
	127	E. Lindros	Mar. 20	Montreal 4 at FLYERS 8	P. Roy
1995-96 (3)	128	E. Lindros	Feb. 3	FLYERS 7 at St. Louis 3	G. Fuhr (2), B. Racine (1)
	129	J. LeClair	Mar. 17	San Jose 2 at FLYERS 8	G. Sarjeant
	130	J. LeClair (c)	Mar. 31	Pittsburgh 1 at FLYERS 4	T. Barrasso
1996-97 (5)	131	D. Hawerchuk	Nov. 21	Pittsburgh 3 at FLYERS 7	K. Wregget
	132	J. LeClair (d)	Feb. 6	Montreal 5 at FLYERS 9	T. Vokoun (2), J. Theodore (2)
	133	J. LeClair	Feb. 26	FLYERS 8 at Ottawa 5	R. Tugnutt (2), M. Bales (1)
	134	T. Klatt	Mar. 1	FLYERS 5 at Boston 5	B. Ranford
	135	E. Lindros (d)	Mar. 19	FLYERS 6 at Toronto 3	F. Potvin
1997-98 (3)	136	J. LeClair	Oct. 11	FLYERS 6 at Montreal 2	A. Moog
	137	E. Lindros	Dec. 11	NY Islanders 3 at FLYERS 4	T. Salo
	138	A. Daigle	Mar. 14	Detroit 1 at FLYERS 6	C. Osgood
1998-99 (2)	139	J. LeClair (c)	Oct. 16	FLYERS 5 at Tampa Bay 2	D. Puppa
	140	J. LeClair (d)	Nov. 29	Vancouver 2 at FLYERS 6	G. Snow
1999-00 (1)	141	E. Lindros	Dec. 9	Toronto 2 at FLYERS 4	G. Healy
2000-01 (2)	142	J. LeClair	Dec. 6	Tampa Bay 3 at FLYERS 6	D. Cloutier
	143	K. Primeau	Mar. 8	Calgary 2 at FLYERS 5	F. Brathwaite (2), ENG (1)
2001-02 (3)	144	M. Recchi	Oct. 20	Washington 3 at FLYERS 6	O. Kolzig (2), C. Billington (1)
	145	J. Dopita (d)	Jan. 8	Atlanta 4 at FLYERS 7	M. Hnlicka (2), D. Rhodes (2)



ALL-TIME HAT TRICKS FOR

YEAR	NO.	PLAYER	DATE	SCORE	GOALTENDERS
2002-03(2)	146	S. Gagne	Mar. 2	FLYERS 5 at NY Rangers 6	M. Richter
	147	M. Recchi	Oct. 12	FLYERS 5 at Calgary 4	R. Turek
	148	J. LeClair (d)	Oct. 15	FLYERS 6 at Montreal 2	J. Theodore
2003-04 (0)		(None)			
2005-06 (2)	149	S. Gagne	Nov. 5	Atlanta 3 at FLYERS 4	M. Dunham
	150	M. Richards	Feb. 8	NY Islanders 2 at FLYERS 5	G. Snow (2), ENG (1)
2006-07 (0)		(None)			
2007-08 (7)	151	D. Briere	Nov. 21	FLYERS 6 at Carolina 3	C. Ward
	152	J. Lupul	Dec. 11	Pittsburgh 2 at FLYERS 8	D. Sabourin (2), T. Conklin (1)
	153	R.J. Umberger	Dec. 11	Pittsburgh 2 at FLYERS 8	D. Sabourin (2), T. Conklin (1)
	154	J. Lupul	Dec. 15	Carolina 6 at FLYERS 5	J. Grahame
	155	S. Hartnell (c)	Jan. 10	FLYERS 6 at NY Rangers 2	H. Lundqvist
	156	S. Hartnell	Jan. 19	FLYERS 5 at NY Islanders 3	R. DiPietro
	157	M. Knuble (c)	Feb. 2	Anaheim 0 at FLYERS 3	J. Hiller
2008-09 (3)	158	S. Hartnell	Dec. 11	Carolina 5 at FLYERS 6	M. Leighton
	159	S. Hartnell	Dec. 20	Washington 1 at FLYERS 7	J. Theodore
	160	J. Carter	Apr. 3	Toronto 5 at FLYERS 8	M. Gerber
2009-2010 (3)	161	M. Richards	Oct. 6	FLYERS 6 at Washington 5	S. Varlamov
	162	S. Gagne (c)	Dec. 30	NY Rangers 0 at FLYERS 6	C. Johnson
	163	D. Briere	Feb. 13	Montreal 2 at FLYERS 6	J. Halak (2), C. Price (1)
2010-2011(3)	164	J. Carter (c)	Nov. 11	FLYERS 8 at Carolina 1	C.Ward/J. Peters
	165	V. Leino	Mar. 12	Atlanta 4 at FLYERS 5	C. Mason
	166	J. van Riemsdyk	Mar. 26	FLYERS 4 at NY Islanders 1	R. DiPietro
2011-12 (2)	167	D. Briere (c)	Jan. 7	Ottawa 2 at FLYERS 3	C. Anderson
	168	S. Hartnell (c)	Jan. 22	Bruins 6 at FLYERS 5	T. Thomas
	169	M. Read	Jan. 26	FLYERS 7 at Florida 1	J. Theodore (1), S.Clemmensen (2)
170	J. Voracek	Feb. 20	FLYERS 6 at Pittsburgh 5	T. Vokoun	
171	S. Hartnell	Apr. 15	FLYERS 7 at Montreal 3	C. Price (2), P. Budaj (1)	
172	W. Simmonds	Apr. 20	FLYERS 5 at Carolina 3	J. Peters	
2013-14 (1)	173	V. Lecavalier	Oct. 26	FLYERS 5 at NY Islanders 2	K. Poulin
2014-15 (0)		(None)			
2015-16 (1)	174	B. Schenn	Mar. 1	Calgary 3 at FLYERS 5	J. Hiller
2016-17 (1)	175	B. Schenn	Dec. 10	Dallas 2 at FLYERS 4	K. Lehtonen
2017-18 (2)	176	W. Simmonds	Oct. 4	FLYERS 5 at San Jose 3	M. Jones
	177	C. Giroux	Apr. 7	NY Rangers 0 at FLYERS 5	H. Lundqvist
2018-19 (3)	178	J. van Riemsdyk	Jan. 14	Minnesota 3 at FLYERS 7	D. Dubnyk (2), ENG (1)
	179	S. Couturier	Jan. 16	Boston 3 at FLYERS 4	J. Halak
	180	J. van Riemsdyk	Mar. 15	FLYERS 6 at Toronto 7	F. Andersen
2019-20 (0)		(None)			
2020-21 (3)	181	T. Konecny	Jan. 15	Pittsburgh 2 at FLYERS 5	T. Jarry (2), C. DeSmith (1)
	182	J. Farabee	Jan. 31	NY Islanders 3 at FLYERS 4 (OT)	I. Sorokin
	183	S. Laughton	Feb. 7	FLYERS 4 at Washington 7	V. Vanecek (2), C. Anderson (1)
2021-22 (1)	184	C. Atkinson	Dec. 14	New Jersey 1 at FLYERS 6	M. Blackwood
2022-23 (3)	185	T. Konecny	Jan. 11	Washington 3 at FLYERS 5	D. Kuemper (2), ENG (1)
	186	K. Hayes	Jan. 17	Anaheim 2 at FLYERS 5	A. Stolarz (2), ENG (1)
	187	O. Tippett	Mar. 17	Buffalo 2 at FLYERS 5	C. Anderson

NOTE: The Flyers' all-time "hat trick game" record is 159-10-12; 101-5-7 at home, 58-5-5 on the road
 The Flyers have had two players with a hat trick in the same game on six occasions, all at home, and are 6-0 in those games.
 (a) Game played in Quebec, (c) Natural hat trick, (d) Four goals, (e) Five goals.

ALL-TIME HAT TRICKS AGAINST

YEAR	NO.	PLAYER	DATE	SCORE	GOALTENDERS
1967-68 (2)	1	W. Connelly	Jan. 10	FLYERS 4 at Minnesota 6	Favell
	2	F. Smith (a)	Mar. 17	Toronto 4 at FLYERS 7	Parent
1968-69 (4)	3	R. Berenson (e)	Nov. 7	St. Louis 8 at FLYERS 0	Favell
	4	E. Joyal	Dec. 4	FLYERS 1 at Los Angeles 3	Parent
	5	Y. Cournoyer	Jan. 25	FLYERS 3 at Montreal 6	Parent
1969-70 (4)	6	J. Pappin	Jan. 30	Chicago 12 at FLYERS 0	Favell (1), Parent (2)
	7	R. Berenson	Nov. 1	FLYERS 0 at St. Louis 8	Parent (2), Favell (1)
	8	C. Koroll	Dec. 14	FLYERS 1 at Chicago 4	Favell
	9	A. Delvecchio	Jan. 3	Detroit 6 at FLYERS 1	Parent (1), Favell (2)
1970-71 (3)	10	R. Backstrom	Mar. 5	Montreal 5 at FLYERS 2	Parent
	11	P. Henderson	Dec. 26	FLYERS 1 at Toronto 9	Parent (2), Favell (1)
	12	M. Tardif	Dec. 27	Montreal 5 at FLYERS 2	Favell
	13	J. Bucyk	Jan. 3	Boston 4 at FLYERS 1	Favell
	14	N. Ferguson	Oct. 13	FLYERS 5 at California 4	Gamble
1971-72 (5)	15	G. Unger	Oct. 30	FLYERS 4 at St. Louis 4	Gamble
	16	P. Esposito	Jan. 27	FLYERS 2 at Boston 4	Gamble (2), ENG (1)
	17	P. Esposito	Feb. 17	Boston 4 at FLYERS 1	Favell (2), ENG (1)
	18	Y. Cournoyer	Mar. 5	Montreal 4 at FLYERS 0	Taylor
	19	S. Vickers	Nov. 15	FLYERS 3 at NY Rangers 7	Belhumeur
1972-73 (1)	20	J. Lemaire	Oct. 25	Montreal 4 at FLYERS 0	Parent
1973-74 (1)		(None)			
1974-75 (0)		(None)			
1975-76 (2)	21	B. Nystrom	Dec. 30	FLYERS 2 at NY Islanders 6	Stephenson
	22	B. Clement	Jan. 27	FLYERS 4 at Atlanta 8	Taylor
1976-77 (3)	23	L. McDonald	Oct. 16	FLYERS 5 at Toronto 5	Parent
	24	B. Nystrom	Jan. 10	FLYERS 3 at NY Islanders 8	Parent
	25	E. Vail	Jan. 22	FLYERS 4 at Atlanta 4	Parent
1977-78 (2)	26	D. Sittler	Oct. 22	FLYERS 1 at Toronto 6	Stephenson (2), Parent (1)
	27	B. Schmaltz	Dec. 23	FLYERS 1 at Boston 6	Stephenson
1978-79 (6)	28	J. Pronovost	Dec. 16	FLYERS 2 at Atlanta 7	Parent
	29	U. Nilsson	Jan. 21	FLYERS 5 at NY Rangers 5	Parent
	30	I. Boldirev	Mar. 15	Atlanta 4 at FLYERS 5	Stephenson
	31	S. Payne	Mar. 21	FLYERS 3 at Minnesota 7	Stephenson
	32	M. Fidler	Mar. 21	FLYERS 3 at Minnesota 7	Stephenson
	33	M. Bossy (c)	Apr. 7	FLYERS 2 at NY Islanders 9	Stephenson (3), Moore (1)
1979-80 (0)		(None)			
1980-81 (7)	34	P. Gardner (c)	Dec. 13	FLYERS 6 at Pittsburgh 5	Myre
	35	S. Christoff	Jan. 22	Minnesota 4 at FLYERS 5	Peeters
	36	M. Tremblay	Jan. 24	FLYERS 3 at Montreal 6	Peeters
	37	W. Miller	Feb. 8	Hartford 6 at FLYERS 6	Myre
	38	W. Gretzky (c)	Mar. 7	Edmonton 5 at FLYERS 3	St. Croix
	39	D. Gare	Mar. 8	FLYERS 4 at Buffalo 8	Peeters
	40	M. Gartner	Mar. 24	Washington 5 at FLYERS 2	Peeters
1981-82 (14)	41	K. Acton	Oct. 27	FLYERS 2 at Montreal 11	Peeters
	42	S. Smyl	Oct. 31	Vancouver 8 at FLYERS 4	Peeters
	43	R. Duguay	Nov. 5	NY Rangers 6 at FLYERS 2	St. Croix
	44	P. Gardner	Nov. 7	FLYERS 2 at Pittsburgh 7	Lindbergh
	45	T. Tookey	Nov. 21	FLYERS 4 at Washington 10	St. Croix
	46	D. Maruk	Nov. 21	FLYERS 4 at Washington 10	St. Croix
	47	W. Gretzky (d)	Dec. 30	FLYERS 5 at Edmonton 7	Peeters (4), ENG (1)
	48	B. Trotter	Jan. 7	NY Islanders 5 at FLYERS 4	St. Croix
	49	D. Lever	Jan. 26	FLYERS 4 at Colorado 7	Peeters
	50	W. Gretzky	Jan. 31	FLYERS 4 at Edmonton 7	St. Croix
	51	B. Trotter (d)	Feb. 13	FLYERS 2 at NY Islanders 8	Peeters
	52	K. Nilsson (c)	Feb. 27	FLYERS 9 at Calgary 8	Peeters
	53	W. Lindstrom (d)	Mar. 2	Winnipeg 7 at FLYERS 6	Peeters
	54	R. Ruotsalainen	Mar. 17	FLYERS 2 at NY Rangers 5	Lindbergh
1982-83 (3)	55	B. Pederson	Dec. 5	FLYERS 4 at Boston 6	Lindbergh
	56	B. Stoughton	Dec. 11	FLYERS 4 at Hartford 7	Lindbergh
	57	M. Hallin	Mar. 19	FLYERS 2 at NY Islanders 9	Froese
1983-84 (3)	58	R. Vaive	Oct. 23	Toronto 5 at FLYERS 8	Lindbergh
	59	B. MacLellan (c)	Nov. 3	Los Angeles 6 at FLYERS 5	Lindbergh
	60	B. Gustafsson (d)	Jan. 8	Washington 7 at FLYERS 1	Lindbergh
1984-85 (0)		(None)			
1985-86 (3)	61	P. Gagne	Oct. 10	New Jersey 6 at FLYERS 5	Lindbergh
	62	W. Gretzky	Dec. 31	FLYERS 3 at Edmonton 7	Froese
	63	P. Verbeek	Mar. 8	FLYERS 3 at New Jersey 7	Jensen (1), Froese (2)
1986-87 (2)	64	S. Burr	Nov. 13	Detroit 5 at FLYERS 7	Hextall
	65	M. Bossy	Nov. 29	FLYERS 6 at NY Islanders 5	Hextall
1987-88 (3)	66	P. Verbeek	Jan. 10	New Jersey 7 at FLYERS 5	Laforest
	67	H. Loob (c)	Mar. 3	FLYERS 3 at Calgary 6	Hextall
	68	G. Anderson (c)	Mar. 4	FLYERS 4 at Edmonton 7	Laforest
1988-89 (6)	69	M. Lemieux	Oct. 18	FLYERS 2 at Pittsburgh 4	Hextall
	70	S. Yzerman	Nov. 4	FLYERS 4 at Detroit 3	Laforest
	71	S. Yzerman	Nov. 12	Detroit 5 at FLYERS 4	Hextall
	72	B. Nicholls	Nov. 22	Los Angeles 6 at FLYERS 1	Hextall
	73	M. Ridley	Dec. 6	FLYERS 3 at Washington 4	Laforest
	74	G. Leeman	Mar. 19	Toronto 6 at FLYERS 8	Wregget
1989-90 (6)	75	S. Turgeon	Oct. 5	New Jersey 6 at FLYERS 2	Wregget



ALL-TIME HAT TRICKS AGAINST

YEAR	NO.	PLAYER	DATE	SCORE	GOALTENDERS
	76	A. Secord	Jan. 11	Chicago 5 at FLYERS 4	Wregget
	77	G. Courtnall	Jan. 28	FLYERS 2 at Washington 7	Wregget (2), Peeters (1)
	78	T. Tanti	Jan. 30	FLYERS 6 at Pittsburgh 3	Wregget
	79	J. Cullen	Feb. 20	FLYERS 4 at Pittsburgh 6	Wregget (2), ENG (1)
	80	M. Messier (c)	Mar. 3	FLYERS 3 at Edmonton 5	Hextall
1990-91 (2)	81	P. LaFontaine	Oct. 27	FLYERS 2 at NY Islanders 5	Hextall (2), Wregget (1)
	82	M. Lemieux	Mar. 26	Pittsburgh 3 at FLYERS	Peeters
1991-92 (2)	83	K. Stevens (c)	Nov. 29	Pittsburgh 9 at FLYERS 3	Wregget (3), Roussel (1)
	84	D. Hunter	Mar. 20	FLYERS 7 at Washington 6	Hextall
1992-93 (3)	85	V. Prokhorov	Oct. 31	FLYERS 4 at St. Louis 6	Roussel (2), Beauregard (1)
	86	M. Lemieux (c)	Mar. 20	FLYERS 3 at Pittsburgh 9	Soderstrom (2), Roussel (1)
	87	E. Olczyk	Mar. 24	FLYERS 5 at NY Rangers 4	Soderstrom
1993-94 (2)	88	K. Tkachuk	Oct. 23	Winnipeg 9 at FLYERS 6	Soderstrom
	89	T. Fleury	Mar. 31	Calgary 4 at FLYERS 1	Soderstrom (2), ENG (1)
1994-95 (1)	90	C. Neely	Jan. 22	FLYERS 1 at Boston 4	Roussel
1995-96 (2)	91	M. Lemieux	Jan. 27	FLYERS 4 at Pittsburgh 7	Snow (2), Hextall (1)
	92	P. Forsberg	Feb. 11	Colorado 5 at FLYERS 3	Hextall
1996-97 (0)		(None)			
1997-98 (2)	93	Z. Palffy	Jan. 28	FLYERS 1 at NY Islanders 6	Snow
	94	R. McKay	Mar. 24	FLYERS 2 at New Jersey 3	Hextall
1998-99 (3)	95	P. Bure	Jan. 26	Florida 3 at FLYERS 3	Vanbiesbrouck
	96	P. Nedved	Feb. 28	FLYERS 5 at NY Rangers 6	Vanbiesbrouck
	97	A. Yashin	Mar. 4	Ottawa 5 at FLYERS 0	Pelletier
1999-00 (2)	98	P. Bondra	Oct. 12	FLYERS 4 at Washington 5	Vanbiesbrouck
	99	B. Savage	Oct. 14	Montreal 5 at FLYERS 4	Boucher
2000-01 (3)	100	A. Kovalev	Nov. 8	FLYERS 2 at Pittsburgh 5	Boucher
	101	S. Konowalchuk	Nov. 18	Washington 3 at FLYERS 5	Boucher
	102	A. Kovalev	Feb. 7	FLYERS 4 at Pittsburgh 9	Cechmanek (2), Boucher (1)
2001-02 (3)	103	O. Petrov	Jan. 14	FLYERS 5 at Montreal 3	Boucher
	104	P. Kariya	Feb. 6	FLYERS 4 at Anaheim 5	Boucher
	105	E. Lindros	Mar. 2	FLYERS 5 at NY Rangers 6	Cechmanek (1), Boucher (2)
2002-03 (1)	106	D. Heatley	Jan. 13	Atlanta 7 at FLYERS 4	Esche (2), Cechmanek (1)
2003-04 (1)	107	F. Modin	Jan. 3	FLYERS 1 at Tampa Bay 6	Esche
2005-06 (7)	108	E. Staal	Oct. 28	FLYERS 6 at Carolina 8	Niittymaki
	109	V. Prospal	Nov. 14	FLYERS 2 at Tampa Bay 5	Esche (2), ENG (1)
	110	J. Blake	Nov. 26	NY Islanders 4 at FLYERS 2	Niittymaki (2), ENG (1)
	111	J. Bulis	Jan. 25	Montreal 5 at FLYERS 3	Esche
	112	F. Modin	Jan. 28	Tampa Bay 6 at FLYERS 0	Niittymaki
	113	M. Ryder	Feb. 5	FLYERS 0 at Montreal 5	Niittymaki
	114	J. Jagr	Mar. 22	FLYERS 6 at NY Rangers 3	Esche
2006-07 (3)	115	S. Crosby	Oct. 28	Pittsburgh 8 at FLYERS 2	Niittymaki (2), Esche (1)
	116	M. Straka	Jan. 4	FLYERS 2 at NY Rangers 3	Esche
	117	J. Blake	Feb. 27	FLYERS 5 at NY Islanders 6	Niittymaki
2007-08 (0)		(None)			
2008-09 (0)		(None)			
2009-10 (2)	118	D. Heatley	Nov. 20	FLYERS 3 at San Jose 6	Emery
	119	A. Kovalev	Jan. 3	FLYERS 4 at Ottawa 7	Boucher
2010-11 (3)	120	S. Stamkos	Nov. 18	Tampa Bay 8 at FLYERS 7	Bobrovsky (1), Boucher (2)
	121	R. Callahan	Mar. 6	FLYERS 0 at NY Rangers 7	Boucher (2), Bobrovsky (1)
	122	P. Elias	Apr. 1	FLYERS 2 at New Jersey 4	Boucher
2011-12 (1)	123	R. Callahan	Feb. 11	NY Rangers 5 at FLYERS 2	Bobrovsky
2012-13 (0)		(None)			
2013-14 (3)	124	J. Ward	Nov. 1	Washington 7 at FLYERS 0	Mason (1), Emery (2)
	125	T. Seguin	Dec. 7	FLYERS 1 at Dallas 5	Mason
	126	J. Pavelski	Feb. 27	San Jose 7 at FLYERS 3	Mason
2014-15 (1)	127	J. Jagr	Jan. 3	FLYERS 2 at New Jersey 5	Emery (2), Mason (1)
2015-16 (1)	128	J. Skinner	Dec. 15	Carolina 3 at FLYERS 4 (OT)	Neurth
2016-17 (3)	129	R. Fabbri	Dec. 28	FLYERS 3 at St. Louis 6	Mason
	130	R. Kesler	Jan. 1	FLYERS 3 at Anaheim 4	Mason
	131	S. Aho	Jan. 31	FLYERS 1 at Carolina 5	Mason
2017-18 (2)	132	S. Monahan	Nov. 18	Calgary 5 at FLYERS 4 (OT)	Elliott
	133	C. Atkinson	Mar. 15	Columbus 5 at FLYERS 3	Mrazek
2018-19 (2)	134	A. Johansson	Nov. 24	FLYERS 0 at Toronto 6	Pickard
	135	B. Gallagher	Feb. 21	FLYERS 1 at Montreal 5	Hart (2), Elliott (1)
2019-20 (1)	136	T. Meier	Dec. 28	FLYERS 1 at San Jose 6	Hart
2020-21 (6)	137	D. Pastrnak	Feb. 3	FLYERS 3 at Boston 4 (OT)	Hart
	138	D. Pastrnak	Feb. 21	FLYERS 3 at Boston 7	Hart (2), Elliott (1)
	139	C. Kreider	Feb. 24	NY Rangers 3 at FLYERS 4	Elliott
	140	M. Zibanejad	Mar. 17	FLYERS 0 at NY Rangers 9	Hart
	141	M. Zibanejad	Mar. 25	NY Rangers 8 at FLYERS 3	Hart
	142	P. Bergeron	Apr. 6	Boston 4 at FLYERS 2	Hart
2021-22 (3)	143	T. Terry	Jan. 4	FLYERS 4 at Anaheim 1	Hart
	144	T. Hertl	Jan. 8	San Jose 3 at FLYERS 2 (OT)	Jones
	145	D. Pastrnak	Jan. 13	FLYERS 2 at Boston 3	Hart
2022-23 (4)	146	C. Keller	Dec. 11	FLYERS 4 at Arizona 5 (OT)	Hart
	147	S. Aho	Mar. 18	Carolina 5 at FLYERS 4 (OT)	Sandstrom
	148	A. Tuch	Apr. 1	Buffalo 6 at FLYERS 3	Sandstrom
	149	D. Pastrnak	Apr. 9	Boston 5 at FLYERS 3	Sandstrom

ALL-TIME SHUTOUTS FOR

YEAR	NO.	DATE	OPPONENT	SCORE	FLYERS GOALIE	YEAR	NO.	DATE	OPPONENT	SCORE	FLYERS GOALIE
1967-68 (8)	1	Oct.19	PITTSBURGH	1-0	Favell		77	Jan. 7	LOS ANGELES	3-0	Parent
	2	Dec. 8	Los Angeles	3-0	Favell		78	Mar. 6	COLORADO	5-0	Moore
	3	Dec. 16	St. Louis	1-0	Parent		79	Mar. 14	Chicago	4-0	Stephenson
	4	Dec. 21	MINNESOTA	6-0	Parent		80	Mar. 29	VANCOUVER	5-0	Moore
	5	Dec. 30	Los Angeles	2-0	Favell	1979-80 (1)	81	Feb. 2	Pittsburgh	4-0	Peeters
	6	Mar. 10	MINNESOTA	2-0	Parent	1980-81 (4)	82	Oct. 28	CALGARY	8-0	Peeters
	7	Mar. 14	LOS ANGELES	0-0	Parent		83	Dec. 18	COLORADO	2-0	St. Croix
	8	Mar. 28	ST. LOUIS	2-0	Favell		84	Jan. 21	Pittsburgh	5-0	Peeters
1968-69 (2)	9	Oct. 17	PITTSBURGH	3-0	Parent		85	Mar. 30	NY Rangers	0-0	St. Croix
	10	Nov. 9	Pittsburgh	3-0	Favell	1981-82 (0)				(None)	
1969-70 (4)	11	Oct. 26	ST. LOUIS	0-0	Parent	1982-83 (7)	86	Nov. 27	Los Angeles	4-0	Lindbergh
	12	Dec. 21	PITTSBURGH	4-0	Parent		87	Dec. 4	Pittsburgh	0-0	Lindbergh
	13	Jan. 24	Minnesota	6-0	Favell		88	Jan. 16	NY Rangers	4-0	Froese
	14	Jan. 25	ST. LOUIS	2-0	Parent		89	Jan. 22	NY Islanders	1-0	Froese
1970-71 (4)	15	Oct. 17	Pittsburgh	0-0	Parent		90	Feb. 5	Los Angeles	2-0	Lindbergh
	16	Dec. 4	California	4-0	Parent		91	Feb. 20	NEW JERSEY	3-0	Froese
	17	Jan. 14	TORONTO	3-0	Favell		92	Feb. 27	NY ISLANDERS	2-0	Froese
1971-72 (7)	18	Feb. 17	Los Angeles	4-0	Favell	1983-84 (3)	93	Dec. 22	NEW JERSEY	5-0	Lindbergh
	19	Oct. 16	Los Angeles	1-0	Favell		94	Jan. 19	NEW JERSEY	2-0	Froese
	20	Nov. 18	LOS ANGELES	2-0	Gamble		95	Feb. 5	TORONTO	7-0	Froese
	21	Dec. 5	CALIFORNIA	3-0	Favell	1984-85 (3)	96	Nov. 9	ST. LOUIS	6-0	Lindbergh
	22	Dec. 16	BUFFALO	5-0	Favell		97	Mar. 30	NY RANGERS	3-0	Froese
	23	Jan. 30	PITTSBURGH	4-0	Gamble		98	Apr. 4	NY ISLANDERS	3-0	Lindbergh
	24	Mar. 2	MINNESOTA	3-0	Favell	1985-86 (8)	99	Oct. 24	HARTFORD	3-0	Lindbergh
	25	Mar. 25	CALIFORNIA	3-0	Favell		100	Nov. 21	HARTFORD	3-0	Froese
1972-73 (3)	26	Feb. 25	California	7-0	Favell		101	Dec. 7	NY RANGERS	4-0	Froese
	27	Mar. 4	TORONTO	10-0	Favell		102	Jan. 9	WASHINGTON	4-0	Jensen
	28	Mar. 22	VANCOUVER	9-0	Favell		103	Jan. 12	CALGARY	3-0	Froese
1973-74 (12)	29	Oct. 11	TORONTO	2-0	Parent		104	Jan. 25	St. Louis	1-0	Jensen
	30	Oct. 13	NY Islanders	6-0	Parent		105	Feb. 12	Buffalo	4-0	Froese
	31	Oct. 27	Pittsburgh	6-0	Parent		106	Mar. 13	WASHINGTON	2-0	Froese
	32	Nov. 1	CHICAGO	1-0	Parent	1986-87 (1)	107	Jan. 6	NEW JERSEY	4-0	Hextall
33	Nov. 4	PITTSBURGH	7-0	Parent	1987-88 (1)	108	Mar. 26	WINNIPEG	6-0	Laforest	
34	Nov. 24	St. Louis	1-0	Parent	1988-89 (0)				(None)		
35	Dec. 16	NY ISLANDERS	4-0	Parent	1989-90 (1)	109	Feb. 15	TORONTO	3-0	Peeters	
36	Jan. 13	ATLANTA	1-0	Parent	1990-91 (1)	110	Nov. 11	VANCOUVER	2-0	Peeters	
37	Jan. 19	LOS ANGELES	2-0	Parent	1991-92 (4)	111	Dec. 21	Minnesota	3-0	Hextall	
38	Jan. 25	California	5-0	Parent		112	Feb. 8	Quebec	3-0	Hextall	
39	Mar. 3	MONTREAL	6-0	Parent		113	Feb. 27	Calgary	3-0	Roussel	
40	Apr. 4	NY ISLANDERS	4-0	Parent		114	Mar. 1	San Jose	1-0	Hextall	
1974-75 (13)	41	Nov. 2	Montreal	3-0	Parent	1992-93 (6)	115	Jan. 10	EDMONTON	4-0	Soderstrom
	42	Nov. 7	MINNESOTA	2-0	Parent		116	Feb. 11	MONTREAL	0-0	Soderstrom
	43	Nov. 10	CALIFORNIA	3-0	Parent		117	Mar. 5	Washington	3-0	Soderstrom
44	Dec. 1	KANSAS CITY	10-0	Parent		118	Apr. 4	TORONTO	4-0	Soderstrom	
45	Dec. 12	MINNESOTA	6-0	Parent		119	Apr. 10	Toronto	4-0	Soderstrom	
46	Dec. 22	PITTSBURGH	4-0	Parent		120	Apr. 12	NY RANGERS	1-0	Roussel	
47	Jan. 1	Vancouver	2-0	Parent	1993-94 (3)	121	Oct. 15	Washington	3-0	Roussel	
48	Jan. 16	WASHINGTON	4-0	Parent		122	Nov. 26	TAMPA BAY	3-0	Soderstrom	
49	Feb. 1	BUFFALO	6-0	Parent		123	Dec. 27	Buffalo	2-0	Soderstrom	
50	Mar. 1	KANSAS CITY	3-0	Stephenson	1994-95 (2)	124	Feb. 25	Montreal	7-0	Hextall	
51	Mar. 13	PITTSBURGH	6-0	Parent		125	May 2	NY Islanders	2-0	Roussel	
52	Mar. 16	LOS ANGELES	3-0	Parent	1995-96 (5)	126	Oct. 14	NY Islanders	3-0	Roussel	
53	Mar. 22	MINNESOTA	4-0	Parent		127	Dec. 14	TAMPA BAY	4-0	Hextall	
1975-76 (1)	54	Nov. 2	KANSAS CITY	10-0	Stephenson		128	Mar. 16	WINNIPEG	3-0	Hextall
	55	Oct. 10	LOS ANGELES	1-0	Parent		129	Mar. 23	Toronto	4-0	Hextall
1976-77 (8)	56	Oct. 28	PITTSBURGH	3-0	Parent		130	Mar. 25	HARTFORD	3-0	Hextall
	57	Nov. 16	DETROIT	2-0	Parent	1996-97 (7)	131	Oct. 22	ANAHEIM	3-0	Hextall
	58	Dec. 18	St. Louis	2-0	Parent		132	Dec. 14	Hartford	4-0	Snow
	59	Dec. 30	Los Angeles	2-0	Stephenson		133	Dec. 15	BOSTON	6-0	Hextall
60	Jan. 27	St. Louis	2-0	Stephenson		134	Dec. 19	NY ISLANDERS	5-0	Snow	
61	Feb. 3	CHICAGO	6-0	Parent		135	Dec. 21	ST. LOUIS	4-0	Hextall	
62	Mar. 13	PITTSBURGH	4-0	Stephenson		136	Mar. 9	WASHINGTON	5-0	Hextall	
1977-78 (10)	63	Oct. 16	ST. LOUIS	7-0	Stephenson		137	Mar. 23	COLORADO	2-0	Hextall
	64	Oct. 20	PITTSBURGH	11-0	Parent	1997-98 (6)	138	Nov. 11	OTTAWA	1-0	Hextall
	65	Nov. 13	DETROIT	3-0	Stephenson		139	Dec. 14	TAMPA BAY	3-0	Hextall
	66	Nov. 20	ATLANTA	4-0	Parent		140	Dec. 20	FLORIDA	2-0	Snow
	67	Nov. 27	LOS ANGELES	2-0	Stephenson		141	Dec. 31	Vancouver	8-0	Hextall
	68	Nov. 29	Vancouver	3-0	Parent		142	Jan. 20	BUFFALO	3-0	Hextall
	69	Dec. 21	Cleveland	4-0	Parent		143	Apr. 2	LOS ANGELES	3-0	Burke
	70	Feb. 2	COLORADO	3-0	Parent	1998-99 (7)	144	Oct. 9	NY Rangers	1-0	Vanbiesbrouck
	71	Feb. 6	ST. LOUIS	2-0	Parent		145	Dec. 12	Toronto	3-0	Vanbiesbrouck
	72	Apr. 6	NY RANGERS	3-0	Parent		146	Jan. 7	NY ISLANDERS	5-0	Vanbiesbrouck
1978-79 (8)	73	Oct. 26	TORONTO	5-0	Parent		147	Jan. 9	CAROLINA	2-0	Hextall/ Vanbiesbrouck
	74	Nov. 12	Vancouver	4-0	Parent		148	Jan. 11	NASHVILLE	8-0	Vanbiesbrouck
	75	Nov. 30	ST. LOUIS	3-0	Stephenson		149	Jan. 13	Washington	3-0	Vanbiesbrouck
	76	Dec. 10	NY Rangers	4-0	Parent		150	Jan. 18	Ottawa	5-0	Vanbiesbrouck



ALL-TIME SHUTOUTS FOR

YEAR	NO.	DATE	OPPONENT	SCORE	FLYERS GOALIE	YEAR	NO.	DATE	OPPONENT	SCORE	FLYERS GOALIE
1999-00 (7)	151	Oct. 20	NY RANGERS	5-0	Vanbiesbrouck	2013-14 (6)	216	Nov. 2	New Jersey	1-0	Emery
	152	Oct. 22	NY Rangers	2-0	Vanbiesbrouck		217	Nov. 12	Ottawa	5-0	Mason
	153	Oct. 24	FLORIDA	2-0	Vanbiesbrouck		218	Jan. 28	Detroit	5-0	Mason
	154	Dec. 18	TAMPA BAY	4-0	Boucher	219	Feb. 1	Los Angeles	2-0	Mason	
	155	Mar. 4	Boston	3-0	Boucher	220	Mar. 15	Pittsburgh	4-0	Mason	
	156	Mar. 21	Nashville	2-0	Boucher	221	Apr. 1	St. Louis	0-1	Emery (SOL)	
	157	Apr. 8	BOSTON	3-0	Boucher	222	Nov. 24	NY Islanders	0-1	Mason (SOL)	
2000-01 (11)	158	Oct. 26	NY RANGERS	3-0	Boucher	223	Jan. 31	TORONTO	1-0	Mason	
	159	Nov. 4	BUFFALO	3-0	Cechmanek	224	Mar. 12	St. Louis	0-1	Mason (SOL)	
160	Nov. 9	EDMONTON	2-0	Cechmanek	2015-16 (7)	225	Oct. 12	FLORIDA	1-0	Neuvirth	
161	Jan. 12	Tampa Bay	3-0	Cechmanek		226	Oct. 14	CHICAGO	3-0	Neuvirth	
162	Jan. 22	LOS ANGELES	3-0	Cechmanek	227	Nov. 17	Winnipeg	3-0	Neuvirth		
163	Feb. 1	NY ISLANDERS	2-0	Cechmanek	228	Nov. 28	NY Rangers	3-0	Mason		
164	Feb. 19	CAROLINA	4-0	Cechmanek	229	Dec. 17	VANCOUVER	2-0	Mason		
165	Feb. 24	TAMPA BAY	0-0	Cechmanek	230	Jan. 9	NY ISLANDERS	4-0	Mason		
166	Mar. 1	BUFFALO	2-0	Cechmanek	231	Mar. 5	COLUMBUS	6-0	Mason		
167	Mar. 15	MINNESOTA	3-0	Cechmanek	2016-17 (5)	232	Dec. 11	Detroit	1-0	Stolarz	
168	Mar. 31	DETROIT	1-0	Cechmanek		233	Jan. 25	NY Rangers	2-0	Mason	
2001-02 (7)	169	Oct. 30	Washington	3-0	Boucher	234	Feb. 28	COLORADO	4-0	Mason	
	170	Oct. 31	PITTSBURGH	3-0	Boucher	235	Mar. 15	PITTSBURGH	4-0	Mason	
171	Nov. 15	WASHINGTON	5-0	Boucher/ Cechmanek	236	Apr. 1	NEW JERSEY	3-0	Stolarz/Neuvirth		
172	Dec. 1	TAMPA BAY	2-0	Cechmanek	2017-18 (3)	237	Nov. 2	St. Louis	2-0	Neuvirth	
173	Jan. 19	Toronto	3-0	Cechmanek		238	Feb. 26	Montreal	1-0	Mrzerek	
174	Feb. 9	St. Louis	5-0	Cechmanek	239	Apr. 7	NY RANGERS	5-0	Elliott		
175	Feb. 27	New Jersey	1-0	Cechmanek	2018-19 (3)	240	Nov. 10	CHICAGO	4-0	Elliott	
2002-03 (8)	176	Dec. 14	BUFFALO	2-0		Esche	241	Nov. 23	NY RANGERS	4-0	Pickard
	177	Jan. 3	Anaheim	1-0	Esche	242	Jan. 29	NY Rangers	1-0	Stolarz	
178	Jan. 9	NY Islanders	4-0	Cechmanek	2019-20 (3)	243	Oct. 9	NEW JERSEY	4-0	Hart	
179	Feb. 20	LOS ANGELES	5-0	Cechmanek		244	Jan. 21	PITTSBURGH	3-0	Elliott	
180	Feb. 25	Chicago	2-0	Cechmanek	245	Feb. 3	Detroit	3-0	Elliott		
181	Mar. 4	VANCOUVER	3-0	Cechmanek	2020-21 (3)	246	Jan. 19	BUFFALO	3-0	Elliott	
182	Mar. 29	PITTSBURGH	3-0	Cechmanek		247	Feb. 27	Buffalo	3-0	Elliott	
183	Apr. 1	COLUMBUS	4-0	Cechmanek	248	Feb. 28	Buffalo	3-0	Hart		
2003-04 (7)	184	Oct. 9	BUFFALO	2-0	Hackett	2021-22 (1)	249	Nov. 2	ARIZONA	3-0	Hart
	185	Oct. 16	San Jose	0-0	Hackett		2022-23 (3)	250	Jan. 9	Buffalo	4-0
186	Oct. 27	MONTREAL	5-0	Esche	251	Jan. 28		Winnipeg	4-0	Hart	
187	Nov. 15	ATLANTA	4-0	Hackett	252	Mar. 25	DETROIT	3-0	Hart		
188	Jan. 17	Toronto	4-0	Esche							
189	Mar. 20	NY RANGERS	3-0	Esche							
190	Apr. 1	Montreal	2-0	Burke							
2005-06 (3)	191	Dec. 6	CALGARY	1-0 (SO)	Niittymaki						
	192	Jan. 2	Boston	1-0	Niittymaki						
193	Mar. 15	Florida	4-0	Esche							
2006-07 (1)	194	Oct. 30	CHICAGO	3-0	Esche						
2007-08 (6)	195	Oct. 16	ATLANTA	4-0	Biron						
	196	Oct. 18	NEW JERSEY	4-0	Biron						
197	Dec. 30	Florida	1-0	Niittymaki							
198	Feb. 2	ANAHEIM	3-0	Biron							
199	Apr. 4	NEW JERSEY	3-0	Biron							
200	Apr. 6	PITTSBURGH	2-0	Biron							
2008-09 (3)	201	Oct. 28	Atlanta	7-0	Niittymaki						
	202	Nov. 21	Buffalo	3-0	Biron						
2009-10 (5)	203	Feb. 25	LOS ANGELES	2-0	Biron						
	204	Oct. 2	CAROLINA	2-0	Emery						
205	Dec. 30	N.Y. RANGERS	6-0	Leighton							
206	Jan. 21	N.Y. Rangers	2-0	Emery							
207	Feb. 1	CALGARY	3-0	Emery							
208	Apr. 6	TORONTO	2-0	Boucher							
2010-11 (0)				(None)							
2011-12 (6)	209	Oct. 8	NEW JERSEY	3-0	Bryzgalov						
	210	Feb. 7	N.Y. ISLANDERS	0-1	Bryzgalov (SOL)						
211	Mar. 4	WASHINGTON	1-0	Bryzgalov							
212	Mar. 8	Florida	5-0	Bryzgalov							
213	Mar. 10	TORONTO	1-0 (SO)	Bryzgalov							
214	Mar. 13	New Jersey	3-0	Bryzgalov							
2012-13 (1)	215	Feb. 18	N.Y. ISLANDERS	7-0	Bryzgalov						

NOTES:

Since the advent of the shootout in 2005-06, the Flyers have had seven games reach the shootout with a 0-0 score. A goaltender gets credit for a shut-out in those circumstances regardless of the shootout result. They are noted above by SOW and SOL designations. The Flyers are 3-4 in those games.

*For Flyers shutouts in the Playoffs, see Flyers Playoff Section

ALL-TIME SHUTOUTS AGAINST

YEAR	NO.	DATE	OPPONENT	SCORE	OPPONENT GOALIE	YEAR	NO.	DATE	OPPONENT	SCORE	OPPONENT GOALIE			
1967-68 (9)	1	Nov. 15	Pittsburgh	5-0	H. Bassen	1988-89 (1)	78	Mar. 22	BOSTON	3-0	A. Moog			
	2	Dec. 10	CHICAGO	3-0	D. DeJordy		79	Jan. 26	WASHINGTON	1-0	C. Malarchuk			
	3	Jan. 25	MINNESOTA	3-0	C. Maniogo		80	Nov. 20	WINNIPEG	1-0	D. Berthiaume			
	4	Jan. 28	LOS ANGELES	2-0	T. Sawchuk		81	Dec. 8	Minnesota	7-0	B. Hayward			
	5	Feb. 14	Oakland	4-0	G. Smith/C.Hodge		82	Dec. 22	Hartford	1-0	D. Reaugh			
	6	Mar. 2	NY Rangers	4-0	E. Giacomini		83	Feb. 2	HARTFORD	2-0	P. Sidorkiewicz			
	7	Mar. 14	LOS ANGELES	0-0	T. Sawchuk		84	Mar. 12	Los Angeles	6-0	K. Hrudey			
	8	Mar. 27	St. Louis	3-0	G. Hall		85	Mar. 16	Washington	6-0	D. Beaupre			
	9	Mar. 30	PITTSBURGH	2-0	L. Binkley		86	Mar. 28	WASHINGTON	3-0	D. Beaupre			
1968-69 (10)	10	Nov. 7	ST. LOUIS	8-0	J. Plante	1991-92 (3)	87	Oct. 19	MONTREAL	1-0	R. Melanson			
	12	Nov. 21	MONTREAL	3-0	G. Worsley	88	Oct. 25	Winnipeg	2-0	B. Essensa				
	13	Nov. 30	St. Louis	1-0	G. Hall	89	Jan. 23	WINNIPEG	1-0	S. Beauregard				
	14	Dec. 6	Oakland	4-0	G. Smith	90	Oct. 17	New Jersey	2-0	C. Terrier				
	15	Dec. 12	TORONTO	1-0	J. Bower	91	Dec. 23	PITTSBURGH	4-0	T. Barraso				
	16	Dec. 14	Montreal	1-0	T. Esposito	92	Feb. 11	MONTREAL	0-0	A. Racicot				
	17	Jan. 16	MONTREAL	4-0	R. Vachon	93	Dec. 4	Calgary	6-0	M. Vernon				
	18	Jan. 30	CHICAGO	12-0	D. DeJordy	94	Jan. 6	Dallas	8-0	D. Wakaluk				
	19	Feb. 4	DETROIT	2-0	R. Edwards	95	Feb. 5	Boston	4-0	J. Casey				
1969-70 (8)	20	Feb. 15	CHICAGO	3-0	D. Dryden	96	Feb. 13	PITTSBURGH	3-0	T. Barraso				
	21	Oct. 11	MINNESOTA	4-0	C. Maniogo	97	Feb. 25	NY Islanders	2-0	R. Hextall				
	22	Oct. 26	ST. LOUIS	0-0	J. Plante	98	Feb. 6	Ottawa	3-0	D. Beaupre				
	23	Nov. 1	St. Louis	8-0	J. Plante	99	Feb. 9	FLORIDA	3-0	J. Vanbiesbrouck				
	24	Dec. 20	St. Louis	3-0	J. Plante	100	Apr. 30	NY Rangers	2-0	G. Healy				
	25	Jan. 31	CHICAGO	5-0	T. Esposito	101	Jan. 13	NY Rangers	4-0	G. Healy				
	26	Mar. 21	Montreal	2-0	R. Vachon	102	Mar. 3	Washington	3-0	J. Carey				
	27	Apr. 2	ST. LOUIS	1-0	E. Wakeny	103	Oct. 13	CALGARY	1-0	T. Kidd				
	28	Apr. 4	MINNESOTA	1-0	G. Worsley	104	Nov. 26	Boston	2-0	B. Ranford				
1970-71 (3)	29	Oct. 17	Pittsburgh	0-0	L. Binkley	1997-98 (5)	105	Oct. 27	NEW JERSEY	5-0	M. Brodeur			
	30	Dec. 12	BOSTON	1-0	G. Cheevers	106	Nov. 20	SAN JOSE	3-0	M. Vernon				
	31	Dec. 18	California	1-0	G. Smith	107	Dec. 3	BOSTON	3-0	B. Dafeo				
	1971-72 (7)	32	Oct. 21	LOS ANGELES	7-0	G. Edwards	108	Jan. 24	Detroit	1-0	C. Osogood			
		33	Nov. 3	Chicago	3-0	G. Smith	109	Feb. 4	Dallas	1-0	R. Turek			
		34	Nov. 7	MINNESOTA	3-0	G. Worsley	110	Dec. 4	Buffalo	3-0	D. Hasek			
		35	Dec. 9	NY RANGERS	5-0	G. Villemure	111	Mar. 4	OTTAWA	5-0	D. Rhodes			
		36	Dec. 19	TORONTO	4-0	J. Plante	112	Mar. 13	Pittsburgh	4-0	P. Skudra			
		37	Jan. 11	Detroit	5-0	A. Smith	113	Apr. 3	Boston	3-0	B. Dafeo			
38		Mar. 5	MONTREAL	4-0	K. Dryden	1999-00 (6)	114	Oct. 2	OTTAWA	3-0	P. Lalime			
1972-73 (3)		39	Oct. 14	Detroit	5-0	R. Edwards	115	Oct. 7	CAROLINA	2-0	A. Irbé			
		40	Jan. 7	Buffalo	2-0	D. Dryden	116	Jan. 14	Atlanta	1-0	N. Maracle			
	41	Mar. 1	LOS ANGELES	2-0	R. Vachon	117	Jan. 30	Washington	2-0	O. Kolzig				
	1973-74 (2)	42	Oct. 20	Los Angeles	3-0	R. Vachon	118	Mar. 1	Dallas	2-0	E. Belfour			
		43	Oct. 25	MONTREAL	4-0	W. Thomas	119	Apr. 2	Carolina	1-0	A. Irbé			
		1974-75 (2)	44	Jan. 11	Montreal	6-0	M. Larocque	2000-01 (3)	120	Nov. 24	PITTSBURGH	1-0	G. Snow	
			45	Feb. 8	Minnesota	5-0	P. LoPresti	121	Nov. 30	Carolina	2-0	A. Irbé		
			1975-76 (3)	46	Oct. 23	NY Islanders	3-0	G. Resch	122	Feb. 24	TAMPA BAY	0-0	K. Weekes	
				47	Jan. 18	Chicago	2-0	T. Esposito	2001-02 (3)	123	Dec. 6	NY ISLANDERS	2-0	G. Snow
48				Apr. 4	NY Rangers	2-0	J. Davidson	124	Feb. 12	NY ISLANDERS	1-0 (OT)	G. Snow		
1976-77 (3)				49	Oct. 7	NY ISLANDERS	3-0	G. Resch	125	Apr. 10	New Jersey	1-0	M. Brodeur	
				50	Nov. 13	Pittsburgh	1-0	D. Wilson	2002-03 (9)	126	Nov. 7	NEW JERSEY	1-0	M. Brodeur
	51			Feb. 24	Buffalo	2-0	D. Edwards	127	Nov. 23	Toronto	6-0	E. Belfour		
	1977-78 (2)			52	Dec. 18	MONTREAL	2-0	K. Dryden	128	Nov. 29	TORONTO	3-0	E. Belfour	
		53		Feb. 23	Buffalo	4-0	D. Edwards	129	Dec. 2	NEW JERSEY	1-0 (OT)	M. Brodeur		
		1978-79 (4)		54	Oct. 21	Toronto	2-0	M. Palmateer	130	Dec. 28	Phoenix	4-0	S. Burke	
			55	Nov. 1	Atlanta	3-0	D. Bouchard	131	Jan. 25	Boston	1-0 (OT)	J. Hackett		
			56	Nov. 28	Montreal	3-0	K. Dryden	132	Jan. 28	TAMPA BAY	3-0	J. Grahame		
			57	Jan. 16	Atlanta	5-0	D. Bouchard	133	Feb. 10	MINNESOTA	1-0	M. Fernandez		
1979-80 (1)			58	Mar. 20	TORONTO	3-0	M. Palmateer	134	Feb. 12	Minnesota	2-0	D. Roloson		
			1980-81 (5)	59	Nov. 16	Boston	1-0	R. Vachon	2003-04 (4)	135	Oct. 16	San Jose	0-0	E. Nabokov
				60	Dec. 21	WASHINGTON	6-0	M. Palmateer	136	Oct. 21	Los Angeles	4-0	R. Cechmanek	
	61			Feb. 5	BUFFALO	4-0	D. Edwards	137	Dec. 13	NEW JERSEY	2-0	M. Brodeur		
	62			Mar. 30	NY Rangers	0-0	S. Baker	138	Jan. 10	EDMONTON	3-0	T. Salo		
	1981-82 (2)	63		Apr. 5	NY RANGERS	2-0	S. Baker	2005-06 (4)	139	Jan. 9	New Jersey	3-0	M. Brodeur	
		64		Nov. 14	Toronto	4-0	V. Tremblay	140	Jan. 28	TAMPA BAY	6-0	S. Burke		
		65		Feb. 21	BOSTON	1-0	M. Baron	141	Feb. 5	Montreal	5-0	C. Huet		
		1982-83 (1)		66	Dec. 4	Pittsburgh	0-0	D. Herron	142	Mar. 12	Pittsburgh	2-0	M-A Fleury	
67				Jan. 27	Vancouver	4-0	R. Brodeur	2006-07 (5)	143	Oct. 5	Pittsburgh	4-0	M-A Fleury	
68			Dec. 26	Washington	6-0	P. Riggan	144	Dec. 8	New Jersey	2-0	M. Brodeur			
1983-84 (1)			69	Mar. 27	BUFFALO	1-0	J. Cloutier	145	Feb. 7	NY Islanders	2-0	R. DiPietro		
			70	Dec. 6	Boston	5-0	B. Ranford	146	Mar. 12	Phoenix	4-0	M. Tullqvist		
			71	Feb. 16	CALGARY	5-0	R. Lemelin	147	Mar. 21	NY Rangers	5-0	H. Lundqvist		
	1984-85 (1)		72	Oct. 15	NY ISLANDERS	6-0	K. Hrudey	2007-08 (5)	148	Nov. 5	NY Rangers	2-0	H. Lundqvist	
			73	Oct. 27	New Jersey	4-0	A. Chevrier	149	Jan. 4	New Jersey	3-0	M. Brodeur		
			74	Nov. 14	TORONTO	6-0	K. Wregget	150	Jan. 31	NY RANGERS	4-0	S. Valiquette		
		75	Dec. 30	Edmonton	6-0	G. Fuhr	151	Feb. 9	NY RANGERS	2-0	S. Valiquette			
		1985-86 (1)	76	Jan. 31	Washington	1-0 (OT)	P. Peeters	152	Feb. 16	Montreal	1-0	C. Price		
			77	Mar. 19	Pittsburgh	7-0	S. Guenette							



ALL-TIME SHUTOUTS AGAINST

YEAR	NO.	DATE	OPPONENT	SCORE	OPPONENT GOALIE	YEAR	NO.	DATE	OPPONENT	SCORE	OPPONENT GOALIE
2008-09 (3)	153	Dec. 27	Columbus	3-0	S. Mason	2016-17 (8)	193	Mar. 3	EDMONTON	4-0	Talbot
	154	Jan. 31	St. Louis	4-0	C. Mason		194	Apr. 6	Detroit	3-0	Howard
	155	Mar. 1	New Jersey	3-0	M. Brodeur		195	Nov. 19	Tampa Bay	3-0	A. Vasilevskiy
2009-10 (6)	156	Nov. 28	ATLANTA	2-0	J. Hedberg	196	Dec. 22	New Jersey	4-0	C. Schneider	
	157	Dec. 3	Vancouver	3-0	R. Luongo	197	Dec. 30	San Jose	2-0	A. Dell	
	158	Dec. 10	Ottawa	2-0	B. Elliott	198	Jan. 15	Washington	5-0	P. Grubauer	
2010-11 (7)	159	Jan. 14	TORONTO	4-0	V. Toskala	199	Feb. 4	Los Angeles	1-0	P. Budaj	
	160	Feb. 3	EDMONTON	1-0	J. Deslauriers	200	Feb. 6	St. Louis	2-0	C. Hutton	
	161	Mar. 23	OTTAWA	2-0	B. Elliott	201	Mar. 25	Columbus	1-0	S. Bobrovsky	
	162	Nov. 16	MONTREAL	3-0	C. Price	202	Apr. 4	New Jersey	1-0	K. Kinkaid	
	163	Dec. 1	Boston	3-0	T. Thomas	203	Oct. 5	Los Angeles	2-0	J. Quick	
	164	Dec. 20	Florida	5-0	T. Vokoun	204	Oct. 19	NASHVILLE	1-0	P. Rinne	
	165	Feb. 1	TAMPA BAY	4-0	D. Roloson	205	Nov. 1	Chicago	3-0	C. Crawford	
011-12 (5)	166	Feb. 13	Los Angeles	1-0	J. Quick	206	Nov. 11	MINNESOTA	1-0	D. Dubnyk	
	167	Mar. 6	NY RANGERS	7-0	H. Lundqvist	207	Nov. 14	Minnesota	3-0	D. Dubnyk	
	168	Mar. 31	Atlanta	1-0	C. Mason	208	Dec. 2	BOSTON	3-0	T. Rask	
	169	Nov. 26	NY RANGERS	2-0	H. Lundqvist	212	Oct. 13	VEGAS	1-0	M. Fleury	
	170	Dec. 17	Boston	6-0	T. Thomas	213	Oct. 25	Boston	3-0	J. Halak	
2012-13 (4)	171	Feb. 7	NY Islanders	1-0	E. Nabokov	214	Nov. 15	New Jersey	3-0	K. Kinkaid	
	172	Feb. 23	EDMONTON	2-0	D. Dubnyk	215	Nov. 24	Toronto	6-0	G. Sparks	
	173	Feb. 28	SAN JOSE	1-0	A. Niemi	216	Jan. 1	Nashville	4-0	J. Saros	
	174	Jan. 22	NEW JERSEY	3-0	M. Brodeur	217	Jan. 7	ST. LOUIS	3-0	J. Binnington	
2013-14 (5)	175	Mar. 9	BOSTON	3-0	T. Rask	218	Mar. 31	NY RANGERS	3-0	A. Georgiev	
	176	Apr. 13	BUFFALO	1-0	J. Enroth	219	Jan. 11	TAMPA BAY	1-0	A. Vasilevskiy	
	177	Apr. 18	New Jersey	3-0	M. Brodeur	220	Feb. 6	NEW JERSEY	5-0	M. Blackwood	
	178	Nov. 1	Washington	7-0	B. Holby	221	Mar. 10	BOSTON	2-0	T. Rask	
	179	Nov. 7	New Jersey	3-0	M. Brodeur	222	Mar. 17	NY Rangers	9-0	A. Georgiev	
2014-15 (7)	180	Dec. 2	Minnesota	2-0	J. Harding	223	Apr. 18	NY ISLANDERS	1-0	I. Sorokin (OT)	
	181	Apr. 1	St. Louis	1-0 (SO)	R. Miller	224	Oct. 30	Calgary	4-0	J. Markstron	
	182	Apr. 3	Columbus	2-0	S. Bobrovsky	225	Nov. 10	TORONTO	3-0	J. Campbell	
	183	Oct. 21	Chicago	4-0	A. Raanta	226	Nov. 23	Tampa Bay	4-0	A. Vasilevskiy	
2015-16 (5)	184	Nov. 19	NY Rangers	2-0	C. Talbot	227	Dec. 8	New Jersey	3-0	M. Blackwood	
	185	Nov. 24	NY Islanders	1-0 (SO)	J. Halak	228	Mar. 1	EDMONTON	3-0	M. Koskinen	
	186	Nov. 28	NY RANGERS	3-0	C. Talbot	229	Apr. 27	Winnipeg	4-0	E. Comrie	
	187	Jan. 14	Washington	1-0	B. Holby	230	Oct. 23	SAN JOSE	3-0	J. Reimer	
	188	Jan. 15	VANCOUVER	4-0	R. Miller	231	Nov. 1	NY Rangers	1-0	I. Shesterkin (OT)	
	189	Mar. 12	St. Louis	1-0 (SO)	B. Elliott	232	Jan. 16	Boston	6-0	J. Swayman	
2022-23 (6)	190	Nov. 10	COLORADO	4-0	Berra	233	Feb. 25	New Jersey	7-0	A. Schmid	
	191	Nov. 19	SAN JOSE	1-0 (OT)	M. Jones	234	Mar. 9	Carolina	1-0	P. Kochetkov	
	192	Nov. 21	Ottawa	4-0	C. Anderson	235	Apr. 8	NY Islanders	4-0	I. Sorokin	

ALL-TIME OVERTIME

GOAL SCORER	DATE	SCORE	OPPONENT	TIME	RECORD
Bobby Clarke	Nov. 20, 1983	6-5	vs. Pittsburgh	2:43	1-0
Ilkka Sinisalo	Jan. 5, 1984	7-6	vs. Winnipeg	2:32	2-0
Tim Kerr	Feb. 19, 1984	3-2	@ NY Rangers	1:33	3-0
Phil Housley	Feb. 21, 1984	4-5	vs. Buffalo	4:09	3-1
Paul MacLean	Dec. 11, 1984	4-5	@ Winnipeg	3:58	3-2
Dave Poulin	Mar. 5, 1985	5-4	@ NY Islanders	2:18	4-2
Murray Craven	Nov. 17, 1985	5-4	vs. NY Islanders	3:52	5-2
Murray Craven	Dec. 22, 1985	3-2	vs. Pittsburgh	2:12	6-2
Jari Kurri	Mar. 2, 1986	1-2	@ Edmonton	1:29	6-3
Doug Crossman	Mar. 15, 1986	6-5	@ Toronto	2:43	7-3
Ilkka Sinisalo	Apr. 5, 1986	4-3	@ Pittsburgh	1:49	8-3
Dave Poulin	Mar. 26, 1987	3-2	vs. Quebec	3:22	9-3
Larry Murphy	Apr. 4, 1987	2-3	@ Washington	3:19	9-4
Kelly Miller	Jan. 31, 1988	0-1	@ Washington	3:27	9-5
Dave Brown	Feb. 15, 1988	5-4	vs. Hartford	3:35	10-5
Dirk Graham	Mar. 13, 1988	4-5	@ Chicago	1:00	10-6
Denis Savard	Mar. 17, 1988	3-4	vs. Chicago	0:37	10-7
Ron Sutter	Oct. 9, 1988	4-3	vs. Buffalo	2:44	11-7
Jim Peplinski	Oct. 23, 1988	4-5	vs. Calgary	4:23	11-8
Joe Nieuwendyk	Nov. 10, 1988	2-3	vs. Calgary	1:29	11-9
Bob Sweeney	Nov. 24, 1988	1-2	@ Boston	0:08	11-10
Brett Hull	Mar. 16, 1989	3-4	vs. St. Louis	3:21	11-11
Mario Lemieux	Apr. 2, 1989	5-6	vs. Pittsburgh	3:38	11-12
Doug Smail	Nov. 18, 1989	0-1	vs. Winnipeg	1:32	11-13
Ron Sutter	Dec. 7, 1989	4-3	vs. Buffalo	0:24	12-13
Kirk Muller	Dec. 22, 1989	4-5	vs. New Jersey	1:18	12-14
Gino Cavallini	Jan. 4, 1990	4-5	@ St. Louis	2:44	12-15
Brian Leetch	Jan. 14, 1990	3-4	@ NY Rangers	1:16	12-16
Dan Quinn	Jan. 18, 1990	2-3	vs. Vancouver	3:39	12-17
Mike Bullard	Feb. 3, 1990	7-6	vs. Minnesota	4:51	13-17
Murray Baron	Mar. 13, 1991	5-4	@ Vancouver	3:09	14-17
Donald Audette	Nov. 8, 1991	3-4	@ Buffalo	1:29	14-18
Brad Jones	Dec. 22, 1991	4-3	vs. Washington	1:10	15-18
Viacheslav Fetisov	Feb. 18, 1992	3-4	@ New Jersey	1:42	15-19
Tony Amonte	Feb. 23, 1992	1-2	@ NY Rangers	4:21	15-20
Rod Brind'Amour	Mar. 12, 1992	5-4	vs. Calgary	1:54	16-20
Andrew Cassels	Apr. 15, 1992	3-4	vs. Hartford	1:38	16-21
Kevin Dineen	Nov. 14, 1992	4-3	@ Montreal	0:48	17-21
Claude Boivin	Dec. 3, 1992	3-2	vs. Quebec	2:03	18-21
Jaromir Jagr	Dec. 17, 1992	4-5	vs. Pittsburgh	2:50	18-22
Ric Nattress	Jan. 24, 1993	5-4	vs. Hartford	2:37	19-22
Bob Sweeney	Jan. 26, 1993	3-4	vs. Buffalo	2:23	19-23
Dimitry Yushkevich	Apr. 16, 1993	5-4	@ Hartford	1:25	20-23
Pierre Turgeon	Nov. 21, 1993	4-5	vs. NY Islanders	0:24	20-24
Kevin Dineen	Nov. 27, 1993	4-3	@ Tampa Bay	0:34	21-24
Guy Carbonneau	Jan. 30, 1994	4-5	@ Montreal	2:29	21-25
Sergei Makarov	Feb. 3, 1994	2-3	vs. San Jose	3:13	21-26
Eric Lindros	Feb. 10, 1994	4-3	vs. Florida	0:50	22-26
Rod Brind'Amour	Feb. 24, 1994	5-4	vs. NY Islanders	1:25	23-26
Neal Broten	Mar. 8, 1994	3-4	vs. Dallas	2:43	23-27
Garry Valk	Mar. 27, 1994	2-3	vs. Anaheim	0:24	23-28
Ray Ferraro	Feb. 2, 1995	4-5	vs. NY Islanders	1:43	23-29
Eric Lindros	Mar. 18, 1995	4-3	@ Florida	2:13	24-29
Rod Brind'Amour	Apr. 16, 1995	4-3	vs. Pittsburgh	1:30	25-29
John LeClair	Apr. 22, 1995	4-3	@ New Jersey	0:54	26-29
Chris Therien	Nov. 19, 1995	3-2	vs. Vancouver	0:32	27-29
Kevin Haller	Nov. 29, 1995	2-1	@ Florida	4:30	28-29
Bill Guerin	Dec. 19, 1995	4-5	@ New Jersey	2:13	28-30
Steve Konowalchuk	Jan. 28, 1996	2-3	@ Washington	4:20	28-31
Eric Desjardins	Feb. 1, 1996	3-2	vs. Montreal	4:30	29-31
Bill Guerin	Mar. 10, 1996	2-3	vs. New Jersey	3:45	29-32
Bob Corkum	Mar. 29, 1996	6-5	@ Buffalo	3:50	30-32
Rod Brind'Amour	Oct. 10, 1996	5-4	vs. Los Angeles	0:33	31-32
Eric Lindros	Feb. 22, 1997	4-3	@ Florida	4:03	32-32
Fredrik Olausson	Mar. 8, 1997	2-3	@ Pittsburgh	0:19	32-33
Mike Peca	Mar. 11, 1997	2-3	@ Buffalo	0:42	32-34
Eric Lindros	Mar. 13, 1997	5-4	vs. Edmonton	4:16	33-34
Eric Lindros	Oct. 13, 1997	3-2	@ San Jose	1:49	34-34
Michal Pivonka	Jan. 31, 1998	2-3	vs. Washington	2:23	34-35
Alexandre Daigle	Mar. 8, 1998	4-3	vs. Pittsburgh	4:03	35-35
Shjon Podein	Mar. 22, 1998	5-4	vs. NY Rangers	4:39	36-35
Keith Jones	Nov. 22, 1998	2-1	@ Florida	0:26	37-35
Dave Andreychuk	Dec. 10, 1998	4-5	vs. New Jersey	1:18	37-36
Valeri Zelepukin	Dec. 29, 1998	4-3	@ Calgary	1:57	38-36
Wendel Clark	Mar. 28, 1999	2-3	@ Detroit	2:26	38-37
Bobby Holik	Apr. 16, 1999	2-3	@ New Jersey	3:27	38-38
Brian Savage	Oct. 14, 1999	4-5	vs. Montreal	3:22	38-39
Valeri Zelepukin	Oct. 28, 1999	5-4	vs. Colorado	4:51	39-39
Mark Recchi	Nov. 26, 1999	3-2	vs. Toronto	4:08	40-39
Adam Burt	Dec. 29, 1999	3-2	@ Vancouver	2:34	41-39
John LeClair	Feb. 12, 2000	3-2	vs. Buffalo	2:26	42-39



ALL-TIME OVERTIME

GOAL SCORER	DATE	SCORE	OPPONENT	TIME	RECORD
Luke Richardson	Feb. 24, 2000	4-3	vs. Pittsburgh	4:51	43-39
Mariusz Czerkawski	Mar. 5, 2000	3-4	vs. NY Islanders	0:59	43-40
Eric Desjardins	Mar. 8, 2000	3-2	@ Tampa Bay	3:49	44-40
Jozef Stumpel	Mar. 23, 2000	2-3	vs. Los Angeles	1:20	44-41
Mark Recchi	Nov. 15, 2000	2-1	@ Toronto	3:26	45-41
Dan McGillis	Nov. 17, 2000	3-2	@ Atlanta	1:01	46-41
Dan McGillis	Dec. 23, 2000	2-1	vs. Carolina	3:50	47-41
Keith Primeau	Jan. 8, 2001	2-1	@ St. Louis	1:59	48-41
Theoren Fleury	Jan. 16, 2001	3-4	@ NY Rangers	2:46	48-42
Roman Hamrlik	Feb. 22, 2001	3-4	@ NY Islanders	4:42	48-43
Brian Savage	Apr. 5, 2001	2-3	@ Montreal	3:49	48-44
John LeClair	Apr. 7, 2001	4-3	vs. Pittsburgh	4:39	49-44
John LeClair	Nov. 10, 2001	3-2	@ Florida	4:17	50-44
Jozef Stumpel	Nov. 29, 2001	2-3	vs. Boston	3:22	50-45
Mark Recchi	Dec. 22, 2001	4-3	vs. Carolina	0:27	51-45
Denis Arhipov	Jan. 24, 2002	2-3	vs. Nashville	1:16	51-46
Marty Murray	Jan. 29, 2002	3-2	vs. Pittsburgh	1:47	52-46
Michael Peca	Feb. 12, 2002	0-1	vs. NY Islanders	4:51	52-47
John LeClair	Nov. 5, 2002	2-1	@ Carolina	1:56	53-47
Justin Williams	Nov. 30, 2002	2-1	@ Montreal	4:53	54-47
Brian Gionta	Dec. 2, 2002	0-1	vs. New Jersey	2:51	54-48
Michal Handzus	Dec. 5, 2002	3-2	vs. NY Rangers	4:23	55-48
Eric Desjardins	Dec. 27, 2002	2-1	@ Colorado	1:38	56-48
Brian Rolston	Jan. 25, 2003	0-1	@ Boston	0:31	56-49
Michal Handzus	Feb. 13, 2003	4-3	@ St. Louis	2:02	57-49
Jeremy Roenick	Mar. 1, 2003	3-2	@ Boston	1:00	58-49
Peter Forsberg	Mar. 8, 2003	1-2	vs. Colorado	0:26	58-50
Peter Bondra	Mar. 10, 2003	1-2	@ Washington	0:21	58-51
Rob Niedermayer	Oct. 22, 2003	3-4	@ Anaheim	1:10	58-52
Marcus Ragnarsson	Nov. 8, 2003	2-1	@ NY Rangers	1:01	59-52
Simon Gagne	Nov. 13, 2003	4-3	vs. Vancouver	1:47	60-52
Dean McAmmond	Dec. 16, 2003	2-3	vs. Calgary	3:33	60-53
Martin St. Louis	Dec. 18, 2003	4-5	vs. Tampa Bay	2:03	60-54
Milan Hejduk	Dec. 27, 2003	2-3	@ Colorado	1:42	60-55
Valeri Bure	Jan. 8, 2004	3-4	vs. Florida	2:56	60-56
Glen Murray	Feb. 28, 2004	2-3	@ Boston	1:21	60-57
Mike Rathje	Oct. 14, 2005	6-5	vs. Pittsburgh	3:17	61-57
Mike Ribeiro	Oct. 25, 2005	2-3	@ Montreal	2:28	61-58
Joni Pitkanen	Oct. 27, 2005	5-4	vs. Florida	1:13	62-58
Joni Pitkanen	Nov. 8, 2005	4-3	vs. Boston	1:55	63-58
Sidney Crosby	Nov. 16, 2005	2-3	vs. Pittsburgh	4:13	63-59
Greg de Vries	Nov. 18, 2005	5-6	vs. Atlanta	3:05	63-60
Sami Kapanen	Dec. 28, 2005	4-3	@ Atlanta	0:13	64-60
Sami Kapanen	Dec. 29, 2005	4-3	@ Carolina	1:27	65-60
Simon Gagne	Jan. 5, 2006	4-3	@ NY Rangers	0:07	66-60
Alex Tanguay	Jan. 14, 2006	3-4	vs. Colorado	4:14	66-61
Joni Pitkanen	Jan. 30, 2006	3-2	@ NY Rangers	1:28	67-61
Jaromir Jagr	Feb. 4, 2006	3-4	vs. NY Rangers	1:24	67-62
Daniel Briere	Nov. 11, 2006	4-5	@ Buffalo	0:21	67-63
Wade Redden	Nov. 22, 2006	2-3	vs. Ottawa	4:39	67-64
Brad Lukowich	Feb. 1, 2007	5-6	vs. New Jersey	4:10	67-65
Simon Gagne	Feb. 10, 2007	4-3	vs. St. Louis	0:27	68-65
Glen Wesley	Feb. 22, 2007	2-3	@ Carolina	0:16	68-66
Trent Hunter	Feb. 27, 2007	5-6	@ NY Islanders	4:29	68-67
Scottie Upshall	Mar. 1, 2007	4-3	@ Boston	4:50	69-67
Simon Gagne	Mar. 6, 2007	5-4	vs. New Jersey	1:47	70-67
Bryan McCabe	Apr. 3, 2007	2-3	@ Toronto	2:18	70-68
Simon Gagne	Oct. 20, 2007	3-2	vs. Carolina	0:48	71-68
Nicklas Backstrom	Nov. 23, 2007	3-4	vs. Washington	1:55	71-69
Aaron Ward	Jan. 12, 2008	3-4	vs. Boston	0:43	71-70
Scott Hartnell	Jan. 29, 2008	3-2	vs. Los Angeles	4:31	72-70
Olli Jokinen	Feb. 23, 2008	1-2	vs. Florida	3:44	72-71
Pavel Kubina	Mar. 11, 2008	3-4	@ Toronto	4:04	72-72
Aaron Ward	Mar. 15, 2008	2-3	@ Boston	2:17	72-73
Michael Richards	Mar. 25, 2008	2-1	@ NY Rangers	2:16	73-73
Pascal Dupuis	Oct. 14, 2008	2-3	@ Pittsburgh	4:49	73-74
Dan Boyle	Oct. 18, 2008	4-5	@ San Jose	1:25	73-75
Jeff Carter	Oct. 25, 2008	3-2	vs. New Jersey	3:44	74-75
Jeff Carter	Oct. 30, 2008	3-2	vs. NY Islanders	4:37	75-75
Michael Richards	Nov. 22, 2008	4-3	vs. Phoenix	1:35	76-75
Sergei Samsonov	Nov. 28, 2008	2-3	vs. Carolina	3:53	76-76
Michael Richards	Dec. 2, 2008	4-3	vs. Tampa Bay	2:05	77-76
Patrik Elias	Dec. 4, 2008	2-3	vs. New Jersey	2:46	77-77
Jeff Carter	Dec. 6, 2008	2-1	@ Carolina	3:34	78-77
Randy Jones	Feb. 7, 2009	4-3	@ Boston	3:00	79-77
Mathieu Schneider	Feb. 27, 2009	3-4	vs. Montreal	3:21	79-78
Danny Briere	Oct. 6, 2009	6-5	vs. Washington	3:52	80-78
Marco Sturm	Jan. 1, 2010	1-2	@ Boston	1:57	80-79
Simon Gagne	Feb. 10, 2010	3-2	@ New Jersey	3:27	81-79
Tim Connolly	Mar. 5, 2010	2-3	@ Buffalo	2:31	81-80
Kyle Brodziak	Mar. 25, 2010	3-4	vs. Minnesota	2:33	81-81

ALL-TIME OVERTIME

GOAL SCORER	DATE	SCORE	OPPONENT	TIME	RECORD
Carlo Colaiacovo	Oct. 9, 2010	1-2	@ St. Louis	1:47	81-82
Mike Green	Nov. 7, 2010	2-3	@ Washington	0:29	81-83
Michael Richards	Dec. 11, 2010	2-1	@ Boston	4:57	82-83
Andrej Meszaros	Jan. 18, 2011	3-2	vs. Washington	1:07	83-83
Shane Doan	Feb. 22, 2011	2-3	vs. Phoenix	2:41	83-84
Andrej Meszaros	Feb. 24, 2011	4-3	vs. N.Y. Islanders	4:42	84-84
Ron Hainsey	Mar. 12, 2011	4-5	vs. Atlanta	1:17	84-85
Thomas Vanek	Apr. 8, 2011	3-4	@ Buffalo	1:16	84-86
Jack Johnson	Oct. 15, 2011	2-3	vs. Los Angeles	1:39	84-87
Brett Connolly	Nov. 9, 2011	1-2	@ Tampa Bay	2:30	84-88
Danny Briere	Nov. 23, 2011	4-3	@ NY Islanders	2:34	85-88
Claude Giroux	Dec. 2, 2011	4-3	@ Anaheim	3:29	86-88
Claude Giroux	Dec. 7, 2011	5-4	@ Buffalo	2:37	87-88
Danny Briere	Jan. 7, 2012	3-2	vs. Ottawa	4:54	88-88
Jaromir Jagr	Feb. 21, 2012	5-4	@ Winnipeg	4:16	89-88
Scott Hartnell	Mar. 18, 2012	3-2	vs. Pittsburgh	4:59*	90-88
Danny Briere	Feb. 9, 2013	4-3	vs. Carolina	1:47	91-88
Tyler Kennedy	Mar. 24, 2013	1-2	@ Pittsburgh	2:33	91-89
Ruslan Fedotenko	Mar. 31, 2013	5-4	vs. Washington	1:34	92-89
Manny Malhotra	Nov. 5, 2013	2-1	@ Carolina	2:40	92-90
Brayden Schenn	Jan. 7, 2014	3-2	@ New Jersey	1:50	93-90
Vincent Lecavalier	March 2, 2014	5-4	@ Washington	2:45	94-90
Joffrey Lupul	March 8, 2014	4-3	@ Toronto	2:21	94-91
Claude Giroux	March 18, 2014	3-2	vs. Chicago	4:55	95-91
Mark Streit	April 12, 2014	4-3	@ Pittsburgh	2:10	96-91
Claude Giroux	Oct. 18, 2014	6-5	@ Dallas	2:49	97-91
Brayden Schenn	Oct. 28, 2014	3-2	vs. Los Angeles	2:36	98-91
Kevin Connauton	Dec. 9, 2014	2-3	@ Columbus	1:58	98-92
Jakub Voracek	Dec. 21, 2014	4-3	@ Winnipeg	0:10	99-92
Ryan O'Reilly	Dec. 31, 2014	3-4	@ Colorado	4:40	99-93
Jakub Voracek	Jan. 8, 2015	3-2	vs. Washington	1:28	100-93
Claude Giroux	Jan. 20, 2015	3-2	vs. Pittsburgh	3:57	101-93
David Desharnais	Feb. 10, 2015	1-2	@ Montreal	3:27	101-94
Artem Anisimov	Feb. 13, 2015	3-4	@ Columbus	2:17	101-95
Jiri Hudler	Mar. 3, 2015	2-3	vs. Calgary	1:23	101-96
Brad Marchand	Mar. 7, 2015	2-3	@ Boston	3:52	101-97
Ryan Nugent-Hopkins	Mar. 21, 2015	4-5	@ Edmonton	2:46	101-98
Jason Garrison	Oct. 8, 2015	2-3	@ Tampa Bay	2:17	101-99
Claude Giroux	Oct. 21, 2015	5-4	@ Boston	2:09	102-99
Zemgus Girgensons	Oct. 27, 2015	3-4	vs. Buffalo	2:29	102-100
Mikael Backlund	Nov. 5, 2015	1-2	@ Calgary	0:35	102-101
Jakub Voracek	Nov. 14, 2015	3-2	@ Carolina	0:37	103-101
Melker Karlsson	Nov. 19, 2015	0-1	vs. San Jose	3:45	103-102
Shayne Gostisbehere	Nov. 23, 2015	3-2	vs. Carolina	0:24	104-102
Shayne Gostisbehere	Nov. 27, 2015	3-2	vs. Nashville	4:08	105-102
Matt Read	Dec. 4, 2015	4-3	@ New Jersey	3:24	106-102
Shayne Gostisbehere	Dec. 15, 2015	4-3	vs. Carolina	1:42	107-102
Michael Del Zotto	Jan. 7, 2016	4-3	@ Minnesota	4:23	108-102
Jakub Voracek	Jan. 27, 2016	4-3	@ Washington	0:38	109-102
Adam Henrique	Feb. 13, 2016	1-2	vs. New Jersey	2:58	109-103
Shayne Gostisbehere	Feb. 20, 2016	5-4	@ Toronto	0:29	110-103
Claude Giroux	Mar. 28, 2016	3-2	vs. Winnipeg	4:46	111-103
Jake Gardiner	Apr. 7, 2016	3-4	vs. Toronto	2:51	111-104
Oliver Ekman-Larsson	Oct. 15, 2016	3-4	@ Arizona	3:12	111-105
Jakub Voracek	Nov. 2, 2016	4-3	vs. Detroit	1:41	112-105
Claude Giroux	Dec. 1, 2016	3-2	@ Ottawa	0:40	113-105
Jakub Voracek	Dec. 6, 2016	3-2	vs. Florida	4:51	114-105
Brayden Schenn	Dec. 11, 2016	1-0	@ Detroit	2:44	115-105
Nick Foligno	Jan. 8, 2017	1-2	@ Columbus	2:33	115-106
Claude Giroux	Jan. 22, 2017	3-2	@ NY Islanders	3:20	116-106
Jeff Carter	Feb. 4, 2017	0-1	vs. Los Angeles	2:35	116-107
Wayne Simmonds	Feb. 11, 2017	2-1	vs. San Jose	1:04	117-107
Nicklas Backstrom	Mar. 4, 2017	1-2	@ Washington	3:25	117-108
Brayden Schenn	Mar. 19, 2017	4-3	vs. Carolina	0:38	118-108
John Moore	Apr. 4, 2017	0-1	@ New Jersey	0:59	118-109
Wayne Simmonds	Oct. 7, 2017	3-2	@ Anaheim	0:44	119-109
Alex Goligoski	Oct. 30, 2017	3-4	vs. Arizona	4:45	119-110
Michael Frolik	Nov. 18, 2017	4-5	vs. Calgary	1:18	119-111
Josh Bailey	Nov. 22, 2017	3-4	@ NY Islanders	0:32	119-112
Nick Leddy	Nov. 24, 2017	4-5	vs. NY Islanders	2:44	119-113
Sidney Crosby	Nov. 27, 2017	4-5	@ Pittsburgh	1:48	119-114
Shayne Gostisbehere	Dec. 16, 2017	2-1	vs. Dallas	3:50	120-114
Sean Couturier	Jan. 18, 2018	3-2	vs. Toronto	0:18	121-114
Travis Konecny	Jan. 21, 2018	2-1	@ Washington	0:27	122-114
Travis Konecny	Jan. 23, 2018	3-2	@ Detroit	0:27	123-114
Jordan Weal	Feb. 6, 2018	2-1	@ Carolina	4:56	124-114
Sean Couturier	Feb. 16, 2018	2-1	@ Columbus	1:52	125-114
Jakub Voracek	Feb. 20, 2018	3-2	vs. Montreal	1:26	126-114
Bryan Rust	Mar. 25, 2018	4-5	@ Pittsburgh	2:25	126-115
Alexander Radulov	Mar. 27, 2018	2-3	@ Dallas	0:40	126-116
Claude Giroux	Apr. 1, 2018	4-3	vs. Boston	3:39	127-116



ALL-TIME OVERTIME

GOAL SCORER	DATE	SCORE	OPPONENT	TIME	RECORD
Timo Meier	Nov. 3, 2018	3-4	@ San Jose	0:13	127-117
Shayne Gostisbehere	Nov. 8, 2018	5-4	vs. Arizona	1:01	128-117
Anthony Cirelli	Nov. 17, 2018	5-6	vs. Tampa Bay	1:47	128-118
Seth Jones	Dec. 6, 2018	3-4	@ Columbus	0:10	128-119
Johnny Gaudreau	Dec. 12, 2018	5-6	@ Calgary	0:35	128-120
Alex Killorn	Dec. 27, 2018	5-6	@ Tampa Bay	0:18	128-121
TJ Brodie	Jan. 5, 2019	2-3	vs. Calgary	1:59	128-122
Travis Sanheim	Jan. 31, 2019	3-2	@ Boston	2:56	129-122
Nolan Patrick	Feb. 2, 2019	5-4	vs. Edmonton	2:01	130-122
Travis Konecny	Feb. 16, 2019	6-5	vs. Detroit	1:27	131-122
Claude Giroux	Feb. 23, 2019	4-3	vs. Pittsburgh	1:59	132-122
Seth Jones	Feb. 28, 2019	3-4	@ Columbus	4:27	132-123
Sean Couturier	Mar. 17, 2019	2-1	@ Pittsburgh	4:56	133-123
Sean Couturier	Nov. 7, 2019	3-2	vs. Montreal	0:55	134-123
Ivan Provorov	Nov. 30, 2019	4-3	@ Montreal	0:31	135-123
Kevin Hayes	Dec. 29, 2019	2-1	@ Anaheim	3:53	136-123
Dougie Hamilton	Jan. 7, 2020	5-4	@ Carolina	1:56	136-124
Jakub Voracek	Jan. 15, 2020	4-3	@ St. Louis	3:33	137-124
Sidney Crosby	Jan. 31, 2020	4-3	@ Pittsburgh	0:55	137-125
Kevin Hayes	Feb. 20, 2020	4-3	@ Columbus	3:51	138-125
Scott Laughton	Jan. 30, 2021	3-2	vs. NY Islanders	3:16	139-125
Kevin Hayes	Jan. 31, 2021	4-3	vs. NY Islanders	4:22	140-125
Patrice Bergeron	Feb. 3, 2021	4-3	vs. Boston	0:31	140-126
Jakub Voracek	Mar. 15, 2021	5-4	@ NY Rangers	3:47	141-126
Anthony Beauvillier	Mar. 22, 2021	2-1	vs. NY Islanders	3:41	141-127
Ivan Provorov	Mar. 29, 2021	4-3	@ Buffalo	0:42	142-127
Travis Sanheim	Apr. 5, 2021	3-2	@ Boston	3:08	143-127
Nick Leddy	Apr. 18, 2021	1-0	vs. NY Islanders	2:23	143-128
Conor Sheary	May 8, 2021	2-1	@ Washington	4:00	143-129
Kris Letang	Nov. 4, 2021	3-2	@ Pittsburgh	1:54	143-130
Cam Atkinson	Nov. 16, 2021	2-1	vs. Calgary	0:45	144-130
Aaron Ekblad	Nov. 24, 2021	2-1	@ Florida	2:39	144-131
Travis Sanheim	Dec. 18, 2021	4-3	vs. Ottawa	1:35	145-131
Ivan Provorov	Dec. 29, 2021	3-2	@ Seattle	2:14	146-131
Tomas Hertl	Dec. 30, 2021	3-2	@ San Jose	4:29	146-132
Tomas Hertl	Jan. 6, 2022	3-2	vs. San Jose	0:24	146-133
Scott Laughton	Jan. 29, 2022	4-3	vs. Los Angeles	2:22	147-133
Kris Letang	Feb. 15, 2022	5-4	@ Pittsburgh	0:31	147-134
Brett Pesce	Feb. 21, 2022	4-3	vs. Carolina	4:42	147-135
Cole Caufield	Mar. 13, 2022	4-3	vs. Montreal	2:10	147-136
Brent Burns	Oct. 29, 2022	4-3	vs. Carolina	4:06	147-137
Chris Kreider	Nov. 1, 2022	1-0	@ NY Rangers	4:07	147-138
Vladislav Gavrikov	Nov. 15, 2022	5-4	@ Columbus	3:14	147-139
Alex Ovechkin	Nov. 23, 2022	3-2	@ Washington	1:04	147-140
Jonathan Marchessault	Dec. 9, 2022	2-1	@ Vegas	3:21	147-141
Clayton Keller	Dec. 11, 2022	5-4	@ Arizona	4:37	147-142
Tony DeAngelo	Dec. 29, 2022	4-3	@ San Jose	1:10	148-142
Kevin Fiala	Jan. 24, 2023	4-3	vs. Los Angeles	1:09	148-143
Mats Zuccarello	Jan. 26, 2023	3-2	@ Minnesota	2:08	148-144
Matt Duchene	Feb. 11, 2023	2-1	vs. Nashville	0:34	148-145
Vladimir Tarasenko	Mar. 1, 2023	3-2	vs. NY Rangers	2:32	148-146
Sebastian Aho	Mar. 18, 2023	5-4	vs. Carolina	0:28	148-147
Alex DeBrincat	Mar. 30, 2023	5-4	@ Ottawa	1:36	148-148
Owen Tippett	Apr. 11, 2023	4-3	vs. Columbus	4:44	149-148
Ivan Provorov	Apr. 13, 2023	5-4	@ Chicago	3:09	150-148

*Goal scored with 0:00.9 remaining; is the franchise record for latest overtime goal.

- For Flyers playoff overtime decisions, see Flyers Playoff Section

ALL-TIME INDIVIDUAL SHOOTOUT

FLYERS ALL-TIME SHOOTOUT SCORING

PLAYER	GOALS	SHOTS	SHOOTING%	GDG	GDG DATE
Jason Akeson	0	1	0.0%		
Cam Atkinson	0	1	0.0%		
Danny Briere	12	33	36.4%	4	2/25/08, 3/29/08, 12/26/09, 11/20/10
Kyle Calder	0	1	0.0%		
Jeff Carter	3	19	15.8%		
Nick Cousins	3	11	27.3%	1	3/30/16
Sean Couturier	11	39	28.2%	7	2/26/18, 3/27/19, 11/1/19, 11/9/19, 12/21/19, 3/9/21, 4/15/21
Joel Farabee	1	6	16.7%	1	11/10/2019
Tyson Foerster	0	1	0.0%		
Peter Forsberg	4	12	33.3%	1	10/26/06
Morgan Frost	1	5	20.0%		
Simon Gagne	5	19	26.3%	3	3/8/06, 12/11/08, 1/16/09
Sam Gagner	2	6	33.3%		
Claude Giroux	30	102	29.4%	9	10/22/09, 4/11/10, 1/24/12, 3/10/12, 3/15/13, 10/24/15, 10/25/16, 11/3/16, 1/12/17
Shayne Gostisbehere	1	6	16.7%	1	11/29/2016
Michal Handzus	2	4	50.0%	1	12/26/05
Scott Hartnell	0	1	0.0%		
Kevin Hayes	2	7	28.6%	2	4/25/21, 4/3/22
Jaromir Jagr	0	1	0.0%		
Sami Kapanen	0	1	0.0%		
Mike Knuble	0	3	0.0%		
Travis Konecny	2	16	12.5%	1	1/13/2020
Scott Laughton	0	4	0.0%		
Vincent Lecavalier	2	12	16.7%	2	11/30/13, 12/30/13
Ville Leino	2	4	50.0%	1	3/19/11
Oskar Lindblom	0	1	0.0%		
Joffrey Lupul	1	3	33.3%		
Roman Lyubimov	0	1	0.0%		
Gerry Mayhew	0	1	0.0%		
Evgeny Medvedev	0	1	0.0%		
Freddy Meyer	0	1	0.0%		
Petr Nedved	1	5	20.0%	1	3/6/06
Nolan Patrick	3	11	27.3%	2	2/10/18, 12/23/18
Joni Pitkanen	0	1	0.0%		
Ivan Provorov	0	3	0.0%		
Mika Pyorala	1	1	100.0%	1	11/7/09
Michael Raffl	1	5	20.0%	1	12/28/13
Matt Read	6	22	27.3%	1	2/25/12
Michael Richards	11	37	29.7%	4	12/6/05, 3/21/08, 1/2/09, 3/28/09
Randy Robitaille	0	1	0.0%		
Stefan Ruzicka	0	1	0.0%		
Geoff Sanderson	0	1	0.0%		
Brayden Schenn	1	12	8.3%		
Jon Sim	0	1	0.0%		
Wayne Simmonds	7	24	29.2%	4	3/22/12, 1/5/15, 1/27/15, 12/21/16
Kimmo Timonen	2	8	25.0%	1	2/15/11
Owen Tippett	0	2	0.0%		
R.J. Umberger	0	1	0.0%		
Scottie Upshall	0	2	0.0%		
James van Riemsdyk	3	10	30.0%	2	2/9/23, 3/23/23
Kris Versteeg	0	2	0.0%		
Jakub Voracek	15	48	31.3%	3	2/21/15, 1/17/16, 3/2/17
Jordan Weal	5	11	45.5%	2	3/28/17, 10/16/18
Nikolay Zherdev	1	2	50.0%		
TEAM TOTALS	141	534	26.4%	56	

GOALTENDER	GAMES	WON	LOST	GA	SA	SAVE %
Steve Mason	34	12	22	44	129	0.659
Carter Hart	19	7	12	19	63	0.698
Antero Niittymaki	17	6	11	22	66	0.667
Martin Biron	14	4	10	20	40	0.500
Ilya Bryzgalov	11	4	7	18	34	0.471
Michal Neuvirth	10	5	5	8	34	0.765
Ray Emery	9	2	7	13	30	0.567
Brian Elliott	8	4	4	11	31	0.645
Brian Boucher	8	3	5	12	27	0.556
Sergei Bobrovsky	8	2	6	13	25	0.480
Robert Esche	4	1	3	6	10	0.400
Michael Leighton	2	2	0	0	4	1.000
Anthony Stolarz	2	0	2	5	9	0.444
Martin Jones	1	1	0	0	3	1.000
Rob Zepp	1	1	0	0	2	1.000
Cal Heeter	1	0	1	1	2	0.500
Alex Lyon	1	0	1	1	3	0.667
Calvin Pickard	1	1	0	1	3	0.667
TEAM TOTALS	151	55	96	194	515	0.623

Active Players In Bold

* On 2/10/18, Brian Elliott was injured in the second shootout round vs. ARI and was replaced by Michael Neuvirth. Elliott was credited for a shootout appearance but did not record a decision; it is reflected in Elliott's totals but not in the team totals. Neuvirth made five consecutive saves and became the first NHL goaltender to win when entering a shootout in relief.



ALL-TIME SHOOTOUT

ALL-TIME TOTALS

	TOTAL GP	W	L	GOALS	SHOTS	SHOOTING %	GA	SHOTS AGAINST	SAVE PCT.
Home	82	29	53	79	302	26.2%	109	288	0.622
Road	71	27	44	63	234	26.9%	89	244	0.635
Overall	153	56	97	142	536	26.5%	198	532	0.628

2022-23

	TOTAL GP	W	L	GOALS	SHOTS	SHOOTING %	GA	SHOTS AGAINST	SAVE PCT.
Home	2	2	0	3	6	50.0%	1	6	0.833
Road	1	0	1	0	3	0.0%	1	3	0.667
Overall	3	2	1	3	9	33.3%	2	9	0.778

2021-22

	TOTAL GP	W	L	GOALS	SHOTS	SHOOTING %	GA	SHOTS AGAINST	SAVE PCT.
Home	3	0	3	0	13	0.0%	5	13	0.615
Road	2	1	1	1	6	16.7%	1	5	0.800
Overall	5	1	4	1	19	5.3%	6	18	0.667

2020-21 (56-game season)

	TOTAL GP	W	L	GOALS	SHOTS	SHOOTING %	GA	SHOTS AGAINST	SAVE PCT.
Home	3	2	1	6	11	54.5%	4	10	0.600
Road	4	1	3	2	14	14.3%	4	15	0.733
Overall	7	3	4	8	25	32.0%	8	25	0.680

2019-20 (69-game season)

	TOTAL GP	W	L	GOALS	SHOTS	SHOOTING %	GA	SHOTS AGAINST	SAVE PCT.
Home	5	1	4	3	24	12.5%	7	22	0.682
Road	5	4	1	6	14	42.9%	3	15	0.800
Overall	10	5	5	9	38	23.7%	10	37	0.730

2018-19

	TOTAL GP	W	L	GOALS	SHOTS	SHOOTING %	GA	SHOTS AGAINST	SAVE PCT.
Home	3	2	1	5	14	35.7%	4	14	0.714
Road	1	1	0	1	4	25.0%	0	4	1.000
Overall	4	3	1	6	18	33.3%	4	18	0.778

2017-18

	TOTAL GP	W	L	GOALS	SHOTS	SHOOTING %	GA	SHOTS AGAINST	SAVE PCT.
Home	3	0	3	1	12	8.3%	4	11	0.636
Road	6	2	4	6	25	24.0%	9	26	0.654
Overall	9	2	7	7	37	18.9%	13	37	0.649

2016-17

	TOTAL GP	W	L	GOALS	SHOTS	SHOOTING %	GA	SHOTS AGAINST	SAVE PCT.
Home	10	6	4	11	39	28.2%	8	37	0.784
Road	2	1	1	2	7	28.6%	2	8	0.750
Overall	12	7	5	13	46	28.3%	10	45	0.778

2015-16

	TOTAL GP	W	L	GOALS	SHOTS	SHOOTING %	GA	SHOTS AGAINST	SAVE PCT.
Home	6	2	4	4	16	25.0%	6	13	0.538
Road	5	1	4	4	21	19.0%	8	21	0.619
Overall	11	3	8	8	37	21.6%	14	34	0.588

2014-15

	TOTAL GP	W	L	GOALS	SHOTS	SHOOTING %	GA	SHOTS AGAINST	SAVE PCT.
Home	9	3	6	10	40	25.0%	12	40	0.700
Road	5	0	5	2	13	15.4%	9	13	0.308
Overall	14	3	11	12	53	22.6%	21	53	0.604

2013-14

	TOTAL GP	W	L	GOALS	SHOTS	SHOOTING %	GA	SHOTS AGAINST	SAVE PCT.
Home	3	0	3	3	15	20.0%	6	14	0.571
Road	8	3	5	8	24	33.3%	11	27	0.593
Overall	11	3	8	11	39	28.2%	17	41	0.585

2012-13 (48-game season)

	TOTAL GP	W	L	GOALS	SHOTS	SHOOTING %	GA	SHOTS AGAINST	SAVE PCT.
Home	3	1	2	3	9	33.3%	5	9	0.444
Road	0	0	0	0	0	-	0	0	-
Overall	3	1	2	3	9	33.3%	5	9	0.444

2011-12

	TOTAL GP	W	L	GOALS	SHOTS	SHOOTING %	GA	SHOTS AGAINST	SAVE PCT.
Home	6	1	5	5	18	27.8%	10	16	0.375
Road	5	3	2	8	16	50.0%	7	17	0.588
Overall	11	4	7	13	34	38.2%	17	33	0.485

2010-11

	TOTAL GP	W	L	GOALS	SHOTS	SHOOTING %	GA	SHOTS AGAINST	SAVE PCT.
Home	5	0	5	4	14	28.6%	11	14	0.214
Road	5	3	2	6	21	28.6%	6	23	0.739
Overall	10	3	7	10	35	28.6%	17	37	0.541

ALL-TIME SHOOTOUT

PHILADELPHIA
FLYERS

2009-10

	TOTAL GP	W	L	GOALS	SHOTS	SHOOTING %	GA	SHOTS AGAINST	SAVE PCT.
Home	5	3	2	5	15	33.3%	5	14	0.643
Road	2	1	1	2	5	40.0%	1	4	0.750
Overall	7	4	3	7	20	35.0%	6	18	0.667

2008-09

	TOTAL GP	W	L	GOALS	SHOTS	SHOOTING %	GA	SHOTS AGAINST	SAVE PCT.
Home	2	1	1	2	4	50.0%	2	4	0.500
Road	8	3	5	6	27	22.2%	9	31	0.710
Overall	10	4	6	8	31	25.8%	11	35	0.686

2007-08

	TOTAL GP	W	L	GOALS	SHOTS	SHOOTING %	GA	SHOTS AGAINST	SAVE PCT.
Home	4	1	3	4	11	36.4%	5	9	0.444
Road	5	2	3	6	14	42.9%	8	14	0.429
Overall	9	3	6	10	25	40.0%	13	23	0.435

2006-07

	TOTAL GP	W	L	GOALS	SHOTS	SHOOTING %	GA	SHOTS AGAINST	SAVE PCT.
Home	5	1	4	2	23	8.7%	7	23	0.696
Road	2	0	2	0	5	0.0%	3	5	0.400
Overall	7	1	6	2	28	7.1%	10	28	0.643

2005-06

	TOTAL GP	W	L	GOALS	SHOTS	SHOOTING %	GA	SHOTS AGAINST	SAVE PCT.
Home	5	3	2	8	18	44.4%	7	19	0.632
Road	5	1	4	3	15	20.0%	7	13	0.462
Overall	10	4	6	11	33	33.3%	14	32	0.563

ALL-TIME SHOOTOUT RESULTS VS. NHL TEAMS [SINCE 2005]

ANAHEIM (1-4)

YEAR	DATE	H/R	RESULT	FINAL	SO	FLY	OPP	DECIDING GOAL	GOALTENDERS
2008-09	Jan. 2	@ ANA	W	5-4	1-0	1/2	0/3	Michael Richards	Biron/Giguere
2009-10	Oct. 10	vs. ANA	L	2-3	0-1	0/3	1/2	Teemu Selanne	Hiller/Emery
2014-15	Oct. 14	vs. ANA	L	3-4	1-2	1/4	2/4	William Karlsson	Andersen/Mason
2014-15	Dec. 3	@ ANA	L	4-5	1-2	1/3	2/2	Corey Perry	Andersen/Mason
2016-17	Jan. 1	@ ANA	L	3-4	1-2	1/5	2/5	Corey Perry	Gibson/Mason

ARIZONA (2-0)

YEAR	DATE	H/R	RESULT	FINAL	SO	FLY	OPP	DECIDING GOAL	GOALTENDERS
2014-15	Jan. 27	vs. ARI	W	4-3	1-0	1/3	0/3	Wayne Simmonds	Mason/Smith
2017-18	Feb. 10	@ ARI	W	4-3	2-1	2/6	1/5	Nolan Patrick	Neuvirth/Raanta

BOSTON (4-4)

YEAR	DATE	H/R	RESULT	FINAL	SO	FLY	OPP	DECIDING GOAL	GOALTENDERS
2009-10	Oct. 22	vs. BOS	W	4-3	1-0	1/3	0/3	Claude Giroux	Emery/Rask
2011-12	Jan. 22	vs. BOS	L	5-6	1-2	1/3	2/2	Tyler Seguin	Thomas/Bryzgalov
2011-12	Mar. 17	@ BOS	L	2-3	2-3	2/3	3/3	Patrice Bergeron	Thomas/Bryzgalov
2013-14	Mar. 30	vs. BOS	L	3-4	1-2	1/5	2/5	Reilly Smith	Rask/Mason
2016-17	Nov. 29	vs. BOS	W	3-2	1-1	2/9	1/9	Shayne Gostisbehere	Mason/Rask
2019-20	Nov. 10	@ BOS	W	3-2	1-0	1/2	0/3	Joel Farabee	Hart/Halak
2019-20	Jan. 13	vs. BOS	W	6-5	1-0	1/4	0/4	Travis Konecny	Hart/Halak
2020-21	Jan. 21	@ BOS	L	4-5	0-1	0/3	1/3	Jake DeBrusk	Rask/Hart

BUFFALO (3-3)

YEAR	DATE	H/R	RESULT	FINAL	SO	FLY	OPP	DECIDING GOAL	GOALTENDERS
2005-06	Dec. 6	vs. BUF	L	1-2	1-2	1/4	2/4	Maxim Afinogenov	Miller/Niittymaki
2007-08	Dec. 22	vs. BUF	L	5-6	0-1	0/3	1/2	Ales Kotalik	Miller/Biron
2007-08	Feb. 25	@ BUF	W	4-3	2-1	2/3	1/3	Danny Briere	Biron/Miller
2014-15	Feb. 19	vs. BUF	L	2-3	1-2	1/4	2/4	Brian Flynn	Neuvirth/Emery
2016-17	Oct. 25	vs. BUF	W	4-3	2-0	2/3	0/2	Claude Giroux	Mason/Nilsson
2020-21	Mar. 9	vs. BUF	W	5-4	2-0	2/2	0/2	Sean Couturier	Elliott/Johansson

CALGARY (2-2)

YEAR	DATE	H/R	RESULT	FINAL	SO	FLY	OPP	DECIDING GOAL	GOALTENDERS
2005-06	Dec. 6	vs. CGY	W	1-0	1-0	1/2	0/3	Michael Richards	Niittymaki/Kiprusoff
2010-11	Nov. 26	vs. CGY	L	2-3	1-2	1/3	2/3	Rene Bourque	Kiprusoff/Bobrovsky
2011-12	Feb. 25	@ CGY	W	5-4	2-1	2/5	1/5	Matt Read	Bryzgalov/Kiprusoff
2019-20	Nov. 23	vs. CGY	L	2-3	0-1	0/3	1/2	Matthew Tkachuk	Rittich/Hart



ALL-TIME SHOOTOUT VS. NHL

CAROLINA (3-5)

YEAR	DATE	H/R	RESULT	FINAL	SO	FLY	OPP	DECIDING GOAL	GOALTENDERS
2005-06	Jan. 17	vs. CAR	L	3-4	2-3	2/4	3/4	Rod Brind'Amour	Gerber/Niittymaki
2005-06	Mar. 8	vs. CAR	W	3-2	2-1	2/4	1/4	Simon Gagne	Nittymaki/Gerber
2007-08	Dec. 15	vs. CAR	L	5-6	2-3	2/3	3/3	Rod Brind'Amour	Grahame/Biron
2008-09	Dec. 11	vs. CAR	W	6-5	2-0	2/2	0/2	Simon Gagne	Leighton/Biron
2009-10	Dec. 26	@ CAR	W	4-3	2-0	2/2	0/1	Danny Briere	Leighton/Biron
2013-14	Apr. 13	vs. CAR	L	5-6	0-1	0/3	1/2	Eric Staal	Khudobin/Heeter
2014-15	Apr. 4	@ CAR	L	2-3	1-2	1/3	2/3	Chris Terry	Ward/Emery
2016-17	Apr. 9	vs. CAR	L	3-4	1-2	1/3	2/3	Brock McGinn	Lack/Stolarz

CHICAGO: Have not faced in shootout

COLORADO: (0-2)

YEAR	DATE	H/R	RESULT	FINAL	SO	FLY	OPP	DECIDING GOAL	GOALTENDERS
2011-12	Dec. 19	@ COL	L	2-3	2-3	2/3	3/3	Ryan O'Reilly	Giguere/Bryzgalov
2017-18	Nov. 4	vs. COL	L	4-5	1-2	1/3	2/3	Mikko Rantenen	Varlamov/Neuvirth

COLUMBUS: (0-3)

YEAR	DATE	H/R	RESULT	FINAL	SO	FLY	OPP	DECIDING GOAL	GOALTENDERS
2015-16	Dec. 19	@ CBJ	L	2-3	1-2	1/6	2/6	Brandon Dubinsky	Korpisalo/Mason
2015-16	Mar. 22	@ CBJ	L	2-3	0-1	0/5	1/5	Boone Jenner	Bobrovsky/Mason
2017-18	Dec. 23	@ CBJ	L	1-2	0-1	0/3	1/2	Pierre-Luc Dubois	Bobrovsky/Elliott

DALLAS (1-0)

YEAR	DATE	H/R	RESULT	FINAL	SO	FLY	OPP	DECIDING GOAL	GOALTENDERS
2010-11	Mar. 19	@ DAL	W	3-2	2-1	2/6	1/6	Ville Leino	Bobrovsky/Lehtonen

DETROIT: (1-2)

YEAR	DATE	H/R	RESULT	FINAL	SO	FLY	OPP	DECIDING GOAL	GOALTENDERS
2015-16	Jan. 17	@ DET	W	2-1	2-1	2/3	1/3	Jakub Voracek	Neuvirth/Mrazek
2016-17	Nov. 8	vs. DET	L	2-3	0-1	0/3	1/3	Andreas Athanasiou	Howard/Mason
2017-18	Mar. 20	@ DET	L	4-5	0-1	0/1	1/3	Frans Nielsen	Howard/Lyon

EDMONTON: (2-0)

YEAR	DATE	H/R	RESULT	FINAL	SO	FLY	OPP	DECIDING GOAL	GOALTENDERS
2013-14	Dec. 28	@ EDM	W	4-3	2-1	2/3	1/3	Michael Raffl	Bryzgalov/Mason
2022-23	Feb. 9	vs. EDM	W	2-1	2-1	2/3	1/3	James van Riemsdyk	Hart/Skinner

FLORIDA (5-3)

YEAR	DATE	H/R	RESULT	FINAL	SO	FLY	OPP	DECIDING GOAL	GOALTENDERS
2005-06	Dec. 26	@ FLA	W	3-2	1-0	1/4	0/4	Michal Handzus	Nittymaki/Luongo
2008-09	Jan. 16	@ FLA	W	3-2	1-0	1/2	0/3	Simon Gagne	Nittymaki/Vokoun
2011-12	Jan. 24	@ FLA	W	3-2	1-0	1/3	0/3	Claude Giroux	Bobrovsky/Clemmensen
2012-13	Feb. 7	vs. FLA	L	2-3	0-2	0/2	2/2	Peter Mueller	Theodore/Bobrovsky
2014-15	Dec. 18	vs. FLA	L	1-2	1-2	1/6	2/6	Dave Bolland	Luongo/Mason
2015-16	Mar. 12	@ FLA	L	4-5	0-2	0/2	2/2	Nick Bjugstad	Luongo/Mason
2016-17	Mar. 2	vs. FLA	W	2-1	2-1	2/3	1/3	Jakub Voracek	Mason/Reimer
2018-19	Oct. 16	vs. FLA	W	6-5	2-1	2/3	1/3	Jordan Weal	Pickard/Hutchinson

LOS ANGELES (0-3)

YEAR	DATE	H/R	RESULT	FINAL	SO	FLY	OPP	DECIDING GOAL	GOALTENDERS
2008-09	Jan. 3	@ LAK	L	1-2	0-2	0/2	2/3	Patrick O'Sullivan	Quick/Niittymaki
2015-16	Nov. 17	vs. LAK	L	2-3	0-1	0/3	1/2	Anze Kopitar	Quick/Mason
2018-19	Feb. 7	vs. LAK	L	2-3	2-3	2/6	3/6	Tyler Toffoli	Quick/Stolarz

MINNESOTA (1-0)

YEAR	DATE	H/R	RESULT	FINAL	SO	FLY	OPP	DECIDING GOAL	GOALTENDERS
2022-23	Mar. 23	vs. MIN	W	5-4	1-0	1/3	0/3	James van Riemsdyk	Hart/Fleury

MONTREAL (2-4)

YEAR	DATE	H/R	RESULT	FINAL	SO	FLY	OPP	DECIDING GOAL	GOALTENDERS
2005-06	Mar. 6	vs. MTL	W	5-4	2-1	2/4	1/4	Petr Nedved	Esche/Huet
2014-15	Oct. 11	vs. MTL	L	3-4	0-2	0/2	2/3	P.A. Parenteau	Price/Emery
2015-16	Feb. 19	@ MTL	L	2-3	1-2	1/5	2/5	Paul Byron	Condon/Neuvirth
2017-18	Feb. 26	@ MTL	W	1-0	2-1	2/5	1/5	Sean Couturier	Mrazek/Lindgren
2021-22	Dec. 16	@ MTL	L	2-3	0-1	0/3	1/2	Jonathan Drouin	Primeau/Hart
2022-23	Nov. 19	@ MTL	L	4-5	0-1	0/3	1/3	Nick Suzuki	Allen/Hart

ALL-TIME SHOOTOUT VS. NHL

NASHVILLE (2-4)

YEAR	DATE	H/R	RESULT	FINAL	SO	FLY	OPP	DECIDING GOAL	GOALTENDERS
2005-06	Dec. 3	@ NSH	L	3-4	0-2	0/2	2/2	Steve Sullivan	Vokoun/Niittymaki
2009-10	Mar. 16	@ NSH	L	3-4	0-1	0/3	1/2	Martin Erat	Rinne/Boucher
2013-14	Nov. 30	@ NSH	W	3-2	1-0	1/2	0/3	Vincent Lecavalier	Mason/Mazanec
2013-14	Jan. 16	vs. NSH	L	3-4	2-3	2/7	3/7	Roman Josi	Hutton/Mason
2014-15	Feb. 21	vs. NSH	W	3-2	2-0	2/2	0/2	Jakub Voracek	Zepf/Rinne
2016-17	Dec. 19	vs. NSH	L	1-2	0-1	0/3	1/2	Ryan Ellis	Rinne/Mason

NEW JERSEY (3-8)

YEAR	DATE	H/R	RESULT	FINAL	SO	FLY	OPP	DECIDING GOAL	GOALTENDERS
2005-06	Mar. 1	@ NJD	L	1-2	0-1	0/3	1/2	Viktor Kozlov	Brodeur/Esche
2006-07	Dec. 2	vs. NJD	L	3-4	0-2	0/2	2/2	Zach Parise	Brodeur/Niittymaki
2006-07	Jan. 20	@ NJD	L	3-4	0-1	0/3	1/2	Brian Gionta	Brodeur/Niittymaki
2007-08	Mar. 28	@ NJD	L	4-5	2-3	2/3	3/3	J. Langenbrunner	Brodeur/Biron
2008-09	Dec. 21	@ NJD	L	2-3	1-2	1/5	2/5	Travis Zajac	Clemmensen/Niittymaki
2010-11	Nov. 27	@ NJD	L	1-2	1-4	1/4	2/4	Travis Zajac	Hedberg/Boucher
2011-12	Nov. 3	vs. NJD	L	3-4	1-2	1/3	2/3	Patrick Elias	Hedberg/Bobrovsky
2012-13	Mar. 15	vs. NJD	W	2-1	2-1	2/3	1/3	Matt Read	Bryzgalov/Hedberg
2017-18	Feb. 13	vs. NJD	L	4-5	0-1	0/3	1/1	Drew Stafford	Kinkaid/Neuvirth
2019-20	Nov. 1	@ NJD	W	4-3	1-0	1/3	0/3	Sean Couturier	Hart/Blackwood
2020-21	Apr. 25	vs. NJD	W	4-3	3-2	3/6	2/6	Kevin Hayes	Elliott/Blackwood

NY ISLANDERS (3-10)

YEAR	DATE	H/R	RESULT	FINAL	SO	FLY	OPP	DECIDING GOAL	GOALTENDERS
2007-08	Mar. 29	@ NYI	W	4-3	1-0	1/3	0/3	Danny Briere	Niittymaki/Dubielewicz
2008-09	Mar. 28	@ NYI	W	4-3	2-1	2/2	1/3	Michael Richards	Biron/Danis
2011-12	Feb. 7	vs. NYI	L	0-1	0-2	0/2	2/2	Frans Nielsen	Nabokov/Bryzgalov
2012-13	Mar. 28	vs. NYI	L	3-4	1-2	1/4	2/4	Josh Bailey	Nabokov/Bryzgalov
2013-14	Jan. 20	@ NYI	L	3-4	2-3	2/4	3/4	Kyle Okposo	Niisson/Emery
2014-15	Nov. 24	@ NYI	L	0-1	0-2	0/2	2/3	Frans Nielsen	Halak/Mason
2014-15	Feb. 5	vs. NYI	L	2-3	1-2	1/7	2/7	Cal Clutterbuck	Halak/Mason
2015-16	Dec. 8	vs. NYI	L	3-4	0-1	0/3	1/2	Kyle Okposo	Halak/Neuvirth
2016-17	Nov. 3	@ NYI	W	3-2	1-0	1/2	0/3	Claude Giroux	Neuvirth/Halak
2019-20	Nov. 16	vs. NYI	L	3-4	0-2	0/2	2/2	Jordan Eberle	Greiss/Elliott
2020-21	Apr. 3	@ NYI	L	2-3	0-1	0/4	1/4	Mathew Barzal	Sorokin/Hart
2020-21	Apr. 8	@ NYI	L	2-3	0-1	0/5	1/5	Brock Nelson	Sorokin/Hart
2021-22	Jan. 18	vs. NYI	L	3-4	0-1	0/9	1/9	Oliver Wahlstrom	Varlamov/Hart

NY RANGERS (5-8)

YEAR	DATE	H/R	RESULT	FINAL	SO	FLY	OPP	DECIDING GOAL	GOALTENDERS
2005-06	Apr. 4	@ NYR	L	2-3	1-2	1/3	2/2	Petr Sykora	Weekes/Esche
2006-07	Oct. 7	vs. NYR	L	4-5	0-1	0/13	1/13	Marcel Hossa	Lundqvist/Niittymaki
2007-08	Nov. 15	vs. NYR	L	3-4	0-1	0/3	1/2	Brendan Shanahan	Lundqvist/Biron
2007-08	Mar. 2	@ NYR	L	4-5	0-2	0/2	2/2	Brendan Shanahan	Valiquette/Biron
2007-08	Mar. 21	vs. NYR	W	4-3	2-0	2/2	0/2	Michael Richards	Biron/Valiquette
2009-10	Apr. 11	vs. NYR	W	2-1	2-1	2/3	1/3	Claude Giroux	Boucher/Lundqvist
2010-11	Apr. 3	vs. NYR	L	2-3	0-2	0/2	2/2	Erik Christensen	Lundqvist/Bobrovsky
2015-16	Oct. 24	vs. NYR	W	3-2	2-1	2/3	1/3	Claude Giroux	Mason/Lundqvist
2015-16	Jan. 16	vs. NYR	L	2-3	0-1	0/3	1/2	Matt Zuccarello	Lundqvist/Mason
2015-16	Feb. 6	vs. NYR	L	2-3	0-2	0-2	2/2	Matt Zuccarello	Lundqvist/Mason
2018-19	Dec. 23	@ NYR	W	3-2	1-0	1/4	0/4	Nolan Patrick	Neuvirth/Lundqvist
2020-21	Feb. 18	vs. NYR	L	2-3	1-2	1/3	2/2	Artemi Panarin	Georgiev/Hart
2021-22	Apr. 3	@ NYR	W	4-3	1-0	1/3	0/3	Kevin Hayes	Jones/Shesterkin

OTTAWA (3-7)

YEAR	DATE	H/R	RESULT	FINAL	SO	FLY	OPP	DECIDING GOAL	GOALTENDERS
2007-08	Feb. 19	@ OTT	L	2-3	1-2	1/3	2/3	Jason Spezza	Emery/Biron
2008-09	Apr. 4	@ OTT	L	3-4	1-2	1/5	2/5	Mike Fisher	Auld/Niittymaki
2011-12	Mar. 31	vs. OTT	L	3-4	1-2	1/3	2/2	Jason Spezza	Anderson/Bobrovsky
2013-14	Dec. 9	@ OTT	L	4-5	0-1	0/3	1/3	Jason Spezza	Anderson/Mason
2014-15	Jan. 6	vs. OTT	W	2-1	2-1	2/5	1/5	Wayne Simmonds	Mason/Anderson
2014-15	Mar. 15	@ OTT	L	1-2	0-1	0/3	1/3	Bobby Ryan	Hammond/Emery
2016-17	Nov. 15	vs. OTT	L	2-3	0-1	0/5	1/5	Erik Karlsson	Anderson/Mason
2016-17	Mar. 28	vs. OTT	W	3-2	1-0	1/3	0/3	Jordan Weal	Mason/Anderson
2017-18	Feb. 3	vs. OTT	L	3-4	0-1	0/5	1/4	Mike Hoffman	Anderson/Neuvirth
2019-20	Dec. 21	@ OTT	W	5-4	1-0	1/3	0/3	Sean Couturier	Elliott/Hogberg

PITTSBURGH (1-5)

YEAR	DATE	H/R	RESULT	FINAL	SO	FLY	OPP	DECIDING GOAL	GOALTENDERS
2006-07	Feb. 8	vs. PIT	L	4-5	0-1	0/3	1/3	Sidney Crosby	Flury/Niittymaki
2006-07	Mar. 4	@ PIT	L	3-4	0-2	0/2	2/3	Erik Christensen	Flury/Biron
2008-09	Nov. 13	@ PIT	L	4-5	0-1	0/6	1/6	Alex Goligoski	Sabourin/Biron
2009-10	Dec. 17	vs. PIT	L	2-3	0-2	0/1	2/2	Kris Letang	Flury/Boucher
2010-11	Mar. 24	vs. PIT	L	1-2	1-2	1/4	2/4	Chris Kunitz	Flury/Bobrovsky
2020-21	Apr. 15	@ PIT	W	2-1	2-1	2/2	1/3	Sean Couturier	Hart/Jarry



ALL-TIME SHOOTOUT VS. NHL

SAN JOSE (0-3)

YEAR	DATE	H/R	RESULT	FINAL	SO	FLY	OPP	DECIDING GOAL	GOALTENDERS
2008-09	Oct. 22	vs. SJS	L	6-7	0-2	0/2	2/2	Joe Pavelski	Nabokov/Biron
2010-11	Dec. 8	vs. SJS	L	4-5	0-2	0/2	2/2	Logan Couture	Auld/Niittymaki
2014-15	Mar. 28	vs. SJS	L	2-3	1-2	1/5	2/5	Brett Burns	Stalock/Mason

ST. LOUIS (1-2)

YEAR	DATE	H/R	RESULT	FINAL	SO	FLY	OPP	DECIDING GOAL	GOALTENDERS
2009-10	Nov. 7	vs. STL	W	2-1	2-1	2/3	1/3	Mika Pyoral	Emery/Mason
2013-14	Apr. 1	@ STL	L	0-1	0-2	0/2	2/3	T.J. Oshie	Miller/Emery
2014-15	Mar. 12	@ STL	L	0-1	0-2	0/2	2/2	T.J. Oshie	Elliott/Mason

TAMPA BAY (1-3)

YEAR	DATE	H/R	RESULT	FINAL	SO	FLY	OPP	DECIDING GOAL	GOALTENDERS
2006-07	Jan. 30	vs. TBL	L	3-4	0-2	0/2	2/2	Vincent Lecavalier	Holmqvist/Esche
2010-11	Feb. 15	@ TBL	W	4-3	2-1	2/7	1/7	Kimmo Timonen	Boucher/Rolosen
2017-18	Mar. 3	@ TBL	L	6-7	0-2	0/2	2/3	Brayden Point	Vasilevskiy/Mrazek
2021-22	Nov. 18	vs. TBL	L	3-4	0-2	0/2	2/2	Steven Stamkos	Vasilevskiy/Hart

TORONTO (3-1)

YEAR	DATE	H/R	RESULT	FINAL	SO	FLY	OPP	DECIDING GOAL	GOALTENDERS
2011-12	Mar. 10	@ TOR	W	1-0	1-0	1/2	0/3	Claude Giroux	Bryzgalov/Gustafsson
2018-19	Mar. 27	vs. TOR	W	5-4	1-0	1/5	0/5	Sean Couturier	Hart/Andersen
2019-20	Nov. 2	vs. TOR	L	3-4	1-2	1/11	2/11	Andreas Johnsson	Andersen/Elliott
2019-20	Nov. 9	@ TOR	W	3-2	2-1	2/3	1/3	Sean Couturier	Elliott/Andersen

VANCOUVER: (2-2)

YEAR	DATE	H/R	RESULT	FINAL	SO	FLY	OPP	DECIDING GOAL	GOALTENDERS
2013-14	Dec. 30	@ VAN	W	4-3	1-0	1/2	0/3	Vincent Lecavalier	Mason/Lack
2016-17	Jan. 12	vs. VAN	W	5-4	1-0	1/3	0/3	Claude Giroux	Neuvirth/Miller
2019-20	Oct. 12	@ VAN	L	2-3	1-2	1/3	2/3	Tanner Pearson	Markstrom/Hart
2021-22	Oct. 15	vs. VAN	L	4-5	0-2	0/2	2/2	Elias Pettersson	Demko/Hart

WASHINGTON (4-5)

YEAR	DATE	H/R	RESULT	FINAL	SO	FLY	OPP	DECIDING GOAL	GOALTENDERS
2005-06	Dec. 31	@ WSH	L	3-4	1-2	1/3	2/3	Brian Willisie	Kolzig/Niittymaki
2008-09	Jan. 6	@ WSH	L	1-2	0-1	0/3	1/3	Viktor Kozlov	Theodore/Biron
2010-11	Nov. 20	@ WSH	W	5-4	1-0	1/2	0/3	Danny Briere	Boucher/Neuvirth
2010-11	Mar. 22	vs. WSH	L	4-5	2-3	2/3	3/3	Alexander Semin	Neuvirth/Boucher
2011-12	Mar. 22	vs. WSH	W	2-1	2-1	2/4	1/4	Wayne Simmonds	Bryzgalov/Holtby
2013-14	Dec. 15	@ WSH	L	4-5	1-2	1/3	2/3	Nicklas Backstrom	Grubauer/Mason
2015-16	Mar. 30	vs. WSH	W	2-1	2-0	2/2	0/2	Nick Cousins	Mason/Holtby
2016-17	Dec. 21	vs. WSH	W	3-2	2-1	2/4	1/4	Wayne Simmonds	Mason/Holtby
2019-20	Nov. 23	vs. WSH	L	1-2	1-2	1/3	2/2	Evgeny Kuznetsov	Holtby/Hart

WINNIPEG (1-4)

YEAR	DATE	H/R	RESULT	FINAL	SO	FLY	OPP	DECIDING GOAL	GOALTENDERS
2006-07	Oct. 26	vs. ATL	W	3-2	2-1	2/3	1/3	Peter Forsberg	Niittymaki/Lehtonen
2010-11	Mar. 17	@ ATL	L	3-4	0-2	0/2	2/3	Rob Schremp	Pavelec/Boucher
2011-12	Jan. 31	vs. WPG	L	1-2	0-1	0/3	1/3	Bryan Little	Pavelec/Bryzgalov
2013-14	Nov. 15	@ WPG	L	2-3	1-2	1/5	2/5	Bryan Little	Pavelec/Mason
2017-18	Nov. 16	@ WPG	L	2-3	2-3	2/4	3/4	Bryan Little	Hellebuyck/Elliott

ALL-TIME DRAFT PICKS

RD. NO.	PLAYER	POS.	RD. NO.	PLAYER	POS.	RD. NO.	PLAYER	POS.								
1967																
1	5	Serge Bernier	C	1	1	Mel Bridgman	C	1	21	Mike Stothers	D					
2	14	Al Sarault	D	3	54	Bob Ritchie	LW	2	42	Jay Fraser	LW					
1968																
1	8	Lew Morrison	RW	4	72	Rick St.Croix	G	3	63	Paul Mercier	D					
1969																
1	6	Bob Currier	C	5	90	Gary Morrison	RW	4	84	Taras Zytynsky	D					
2	17	Bobby Clarke	C	6	108	Paul Holmgren	RW	5	105	Dan Held	C					
3	28	Willy Brossart	D	7	126	Dana Decker	LW	6	126	Brian Tutt	D					
4	40	Michel Belhumeur	G	9	160	Viktor Khatulev	C	7	147	Ross Fitzpatrick	C					
5	52	Dave Schultz	LW	10	175	Duffy Smith	D	8	168	Mark Botell	D					
6	64	Don Saleski	RW	1976												
7	81	Claude Chartre	C	1	17	Mark Suzor	D	9	189	Peter Dineen	D					
1970																
2	18	Bill Clement	C	2	35	Drew Callander	C/RW	10	195	Bob O'Brien	RW					
3	32	Bob Kelly	LW	3	53	Craig Hamner	D	10	210	Andy Brickley	C					
4	46	Jacques Lapierre	D	4	71	Dave Hynek	LW	1981								
5	60	Doug Kerslake	RW	5	89	Robin Lang	D	1	16	Steve Smith	D					
6	74	Dennis Giannini	LW	6	107	Paul Klasinski	LW	2	37	Rich Costello	C					
7	87	Hank Nowak	LW	7	117	Ray Kurpis	RW	3	47	Barry Tabobondung	LW					
8	99	Gary Cunningham	D	1977												
9	109	Jean Daigle	LW	1	17	Kevin McCarthy	D	4	58	Kenny Strong	C/LW					
1971																
1	8	Larry Wright	C	2	35	Tom Gorence	RW	5	65	David Michayluk	RW					
1	9	Pierre Plante	RW	3	53	Dave Hoyda	LW	4	79	Kenny Latta	RW					
3	36	Glen Irwin	D	4	67	Yves Guillemette	G	5	100	Justin Hanley	C					
4	50	Ted Scharf	RW	4	71	Rene Hamelin	LW	6	121	Andre Villeneuve	D					
5	64	Don McCulloch	D	5	89	Danny Clark	D	7	137	Vladimir Svitek	RW					
6	78	Yvon Blodeau	D	6	107	Alain Chaput	LW	7	142	Gil Hudon	G					
7	92	Bob Gerrard	RW	7	123	Richard Dalpe	C	8	163	Steve Taylor	LW					
8	106	Jerome Mrazek	G	8	135	Pete Peeters	G	9	184	Len Hachborn	C					
1972																
1	7	Bill Barber	LW	8	136	Clint Eccles	C	10	205	Steve Tsujura	C					
2	23	Tom Bladon	D	8	139	Mike Greeder	RW	1982								
3	39	Jimmy Watson	D	9	150	Tom Bauer	LW	1	4	Ron Sutter	C					
4	55	Al MacAdam	LW	9	151	Mike Bauman	LW	3	46	Miroslav Dvorak	D					
5	71	Darryl Fedorak	G	9	153	Bruce Crowder	LW	3	47	Bill Campbell	D					
6	87	Dave Hastings	G	10	158	Bob Nicholson	D	4	77	Mikael Hjalm	L/RW					
7	103	Serge Beaudoin	D	10	159	Dave Sherwood	C	5	98	Todd Bergen	C					
8	119	Pat Russell	RW	10	161	Steve Jones	G	6	119	Ron Hextall	G					
9	135	Ray Boutin	G	11	165	Jim Trainor	D	7	140	Dave Brown	RW					
1973																
2	20	Larry Goodenough	D	11	166	Barry Duench	LW	8	161	Alain Lavigne	RW					
2	26	Brent Leavins	LW	11	168	Rod McNair	D	9	182	Magnus Roupe	LW					
3	40	Bob Stumpf	RW	12	172	Mike Laycock	G	10	203	Tom Allen	G					
3	42	Mike Clarke	C	1978												
4	58	Dale Cook	LW	1	6	Behn Wilson	D	11	224	Rick Gal	LW					
5	74	Michel Latreille	D	1	7	Ken Linseman	C	12	245	Mark Vichorek	D					
6	90	Doug Ferguson	D	1	14	Danny Lucas	RW	1983								
7	106	Tom Young	D	2	32	Mike Simurda	RW	2	41	Peter Zedel	C					
8	122	Norm Barnes	D	3	36	Gordie Salt	RW	3	44	Derrick Smith	LW					
9	137	Dan O'Donohue	D	3	49	Glen Cochrane	D	4	83	Allen Bourbeau	C					
10	153	Brian Dick	RW	4	66	Russ Wilderman	C	5	104	Jerome Carrier	D					
1974																
2	35	Don McLean	D	5	83	Brad Tamblyn	D	6	125	Rick Tocchet	RW					
3	53	Bob Sirois	LW	6	100	Mark Taylor	LW	7	147	Bobby Mormina	RW					
4	71	Randy Andreachuk	C	7	117	Mike Ewanouski	RW	8	161	Pelle Eklund	C					
5	89	Dennis Sobchuk	C	8	126	Jerry Price	G	9	188	Rob Nichols	LW					
6	107	Willie Frieson	LW	8	134	Darre Switzer	C/LW	10	209	Bill McCormick	C					
7	125	Rejean Lemelin	G	9	151	Greg Francis	D	11	230	Brian Joplmg	G					
8	142	Steve Short	LW	10	167	Rick Berard	D	12	251	Harold Duvall	LW					
9	159	Peter McKenzie	D	10	168	Don Lucia	D	1984								
10	174	Marcel Labrosse	RW	11	182	Marke Berge	D	2	22	Greg Smyth	D					
11	189	Scott Jesse	RW	11	183	Ken Moore	G	2	27	Scott Mellanby	RW					
12	201	Richard Guay	G	12	195	Jim Olson	D	3	47	Jeff Chychrun	D					
13	211	Brad Morrow	D	12	198	Anton Stastny	RW	3	43	Dave McLay	LW					
14	219	Craig Arvidson	LW	1979												
1975																
1	1	Mel Bridgman	C	1	14	Brian Propp	LW	4	79	John Stevens	D					
3	54	Bob Ritchie	LW	2	22	Blake Wesley	D	5	100	Brian Dobbins	RW					
4	72	Rick St.Croix	G	2	35	Pelle Lindbergh	G	6	121	John Dzikowski	LW					
5	90	Gary Morrison	RW	2	56	Lindsay Carson	C/LW	7	142	Tommy Allen	D					
6	108	Paul Holmgren	RW	3	56	Lindsay Carson	C/LW	8	163	Luke Vitale	D					
7	126	Dana Decker	LW	4	77	Don Gillen	RW	8	184	Billy Powers	C					
9	160	Viktor Khatulev	C	5	98	Thomas Eriksson	D	10	205	Darren Fersovich	C					
10	175	Duffy Smith	D	6	119	Gordie Williams	RW	12	247	Juraj Bakos	D					



ALL-TIME DRAFT PICKS

RD.	NO.	PLAYER	POS.	RD.	NO.	PLAYER	POS.	RD.	NO.	PLAYER	POS.
1985											
1	21	Glen Seabrooke	C	1	4	Mike Ricci	C	1	22	Brian Boucher	G
2	42	Bruce Rendall	LW	2	25	Chris Simon	LW	2	48	Shane Kenny	D
3	48	Darryl Gilmour	C	2	40	Mikael Renberg	LW	4	100	Radovan Somik	RW
3	63	Shane Whelan	G	2	42	Terran Sandwith	D	6	132	Dmitri Tertyshtny	D
4	84	Paul Marshall	D	3	44	Kimbi Daniels	C	6	135	Jamie Sokolsky	D
5	105	Daryl Holmes	RW	3	46	Bill Armstrong	D	6	152	Martin Spanhel	RW
6	126	Ken Alexander	D	3	47	Chris Therien	D	7	178	Martin Streit	LW
7	147	Tony Horacek	LW	3	52	Al Kinisky	D	8	204	Ruslan Shafikov	C
8	168	Mike Cusack	RW	5	88	Dan Kordic	D	9	230	Jeff Lank	D
9	189	Gordon Murphy	D	6	109	Viacheslav Butsayev	C				
11	231	Rod Williams	RW	8	151	Patrik Englund	LW				
12	252	Paul Maurice	D	9	172	Toni Porkka	D				
1986											
1	20	Kerry Huffman	D	10	193	Greg Hanson	D				
2	23	Jukka Seppo	C/LW	11	214	Tommy Soderstrom	G				
2	28	Kent Hawley	C	12	235	William Lund	C				
4	83	Mark Bar	RW	Supplem't'l Steve Beadle							
6	125	Steve Scheifele	D	Ray Letourneau							
7	146	Sami Wahlsten	LW	1991							
8	167	Murray Baron	D	1	6	Peter Forsberg	C				
9	188	Blaine Rude	RW	3	50	Yanick Dupre	LW				
10	209	Shaun Sabol	D	4	86	Aris Brimanis	D				
11	230	Brett Lawrence	RW	5	94	Yanick Degrace	G				
12	251	Daniel Stephano	G	6	116	Clayton Norris	RW				
1987											
1	20	Darren Rumble	D	6	122	Dimitri Yushkevich	D				
2	30	Jeff Harding	RW	7	138	Andrei Lomakin	LW				
3	62	Martin Hostak	C	9	182	James Bode	RW				
4	83	Tomaz Eriksson	LW	10	204	Josh Bartell	D				
5	104	Bill Galk	RW	11	226	Neil Little	G				
6	125	Tony Link	D	12	248	John Porco	C				
7	146	Mark Strapon	D	Supplem't'l Angelo Libertucci							
8	167	Darryl Ingham	RW	Brendan Locke							
9	188	Bruce MacDonald	RW	1992							
10	209	Steve Morrow	D	1	7	Ryan Sittler	LW				
11	230	Darius Rusnak	C	1	15	Jason Bowen	LW				
12	251	Dale Roehl	G	2	31	Denis Metlyuk	C				
Supplem't'l	David Whyte			5	103	Vladislav Boulin	D				
1988											
1	14	Claude Boivin	LW	6	127	Roman Zolotov	D				
2	35	Pat Murray	LW	7	151	Kirk Daubenspeck	G				
3	56	Craig Fisher	C	8	175	Claude Jutras, Jr.	RW				
3	63	Dominic Roussele	G	9	199	Jonas Hakansson	LW				
4	77	Scott Lagrand	G	10	223	Chris Herperger	LW				
5	98	Edward O'Brien	LW	11	247	Patrice Paquin	RW				
6	119	Gord Frantli	C	Supplem't'l Garrett MacDonald							
7	140	Jamie Cooke	RW	1993							
8	161	Johan Salle	D	2	36	Janne Niinimaa	D				
9	182	Brian Arthur	LW	3	71	Vaclav Prospal	C				
10	203	Jeff Dandretta	RW	3	77	Milos Holan	D				
11	224	Scott Billey	RW	5	114	Vladimir Krechin	LW				
12	245	Drahomir Kadlec	D	6	140	Mike Crowley	D				
Supplem't'l	Paul Connell			7	166	Aaron Israel	G				
1989											
2	33	Greg Johnson	C	8	192	Paul Healey	RW				
2	34	Patrik Juhlin	LW	9	218	Tripp Tracy	G				
4	72	Reid Simpson	LW	9	226	E.J. Bradley	C				
6	117	Niklas Eriksson	C	10	244	Jeffrey Staples	G				
7	138	Jack Callahan	C	11	270	Ken Hemenway	D				
8	159	Sverre Sears	D	Supplem't'l Shannon Finn							
9	180	Glen Wisser	RW	1994							
10	201	Al Kummum	D	3	62	Artem Anisimov	D				
11	222	Matt Brait	D	4	88	Adam Magarrell	D				
12	243	James Pollio	LW	4	101	Sebastien Vallee	LW				
Supplem't'l	Jamie Baker			6	140	Alexander Selivanov	RW				
1995											
1996											
1997											
1998											
1999											
2000											
2001											
2002											
2003											
2004											
2005											
2006											
2007											
2008											
2009											
2010											
2011											
2012											
2013											
2014											
2015											
2016											
2017											
2018											
2019											
2020											
2021											
2022											
2023											
2024											

ALL-TIME DRAFT PICKS

RD. NO.	PLAYER	POS.	RD. NO.	PLAYER	POS.	RD. NO.	PLAYER	POS.				
2002												
1	4	Joni Pitkanen	D	3	81	Adam Morrison	G	1	2	Nolan Patrick	C	
4	105	Rosario Ruggieri	D	3	87	Simon Bertilsson	D	1	27	Morgan Frost	C	
4	126	Konstantin Baranov	RW	5	142	Nicola Riopel	G	2	35	Isaac Ratcliffe	LW	
5	161	Dov Grumet-Morris	G	6	153	Dave Lebreucque	C	3	80	Kirill Ustimenko	G	
6	192	Nikita Korovkin	D	6	172	Eric Wellwood	LW	4	106	Matthew Strome	LW	
6	193	Joey Mormina	D	7	196	Oliver Lauridsen	D	4	107	Maksim Sushko	RW	
7	201	Mathieu Brunelle	LW	2010								
2003												
1	11	Jeff Carter	C	3	89	Michael Chaput	C	1	14	Joel Farabee	LW	
1	24	Michael Richards	C	4	119	Tye McGinn	LW	1	19	Jay O'Brien	C	
3	69	Colin Fraser	C	5	149	Michael Parks	RW	2	50	Adam Ginning	D	
3	81	Stefan Ruzicka	RW	6	179	Nicholas Luukko	D	4	112	Jack St. Ivany	D	
3	85	Alexandre Picard	D	7	206	Ricard Blidstrand	D	5	127	Wyatte Wylie	D	
3	87	Ryan Potulny	C	7	209	Brendan Ranford	LW	5	143	Samuel Ersson	G	
3	95	Rick Kozak	RW	2011								
4	108	Kevin Romy	RW	1	8	Sean Couturier	C	6	174	Gavin Hain	C	
5	140	David Tremblay	G	3	68	Nick Cousins	C	7	205	Marcus Westfalt	C/LW	
6	191	Rejean Beauchemin	G	4	116	Colin Suellentrop	D	2019				
6	193	Ville Hostikka	G	4	118	Marcel Noebels	LW	1	14	Cameron York	D	
2004												
3	92	Rob Bellamy	RW	6	176	Petr Placek	RW	2	34	Bobby Brink	RW	
4	101	R.J. Anderson	D	7	206	Derek Mathers	RW	3	72	Ronald Altman	D	
4	124	David Laliberte	RW	2012								
5	144	Chris Zarb	D	1	20	Scott Laughton	C	4	103	Mason Hillard	D	
5	149	Gino Pisellini	RW	2	45	Anthony Stolarz	G	6	165	Egor Serdyuk	RW	
6	170	Ladislav Scurko	D	3	78	Shayne Gostisbehere	D	6	169	Roddy Ross	G	
6	171	Frederik Cabana	C/LW	4	111	Fredric Larsson	D	7	196	Bryce Brodzinski	RW	
8	232	Martin Houle	G	4	117	Taylor Leier	LW	2020				
8	253	Travis Gawryletz	D	5	141	Reece Wilcox	D	1	23	Tyson Foerster	RW	
9	286	Triston Grant	LW	7	201	Valeri Vasiliev	D	2	54	Emil Andrae	D	
9	291	John Carter	C	2013								
2005												
1	29	Steve Downie	RW	1	11	Samuel Morin	D	4	94	Zayde Wisdom	RW	
3	91	Oskars Bartulis	D	2	41	Robert Hagg	D	5	135	Elliot Desnoyers	LW	
4	119	Jeremy Duchesne	G	3	72	Tyrell Goulbourne	C	6	178	Connor McClennon	RW	
5	152	Josh Beaulieu	C	5	132	Terrance Amorosa	D	2021				
6	174	John Flatters	D	6	162	Merrick Madsen	G	2	46	Samu Tuomaala	RW	
7	215	Matt Clackson	RW	7	192	David Drake	D	3	78	Aleksei Kolosov	G	
2006												
1	22	Claude Giroux	RW	1	17	Travis Sanheim	D	4	110	Brian Zanetti	D	
2	39	Andreas Nodl	RW	2	48	Nicolas Aube-Kubel	C/RW	5	158	Ty Murchison	D	
2	42	Michael Ratchuk	D	3	86	Mark Friedman	D	6	174	Ethan Samson	D	
2	55	Denis Bodrov	D	5	138	Oskar Lindblom	LW	7	206	Owen McLaughlin	C	
3	79	Jon Matsumoto	C	6	168	Radel Fazleev	LW	2022				
4	101	Joonas Lehtivuori	D	7	198	Jesper Pettersson	D	1	5	Cutter Gauthier	C	
4	109	Jakub Kovar	G	2014								
5	149	Jonathan Rheault	RW	1	7	Ivan Provorov	D	3	69	Devin Kaplan	RW	
6	175	Michael Dupont	G	1	24	Travis Konecny	C	5	133	Alex Bump	LW	
7	205	Andrei Popov	RW	3	70	Felix Sandstrom	G	6	165	Hunter McDonald	D	
2007												
1	2	James van Riemsdyk	LW	3	90	Matej Tomek	G	7	197	Santeri Sulku	C	
2	41	Kevin Marshall	D	4	98	Samuel Dove-McFalls	LW	7	220	Alexis Gendron	RW	
3	66	Garrett Klotz	D	4	104	Mikhail Vorobyev	C	2023				
5	122	Mario Kempe	RW	5	128	David Kase	C	1	7	Matvei Michkov	RW	
6	152	Jon Kalinski	LW	6	158	Cooper Marody	RW	2	22	Oliver Bonk	D	
6	161	Patrick Maroon	LW	7	188	Ivan Fedotov	G	1	51	Carson Bjarnason	G	
7	182	Brad Phillips	G	2015								
2008												
1	19	Luca Sbisa	D	1	7	Ivan Provorov	D	3	87	Egor Zavragin	G	
3	67	Marc-Andre Bourdon	D	1	24	Travis Konecny	C	3	95	Denver Barkey	C	
3	84	Jacob DeSerres	G	3	70	Felix Sandstrom	G	4	103	Cole Knuble	C	
6	178	Zac Rinaldo	C	3	90	Matej Tomek	G	4	120	Alex Ciernik	W	
7	196	Joachim Eriksson	G	4	98	Samuel Dove-McFalls	LW	5	135	Carter Sotheran	D	
2016												
1	22	German Rubtsov	C	4	104	Mikhail Vorobyev	C	6	172	Ryan MacPherson	C	
2	36	Pascal Laberge	C	5	128	David Kase	C	7	199	Matteo Mann	D	
2	48	Carter Hart	G	6	158	Cooper Marody	RW	2024				
2	52	Wade Allison	RW	7	188	Ivan Fedotov	G	1	19	Luca Sbisa	D	
3	82	Carsen Twarynski	LW	1	22	German Rubtsov	C	3	67	Marc-Andre Bourdon	D	
4	109	Connor Bunnaman	C	2	36	Pascal Laberge	C	3	84	Jacob DeSerres	G	
5	139	Linus Hogberg	D	2	48	Carter Hart	G	6	178	Zac Rinaldo	C	
6	169	Tanner Laczynski	C	2	52	Wade Allison	RW	7	196	Joachim Eriksson	G	
6	172	Anthony Salintri	C	3	82	Carsen Twarynski	LW	2025				
7	199	David Bernhardt	D	4	109	Connor Bunnaman	C	1	19	Luca Sbisa	D	



ALL-TIME ROSTER (ALPHA)

NO.	POS.	PLAYER	SEASON(S)	NO.	POS.	PLAYER	SEASON(S)
A							
25	C	ACTON, Keith	1988-93	33, 41	G	BURKE, Sean	1997-98, 2003-04
36, 25	LW	ADAMS, Greg	1980-82	2	D	BURT, Adam	1998-00
27	LW	AFANASENKOV, Dmitry	2006-07	21, 28	D	BUSNIUK, Mike	1979-81
42	RW	AKESON, Jason	2012-15	22, 26	C	BUTSAYEV, Viacheslav	1992-94
41	D	ALBERTS, Andrew	2008-09	22	RW	BYERS, Mike	1968-69
19, 36	RW	ALLISON, Ray	1981-85, 86-87	C			
57	RW	ALLISON, WADE	2020-22	19	LW	CALDER, Kyle	2006-07
39	D	ALT, Mark	2014-18	28	RW	CALLANDER, Drew	1976-79
11	RW	AMONTE, Tony	2002-04	13	LW	CARCILLO, Dan	2008-11
37	D	ANDERSON, Shawn	1994-95	29	D	CARKNER, Terry	1988-93
14	LW	ANDERSSON, Mikael	1998-00	25	D	CARLE, Matt	2008-12
10	C	ANDREOFF, Andy	2019-21	35	G	CARON, Sebastien (DNP)	2010
7	C	ANGOTTI, Lou	1967-68	21	D	CARRUTHERS, Dwight	1967-68
8	LW	ANTOSKI, Shawn	1994-96	18	LW	CARSON, Lindsay	1981-88
58	LW	ARMSTRONG, Bill H.	1990-91	17	C	CARTER, Jeff	2005-11
6	D	ARTHUR, Fred	1981-83	59	C	CATES, Jackson	2020-23
45	RW	ASHAM, Aaron	2008-10	49	C	CATES, Noah	2021-22
4	D	ASHBEE, Barry	1970-74	5	G	CECHMANEK, Roman	2000-03
89	RW	ATKINSON, Cam	2021-22	35	G	CHABOT, Frederic	1993-94
49	D	ATTARD, Ronnie	2022-23	5	D	CHERRY, Dick	1968-70
62	RW	AUBE-KUBEL, Nicolas	2018-21	19, 15	RW	CHOUINARD, Eric	2002-04, 05-06
B							
44	D	BABYCH, Dave	1997-99	40, 6	D	CHYCHRUN, Jeff	1986-91
33	G	BACASHIHUA, Jason (DNP)	2012	36, 16	C	CLARKE, Bobby	1969-84
30	G	BACKLUND, Johan	2009-12	15, 10	C	CLEMENT, Bill	1971-75
27	RW	BAILEY, Justin	2018-19	5	D	COBRUN, Braydon	2006-15
34, 35, 36, 9	D	BAILEY, Reid	1980-82	4, 9, 35, 29	D/LW	COCHRANE, Glen	1978-79, 81-85
24	D	BALL, Terry	1967-68, 69-70	77	D	COFFEY, Paul	1996-98
7	LW	BARBER, Bill	1972-84	26	D	COLAIACOVO, Carlo	2014-15
23, 25	D	BARNES, Norm	1976-77, 79-81	23	RW	COLLINS, Bill	1976-77
8	D	BARON, Murray	1989-91	89	C	COMRIE, Mike	2003-04
20, 34	RW	BARRIE, Len	1989-93	8	D	CONNAULTON, Kevin	2021-22
3	D	BARTULIS, Oskars	2009-12	46, 15	RW	CONROY, Al	1991-94
32	D	BAST, Ryan	1998-00	22	C	CORKUM, Bob	1995-96
21, 31, 5	D	BATHE, Frank	1977-84	33, 32	LW	COTE, Riley	2006-10
5	D	BAUMGARTNER, Nolan	2006-07	14	C	COUSINS, Nick	2014-2017
35	G	BEAUREGARD, Stephane	1992-93	27	LW	COUURIER, Sean	2011-22
30, 35	G	BELHUMEUR, Michel	1972-73	32	LW/C	COVICK, Bruce	1973-74
78	LW	BELLEMARE, Pierre-Edouard	2014-17	32	LW/C	CRABEN, Murray	1984-92
20	LW	BELLOWS, Kieffer	2022-23	29, 15	C	CRISP, Terry	1972-77
22	LW	BENNETT, Harvey	1976-78	44	D	CRONIN, Shawn	1992-93
19	D	BENNING, Brian	1991-93	3	D	CROSSMAN, Doug	1983-88
42	LW	BERANEK, Josef	1992-95	26	RW	CROWE, Phil	1995-96
19, 42	C	BERGEN, Todd	1984-85	14	C	CULLEN, Mark	2006-07
37, 19	C	BERGLUND, Bo	1985-86	12	RW	CUMMINS, Jim	1993-94
19, 21	C	BERNIER, Serge	1968-72	21	C	CUNNINGHAM, Jimmy	1977-78
34, 17, 12, 32	LW	BERUBE, Craig	1986-91, 98-00	D			
11	C	BETTS, Blair	2009-11	19, 11	LW	DAIGLE, Alexandre	1997-99
46	C	BIGGS, Don	1989-90	15	D	DAIGNEAULT, Jean-Jacques	1986-88
43	G	BIRON, Martin	2006-09	2	D	DAILEY, Bob	1976-82
8	LW	BLACKBURN, Don	1967-69	24	C	DALLMAN, Rod	1991-92
4, 23, 3	D	BLADON, Tom	1972-78	49	G	D'AMOUR, Marc	1988-89
33	D	BLOSKI, Mike (DNP)	1985-86	46, 14	RW	DANIELS, Kimbi	1990-92
35	G	BOBROVSKY, Sergei	2010-12	8, 22	LW	DANIELS, Scott	1996-97
40, 10	LW	BOIVIN, Claude	1991-94	11, 14	C	DARBY, Craig	1996-98
17, 5	RW	BOLAND, Mike	1974-75	29	LW	DEAN, Barry	1977-79
28	D	BOTELL, Mark	1981-82	77	D	DeANGELO, Tony	2022-23
33	G	BOUCHER, Brian	1999-02, 2009-11	15	D	DEL ZOTTO, Michael	2014-17
21, 36	RW	BOULERICE, Jesse	2001-02, 2007-08	43	D	DELMORE, Andy	1998-01
43	D	BOURDON, Marc-Andre	2011-2015	37	D	DESJARDINS, Eric	1994-06
28, 53, 8, 34	D	BOWEN, Jason	1992-97	44	LW	DESLAURIERS, Nicolas	2022-23
24	D	BOYNTON, Nick	2010-11	73	C	DESNOYERS, Elliot	2023-24
87	LW	BRASHEAR, Donald	2001-06	20, 9	RW	DIMAIO, Rob	1993-96
55	RW	BRENDL, Pavel	2001-03	15	RW	DIMITRAKOS, Niko	2005-07
34	LW	BRICKLEY, Andy	1982-83	20, 11	RW	DINEEN, Kevin	1991-96
10	C	BRIDGMAN, Mel	1975-82	45	LW	DIONNE, Gilbert	1994-96
48	RW	BRIERE, Danny	2007-13	20	RW	DIVISEK, Tomas	2000-02
40, 3	D	BRIMANIS, Aris	1993-94, 95-97	7, 18	RW	DOBBIN, Brian	1986-92
17	C/LW	BRIND'AMOUR, Rod	1991-00	20	C	DOPITA, Jiri	2001-02
46	RW	BRINK, Bobby	2022-23	24, 12	RW	DORNHOEFER, Gary	1967-78
25, 3, 10	D	BROSSART, Willie	1970-73	34	C	DOWD, Jim	2007-08
32, 21	RW	BROWN, Dave	1982-89, 91-95	9, 27	RW	DOWNIE, Steve	2007-09, 13-14
3	D	BROWN, Larry	1971-72	23	C	DROLET, Rene	1971-72
30	G	BRYZGALOV, Ilya	2011-13	26	RW	DRUCE, John	1995-98
10	C	BULLARD, Mike	1988-90	35	G	DUCHESNE, Jeremy	2009-10
28	C	BUREAU, Marc	1998-00	19, 28, 25	D	DUCHESNE, Steve	1991-92, 98-99
				32	C	DUNLOP, Blake	1977-79
				28, 6	D	DUPONT, Andre	1972-80
				66, 15, 18	LW	DUPRE, Yanick	1991-92, 94-96

ALL-TIME ROSTER (ALPHA)

NO.	POS.	PLAYER	SEASON(S)	NO.	POS.	PLAYER	SEASON(S)
9	D	DVORAK, Miroslav	1982-85	8	D	GROSSMANN, Nicklas	2011-15
24, 29	D	DYKHUIS, Karl	1994-97, 98-00	25, 34	RW	GUAY, Paul	1983-85
E				3	D	GUDAS, Radko	2015-19
55	LW	EAGER, Ben	2005-08	65, 29	D	GUENIN, Nate	2006-09
44	D	EATON, Mark	1999-00	29	D	GUSTAFSSON, Erik	2010-14
21	D	EDESTRAND, Darryl	1969-70	56	D	GUSTAFSSON, Erik	2020-21
9	C	EKLUND, Pelle	1985-94	H			
37	G	ELLIOTT, Brian	2017-21	11, 36	C	HACHBORN, Len	1983-85
94	D	ELLIS, Ryan	2021-22	33	G	HACKETT, Jeff	2003-04
23, 36	RW	ELLISON, Matt	2005-07	48, 8	D	HAGG, Robert	2016-21
29	G	EMERY, Ray	2009-10, 13-15	17, 23, 19	D	HALE, Larry	1968-72
26	D	EMINGER, Steve	2008-09	18	RW	HALL, Adam	2012-14
6, 8, 27	D	ERIKSSON, Thomas	1980-82, 83-86	5	D	HALLER, Kevin	1994-97
33	G	ERSSON, Samuel	2022-23	14	LW	HAMEL, Denis	2006-07
42	G	ESCHE, Robert	2002-07	26	C	HANDZUS, Michal	2002-06
15	C	EVANS, Doug	1992-93	6	D	HANNA, John	1967-68
23, 25	C	EVANS, John	1978-79, 80-81, 82-83	14, 16	RW	HANNIGAN, Pat	1967-69
F				34	RW	HARDING, Jeff	1988-90
15	RW	FALLOON, Pat	1995-98	25	D	HARRIS, Ted	1974-75
49, 86	LW	FARABEE, Joel	2019-20	79	G	HART, Carter	2018-22
36	LW	FAUST, Andre	1992-94	38	RW	HARTMAN, Ryan	2018-19
1	G	FAVELL, Doug	1967-73	19	LW	HARTNELL, Scott	2007-14
52, 29	LW	FEDORUK, Todd	2000-04, 06-07	2	D	HATCHER, Derian	2005-08
26	LW	FEDOTENKO, Ruslan	2000-02, 12-13	18	C	HAWERCHUK, Dale	1995-97
18	RW	FEDYK, Brent	1992-96	20	D	HAWGOOD, Greg	1992-94
39	D	FENYVES, Dave	1987-93	13	C	HAYES, Kevin	2019-23
51	C	FILPPULA, Valtteri	2016-18	38	RW	HEALY, Paul	1996-98
25	D	FINLEY, Jeff	1993-94	33	G	HEETER, Cal	2013-14
7, 15	C	FISHER, Craig	1989-91	19	LW	HEISKALA, Earl	1968-71
8	D	FITZPATRICK, Rory	2007-08	27	G	HEXTALL, Ron	1986-92, 94-99
32, 22, 34, 39	LW	FITZPATRICK, Ross	1982-86	17	RW	HICKS, Wayne	1967-68
9	LW	FLEMING, Reggie	1969-70	37, 15, 28, 36	LW	HILL, Al	1976-82, 86-88
21	RW	FLETT, Bill	1971-74	3	D	HILLMAN, Larry	1969-71
43, 11	C	FLOCKHART, Ron	1980-83	6	D	HILLMAN, Wayne	1969-73
52	RW	FOERSTER, Tyson	2023-24	27	LW	HILAVAC, Jan	2001-02
22	D/LW	FOLEY, Rick	1971-72	10	LW	HLUSHKO, Todd	1993-94
26	D	FOLIN, Christian	2018-19	42	RW	HODGSON, Hayden	2021-22
48, 12	LW	FORBES, Colin	1996-99	18	C	HOEKSTRA, Ed	1967-68
21	C	FORSBERG, Peter	2005-07	24, 34, 35	D	HOFFMEYER, Bruce	1981-83
44	D	FOSTER, Corey	1991-92	68, 30	G	HOFFORT, Bob	1989-91
3	D	FOSTER, Kurtis	2012-13	84	D	HOGBERG, Linus	2021-22
35	G	FOSTER, Norm (DNP)	1993-94	41	D	HOLAN, Milos	1993-94
29	LW	FOTIU, Nick	1987-88	17	RW	HOLMGREN, Paul	1975-84
45, 37	C	FREER, Mark	1986-92	34, 22	C	HOLMSTROM, Ben	2010-14
59	D	FRIEDMAN, Mark	2018-21	24	D/RW	HOLT, Randy	1983-84
51	D	FRITSCH, Jamie	2008-09	43, 21	LW	HORACEK, Tony	1989-92
35	G	FROESE, Bob	1982-87	17	D	HOSPODAR, Ed	1984-86, 86-87
48	C	FROST, Morgan	2019-20	26	C	HOSTAK, Martin	1990-92
G				35	G	HOULE, Martin	2006-08
12	LW	GAGNE, Simon	1999-2010, 12-13	2	D	HOWE, Mark	1982-92
89	C	GAGNER, Sam	2015-2016	8	LW	HOYDA, Dave	1977-79
3	D	GALLEY, Garry	1991-95	21	C	HUBACEK, Petr	2000-01
30	G	GAMBLE, Bruce	1970-72	47, 44	D	HUBER, Willie	1987-88
23	C	GARDNER, Dave	1979-80	5, 2	D	HUFFMAN, Kerry	1986-92, 95-96
23	D	GAUTHIER, Denis	2005-08	5	D	HUGHES, Brent	1970-73
5	D	GAUTHIER, Jean	1967-68	8, 11	RW	HULL, Jody	1998-01
20, 11	LW	GENDRON, Jean-Guy	1967-72	23	D	HUSKINS, Kent	2012-13
27	D	GERVAIS, Bruno	2012-14	40	G	HUTTON, Carter (DNP)	2010
75	D	GILL, HAL	2013-14	26	D	HYNES, Gord	1992-93
21	RW	GILLEN, Don	1979-80	I			
34	LW	GILLIS, Jere	1986-87	30	G	INNESS, Gary	1975-77
30		GILLOW, Russ (DNP)	1971-72	J			
49		GILMOUR, Darryl (DNP)	1987-88	68	RW	JAGR, Jaromir	2011-12
50	D	GINNING, Adam	2023-24	45, 14	RW	JENSEN, Chris	1989-92
56, 28	RW	GIROUX, Claude	2007-22	33, 30	G	JENSEN, Darren	1984-86
4, 23, 5, 29	D	GOODENOUGH, Larry	1974-77	21, 20	C	JOHNSON, Jimmy	1967-72
27	C	GORDON, Boyd	2016-17	5	D	JOHNSON, Kim	2001-06
22, 36	RW	GORENCE, Tom	1978-83	41	C	JONES, Blair	2014-15
53	D	GOSTISBEHERE, Shayne	2014-21	47	LW	JONES, Brad	1991-92
39, 56	LW	GOULBOURNE, Tyrell	2017-19	20	RW	JONES, Keith	1998-01
52	LW	GRANT, Triston	2006-08	51, 29, 6	D	JONES, Randy	2003-09
55, 77	C	GRATTON, Chris	1997-99	43	D	JONSSON, Lars	2006-08
46, 24	LW	GRATTON, Josh	2005-06, 08-09	24, 2, 25	D	JOSEPH, Chris	1997-99
35	G	GREENLAY, Mike (DNP)	1994-95	20	C	JOYAL, Eddie	1971-72
65	LW	GREENTREE, Kyle	2007-08	12	LW	JUHLIN, Patrik	1994-96
15, 23, 9	RW	GREIG, Mark	1998-01, 02-03				
32	D	GRENIER, Martin	2006-08				



ALL-TIME ROSTER (ALPHA)

NO.	POS.	PLAYER	SEASON(S)	NO.	POS.	PLAYER	SEASON(S)
K							
46, 37	LW	KALINSKI, Jon	2008-10	34	C	MacNEIL, Ian	2002-03
18	RW	KALLIO, Tomi	2002-03	19, 4, 21, 24	D	MacSWEYN, Ralph	1967-72
21, 28, 11	LW	KANE, Boyd	2003-04, 06-09	14	C	MacTAVISH, Craig	1994-96
24	LW	KAPANEN, Sami	2002-08	20	LW	MAGUIRE, Kevin	1989-90
72	RW	KASE, David	2019-21	3, 25	D	MAIR, Jimmy	1970-72
15	C	KASPER, Steve	1991-93	2	D	MALAKHOV, Vladimir	2003-04
36	RW	KAVANAGH, Pat	2005-06	43, 23	D	MALGUNS, Stewart	1993-95
23	LW/C	KEENAN, Larry	1971-72	28	C	MANDERVILLE, Kent	1999-02
9	LW	KELLY, Bob	1970-80	15, 14	LW	MANELUK, Mike	1998-99, 99-00
22	C	KENNEDY, Forbes	1967-68	23, 43	D	MANNING, Brandon	2011-18
12	C/RW	KERR, Tim	1980-91	8, 42	D	MANTHA, Moe	1988-89, 91-92
26	C	KINDRACHUK, Orest	1972-78	55	D	MARKOV, Danny	2003-04
20	RW	KLATT, Trent	1995-99	8	D	MARSH, Ryan	1981-88
10	C	KNIGHT, Corban	2018-19	46	D	MARSHALL, Kevin	2011-12
22, 9	RW	KNUBLE, Mike	2005-09, 12-13	70	LW	MARTEL, Danick	2017-18
34	C	KONAN, Matthew	2012-13	35	G	MASON, Steve	2012-17
11	D	KONECNY, Travis	2016-13	20	C	MAYHEW, Gerry	2021-22
6, 21	D	KORDIC, Dan	1991-92, 93-94, 95-99	24	D	McALLISTER, Chris	2000-03
25, 15	LW	KOVALENKO, Andrei	1998-99	9	LW	McAMMOND, Dean	2000-01
2	D	KRAJICEK, Lukas	2009-10	25, 36, 5	D	McCARTHY, Kevin	1977-79, 85-87
13	D	KUBINA, Pavel	2011-12	21	RW	McCARTHY, Sandy	1998-00
2	D	KUCERA, Frantisek	1996-97	10	D	McCRIMMON, Brad	1982-87
28, 3	D	KUKKONEN, Lasse	2006-09	36	RW	McDONALD, Colin	2015-17
35	G	KUNTAR, Les (DNP)	1994-95	27, 29	D	McGILL, Ryan	1992-95
36, 10, 8, 15	LW	KUSHNER, Dale	1990-92	3	D	McGILLIS, Dan	1997-03
L							
68, 36, 20	RW	LACOMBE, Normand	1989-91	15	LW	McGINN, Tye	2012-14
15, 7	C	LACROIX, Andre	1967-71	29	D	McILHARGEY, Jack	1974-77, 79-81
32	LW	LACROIX, Daniel	1996-98	56	G	McKENNA, Mike	2018-19
58	C	LACZYNSKI, Tanner	2020-13	30, 24	G	McLEOD, Don	1971-72
33	G	LaFOREST, Mark	1987-89	82	D	MEDVEDEV, Evgeny	2015-16
16	LW	LAFORGE, Claude	1967-69	23	C	MEEHAN, Gerry	1968-69
5	RW	LAJEUNESSE, Serge	1973-75	19	RW	MELLANBY, Scott	1985-91
9	R	LALIBERTE, David	2009-10	40	RW	MELOCHE, Eric	2006-07
22	C	LAMB, Mark	1993-95	41	D	MESZAROS, Andrej	2010-14
37	C	LAMOUREUX, Mitch	1987-89	13	C	METROPOLIT, Glen	2008-09
18	C	LANGKOW, Daymond	1998-01	48, 34	D	MEYER, Freddy	2003-07
39	D	LANK, Jeff	1999-00	35, 13	RW	MICHAYLUK, Dave	1981-83
14	RW	LAPERRIERE, Ian	2009-12	15	RW	MICKEY, Larry	1971-72
13	C	LAPOINTE, Claude	2002-04	4	D	MISZUK, John	1967-69
5	D	LAPOINTE, Rick	1976-79	26	D	MODRY, Jaroslav	2007-08
33	G	LAROCQUE, Michel	1982-83	36	LW	MOKOSAK, Carl	1985-86
62, 11	D	LATAL, Jiri	1989-92	22	C	MONTGOMERY, Jim	1994-96
49, 21	C	LAUGHTON, Scott	2012-13	39	G	MOORE, Robbie	1978-81
38	D	LAURIDSEN, Oliver	2012-15	5, 50, 55	D	MORIN, Samuel	2016-21
47	RW	LAW, Kirby	2000-01, 02-04	21	RW	MORRISON, Gary	1979-82
18	LW	LAWLESS, Paul	1987-88	8	RW	MORRISON, Lew	1969-72
5, 27	RW	LEACH, Reggie	1974-82	33	G	MRAZEK, Jerome	1975-76
40	C	LECAVALIER, Vincent	2013-15	41	LW	MULVENNA, Glenn	1992-93
10	LW	LeCLAIR, John	1994-04	67	G	MUNROE, Scott (DNP)	2006-09
23, 17	LW	LEFEBVRE, Guillaume	2001-03	3	D	MURPHY, Gord	1988-92
15	C	LEHTERA, Jori	2017-19	39	C	MURRAY, Marty	2001-03
58	LW	LEIER, Taylor	2015-19	39	C	MURRAY, Mike	1987-88
49	G	LEIGHTON, Michael	2006-07, 09-13	23, 24	LW	MURRAY, Pat	1990-92
22	LW	LEINO, Ville	2009-11	25, 24	D	MURRAY, Terry	1975-77, 78-79, 80-81
28	G	LEMELIN, Rejean (DNP)	1977-78	5, 61	D	MYERS, Philippe	2018-22
22	LW	LEMIEUX, Brendan	2023	18	RW	MYHRES, Brantt	1997-98
18	D	LESUK, Bill	1970-72	31	G	MYRE, Phil	1979-81
6	D	LILJA, Andreas	2011-13	N			
31	G	LINDBERGH, Pelle	1981-86	42	LW	NACHBAUR, Don	1985-90
23, 54	LW	LINDBLOM, Oskar	2017-22	5	D	NATTRESS, Ric	1992-93
88	C	LINDROS, Eric	1992-00	93	C	NEDVED, Petr	2005-07
26, 14, 18	C	LINSEMAN, Ken	1978-82, 89-90	30	G	NEUVIRTH, Michal	2015-19
35	G	LITTLE, Neil	1996-04	45	C	NEWBURY, Kris	2013-14
23	LW	LOMAKIN, Andrei	1991-93	44	D	NIINIMAA, Janne	1996-98
18	LW	LONSBERRY, Ross	1971-78	30	G	NIITYYMAKI, Antero	2003-09
15	RW	LUCAS, Danny	1978-79	15	D	NISKANEN, Matt	2019-20
15	RW	LUPUL, Joffrey	2007-09	14, 15	RW	NODL, Andreas	2008-12
62	RW	LYCKSELL, Olle	2023-13	22, 21, 14, 17	RW	NOLET, Simon	1967-74
34, 49	G	LYON, Alex	2017-21	O			
13	LW	LYUBIMOV, Roman	2016-17	77	C	OATES, Adam	2001-02
M							
25	LW	MacADAM, Al	1973-74	29	LW	ODJICK, Gino	1999-01
47	D	MacDONALD, Andrew	2013-19	29	D	ODUYA, Johnny	2017-18
17	RW	MacEWEN, Zack	2021-23	6	D	O'DONNELL, Sean	2010-11
19, 21	LW	MacLEISH, Rick	1970-81, 83-84	45	D	O'NEILL, Will	2017-18

ALL-TIME ROSTER (ALPHA)

NO.	POS.	PLAYER	SEASON(S)
P			
21, 12, 32	RW	PADDOCK, John	1976-77, 79-80, 82-83
20, 18, 19	RW	PAIEMENT, Rosaire	1967-70
30, 7	G	PARENT, Bernie	1967-71, 73-79
77	D	PARENT, Ryan	2006-10
7	LW	PARIZEAU, Michel	1971-72
15	C	PARK, Richard	1998-99
12	C	PASLAWSKI, Greg	1992-93
6, 28	LW	PATERSON, Joe	1984-86
19	C	PATRICK, Nolan	2017-21
34	D	PATTERSON, Dennis	1979-80
41, 14	LW	PEDERSON, Mark	1990-93
33	G	PEETERS, Pete	1978-82, 89-91
49	G	PELLETIER, Jean-Marc	1998-00
19	D	PELLETIER, Roger	1967-68
22	RW	PELUSO, Mike	2003-04
15	C	PETERS, Garry	1967-71
8	D	PETIT, Michel	1996-97
41, 29, 45	D	PICARD, Alexandre	2005-08
42	LW	PICARD, Michel	2000-01
33	G	PICKARD, Calvin	2018-19
44	D	PITKANEN, Joni	2003-07
38	C	PLANTE, Derek	2000-01
25, 20	RW	PLANTE, Pierre	1971-73
11	LW	PLETKA, Vaclav	2001-02
25	LW	PODIEN, Shjon	1994-99
11	C	POTULNY, Ryan	2005-08
25	D	POTVIN, Jean	1971-73
34, 20	C	POULIN, Dave	1982-90
36	C	POWE, Darroll	2008-11
18	LW	PRESTON, Yves	1978-79, 80-81
25	C	PRIMEAU, Keith	1999-06
28, 54	D	PRINTZ, David	2005-07
20	D	PRONGER, Chris	2009-15
14, 26	LW	PROPP, Brian	1979-90
45, 40	C	PROSPAL, Vaclav	1996-98, 07-08
39	D	PROSSER, Nate	2020-21
9	D	PROVOROV, Ivan	2016-23
27	C	PYORALA, Mika	2009-10
Q			
14, 10, 11	C	QUINN, Dan	1991-92, 95-96
R			
29	D	RACINE, Yves	1993-94
19	RW	RADIOJEVIC, Branko	2003-06
60	RW	RADUNS, Nate	2008-09
12	LW	RAFFL, Michael	2013-21
28	D	RAGNARSSON, Marcus	2002-04
5	D	RAMAGE, Rob	1993-94
19	LW	RANHEIM, Paul	2000-03
76	LW	RATCLIFFE, Isaac	2022
3	D	RATHJIE, Mike	2005-09
24	RW	READ, Matt	2011-18
14	LW	READY, Ryan	2005-06
8, 11	RW	RECCHI, Mark	1991-95, 98-04
26	RW	REID, Darren	2006-08
19	RW	RENBERG, Mikael	1993-97, 98-00
33	G	RESCH, Glenn	1985-87
18	C	RICCI, Mike	1990-92
18	C	RICHARDS, Michael	2005-11
22	D	RICHARDSON, Luke	1997-02
34, 5	D	RICHTER, Dave	1985-86
36	C	RINALDO, Zac	2011-15
55, 70	D	RISTOLAINEN, Rasmus	2011-15
31	LW	RITCHIE, Bob	1976-77
36	D	ROBERTS, Gordie	1987-88
27	C	ROBITAILLE, Randy	2006-07
9	RW	ROCHFORD, Leon	1967-69
97	C	ROENICK, Jeremy	2001-04
42	RW	ROMANIUK, Russ	1995-96
48, 34	D	ROOT, Bill	1987-88
37	D	ROSEHILL, Jay	2012-16
42	C	ROSS, Jared	2008-10
10	LW	ROUPE, Magnus	1987-89
33	G	ROUSSEL, Dominic	1991-96, 96-97
36, 3, 5	D	RUMBLE, Darren	1990-92, 95-97
40, 9, 15, 14	RW	RUZICKA, Stefan	2005-08

NO.	POS.	PLAYER	SEASON(S)
S			
47	D	SABOL, Shaun	1989-90
15	RW	SACCO, Joe	2002-03
25, 11	RW	SALESKI, Don	1971-79
28	D	SAMUELSSON, Kjell	1986-92, 95-98
55	D	SAMUELSSON, Ulf	1999-00
50	D	SANDELIN, Scott	1990-91
8	LW	SANDERSON, Geoff	2006-07
36	RW	SANDIN, Linus	2020-22
32	G	SANDSTROM, Felix	2020-22
6	D	SANHEIM, Travis	2017-22
21, 24	RW	SARRAZIN, Dick	1968-70, 71-72
27	C	SAVAGE, Andre	2002-03
49	LW	SAVAGE, Brian	2005-06
47	D	SBISA, Luca	2008-09
10	C	SCHENN, Brayden	2011-17
22	D	SCHENN, Luke	2012-16
10	RW	SCHMAUTZ, Cliff	1970-71
22	LW	SCHOCK, Danny	1970-71
25, 8	LW	SCHULTZ, Dave	1971-76
55	D	SCHULTZ, Nick	2014-17
11	C	SEABROOKE, Glen	1986-89
21	LW	SECORD, Al	1988-89
23	C	SEDLAK, Lukas	2022
24	D	SEELER, Nick	2021-22
36, 28	D	SEIDENBERG, Dennis	2002-06
10	LW	SELBY, Brit	1967-69
34, 44	C	SEMENTOV, Anatoli	1994-96
32	LW	SESTITO, Tom	2011-13
30	G	SETTLEMAYER, Dave (DNP)	1989-90
51, 11, 18, 32, 9	C	SHARP, Patrick	2002-06
45	LW	SHELLEY, Jody	2010-13
21	RW	SIKLENKA, Mike	2002-03
11	C	SILLINGER, Mike	1997-99
11	RW	SIM, Jon	2005-06
17	RW	SIMMONDS, Wayne	2011-19
48	LW	SIMPSON, Reid	1991-92
23	L/RW	SINISALO, Ilkka	1981-90
21	RW	SIROIS, Bob	1974-76
9, 27	C	SITTLER, Darryl	1981-84
15	C	SKALDE, Jarrrod	2001-02
43	D	SKOLNEY, Wade	2005-06
15, 45	D	SLANEY, John	2001-02, 03-04
40	D	SLOANE, David	2008-09
24	LW	SMITH, Derrick	1984-91
21	D	SMITH, Jason	2007-08
24, 6	D	SMITH, Steve	1981-82, 84-88
40, 5	D	SMYTH, Greg	1986-88
30	G	SNOW, Garth	1995-98
14	C	SNUGGERUD, Dave	1992-93
30	G	SODERSTROM, Tommy	1992-94
20	LW	SOMIK, Radovan	2002-04
30	G	ST.CROIX, Rick	1977-83
42, 22	D	ST.JACQUES, Bruno	2001-03
23	RW	STANKIEWICZ, Myron	1968-69
6	D	STANLEY, Allan	1968-69
28, 34, 29	D	STANLEY, Daryl	1983-84, 85-87
35	G	STEPHENSON, Wayne	1974-79
41	D	STEVENS, John	1986-88
25	LW	STEVENS, Kevin	2000-01
27	RW	STEVENSON, Turner	2005-06
44	C	STOCK, P.J.	2000-01
41	G	STOLARZ, Anthony	2016-17, 18-19
35	G	STORR, Jamie (DNP)	2005-06
44	C	STOTHERS, Mike	1984-88
51	RW	STRAKA, Petr	2014-15
19	C	STRATTON, Art	1967-69
32	D	STREIT, Mark	2013-17
15	LW	SULLIMAN, Doug	1988-90
64	RW	SUSHKO, Maksim	2020-22
11, 10	LW	SUTHERLAND, Bill	1967-71
15	RW	SUTTER, Rich	1983-86
14	C	SUTTER, Ron	1982-91
4	D	SUZOR, Mark	1976-77
3, 23	D	SVOBODA, Petr	1994-99
22	RW	SWARBRICK, George	1970-71
23	D	SYKORA, Michal	2000-01
26	D	SYVRET, Danny	2008-10, 10-11



ALL-TIME ROSTER (ALPHA)

NO.	POS.	PLAYER	SEASON(S)
T			
33	G	TALBOT, Cam	2018-19
25, 27	C	TALBOT, Maxime	2011-14
30	G	TAYLOR, Bobby	1971-76
35, 15	C	TAYLOR, Mark	1981-83
5	D	TERTYSHNY, Dmitri	1998-99
6	D	THERIEN, Chris	1994-04, 05-06
44	C	THOMPSON, Nate	2020-22
25	LW	THORESEN, Patrick	2007-08
17	RW	TIBBETTS, Billy	2001-02
2	D	TILEY, Brad	2000-01
3	D	TIMANDER, Mattias	2003-04
46	D	TIMONEN, Jussi	2006-07
44	D	TIMONEN, Kimmo	2007-15
14	C	TIPPETT, Dave	1993-94
74	RW	TIPPETT, Owen	2022-23
22, 92	RW	TOCCHET, Rick	1984-92, 99-02
55	D	TOLLEFSEN, Ole-Kristian	2009-10
53	RW	TOLPEKO, Denis	2007-08
37	C	TOOKEY, Tim	1986-87
81	LW	TWARYNSKI, Carsen	2019-21
U			
20, 18	C	UMBERGER, R.J.	2005-08, 14-16
9	RW	UPSHALL, Scottie	2006-09
V			
23	D	VAANANEN, Ossi	2008-09
34	G	VANBIESBROUCK, John	1998-00
76	C	VANDEVELDE, Chris	2013-17
23, 26	D	VANDERMEER, Jim	2002-04, 07-08
2	D	VAN IMPE, Ed	1967-76
25, 21	LW	van RIEMSDYK, James	2009-12, 2018-23
44	C	VARONE, Phil	2018-19
74	RW	VECCHIONE, Mike	2016-17
10	RW	VERSTEEG, Kris	2010-11
43, 28, 11	RW	VERVERGAERT, Dennis	1978-80
43	C	VILGRAIN, Claude	1993-94
24, 29	LW	VOPAT, Roman	1998-99
93	RW	VORACEK, Jakub	2011-21
24	C	VOROBYEV, Mikhail	2018-20
W			
8	D	WALKER, Matt	2010-12
36	C	WALZ, Wes	1991-93
18	LW	WARRINER, Todd	2002-03
38	C	WASHBURN, Steve	1999-00, 00-01
20	D	WATSON, Jimmy	1972-82

NO.	POS.	PLAYER	SEASON(S)
3, 14	D	WATSON, Joe	1967-78
19, 40	C	WEAL, Jordan	2015-19
2	D	WEINRICH, Eric	2001-04
22	RW	WEISE, Dale	2016-19
7	D	WELLS, Jay	1988-90
47	LW	WELLWOOD, Eric	2010-15
54	RW	WESENBERG, Brian	1998-00
8, 6	D	WESLEY, Blake	1979-81
14, 15	C	WHITE, Peter	1998-01, 03-04
25	C	WHITE, Ryan	2014-16
15, 23	C	WHITE, Todd	1999-00
24	D	WILKIE, Bob	1993-94
35, 34	C	WILLIAMS, Gordie	1981-83
14	RW	WILLIAMS, Justin	2000-04
71	C	WILLMAN, Maxwell	2021-23
3	D	WILSON, Behn	1978-83
1	G	WILSON, Dunc	1969-70
32	RW	WINNES, Chris	1993-94
35	G	WREGGET, Ken	1988-92
18	LW	WRIGHT, Jamie	2002-03
20	LW	WRIGHT, Keith	1967-68
10, 15, 21, 20	C	WRIGHT, Larry	1971-73, 75-76
Y			
3	D	YANDLE, Keith	2021-22
45	D	YORK, Cam	2020-21
61	C	YORK, Mike	2006-07
6	C	YOUNG, Tim	1984-85
30	G	YOUNG, Wendell	1987-88
2, 22	D	YUSHKEVICH, Dmitri	1992-95, 02-03
Z			
24	D	ZALAPSKI, Zarley	1999-00
54	D	ZAMULA, Egor	2020-21
24	D	ZEIDEL, Larry	1967-69
26	LW	ZELEPUKIN, Valeri	1998-00
40	LW	ZENT, Jason	1998-00
72	G	ZEPP, Rob	2014-15
26	D	ZETTLER, Rob	1993-95
25	C	ZEZEL, Peter	1984-89
23	C	ZHAMNOV, Alexei	2003-04
93	RW	ZHERDEV, Nikolay	2010-11
77	D	ZHITNIK, Alexei	2006-07
29	LW	ZOLNIERCZYK, Harry	2011-13
42, 9	LW	ZUBRUS, Dainius	1996-99

ALL-TIME ROSTER (NUM.)

#	POS.	PLAYER	SEASON(S)	#	POS.	PLAYER	SEASON(S)	#	POS.	PLAYER	SEASON(S)	
1	G	FAVELL, Doug	1997-73		RW	LAJEUNESSE, Serge	1973-75		D	WESLEY, Blake	1979-80	
	G	PARENT, Bernie	1972-79		D	LAPOINTE, Rick	1976-79	9	D/LW	COCHRANE, Glen	1978-79	
	G	PARENT, Bernie	1973-79		RW	LEACH, Reggie	1981-82		RW	DIMAIO, Rob	1994-96	
	G	WILSON, Dunc	1969-70		D	McCARTHY, Kevin	1986-87		RW	DOWNIE, Steve	2013-14	
2	D	BURT, Adam	1998-00		D	MORIN, Samuel	2017-19		D	DVORAK, Miroslav	1982-85	
	D	DAILEY, Bob	1976-82		D	MYERS, Philippe	2019-21		C	EKLUND, Pelle	1985-94	
	D	HATCHER, Derian	2005-09		D	NATTRESS, Ric	1992-93		LW	FLEMING, Reggie	1969-70	
	D	HOWE, Mark	1982-92		D	RAMAGE, Rob	1993-94		RW	GREIG, Mark	2002-03	
	D	HUFFMAN, Kerry	1995-96		D	RICHTER, Dave	1985-86		LW	KELLY, Bob	1970-80	
	D	JOSEPH, Chris	1998-99		D	RUMBLE, Darren	1996-97		RW	KNUBLE, Mike	2012-13	
	D	KRAJICEK, Lukas	2009-10		D	SMITH, Steve	1984-87		R	LALIBERTE, David	2009-11	
	D	KUCERA, Frantisek	1996-97		D	TERTYSHNY, Dmitri	1998-99		LW	McAMMOND, Dean	2000-01	
	D	MALAKHOV, Vladimir	2003-04	6	D	ARTHUR, Fred	1981-82		D	PROVOROV, Ivan	2016-23	
	D	TILEY, Brad	2000-01		D	CHYCHRUN, Jeff	1990-91		RW	ROCHFORD, Leon	1967-69	
	D	VAN IMPE, Ed	1967-76		D	DUPONT, Andre	1974-80		RW	RUZICKA, Stefan	2006-07	
	D	WEINRICH, Eric	2001-04		D	ERIKSSON, Thomas	1981-82		C	SHARP, Patrick	2005-06	
	D	YUSHKEVICH, Dmitry	1992-95		D	HANNA, John	1967-68		C	SITTLER, Darryl	1982-83	
3	D	BARTULIS, Oskars	2009-12		D	HILLMAN, Wayne	1969-73		RW	UPSHALL, Scottie	2006-09	
	D	BLADON, Tom	1974-75		D	JONES, Randy	2003-04, 06-09		LW	ZUBRUS, Dainius	1998-99	
	D	BRIMANIS, Aris	1996-97		D	KORDIC, Dan	1991-92, 93-94		10	C	ANDREOFF, Andy	2019-21
	D	BROSSART, Willie	1972-73		D	LILJA, Andreas	2011-13		LW	BOIVIN, Claude	1992-94	
	D	BROWN, Larry	1971-72		D	O'DONNELL, Sean	2010-11		C	BRIDGMAN, Mel	1975-82	
	D	CROSSMAN, Doug	1983-88		LW	PATERSON, Joe	1984-85		D	BROSSART, Willie	1972-73	
	D	FOSTER, Kurtis	2012-13		D	SANHEIM, Travis	2017-22		C	BULLARD, Mike	1988-90	
	D	FRIEDMAN, Mark	2018-21		D	SMYTH, Greg	1987-88		C	CLEMENT, Bill	1972-75	
	D	GALLEY, Garry	1991-95		D	STANLEY, Allan	1968-69		C	KNIGHT, Corban	2018-19	
	D	GUDAS, Radko	2014-19		D	THERIEN, Chris	1994-04, 05-06		LW	KUSHNER, Dale	1990-91	
	D	HILLMAN, Larry	1969-71		D	WESLEY, Blake	1980-81		LW	LeCLAIR, John	1994-04	
	D	KUKKONEN, Lasse	2008-09		C	YOUNG, Tim	1984-85		D	McCRIMMON, Brad	1982-87	
	D	MAIR, Jimmy	1971-72		C	ANGOTTI, Lou	1967-68		C	QUINN, Dan	1991-92	
	D	McGILLIS, Dan	1997-03		LW	BARBER, Bill	1972-85		LW	ROUPE, Magnus	1987-88	
	D	MURPHY, Gord	1988-92		RW	DOBBIN, Brian	1986-88		C	SCHENN, Brayden	2011-17	
	D	RATHJE, Mike	2005-09		C	FISHER, Craig	1989-90		RW	SCHMAUTZ, Cliff	1970-71	
	D	RUMBLE, Darren	1995-96		C	LACROIX, Andre	1969-71		LW	SELBY, Brit	1967-69	
	D	SVOBODA, Petr	1994-95		LW	PARIZEAU, Michel	1971-72		LW	SUTHERLAND, Bill	1968-71	
	D	TIMANDER, Mattias	2003-04		D	WELLS, Jay	1988-90		RW	VERSTEEG, Kris	2010-11	
	D	WATSON, Joe	1968-69		8	LW	ANTOSKI, Shawn	1994-96		C	WRIGHT, Larry	1971-72
	D	WILSON, Behn	1978-83		D	BARON, Murray	1989-91		11	RW	AMONTE, Tony	2002-04
	D	YANDLE, Keith	2021-22		LW	BLACKBURN, Don	1967-69		C	BETTS, Blair	2009-11	
4	D	ASHBEE, Barry	1970-74		D	BOWEN, Jason	1992-93		LW	DAIGLE, Alexandre	1998-99	
	D	BLADON, Tom	1975-76		D	CONNAUTON, Kevin	2021-22		C	DARBY, Craig	1996-97	
	D	GOODENOUGH, Larry	1976-77		LW	DANIELS, Scott	1996-97		RW	DINEEN, Kevin	1995-96	
	D	MacSWEYN, Ralph	1969-70		D	ERIKSSON, Thomas	1980-81		C	FLOCKHART, Ron	1982-84	
	D	MISZUK, John	1968-70		D	FITZPATRICK, Rory	2007-08		LW	GENDRON, Jean-Guy	1968-72	
	D	SUZOR, Mark	1976-77		D	HAGG, Robert	2017-21		C	HACHBORN, Len	1984-85	
5	D	BATHE, Frank	1983-84		LW	HOYDA, Dave	1977-79		RW	HULL, Jody	1999-01	
	D	BAUMGARTNER, Nolan	2006-07		RW	HULL, Jody	1998-99		LW	KANE, Boyd	2008-09	
	RW	BOLAND, Mike A.	1974-75		D	GROSSMANN, Nicklas	2012-15		C	KONECNY, Travis	2016-22	
	D	CHERRY, Dick	1968-70		LW	KUSHNER, Dale	1991-92		D	LATAL, Jiri	1989-92	
	D	COBURN, Braydon	2006-15		D	MANTHA, Moe	1988-89		LW	PLETKA, Vaclav	2001-02	
	D	GAUTHIER, Jean	1967-68		D	MARSH, Brad	1981-88		C	POTULNY, Ryan	2005-08	
	D	GOODENOUGH, Larry	1974-75		RW	MORRISON, Lew	1969-72		C	QUINN, Dan	1995-96	
	D	HALLER, Kevin	1994-97		D	PETIT, Michel	1996-97		RW	RECCHI, Mark	1998-99	
	D	HUFFMAN, Kerry	1986-90		RW	RECCHI, Mark	1991-95, 98-04		RW	SALESKI, Don	1977-79	
	D	HUFFMAN, Kerry	1986-87, 91-92		LW	SANDERSON, Geoff	2006-07		C	SEABROOKE, Glen	1986-89	
	D	HUGHES, Brent	1970-73		LW	SCHULTZ, Dave	1973-76		C	SHARP, Patrick	2002-03	
	D	JOHNSSON, Kim	2001-06		D	WALKER, Matt	2010-12		C	SILLINGER, Mike	1997-99	



ALL-TIME ROSTER (NUM.)

# POS. PLAYER	SEASON(S)	# POS. PLAYER	SEASON(S)	# POS. PLAYER	SEASON(S)
RW SIM, Jon	2005-06	LW HILL, Al	1980-81	C RICCI, Mike	1990-92
LW SUTHERLAND, Bill	1967-68	C KASPER, Steve	1991-93	C RICHARDS, Mike	2005-11
RW VERVERGAERT, Dennis	1979-80	LW KOVALENKO, Andrei	1998-99	C SHARP, Patrick	2002-03
12 LW BERUBE, Craig	1998-99	LW KUSHNER, Dale	1991-92	C UMBERGER, R.J.	2014-16
RW CUMMINS, Jim	1993-94	C LACROIX, Andre	1967-68	LW WARRINER, Todd	2002-03
RW DORNHOEFER, Gary	1976-78	C LEHTERA, Jori	2017-19	LW WRIGHT, Jamie	2002-03
LW FORBES, Colin	1997-99	RW LUCAS, Danny	1978-79	19 RW ALLISON, Ray	1981-85
LW GAGNE, Simon	1999-2010, 12-13	RW LUPUL, Joffrey	2007-09	D BENNING, Brian	1991-93
LW JUHLIN, Patrik	1994-96	LW MANELUK, Mike	1998-99	C BERGEN, Todd	1984-85
C/RW KERR, Tim	1980-91	LW McGINN, Tye	2012-14	C BERGLUND, Bo	1985-86
RW PADDOCK, John	1979-80	RW MICKEY, Larry	1971-72	C BERNIER, Serge	2002-04
C PASLAWSKI, Greg	1992-93	D NISKANEN, Matt	2019-20	C BRASSARD, Derick	2021-22
LW RAFFL, Michael	2013-21	RW NODL, Andreas	2009-12	LW CALDER, Kyle	2006-07
13 LW CARCILLO, Dan	2008-11	C PARK, Richard	1998-99	RW CHOUINARD, Eric	2002-04
C HAYES, Kevin	2019-21	C PETERS, Garry	1967-71	LW DAIGLE, Alexandre	1997-98
D KUBINA, Pavel	2011-12	RW RUZICKA, Stefan	2006-07	D DUCHESNE, Steve	1991-92, 98-99
C LAPOINTE, Claude	2002-04	RW SACCO, Joe	2002-03	D HALE, Larry	1971-72
LW LYUBIMOV, Roman	2016-17	C SKALDE, Jarrod	2001-02	LW HARTNELL, Scott	2007-14
C METROPOLIT, Glen	2008-09	D SLANEY, John	2001-02	LW HEISKALA, Earl	1968-71
RW MICHAYLUK, Dave	1982-83	LW SULLIMAN, Doug	1988-90	LW MacLEISH, Rick	1970-81
14 LW ANDERSSON, Mikael	1998-00	RW SUTTER, Rich	1983-86	D MacSWEYN, Ralph	1968-69
C COUTURIER, Sean	2011-21	C TAYLOR, Mark	1982-84	RW MELLANBY, Scott	1985-91
C CULLEN, Matt	2006-07	C WHITE, Peter	1999-00, 2003-04	RW PAIEMENT, Rosaire	1969-70
RW DANIELS, Kimbi	1991-92	C WHITE, Todd	1999-00	C PATRICK, Nolan	2017-21
C DARBY, Craig	1997-98	C WRIGHT, Larry	1972-73	D PELLETIER, Roger	1967-68
LW HAMEL, Denis	2006-07	16 C CLARKE, Bobby	1969-84	RW RADIOJEVIC, Branko	2003-06
RW HANNIGAN, Pat	1967-68	LW LAFORGE, Claude	1967-68	LW RANHEIM, Paul	2000-03
RW JENSEN, Chris	1991-92	17 LW BERUBE, Craig	1988-91	RW RENBERG, Mikael	1993-97, 98-00
C LINSEMAN, Ken	1980-82	RW BOLAND, MikeA.	1974-75	C STRATTON, Art	1967-69
C MacTAVISH, Craig	1994-96	C/LW BRIND'AMOUR, Rod	1991-00	20 RW BARRIE, Len	1989-90
LW MANELUK, Mike	1999-00	C CARTER, Jeff	2005-11	LW BELLOWES, Kieffer	2022-23
RW NODL, Andreas	2008-09	D HALE, Larry	1968-69	RW DIMAIO, Rob	1993-94
RW NOLET, Simon	1969-70	RW HICKS, Wayne	1967-68	RW DINEEN, Kevin	1991-93
LW PEDERSON, Mark	1991-93	RW HOLMGREN, Paul	1975-84	RW DIVISEK, Tomas	2000-02
LW PROPP, Brian	1979-82	D HOSPODAR, Ed	1984-85, 86-87	C DOPITA, Jiri	2001-02
C QUINN, Dan	1995-96	LW LEFEBVRE, Guillaume	2002-03	LW GENDRON, Jean-Guy	1967-68
LW READY, Ryan	2005-06	C MacEWEN, ZACK	2021-23	D HAWGOOD, Greg	1992-94
RW RUZICKA, Stefan	2007-08	RW NOLET, Simon	1970-74	C JOHNSON, Jimmy	1970-72
C SNUGGERUD, Dave	1992-93	LW OSBURN, Randy	1974-75	RW JONES, Keith	1998-01
C SUTTER, Ron	1982-91	RW SIMMONDS, Wayne	2011-19	C JOYAL, Eddie	1971-72
C TIPPETT, Dave	1993-94	RW TIBBETTS, Billy	2001-02	RW KLATT, Trent	1995-99
D WATSON, Joe	1970-78	18 LW CARSON, Lindsay	1981-88	RW LACOMBE, Normand	1990-91
C WHITE, Peter	1998-99	RW DOBBIN, Brian	1989-92	LW LEIER, Taylor	2017-19
RW WILLIAMS, Justin	2000-04	LW DUPRE, Yanick	1995-96	LW MAGUIRE, Kevin	1989-90
15 RW CHOUINARD, Eric	2005-06	RW FEDYK, Brent	1992-96	C MAYHEW, Gerry	2021-22
C CLEMENT, Bill	1971-72	RW HALL, Adam	2012-14	RW PAIEMENT, Rosaire	1967-68
RW CONROY, Al	1993-94	C HAWERCHUK, Dale	1995-97	RW PLANTE, Pierre	1972-73
C CRISP, Terry	1942-77	C HOEKSTRA, Ed	1967-68	C POULIN, Dave	1984-90
D DAIGNEAULT, Jean-Jacques	1986-88	RW KALLIO, Tomi	2002-03	D PRONGER, Chris	2009-12
D DEL ZOTTO, Michael	2014-17	C LANGKOW, Daymond	1998-01	LW SOMIK, Radovan	2002-04
RW DIMITRAKOS, Niko	2005-07	LW LAWLESS, Paul	1987-88	C UMBERGER, R.J.	2005-08
LW DUPRE, Yanick	1994-95	LW LESUK, Bill	1970-72	D WATSON, Jimmy	1972-82
C EVANS, Doug	1992-93	C LINSEMAN, Ken	1989-90	LW WRIGHT, Keith	1967-68
RW FALLOON, Pat	1995-98	LW LONSBERRY, Ross	1971-78	21 D BATHE, Frank	1977-78
C FISHER, Craig	1990-91	RW MYHRES, Brantt	1997-98	C BERNIER, Serge	1970-72
RW GREIG, Mark	1998-00	RW PAIEMENT, Rosaire	1968-69	RW BOULERICA, Jesse	2001-02
RW HANNIGAN, Pat	1968-69	LW PRESTON, Yves	1978-79, 80-81	RW BROWN, Dave	1984-89, 92-95

ALL-TIME ROSTER (NUM.)

# POS. PLAYER	SEASON(S)	# POS. PLAYER	SEASON(S)	# POS. PLAYER	SEASON(S)
D BUSNIUK, Mike	1979-80	C GARDNER, Dave	1979-80	D FINLEY, Jeff	1993-94
D CARRUTHERS, Dwight	1967-68	D GAUTHIER, Denis	2005-08	RW GUAY, Paul	1983-84
C CUNNINGHAM, Jimmy	1977-78	D GODOENOUGH, Larry	1975-76	D HARRIS, Ted	1974-75
D EDESTRAND, Darryl	1969-70	RW GREIG, Mark	2000-01	D JOSEPH, Chris	1998-99
RW FLETT, Bill	1971-74	D HALE, Larry	1969-70	LW KOVALENKO, Andrei	1998-99
C FORSBERG, Peter	2005-07	D HUSKINS, Kent	2012-13	LW MacADAM, Al	1973-74
RW GILLEN, Don	1979-80	LW LEFEBVRE, Guillaume	2001-02	D MAIR, Jimmy	1970-71
LW HORACEK, Tony	1989-91	LW LINDBLOM, Oskar	2018-22	D McCARTHY, Kevin	1977-79
C HUBACEK, Petr	2000-01	LW LOMAKIN, Andrei	1991-93	D MURRAY, Terry	1975-77
C JOHNSON, Jimmy	1968-70	D MARGUNAS, Stewart	1993-95	RW PLANTE, Pierre	1971-72
LW KANE, Boyd	2003-04	D MANNING, Brandon	2012-18	LW PODIEN, Shjon	1994-99
D KORDIC, Dan	1995-99	C MEEHAN, Gerry	1968-69	D POTVIN, Jean	1971-73
C LAUGHTON, Scott	2012-22	LW MURRAY, Pat	1990-91	C PRIMEAU, Keith	1999-06
LW MacLEISH, Rick	1983-84	C SEDLAK, Lukas	2022	RW SALESKI, Don	1971-76
D MacSWEYN, Ralph	1970-71	LW SESTITO, Tom	2010-13	LW SCHULTZ, Dave	1971-72
RW McCARTHY, Sandy	1998-00	L/RWSINISALO, Ilkka	1981-90	LW STEVENS, Kevin	2000-01
RW MORRISON, Gary	1979-82	RW STANKIEWICZ, Myron	1968-69	C TALBOT, Maxime	2012-14
RW NOLET, Simon	1968-69	D SVOBODA, Petr	1995-99	LW THORESEN, Patrick	2007-08
RW PADDOCK, John	1976-77	D SYKORA, Michal	2000-01	LW vanRIEMSDYK, James	2018-23
RW SARRAZIN, Dick	1968-70	D VAANANEN, Ossi	2008-09	C WHITE, Ryan	2014-16
LW SECORD, Al	1988-89	D VANDERMEER, Jim	2002-04	C ZEEL, Peter	1984-88
RW SIKLENKA, Mike	2002-03	C WHITE, Todd	1999-00	26 C BUTSAYEV, Viacheslav	1993-94
RW SIROIS, Bob	1974-75	C WRIGHT, Larry	1975-76	D COLAIACOVO, Carlo	2014-15
D SMITH, Jason	2007-08	C ZHAMNOV, Alexei	2003-04	RW CROWE, Phil	1995-96
LW vanRIEMSDYK, James	2009-12	24 D BALL, Terry	1967-68, 69-70	RW DRUCE, John	1995-98
C WRIGHT, Larry	1975-76	D BOYNTON, Nick	2010-11	D EMINGER, Steve	2008-09
22 LW BENNETT, Harvey	1976-78	C DALLMAN, Rod	1991-92	LW FEDOTENKO, Ruslan	2000-02
C BUTSAYEV, Viacheslav	1992-93	RW DORNHOEFER, Gary	1967-76	D FOLIN, Christian	2018-19
RW BYERS, Mike	1968-69	D DYKHUIS, Karl	1994-97	D GUSTAFSSON, Erik	2011-14
C CORKUM, Bob	1995-96	LW GRATTON, Josh	2008-09	C HANDZUS, Michal	2002-06
LW DANIELS, Scott	1996-97	D HOFFMEYER, Bob	1981-82	C HOSTAK, Martin	1990-92
LW FITZPATRICK, Ross	1983-84	D/RW HOLT, Randy	1983-84	D HYNES, Gord	1992-93
D/LWFOLEY, Rick	1971-72	D JOSEPH, Chris	1997-98	C KINDRACHUK, Orest	1972-78
RW GORENCE, Tom	1978-82	LW KAPANEN, Sami	2002-08	C LINSEMAN, Ken	1978-82
C HOLMSTROM, Ben	2011-12	D MacSWEYN, Ralph	1971-72	D MODRY, Jaroslav	2007-08
C KENNEDY, Forbes	1967-70	D McALLISTER, Chris	2000-03	D PICARD, Alexandre	2006-07
RW KNUBLE, Mike	2005-09	G McLEOD, Don	1971-72	LW PROPP, Brian	1982-90
C LAMB, Mark	1993-95	LW MURRAY, Pat	1991-92	RW REID, Darren	2006-08
LW LEINO, Ville	2009-11	D MURRAY, Terry	1979-81	D SYVRET, Danny	2008-10, 12-13
LW LEMIEUX, Brendan	2023	RW READ, Matt	2011-18	D VANDERMEER, Jim	2007-08
C MONTGOMERY, Jim	1994-96	RW SARRAZIN, Dick	1971-72	LW ZEPEUKIN, Valeri	1998-00
RW NOLET, Simon	1967-68	D SEELER, Nick	2021-22	D ZETTLER, Rob	1993-95
RW PELUSO, Mike	2003-04	LW SMITH, Derrick	1984-91	27 LW AFANASENKOV, Dmitry	2006-07
D RICHARDSON, Luke	1997-02	D SMITH, Steve	1981-82	RW BAILEY, Justin	2018-19
D SCHENN, Luke	2012-16	LW VOPAT, Roman	1998-99	LW COWICK, Bruce	1973-74
LW SCHOCK, Danny	1970-71	C VOROBYEV, Mikhail	2018-20	RW DOWNIE, Steve	2007-09
D ST.JACQUES, Bruno	2002-03	D WILKIE, Bob	1993-94	D ERIKSSON, Thomas	1983-86
RW SWARBRICK, George	1970-71	D ZALAPSKI, Zarley	1999-00	D GERVAIS, Bruno	2012-13
RW TOCCHET, Rick	1984-92	D ZEIDEL, Larry	1967-69	C GORDON, Boyd	2016-17
RW WEISE, Dale	2016-19	25 C ACTON, Keith	1988-93	G HEXTALL, Ron	1986-92, 94-99
D YUSHKEVICH, Dmitry	2002-03	LW ADAMS, Greg	1981-82	LW HLAVAC, Jan	2001-02
23 D BARNES, Norm	1976-77	D BARNES, Norm	1979-81	RW LEACH, Reggie	1974-75, 80-81
D BLADON, Tom	1976-79	D BROSSART, Willie	1970-71	D McGILL, Ryan	1992-94
RW COLLINS, Bill	1976-77	D CARLE, Matt	2008-12	C PYORALA, Mika	2009-10
C DROLET, Rene	1971-72	C COUSINS, Nick	2014-17	C ROBITAILLE, Randy	2006-07
RW ELLISON, Matt	2005-06	D DUCHESNE, Steve	1998-99	C SAVAGE, Andre	2002-03
C EVANS, John	1978-79, 80-81	C EVANS, John	1982-83	C SITTLER, Darryl	1983-84



ALL-TIME ROSTER (NUM.)

POS. PLAYER SEASON(S)

RW	STEVENSON, Turner	2005-06
C	TALBOT, Maxime	2011-14
28 D	BOTELL, Mark	1981-82
D	BOWEN, Jason	1992-95
C	BUREAU, Marc	1998-00
D	BUSNIUK, Mike	1980-81
RW	CALLANDER, Drew	1976-79
D	DUCHESNE, Steve	1991-92
D	DUPONT, Andre	1972-73
RW	GIROUX, Claude	2008-22
LW	HILL, Al	1986-87
LW	KANE, Boyd	2006-08
D	KUKKONEN, Lasse	2006-08
G	LEMELIN, Rejean (DNP)	1977-78
C	MANDERVILLE, Kent	1999-02
LW	PATERSON, Joe	1985-86
D	PRINTZ, David	2005-06
D	RAGNARSSON, Marcus	2002-04
D	SAMUELSSON, Kjell	1986-92, 95-98
D	SEIDENBERG, Dennis	2005-06
D	STANLEY, Daryl	1983-84
RW	VERVERGAERT, Dennis	1978-80
29 D	CARKNER, Terry	1988-93
D/LW	COCHRANE, Glen	1982-85
C	CRISP, Terry	1972-73
LW	DEAN, Barry	1977-79
D	DYKHUIS, Karl	1998-00
G	EMERY, Ray	2009-10, 13-16
LW	FEDORUK, Todd	2000-04, 06-07
LW	FOTIU, Nick	1987-88
D	GOODENOUGH, Larry	1975-76
D	GUENIN, Nate	2007-09
D	GUSTAFSSON, Erik	2012-13
D	JONES, Randy	2005-06
D	McGILL, Ryan	1994-95
D	McLHARGAY, Jack	1974-77, 79-81
LW	ODJICK, Gino	1999-01
D	ODUYA, Johnny	2017-18
C	OTTO, Joel	1995-98
D	PICARD, Alexandre	2006-07
D	RACINE, Yves	1993-94
D	STANLEY, Daryl	1985-87
LW	VOPAT, Roman	1998-99
LW	ZOLNIERCZYK, Harry	2011-13
30 G	BACKLUND, Johan	2009-12
G	BELHUMEUR, Michel	1972-73
G	BRYZAGALOV, Ilya	2011-13
G	GAMBLE, Bruce	1970-72
G	GILLOW, Russ (DNP)	1971-72
G	HOFFORT, Bruce	1990-92
G	INNESS, Gary	1975-77
G	JENSEN, Darren	1985-86
G	McLEOD, Don	1971-72
G	NEUWIRTH, Michal	2016-19
G	NIITYMAKI, Antero	2003-09
G	PARENT, Bernie	1967-71
G	SETTLEMYRE, Dave (DNP)	1989-90

POS. PLAYER SEASON(S)

G	SNOW, Garth	1995-98
G	SODERSTROM, Tommy	1992-94
G	ST.CROIX, Rick	1977-83
G	TAYLOR, Bobby	1971-76
G	YOUNG, Wendell	1987-88
31 D	BATHE, Frank	1978-83
G	LINDBERGH, Pelle	1981-86
G	MYRE, Phil	1979-81
LW	RITCHIE, Bob	1976-77
32 D	BAST, Ryan	1998-00
LW	BERUBE, Craig	1999-00
RW	BROWN, Dave	1982-83
G	CECHMANEK, Roman	2000-03
LW	COTE, Riley	2007-09
LW/C	CRAVEN, Murray	1984-91
C	DUNLOP, Blake	1977-79
LW	FITZPATRICK, Ross	1982-83
D	GRENIER, Martin	2006-08
LW	LACROIX, Daniel	1996-98
D	MANNING, Brandon	2012-13
RW	PADDOCK, John	1982-83
G	SANDSTROM, Felix	2020-22
LW	SESTITO, Tom	2011-13
C	SHARP, Patrick	2003-04
D	STREIT, Mark	2013-17
RW	WINNES, Chris	1993-94
33 G	BACASHIHUA, Jason (DNP)	2011-12
G	BLOSKI, Mike (DNP)	1985-86
G	BOUCHER, Brian	1999-02, 2009-11
G	BURKE, Sean	1997-98, 2003-04
LW	COTE, Riley	2006-07
G	ERSSON, Samuel	2022-23
G	HACKETT, Jeff	2003-04
G	HEETER, Calvin	2013-14
G	JENSEN, Darren	1984-85
G	LaFOREST, Mark	1987-89
G	LAROCQUE, Michel	1982-84
G	MRAZEK, Jerome	1975-76
G	PEETERS, Pete	1978-82, 89-91
G	PICKARD, Calvin	2018-19
G	RESCH, Glenn	1985-87
G	ROUSSEL, Dominic	1991-96, 96-97
G	TALBOT, Cam	2018-19
34 D	BAILEY, Reid	1980-81
RW	BARRIE, Len	1992-93
LW	BERUBE, Craig	1986-88
D	BOWEN, Jason	1996-97
LW	BRICKLEY, Andy	1982-83
C	DOWD, Jim	2007-08
LW	FITZPATRICK, Ross	1984-85
LW	GILLIS, Jere	1986-87
RW	GUAY, Paul	1984-85
RW	HARDING, Jeff	1988-90
D	HOFFMEYER, Bob	1982-83
C	HOLMSTROM, Ben	2010-12
D	KONAN, Matt	2012-13
G	LYON, Alex	2018-21

POS. PLAYER SEASON(S)

C	MacNEIL, Ian	2002-03
G	McLEOD, Don	1971-72
D	MEYER, Freddy	2005-07
G	MRAZEK, Petr	2017-18
D	PATTERSON, Dennis	1979-80
C	POULIN, Dave	1982-83
D	RICHTER, Dave	1985-86
D	ROOT, Bill	1987-88
C	SEMENOV, Anatoli	1995-96
D	STANLEY, Daryl	1984-85
G	VANBIESBROUCK, John	1998-00
C	WILLIAMS, Gordie	1982-83
35 D	BAILEY, Reid	1981-82
G	BEAUREGARD, Stephane	1992-93
G	BELHUMEUR, Michel	1972-73
G	BOBROVSKY, Sergei	2010-12
G	CARON, Sebastien (DNP)	2009-10
G	CHABOT, Frederic	1993-94
D/LW	COCHRANE, Glen	1983-84
G	DUCHESNE, Jeremy	2009-10
G	FOSTER, Norm (DNP)	1993-94
G	FROESE, Bob	1982-87
G	GREENLAY, Mike (DNP)	1994-95
D	HOFFMEYER, Bob	1982-83
G	HOULE, Martin	2006-08
G	JONES, Martin	2021-22
G	KUNTAR, Les (DNP)	1994-95
G	LITTLE, Neil	1996-04
G	MASON, Steve	2012-17
RW	MICHAYLUK, Dave	1981-82
G	STEPHENSON, Wayne	1974-79
G	STORR, Jamie (DNP)	2005-06
C	TAYLOR, Mark	1981-82
C	WILLIAMS, Gordie	1981-82
G	WREGGET, Ken	1988-92
36 LW	ADAMS, Greg	1980-81
RW	ALLISON, Ray	1986-87
D	BAILEY, Reid	1981-82
RW	BOULERICE, Jesse	2007-08
C	CLARKE, Bobby	1981-82
RW	ELLISON, Matt	2006-07
LW	FAUST, Andre	1992-94
RW	GORENCE, Tom	1982-83
C	HACHBORN, Len	1983-84
LW	HILL, Al	1987-88
RW	KAVANAGH, Pat	2005-06
LW	KUSHNER, Dale	1989-90
RW	LACOMBE, Normand	1989-90
D	McCARTHY, Kevin	1985-87
C	McDONALD, Colin	2015-17
LW	MOKOSAK, Carl	1985-86
C	POWE, Darroll	2008-11
C	RINALDO, Zac	2010-15
D	ROBERTS, Gordie	1987-88
D	RUMBLE, Darren	1990-91
LW	SANDIN, Linus	2021-22
D	SEIDENBERG, Dennis	2002-04

ALL-TIME ROSTER (NUM.)

#	POS.	PLAYER	SEASON(S)	#	POS.	PLAYER	SEASON(S)	#	POS.	PLAYER	SEASON(S)
	C	WALZ, Wes	1991-93		LW	ZUBRUS, Dainius	1996-97		D	MEYER, Freddy	2003-04
37	D	ANDERSON, Shawn	1994-95	43	G	BIRON, Martin	2006-09		D	ROOT, Bill	1987-88
	C	BERGLUND, Bo	1985-86		D	BOURDON, Marc-Andre	2011-12		LW	SIMPSON, Reid	1991-92
	D	DESJARDINS, Eric	1994-06		D	DELMORE, Andy	1998-01	49	C	CATES, Noah	2021-22
	G	ELLIOTT, Brian	2017-21		C	FLOCKHART, Ron	1980-82		G	D'AMOUR, Marc	1988-89
	C	FREER, Mark	1986-92		LW	HORACEK, Tony	1991-92		LW	FARABEE, Joel	2019-20
LW	HILL, Al	1976-80			D	JONSSON, Lars	2006-08			GILMOUR, Darryl (DNP)	1987-88
LW	KALINSKI, Jon	2009-11			D	MALGUNAS, Stewart	1993-94		G	LEIGHTON, Michael	2006-07, 09-13
	C	LAMOUREUX, Mitch	1987-89		D	SKOLNEY, Wade	2005-06		G	LYON, Alex	2017-18
	D	ROSEHILL, Jay	2012-15		RW	VERVERGAERT, Dennis	1978-79		G	OUELLET, Maxime	2000-01
	C	TOOKEY, Tim	1986-87		C	VILGRAIN, Claude	1993-94		G	PELLETIER, Jean-Marc	1998-00
38	C	BROWN, Patrick	2021-23		D	MANNING, Brandon	2014-18		LW	SAVAGE, Brian	2005-06
	RW	HARTMAN, Ryan	2018-19	44	D	BABYCH, Dave	1997-99	50	D	GINNING, Adam	2023-24
	RW	HEALY, Paul	1996-98		D/LW	WCOCHRANE, Glen	1980-81		D	MORIN, Samuel	2016-17
	D	LAURIDSEN, Oliver	2012-15		D	CRONIN, Shawn	1992-93		D	SANDELIN, Scott	1990-91
	C	PLANTE, Derek	2000-01			LW DESLAURIERS, Nicolas	2022-23	51	C	FILPPULA, Valtteri	2016-18
	C	WASHBURN, Steve	1999-00, 2000-01		D	EATON, Mark	1999-00		D	FRITTSCH, Jamie	2008-09
39	D	FENYVES, Dave	1987-92		D	FOSTER, Corey	1991-92		D	JONES, Randy	2003-04
	LW	FITZPATRICK, Ross	1985-86		D	HUBER, Willie	1987-88		C	SHARP, Patrick	2002-03
	LW	GOULBOURNE, Tyrell	2018-19		D	NIINIMAA, Janne	1996-98	52	C	COUSINS, Nick	2014-17
	D	LANK, Jeff	1999-00		D	PITKANEN, Joni	2003-07		LW	FEDORUK, Todd	2000-01
	G	MOORE, Robbie	1978-80		C	SEMENTOV, Anatoli	1994-95			RW FOERSTER, Tyson	2023-24
	C	MURRAY, Marty	2001-03		C	STOCK, P.J.	2000-01		LW	GRANT, Tristen	2006-08
	C	MURRAY, Mike	1987-88		C	STOTHERS, Mike	1984-88	53	D	BOWEN, Jason	1995-96
	D	PROSSER, Nate	2020-21		C	THOMPSON, Nate	2021-22		D	GOSTISBEHERE, Shayne	2014-21
40	LW	BOIVIN, Claude	1991-92		D	TIMONEN, Kimmo	2007-14		RW	TOLPEKO, Denis	2007-08
	D	BRIMANIS, Aris	1993-96		C	VARONE, Phil	2018-19	54	LW	LINDBLOM, Oskar	2017-18
	D	CHYCHRUN, Jeff	1986-87	45	RW	ASHAM, Aaron	2008-10		D	PRINTZ, David	2006-07
	G	HUTTON, Carter (DNP)	2009-10		LW	DIONNE, Gilbert	1994-96		RW	WESENBERG, Brian	1998-00
	C	LECAVALIER, Vincent	2013-16		C	FREER, Mark	1987-88		D	ZAMULA, Egor	2020-21
	RW	MELOCHE, Eric	2006-07		RW	JENSEN, Chris	1989-91	55	RW	BRENDL, Pavel	2001-03
	C	PROSPAL, Vaclav	2007-08		D	O'NEILL, Will	2017-18		LW	EAGER, Ben	2005-08
	RW	RUZICKA, Stefan	2005-06		D	PICARD, Alexandre	2006-08		C	GRATTON, Chris	1997-98
	D	SLOANE, David	2008-09		C	PROSPAL, Vaclav	1996-97		D	MARKOV, Danny	2003-04
	D	SMYTH, Greg	1986-87		LW	SHELLEY, Jody	2010-13		LW/D	MORIN, Samuel	2020-22
	C	WEAL, Jordan	2015-19		D	SLANEY, John	2003-04		D	RISTOLAINEN, Rasmus	2022-23
	LW	ZENT, Jason	1998-00		D	YORK, Cam	2020-21		D	SAMUELSSON, Ulf	1999-00
41	D	ALBERTS, Andrew	2008-09	46	C	BIGGS, Don	1989-90		D	SCHULTZ, Nick	2014-17
	G	BURKE, Sean	2003-04		RW	BRINK, Bobby	2021-22		D	TOLLEFSEN, Ole-Kristian	2009-10
	D	HOLAN, Milos	1993-94		RW	CONROY, Al	1991-93	56	LW	GOULBOURNE, Tyrell	2017-18
	D	MESZAROS, Andrej	2010-14		RW	DANIELS, Kimbi	1990-91		RW	GIROUX, Claude	2007-08
	LW	MULVENNA, Glenn	1992-93		LW	GRATTON, Josh	2005-06		D	GUSTAFSSON, Erik	2020-21
	LW	PEDERSON, Mark	1990-91		LW	KALINSKI, Jon	2008-09		G	McKENNA, Mike	2018-19
	D	PICARD, Alexandre	2005-07		D	MARSHALL, Kevin	2011-12	57	RW	ALLISON, Wade	2020-21
	D	STEVENS, John	1986-88		D	TIMONEN, Jussi	2006-07	58	LW	ARMSTRONG, BillH.	1990-92
	G	STOLARZ, Anthony	2016-19	47	D	ATTARD, Ronnie	2021-22		C	LACZYNSKI, Tanner	2020-21
42	C	AKESON, Jason	2012-15		D	HUBER, Willie	1987-88		LW	LEIER, Taylor	2015-17
	LW	BERANEK, Josef	1992-95		LW	JONES, Brad	1991-92	59	C	CATES, Jackson	2020-21
	C	BERGEN, Todd	1984-85		RW	LAW, Kirby	2000-01, 2002-04		D	FRIEDMAN, Mark	2018-19
	G	ESCHE, Robert	2002-07		D	MacDONALD, Andrew	2013-19	60	RW	RADUNS, Nate	2008-09
	RW	HODGSON, Hayden	2021-22		D	SABOL, Shaun	1989-90	61	D	BRAUN, Justin	2019-22, 22-23
	D	MANTHA, Moe	1991-92		D	SBISA, Luca	2008-09		D	MYERS, Philippe	2018-19
	LW	NACHBAUR, Don	1985-90		LW	WELLWOOD, Eric	2010-13		C	YORK, Mike	2006-07
	LW	PICARD, Michel	2000-01	48	C	BRIERE, Danny	2007-13	62	RW	AUBE-KUBEL, Nicolas	2018-22
	RW	ROMANIUK, Russ	1995-96		D	FORBES, Colin	1996-97		D	LATAL, Jiri	1989-90
	C	ROSS, Jared	2008-10		C	FROST, Morgan	2019-20		RW	LYCKSELL, Olle	2022-23
	D	ST.JACQUES, Bruno	2001-02		D	HAGG, Robert	2016-17	64	RW	SUSHKO, Maksim	2020-22



ALL-TIME ROSTER (NUM.)

#	POS.	PLAYER	SEASON(S)
65	LW	GREENTREE, Kyle	2007-08
	D	GUENIN, Nate	2006-07
66	LW	DUPRE, Yanick	1991-92
67	G	MUNROE, Scott(DNP)	2006-09
68	G	HOFFORT, Bruce	1989-90
	RW	JAGR, Jaromir	2011-12
	RW	LACOMBE, Normand	1989-90
70	LW	MARTEL, Danick	2017-18
	D	RISTOLAINEN, Rasmus	2021-22
71	C	WILLMAN, Maxwell	2021-22
72	RW	KASE, David	2019-21
	G	ZEPP, Rob	2014-15
73	C	DESNOYERS, Elliot	2023-**
74	RW	TIPPETT, Owen	2021-**
	RW	VECCHIONE, Mike	2016-17
75	D	GILL, Hal	2013-14
76	LW	RATCLIFFE, Isaac	2021-22
	C	VANDELDELDE, Chris	2013-17
77	D	COFFEY, Paul	1996-98
	D	DeANGELO, Tony	2022-23
	C	GRATTON, Chris	1998-99
	C	OATES, Adam	2001-02
	D	PARENT, Ryan	2006-10
	D	ZHITNIK, Alexei	2006-07
78	LW	BELLEMARE, Pierre-Edouard	2014-17
79	G	HART, Carter	2018-**
81	LW	TWARYNSKI, Carsen	2019-21
82	C	BUNNAMAN, Connor	2019-22
84	D	HOGBERG, Linus	2022
86	LW	FARABEE, Joel	2020-**
87	LW	BRASHEAR, Donald	2001-06
88	C	LINDROS, Eric	1992-00
89	RW	ATKINSON, Cam	2021-**
	C	COMRIE, Mike	2003-04
92	RW	TOCCHET, Rick	1999-02
93	C	NEDVED, Petr	2005-07
	RW	VORACEK, Jakub	2011-21
	RW	ZHERDEV, Nikolay	2010-11
94	D	ELLIS, Ryan	2021-**
97	C	ROENICK, Jeremy	2001-04

OCTOBER 18, 1967: Acquired Rosaire Paiement from Boston in exchange for a first-round selection (4th overall – Rick MacLeish) in the 1970 NHL Draft.

OCTOBER 23, 1967: Acquired Larry Zeidel from Cleveland (AHL) in exchange for Cash.

FEBRUARY 27, 1968: Acquired Art Stratton from Pittsburgh in exchange for Wayne Hicks.

MAY 20, 1968: Acquired Earl Heiskala from Seattle in exchange for Art Stratton and John Hanna.

JUNE 11, 1968: Acquired Darryl Edestrand and Jerry Melnyk from St. Louis in exchange for Lou Angotti and Ian Campbell.

MARCH 2, 1969: Acquired Bill Sutherland, Gerry Meehan, and Mike Byers from Toronto in exchange for Brit Selby and Forbes Kennedy.

MAY 14, 1969: Acquired Wayne Hillman from Minnesota for John Mizzuk; Acquired Cash from St. Louis in exchange for Ron Buchanan.

JUNE 6, 1969: Acquired Reggie Flemming from NY Rangers in exchange for Don Blackburn and Leon Rochefort.

JUNE 10, 1969: Acquired Cash from Minnesota in exchange for Bob Barlow.

JUNE 12, 1969: Acquired Jean-Guy Gendron from Montreal in exchange for Cash.

MAY 20, 1970: Acquired Brent Hughes from Los Angeles in exchange for Mike Byers.

MAY 22, 1970: Acquired Barry Ashbee from Hershey (AHL) in exchange for Darryl Edestrand and Larry McKillop.

JUNE 11, 1970: Acquired George Swarbrick from Pittsburgh in exchange for Terry Ball.

JANUARY 31, 1971: Acquired Rick MacLeish and Danny Schock from Boston in exchange for Mike Walton.

JANUARY 31, 1971: Acquired Mike Walton, Bruce Gamble, and a first-round selection (9th overall – Pierre Plante) from Toronto in exchange for Bernie Parent and a second-round selection (22nd overall – Rick Kehoe) in the 1971 NHL Draft.

JUNE 13, 1971: Acquired Larry Mickey from Los Angeles in exchange for Larry Hillman.

OCTOBER 15, 1971: Acquired Rick Foley from Chicago in exchange for Andre Lacroix.

NOVEMBER 16, 1971: Acquired Larry Keenan from Buffalo in exchange for Larry Mickey.

JANUARY 28, 1972: Acquired Bill Flett, Ed Joyal, Ross Lonsberry, and Jean Potvin from Los Angeles in exchange for Serge Bernier, Jimmy Johnson, and Bill Lesuk

AUGUST 3, 1972: Acquired John McKenzie from Boston in exchange for Cash.

DECEMBER 14, 1972: Acquired Andre Dupont and a third-round selection (40th overall – Bob Stumpf) in the 1973 NHL Draft from St. Louis in exchange for Brent Hughes and Pierre Plante.

MARCH 5, 1973: Acquired Terry Crisp from NY Islanders in exchange for Jean Potvin and a player to be named later (Glen Irwin).

MAY 15, 1973: Acquired Toronto's rights to Bernie Parent and a second-round selection (20th overall – Larry Goodenough) from Toronto in exchange for a first-round selection (10th overall – Bob Neely) in the 1973 NHL Draft and future considerations (Doug Favell).

MAY 15, 1973: Acquired Serge Lajeunesse from Detroit in exchange for Rick Foley.

MAY 23, 1973: Acquired Cash from Toronto in exchange for Willie Brossart.

MAY 25, 1973: Acquired Bruce Cowick from San Diego (WHL) in exchange for Bob Currier, Tom Trevelyan, and Bob Hurlbust.

JULY 27, 1973: Sent Doug Favell to Toronto to complete May 15, 1973 trade.

MAY 24, 1974: Acquired Reggie Leach from California in exchange for Larry Wright, Al MacAdam, and a first-round selection (17th overall – Ron Chipperfield) in the 1974 NHL Draft.

MAY 27, 1974: Acquired Dave Fortier and Randy Osburn from

Toronto in exchange for Bill Flett.

SEPTEMBER 16, 1974: Acquired Wayne Stephenson from St. Louis in exchange for Philadelphia's rights to Randy Andrechuk and a second-round selection (36th overall – Jamie Masters) in the 1975 NHL Draft.

SEPTEMBER 16, 1974: Acquired Ted Harris from St. Louis in exchange for Cash.

DECEMBER 11, 1974: Acquired Ron Chipperfield from California in exchange for George Pesut.

JUNE 4, 1975: Acquired a first-round selection (1st overall – Mel Bridgman) from Washington in exchange for Bill Clement, Don McLean, and a first-round selection (18th overall – Alex Forsyth) in the 1975 NHL Draft.

DECEMBER 15, 1975: Acquired a player to be named later (John Paddock) from Washington in exchange for Bob Sirois.

MARCH 9, 1976: Acquired Gary Inness from Pittsburgh in exchange for Bobby Taylor and Ed Van Impe.

SEPTEMBER 29, 1976: Acquired a fourth-round selection (67th overall – Yves Guillemette) in the 1977 NHL Draft and a second-round selection – later transferred to Colorado (27th overall – Merlin Malinowski) in the 1978 NHL Draft from Los Angeles in exchange for Dave Schultz.

NOVEMBER 24, 1976: Acquired Harvey Bennett from Washington in exchange for Cash.

DECEMBER 4, 1976: Acquired Cash from Washington in exchange for Bill Collins.

JANUARY 20, 1977: Acquired Bob Dailey from Vancouver in exchange for Larry Goodenough and Jack McIlhargey.

FEBRUARY 17, 1977: Acquired Rick Lapointe and Mike Korney from Detroit in exchange for Terry Murray, Bob Ritchie, Steve Coates, and Dave Kelly.

JUNE 17, 1977: Acquired future considerations (Paul Evans) from Los Angeles in exchange for Steve Short.

AUGUST 5, 1977: Acquired Barry Dean from Colorado in exchange for Mark Suzor.

OCTOBER 28, 1977: Acquired Blake Dunlop and a third-round selection (37th overall – Gord Salt) in the 1978 NHL Draft from Minnesota in exchange for Harvey Bennett.

NOVEMBER 1, 1977: Acquired Terry Murray from Detroit in exchange for Cash.

NOVEMBER 3, 1977: Acquired Paul Evans from Los Angeles to complete June 17, 1977 trade.

JUNE 2, 1978: Acquired a first-round selection (7th overall – Ken Linseman) in the 1978 NHL Draft from NY Rangers in exchange for Fred Shero.

JUNE 14, 1978: Acquired a first-round selection (6th overall – Behn Wilson) in the 1978 NHL Draft and future considerations from Pittsburgh in exchange for Tom Bladon, Ross Lonsberry, and Orest Kindrachuk.

AUGUST 31, 1978: Acquired Cash from Colorado in exchange for Joe Watson.

DECEMBER 29, 1978: Acquired Dennis Ververgaert from Vancouver in exchange for Drew Callander and Kevin McCarthy.

MARCH 3, 1979: Acquired future considerations from Colorado in exchange for Don Saleski.

JUNE 7, 1979: Acquired Phil Myre from St. Louis in exchange for Blake Dunlop and Rick Lapointe.

AUGUST 16, 1979: Acquired a third-round selection (47th overall – Barry Tabobondung) in the 1981 NHL Draft from Washington in exchange for Wayne Stephenson.

SEPTEMBER 4, 1979: Acquired a fifth-round selection (65th overall – Dave Michayluk) in the 1981 NHL Draft from Detroit in exchange for Dennis Sobchuk.

JANUARY 2, 1980: Acquired Jack McIlhargey from Vancouver in exchange for Cash.

JUNE 11, 1980: Acquired Ron Areshenkoff and a 10th-round selection (195th overall – Bob O'Brien) in the 1980 NHL Draft from Edmonton in exchange for Barry Dean.

AUGUST 11, 1980: Acquired Cash from Quebec in exchange for John Paddock.



ALL-TIME TRADES

AUGUST 21, 1980: Acquired a third-round selection (47th overall – Bill Campbell) in the 1982 NHL Draft from Washington in exchange for Bob Kelly.

SEPTEMBER 15, 1980: Acquired a seventh-round selection (137th overall – Vladimir Svitek) in the 1981 NHL Draft and Cash from Quebec in exchange for Andre Dupont.

NOVEMBER 21, 1980: Acquired a second-round selection – later transferred to Toronto (25th overall – Peter Ilnacák) in the 1982 NHL Draft from Hartford in exchange for Norm Barnes and Jack McIlhargey.

FEBRUARY 26, 1981: Acquired Cash from Colorado in exchange for Phil Myre.

JULY 3, 1981: Acquired Ray Allison, Fred Arthur, a first-round selection (4th overall – Ron Sutter), and a third-round selection (46th overall – Miroslav Dvorak) from Hartford in exchange for Rick MacLeish, Blake Wesley, Don Gillen, a first-round selection (14th overall – Paul Lawless), a second-round selection (35th overall – Mark Paterson), and a third-round selection (56th overall – Kevin Dineen) in the 1982 NHL Draft.

NOVEMBER 11, 1981: Acquired Brad Marsh from Calgary in exchange for Mel Bridgman.

JANUARY 20, 1982: Acquired Darryl Sittler from Toronto in exchange for Rick Costello, a second-round selection (25th overall – Peter Ilnacák) in the 1982 NHL Draft, and future considerations (Ken Strong).

JUNE 9, 1982: Acquired Brad McCrimmon from Boston in exchange for Pete Peeters.

AUGUST 20, 1982: Acquired Mark Howe and a third-round selection (44th overall – Derrick Smith) from Hartford in exchange for Greg Adams, Ken Linseman, a first-round selection (20th overall – David Jensen), and a third-round selection (61st overall – Leif Karlsson) in the 1983 NHL Draft.

OCTOBER 22, 1982: Acquired Bob Hoffmeyer from Edmonton in exchange for Peter Dineen.

JANUARY 11, 1983: Acquired Michel Larocque from Toronto in exchange for Rick St. Croix.

JUNE 8, 1983: Acquired Doug Crossman and a second-round selection (27th overall – Scott Mellanby) in the 1984 NHL Draft from Chicago in exchange for Behn Wilson.

OCTOBER 23, 1983: Acquired Rich Sutter, a second-round selection (22nd overall – Greg Smyth), and a third-round selection (43rd overall – David McLay) from Pittsburgh in exchange for Andy Brickley, Mark Taylor, Ron Flockhart, a first-round selection (16th overall – Roger Belanger), and a third-round selection – later transferred to Vancouver (58th overall – Mike Stevens) in the 1984 NHL Draft.

JANUARY 5, 1984: Acquired Cash from St. Louis in exchange for Michel Larocque.

JANUARY 8, 1984: Acquired future considerations from Detroit in exchange for Rick MacLeish.

FEBRUARY 23, 1984: Acquired Minnesota's rights to Paul Guay and a third-round selection (48th overall – Darryl Gilmour) in the 1985 NHL Draft from Minnesota in exchange for Paul Holmgren.

SEPTEMBER 27, 1984: Acquired future considerations from New Jersey in exchange for Sam St. Laurent.

OCTOBER 10, 1984: Acquired Joe Paterson and Murray Craven from Detroit in exchange for Darryl Sittler.

OCTOBER 16, 1984: Acquired Tim Young from Winnipeg in exchange for future considerations.

MARCH 12, 1985: Acquired a third-round selection – later transferred to Vancouver (49th overall – Don Gibson) in the 1986 NHL Draft from Vancouver in exchange for Glen Cochrane.

OCTOBER 11, 1985: Acquired Steve Seguin and a second-round selection (23rd overall – Jukka Seppö) from Los Angeles in exchange for Paul Guay and a fourth-round selection – later reacquired by Philadelphia (83rd overall – Mark Bar) in the 1986 NHL Draft.

NOVEMBER 29, 1985: Acquired Bo Berglund and Dave Richter from Minnesota in exchange for Ed Hospodar and Todd Bergen.

DECEMBER 6, 1985: Acquired Cash from Los Angeles in exchange for Len Hachborn.

DECEMBER 18, 1985: Acquired a fourth-round selection (83rd overall – Mark Bar) in the 1986 NHL Draft from Los Angeles in

exchange for Joe Paterson.

MARCH 11, 1986: Acquired Glenn "Chico" Resch from New Jersey in exchange for a third-round selection (62nd overall – Marc Laniel) in the 1986 NHL Draft.

JUNE 6, 1986: Acquired J.J. Daigneault, a second-round selection (28th overall – Kent Hawley) in the 1986 NHL Draft, and a fifth-round selection – later transferred to Vancouver (87th overall – Sean Fabian) in the 1987 NHL Draft from Vancouver in exchange for Rich Sutter, Dave Richter, and a third-round selection (49th overall – Don Gibson) in the 1986 NHL Draft.

JUNE 21, 1986: Acquired Mike Murray from NY Islanders in exchange for a fifth-round selection (104th overall – Todd McLellan) in the 1986 NHL Draft.

OCTOBER 30, 1986: Acquired Dom Campedelli from Montreal in exchange for Andre Villeneuve.

DECEMBER 18, 1986: Acquired Kjell Samuelsson and a second-round selection (34th overall – Patrik Juhlin) in the 1989 NHL Draft from NY Rangers in exchange for Bob Frose.

MARCH 9, 1987: Acquired Jeff Brubaker from Edmonton in exchange for Dom Campedelli.

JUNE 13, 1987: Acquired Mark LaForest from Detroit in exchange for a second-round selection (41st overall – Bob Wilkie) in the 1987 NHL Draft.

JULY 21, 1987: Acquired Cash from NY Rangers in exchange for Jeff Brubaker.

AUGUST 26, 1987: Acquired a first-round selection – later transferred to Toronto (21st overall – Steve Bancroft) in the 1989 NHL Draft and a third-round selection (63rd overall – Dominic Roussel) in the 1988 NHL Draft from Calgary in exchange for Brad McCrimmon.

AUGUST 31, 1987: Acquired Wendell Young and a third-round selection (44th overall – Kimbi Daniels) in the 1990 NHL Draft from Vancouver in exchange for Darren Jensen and Daryl Stanley.

DECEMBER 4, 1987: Acquired a fifth-round selection – later transferred to Minnesota (87th overall – Pat McLeod) in the 1989 NHL Draft in exchange for Mike Stothers.

JANUARY 22, 1988: Acquired Paul Lawless from Hartford in exchange for Lindsay Carson.

FEBRUARY 9, 1988: Acquired Gordie Roberts from Minnesota in exchange for a fourth-round selection (75th overall – Jean-Francois Quintin) in the 1989 NHL Draft.

MARCH 1, 1988: Acquired Willie Huber from Vancouver in exchange for Paul Lawless and a fifth-round selection (92nd overall – Peter White) in the 1989 NHL Draft.

MARCH 8, 1988: Acquired a fifth-round selection – later upgraded to a fourth-round selection (72nd overall – Reid Simpson) in the 1989 NHL Draft from St. Louis in exchange for Gordie Roberts.

JUNE 21, 1988: Acquired Mike Stothers from Toronto in exchange for Bill Root.

JULY 25, 1988: Acquired Terry Carkner from Quebec in exchange for Greg Smyth and a third-round selection (54th overall – John Tanner) in the 1989 NHL Draft.

SEPTEMBER 1, 1988: Acquired a third-round selection (47th overall – Chris Therien) from Pittsburgh in exchange for Wendell Young and a seventh-round selection (130th overall – Mika Valila) in the 1990 NHL Draft.

SEPTEMBER 28, 1988: Acquired Chris Jensen from NY Rangers in exchange for Michael Boyce.

SEPTEMBER 29, 1988: Acquired Jay Wells from Los Angeles in exchange for Doug Crossman.

NOVEMBER 7, 1988: Acquired Scott Sandelin from Montreal in exchange for J.J. Daigneault.

NOVEMBER 29, 1988: Acquired Mike Bullard from St. Louis in exchange for Peter Zedel.

DECEMBER 8, 1988: Acquired Moe Mantha from Minnesota in exchange for a fifth-round selection (87th overall – Pat McLeod) in the 1989 NHL Draft.

DECEMBER 12, 1988: Acquired Steve Fletcher from Winnipeg in exchange for future considerations.

FEBRUARY 7, 1989: Acquired Al Secord from Toronto in ex-

change for a fifth-round selection (96th overall – Keith Carney) in the 1989 NHL Draft.

FEBRUARY 7, 1989: Acquired Keith Acton and a sixth-round selection (122nd overall – Dmitry Yushkevich) in the 1991 NHL Draft from Edmonton in exchange for Dave Brown.

MARCH 6, 1989: Acquired Ken Wreggett from Calgary in exchange for two first-round selections (12th overall – Rob Pearson; 21st overall – Steve Bancroft) in the 1989 NHL Draft.

JULY 21, 1989: Acquired future considerations from Winnipeg in exchange for Shawn Cronin.

AUGUST 28, 1989: Acquired Toronto's rights to Jiri Latal from Toronto in exchange for a seventh-round selection – later reacquired by Philadelphia (138th overall – Andrei Lomakin) in the 1991 NHL Draft.

SEPTEMBER 8, 1989: Acquired a sixth-round selection – later upgraded to a fifth-round selection and transferred to Winnipeg (91st overall – Juha Ylonen) – and a seventh-round selection (138th overall – Andrei Lomakin) in the 1991 NHL Draft from Toronto in exchange for Mark LaForest.

SEPTEMBER 28, 1989: Acquired future considerations from Winnipeg in exchange for Pete Peeters and Keith Acton.

OCTOBER 3, 1989: Acquired Pete Peeters and Keith Acton from Winnipeg in exchange for a fifth-round selection (91st overall – Juha Ylonen) and the cancellation of future considerations owed to Philadelphia from the July 21, 1989 trade.

JANUARY 5, 1990: Acquired Norman Lacombe from Edmonton in exchange for Edmonton's choice of either a fourth-round selection in the 1990 NHL Draft or a fourth-round selection in the 1991 NHL Draft. Edmonton exercised the 1990 option (67th overall – Joel Blain).

JANUARY 16, 1990: Acquired Ken Linseman from Boston in exchange for Dave Poulin.

MARCH 2, 1990: Acquired a second-round selection (42nd overall – Terran Sandwith) in the 1990 NHL Draft from Boston in exchange for Brian Propp.

MARCH 5, 1990: Acquired Kevin Maguire and a second-round selection (40th overall – Mikael Renberg) in the 1990 NHL Draft from Buffalo in exchange for Jay Wells and a fourth-round selection (72nd overall – Peter Ambroziak) in the 1991 NHL Draft.

JUNE 16, 1990: Acquired a third-round selection (52nd overall – Al Kinisky) in the 1990 NHL Draft from Toronto in exchange for Kevin Maguire and an eighth-round selection (160th overall – Dimitri Mironov) in the 1991 NHL Draft.

MARCH 5, 1991: Acquired Mark Pederson from Montreal in exchange for a second-round selection (28th overall – Jim Campbell) in the 1991 NHL Draft.

MAY 30, 1991: Acquired Dave Brown, Corey Foster, and Edmonton's rights to Jari Kurri from Edmonton in exchange for Scott Mellanby, Craig Berube, and Craig Fisher.

MAY 30, 1991: Acquired Steve Duchesne, Steve Kasper, and a fourth-round selection (86th overall – Aris Brimanic) in the 1991 NHL Draft from Los Angeles in exchange for Jeff Chychrun and Philadelphia's rights to Jari Kurri.

JULY 29, 1991: Acquired a third-round selection (71st overall – Vaclav Prospal) in the 1993 NHL Draft from Toronto in exchange for Philadelphia's rights to Mike Bullard.

AUGUST 5, 1991: Acquired future considerations from NY Rangers in exchange for Shaun Sabol.

AUGUST 8, 1991: Acquired future considerations from NY Rangers in exchange for Don Biggs.

SEPTEMBER 22, 1991: Acquired Rod Brind'Amour and Dan Quinn from St. Louis in exchange for Ron Sutter and Murray Baron.

NOVEMBER 13, 1991: Acquired Kevin Dineen from Hartford in exchange for Murray Craven and a fourth-round selection (79th overall – Kevin Smyth) in the 1992 NHL Draft.

JANUARY 2, 1992: Acquired Garry Galley, Wes Walz, and a third-round selection (77th overall – Milos Holan) in the 1993 NHL Draft from Boston in exchange for Gord Murphy, Brian Dobbin, a third-round selection (55th overall – Sergei Zholtok) in the 1992 NHL Draft, and a fourth-round selection (88th overall – Charles Paquette) in the 1993 NHL Draft.

FEBRUARY 7, 1992: Acquired Ryan McGill from Chicago in ex-

change for Tony Horacek.

FEBRUARY 19, 1992: Acquired Mark Recchi, Brian Benning, and a first-round selection (15th overall – Jason Bowen) in the 1992 NHL Draft from Pittsburgh in exchange for Rick Tocchet, Kjell Samuelsson, Ken Wreggett, and a third-round selection (62nd overall – Dave Roche) in the 1993 NHL Draft.

FEBRUARY 27, 1992: Acquired Moe Mantha from Winnipeg in exchange for future considerations.

JUNE 20, 1992: Acquired Eric Lindros from Quebec in exchange for Mike Ricci, Peter Forsberg, Steve Duchesne, Kerry Huffman, Ron Hextall, Chris Simon, a first-round selection (10th overall – Jocelyn Thibault) in the 1993 NHL Draft, a first-round selection (10th overall – Nolan Baumgartner) in the 1994 NHL Draft, and \$15 million.

OCTOBER 1, 1992: Acquired Brent Fedyk from Detroit in exchange for a fourth-round selection (88th overall – Charles Paquette) in the 1993 NHL Draft.

OCTOBER 1, 1992: Acquired Stephane Beauregard from Winnipeg in exchange for a third-round selection – later reacquired by Philadelphia (77th overall – Milos Holan) in the 1993 NHL Draft and a fifth-round selection (114th overall – Frederic Deschenes) in the 1994 NHL Draft.

DECEMBER 8, 1992: Acquired Dan Vinlette from Tampa Bay in exchange for Steve Kasper.

DECEMBER 18, 1992: Acquired Dave Snuggerd from San Jose in exchange for Mark Pederson.

JANUARY 16, 1993: Acquired Josef Beranek and Greg Hawgood from Edmonton in exchange for Brian Benning.

FEBRUARY 2, 1993: Acquired Bob Wilkie from Detroit in exchange for future considerations.

MARCH 18, 1993: Acquired a ninth-round selection (226th overall – E.J. Bradley) in the 1993 NHL Draft from Calgary in exchange for Greg Paslawski.

JUNE 11, 1993: Acquired a third-round selection (77th overall – Milos Holan) in the 1993 NHL Draft and a fifth-round selection (114th overall – Frederic Deschenes) in the 1994 NHL Draft from Winnipeg in exchange for Stephane Beauregard.

JUNE 20, 1993: Acquired Jim Cummins and a fourth-round selection – later transferred to Boston (88th overall – Charles Paquette) in the 1993 NHL Draft from Detroit in exchange for Philadelphia's rights to Greg Johnson and a fifth-round selection (114th overall – Frederic Deschenes) in the 1994 NHL Draft.

AUGUST 5, 1993: Acquired future considerations from San Jose in exchange for Shawn Cronin.

SEPTEMBER 9, 1993: Acquired Stewart Malgunas from Detroit in exchange for a fifth-round selection (126th overall – David Arsenault) in the 1995 NHL Draft.

OCTOBER 5, 1993: Acquired Yves Racine and a fourth-round selection (101st overall – Sebastian Vallee) in the 1994 NHL Draft from Detroit in exchange for Terry Karer.

NOVEMBER 28, 1993: Acquired Rob Ramage from Montreal in exchange for future considerations.

NOVEMBER 30, 1993: Acquired future considerations from Florida in exchange for Greg Hawgood.

FEBRUARY 1, 1994: Acquired Rob Zettler from San Jose in exchange for Vacheslav Butsayev.

FEBRUARY 21, 1994: Acquired Frederic Chabot from Montreal in exchange for future considerations.

MARCH 5, 1994: Acquired Mark Lamb from Ottawa in exchange for Claude Boivin and Philadelphia's right to Kirk Daubenspeck.

MARCH 18, 1994: Acquired Rob DiMaio from Tampa Bay in exchange for Jim Cummins and a fourth-round selection – later reacquired by Philadelphia (100th overall – Radovan Somik) in the 1995 NHL Draft.

MARCH 21, 1994: Acquired an eighth-round selection (202nd overall – Raymond Giroux) in the 1994 NHL Draft from Dallas in exchange for Pelle Eklund.

JUNE 15, 1994: Sent a second-round selection (36th overall – Ryan Johnson) in the 1994 NHL Draft to Florida as compensation for Bob Clarke.

JUNE 29, 1994: Acquired Kevin Haller from Montreal in exchange for Yves Racine.



ALL-TIME TRADES

SEPTEMBER 6, 1994: Acquired a fourth-round selection (100th overall – Radovan Somik) in the 1995 NHL Draft from Tampa Bay in exchange for Alexander Selivanov.

SEPTEMBER 22, 1994: Acquired Ron Hextall and a sixth-round selection (132nd overall – Dmitri Tertysnyy) in the 1995 NHL Draft from NY Islanders in exchange for Tommy Soderstrom.

FEBRUARY 2, 1995: Acquired Mike Greenlay from Tampa Bay in exchange for Scott LaGrand.

FEBRUARY 9, 1995: Acquired Eric Desjardins, Gilbert Dionne, and John LeClair from Montreal in exchange for Mark Recchi and a third-round selection (74th overall – Martin Hohenberger) in the 1995 NHL Draft.

FEBRUARY 10, 1995: Acquired Cash from Montreal in exchange for Mark Lamb.

FEBRUARY 15, 1995: Acquired Shawn Antoski from Vancouver in exchange for Josef Beranek.

FEBRUARY 16, 1995: Acquired Karl Dykhuis from Chicago in exchange for Bob Wilkie and a fifth-round selection (130th overall – Kyle Calder) in the 1997 NHL Draft.

MARCH 8, 1995: Acquired Anatoli Semenov from Anaheim in exchange for Milos Holan.

MARCH 13, 1995: Acquired Brad Zavisha and a sixth-round selection (135th overall – Jamie Sokolsky) in the 1995 NHL Draft from Edmonton in exchange for Ryan McGill.

APRIL 7, 1995: Acquired Petr Svoboda from Buffalo in exchange for Garry Galley.

JUNE 27, 1995: Acquired Russ Romaniuk from Winnipeg in exchange for Philadelphia's rights to Jeff Finley.

JULY 8, 1995: Acquired a fifth-round selection (124th overall – Per-Ragnar Bergqvist) in the 1996 NHL Draft from Toronto in exchange for Rob Zetterl.

JULY 12, 1995: Acquired Colorado's rights to Garth Snow from Colorado in exchange for a third-round selection – later transferred to Washington (78th overall – Shawn McNeill) – and a sixth-round selection (160th overall – Kai Fischer) in the 1996 NHL Draft.

AUGUST 30, 1995: Acquired a first-round selection (15th overall – Dainius Zubrus) in the 1996 NHL Draft, a second-round selection (30th overall – Jean-Marc Pelletier) in the 1997 NHL Draft, and a fourth-round selection – later transferred to Los Angeles (84th overall – Mikael Simons) in the 1996 NHL Draft from Toronto in exchange for Dmitry Yushkevich and a second-round selection (50th overall – Francis Larivee) in the 1996 NHL Draft.

SEPTEMBER 20, 1995: Acquired a seventh-round selection – later transferred to Carolina (169th overall – Andrew Merrick) in the 1997 NHL Draft from Winnipeg in exchange for Andre Faust.

NOVEMBER 16, 1995: Acquired Pat Falloon from San Jose in exchange for Martin Spanhel, a first-round selection – later transferred to Phoenix (24th overall – Daniel Briere) – and a fourth-round selection – later transferred to Buffalo (106th overall – Mike Martone) in the 1996 NHL Draft.

DECEMBER 13, 1995: Acquired Trent Klatt from Dallas in exchange for Brent Fedyk.

DECEMBER 28, 1995: Acquired future considerations from Hartford in exchange for Kevin Dineen.

JANUARY 23, 1996: Acquired Dan Quinn from Ottawa in exchange for future considerations.

FEBRUARY 6, 1996: Acquired Bob Corkum from Anaheim in exchange for Chris Herperger and a seventh-round selection (178th overall – Tony Mohagen) in the 1997 NHL Draft.

FEBRUARY 27, 1996: Acquired Tim Cheveldae and a third-round selection (64th overall – Chester Gallant) in the 1996 NHL Draft from Winnipeg in exchange for Dominic Roussel.

MARCH 15, 1996: Acquired Dale Hawerchuk from St. Louis in exchange for Craig MacTavish.

MARCH 19, 1996: Acquired Kerry Huffman from Ottawa in exchange for a ninth-round selection (239th overall – Sami Salo) in the 1996 NHL Draft; Acquired Brian Wessenberg from Anaheim in exchange for Anatoli Semenov and Philadelphia's rights to Mike Crowley; Acquired John Druce and a seventh-round selection (164th overall – Todd Fedoruk) in the 1997 NHL Draft from Los Angeles in exchange for a fourth-round selection (84th overall – Mikael Simons) in the 1996 NHL Draft.

JULY 18, 1996: Acquired Frank Bialowas from Washington in exchange for future considerations.

DECEMBER 15, 1996: Acquired Paul Coffey and a third-round selection (62nd overall – Kris Mallette) from Hartford in exchange for Kevin Haller, a first-round selection – later transferred to San Jose (23rd overall – Scott Hannan) – and a seventh-round selection (169th overall – Andrew Merrick) in the 1997 NHL Draft.

MARCH 18, 1997: Acquired Frantisek Kucera from Vancouver in exchange for future considerations.

JUNE 18, 1997: Acquired Edmonton's rights to Martin Cerven from Edmonton in exchange for a seventh-round selection (187th overall – Chad Hinz) in the 1997 NHL Draft.

JUNE 21, 1997: Acquired a second-round selection – later transferred to Ottawa (58th overall – Chris Bala) in the 1998 NHL Draft from Dallas in exchange for a third-round selection (77th overall – Steve Gaaney) in the 1997 NHL Draft.

AUGUST 20, 1997: Acquired a first-round selection (22nd overall – Simon Gagne) in the 1998 NHL Draft, a first-round selection (22nd overall – Maxime Ouellet) in the 1999 NHL Draft, a first-round selection (28th overall – Justin Williams) in the 2000 NHL Draft, and a first-round selection (27th overall – Jeff Woywitka) in the 2001 NHL Draft from Tampa Bay in exchange for Mikael Renberg and Karl Dykhuis.

OCTOBER 15, 1997: Acquired Edmonton's rights to Brant Myhres from Edmonton in exchange for Jason Bowen.

OCTOBER 21, 1997: Acquired Mike Maneluk from Ottawa in exchange for future considerations.

JANUARY 17, 1998: Acquired Alexandre Daigle from Ottawa in exchange for Pat Falloon, Vaclav Prospal, and a second-round selection (58th overall – Chris Bala) in the 1998 NHL Draft.

FEBRUARY 5, 1998: Acquired Mike Sillinger from Vancouver in exchange for a conditional sixth-round selection – later upgraded to a fifth-round pick and reacquired by Philadelphia (139th overall – Garrett Prosofsky) in the 1998 NHL Draft.

MARCH 4, 1998: Acquired Sean Burke from Vancouver in exchange for Garth Snow.

MARCH 9, 1998: Acquired Roger Neilson from St. Louis in exchange for a sixth-round selection (180th overall – Tore Vikings-tad) in the 1999 NHL Draft.

MARCH 24, 1998: Acquired Dave Babych and a fifth-round selection (139th overall – Garrett Prosofsky) from Vancouver in exchange for a third-round selection (81st overall – Justin Morrison) in the 1998 NHL Draft; Acquired Dan McGillis and a second-round selection (42nd overall – Jason Beckett) in the 1998 NHL Draft from Edmonton in exchange for Janne Niinimaa.

JUNE 27, 1998: Acquired a fifth-round selection (124th overall – Francis Belanger) in the 1998 NHL Draft from Chicago in exchange for Paul Coffey; Acquired a ninth-round selection (258th overall – Sergei Skrobot) in the 1998 NHL Draft from Dallas in exchange for a ninth-round selection (265th overall – Jamie Chamberlain) in the 1999 NHL Draft; Acquired a seventh-round selection (175th overall – Cam Ondrik) in the 1998 NHL Draft from Nashville in exchange for Dominic Roussel and Jeff Staples.

AUGUST 6, 1998: Acquired a seventh-round selection (200th overall – Pavel Kasparik) in the 1999 NHL Draft from San Jose in exchange for Philadelphia's rights to Johan Hedberg.

AUGUST 25, 1998: Acquired a sixth-round selection – later transferred to Montreal (172nd overall – Scott Selig) in the 2000 NHL Draft from NY Islanders in exchange for Philadelphia's rights to Raymond Giroux.

OCTOBER 5, 1998: Acquired Valeri Zelepukin from Edmonton in exchange for Daniel Lacroix.

OCTOBER 13, 1998: Acquired an eighth-round selection (224th overall – David Nystrom) and future considerations from Calgary in exchange for a third-round selection – later transferred to NY Rangers (90th overall – Patrick Aufiero) in the 1999 NHL Draft.

OCTOBER 19, 1998: Acquired a sixth-round selection – later transferred to Atlanta (178th overall – Jeff Dwyer) in the 2000 NHL Draft from Vancouver in exchange for Trent Klatt.

NOVEMBER 12, 1998: Acquired Keith Jones from Colorado in exchange for Shjon Podein.

NOVEMBER 17, 1998: Acquired Roman Vopat from Chicago in exchange for Mike Maneluk.

DECEMBER 12, 1998: Acquired Mikael Renberg and Daymond

Langkow from Tampa Bay in exchange for Chris Gratton and Mike Sillinger.

DECEMBER 28, 1998: Acquired Karl Dykhuis from Tampa Bay in exchange for Petr Svoboda.

JANUARY 8, 1999: Acquired Dennis Bonvie from Chicago in exchange for Frank Bialowas.

JANUARY 26, 1999: Acquired Cash from Nashville in exchange for Sergei Klimentiev.

JANUARY 29, 1999: Acquired Andrei Kovalenko from Edmonton in exchange for Alexandre Daigle.

FEBRUARY 10, 1999: Acquired Sean O'Brien from Pittsburgh in exchange for future considerations.

MARCH 6, 1999: Acquired Adam Burt from Carolina in exchange for Andrei Kovalenko.

MARCH 10, 1999: Acquired Mark Recchi from Montreal in exchange for Dainius Zubrus, a second-round selection (58th overall – Matt Carkner) in the 1999 NHL Draft, and a sixth-round selection (172nd overall – Scott Selig) in the 2000 NHL Draft.

MARCH 20, 1999: Acquired Sandy McCarthy and Mikael Andersson from Tampa Bay in exchange for Colin Forbes and a fifth-round selection (148th overall – Michal Lanicek) in the 1999 NHL Draft.

MARCH 23, 1999: Acquired Craig Berube from Washington in exchange for Cash; Acquired Steve Duchesne from Los Angeles in exchange for Dave Babych and a fifth-round selection (165th overall – Nathan Marsters) in the 2000 NHL Draft.

MAY 25, 1999: Acquired Francis Lessard from Carolina in exchange for an eighth-round selection (237th overall – Antti Jokela) in the 1999 NHL Draft.

JUNE 1, 1999: Acquired a sixth-round selection (160th overall – Konstantin Rudenko) in the 1999 NHL Draft from Vancouver in exchange for Philadelphia's rights to Pat Kavanagh.

SEPTEMBER 27, 1999: Acquired Matt Henderson from Nashville in exchange for Paul Healy.

OCTOBER 15, 1999: Acquired Jody Hull from Atlanta in exchange for future considerations.

OCTOBER 20, 1999: Acquired future considerations from Montreal in exchange for Karl Dykhuis.

NOVEMBER 16, 1999: Acquired Steve Washburn from Nashville in exchange for a conditional seventh-round selection (not exercised) in the 2001 NHL Draft.

NOVEMBER 30, 1999: Acquired Rastislav Pavlikovsky on loan from the Ottawa Senators.

DECEMBER 9, 1999: Acquired Eric Bertrand from Atlanta in exchange for Brian Wessenberg.

JANUARY 23, 2000: Acquired Keith Primeau and a fifth-round selection – later transferred to NY Islanders (148th overall – Kristofer Ottoson) – from Carolina in exchange for Rod Brind'Amour, Jean-Marc Pelletier, and a second-round selection – later transferred to Colorado (63rd overall – Agris Saviels) in the 2000 NHL Draft.

JANUARY 26, 2000: Acquired Todd White from Chicago in exchange for a conditional selection (not exercised) in the 2001 NHL Draft.

FEBRUARY 14, 2000: Acquired Eric Bertrand from Nashville in exchange for future considerations.

FEBRUARY 15, 2000: Acquired Gino Odjick from NY Islanders in exchange for Mikael Andersson and a fifth-round selection (148th overall – Kristofer Ottoson) in the 2000 NHL Draft.

MARCH 6, 2000: Acquired Travis Brigley and a sixth-round selection (177th overall – Andrei Razin) in the 2001 NHL Draft from Calgary in exchange for Marc Bueau.

MARCH 8, 2000: Acquired Rick Tocchet from Phoenix in exchange for Mikael Renberg.

MARCH 14, 2000: Acquired Kent Manderville from Carolina in exchange for Sandy McCarthy; Acquired Kirby Law from Atlanta in exchange for a sixth-round selection (178th overall – Jeff Dwyer) in the 2000 NHL Draft and a sixth-round selection (189th overall – Pasi Nurminen) in the 2001 NHL Draft.

MAY 31, 2000: Acquired Paul Ranheim from Carolina in exchange for an eighth-round selection – later transferred to Tampa Bay (256th overall – Darren Reid) in the 2002 NHL Draft.

JUNE 12, 2000: Acquired Mark Janssens from Chicago in exchange for a ninth-round selection (291st overall – Arne Ramholt) in the 2000 NHL Draft.

JUNE 25, 2000: Acquired a fourth-round selection – later transferred to Nashville (98th overall – Jordin Tootoo) – in the 2001 NHL Draft from NY Islanders in exchange for John Vanbiesbrouck; Acquired a sixth-round selection (171st overall – Roman Cechmanek), a seventh-round selection (210th overall – John Eichelberger), and a ninth-round selection (287th overall – Milan Kopecky) from Tampa Bay in exchange for a fourth-round selection (126th overall – Johan Hagglund) in the 2000 NHL Draft.

SEPTEMBER 26, 2000: Acquired Chris McAllister from Toronto in exchange for Regan Kelly.

SEPTEMBER 29, 2000: Acquired a third-round selection (95th overall – Patrick Sharp) in the 2001 NHL Draft from Nashville in exchange for Mark Eaton.

DECEMBER 7, 2000: Acquired P.J. Stock and a sixth-round selection (172nd overall – Dennis Seidenberg) in the 2001 NHL Draft from Montreal in exchange for Gino Odjick.

JANUARY 14, 2001: Acquired John Slaney from Pittsburgh in exchange for Kevin Stevens.

FEBRUARY 13, 2001: Acquired Boston's rights to Matt Zultek from Boston in exchange for a ninth-round selection (282nd overall – Marcel Rodman) in the 2001 NHL Draft.

MARCH 13, 2001: Acquired Dean McAmmond from Chicago in exchange for a third-round selection – later transferred to Toronto (88th overall – Nicolas Corbeil) in the 2001 NHL Draft.

MARCH 13, 2001: Acquired Matt Herr from Washington in exchange for Dean Melanson.

MAY 24, 2001: Acquired Mike Watt from Nashville in exchange for Mikhail Chernov.

JUNE 23, 2001: Acquired Florida's rights to Jiri Dopita from Florida in exchange for a second-round selection – later transferred to Calgary (56th overall – Andrei Medvedev) in the 2001 NHL Draft; Acquired a first-round selection (27th overall – Jeff Woywitka) in the 2001 NHL Draft, a seventh-round selection (225th overall – David Printz) in the 2001 NHL Draft, and a second-round selection – later transferred to Tampa Bay (34th overall – Tobias Stephan) in the 2002 NHL Draft from Ottawa in exchange for a first-round selection (23rd overall – Tim Gleason) in the 2001 NHL Draft.

JUNE 24, 2001: Acquired a fourth-round selection – later transferred to Carolina (110th overall – Rob Zepp), a fifth-round selection (146th overall – Jussi Timonen), and a seventh-round selection (208th overall – Thierry Douville) from Nashville in exchange for a fourth-round selection (98th overall – Jordin Tootoo) in the 2001 NHL Draft; Acquired a third-round selection – later transferred to Carolina (91st overall – Jesse Lane) in the 2002 NHL Draft from Carolina in exchange for a fourth-round selection (110th overall – Rob Zepp) in the 2001 NHL Draft; Acquired a third-round selection – later transferred to Vancouver (68th overall – Brett Skinner) in the 2002 NHL Draft from Tampa Bay in exchange for a fourth-round selection (123rd overall – Aaron Lobb) in the 2001 NHL Draft, a compensatory fifth-round selection (138th overall – Paul Lynch) in the 2001 NHL Draft, and a seventh-round selection (219th overall – Dennis Packard) in the 2001 NHL Draft; Acquired a seventh-round selection (201st overall – Mathieu Brunelle) in the 2002 NHL Draft from Tampa Bay in exchange for an eighth-round selection (252nd overall – J.F. Soucy) in the 2001 NHL Draft and a ninth-round selection (287th overall – John Toffey) in the 2002 NHL Draft; Acquired a fourth-round selection (105th overall – Rosario Ruggieri) in the 2002 NHL Draft from Calgary in exchange for Dean McAmmond.

JULY 2, 2001: Acquired a second-round selection – later transferred to Tampa Bay (52nd overall – Dan Spang) in the 2002 NHL Draft and a first-round selection (11th overall – Jeff Carter) in the 2003 NHL Draft from Phoenix in exchange for Raymond Langkow.

JULY 31, 2001: Acquired a third-round selection – later transferred to Phoenix (70th overall – Joe Callahan) in the 2002 NHL Draft from Nashville in exchange for Andy Delmore.

AUGUST 20, 2001: Acquired Pavel Brendl, Jan Hlavac, Kim Johnsson, and a third-round selection (81st overall – Stefan Ruzicka) in the 2003 NHL Draft from NY Rangers in exchange for Philadelphia's rights to Eric Lindros.

DECEMBER 17, 2001: Acquired Donald Brashear and a sixth-



ALL-TIME TRADES

round selection – later transferred to Columbus (184th overall – Jaroslav Balastik) – from Vancouver in exchange for Jan Hlavac and a third-round selection (68th overall – Brett Skinner) in the 2002 NHL Draft.

JANUARY 11, 2002: Acquired Yves Sarault from Nashville in exchange for Petr Hubacek and Jason Beckett.

FEBRUARY 13, 2002: Acquired Greg Koehler from Carolina in exchange for Jesse Boulerice.

MARCH 5, 2002: Acquired Jarrod Skalde from Atlanta in exchange for Joe DiPenta.

MARCH 15, 2002: Acquired David Harlock, a third-round selection – later transferred to Phoenix (77th overall – Tyler Redenbach) – and a seventh-round selection – later transferred to San Jose (205th overall – Joe Pavelski) in the 2003 NHL Draft from Atlanta in exchange for Francis Lessard.

MARCH 17, 2002: Acquired Billy Tibbetts from Pittsburgh in exchange for Kent Manderville.

MARCH 19, 2002: Acquired Adam Oates from Washington in exchange for Maxime Ouellet, a first-round selection – later transferred to Dallas (26th overall – Martin Vagner), a second-round selection (59th overall – Maxime Daigneault), and a third-round selection (92nd overall – Derek Krestanovich) in the 2002 NHL Draft.

JUNE 12, 2002: Acquired Michal Handzus and Robert Esche from Phoenix in exchange for Brian Boucher and a third-round selection (70th overall – Joe Callahan) in the 2002 NHL Draft.

JUNE 18, 2002: Acquired a third-round selection (87th overall – Ryan Potulny) in the 2003 NHL Draft from Edmonton in exchange for Jiri Dopita.

JUNE 21, 2002: Acquired a first-round selection (4th overall – Joni Pitkanen) from Tampa Bay in exchange for Ruslan Fedotenko, a second-round selection – later transferred to Dallas (34th overall – Tobias Stephan), and a second-round selection – later transferred to San Jose (52nd overall – Dan Spang) in the 2002 NHL Draft.

JUNE 22, 2002: Acquired a sixth-round selection (192nd overall – Nikita Korovkin) in the 2002 NHL Draft and a third-round selection (69th overall – Colin Fraser) in the 2003 NHL Draft from Carolina in exchange for a third-round selection (91st overall – Jesse Lane) in the 2002 NHL Draft.

JUNE 23, 2002: Acquired a fifth-round selection (140th overall – David Tremblay) in the 2003 NHL Draft from Columbus in exchange for a sixth-round selection (184th overall – Jaroslav Balastik) in the 2002 NHL Draft and a seventh-round selection (225th overall – Steven Goertzen) in the 2002 NHL Draft.

DECEMBER 6, 2002: Acquired Marcus Ragnarsson from San Jose in exchange for Dan McGillis.

DECEMBER 19, 2002: Acquired a conditional selection in the 2004 NHL Draft from Phoenix in exchange for Paul Ranheim.

JANUARY 22, 2003: Acquired Jamie Wright from Calgary in exchange for future considerations.

JANUARY 29, 2003: Acquired Eric Chouinard from Montreal in exchange for a second-round selection (61st overall – Maxim Lapierre) in the 2003 NHL Draft.

FEBRUARY 5, 2003: Acquired a sixth-round selection (193rd overall – Ville Hostikka) in the 2003 NHL Draft from Colorado in exchange for Chris McAllister, Acquired Todd Warriner from Vancouver in exchange for future considerations.

FEBRUARY 7, 2003: Acquired Sami Kapanen and Ryan Bast from Carolina in exchange for Pavel Brendl and Bruno St. Jacques.

MARCH 1, 2003: Acquired Dmitry Yushkevich from Los Angeles in exchange for a fourth-round selection – later transferred to Boston (129th overall – Patrik Valcak) in the 2003 NHL Draft and a seventh-round selection (221st overall – Daniel Taylor) in the 2004 NHL Draft.

MARCH 9, 2003: Acquired Claude Lapointe from NY Islanders in exchange for a fifth-round selection – later transferred to Pittsburgh (161st overall – Evgeni Isakov) in the 2003 NHL Draft.

MARCH 10, 2003: Acquired Tony Amonte from Phoenix in exchange for Guillaume Lefebvre, a third-round selection (77th overall – Tyler Redenbach) in the 2003 NHL Draft, and a second-round selection – later transferred to NY Rangers (60th overall – Brandon Dubinsky) in the 2004 NHL Draft.

MARCH 11, 2003: Acquired Peter White from Chicago in exchange for future considerations.

MAY 28, 2003: Acquired a second-round selection – later transferred to Chicago (41st overall – Bryan Bickell) in the 2004 NHL Draft from Los Angeles in exchange for Roman Cechmanek.

JUNE 22, 2003: Acquired a sixth-round selection – later transferred to Tampa Bay (191st overall – Karri Ramo) in the 2004 NHL Draft from San Jose in exchange for a seventh-round selection (205th overall – Joe Pavelski) in the 2003 NHL Draft; Acquired a sixth-round selection (171st overall – Frederik Cabana) in the 2004 NHL Draft from Carolina in exchange for Marty Murray; Acquired a sixth-round selection (170th overall – Ladislav Scurko) in the 2004 NHL Draft from Florida in exchange for a seventh-round selection (223rd overall – Dany Roussin) in the 2003 NHL Draft; Acquired a seventh-round selection – later transferred to NY Islanders (227th overall – Chris Campoli) in the 2004 NHL Draft from Tampa Bay in exchange for an eighth-round selection (255th overall – Raimonds Danilics) in the 2003 NHL Draft; Acquired a ninth-round selection (291st overall – John Carter) in the 2004 NHL Draft from Tampa Bay in exchange for a ninth-round selection (286th overall – Zbynek Hrdel) in the 2003 NHL Draft.

JUNE 30, 2003: Acquired a conditional seventh-round selection in the 2004 NHL Draft from Washington in exchange for Philadelphia's rights to Dmitry Yushkevich.

DECEMBER 16, 2003: Acquired Mike Comrie from Edmonton in exchange for Jeff Woywitka, a first-round selection (25th overall – Rob Schremp) in the 2004 NHL Draft, and a third-round selection (81st overall – Danny Syvret) in the 2005 NHL Draft.

DECEMBER 17, 2003: Acquired a fifth-round selection (144th overall – Chris Zarb) in the 2004 NHL Draft from Minnesota in exchange for Eric Chouinard.

JANUARY 20, 2004: Acquired Danny Markov from Carolina in exchange for Justin Williams.

JANUARY 22, 2004: Acquired Mattias Timander from NY Islanders in exchange for a seventh-round selection (227th overall – Chris Campoli) in the 2004 NHL Draft.

FEBRUARY 9, 2004: Acquired a fifth-round selection (149th overall – Gino Pisellini) in the 2004 NHL Draft from St. Louis in exchange for Eric Weinrich; Acquired Sean Burke, Branko Radivojevic, and Ben Eager from Phoenix in exchange for Mike Comrie.

FEBRUARY 16, 2004: Acquired Steve Gainey from Dallas in exchange for Mike Siklenka.

FEBRUARY 19, 2004: Acquired Alexei Zharnov and a fourth-round selection (101st overall – R.J. Anderson) from Chicago in exchange for Jim Vandermeer, Colin Fraser, and a second-round selection (41st overall – Bryan Bickell) in the 2004 NHL Draft.

MARCH 8, 2004: Acquired Vladimir Malakhov from NY Rangers in exchange for Rick Kozak and a second-round selection – later transferred to Atlanta (41st overall – Ondrej Pavelec) in the 2005 NHL Draft; Acquired an eighth-round selection (232nd overall – Martin Houle) in the 2004 NHL Draft and a third-round selection – later transferred to Tampa Bay (89th overall – Chris Lawrence) in the 2005 NHL Draft from Dallas in exchange for Chris Therien.

JUNE 27, 2004: Acquired a third-round selection (91st overall – Oskars Bartulis) in the 2005 NHL Draft from Tampa Bay in exchange for a fifth-round selection (158th overall – Brandon Elliott) and two sixth-round selections (188th overall – Jan Zapletal; 191st overall – Karri Ramo) in the 2004 NHL Draft.

JULY 29, 2005: Acquired a second-round selection – later transferred to Phoenix (59th overall – Pier-Olivier Pelletier) in the 2005 NHL Draft from Anaheim in exchange for Todd Fedoruk.

JULY 30, 2005: Acquired a first-round selection (29th overall – Steve Downie) in the 2005 NHL Draft and a second-round selection – later transferred to Phoenix (41st overall – Cory Emmerton) in the 2006 NHL Draft from Florida in exchange for a first-round selection (20th overall – Kennard McArdle) in the 2005 NHL Draft; Acquired a fourth-round selection (119th overall – Jeremy Duchesne) in the 2005 NHL Draft and a second-round selection (39th overall – Andreas Nodl) in the 2006 NHL Draft from Phoenix in exchange for a second-round selection (59th overall – Pier-Olivier Pelletier) in the 2005 NHL Draft; Acquired a second-round selection – later transferred to Phoenix (47th overall – Shawn Matthias) in the 2006 NHL Draft from Tampa Bay in exchange for a third-round selection (89th overall – Chris Lawrence) and a fourth-round selection (102nd overall – Blair Jones) in the 2005 NHL Draft.

- AUGUST 2, 2005:** Acquired a third-round selection – later transferred to Los Angeles (86th overall – Bud Holloway) in the 2006 NHL Draft from Nashville in exchange for Danny Markov.
- AUGUST 4, 2005:** Acquired future considerations from Los Angeles in exchange for Jeremy Roenick and a third-round selection (86th overall – Bud Holloway) in the 2006 NHL Draft.
- DECEMBER 5, 2005:** Acquired Matt Ellison and a third-round selection – later transferred to Montreal (66th overall – Ryan White) in the 2006 NHL Draft from Chicago in exchange for Patrick Sharp and Eric Meloche.
- DECEMBER 28, 2005:** Acquired Kiel McLeod from Phoenix in exchange for Eric Chouinard.
- JANUARY 20, 2006:** Acquired Petr Nedved, a fourth-round selection (101st overall – Joonas Lehtivuori) in the 2006 NHL Draft, and the rights to a swap of third-round selections in the 2007 NHL Draft (not exercised) from Phoenix in exchange for Dennis Seidenberg and a fourth-round selection – later transferred to NY Islanders (115th overall – Tomas Marcinko) in the 2006 NHL Draft.
- JANUARY 23, 2006:** Acquired a sixth-round selection (161st overall – Patrick Maroon) in the 2007 NHL Draft from Florida in exchange for Jon Sam.
- MARCH 9, 2006:** Acquired Denis Gauthier from Phoenix in exchange for Josh Gratton and two second-round selections – both later transferred to Detroit (41st overall – Cory Emmerton; 47th overall – Shawn Matthias) in the 2006 NHL Draft; Acquired Niko Dimitrakos from San Jose in exchange for a third-round selection – later transferred to Columbus (85th overall – Tom Sestito) in the 2006 NHL Draft.
- JUNE 24, 2006:** Acquired a third-round selection (79th overall – Jonathan Matsumoto) and a fourth-round selection (109th overall – Jakub Kovar) from Montreal in exchange for a third-round selection (66th overall – Ryan White) in the 2006 NHL Draft.
- AUGUST 2, 2006:** Acquired Eric Meloche from Chicago in exchange for Philadelphia's rights to Vaclav Pletka.
- AUGUST 4, 2006:** Acquired Kyle Calder from Chicago in exchange for Michal Handzus.
- NOVEMBER 9, 2006:** Acquired Darren Reid from Tampa Bay in exchange for Daniel Corso.
- NOVEMBER 13, 2006:** Acquired Todd Fedoruk from Anaheim in exchange for a fourth-round selection (92nd overall – Justin Vaive) in the 2007 NHL Draft.
- DECEMBER 16, 2006:** Acquired Alexei Zhitnik from NY Islanders in exchange for Freddy Meyer and a third-round selection (62nd overall – Mark Katic) in the 2007 NHL Draft.
- DECEMBER 20, 2006:** Acquired Mike York from NY Islanders in exchange for Randy Robitaille and a fifth-round selection (148th overall – Matthew Martin) in the 2008 NHL Draft.
- FEBRUARY 15, 2007:** Acquired Scottie Upshall, Ryan Parent, a first-round selection – later transferred to Nashville (23rd overall – Jonathan Blum), and a third-round selection – later transferred to Washington (84th overall – Phil Desimore) in the 2007 NHL Draft from Nashville in exchange for Peter Forsberg.
- FEBRUARY 24, 2007:** Acquired Braydon Coburn from Atlanta in exchange for Alexei Zhitnik.
- FEBRUARY 26, 2007:** Acquired Lasse Kukkonen and a third-round selection (60th overall – Garrett Klotz) in the 2007 NHL Draft from Chicago in exchange for Kyle Calder.
- FEBRUARY 27, 2007:** Acquired Martin Biron from Buffalo in exchange for a second-round selection (31st overall – T.J. Brennan) in the 2007 NHL Draft.
- JUNE 4, 2007:** Acquired future considerations from Nashville in exchange for Matt Ellison.
- JUNE 18, 2007:** Acquired Scott Hartnell and Nashville's rights to Kimmo Timonen from Nashville in exchange for a first-round selection (23rd overall – Jonathan Blum) in the 2007 NHL Draft.
- JUNE 23, 2007:** Acquired a second-round selection (41st overall – Kevin Marshall) in the 2007 NHL Draft from Washington in exchange for a third-round selection (84th overall – Phil Desimore) in the 2007 NHL Draft and a second-round selection (58th overall – Dmitri Kugryshev) in the 2008 NHL Draft.
- JULY 1, 2007:** Acquired Joffrey Lupul and Jason Smith from Edmonton in exchange for Joni Pitkanen, Geoff Sanderson, and a third-round selection (82nd overall – Cameron Abney) in the 2009 NHL Draft.
- DECEMBER 10, 2007:** Acquired a conditional pick in the 2009 NHL Draft (conditions not met) from Dallas in exchange for Jussi Timonen.
- DECEMBER 18, 2007:** Acquired Jim Vandermeer from Chicago in exchange for Ben Eager.
- FEBRUARY 19, 2008:** Acquired Jaroslav Modry from Los Angeles in exchange for a third-round selection (88th overall – Geordie Wudrick) in the 2008 NHL Draft.
- FEBRUARY 20, 2008:** Acquired a third-round selection (81st overall – Adam Morrison) in the 2009 NHL Draft from Calgary in exchange for Jim Vandermeer.
- FEBRUARY 25, 2008:** Acquired Vaclav Prospal from Tampa Bay in exchange for Alexandre Picard and a second-round selection (52nd overall – Richard Panik) in the 2009 NHL Draft.
- JUNE 6, 2008:** Acquired Ryan Potulny from Edmonton in exchange for Danny Syvret.
- JUNE 18, 2008:** Acquired a seventh-round selection (196th overall – Joacim Eriksson) in the 2008 NHL Draft and a fourth-round selection – later transferred to Tampa Bay (93rd overall – Alex Hutchings) in the 2009 NHL Draft from Tampa Bay in exchange for Philadelphia's rights to Vaclav Prospal.
- JUNE 20, 2008:** Acquired a first-round selection (19th overall – Luca Sbisa) and a third-round selection (67th overall – Marc-Andre Bourdon) from Columbus in exchange for Philadelphia's rights to R.J. Umberger and a fourth-round selection (118th overall – Drew Olson) in the 2008 NHL Draft; Acquired Steve Eminger and a third-round selection (84th overall – Jacob De Serres) from Washington in exchange for a first-round selection (27th overall – John Carlson) in the 2008 NHL Draft.
- JUNE 21, 2008:** Acquired a seventh-round selection (196th overall – Oliver Lauridsen) in the 2009 NHL Draft from Anaheim in exchange for a seventh-round selection (208th overall – Nick Pryor) in the 2008 NHL Draft.
- JUNE 24, 2008:** Acquired Janne Niskala from Nashville in exchange for Triston Grant and a seventh-round selection – later transferred to St. Louis (202nd overall – Maxwell Tardy) in the 2009 NHL Draft.
- JUNE 30, 2008:** Acquired Tim Ramholt from Calgary in exchange for Kyle Greentree; Acquired a sixth-round selection (153rd overall – Dave Labrecque) in the 2009 NHL Draft from Tampa Bay in exchange for Janne Niskala.
- JULY 1, 2008:** Acquired Patrik Hersley and Ned Lukacevic from Los Angeles in exchange for Denis Gauthier and a second-round selection – later transferred to Minnesota (59th overall – Jason Zucker) in the 2010 NHL Draft.
- OCTOBER 13, 2008:** Acquired Andrew Alberts from Boston in exchange for Ned Lukacevic and a fourth-round selection (112th overall – Lane MacDermid) in the 2009 NHL Draft.
- OCTOBER 30, 2008:** Acquired Josh Gratton from Nashville in exchange for Tim Ramholt.
- NOVEMBER 3, 2008:** Acquired Matt Carle and a third-round selection (87th overall – Simon Bertilsson) from Tampa Bay in exchange for Steve Eminger, Steve Downie, and a fourth-round selection (93rd overall – Alex Hutchings) in the 2009 NHL Draft.
- MARCH 4, 2009:** Acquired Daniel Carrillo from Phoenix in exchange for Scottie Upshall and a second-round selection (56th overall – Lucas Lessio) in the 2011 NHL Draft.
- MARCH 4, 2009:** Acquired Kyle McLaren from San Jose in exchange for a sixth-round selection in the 2009 NHL Draft (trade was later nullified).
- JUNE 26, 2009:** Acquired Chris Pronger and Ryan Dingle from Anaheim in exchange for Joffrey Lupul, Luca Sbisa, a first-round selection – later transferred to Columbus (21st overall – John Moore) in the 2009 NHL Draft, a first-round selection (29th overall – Emerson Etem) in the 2010 NHL Draft, and a conditional third-round selection in the 2010 NHL Draft (conditions not met).
- OCTOBER 20, 2009:** Acquired Stefan Legein from Columbus in exchange for Michael Ratchuk.
- FEBRUARY 6, 2010:** Acquired Ville Leino from Detroit in exchange for Ole-Kristian Tollefsen and a fifth-round selection (146th overall – Mattias Backman) in the 2011 NHL Draft.
- JUNE 18, 2010:** Acquired Dan Hamhuis from Nashville in exchange for Ryan Parent.



ALL-TIME TRADES

JUNE 25, 2010: Acquired a third-round selection – later transferred to Phoenix (84th overall – Harrison Ruopp) in the 2011 NHL Draft from Pittsburgh in exchange for Dan Hamhuis.

JUNE 26, 2010: Acquired a seventh-round selection (206th overall – Ricard Bildstrand) from Carolina in exchange for Jonathan Matsumoto.

JULY 1, 2010: Acquired Andrej Meszaros from Tampa Bay in exchange for a second-round selection – later transferred to Nashville (50th overall – Colton Sissons) in the 2012 NHL Draft.

JULY 19, 2010: Acquired Matt Walker and a fourth-round selection (118th overall – Marcel Noebels) in the 2011 NHL Draft from Tampa Bay in exchange for Simon Gagne.

NOVEMBER 21, 2010: Acquired Danny Syvret and Rob Bordson from Anaheim in exchange for Patrick Maroon and David Laliberte.

FEBRUARY 14, 2011: Acquired Kris Versteeg from Toronto in exchange for a first-round selection (25th overall – Stuart Percy) and a third-round selection (86th overall – Josh Leivo) in the 2011 NHL Draft.

FEBRUARY 28, 2011: Acquired Tom Sestito from Columbus in exchange for Greg Moore and Philadelphia's rights to Michael Chaput.

JUNE 7, 2011: Acquired Ilya Bryzgalov from Phoenix in exchange for Matt Clackson, a third-round selection (84th overall – Harrison Ruopp) in the 2011 NHL Draft, and a third-round selection – later transferred to Pittsburgh (81st overall – Oskar Sundqvist) in the 2012 NHL Draft.

JUNE 23, 2011: Acquired Jakub Voracek, a first-round selection (8th overall – Sean Couturier), and a third-round selection (68th overall – Nick Cousins) from Columbus in exchange for Jeff Carter; Acquired Wayne Simmonds, Brayden Schenn, and a second-round selection – later transferred to Dallas (61st overall – Devin Shore) in the 2012 NHL Draft from Los Angeles in exchange for Michael Richards and Rob Bordson.

JUNE 27, 2011: Acquired a third-round selection – later transferred to Dallas (77th overall – Jake Guentzel) in the 2013 NHL Draft from Minnesota in exchange for Darroll Powe.

JULY 1, 2011: Acquired a second-round selection – later transferred to Tampa Bay (53rd overall – Brian Hart) and a third-round selection (78th overall – Shayne Gostisbehere) in the 2012 NHL Draft from Florida in exchange for Kris Versteeg.

FEBRUARY 16, 2012: Acquired Nicklas Grossmann from Dallas in exchange for a second-round selection (61st overall – Devin Shore) in the 2012 NHL Draft and a third-round selection (77th overall – Jake Guentzel) in the 2013 NHL Draft.

FEBRUARY 18, 2012: Acquired Pavel Kubina from Tampa Bay in exchange for Jonathan Kalinski, a second-round selection (53rd overall – Brian Hart) in the 2012 NHL Draft, and a fourth-round selection – later transferred to Ottawa (102nd overall – Tobias Lindberg) in the 2013 NHL Draft.

JUNE 22, 2012: Acquired a second-round selection (45th overall – Anthony Stolarz) in the 2012 NHL Draft, a fourth-round selection (117th overall – Taylor Leier) in the 2012 NHL Draft, and a fourth-round selection – later transferred to Los Angeles (103rd overall – Justin Auger) in the 2013 NHL Draft from Columbus in exchange for Sergei Bobrovsky.

JUNE 23, 2012: Acquired Luke Schenn from Toronto in exchange for James van Riemsdyk.

JANUARY 13, 2013: Acquired Brian Boucher and Mark Alt from Carolina in exchange for Luke Pither.

FEBRUARY 25, 2013: Acquired Mitch Wahl from Calgary in exchange for Mike Testi.

FEBRUARY 26, 2013: Acquired Simon Gagne from Los Angeles in exchange for a fourth-round selection (103rd overall – Justin Auger) in the 2013 NHL Draft.

MARCH 12, 2013: Acquired Kent Huskins from Detroit in exchange for a conditional seventh-round selection in the 2014 NHL Draft (conditions not met); Acquired future considerations from Columbus in exchange for Matthew Ford.

APRIL 1, 2013: Acquired Jay Rosehill from Anaheim in exchange for Harry Zolnierczyk.

APRIL 3, 2013: Acquired Steve Mason from Columbus in exchange for Michael Leighton and a third-round selection – later transferred to Toronto (68th overall – Martins Dzierkals) in the

2015 NHL Draft.

JUNE 12, 2013: Acquired Mark Streit from NY Islanders in exchange for Shane Harper and a fourth-round selection (108th overall – Devon Toews) in the 2014 NHL Draft.

JULY 1, 2013: Acquired Kris Newbury from NY Rangers in exchange for Danny Syvret.

OCTOBER 21, 2013: Acquired Steve Downie from Colorado in exchange for Max Talbot.

MARCH 4, 2014: Acquired Andrew MacDonald from NY Islanders in exchange for Matt Mangene, a third-round selection (78th overall – Ilya Sorokin) in the 2014 NHL Draft, and a second-round selection – later transferred to Boston (37th overall – Brandon Carlo) in the 2015 NHL Draft.

MARCH 5, 2014: Acquired a third-round selection (86th overall – Mark Friedman) in the 2014 NHL Draft from Boston in exchange for Andrej Meszaros.

JUNE 23, 2014: Acquired R.J. Umberger and a fourth-round selection – later transferred to Los Angeles (99th overall – Austin Wagner) in the 2015 NHL Draft from Columbus in exchange for Scott Hartnell.

JULY 2, 2014: Acquired a third-round selection (70th overall – Felix Sandstrom) in the 2015 NHL Draft from San Jose in exchange for Tye McGinn.

FEBRUARY 15, 2015: Acquired a second-round selection – later transferred to Toronto (61st overall – Jeremy Bracco) in the 2015 NHL Draft and a second-round selection (52nd overall – Wade Allison) in the 2016 NHL Draft from Chicago in exchange for Kimmo Timonen.

MARCH 2, 2015: Acquired Radko Gudas, a first-round selection – later transferred to Toronto (29th overall – Gabriel Carlsson), and a third-round selection (90th overall – Matej Tomek) in the 2015 NHL Draft from Tampa Bay in exchange for Braydon Coburn.

JUNE 26, 2015: Acquired a first-round selection (24th overall – Travis Konecny) from Toronto in exchange for a first-round selection – later transferred to Columbus (29th overall – Gabriel Carlsson) and a second-round selection (61st overall – Jeremy Bracco) in the 2015 NHL Draft.

JUNE 27, 2015: Acquired Sam Gagner and a fourth-round selection – later transferred to NY Islanders (120th overall – Otto Koivu) in the 2016 NHL Draft from Arizona in exchange for Nicklas Grossmann and Chris Pronger; Acquired a fourth-round selection (104th overall – Mikhail Vorobyev) in the 2015 NHL Draft and a sixth-round selection (172nd overall – Anthony Salinir) in the 2016 NHL Draft from Los Angeles in exchange for a fourth-round selection (99th overall – Austin Wagner) in the 2015 NHL Draft.

JUNE 30, 2015: Acquired a third-round selection (80th overall – Kirill Ustimenko) in the 2017 NHL Draft from Boston in exchange for Zac Rinaldo.

JANUARY 6, 2016: Acquired Jordan Weal and a third-round selection (82nd overall – Carsen Twarynski) in the 2016 NHL Draft from Los Angeles in exchange for Vincent Lecavalier and Luke Schenn.

JUNE 24, 2016: Acquired a first-round selection (22nd overall – German Rubtsov) and a second-round selection (36th overall – Pascal Laberge) from Winnipeg in exchange for a first-round selection (18th overall – Logan Stanley) and a third-round selection (79th overall – Luke Green) in the 2016 NHL Draft.

JUNE 25, 2016: Acquired a fourth-round selection – later transferred to Arizona (108th overall – Noel Hoefenmayer) in the 2017 NHL Draft from NY Islanders in exchange for a fourth-round selection (120th overall – Otto Koivu) in the 2016 NHL Draft.

NOVEMBER 12, 2016: Acquired a conditional seventh-round selection in the 2018 NHL Draft (conditions not met) from New Jersey in exchange for Petr Straka.

MARCH 1, 2017: Acquired Valtteri Filppula, a fourth-round selection (107th overall – Maksim Shushko), and a seventh-round selection (196th overall – Wyatt Kalynuk) in the 2017 NHL Draft from Tampa Bay in exchange for Mark Streit.

JULY 16, 2017: Acquired Brendan Warren and a fifth-round selection (127th overall – Wyatt Wylie) in the 2018 NHL Draft from Arizona in exchange for Nick Cousins and Merrick Madsen.

JUNE 23, 2017: Acquired Jori Lehtera, a first-round selection (27th overall – Morgan Frost) in the 2017 NHL Draft, and a con-

ditional first-round selection (14th overall – Joel Farabee) in the 2018 NHL Draft from St. Louis in exchange for Brayden Schenn.

JUNE 24, 2017: Acquired a second-round selection (35th overall – Isaac Ratcliffe) from Arizona in exchange for a second-round selection (44th overall – Filip Westerlund), a third-round selection (75th overall – Nate Schnarr), and a fourth-round selection (108th overall – Noel Hoefenmayer) in the 2017 NHL Draft; Acquired a seventh-round selection – later transferred to Montreal (190th overall – Brett Stapley) in the 2018 NHL Draft from Montreal in exchange for a seventh-round selection (199th overall – Cayden Primeau) in the 2017 NHL Draft.

FEBRUARY 19, 2018: Acquired Petr Mrazek from Detroit in exchange for a fourth-round selection (81st overall – Seth Barton) in the 2018 NHL Draft and a conditional third-round selection in the 2019 NHL Draft (conditions not met).

MARCH 21, 2018: Acquired a third-round selection – later transferred to Nashville (65th overall – Alexander Campbell) in the 2019 NHL Draft from Edmonton in exchange for Cooper Marody.

JUNE 23, 2018: Acquired a seventh-round selection – later transferred to Montreal (201st overall – Rafael Harvey-Pinard) in the 2019 NHL Draft from Montreal in exchange for a seventh-round selection (190th overall – Brett Stapley) in the 2018 NHL Draft.

JANUARY 11, 2019: Acquired Jacob Graves and a sixth-round selection (169th overall – Roddy Ross) in the 2019 NHL Draft from Arizona in exchange for Jordan Weal.

JANUARY 17, 2019: Acquired Justin Bailey from Buffalo in exchange for Taylor Leier.

FEBRUARY 9, 2019: Acquired David Schlemke and Byron Frose from Montreal in exchange for Dale Weise and Christian Folin.

FEBRUARY 25, 2019: Acquired Ryan Hartman and a fourth-round selection – later transferred to Anaheim (104th overall – Thimo Nickl) in the 2020 NHL Draft from Nashville in exchange for Wayne Simmonds.

JUNE 3, 2019: Acquired Winnipeg's rights to Kevin Hayes from Winnipeg in exchange for a fifth-round selection (134th overall – Harrison Blaisdell) in the 2019 NHL Draft.

JUNE 14, 2019: Acquired Matt Niskanen from Washington in exchange for Radko Gudas.

JUNE 18, 2019: Acquired Justin Braun from San Jose in exchange for a second-round selection – later transferred to Vegas (41st overall – Kaedan Korczak) in the 2019 NHL Draft and a third-round selection – later transferred to Tampa Bay (85th overall – Maxim Goshiev) in the 2020 NHL Draft.

JUNE 22, 2019: Acquired a first-round selection (14th overall – Cam York) and a second-round selection – later transferred to Nashville (45th overall – Egor Afanasyev) from Arizona in exchange for a first-round selection (11th overall – Victor Soderstrom) in the 2019 NHL Draft; Acquired a second-round selection (34th overall – Bobby Brink) from Nashville in exchange for a second-round selection (45th overall – Egor Afanasyev) and a third-round selection (65th overall – Alexander Campbell) in the 2019 NHL Draft; Acquired a seventh-round selection – later transferred to Nashville (202nd overall – Gunnarwolfe Fontaine) in the 2020 NHL Draft from Montreal in exchange for a seventh-round selection (201st overall – Rafael Harvey-Pinard) in the 2019 NHL Draft.

JUNE 24, 2019: Acquired Tyler Pitlick from Dallas in exchange for Ryan Hartman.

FEBRUARY 24, 2020: Acquired future considerations from NY Rangers in exchange for J.F. Berube; Acquired Nathan Noel from Chicago in exchange for T.J. Brennan; Acquired Derek Grant from Anaheim in exchange for Kyle Crisculo and a fourth-round selection (104th overall – Thimo Nickl) in the 2020 NHL Draft; Acquired Nate Thompson from Montreal in exchange for a fifth-round selection (142nd overall – Daniil Sobolev) in the 2021 NHL Draft.

OCTOBER 7, 2020: Acquired a fourth-round selection (94th overall – Zayde Wisdom) from Tampa Bay in exchange for a fourth-round selection (116th overall – Eamon Powell) and a fifth-round selection (147th overall – Jaydon Dureau) in the 2020 NHL Draft; Acquired a fifth-round selection (135th overall – Elliot Desnoyers) from Nashville in exchange for two seventh-round selections (202nd overall – Gunnarwolfe Fontaine; 209th overall

– Chase McLane) in the 2020 NHL Draft.

APRIL 12, 2021: Acquired a fifth-round selection (158th overall – Ty Murchison) in the 2021 NHL Draft from Washington in exchange for Michael Raffi; Acquired a seventh-round selection – later transferred to Arizona (216th overall – Miguel Tourigny) in the 2022 NHL Draft from Montreal in exchange for Erik Gustafsson.

JULY 12, 2021: Acquired Ryan Ellis from Nashville in exchange for Nolan Patrick and Philippe Myers.

JULY 19, 2021: Acquired future considerations from Arizona in exchange for Shayne Gostisbehere, a second-round selection (36th overall – Artem Duda), and a seventh-round selection – later transferred to Montreal (216th overall – Miguel Tourigny) in the 2022 NHL Draft.

JULY 23, 2021: Acquired Rasmus Ristolainen from Buffalo in exchange for Robert Hagg, a first-round selection (14th overall – Isak Rosen) in the 2021 NHL Draft and a second-round selection in the 2023 NHL Draft.

JULY 24, 2021: Acquired Cam Atkinson from Columbus in exchange for Jakub Voracek.

MAR. 19, 2022: Acquired Owen Tippett, a first-round selection in the 2024 NHL Draft, and a third-round selection (95th overall – Denver Barkey) in the 2023 NHL Draft from Florida in exchange for Claude Giroux, Connor Bunnaman, German Rubtsov, and a fifth-round selection in the 2024 NHL Draft.

MAR. 21, 2022: Acquired a third-round selection (87th overall – Yegor Zavragin) in the 2023 NHL Draft from NY Rangers in exchange for Justin Braun; Acquired a fourth-round selection (120th overall – Alex Ciernik) in the 2023 NHL Draft from Edmonton in exchange for Derick Brassard.

MAR. 23, 2022: Acquired Brennan Menell from Toronto in exchange for future considerations.

JULY 8, 2022: Acquired Tony DeAngelo and a seventh-round selection (220th overall – Alexis Gendron) in the 2022 NHL Draft from Carolina in exchange for a fourth-round selection (101st overall – Simon Forsmark) in the 2022 NHL Draft, a third-round selection (71st overall – Brandon Svoboda) in the 2023 NHL Draft, and a second-round selection in the 2024 NHL Draft.

OCT. 26, 2022: Acquired Evan Barratt from Chicago in exchange for Cooper Zech.

FEB. 26, 2023: Acquired future considerations from Nashville in exchange for Isaac Ratcliffe.

MAR. 3, 2023: Acquired Brendan Lemieux and a fifth-round selection in the 2024 NHL Draft from Los Angeles in exchange for Zack MacEwen; Acquired a sixth-round selection (172nd overall – Ryan MacPherson) in the 2023 NHL Draft from Ottawa in exchange for Patrick Brown.

JUN. 6, 2023: Acquired Cal Petersen, Sean Walker, Helge Grans and a second-round selection in the 2024 NHL Draft from the Los Angeles Kings, as well as a first-round selection (22nd overall – Oliver Bonk) in the 2023 NHL Draft and a conditional second-round selection in the 2024 NHL Draft from the Columbus Blue Jackets as part of a three-team trade. Columbus received Ivan Provorov. Los Angeles received Kevin Connauton, Hayden Hodgson, and retained 30 percent of Provorov's salary.

JUN. 27, 2023: Acquired sixth-round selection in the 2024 NHL Draft from St. Louis in exchange for Kevin Hayes.


JUN. 27, 2023: Acquired the 51st overall pick in the second round of the 2023 NHL Draft from Chicago (Carson Bjarnason) in exchange for Philadelphia's sixth-round pick (167th overall – Milton Oscarson), in the 2023 NHL draft and a second-round pick in 2024 NHL Draft.

JUN. 29, 2023: Acquired sixth-round selection in the 2024 NHL Draft from St. Louis in exchange for Kevin Hayes.

AUG. 9, 2023: Acquired the rights to forward Massimo Rizzo and a fifth-round selection in the 2025 NHL Draft from the Carolina Hurricanes in exchange for the rights to forward David Kase.



PHILADELPHIA FLYERS
TRADITION



Ed Snider

A FLYER FOREVER

Ed Snider was an icon – an entrepreneur, a passionate philanthropist, a risk-taker for the greater good, and a true visionary in the sports and entertainment industry. Driven to succeed from an early age, Mr. Snider would bring a new team and a new industry into existence, rooting them into the fabric of the city he quickly fell in love with; one that adopted him as its own.

Mr. Snider's emergence as a leader in the Philadelphia sports market started in 1964 as vice president with the Philadelphia Eagles. Two years later, he transformed sports in the city when he mortgaged his home to establish a National Hockey League (NHL) franchise as the founder of the Philadelphia Flyers. The Flyers were quick to succeed and became the first expansion team to capture the coveted Stanley Cup when they won it in 1974 and again in 1975. The Flyers went on to become the only National Hockey League team to defeat the powerful Soviet Union national team when it toured North America in 1976. Mr. Snider became the driving force behind the Spectrum, Philadelphia's iconic arena and home to the Flyers and National Basketball Association's Philadelphia 76ers when, once again, he used his own financing to buy it out of bankruptcy in 1972.

In 1973, leveraging his knowledge of the sports and entertainment worlds, he created Spectacor as the management company to oversee the Flyers and the Spectrum. This move helped launch an entire industry – private management of sports and entertainment facilities. In 1976, Mr. Snider's vision turned to broadcasting. He created PRISM – the first 24-hour regional cable network in the nation to combine sports and movies.

Over the next 20 years, Spectacor experienced significant growth, earning national acclaim for its impact in the sports and entertainment industry. Under Mr. Snider's guidance, Spectacor developed and acquired nearly a dozen related lines of business including WIP-AM, which later became one of the first all sports radio stations. Spectacor was renamed Comcast Spectacor after Comcast Corporation acquired the Philadelphia 76ers in 1996 and then merged with Spectacor.

In the early 1990s, Mr. Snider had yet another vision for the city he loved: to create a state-of-the-art arena for the Flyers and the 76ers. He worked with city government and the business community to privately finance and build what is today called the Wells Fargo Center, which opened in 1996.

One of Mr. Snider's proudest accomplishments was the creation of the Ed Snider Youth Hockey Foundation in 2005. It provides underserved children from urban neighborhoods in Philadelphia and Camden, NJ, with the opportunity to learn to play the game of ice hockey and as a means to succeed in the game of life. The Foundation partnered with the City of Philadelphia and the Commonwealth of Pennsylvania in 2010 to complete a \$14.5 million construction project, completely refurbishing four public rinks in the city for year-round use. This project included new classrooms, learning labs, and public meeting space, as well as upgrading these rinks to NHL standards. Snider Hockey now funds and administers programming for more than 3,000 boys and girls at nine inner-city sites.



In addition to the legacy of the Ed Snider Youth Hockey Foundation, Mr. Snider also created Flyers Charities. The Flyers Wives Carnival, its signature event, is a highly attended annual event that has raised more than \$28 million since its inception in 1977. These charities have impacted millions of people in the region and touched the hearts of millions of fans.

Mr. Snider's business success and philanthropy has been widely recognized. He is an Honoured Member of the Hockey Hall of Fame, inducted as a builder in 1988. In addition to serving on the NHL's Executive Committee, he was a recipient of the Lester Patrick Award for outstanding service to hockey in the United States (1980).

He also is a member of the Pennsylvania Sports Hall of Fame (1985), the Flyers Hall of Fame (1989), the Philadelphia Jewish Sports Hall of Fame (1997), the Philadelphia Sports Hall of Fame (2005), the Greater Washington Jewish Sports Hall of Fame (2007), and the U.S. Hockey Hall of Fame (2011).



1973-74 STANLEY CUP CHAMPIONS



- STANLEY CUP FINALS RESULTS -

W	L
4	2

REGULAR SEASON RECORD: 50-16-12 (HOME: 28-6-5, ROAD: 22-10-7)

PLAYOFF RECORD: 12-5

QUARTERFINALS: DEFEATED ATLANTA FLAMES, FOUR GAMES TO ZERO.

SEMIFINALS: DEFEATED NEW YORK RANGERS, FOUR GAMES TO THREE.

FINAL: DEFEATED BOSTON BRUINS, FOUR GAMES TO TWO.

HEAD COACH: FRED SHERO

ROSTER: BARRY ASHBEE, BILL BARBER, TOM BLADON, BOBBY CLARKE (CAPTAIN), BILL CLEMENT, TERRY CRISP, GARY DORNHOEFER, ANDRE DUPONT, BILL FLETT, BOB KELLY, OREST KINDRACHUK, ROSS LONSBERRY, RICK MACLEISH, SIMON NOLET, BERNIE PARENT, DON SALESKI, DAVE SCHULTZ, BOBBY TAYLOR, JIM WATSON, JOE WATSON, ED VAN IMPE, BRUCE COWICK (PLAYOFFS ONLY).

NOTES:

- THE 1973-74 FLYERS WERE THE FIRST NHL EXPANSION CLUB TO WIN THE STANLEY CUP.
- RICK MACLEISH SCORED THE CUP-WINNING DEFLECTION GOAL AT 14:48 OF THE FIRST PERIOD OF GAME SIX AGAINST BOSTON. IT WAS THE LONE TALLY IN A 1-0 FINAL.
- AFTER WINNING THE VEZINA TROPHY IN THE REGULAR SEASON, BERNIE PARENT WON THE CONN SMYTHE TROPHY AS PLAYOFF MVP.
- PARENT WAS NAMED A 1ST TEAM NHL ALL-STAR AT GOALTENDER, WHILE BOBBY CLARKE WAS A 2ND-TEAM NHL ALL-STAR AT CENTER AND BARRY ASHBEE WAS A 2ND-TEAM NHL ALL-STAR AT DEFENSE.

1974-75 STANLEY CUP CHAMPIONS

PHILADELPHIA
FLYERS



- STANLEY CUP FINALS RESULTS -

W

L

4

2

REGULAR SEASON RECORD: 51-18-11 (HOME: 31-6-2, ROAD: 19-12-9)

PLAYOFF RECORD: 12-5

QUARTERFINALS: DEFEATED TORONTO MAPLE LEAFS, FOUR GAMES TO ZERO.

SEMIFINALS: DEFEATED NEW YORK ISLANDERS, FOUR GAMES TO THREE.

FINAL: DEFEATED BUFFALO SABRES, FOUR GAMES TO TWO.

HEAD COACH: FRED SHERO

ROSTER: BILL BARBER, TOM BLADON, BOB CLARKE (CAPTAIN), BILL CLEMENT, TERRY CRISP, GARY DORNHOEFER, ANDRE DUPONT, LARRY GOODENOUGH, TED HARRIS, BOB KELLY, OREST KINDRACHUK, REGGIE LEACH, ROSS LONSBERRY, RICK MACLEISH, BERNIE PARENT, DON SALESKI, DAVE SCHULTZ, WAYNE STEPHENSON, BOBBY TAYLOR, JIM WATSON, JOE WATSON, ED VAN IMPE.

NOTES:

- THE 1974-75 FLYERS WERE THE FINAL NHL TEAM TO WIN THE STANLEY CUP WITH A ROSTER CONSISTING ENTIRELY OF CANADIAN-BORN PLAYERS.
- THE FLYERS HAD THE NHL'S BEST RECORD IN THE REGULAR SEASON PRIOR TO WINNING THE STANLEY CUP.
- BOB KELLY SCORED THE STANLEY CUP WINNING GOAL AT THE 11-SECOND MARK OF THE THIRD PERIOD OF GAME SIX IN BUFFALO. THE FLYERS WON THE GAME, 2-0.
- FOR THE SECOND STRAIGHT SEASON, BERNIE PARENT WON BOTH THE VEZINA TROPHY AS THE NHL'S TOP GOALTENDER AND THE CONN SMYTHE TROPHY AS PLAYOFF MVP.
- BOBBY CLARKE WON HIS SECOND OF THREE HART TROPHIES AS THE NHL'S MOST VALUABLE PLAYER.



1975-76 CAMPBELL CONFERENCE CHAMPIONS



- STANLEY CUP FINALS RESULTS -

W	L
0	4

REGULAR SEASON RECORD: 51-13-6 (HOME: 36-2-2, ROAD: 15-11-14)

PLAYOFF RECORD: 8-8

QUARTERFINALS: DEFEATED TORONTO MAPLE LEAFS, FOUR GAMES TO THREE.

SEMIFINALS: DEFEATED BOSTON BRUINS, FOUR GAMES TO ONE.

FINAL: DEFEATED BY MONTREAL CANADIENS, FOUR GAMES TO ZERO.

HEAD COACH: FRED SHERO

ROSTER: BILL BARBER, TOM BLADON, MEL BRIDGMAN, BOBBY CLARKE (CAPTAIN), TERRY CRISP, GARY DORNHOEFER, ANDRE DUPONT, LARRY GOODENOUGH, BOB KELLY, OREST KINDRACHUK, REGGIE LEACH, ROSS LONSBERRY, RICK MACLEISH, JACK MCILHARGEY, BERNIE PARENT, DON SALESKI, DAVE SCHULTZ, WAYNE STEPHENSON, ED VAN IMPE, JIM WATSON, JOE WATSON.

NOTES:

- INJURED STAR PLAYERS BERNIE PARENT AND RICK MACLEISH WERE UNAVAILABLE FOR THE STANLEY CUP FINAL.
- EACH OF THE FIRST THREE GAMES OF THE STANLEY CUP FINAL WERE DECIDED BY ONE GOAL (4-3, 2-1, AND 3-2). IN GAME FOUR, THE GAME WAS TIED AT 3-3 WITH LESS THAN SIX MINUTES REMAINING IN REGULATION BEFORE MONTREAL SCORED TWICE TO WIN, 5-3.
- REGGIE LEACH'S 19 GOALS IN THE PLAYOFFS SET AN NHL RECORD FOR A PLAYOFF YEAR; A RECORD STILL CO-HELD AS OF 2016. LEACH BECAME JUST THE THIRD PLAYER FROM A DEFEATED TEAM IN THE STANLEY CUP FINAL TO WIN THE CONN SMYTHE TROPHY AS PLAYOFF MVP.
- BOBBY CLARKE WON HIS THIRD AND FINAL HART TROPHY AS NHL MOST VALUABLE PLAYER.
- THE FLYERS' .925 HOME WINNING PERCENTAGE IN 1975-76 STANDS AS A FRANCHISE RECORD.
- PHILADELPHIA SET A FRANCHISE RECORD (LATER BROKEN IN 1979-80) WITH A 23-GAME UNBEATEN STREAK (17-0-6) DURING THE REGULAR SEASON.



- STANLEY CUP FINALS RESULTS -

W	L
2	4

REGULAR SEASON RECORD: 48-12-20 (HOME: 27-5-8, ROAD: 21-7-12).

PLAYOFF RECORD: 13-6

PRELIMINARY ROUND: DEFEATED EDMONTON OILERS, THREE GAMES TO ZERO (BEST-OF-FIVE).

QUARTERFINALS: DEFEATED NEW YORK RANGERS, FOUR GAMES TO ONE.

SEMIFINALS: DEFEATED MINNESOTA NORTH STARS, FOUR GAMES TO ONE.

FINAL: DEFEATED BY NEW YORK ISLANDERS, FOUR GAMES TO TWO.

HEAD COACH: PAT QUINN


ROSTER: BILL BARBER, NORM BARNES, FRANK BATHE, MEL BRIDGMAN (CAPTAIN), MIKE BUSNIUK, BOBBY CLARKE, BOB DAILEY, ANDRE DUPONT, TOM GORENCE, AL HILL, PAUL HOLMGREN, BOB KELLY, REGGIE LEACH, KEN LINSEMAN, RICK MACLEISH, JACK MCILHARGEY, PHIL MYRE, JOHN PADDOCK, PETE PEETERS, BRIAN PROPP, DENNIS VERVERGAERT, JIM WATSON, BEHN WILSON.

NOTES:

- THE 1979-80 FLYERS SET A NORTH AMERICAN PROFESSIONAL SPORTS RECORD AS THEY REELED OFF A 35-GAME UNBEATEN STREAK (25-0-10), ECLIPSING THE PREVIOUS NHL-RECORD 28-GAME STREAK SET BY THE 1977-78 MONTREAL CANADIENS.
- THE ISLANDERS' BOBBY NYSTROM SCORED THE STANLEY CUP WINNING GOAL AT 7:11 OF OVERTIME IN GAME SIX OF THE FINAL AT NASSAU COUNTY COLISEUM IN UNIONDALE, NY. IN THE FIRST PERIOD, THE ISLANDERS BENEFITED FROM AN INFAMOUS MISSED OFFSIDE ON A RUSH THAT ENDED IN A DUANE SUTTER GOAL.
- KEN "THE RAT" LINSEMAN LED THE FLYERS WITH 22 POINTS (FOUR GOALS, 18 ASSISTS) IN 17 GAMES DURING THE FLYERS' PLAYOFF RUN.
- SEVEN FLYERS PLAYED IN 1980 NHL ALL-STAR GAME: GOALTENDER PETE PEETERS, FORWARDS BILL BARBER, REGGIE LEACH, RICK MACLEISH AND ROOKIE BRIAN PROPP, AND DEFENSEMEN JIM WATSON AND NORM BARNES.
- FORMER CAPTAIN BOB CLARKE SERVED AS AN ASSISTANT COACH TO PAT QUINN WHILE STILL ON THE ACTIVE PLAYING ROSTER.



1984-85 WALES CONFERENCE CHAMPIONS



- STANLEY CUP FINALS RESULTS -

W	L
1	4

REGULAR SEASON RECORD: 53-20-7 (HOME: 32-4-4, ROAD: 21-16-3)

PLAYOFF RECORD: 12-7

PATRICK DIVISION SEMIFINALS: DEFEATED NEW YORK RANGERS, THREE GAMES TO ZERO (BEST-OF-FIVE).

PATRICK DIVISION FINALS: DEFEATED NEW YORK ISLANDERS, THREE GAMES TO ONE.

WALES CONFERENCE FINAL: DEFEATED QUEBEC NORDIQUES, FOUR GAMES TO TWO.

STANLEY CUP FINAL: DEFEATED BY EDMONTON OILERS, FOUR GAMES TO ONE.

HEAD COACH: MIKE KEENAN


ROSTER: TODD BERGEN, DAVE BROWN, LINDSAY CARSON, MURRAY CRAVEN, DOUG CROSSMAN, MIROSLAV DVORAK, THOMAS ERIKSSON, BOB FROESE, LEN HACHBORN, ED HOSPODAR, MARK HOWE, TIM KERR, PELLE LINDBERGH, BRAD MARSH, BRAD MCCRIMMON, JOE PATERSON, DAVE POULIN, BRIAN PROPP, ILKKA SINISALO, DERRICK SMITH, RICH SUTTER, RON SUTTER, RICK TOCCHET, PETER ZESEL.

NOTES:

- THE FLYERS' REGULAR SEASON RECORD TOPPED ALL TEAMS IN THE NATIONAL HOCKEY LEAGUE. BEFORE THE SEASON, MANY PUNDITS PICKED THE FLYERS TO FINISH FOURTH IN THE PATRICK DIVISION. THE FLYERS' ROSTER WAS THE YOUNGEST IN THE NHL IN AVERAGE AGE PER PLAYER.
- TEAM CAPTAIN DAVE POULIN'S 5-ON-3 SHORTHANDED BREAKAWAY GOAL IN THE SECOND PERIOD OF GAME 5 OF THE WALES CONFERENCE FINAL WAS A PIVOTAL PLAY IN A 3-0 SHUTOUT WIN AT THE SPECTRUM IN THE CLINCHING GAME. AT THE TIME, THE GOAL GAVE PHILADELPHIA A 2-0 LEAD.
- THE FLYERS WON THE FIRST GAME OF THE STANLEY CUP FINAL, BUT THE OILERS WON EACH OF THE NEXT FOUR. THE FLYERS WERE WITHOUT GOALTENDER PELLE LINDBERGH IN GAME 5 AND TIM KERR IN GAME 4 AND GAME 5, BOTH DUE TO INJURY.
- LINDBERGH WON THE VEZINA TROPHY AS THE NHL'S TOP GOALTENDER AND WAS A FINALIST FOR THE HART TROPHY (WON BY EDMONTON'S WAYNE GRETZKY) AS LEAGUE MVP.
- FIRST-YEAR HEAD COACH MIKE KEENAN WON THE JACK ADAMS AWARD AS THE NHL'S TOP COACH. PREVIOUS WINNERS INCLUDED FRED SHERO (1973-74) AND PAT QUINN (1979-80).

1986-87 WALES CONFERENCE CHAMPIONS

PHILADELPHIA
FLYERS



- STANLEY CUP FINALS RESULTS -

W	L
3	4

REGULAR SEASON RECORD: 46-26-8 (HOME: 29-9-2, 17-17-6)

PLAYOFF RECORD: 15-11

PATRICK DIVISION SEMIFINALS: DEFEATED NEW YORK RANGERS, FOUR GAMES TO TWO.

PATRICK DIVISION FINALS: DEFEATED NEW YORK ISLANDERS, FOUR GAMES TO THREE.

WALES CONFERENCE FINALS: DEFEATED MONTREAL CANADIENS, FOUR GAMES TO TWO.

STANLEY CUP FINAL: DEFEATED BY EDMONTON OILERS, FOUR GAMES TO THREE.

HEAD COACH: MIKE KEENAN


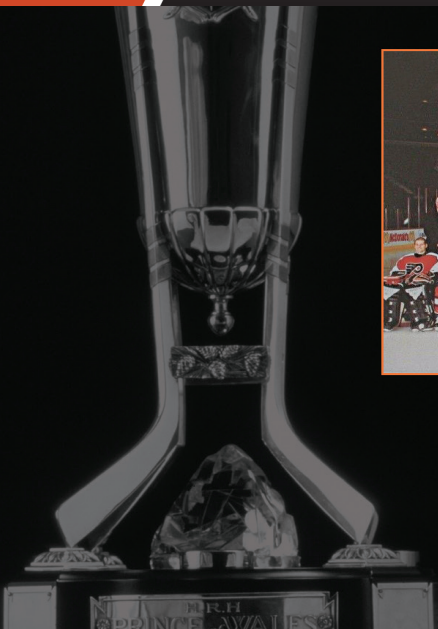
ROSTER: DAVE BROWN, LINDSAY CARSON, MURRAY CRAVEN, DOUG CROSSMAN, J.J. DAIGNEAULT, RON HEXTALL, ED HOSPODAR, MARK HOWE, TIM KERR, BRAD MARSH, BRAD MCCRIMMON, SCOTT MELLANBY, DAVE POULIN, BRIAN PROPP, GLENN RESCH, KJELL SAMUELSSON, ILKKA SINISALO, DERRICK SMITH, DARYL STANLEY, RON SUTTER, RICK TOCCHET, PETER ZEDEL.

NOTES:

- WITH TWO SEVEN-GAME AND TWO SIX-GAME SERIES IN THE POSTSEASON, THE FLYERS PLAYED ONLY TWO FEWER THAN THE MAXIMUM POSSIBLE 28 PLAYOFF GAMES.
- J.J. DAIGNEAULT'S GAME-WINNING GOAL AT 14:28 OF THE THIRD PERIOD OF GAME SIX AT THE SPECTRUM FORCED A SEVENTH AND DECIDING GAME OF THE SERIES IN EDMONTON.
- THE FLYERS HELD AN EARLY 1-0 LEAD IN GAME SEVEN OF THE FINAL BEFORE EDMONTON ULTIMATELY PREVAILED, 3-1.
- BRIAN PROPP LED THE FLYERS IN PLAYOFF SCORING WITH 28 POINTS (12 GOALS, 16 ASSISTS) IN 26 GAMES.
- PRIOR TO THE SERIES-ENDING GAME SIX OF THE WALES CONFERENCE FINAL, FLYERS AND MONTREAL PLAYERS BRAWLED AT THE END OF PRE-GAME WARMUPS.
- ROOKIE GOALTENDER FINISHED AS RUNNER-UP FOR THE CALDER TROPHY AS THE NHL'S ROOKIE OF THE YEAR BUT HE WON THE VEZINA TROPHY AS THE NHL'S TOP GOALTENDER AND THE CONN SMYTHE TROPHY AS PLAYOFF MVP.
- TIM KERR MATCHED HIS CAREER-HIGH 58 GOALS DURING THE REGULAR SEASON; THE FOURTH STRAIGHT SEASON THAT KERR SCORED AT LEAST 54 GOALS. DUE TO A SHOULDER INJURY, HE MISSED THE FINAL 14 GAMES OF THE FLYERS' PLAYOFF RUN.
- MARK HOWE WAS THE RUNNER-UP TO RAY BOURQUE FOR THE NORRIS TROPHY AS THE NHL'S BEST DEFENSEMAN; THE THIRD TIME IN HIS CAREER THAT HE FINISHED SECOND IN THE BALLOTING.



1996-97 EASTERN CONFERENCE CHAMPIONS



- STANLEY CUP FINALS RESULTS -

W	L
0	4

REGULAR SEASON RECORD: 45-24-13 (HOME: 23-12-6, ROAD: 22-12-7)

PLAYOFF RECORD: 12-7

EASTERN CONFERENCE QUARTERFINALS: DEFEATED PITTSBURGH PENGUINS, FOUR GAMES TO ONE.

EASTERN CONFERENCE SEMIFINALS: DEFEATED BUFFALO SABRES, FOUR GAMES TO ONE.

EASTERN CONFERENCE FINAL: DEFEATED NEW YORK RANGERS, FOUR GAMES TO ONE.

STANLEY CUP FINAL: DEFEATED BY DETROIT RED WINGS, FOUR GAMES TO ZERO.

HEAD COACH: TERRY MURRAY

ROSTER: ROD BRIND'AMOUR, PAUL COFFEY, SCOTT DANIELS, ERIC DESJARDINS, JOHN DRUCE, KARL DYKHUIS, PAT FALLOON, COLIN FORBES, DALE HAWERCHUK, RON HEXTALL, TRENT KLATT, DAN KORDIC, DANIEL LACROIX, JOHN LECLAIR, ERIC LINDROS (CAPTAIN), JANNE NIINIMAA, JOEL OTTO, MICHEL PETIT, SHJON PODEIN, VACLAV PROSPAL, MIKAEL RENBERG, KJELL SAMUELSSON, GARTH SNOW, PETR SVOBODA, CHRIS THERIEN, DAINIUS ZUBRUS.

NOTES:

- THE FLYERS FINISHED IN SECOND PLACE IN THE ATLANTIC DIVISION DURING THE REGULAR SEASON, ONE POINT BEHIND THE NEW JERSEY DEVILS.
- THIS WAS THE FINAL SEASON THAT THE ORIGINAL "LEGION OF DOOM" LINE OF ERIC LINDROS, JOHN LECLAIR AND MIKAEL RENBERG WAS AN INTACT UNIT. RENBERG WAS TRADED IN THE OFFSEASON AND MOSTLY PLAYED WITH OTHER LINEMATES DURING HIS SUBSEQUENT SECOND STINT WITH THE FLYERS (1998-99 TO 1999-2000).
- LINDROS LED THE FLYERS IN PLAYOFF SCORING WITH 26 POINTS (12 GOALS, 14 ASSISTS) IN 19 GAMES, WHILE LINEMATE LECLAIR'S THREE GAME-WINNERS (AMONG NINE GOALS OVERALL) PACED THE TEAM.
- DEFENSEMAN JANNE NIINIMAA EARNED A SPOT ON THE NHL ALL-ROOKIE TEAM.
- LINDROS, LECLAIR, PAUL COFFEY AND DALE HAWERCHUK WERE SELECTED TO THE NHL ALL-STAR GAME.



- STANLEY CUP FINALS RESULTS -

W	L
2	4

REGULAR SEASON RECORD: 41-35-6 (HOME: 24-14-3, AWAY: 17-21-3)

PLAYOFF RECORD: 14-9

EASTERN CONFERENCE QUARTERFINALS: DEFEATED NEW JERSEY DEVILS, FOUR GAMES TO ONE.

EASTERN CONFERENCE SEMIFINALS: DEFEATED BOSTON BRUINS, FOUR GAMES TO THREE.

EASTERN CONFERENCE FINAL: DEFEATED MONTREAL CANADIENS, FOUR GAMES TO ONE.

STANLEY CUP FINAL: DEFEATED BY CHICAGO BLACKHAWKS, FOUR GAMES TO TWO.


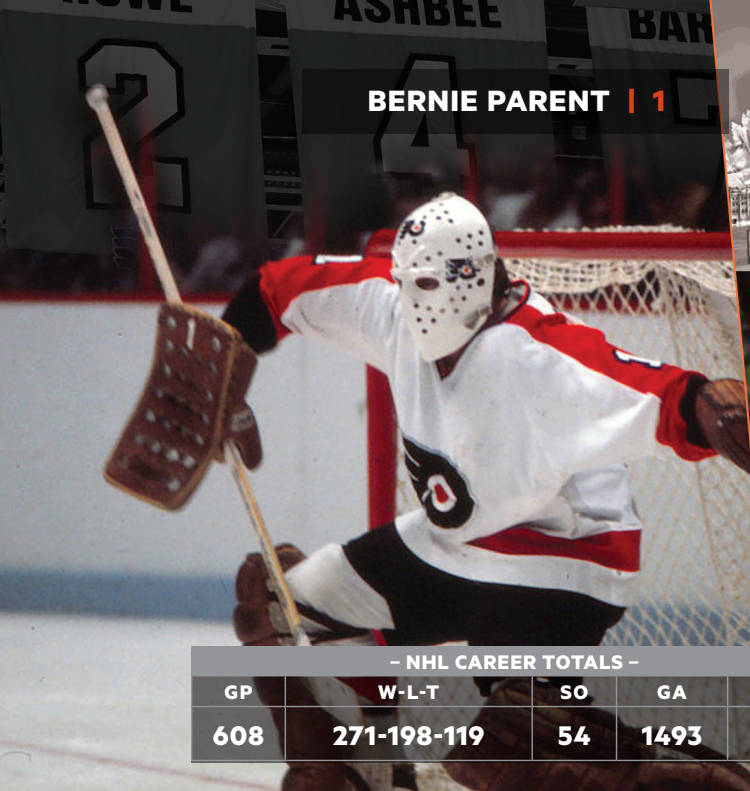
HEAD COACH: PETER LAVIOLETTE (REPLACED JOHN STEVENS ON DECEMBER 4, 2009)

ROSTER: ARRON ASHAM, OSKARS BARTULIS, BLAIR BETTS, DANNY BRIERE, BRIAN BOUCHER, DAN CARCILLO, MATT CARLE, JEFF CARTER, BRAYDON COBURN, RAY EMERY, CLAUDE GIROUX, SCOTT HARTNELL, LUKAS KRAJICEK, IAN LAPERRIERE, MICHAEL LEIGHTON, VILLE LEINO, ANDREAS NODL, RYAN PARENT, DARROLL POWE, CHRIS PRONGER, MIKE RICHARDS, KIMMO TIMONEN, JAMES VAN RIEMSDYK.

NOTES:

- THE FLYERS QUALIFIED FOR THE PLAYOFFS VIA SHOOTOUT VICTORY OVER THE NEW YORK RANGERS ON THE FINAL DAY OF THE 2009-10 REGULAR SEASON. HAD NEW YORK WON, THE RANGERS WOULD HAVE MADE THE PLAYOFFS INSTEAD.
- IN THE EASTERN CONFERENCE SEMIFINALS, THE FLYERS BECAME JUST THE THIRD TEAM IN NHL HISTORY TO RECOVER FROM A THREE GAMES TO ZERO DEFICIT AND COME BACK TO WIN A SERIES. IN THE CLINCHING SEVENTH GAME IN BOSTON, THE FLYERS TRAILED 3-0 IN THE FIRST PERIOD BEFORE STORMING BACK TO WIN IN REGULATION, 4-3.
- DANNY BRIERE LED THE FLYERS IN PLAYOFF SCORING WITH 30 POINTS (12 GOALS, 18 ASSISTS) IN 23 GAMES. HE SET A NEW FRANCHISE RECORD FOR A PLAYOFF YEAR.

BERNIE PARENT | 1



– NHL CAREER TOTALS –

GP	W-L-T	SO	GA	GAA
608	271-198-119	54	1493	2.55

NUMBER RETIRED ON OCTOBER 11, 1979

THE ENTIRE HISTORY OF THE PHILADELPHIA FLYERS MAY HAVE BEEN DIFFERENT WITHOUT BERNIE PARENT. THE MONTREAL NATIVE WAS NOT ONLY THE GREATEST GOALTENDER IN FRANCHISE HISTORY; HE WAS ONE OF THE BEST TO EVER GRACE A NATIONAL HOCKEY LEAGUE CREASE.

PARENT'S NAME IS SYNONYMOUS WITH GRACE AND EXCELLENCE ON THE HOCKEY RINK. JUST AS IMPORTANTLY, PARENT IS KNOWN AS A WARM, COMPASSIONATE HUMAN BEING WHO HAS NEVER BEEN AFRAID TO FACE UP TO HIS FLAWS. HE HAS CELEBRATED THE GOOD TIMES AND WEATHERED THE TOUGH TIMES WITH UNCOMMON GRACE AND REFRESHING HONESTY. HE EMERGED WITH HIS SMILE INTACT AND BOASTS COUNTLESS NUMBERS OF FRIENDS AND ACQUAINTANCES WHO FEEL ENRICHED TO HAVE KNOWN HIM.

BELOVED BY FANS AND TEAMMATES ALIKE, THE HOCKEY HALL OF FAME GOALTENDER'S GENTLE SPIRIT AND GOOD HUMOR OFF THE ICE WERE ONLY SURPASSED BY HIS BRILLIANCE BETWEEN THE PIPES. PARENT GAVE HIS TEAM THE CONFIDENCE TO BELIEVE THEY HAD A CHANCE TO WIN EVERY NIGHT.

PARENT'S TWO-STINT FLYERS CAREER ENDED WITH A STELLAR 232-141-103 RECORD, 50 SHUTOUTS, AND A 2.42 GOALS AGAINST AVERAGE. HIS PLAYOFF NUMBERS WERE EQUALLY IMPRESSIVE, WITH TWO CONN SMYTHE TROPHIES AND 2.38 GOALS AGAINST AVERAGE.

FLYERS CAREER HONORS AND ACHIEVEMENTS

NHL FIRST-TEAM ALL-STAR: 1973-74, 1974-75

CONN SMYTHE TROPHY WINNER: 1974, 1975

VEZINA TROPHY: 1973-74, 1974-75

STANLEY CUP CHAMPIONSHIP: 1973-74, 1974-75

NHL ALL-STAR GAME PARTICIPANT: 1968-69, 1969-70, 1973-74, 1974-75, 1976-77

CLASS GUY AWARD: 1978-79

FLYERS FRANCHISE RECORD: MOST CAREER SHUTOUTS, REGULAR SEASON (50), PLAYOFFS (SIX)

FLYERS FRANCHISE RECORD: MOST SHUTOUTS IN A SEASON (12, 1973-74 AND 1974-75)

40-WIN CLUB: 1973-74 (47, FRANCHISE RECORD), 1974-75 (44)

HOCKEY HALL OF FAME INDUCTEE: 1984

FLYERS HALL OF FAME INDUCTEE: 1988

MARK HOWE | 2



- NHL CAREER TOTALS -				
GP	G	A	PTS	PIM
929	197	545	742	455

NUMBER RETIRED ON MARCH 6, 2012

THE CONSENSUS BEST ALL-AROUND DEFENSEMAN IN THE FIRST HALF-CENTURY OF FLYERS' FRANCHISE HISTORY, MARK HOWE IS A MEMBER OF THE HOCKEY HALL OF FAME, THE UNITED STATES HOCKEY HALL OF FAME AND THE FLYERS HALL OF FAME.

HOWE'S COMBINATION OF SUPREME NATURAL TALENT, OUTSTANDING WORK ETHIC AND SHARP MIND FOR HOCKEY MADE HIM A SUPERIOR PLAYER BOTH OFFENSIVELY AND DEFENSIVELY. HE MADE THE TRANSITION FROM AN ALL-STAR FORWARD TO DEFENSEMAN MID-CAREER AND NOT ONLY HELD THEIR OWN AT THE NEW POSITION, BUT BECAME ONE OF THE NHL'S BEST BLUELINERS OF HIS GENERATION.

HOWE WAS A SMOOTH SKATER, A PINPOINT PASSER AND POSSESSED A DANGEROUS WRIST SHOT. AT THE DEFENSIVE END, HIS UNCANNY ANTICIPATION AND POSITIONAL SMARTS MORE THAN MADE UP FOR HIS LACK OF SIZE AND BULK.

BETWEEN HIS WHA AND NHL CAREERS, HOWE COMPILED 405 REGULAR SEASON GOALS AND 1,246 REGULAR SEASON POINTS. HOWE IS ALSO THE FLYERS FRANCHISE LEADER FOR GOALS (138), ASSISTS (342), REGULAR SEASON POINTS (342), PLAYOFF POINTS (53) AND CAREER PLUS-MINUS RATING (+349) AMONG DEFENSEMEN.

A THREE-TIME NORRIS TROPHY FINALIST FOR BEST NHL DEFENSEMAN AND FOUR-TIME BARRY ASHBEE AWARD WINNER, HOWE ALWAYS PLACED MUCH GREATER EMPHASIS ON TEAM GOALS THAN PERSONAL ACCOMPLISHMENTS. OFF THE ICE, HE EPITOMIZED CLASS AND DIGNITY.

FLYERS CAREER HONORS AND ACHIEVEMENTS

NHL FIRST-TEAM ALL-STAR: 1982-83, 1985-86, 1986-87

NORRIS TROPHY FINALIST: 1982-83, 1985-86, 1986-87

NHL ALL-STAR GAME: 1982-83, 1985-86, 1987-88

EMERY EDGE (NHL PLUS/MINUS) AWARD: 1985-86 (+85)

STANLEY CUP FINAL PARTICIPANT: 1984-85, 1986-87

BARRY ASHBEE TROPHY (FLYERS TOP DEFENSEMAN): 1982-83, 1985-86, 1986-87, 1987-88

BOBBY CLARKE TROPHY (FLYERS MVP): 1985-86

FLYERS FRANCHISE RECORDS FOR DEFENSEMEN: GOALS (138), ASSISTS (342), POINTS (480), PLUS/MINUS (+349)



FLYERS HALL OF FAME: 2001

UNITED STATES HOCKEY HALL OF FAME: 2003

HOCKEY HALL OF FAME: 2011

LESTER PATRICK TROPHY - 2016

BARRY ASHBEE | 4



- NHL CAREER TOTALS -

GP	G	A	PTS	PIM
284	15	70	85	291

NUMBER RETIRED ON OCTOBER 13, 1977

AN INSPIRATIONAL LEADER BY STOIC EXAMPLE, THE LATE BARRY ASHBEE WAS AN EVERYMAN MADE GOOD. AMONG TEAMMATES, HE EPITOMIZED THE COMPETITIVENESS OF THE BROAD STREET BULLIES-ERA FLYERS. WHATEVER ASHBEE LACKED IN NATURAL TALENT HE MADE UP FOR IN HOCKEY SMARTS, WORK ETHIC AND HUNGER TO WIN.

ASHBEE POSSESSED AS MUCH CHARACTER AND INNER STRENGTH AS ANYONE WHO HAS EVER BEEN A PROFESSIONAL ATHLETE. THERE WAS NOTHING PHONY OR PRETENTIOUS ABOUT THE GUY TEAMMATES CALLED "ASH CAN."

THE DEFENSIVE DEFENSESMAN COURAGEOUSLY AND EFFECTIVELY PLAYED THROUGH A LITANY OF INJURIES THAT WAS EXTENSIVE EVEN BY HOCKEY STANDARDS. ALTHOUGH HIS LATE-BLOOMING NHL PLAYING CAREER WAS CUT SHORT BY AN EYE INJURY SUFFERED IN THE 1974 STANLEY CUP SEMIFINALS, ASHBEE LEFT AN INDELIBLE MARK IN SHAPING THE FLYERS' TEAM IDENTITY; FIRST AS A PLAYER AND LATER AS AN ASSISTANT COACH.

BY CELEBRATING THE LEGACY OF BARRY ASHBEE, THE FLYERS ALSO PAY TRIBUTE TO ALL THE PLAYERS WHO CAME BEFORE AND AFTER HIM, MEN WHO TOILED AND SACRIFICED JUST FOR A CHANCE TO PLAY. HIS JERSEY WAS RETIRED AS MUCH TO VENERATE HIS SPIRIT AS TO HONOR HIS PLAYING ABILITIES. NO ONE WAS MORE DEDICATED TO WINNING OR PERSEVERED MORE TENACIOUSLY.

FLYERS CAREER HONORS AND ACHIEVEMENTS




NHL SECOND-TEAM ALL-STAR: 1973-74

STANLEY CUP CHAMPIONSHIP: 1973-74, 1974-75 (ASSISTANT COACH)

FLYERS HALL OF FAME: 1991

BARRY ASHBEE TROPHY (FLYERS BEST DEFENSESMAN): AWARD FIRST GIVEN IN 1974-75.

BILL BARBER | 7



- NHL CAREER TOTALS -				
GP	G	A	PTS	PIM
903	420	463	883	623

NUMBER RETIRED ON OCTOBER 11, 1990

AN INDUCTEE IN BOTH THE HOCKEY HALL OF FAME AND FLYERS HALL OF FAME, LEFT WINGER BILL BARBER WAS MUCH MORE THAN JUST ONE-THIRD OF THE FAMED LCB LINE WITH TEAMMATES BOB CLARKE AND REGGIE LEACH.

BARBER SPENT HIS ENTIRE PLAYING CAREER WITH THE FLYERS. HE PLAYED 903 REGULAR SEASON GAMES (420 GOALS, 463 ASSISTS, 883 POINTS, 623 PENALTY MINUTES) AND 129 GAMES IN THE STANLEY CUP PLAYOFFS (53 GOALS, 55 ASSISTS, 108 POINTS, 109 PENALTY MINUTES). KNEE PROBLEMS PREMATURELY ENDED HIS CAREER, BUT BARBER STILL STANDS AT THE FRANCHISE'S ALL-TIME LEADING GOAL SCORER.

BARBER WAS A PRODUCTIVE OFFENSIVE FORCE ALMOST IN SPITE OF HIMSELF. THE PLAYER CARED ONLY ABOUT WINNING. ALTHOUGH THERE WERE A HANDFUL OF PLAYERS AROUND THE LEAGUE WHO SCORED AT A MORE PROLIFIC RATE, BARBER WAS ONE OF THE NATIONAL HOCKEY LEAGUE'S TOP ALL-AROUND WINGERS OF HIS ERA.

SOME OF BARBER'S BEST GAMES CAME IN THE BIGGEST GAMES OF SEASON. FOR EXAMPLE, IN THE 31 PLAYOFF GAMES THE FLYERS PLAYED IN 1980 AND 1981, THE INTREPID BARBER SCORED 23 GOALS AND 37 POINTS. IN THE 1980 RUN TO THE CUP FINALS, BARBER TIED AN NHL RECORD WITH 3 SHORTHANDED GOALS. THAT IS THE EPITOME OF "CLUTCH PERFORMANCE."

FLYERS CAREER HONORS AND ACHIEVEMENTS

NHL FIRST-TEAM ALL-STAR: 1975-76

NHL SECOND-TEAM ALL-STAR: 1978-79, 1980-81

NHL ALL-STAR GAME: 1974-75, 1975-76, 1977-78, 1978-79, 1979-80, 1980-81, 1981-82

STANLEY CUP CHAMPIONSHIP: 1973-74, 1974-75

STANLEY CUP FINAL PARTICIPANT: 1973-74, 1974-75, 1975-76, 1979-80

CALDER CUP CHAMPIONSHIP: 1997-98 (HEAD COACH, PHILADELPHIA PHANTOMS)

CLASS GUY AWARD: 1980-81

JACK ADAMS AWARD (NHL COACH OF THE YEAR): 2000-01

FLYERS 50-GOAL CLUB: 1975-76


FLYERS 100-POINT CLUB: 1975-76

FRANCHISE CAREER GOAL RECORD: 420 (REGULAR SEASON), 53 (PLAYOFFS)

FLYERS HALL OF FAME: 1989

HOCKEY HALL OF FAME: 1990

BOB CLARKE | 16



- NHL CAREER TOTALS -				
GP	G	A	PTS	PIM
1144	358	852	1210	1453

NUMBER RETIRED ON NOVEMBER 15, 1984

DESCRIBED BY COACH FRED SHERO AS "A DREAM DRESSED IN WORK CLOTHES," BOB CLARKE PLAYED AN INCALCULABLE ROLE IN SHAPING THE FLYERS TEAM IDENTITY AND WORK ETHIC.

THE FLYERS' LONGTIME CAPTAIN WAS THE ULTIMATE TEAM PLAYER, CARING NOTHING FOR PERSONAL STATS AND WILLING TO DO ANYTHING FOR VICTORY; WHETHER IT MEANT SPILLING HIS OWN BLOOD OR FIGHTING FOR THE PUCK AS IF HIS LIFE DEPENDED ON IT. CLARKE WAS ALSO ONE OF THE TOP PLAYMAKERS IN NHL HISTORY, A HIGHLY EFFECTIVE TWO-WAY, ALL-SITUATIONS PERFORMER AND ONE OF THE BEST FACEOFF MEN OF HIS ERA.

KNOWN AS "BOBBY" TO FANS AND "WHITEY" TO TEAMMATES, CLARKE WAS AS MODEST, UNASSUMING AND SOFT-SPOKEN OFF THE ICE AS HE WAS DRIVEN TO WIN ON THE ICE.

CLARKE QUICKLY MADE PEOPLE FORGET THAT HE'D BEEN BYPASSED AT LEAST ONCE IN THE 1969 NHL DRAFT BY EVERY TEAM IN THE LEAGUE SOLELY BECAUSE HE HAD A FORM OF DIABETES. SIMULTANEOUSLY, HE BECAME A SOURCE OF INSPIRATION TO DIABETIC ASPIRING ATHLETES WORLDWIDE.

EVEN HAD CLARKE NOT GONE ON TO BECOME A TWO-TENURE FLYERS GENERAL MANAGER AND TO LATER SERVE THE ORGANIZATION AS SENIOR VICE PRESIDENT, HIS PLACE WOULD BE SECURE IN THE TEAM'S PANTHEON OF THE GREATEST OF THE GREATS.

FLYERS CAREER HONORS AND ACHIEVEMENTS

- HART TROPHY: 1972-73, 1974-75, 1975-76
- NHL FIRST-TEAM ALL-STAR: 1974-75, 1975-76
- NHL SECOND-TEAM ALL-STAR: 1972-73, 1973-74
- SELECTED TO 10 CONSECUTIVE NHL ALL-STAR GAMES FROM 1970-79
- MASTERTON TROPHY: 1971-72
- SELKE TROPHY: 1982-83
- LESTER B. PEARSON AWARD: 1972-73
- LESTER PATRICK AWARD (SERVICE TO HOCKEY IN THE USA): 1979-80
- CLASS GUY AWARD: 1981-82
- FLYERS 100-POINT CLUB: 1972-73, 1974-75, 1975-76
- FLYERS FRANCHISE RECORD, REG. SEASON: MOST GAMES (1,144), POINTS (1,210) AND ASSISTS (852)
- FLYERS FRANCHISE RECORD, PLAYOFFS: MOST GAMES (136), POINTS (119), AND ASSISTS (77)



ERIC LINDROS | 88



- NHL CAREER TOTALS -

GP	G	A	PTS	PIM
760	372	493	865	1398

NUMBER RETIRED ON JANUARY 18, 2018

HIS ACQUISITION FROM THE QUEBEC NORDIQUES IN THE SUMMER OF 1992 SHOOK THE HOCKEY WORLD, AND FROM THERE, ERIC LINDROS WENT ON TO BECOME THE MOST PROLIFIC SCORER IN FLYERS HISTORY. ALTHOUGH HIS CAREER TOTALS DON'T TOP THE TEAM LISTS, HIS 1.36 POINTS PER GAME OVER HIS 486-GAME FLYERS CAREER IS UNPARALLELED BY ANY OTHER PLAYER EVER TO WEAR THE ORANGE AND BLACK.

LINDROS MADE HIS NHL DEBUT ON OCTOBER 6, 1992 IN THE SEASON OPENER AGAINST PITTSBURGH, SCORING A GOAL IN A 3-3 TIE. IT WAS THE FIRST OF HIS 41 GOALS THAT SEASON, A FRANCHISE RECORD FOR GOALS SCORED BY A ROOKIE THAT STILL STANDS.

LINDROS WAS NAMED THE 11TH CAPTAIN IN FLYERS HISTORY ON SEPTEMBER 6, 1994, AND AT THE AGE OF 21 BECAME THE YOUNGEST PLAYER IN FRANCHISE HISTORY TO HOLD THE ROLE. HE RECORDED A 70-POINT SEASON (29 G, 41 A) IN 46 GAMES DURING THE SHORTENED SEASON OF 1994-95, WHICH TIED FOR THE LEAGUE LEAD AND EARNED HIM THE HART TROPHY AS THE LEAGUE'S MOST VALUABLE PLAYER. LINDROS JOINED BOBBY CLARKE AS THE ONLY TWO FLYERS EVER TO WIN THE AWARD.

THE FOLLOWING SEASON, LINDROS POSTED A CAREER-HIGH 115 POINTS. IT RANKS AS THE FOURTH-HIGHEST SINGLE-SEASON TOTAL IN TEAM HISTORY BEHIND ONLY MARK RECCHI (123 PTS, 1992-93) AND CLARKE (119 PTS, 1975-76 AND 116 PTS, 1974-75), AND WAS THE LAST 100-POINT SEASON BY A FLYER FOR 22 YEARS. LINDROS WENT ON TO POST WELL ABOVE A POINT-PER-GAME AVERAGE IN EACH OF THE NEXT FOUR SEASONS, NEVER SCORING FEWER THAN 27 GOALS.

LINDROS APPEARED IN 486 GAMES FOR THE FLYERS OVER EIGHT SEASONS, RISING TO FIFTH ON THE CLUB'S ALL-TIME SCORING LIST WITH 290 GOALS AND 369 ASSISTS FOR 659 POINTS.

FLYERS CAREER HONORS AND ACHIEVEMENTS

HART TROPHY: 1994-95

TED LINDSAY AWARD: 1994-95

NHL FIRST-TEAM ALL-ROOKIE: 1992-93

NHL FIRST-TEAM ALL-STAR: 1994-95

NHL SECOND-TEAM ALL-STAR: 1995-96

NHL ALL-STAR GAME: 1993-94, 1995-96, 1996-97, 1997-98, 1998-99, 1999-2000

OLYMPIC GAMES TEAM CANADA: 1992, 1998, 2002

FLYERS 100-POINT CLUB: 1995-96

FLYERS FRANCHISE RECORD: MOST GOALS SCORED BY A ROOKIE IN A SEASON (41)

FLYERS FRANCHISE RECORD: MOST CAREER POINTS-PER-GAME AVERAGE (1.36)

FLYERS HALL OF FAME: 2014

HOCKEY HALL OF FAME: 2016



 Spectrum

1967-2009



SPECTRUM HISTORY

When the National Hockey League granted a conditional expansion franchise on February 9, 1966 to the team that became known as the Philadelphia Flyers, one of the key conditions was the construction and completion of a new arena in time for the start of the 1967-68 NHL season.

On June 1, 1966, a public groundbreaking ceremony took place on the site at Broad Street and Pattison Avenue where the arena that came to be called the Spectrum would stand. The building hosted its first event on September 30, 1967.


"This building was just an idea 16 months ago," Flyers co-founder Ed Snider said at the time of the arena's opening. "We got it done in record time."

Over the years, the Spectrum was the home of the NHL's Flyers (1967-68 to 1995-96), the NBA's Philadelphia 76ers (1967-68 to 1995-96), and the American Hockey League's Philadelphia Phantoms (1996-97 to 2008-09). During its life, the building also hosted notable events in college basketball, boxing, indoor soccer, indoor lacrosse, big-name concerts, circuses, the Ice Capades, monthly professional wrestling cards, tractor pulls, and professional bull riding, among others.

The arena's name was conceived by Lou Scheinfeld, a former newspaper writer hired by Mr. Snider as vice president of business operations. The name was an acronym of sorts intended to reflect the wide array of events the facility would host. The SP stood for "sports." The E was for "entertainment." The C was for "circuses." The T was for "theatricals", R was for "recreation."

What about the UM on the end? Scheinfeld often quipped that it stood for, "um, what a nice building."

The arena closed for good on November 1, 2009. Demolition was completed in May 2011. The next year, the Xfinity Live! complex opened on the north edge of the site across the parking lot from the Wells Fargo Center.





SPECTRUM HISTORY

SPECTRUM EVENT HIGHLIGHTS

FIRST EVENT: QUAKER CITY JAZZ FESTIVAL, **SEPTEMBER 30, 1967**
 FIRST SPORTS EVENT: BOXING (JOE FRAZIER VS. TONY DOYLE), **OCT. 17, 1967**
 FIRST PHILADELPHIA 76ERS GAME: **OCTOBER 18, 1967**
 FIRST FLYERS GAME: **OCTOBER 19, 1967 (VS. PITTSBURGH)**
 FIRST FLYERS PREGAME RENDITION OF "GOD BLESS AMERICA": **DECEMBER 11, 1969**
 20TH ANNUAL NBA ALL-STAR GAME, **JANUARY 20, 1970**
 KATE SMITH FIRST LIVE FLYERS PREGAME "GOD BLESS AMERICA" PERFORMANCE: **OCTOBER 11, 1973**
 FLYERS WIN FIRST STANLEY CUP: **MAY 19, 1974 (1974 FINAL VS BOSTON, GAME SIX)**
 OLGA KOR BUT APPEARS LIVE WITH TOURING RUSSIAN GYM TEAM **NOVEMBER 10, 1974**
 FLYERS VS. RED ARMY (CSKA): **JANUARY 11, 1976**
 29TH ANNUAL NHL ALL-STAR GAME: **JANUARY 20, 1976**
 26TH ANNUAL NBA ALL-STAR GAME: **FEBRUARY 3, 1976**
 LUCIANO PAVAROTTI CONCERT: **APRIL 5, 1976**
 FIRST FLYERS WIVES CARNIVAL: **FEBRUARY 1, 1977**
 ELVIS PRESLEY'S FINAL SPECTRUM APPEARANCE **MAY 28, 1977**
 FLYERS VS. HC PARDUBICE: **DECEMBER 26, 1977**
 BRUCE SPRINGSTEEN PLAYS EIGHT SOLD-OUT SHOWS: **1981**
 1981 NCAA FINAL FOUR: INDIANA V. NORTH CAROLINA, **MARCH 30, 1981**
 BOBBY CLARKE NIGHT: **NOVEMBER 15, 1984**
 FLYERS VS QUEBEC NORDIQUES: 1985 WALES CONFERENCE GAME FIVE: **MAY 16, 1985**
 PELLE LINDBERGH MEMORIAL CEREMONY (FLYERS VS. OILERS): **NOVEMBER 14, 1985**
 JULIUS ERVING NIGHT **APRIL 17, 1987**
 FLYERS V. EDMONTON OILERS 1987 STANLEY CUP FINALS GAME SIX: **MAY 28, 1987**
 FRANK SINATRA/LIZA MINELLI/SAMMY DAVIS JR CONCERT: **SEPTEMBER 27, 1988**
 PHILADELPHIA WINGS WIN FIRST NATIONAL LACROSSE LEAGUE CHAMPIONSHIP: **APRIL 7, 1989**
 BILLY JOEL SIX-NIGHT CONCERT SERIES: **JANUARY 1990**
 WILT CHAMBERLAIN NIGHT **MARCH 18, 1990**
 43RD ANNUAL NHL ALL-STAR GAME: **JANUARY 18, 1992**
 1992 NCAA EAST REGIONALS: (DUKE VS. KENTUCKY) **MARCH 28, 1992**
 GRATEFUL DEAD'S 50TH SPECTRUM CONCERT: **OCTOBER 7, 1992**
 BILLY JOEL'S SECOND SIX-NIGHT ENGAGEMENT: **SEPT.-OCT., 1993**
 PHILADELPHIA WINGS WIN FOURTH NLL CHAMPIONSHIP **APRIL 8, 1995**
 MIKE TYSON VS. BUSTER MATHIS JR **DECEMBER 16, 1995**
 FINAL FLYERS HOME GAME (REGULAR SEASON): **APRIL 11, 1996 (VS. MONTREAL)**
 FINAL 76ERS HOME GAME: **APRIL 19, 1996**
 FINAL FLYERS HOME GAME (PLAYOFFS) **MAY 12, 1996 (VS. FLORIDA)**
 PHANTOMS WIN FIRST CALDER CUP: **JUNE 10, 1998**
 FINAL NHL EXHIBITION GAME (FLYERS VS. CAROLINA): **SEPTEMBER 27, 2008**
 FINAL FLYERS EXHIBITION GAME (FLYERS VS. PHANTOMS): **OCTOBER 7, 2008**
 FINAL EVENT: PEARL JAM CONCERTS, **OCTOBER 28-29 AND 30-31, 2009**

HOCKEY SEATING CAPACITY HISTORY:

1967-1968: 14,646 | 1968-1969: 14,558 | 1969-1970: 14,606 | 1970-1971: 14,620
 1971-1972: 14,626 | 1972-1973: 16,600 (third deck added) | 1973-1975: 17,007
 1975-1981: 17,077 | 1981-1983: 17,147 | 1983-1985: 17,191 | 1985-1986: 17,211
 1986-1987: 17,222 | 1987-1990: 17,423 | 1990-1991: 17,382 | 1991-2009: 17,380



STANLEY CUP TEAMS

PHILADELPHIA
FLYERS

1973-74 STANLEY CUP CHAMPIONS

General Manager: Keith Allen **Coach:** Fred Shero

Barry Ashbee	Ross Lonsberry
Bill Barber	Al MacAdam
Tom Bladon	Rick MacLeish
Bobby Clarke - C	Simon Nolet
Bill Clement	Bernie Parent
Bruce Cowick	Don Saleski
Terry Crisp	Dave Schultz
Gary Dornhoefer	Bob Taylor
Andre Dupont	Ed Van Impe
Bill Flett	Jimmy Watson
Bob Kelly	Joe Watson
Orest Kindrachuk	

Trainers: Jim McKenzie, Frank Lewis

1974-75 STANLEY CUP CHAMPIONS

General Manager: Keith Allen **Coach:** Fred Shero

Bill Barber	Reggie Leach
Tom Bladon	Ross Lonsberry
Bobby Clarke - C	Rick MacLeish
Bill Clement	Bernie Parent
Terry Crisp	Don Saleski
Gary Dornhoefer	Dave Schultz
Andre Dupont	Wayne Stephenson
Larry Goodenough	Bob Taylor
Ted Harris	Ed Van Impe
Bob Kelly	Jimmy Watson
Orest Kindrachuk	Joe Watson

Trainers: Jim McKenzie, Frank Lewis

THE FLYERS STREAK

October 14, 1979 to January 6, 1980: 25 WINS - 0 LOSSES - 10 TIES

Longest undefeated streak of any team in the history of professional sports in North America

General Manager: Keith Allen **Coach:** Pat Quinn

Bill Barber	Bob Dailey	Reggie Leach	Pete Peeters
Norm Barnes	Andre Dupont	Ken Linseman	Brian Propp
Frank Bathe	Tom Gorence	Rick MacLeish	Dennis Ververgaert
Mel Bridgman - C	Al Hill	Phil Myre	Jimmy Watson
Mike Busniuk	Paul Holmgren	John Paddock	Behn Wilson
Bobby Clarke	Bob Kelly	Dennis Patterson	

COACHES

	SEASONS	
Keith Allen	1967-68	to 1968-69
Vic Stasiuk	1969-70	to 1970-71
Fred Shero	1971-72	to 1977-78
Bob McCammon	1978-79	
Pat Quinn	1978-79	to 1981-82
Bob McCammon	1981-82	to 1983-84
Mike Keenan	1984-85	to 1987-88
Paul Holmgren	1988-89	to 1991-92
Bill Dineen	1991-92	to 1992-93
Terry Simpson	1993-94	
Terry Murray	1994-95	to 1996-97
Wayne Cashman	1997-98	
Roger Neilson	1997-98	to 1999-2000
Craig Ramsay	1999-2000	to 2000-01
Bill Barber	2000-01	to 2001-02
Ken Hitchcock	2002-03	to 2006-07
John Stevens	2006-07	to 2009-10
Peter Laviolette	2009-10	to 2013-14
Craig Berube	2013-14	to 2014-15
Dave Hakstol	2015-16	to 2018-19
Scott Gordon	2018-19	to 2018-19
Alain Vigneault	2019-20	to 2021-22
Mike Yeo	2021-22	
John Tortorella	2022-23	to present

GENERAL MANAGERS

	SEASONS	
Bud Poile	1967-68	to 1969-70
Keith Allen	1969-70	to 1982-83
Bob McCammon	1983-84	
Bob Clarke	1984-85	to 1989-90
Russ Farwell	1990-91	to 1993-94
Bob Clarke	1994-95	to 2006-07
Paul Holmgren	2006-07	to 2013-14
Ron Hextall	2014-15	to 2018-19
Chuck Fletcher	2018-19	to 2022-23
Daniel Briere	2022-23	to present

CAPTAINS

	SEASONS	
Lou Angotti	1967-68	
Ed Van Impe	1968-69	to 1972-73
Bobby Clarke	1972-73	to 1978-79
Mel Bridgman	1979-80	to 1980-81
Bill Barber	1981-82	to 1982-83
Bobby Clarke	1982-83	to 1983-84
Dave Poulin	1984-85	to 1989-90
Ron Sutter	1989-90	to 1990-91
Rick Tocchet	1991-92	
Kevin Dineen	1993-94	
Eric Lindros	1994-95	to 1999-2000
Eric Desjardins	1999-2000	to 2001-02
Keith Primeau	2001-02	to 2005-06
Derian Hatcher	2005-06	
Peter Forsberg	2006-07	
Jason Smith	2007-08	
Mike Richards	2008-09	to 2010-11
Chris Pronger	2011-12	to 2012-13
Claude Giroux	2012-13	to 2021-22

FLYERS CAPTAINS GAMES PLAYED

	REGULAR SEASON	
	NAMED ON	TOTAL GP
Bob Clarke	Jan. 17, 1973	610 (in two terms)
	Jan. 7, 1983	498 (1973-79)
Claude Giroux	Jan. 15, 2013	112 (1983-84)
	Jan. 15, 2013	715 (2012-13, 21-22)
Dave Poulin	Oct. 12, 1984	392 (1984-85, 89-90)
Eric Lindros	Sept. 6, 1994	360 (1994-95, 99-00)
Ed Van Impe	Nov. 5, 1968	311 (1968-69, 72-73)
Mike Richards	Sept. 17, 2008	242 (2008-09, 10-11)
Keith Primeau	Oct. 23, 2001	213 (2001-02, 05-06)



HONOR ROLL

FLYERS BANNER YEARS

1967-68	West Division Champions
1973-74	West Division Champions Stanley Cup Champions
1974-75	Patrick Division Champions Campbell Conference Champions Most Points in NHL Stanley Cup Champions
1975-76	Patrick Division Champions Campbell Conference Champions
1976-77	Patrick Division Champions Campbell Conference Champions
1979-80	Patrick Division Champions Campbell Conference Champions Most Points in NHL
1982-83	Patrick Division Champions
1984-85	Patrick Division Champions Wales Conference Champions Most Points in NHL
1985-86	Patrick Division Champions
1986-87	Patrick Division Champions Wales Conference Champions
1994-95	Atlantic Division Champions
1995-96	Atlantic Division Champions
1996-97	Eastern Conference Champions
1999-00	Atlantic Division Champions
2001-02	Atlantic Division Champions
2003-04	Atlantic Division Champions
2009-10	Eastern Conference Champions
2010-11	Atlantic Division Champions

FLYERS IN THE MID-SEASON NHL ALL-STAR GAME

1967-68	Leon Rochefort
1968-69	Bernie Parent, Ed Van Impe
1969-70	Bobby Clarke, Bernie Parent
1970-71	Bobby Clarke
1971-72	Bobby Clarke, Simon Nolet
1972-73	Bobby Clarke, Gary Dornhoefer
1973-74	Bobby Clarke, Bernie Parent, Ed Van Impe, Joe Watson
1974-75	Bill Barber, Bobby Clarke, Bernie Parent, Fred Shero (Coach), Ed Van Impe, Jimmy Watson
1975-76	Bill Barber, Andre Dupont, Reggie Leach, *Rick MacLeish, Fred Shero (Coach), Wayne Stephenson, Jimmy Watson
1976-77	Tom Bladon, Bobby Clarke, Gary Dornhoefer, Rick MacLeish, Bernie Parent, Fred Shero (Coach), Jimmy Watson, Joe Watson
1977-78	Bill Barber, Tom Bladon, Bobby Clarke, Bob Dailey, Fred Shero (Coach), Wayne Stephenson, Jimmy Watson
1978-79	** Bill Barber, Bobby Clarke
1979-80	Bill Barber, Norm Barnes, Reggie Leach, Rick MacLeish, Pete Peeters, Brian Propp, Jimmy Watson
1980-81	Bill Barber, Bob Dailey, Paul Holmgren, Pete Peeters, Pat Quinn (Coach), Behn Wilson
1981-82	Bill Barber, Brian Propp
1982-83	Mark Howe, Pelle Lindbergh, Darryl Sittler
1983-84	Tim Kerr, Brian Propp
1984-85	Tim Kerr, Pelle Lindbergh
1985-86	Bob Froese, Mark Howe, Mike Keenan (Coach), Tim Kerr, E.J. McGuire (Assistant Coach), Dave Poulin,

1986-87	Brian Propp *** Ron Hextall, Mark Howe, Tim Kerr, Dave Poulin
1987-88	Ron Hextall, Mark Howe, Mike Keenan (Coach), E.J. McGuire (Assistant Coach), Dave Poulin, Kjell Samuelsson
1988-89	Rick Tocchet
1989-90	Brian Propp, Rick Tocchet
1990-91	Rick Tocchet
1991-92	Rod Brind'Amour
1992-93	Mark Recchi
1993-94	Garry Galley, Eric Lindros, Mark Recchi
1994-95	No game was played
1995-96	Eric Desjardins, John LeClair, Eric Lindros, Craig MacTavish
1996-97	Paul Coffey, Dale Hawerchuk, John LeClair, Eric Lindros
1997-98	John LeClair, Eric Lindros
1998-99	John LeClair, Eric Lindros
1999-00	Eric Desjardins, John LeClair, Eric Lindros, Mark Recchi
2000-01	Roman Cechmanek, Simon Gagne
2001-02	Jeremy Roenick
2002-03	Ken Hitchcock (Assistant Coach), Jeremy Roenick
2003-04	Ken Hitchcock (Assistant Coach), Keith Primeau, Jeremy Roenick
2005-06	No game was played
2006-07	Simon Gagne
2007-08	Mike Richards, Kimmo Timonen
2008-09	Jeff Carter
2010-11	Danny Briere, Claude Giroux, Peter Laviolette (co-coach)
2011-12	Claude Giroux, Scott Hartnell, Kimmo Timonen
2012-13	No game was played
2013-14	No game was played
2014-15	Claude Giroux, Jake Voracek
2015-16	Claude Giroux
2016-17	Wayne Simmonds
2017-18	Claude Giroux
2018-19	Claude Giroux
2019-20	Travis Konecny
2020-21	No game was played
2021-22	Claude Giroux
2022-23	Kevin Hayes

* Alternate for Bobby Clarke

** NHL Challenge Cup

*** Rendezvous '87

FLYERS INDUCTED INTO HOCKEY HALL OF FAME

NAME	INDUCTION YEAR	CATEGORY	YEARS WITH FLYERS
Allan Stanley	1981	Player	1968-1969
Bernie Parent	1984	Player	1967-71, 73-79
Bobby Clarke	1987	Player	1969-1990, 1996-present
Ed Snider	1988	Builder	1967-2016
Darryl Sittler	1989	Player	1982-1984
Bill Barber	1990	Player	1972-1984, 2000-2002
Bud Poile	1990	Builder	1967-1969
Keith Allen	1992	Builder	1967-2014
Gene Hart	1997	Foster Hewitt Memorial Award	1967-1995
Dale Hawerchuk	2001	Player	1996-1997
Roger Neilson	2001	Builder	1998-2000
Paul Coffey	2004	Player	1996-1998
Mark Howe	2011	Player	1982-1992
Adam Oates	2012	Player	2002
Fred Shero	2013	Builder	1971-1978
Peter Forsberg	2014	Player	2005-2007
Chris Pronger	2015	Player	2009-2012
Eric Lindros	2016	Player	1992-2000
Pat Quinn	2016	Builder	1979-1983
Mark Recchi	2017	Player	1991-95, 98-04

FLYERS INDUCTED INTO UNITED STATES HOCKEY HALL OF FAME

- 2003 - Mark Howe
- 2007 - John Vanbiesbrouck
- 2009 - Tony Amonte
- 2009 - John LeClair
- 2010 - Derian Hatcher
- 2010 - Jeremy Roenick
- 2011 - Mike "Doc" Emrick
- 2011 - Ed Snider
- 2021 - Paul Holmgren

RETIRED NUMBERS

- Bernie Parent - 1
- Mark Howe - 2
- Barry Ashbee - 4
- Bill Barber - 7
- Bobby Clarke - 16
- Eric Lindros - 88

FLYERS MAJOR AWARD WINNERS

ALLEN, Keith	1987-88	Lester Patrick Trophy
BARBER, Bill	2000-01	Jack Adams Award
CECHMANEK, Roman	2002-03	William M. Jennings Trophy
CLARKE, Bobby	1971-72	Bill Masterton Memorial Trophy
	1972-73	Hart Memorial Trophy
	1974-75	Lester B. Pearson Award
	1975-76	Hart Memorial Trophy
	1979-80	Lester Patrick Trophy
	1982-83	Frank J. Selke Trophy
COUTURIER, Sean	2019-20	Frank J. Selke Trophy
ESCHE, Robert	2002-03	William M. Jennings Trophy
FROESE, Bob	1985-86	William M. Jennings Trophy
HEXTALL, Ron	1986-87	Vezina Trophy
		Conn Smythe Trophy
HOLMGREN, Paul	2014-15	Lester Patrick Trophy
HOWE, Mark	1985-86	Emery Edge Award
JENSEN, Darren	1985-86	William M. Jennings Trophy
KEENAN, Mike	1984-85	Jack Adams Award
KERR, Tim	1988-89	Bill Masterton Memorial Trophy
LAPERIERE, Ian	2010-11	Bill Masterton Memorial Trophy
LEACH, Reggie	1975-76	Conn Smythe Trophy
LECLAIR, John	1996-97	Bud Ice Plus/Minus Award
	1998-99	Bud Ice Plus/Minus Award

LINDBERGH, Pelle	1984-85	Vezina Trophy
LINDBLOM, Oskar	2020-21	Bill Masterton Memorial Trophy
LINDROS, Eric	1994-95	Hart Memorial Trophy
PARENT, Bernie	1973-74	Lester B. Pearson Award
		Vezina Trophy
	1974-75	Conn Smythe Trophy
		Vezina Trophy
		Conn Smythe Trophy
POULIN, Dave	1986-87	Frank J. Selke Trophy
QUINN, Pat	1979-80	Jack Adams Award
SHERO, Fred	1973-74	Jack Adams Award
	1979-80	Lester Patrick Trophy
SIMMONDS, Wayne	2018-19	Mark Messier Leadership Award
SNIDER, Ed	1979-80	Lester Patrick Trophy

NHL MILESTONE AWARD WINNERS

AMONTE, TONY	LECAVALIER, VINCENT
- 1,000 GAMES	- 400 GOALS
BARBER, BILL	MacTAVISH, CRAIG
- 400 GOALS	- 1,000 GAMES
BIRON, MARTIN	PARENT, BERNIE:
- 25 SHUTOUTS	- 25 SHUTOUTS
	- 500 GAMES
BRYZGALOV, ILYA	PROVOROV, IVAN
- 25 SHUTOUTS	- 500 GAMES
CLARKE, BOBBY	RECCHI, MARK
- 600 ASSISTS	- 1,000 POINTS
- 1,000 POINTS	- 600 ASSISTS
- 1,000 GAMES	- 400 GOALS
DESJARDINS, ERIC	- 1,000 GAMES
- 1,000 GAMES	RICHARDSON, LUKE
ELLIOTT, BRIAN	- 1,000 GAMES
- 40 SHUTOUTS	ROENICK, JEREMY
FORSBERG, PETER	- 1,000 POINTS
- 600 ASSISTS	- 600 ASSISTS
	- 1,000 GAMES
GIROUX, CLAUDE	SISSLER, DARRYL
- 1,000 GAMES	- 400 GOALS
HACKETT, JEFF	- 1,000 GAMES
- 500 GAMES	- 1,000 POINTS
	- 600 ASSISTS
HATCHER, DERIAN	TIMONEN, KIMMO
- 1,000 GAMES	- 1,000 GAMES
HEXTALL, RON	TORTORELLA, JOHN
- 500 GAMES	- 700 WINS
HITCHCOCK, KEN	WEINRICH, ERIC
- 750 GAMES COACHED	- 1,000 GAMES
LAUGHTON, SCOTT	ZHITNIK, ALEXEI
- 500 GAMES	- 1,000 GAMES
LAVIOLETTE, PETER	
- 750 GAMES COACHED	



HONOR ROLL

FLYERS NHL ALL-STARS

Selected at the end of the season by the representatives of the Professional Hockey Writers' Association in each of the NHL cities.

ASHBEE, Barry	1973-74	2nd Team, Defense
BARBER, Bill	1975-76	1st Team, Left Wing
	1978-79	2nd Team, Left Wing
	1980-81	2nd Team, Left Wing
CECHMANEK, Roman	2000-01	2nd Team, Goal
CLARKE, Bobby	1972-73	2nd Team, Center
	1973-74	2nd Team, Center
	1974-75	1st Team, Center
	1975-76	1st Team, Center
DESJARDINS, Eric	1998-99	2nd Team, Defense
	1999-00	2nd Team, Defense
FROESE, Bob	1985-86	2nd Team, Goal
GIROUX, Claude	2017-18	2nd Team, Left Wing
HEXTALL, Ron	1986-87	1st Team, Goal
HOWE, Mark	1982-83	1st Team, Defense
	1985-86	1st Team, Defense
	1986-87	1st Team, Defense
KERR, Tim	1986-87	2nd Team, Right Wing
LEACH, Reggie	1975-76	2nd Team, Right Wing
LeCLAIR, John	1994-95	1st Team, Left Wing
	1995-96	2nd Team, Left Wing
	1996-97	2nd Team, Left Wing
	1997-98	1st Team, Left Wing
	1998-99	2nd Team, Left Wing
LINDBERGH, Pelle	1984-85	1st Team, Goal
LINDROS, Eric	1994-95	1st Team, Center
	1995-96	2nd Team, Center
PARENT, Bernie	1973-74	1st Team, Goal
	1974-75	1st Team, Goal
RECCHI, Mark	1991-92	2nd Team, Right Wing
VORACEK, Jakub	2014-15	1st Team, Right Wing

FLYERS HALL OF FAME

1988 Mar.	Bobby Clarke, Bernie Parent
1989 Mar.	Keith Allen, Bill Barber, Ed Snider
1990 Mar.	Rick MacLeish, Fred Shero
1991 Mar.	Barry Ashbee (posthumous), Gary Dornhoefer
1992 Feb.	Gene Hart, Reggie Leach
1993 Apr.	Joe Scott, Ed Van Impe
1994 Mar.	Tim Kerr
1996 Feb.	Joe Watson
1999 Mar.	Brian Propp
2001 Mar.	Mark Howe
2004 Mar.	Dave Poulin
2008 Feb.	Ron Hextall
2009 Nov.	Dave Schultz
2014 Nov.	Eric Lindros, John LeClair
2015 Feb.	Eric Desjardins
2015 Nov.	Rod Brind'Amour
2016 Feb.	Jim Watson
2021 Nov.	Paul Holmgren
2021 Nov.	Rick Tocchet

100-POINT CLUB

1972-73	Bobby Clarke	104
1972-73	Rick MacLeish	100
1974-75	Bobby Clarke	116
1975-76	Bobby Clarke	119
1975-76	Bill Barber	112
1992-93	Mark Recchi	123
1993-94	Mark Recchi	107
1995-96	Eric Lindros	115
2017-18	Claude Giroux	102

50-GOAL CLUB

1972-73	Rick MacLeish	50
1975-76	Reggie Leach	61
1975-76	Bill Barber	50
1979-80	Reggie Leach	50
1983-84	Tim Kerr	54
1984-85	Tim Kerr	54
1985-86	Tim Kerr	58
1986-87	Tim Kerr	58
1992-93	Mark Recchi	53
1995-96	John LeClair	51
1996-97	John LeClair	50
1997-98	John LeClair	51

BOBBY CLARKE TROPHY

Awarded annually to the Flyers Most Valuable Player by a selected panel of sportswriters and sportscasters.

1984-85	Pelle Lindbergh	2003-04	Mark Recchi
1985-86	Mark Howe	2005-06	Simon Gagne
1986-87	Ron Hextall	2006-07	Simon Gagne
1987-88	Ron Hextall	2007-08	Mike Richards
1988-89	Ron Hextall	2008-09	Mike Richards
1989-90	Rick Tocchet	2009-10	Chris Pronger
1990-91	Pelle Eklund	2010-11	Claude Giroux
1991-92	Rod Brind'Amour	2011-12	Claude Giroux
1992-93	Mark Recchi	2012-13	Jakub Voracek
1993-94	Eric Lindros	2013-14	Claude Giroux
1994-95	Eric Lindros	2014-15	Jakub Voracek
1995-96	Eric Lindros	2015-16	Claude Giroux
1996-97	John LeClair	2016-17	Wayne Simmonds
1997-98	John LeClair	2017-18	Claude Giroux
1998-99	Eric Lindros	2018-19	Sean Couturier
1999-00	Mark Recchi	2019-20	Sean Couturier
2000-01	Roman Cechmanek	2020-21	Sean Couturier
2001-02	Jeremy Roenick	2021-22	Cam Atkinson
2002-03	Roman Cechmanek	2022-23	Carter Hart

BARRY ASHBEE TROPHY

Awarded annually to the most outstanding Flyers defenseman as selected by a panel of sportswriters and sportscasters.

1974-75	Joe Watson	1998-99	Eric Desjardins
1975-76	Jimmy Watson	1999-00	Eric Desjardins
1976-77	Andre Dupont	2000-01	Dan McGillis
1977-78	Jimmy Watson	2001-02	Kim Johnsson
1978-79	Bob Dailey	2002-03	Eric Desjardins
1979-80	Norm Barnes	2003-04	Kim Johnsson
1980-81	Bob Dailey	2005-06	Joni Pitkanen
1981-82	Frank Bathe	2006-07	Derian Hatcher
1982-83	Mark Howe	2007-08	Kimmo Timonen
1983-84	Miroslav Dvorak	2008-09	Kimmo Timonen
1984-85	Brad McCrimmon	2009-10	Chris Pronger
1985-86	Mark Howe	2010-11	Andrej Meszaros
1986-87	Mark Howe	2011-12	Kimmo Timonen
1987-88	Mark Howe	2012-13	Kimmo Timonen
1988-89	Kjell Samuelsson	2013-14	Kimmo Timonen
1989-90	Gord Murphy	2014-15	Mark Streit
1990-91	Kjell Samuelsson	2015-16	Shayne Gostisbehere
1991-92	Steve Duchesne	2016-17	Ivan Provorov
1992-93	Garry Galley	2017-18	Shayne Gostisbehere
1993-94	Garry Galley	2018-19	Radko Gudas
1994-95	Eric Desjardins	2019-20	Ivan Provorov
1995-96	Eric Desjardins	2020-21	Ivan Provorov
1996-97	Eric Desjardins	2021-22	Travis Sanheim
1997-98	Eric Desjardins	2022-23	Ivan Provorov

YANICK DUPRE CLASS GUY MEMORIAL AWARD

The award honors the memory of Yanick Dupre, who died on August 16, 1997 at the age of 24 after a 16-month battle with leukemia. Dupre played parts of three seasons with the Flyers (1991-92, 1994-95 and 1995-96), recording two goals and 16 penalty minutes in 35 games. He was originally drafted by the Flyers in the third round (50th overall) of the 1991 NHL Entry Draft. This award is presented annually to the Flyer who best illustrates character, dignity and respect for the sport both on and off the ice.

1976-77 Gary Dornhoefer	2001-02 Jeremy Roenick
1977-78 Joe Watson	2002-03 Robert Esche
1978-79 Bernie Parent	2003-04 Sami Kapanen
1979-80 Andre Dupont	2005-06 Peter Forsberg
1980-81 Bill Barber	2006-07 Mike Knuble
1981-82 Bobby Clarke	2007-08 Martin Biron
1982-83 Mark Howe	2008-09 Danny Briere
1983-84 Dave Poulin	2009-10 Ian Laperriere
1984-85 Brad Marsh	2010-11 Brian Boucher
1985-86 Murray Craven	2011-12 Jaromir Jagr
1986-87 Glenn "Chico" Resch	2012-13 Scott Hartnell
1987-88 Rick Tocchet	2013-14 Jake Voracek
1988-89 Ron Sutter	2014-15 Mark Streit
1989-90 Craig Berube	2015-16 Wayne Simmonds
1990-91 Gord Murphy	2016-17 Steve Mason
1991-92 Kevin Dineen	2017-18 Sean Couturier
1992-93 Mark Recchi	2018-19 Andrew MacDonald
1993-94 Garry Galley	2019-20 Scott Laughton
1994-95 Mikael Renberg	2020-21 James van Riemsdyk
1995-96 Ron Hexall	2021-22 Cam Atkinson
1996-97 Shjon Podein	2022-23 Justin Braun
1997-98 Trent Klatt	
1998-99 Eric Desjardins	
1999-00 Keith Jones	
2000-01 Keith Primeau	

PELLE LINDBERGH MEMORIAL TROPHY

Awarded annually to the Flyer who has most improved from the previous season, as voted by his teammates.

1993-94 Mikael Renberg	2011-12 Scott Hartnell
1994-95 John LeClair	2012-13 Jakub Voracek
1995-96 Shjon Podein	2013-14 Michael Raffl
1996-97 Trent Klatt	2014-15 Chris VandeVeld
1997-98 Colin Forbes	2015-16 Brayden Schenn
1998-99 Daymond Langkow	2016-17 Radko Gudas
1999-00 Luke Richardson	2017-18 Sean Couturier
2000-01 Simon Gagne and Dan McGillis	2018-19 Travis Sanheim
2001-02 Justin Williams	2019-20 Scott Laughton
2002-03 Donald Brashear	2020-21 Joel Farabee
2003-04 Robert Esche	2021-22 Travis Sanheim
2005-06 Joni Pitkanen	2022-23 Owen Tippett
2006-07 Ben Eager	
2007-08 Braydon Coburn and Riley Cote	
2008-09 Darroll Powe	
2009-10 Matt Carle	
2010-11 Andreas Nodl	

BARRY ASHBEE AWARD

Was presented by the Philadelphia Flyers to the Hershey Bears player who best exemplifies the qualities of the late Flyers defenseman, Barry Ashbee: perseverance, sportsmanship and dedication to hockey. From 1996-97 to 2008-09, this award was presented by the Flyers to the Philadelphia Phantoms best defenseman.

1988 Al Hill	1994 Mitch Lamoureux	1999 Mark Eaton	2005 Dennis Seidenberg
1989 Don Nachbaur	1995 Mike McHugh	2000 Jeff Tory	2006 John Slaney
1990 Mike Stothers	1996 Clayton Norris	2001 Brad Tiley	2007 John Slaney
1991 Tim Tootkey	1997 John Stevens	2002 John Slaney	2008 Denis Gauthier
1992 Dave Fenyves	1998 Jamie Heward	2003 Brad Tiley	2009 Danny Syvret
1993 Chris Jensen		2004 John Slaney	

TOYOTA CUP

Awarded annually to the Flyer who accumulated the most points associated with being selected as a "Star of the Game". Five points were awarded for being selected First Star, three points were awarded for a Second Star performance and one point was awarded for a Third Star selection. The Tri-State Toyota Dealers make a donation in the name of the winner to the player's favorite charity.

2000-01 Roman Cechmanek	2012-13 Claude Giroux
2001-02 Simon Gagne	2013-14 Claude Giroux
2002-03 Keith Primeau	2014-15 Claude Giroux
2003-04 Mark Recchi	2015-16 Claude Giroux
2005-06 Simon Gagne	2016-17 Wayne Simmonds
2006-07 Simon Gagne	2017-18 Claude Giroux
2007-08 Martin Biron	2018-19 Carter Hart
2008-09 Jeff Carter	2019-20 Travis Konecny
2009-10 Mike Richards	2020-21 Claude Giroux
2010-11 Danny Briere	2021-22 Carter Hart
2011-12 Claude Giroux	2022-23 Carter Hart

GENE HART MEMORIAL AWARD

Awarded annually to the Flyer who plays with the most "heart" as has voted by Philadelphia Flyers Fan Club Board of Directors at their monthly meetings. The award honors the memory of longtime Flyers broadcaster Gene Hart. For 28 years, Flyers broadcaster Gene Hart called the organization's most thrilling moments, and in the process, helped spawn generations of devoted fans. Hart's contributions to the sport were recognized with his induction into the Flyers Hall of Fame in 1992 and the Hockey Hall of Fame in 1997.

2006-07 Sami Kapanen
2007-08 Mike Richards
2008-09 Scott Hartnell
2009-10 Ian Laperriere
2010-11 Claude Giroux
2011-12 Wayne Simmonds
2012-13 Zac Rinaldo
2013-14 Steve Mason
2014-15 Jakub Voracek
2015-16 Shayne Gostisbehere
2016-17 Pierre-Edouard Bellemare
2017-18 Sean Couturier
2018-19 Sean Couturier
2019-20 Kevin Hayes
2020-21 Sean Couturier
2021-22 Zack MacEwen
2022-23 Carter Hart



HISTORIC MOMENTS

FEBRUARY 8, 1966: The National Hockey League Board of Governors votes to admit six cities to the league to begin play in 1967-68 - Oakland, Los Angeles, Minnesota, Philadelphia, Pittsburgh and St. Louis. The original ownership group is comprised of Bill Putnam, Jerry Wolman, Ed Snider, and Jerry Schiff.

MAY 31, 1966: The franchise hires future Hockey Hall of Fame builder Norman "Bud" Poile as the inaugural general manager.

JUNE 1, 1966: A formal groundbreaking ceremony is held for the Flyers' new arena at Broad & Pattison Streets in South Philadelphia.

JUNE 6, 1966: The yet-to-be named team hires future Hockey Hall of Fame builder Keith Allen as its inaugural head coach. Poile also hires well-traveled NHL and minor league goaltender Marcel Pelletier as director of player personnel and special representative.

JULY 12, 1966: Philadelphia Hockey, Inc., announces a name-the-team contest.

AUGUST 3, 1966: At an outdoor press conference held at the construction site for what became the Spectrum, nine-year-old Alec Stockard of Narberth, Pa., is declared the winner of the name-the-team contest. The new franchise adopts the nickname "Flyers". Stockard receives a color TV as the winner of the contest.

MAY 3, 1967: The rapidly-rising home of the Flyers is named The Spectrum.

MAY 8, 1967: The Flyers purchase the American Hockey League's Quebec Aces franchise to become their AHL farm club. As part of the purchase, the Flyers acquire the contractual rights to the Aces' players, including Andre Lacroix, Simon Nolet, Jean-Guy Gendron and Bill Sutherland. The Flyers also acquire ownership of the Quebec Jr. Aces.

JUNE 5, 1967: The NHL formally admit to the league the Philadelphia Flyers, California Seals, Los Angeles Kings, Minnesota North Stars, Pittsburgh Penguins, and St. Louis Blues.

JUNE 6, 1967: The Flyers select 20 players in the National Hockey League Expansion Draft. 22-year-old goaltender Bernard Parent of the Boston Bruins is selected with the team's first pick.

AUGUST 26, 1967: Ed Snider becomes the majority owner of the Flyers and assumes the title of Chairman. Joe Scott purchases a minority stake in the club, while Jerry Wolman and Jerry Schiff depart the ownership group.

OCTOBER 11, 1967: The Flyers meet the California Seals at Oakland in their first game ever, dropping a 5-1 decision. Earlier in the day, Lou Angotti is named the team's first captain. Bill Sutherland scored the lone Philadelphia goal.

OCTOBER 18, 1967: The Flyers win their first game ever, 2-1, at St. Louis.

OCTOBER 19, 1967: Flyers play their first game ever at the Spectrum, defeating the Pittsburgh Penguins, 1-0, on a goal by Bill Sutherland. Goaltender Doug Favell recorded the shutout.

NOVEMBER 4, 1967: Leon Rochefort records the Flyers' first ever hat trick, leading Philadelphia to a 4-1 win at Montreal.

NOVEMBER 19, 1967: Multiple fights break out after the final buzzer of a 3-2 win at the Spectrum against the St. Louis Blues. Flyers players Larry Zeidel and Pat Hannigan receive the first fighting majors in team history.

JANUARY 16, 1968: Leon Rochefort becomes the first Flyer to participate in a mid-season NHL All-Star Game.

MARCH 1, 1968: Roof of the Spectrum blows off, forcing the Flyers to play the final month of the season "on the road."

MARCH 30, 1968: The Flyers win West Division Championship with a record of 31-32-11 in their first year of existence.

APRIL 4, 1968: Flyers play their first ever playoff game, dropping a 1-0 decision to the St. Louis Blues at the Spectrum.

APRIL 13, 1968: In Game 5 of the 1968 Stanley Cup quarterfinal, Rosaire Paiement notches the first playoff hat trick in Flyers history. The Flyers win the game, 6-1.

NOVEMBER 7, 1968: Red Berenson scores six goals as the visiting St. Louis Blues defeat the Flyers, 8-0, at the Spectrum.

JANUARY 30, 1969: The Flyers suffer worst defeat ever, a 12-0 loss to the Chicago Blackhawks at the Spectrum.

MAY 19, 1969: Quebec Aces (AHL) coach Vic Stasiuk is promoted to Flyers coach. Inaugural Flyers coach Keith Allen is named assistant general manager.

JUNE 12, 1969: The Flyers draft Bobby Clarke from the Flin Flon Bombers in the 2nd round (17th overall) of the 1969 NHL Amateur Draft. In subsequent rounds, the Flyers select Dave Schultz (5th round, 52nd overall) and Don Saleski (6th round, 64th overall).

OCTOBER 11, 1969: Bobby Clarke plays in his first NHL game.

DECEMBER 22, 1969: Keith Allen is named general manager, replacing inaugural general manager Bud Poile (who was relieved of his duties on Dec. 19, 1969).

APRIL 4, 1970: Needing a win or a tie in any of their final six games of the season to make the playoffs, the Flyers lost their 6th consecutive game, 1-0, on a goal by Minnesota's Barry Gibbs on a dump-in play from his own blue line at 7:48 of the third period. Flyers goaltender Bernie Parent lost sight of the puck in the afternoon sun shining through one of the Spectrum's exits.

JUNE, 1970: Bill Putnam sells his 25-percent stake in the team to F. Eugene Dixon.

JANUARY 31, 1971: Flyers trade goaltender Bernie Parent to Toronto along with their 2nd choice in the 1971 NHL Draft for Bruce Gamble, Mike Walton and Toronto's 1st choice (Pierre Plante) in 1971 draft. In addition, the Flyers trade Mike Walton to the Boston Bruins in exchange for Rick MacLeish and Danny Schock.

MAY 27, 1971: Vic Stasiuk fired as head coach.

JUNE 2, 1971: Fred Shero is named the third head coach in team history.

JUNE 10, 1971: The Flyers sell their interest in the Quebec Aces (the junior team portion was sold off in 1969). The franchise is relocated to Richmond, Virginia. The Richmond Robins become the Flyers' AHL affiliate for five seasons (1971-72 to 1975-76).

SEPTEMBER 1, 1971: A federal court approves a plan from Ed Snider and Earl Foreman to purchase the Spectrum out of bankruptcy.

OCTOBER 28, 1971: Flyers record their 100th regular season win, 3-2, over the Vancouver Canucks at the Spectrum.

FEBRUARY 8, 1972: Goaltender Bruce Gamble suffers what later was diagnosed as a heart attack in the first period of the Flyers game at Vancouver. He continued to play and recorded a 3-1 win.

APRIL 1, 1972: Flyers honor retiring goaltender Bruce Gamble at the Spectrum.

APRIL 2, 1972: At Buffalo, the Sabres' Gerry Meehan scores the game-winning goal with four seconds to play in the final game of the regular season to eliminate the Flyers from the playoffs. The Flyers needed a win or a tie to earn a playoff berth.

JUNE 7, 1972: Bobby Clarke receives the Bill Masterton Memorial Trophy for perseverance, dedication and sportsmanship, becoming the first Flyer to receive an individual NHL award.

JUNE 8, 1972: The Flyers select future Hockey Hall of Fame forward Bill Barber with the seventh overall pick of the first round of the 1972 NHL Amateur Draft. In subsequent rounds, the Flyers pick Tom Bladon (2nd round, 23rd overall), future Flyers Hall of Fame defenseman Jimmy Watson (3rd round, 39th overall) and Al MacAdam (4th round, 55th overall).

JANUARY 17, 1973: Bobby Clarke is named the team's third captain, becoming the youngest captain in NHL history (at age 23).

MARCH 29, 1973: Bobby Clarke becomes the first Flyer, and 9th player in NHL history, to record 100 points in a season with a third-period goal in the Flyers' 4-2 win over the Atlanta Flames at the Spectrum.

APRIL 1, 1973: Rick MacLeish becomes the first Flyer, and 8th player in NHL history, to record 50 goals in one season in a 5-4 loss at Pittsburgh. The goal also was MacLeish's 100th point of the season.

APRIL 10, 1973: Gary Dornhoefer scores the game-winning goal at 8:35 of the first overtime period to give the Flyers a 3-2 win over the visiting Minnesota North Stars, and a 3-2 edge in their best of seven Quarterfinal series. Flyers go on to win series in six games – their first ever playoff series victory.

MAY 15, 1973: Flyers acquire Bernie Parent's NHL rights and Toronto Maple Leafs' 2nd round draft choice (Larry Goodenough) in 1973 in exchange for Doug Favell and Flyers' first round draft choice (Bob Neely) in 1973.

JUNE, 1973: Bobby Clarke receives the Hart Trophy as the NHL's Most Valuable Player, and the Lester B. Pearson Award (renamed the Ted Lindsay Award in 2010).

OCTOBER 11, 1973: Flyers win 1973-74 season opener, 2-0, over Doug Favell and the Toronto Maple Leafs.

MARCH 7, 1974: Bill Clement attempts Flyers' first-ever penalty shot, which was stopped by Detroit's Jim Rutherford.

MARCH 12, 1974: Flyers record their 200th all-time regular season win, 2-1, at Long Island vs. the Islanders.

MAY 9, 1974: Bobby Clarke scores the game-winning goal in Game 2 of the 1974 Stanley Cup Finals at Bruins at 12:01 of the first overtime period. The 3-2 victory evened the Final series at 1-1, and was the Flyers' first victory in Boston since November 12, 1967 (0-16-2).

MAY 19, 1974: Flyers become first expansion team to win the Stanley Cup, defeating the Boston Bruins, 1-0, in Game 6 of the Finals on a goal by Rick MacLeish at the Spectrum. Kate Smith performs "God Bless America" in person at the Spectrum. Goaltender Bernie Parent wins the Conn Smythe Trophy as playoff MVP.

MAY 24, 1974: Flyers obtain Reggie Leach from the California Seals in exchange for Larry Wright, Al MacAdam and the Flyers' first round pick in 1974.

JUNE, 1974: Bernie Parent receives Vezina Trophy as NHL's top goaltender (shared with Tony Esposito), and Fred Shero receives Jack Adams Trophy as NHL Coach of the Year.

JUNE 4, 1974: Flyers defenseman Barry Ashbee, who was forced to leave Game Four after being struck in the eye by a puck in

the Flyers' seven-game semi-final series win over the New York Rangers in April of 1974, at the Spectrum, retires.

JUNE 13, 1974: Bernie Parent receives the Vezina Trophy as NHL's top goaltender (shared with Tony Esposito), and Fred Shero receives Jack Adams Trophy as NHL Coach of the Year.

SEPTEMBER 29, 1974: The defending Stanley Cup champion defeat the World Hockey Association's New England Whalers, 4-2, in the second game of an exhibition series pitting NHL clubs against WHA teams. Dave Schultz scores twice for the Flyers, while Robert Sirois and Bill Barber tally once apiece. Former Flyers forward Don Blackburn has a goal and an assist for the Whalers.

NOVEMBER 9, 1974: Orest Kindrachuk becomes the first Flyers player to score on a penalty shot. The successful attempt comes at the expense of Washington Capitals netminder Michel Belhumeur, a former Flyer.

APRIL 3, 1975: Flyers honor defenseman Barry Ashbee and retire his Jersey No. 4.

MAY 13, 1975: Flyers defeat the New York Islanders, 4-1, in Game 7 of the Semifinals to advance to the Stanley Cup Finals for the second straight season. Kate Smith performs "God Bless America" in person at the Spectrum.

MAY 27, 1975: Flyers defeat the Buffalo Sabres, 2-0, in Game 6 of the Stanley Cup Finals at Buffalo to win their second consecutive Stanley Cup Championship. Goaltender Bernie Parent again wins the Conn Smythe Trophy as the playoff MVP, becoming the first player in NHL history to win the award in consecutive seasons.

JUNE 3, 1975: Flyers select Mel Bridgman with the first overall pick of the 1975 Amateur Draft. Later, the Flyers select Latvian star defenseman and right winger Viktors Hatulevs (also known as Viktor Khatulev) with the 160th overall pick. A standout talent for Dinamo Riga, Hatulevs is the first player from the Soviet Union to be drafted by a National Hockey League team.

JUNE 18, 1975: Bobby Clarke receives his second Hart Trophy as NHL MVP, and Bernie Parent is awarded Vezina Trophy for allowing the fewest number of goals.

JANUARY 11, 1976: Flyers become the first NHL team to defeat the visiting Red army (CSKA) team from the USSR, 4-1, at the Spectrum. Joe Watson scores a shorthanded goal in the contest.

FEBRUARY 9, 1976: Ed Snider creates a new corporation called Spectacor to oversee the operation of the Spectrum, the Flyers, and other businesses.

FEBRUARY 29, 1976: Flyers record their 300th all-time regular season victory, defeating the California Seals, 6-1, at the Spectrum.

MARCH 18, 1976: The Flyers defeat the Vancouver Canucks at the Spectrum, 3-2, to tie the NHL's all-time unbeaten streak record at 23 games (17-0-6). Two nights later, the Flyers lose to the Buffalo Sabres. The record streak, which started on January 29, 1976, would subsequently be broken by a 28-game streak set by the 1977-78 Montreal Canadiens. The 1979-80 Flyers shattered both marks with a 35-game streak.

APRIL 1, 1976: Reggie Leach records his 60th goal of the season, becoming only the 2nd player in NHL history to reach that plateau (Phil Esposito was the other), in the Flyers' 11-2 victory over the Washington Capitals at the Spectrum.

APRIL 3, 1976: Bobby Clarke establishes a team record for points in a season, 119, with an assist on Bill Barber's 50th goal. Barber's goal gave the "LCB" line an NHL record total of 141 goals.

MAY 6, 1976: Reggie Leach scores 5 goals in the Flyers' 6-3 win



HISTORIC MOMENTS

over the Boston Bruins in Game 5 of the 1975-76 Semifinals at the Spectrum.

MAY 16, 1976: Visiting Montreal Canadiens defeat the Flyers in Game 4 of the Stanley Cup Finals, 5-3, to win the Stanley Cup at the Spectrum. Reggie Leach wins Conn Smythe Trophy as playoff MVP. He scores 19 playoff goals in 16 games giving him 80 goals (61 in regular season) on the season – becoming the first player in NHL history ever to reach that plateau.

MAY, 1976: Reggie Leach scores 19 playoff goals in 16 games giving him 80 goals (61 in regular season) on the season – becoming the first player in NHL history ever to reach that plateau.

JUNE 7, 1976: Bobby Clarke receives Hart Trophy as NHL MVP for the third time in four seasons, becoming only the fifth three-time winner in NHL history.

JULY 15, 1976: Spectacor announces the creation of PRISM, a pay-television channel formed to carry Flyers and other Philadelphia sporting events as well as movies. It is the first of nearly two dozen businesses that will be formed under the Spectacor umbrella over the next two decades.

JULY 18, 1976: The Flyers announce that the Springfield Indians would serve as the club's AHL farm team for the 1976-77 season after Richmond Robins owner E. Claiborne Robins folded the team on June 21, 1976.

FEBRUARY 1, 1977: Flyers' wives sponsor first Fight For Lives Carnival.

FEBRUARY 14, 1977: Al Hill sets NHL record for points by a player in his first NHL game (5) with two goals and three assists in the Flyers' 6-4 victory over the St. Louis Blues at the Spectrum.

MAY 12, 1977: Former Flyers defenseman Barry Ashbee passes away after bout with leukemia.

JUNE 1977: Flyers formally announce the transfer of their AHL affiliation from Springfield, MA, to the newly created Maine Mariners in Portland, ME. The team is set to play its home games at the newly built Cumberland County Civic Center.

DECEMBER 11, 1977: Flyers defenseman Tom Bladon sets NHL record for points by a defenseman (8) in one game with four goals and four assists in the Flyers' 11-1 victory over the Cleveland Barons at the Spectrum.

DECEMBER 26, 1977: In a Boxing Day exhibition game at the Spectrum, the Flyers defeated visiting Czechoslovakian league power HC Pardubice by a 6-1 score. Orest Kindrachuk and Mel Bridgman scored twice apiece while Reggie Leach and Bob Kelly chipped one goal apiece.

MARCH 23, 1978: Flyers record 400th all-time regular season victory, defeating the Toronto Maple Leafs, 4-1, at the Spectrum.

APRIL 9, 1978: Flyers honor retiring forward Gary Dornhoefer at the Spectrum.

MAY 22, 1978: Fred Shero resigns as head coach to take the head coach and general manager job for the New York Rangers. As compensation, the Flyers receive the seventh overall pick of the 1978 Amateur Draft (Ken Linseman).

JULY 6, 1978: Bob McCammon named the fourth head coach in team history.

JANUARY 2, 1979: The Flyers skate to a 4-4 tie against the Soviet Wings in an exhibition game at the Spectrum. A pair of late third-period goals by Bobby Clarke erase a 4-2 deficit and forge the tie. Rick MacLeish and Reggie Leach also score for Philadelphia.

JANUARY 31, 1979: Bob McCammon is fired as head coach and replaced by Pat Quinn. It is the team's first mid-season coaching change in its 12-year history.

AUGUST 9, 1979: In the 1979 NHL Entry Draft, the Flyers select future five-time All-Star and Flyers Hall of Fame left winger Brian Propp with the 14th overall pick. In total, the Flyers pick seven players, most notably future Vezina Trophy winning goaltender Pelle Lindbergh (2nd round, 35th overall), would go on to play at least one game for Philadelphia.

OCTOBER 11, 1979: Flyers honor retiring goaltender Bernie Parent, who was forced to retire after being inadvertently struck in the eye with a stick on February 17, 1979 vs. the NY Rangers at the Spectrum. In 486 career games with the Flyers, Parent was 232-141-103 with a 2.42 GAA and 50 shutouts. Jersey No. 1 retired.

OCTOBER 14, 1979: Flyers defeat Toronto Maple Leafs, 4-3, at the Spectrum in the first game of a historic 35-game undefeated streak.

DECEMBER 22, 1979: Flyers defeat Bruins, 5-2, at Boston to set a new NHL record of 29 consecutive games without a loss.

JANUARY 6, 1980: Flyers defeat Sabres, 4-2, at Buffalo for 35th consecutive game without a loss – the longest such streak in professional sports history (The streak ends on January 7 as the Flyers lost at Minnesota, 7-1).

MARCH 3, 1980: Flyers honor retired defenseman Joe Watson at the Spectrum.

MARCH 10, 1980: Bobby Clarke and Ed Snider receive Lester Patrick Award for outstanding service to hockey in the United States.

APRIL 3, 1980: Reggie Leach's three goals in a 4-2 victory over Washington give him 50 for the season, making him the first Flyer to reach that plateau in two different years.

MAY 8, 1980: The Flyers clinch their fourth appearance in the Stanley Cup Final with a 7-3 win over the Minnesota North Stars in Game 5 of the 1980 Semifinals

MAY 24, 1980: New York Islanders defeat Flyers, 5-4 in overtime, to capture Stanley Cup championship at Long Island.

JUNE, 1980: Pat Quinn receives Jack Adams Award as NHL Coach of the Year.

SEPTEMBER 3, 1980: Bob Butera is named president of the Flyers.

NOVEMBER 2, 1980: Flyers record 500th all-time regular season victory, defeating the Boston Bruins, 4-2, at the Spectrum. At the time, no other expansion team had won as many as 400 games.

FEBRUARY 15, 1981: Swedish defenseman Thomas Eriksson becomes the first European born and trained player to appear in a regular season game for the Flyers.

MARCH 19, 1981: Bobby Clarke records his 1,000th NHL point, becoming the 15th player in NHL history to reach that plateau, with a third-period goal in the Flyers' 5-3 win over the Bruins at the Spectrum.

JANUARY 14, 1982: Flyers play host to 10,000,000th all-time fan in defeating the Edmonton Oilers, 8-2, at the Spectrum.

MARCH 19, 1982: Pat Quinn is dismissed as head coach and is replaced by Bob McCammon.

AUGUST 19, 1982: Flyers obtain Mark Howe and a third round pick in 1983 (Derrick Smith) from Hartford in exchange for Ken Linseman, Greg Adams and the Flyers' first and third round picks in 1982.

OCTOBER 23, 1982: Bobby Clarke plays in his 1,000th NHL game, a 4-2 loss to the Penguins at Pittsburgh.

JANUARY 6, 1983: The Flyers lose, 5-1, to the Soviet Union national team in an exhibition game at the Spectrum. All-Star Flyers goaltender Pelle Lindbergh suffers a fractured wrist but finishes the game. Mark Howe tallies the lone Flyers goal.

JANUARY 20, 1983: Flyers record their 600th all-time regular season victory, 5-2, over the Calgary Flames at the Spectrum.

APRIL 14, 1983: Bob Butera resigns as Flyers president and is replaced by Jay Snider, who at age 26 becomes the youngest person to hold such a position in the history of professional sports.

MAY 27, 1983: Bob McCammon is named the third general manager of the Flyers, while retaining head coaching duties. Keith Allen is named Executive Vice President.

JUNE 7, 1983: Bobby Clarke receives Frank J. Selke Trophy as NHL's top defensive forward.

JULY 15, 1983: The Flyers announce the transfer of their AHL farm affiliation to the Springfield Indians for the 1983-84 season. It is a shared affiliation with the St. Louis Blues.

OCTOBER 9, 1983: Bill Barber records his 400th NHL goal, becoming the 19th player in NHL history to reach that plateau, in the Flyers' 7-1 victory over the Pittsburgh Penguins at the Spectrum.

MARCH 22, 1984: Flyers set club record with 13 goals in one game in 13-4 victory over the Pittsburgh Penguins at the Spectrum.

APRIL 7, 1984: Bobby Clarke plays in his last NHL game (playoff contest) vs. the Washington Capitals.

APRIL 25, 1984: Bob McCammon resigns as head coach and general manager.

MAY 15, 1984: Bobby Clarke announces his retirement from hockey and is named vice president and general manager, becoming the fourth GM in team history.

MAY 24, 1984: Mike Keenan is named the sixth head coach in team history. The same day, the Flyers transfer their AHL affiliation from Springfield to the venerable Hershey Bears, starting in the 1984-85 season.

SEPTEMBER 25, 1984: Bernie Parent inducted into Hockey Hall of Fame, becoming the second Flyers Alum to be so honored. In 1981, defenseman Allen Stanley, who finished his career with the Flyers in 1968-69, was the first.

OCTOBER 18, 1984: Flyers tie club record with 13 goals in one game in 13-2 victory over the Vancouver Canucks at the Spectrum.

NOVEMBER 15, 1984: Flyers honor retiring center Bobby Clarke at the Spectrum. Clarke finished his 15-year NHL career as the Flyers' all-time leading scorer with 358 goals and 852 assists for 1210 points in 1144 games. Jersey No. 16 retired.

FEBRUARY 24, 1985: Flyers record 700th all-time regular season win, a 4-1 victory over the Calgary Flames at the Spectrum.

MARCH 5, 1985: Dave Poulin's overtime goal gives the Flyers a 5-4 win over the NY Islanders and starts an 11-game winning streak as part of the Flyers' 16-1-0 stretch run.

MARCH 16, 1985: Ron Sutter records the 5,000th all-time goal in Flyers history in the first period of the Flyers' 6-1 victory over the Maple Leafs at Toronto.

APRIL 4, 1985: Goaltender Pelle Lindbergh is named the first recipient of the Bobby Clarke Trophy as the Flyers' MVP.

APRIL 13, 1985: Tim Kerr sets NHL playoff marks of most goals in one period (4) and fastest four goals by one player (8:16) in second period of Flyers' 6-5 Division Semifinal victory over the Rangers in New York.

MAY 16, 1985: Dave Poulin scores while Flyers are two men short to boost Philadelphia to a 3-0 victory over Quebec, clinching Wales Conference Championship series in six games. It is the Flyers' fifth conference title in the eleven years the NHL has been structured by conferences.

MAY 30, 1985: Edmonton Oilers defeat Flyers, 8-3, in Game 5 of the Final series to capture their second consecutive Stanley Cup Championship.

JUNE 12, 1985: Pelle Lindbergh wins Vezina Trophy as top goaltender in NHL and Mike Keenan garners Jack Adams Award as NHL Coach of the Year. Lindbergh is also a finalist for the Hart Trophy (won by Wayne Gretzky).

AUGUST 22, 1985: Bill Barber announces his retirement after 12 NHL seasons, all as a Flyer.

NOVEMBER 14, 1985: Flyers honor the memory of Pelle Lindbergh who was fatally injured in an automobile accident on November 10, 1985.

NOVEMBER 17, 1985: Flyers win club record 13th consecutive game, 5-4, over the Islanders at the Spectrum on an overtime goal by Murray Craven. The 13 consecutive wins match the fourth-longest streak in NHL history.

MARCH 6, 1986: Flyers honor retiring left wing Bill Barber at the Spectrum. Barber retires as the Flyers' all-time leading goal scorer, and second-leading point scorer with 420 goals and 463 assists for 883 points in 903 games.

APRIL 6, 1986: Tim Kerr sets a new NHL record with his 34th power play goal of the season, as the Flyers beat the Capitals, 5-3. Flyers defeat Washington to win division title for third time in four seasons and ninth time in the club's 19-year history. The win also enables the Flyers to tie the club record of 53 wins in a season, set in 1984-85.

MAY 21, 1986: Bob Froese and Darren Jensen share Jennings Trophy as the goaltenders for the team with the lowest goals-against average during the regular season, and Mark Howe receives the Emery Edge Award as the player with the top plus/minus rating in the NHL.

OCTOBER 9, 1986: Rookie goaltender Ron Hextall makes his NHL debut vs. the Edmonton Oilers, winning 2-1

JANUARY 15, 1987: The Flyers defeat the Montreal Canadiens, 6-3, at the Spectrum to record the 800th victory in franchise history.

JANUARY 21, 1987: Mark Howe records his 1000th point as a professional hockey player.

MARCH 16, 1987: The Flyers clinch their third consecutive Patrick Division Championship. It is the Flyers' eighth division title in the 13 years since the four division alignment was established.

MARCH 17, 1987: Tim Kerr records a Flyers-record fourth consecutive 50-goal season.

MAY 14, 1987: The Flyers defeat the Montreal Canadiens, 4-3, at the Forum to capture their second Prince of Wales Conference Championship in three years.

MAY 28, 1987: J.J. Daigneault scores at 14:28 of the third period to give the Flyers a 3-2 victory over the Edmonton Oilers in Game 6 of the Stanley Cup Finals. All three of the Flyers victories in the round have come after the Oilers have taken a 2-0 lead in each game. Brian Propp's crucial third-period power play goal gives him 28 points for the playoff year, a new Flyers record.



HISTORIC MOMENTS

MAY 31, 1987: The Edmonton Oilers defeat the Flyers, 3-1, in Game 7 of the Finals to win the Stanley Cup. It is the first Final-series seventh game since 1971. Ron Hextall is awarded the Conn Smythe Trophy as playoff MVP. Hextall also establishes a new NHL record for minutes played in a playoff year with 1540. Pelle Eklund's first period assist gave him 20 on the playoff year, a new Flyers record.

JUNE 10, 1987: Ron Hextall wins the Vezina Trophy as the league's best goaltender and is named an NHL First Team All-Star and to the NHL All-Rookie Team. Dave Poulin is awarded the Frank J. Selke Trophy as the league's best defensive forward, and Mark Howe is named an NHL First-Team All-Star.

JUNE 15, 1987: Bobby Clarke is inducted into the Hockey Hall of Fame.

DECEMBER 8, 1987: Ron Hextall becomes the first NHL goalie to score a goal by shooting the puck into the opposing net as the Flyers defeat Boston, 5-2, at the Spectrum.

FEBRUARY 8, 1988: Keith Allen is awarded the Lester Patrick Trophy.

MARCH 22, 1988: Bob Clarke and Bernie Parent are made charter inductees of the Flyers' Hall of Fame.

APRIL 10, 1988: Murray Craven's OT goal caps a dramatic 5-4 Flyers victory over the Capitals in Game 4 of the Patrick Division Semifinals. The Flyers overcame a 4-1 deficit with under ten minutes to play in the third period.

MAY 11, 1988: Mike Keenan is dismissed as head coach.

JUNE 1, 1988: Paul Holmgren is named the team's seventh head coach, becoming the first former Flyers player to hold the job.

SEPTEMBER 7, 1988: Ed Snider is inducted into the Hockey Hall of Fame.

NOVEMBER 24, 1989: The Flyers defeat the Edmonton Oilers, 5-1, at the Spectrum to record the 900th win in franchise history.

MARCH 16, 1989: Bill Barber, Keith Allen and Ed Snider are inducted into the Flyers' Hall of Fame.

APRIL 2, 1989: Rick Tocchet records his 45th goal of the season, becoming one of only eight Flyers to join the 40-goal club.

APRIL 11, 1989: Ron Hextall scores his second career goal and becomes the first goalie to record a playoff goal, as the Flyers defeat Washington, 8-5, at the Capital Centre.

APRIL 29, 1989: Ken Wregget, starting in place of the injured Ron Hextall, leads the Flyers to a 4-1 victory over the Pittsburgh Penguins in Game 7 of the Patrick Division Finals. It is the Flyers' tenth trip to the Semifinals in 17 years.

JUNE 16, 1989: Tim Kerr is awarded the Bill Masterton Memorial Trophy.

JANUARY 9, 1990: Flyers lose, 5-4, to CSKA (Red Army) in an exhibition game at the Spectrum. Brian Propp, Jeff Chychrun, Craig Berube and Pelle Eklund score in a losing cause.

MARCH 22, 1990: Fred Shero and Rick MacLeish are inducted into the Flyers' Hall of Fame.

APRIL 16, 1990: Bob Clarke is dismissed from his role as general manager of the Flyers, marking the end of 21 consecutive years with the franchise.

JUNE 6, 1990: Russ Farwell is named the fifth general manager in team history.

JUNE 16, 1990: The Flyers make Mike Ricci their first selection (4th overall) in the NHL Entry Draft. It is the Flyers' highest selection

since Ron Sutter was taken with the same pick in 1982.

SEPTEMBER 24, 1990: Bill Barber is inducted into the Hockey Hall of Fame. Additionally, inaugural Flyers general manager Bud Poile is part of the 1990 induction class in the Builder category.

OCTOBER 11, 1990: Bill Barber's jersey number 7 is retired by the Flyers.

JANUARY 10, 1991: Flyers lose, 4-1, to Russian club team Dynamo Moscow in an exhibition game at the Spectrum. Rick Tocchet notches the lone Philadelphia goal.

MARCH 21, 1991: Gary Dornhoefer and, posthumously, Barry Ashbee are inducted into the Flyers' Hall of Fame.

OCTOBER 4, 1991: The Flyers open their 25th anniversary season against the Capitals in Washington.

NOVEMBER 10, 1991: Flyers play to a 1-1 tie against Team USA in an exhibition game at the Spectrum held to enable Team USA to prepare for the 1992 Olympics. Cory Foster scores a first period power play goal for Philadelphia. Shawn McEachern ties the game for Team USA in the second period, while goalie Ray LeBlanc holds the Flyers to one goal on 40 shots.

DECEMBER 4, 1991: Paul Holmgren is dismissed as head coach and replaced by Bill Dineen.

JANUARY 17-18, 1992: The Flyers and the City of Philadelphia host the NHL All-Star Weekend. Friday night featured the NHL Heroes of Hockey Game and the NHL All-Star Skills Competition. On Saturday, the Campbell Conference defeated the Wales Conference by the score of 10-6 in the 43rd NHL All-Star Game. Center Rod Brind'Amour was the Flyers' lone representative on the Wales Conference squad.

FEBRUARY 13, 1992: Gene Hart and Reggie Leach are inducted into the Flyers' Hall of Fame.

APRIL 1, 1992: The NHL Players Association goes on strike for the first time in league's 75-year history.

APRIL 10, 1992: The NHL players and owners reach a settlement, ending the 10-day players strike.

JUNE 10, 1992: Bob Clarke rejoins the Flyers as Senior Vice President.

JUNE 30, 1992: The Flyers are awarded the rights to 19 year-old Eric Lindros by arbitrator Larry Bertuzzi. In one of the most publicized trades in hockey history, the Flyers sent goaltender Ron Hextall, defenseman Steve Duchesne and Kerry Huffman, centers Mike Ricci and Peter Forsberg, left wing Chris Simon, No. 1 draft picks in 1993 and 1994 and \$15 million to the Quebec Nordiques in return for Eric Lindros.

JULY 15, 1992: The Flyers complete the biggest transaction in team history by signing center Eric Lindros to an unprecedented six-year contract.

SEPTEMBER 21, 1992: Keith Allen becomes the fifth member of the Flyers organization who primarily or entirely spent his career with the organization to be inducted into the Hockey Hall of Fame, joining Bernie Parent, Bobby Clarke, Ed Snider and Bill Barber.

JANUARY 9, 1993: The Flyers record the 1,000th win in team history vs. the NY Rangers.

MARCH 7, 1993: Right wing Mark Recchi records his 100th point of the season at the New Jersey Devils, becoming the fourth player in Flyers history to record 100 or more points in a season.

MARCH 13, 1993: The Flyers vs. Los Angeles Kings game held at the Spectrum is postponed, following the first period, due to severe weather and blizzard conditions which caused a pane

of glass on the Spectrum concourse to break. The game was replayed, in its entirety, on April 1, 1993.

MARCH 14, 1993: The Flyers at Whalers game in Hartford is postponed due to severe weather. The game was played, in its entirety, on April 16, 1993 at the Hartford Civic Center.

MARCH 24, 1993: Center Eric Lindros scores his 35th goal of the season at the New York Rangers, passing Brian Propp (34), to break the team record for most goals in a season by a rookie. Lindros finished the season with 41 goals

APRIL 1, 1993: Right wing Mark Recchi scores his 50th goal of the season vs. the Los Angeles Kings, becoming the fifth player in Flyers history to score 50 or more goals in a season..

APRIL 8, 1993: Joe Scott and Ed Van Impe are inducted into the Flyers' Hall of Fame.

APRIL 12, 1993: Mark Recchi collects an assist vs. the New York Rangers, breaking Bobby Clarke's team record for most points (119 in 1975-76). Recchi finished the season with 123 points.

MAY 24, 1993: Terry Simpson is introduced as the ninth head coach in team history.

OCTOBER 21, 1993: The scheduled Flyers vs. NY Islanders game is moved to October 22 to avoid a conflict with Game Five of the 1993 World Series.

MARCH 1, 1994: Jay Snider resigns as president of the Flyers.

MARCH 8, 1994: Tim Kerr is inducted into the Flyers' Hall of Fame.

MARCH 31, 1994: Mikael Renberg scores a goal vs. Calgary, breaking Dave Poulin's team record for points in a season by a rookie (76 in 1983-84). Renberg finishes the season with 82 points.

APRIL 12, 1994: Mikael Renberg is named the first recipient of the Pelle Lindbergh Memorial Trophy as the Flyers' most improved player, as voted by his teammates.

MAY 20, 1994: Terry Simpson is dismissed as head coach.

JUNE 15, 1994: Bob Clarke is named team president and general manager, replacing Russ Farwell.

JUNE 23, 1994: Terry Murray is named the 10th head coach in team history.

SEPTEMBER 6, 1994: Eric Lindros is named the eleventh team captain in club history. At 21 years old, Lindros became the youngest captain in Flyers history.

SEPTEMBER 30, 1994: NHL Commissioner Gary Bettman announced the postponement of the start of the 1994-95 regular season due to a failure to come to terms on a new Collective Bargaining Agreement between the League and the NHL Players' Association.

JANUARY 13, 1995: NHL Commissioner Gary Bettman and NHL Players' Association Executive Director Bob Goodenow announced a new Collective Bargaining Agreement. A 48-game season began on January 20.

MAY 7, 1995: Flyers defeat Buffalo, 4-3, in overtime in Game One of Eastern Conference Quarterfinals. The win was the Flyers' first playoff victory since a 2-1 overtime victory at Montreal in Game Five of Wales Conference Finals on May 9, 1989.

JULY 6, 1995: Eric Lindros is named the winner of the 1994-95 Hart Memorial Trophy as the NHL's MVP. Lindros becomes the second Flyer to capture the award (Bob Clarke in 1972-73, 1974-75 and 1975-76). Lindros and John LeClair were named to the NHL First All-Star Team.

DECEMBER 18, 1995: The Flyers acquire an expansion franchise in the American Hockey League to commence operations with the start of the 1996-97 season. The Philadelphia Phantoms replaced the Hershey Bears as the Flyers' top minor league affiliate.

FEBRUARY 22, 1996: Joe Watson is inducted into the Flyers' Hall of Fame.

MARCH 19, 1996: Ed Snider, Pat Croce and Comcast Corporation announce the formation of the Comcast Spectacor Venture that will create a super-regional sports partnership for the Delaware Valley. The venture will own and operate the Philadelphia 76ers basketball team, the Philadelphia Flyers hockey team, the CoreStates Spectrum and the new CoreStates Center. The transaction was finalized on July 17, 1996.

MARCH 25, 1996: Ron Hextall stops all 21 Hartford shots to record his second consecutive shutout. He was the first Flyers goaltender to record shutouts in consecutive regular season games since Bernie Parent on October 11 and 13, 1973. Eric Lindros registers a goal and two assists in the game to break the 100-point plateau for the first time in his career. Lindros is the fifth Flyer to eclipse the 100-point barrier.

APRIL 10, 1996: John LeClair records his 50th goal of the season at New Jersey, becoming the sixth player in the Flyers history to score 50 or more goals in a season.

APRIL 11, 1996: The Flyers defeat the Montreal Canadiens, 3-2, in the team's final regular season home game at the Spectrum. John LeClair's second-period goal was the game-winning goal and the final Flyers goal scored in a regular season game at the Spectrum.

APRIL 16, 1996: Ron Hextall records his 36th playoff win as a Flyer, setting a new team record for career playoff wins (passing Bernie Parent - 35) in Game One of the Eastern Conference Quarterfinals vs. Tampa Bay.

MAY 12, 1996: Mike Hough's goal at 8:05 of the second overtime period gives the Florida Panthers a 2-1 win over the Flyers in Game Five and a three-games-to-two lead in their Eastern Conference Semifinal series. The Panthers won the series in six games. Game Five was the Flyers' final game at the Spectrum.

AUGUST 31, 1996: The CoreStates Center opens with a contest between USA and Canada in the inaugural World Cup of Hockey Tournament. USA won the game, 5-3, in front of a sold-out crowd.

OCTOBER 5, 1996: The Flyers play their first regular season game at the CoreStates Center. The Florida Panthers won the game, 3-1, but right wing Dainius Zubrus became the youngest player in Flyers history at 18 years, three months and 20 days old on opening night. Zubrus also recorded his first NHL goal in the game.

OCTOBER 7, 1996: The Flyers record the 700th home win in franchise history with 3-1 win vs. New Jersey.

DECEMBER 22, 1996: Chicago's Sergei Krivokrasov scores at 2:38 of the first period to end the Flyers' team record shutout streak at 265 minutes and eight seconds and their streak of four consecutive shutouts.

JANUARY 29, 1997: Rod Brind'Amour plays in his 288th consecutive game for the Flyers, breaking the team record for most consecutive games played.

FEBRUARY 2, 1997: The 21st Annual Flyers' Lives Fight for Lives Carnival raises \$1,024,455. It was the first time that the Carnival topped the \$1 million mark in proceeds.

APRIL 13, 1997: John LeClair records his 50th goal of the season to become only the second player in Flyers history to reach the 50-goal mark in consecutive seasons.



HISTORIC MOMENTS

APRIL 26, 1997: The Flyers defeat the Pittsburgh Penguins, 6-3, in Game Five of the Eastern Conference Quarterfinals and win the series, four games to one. Mario Lemieux scored a goal in his last NHL game before returning to play in the 2000-01 season. Rod Brind'Amour recorded two shorthanded goals in the first period, tying the NHL record for most shorthanded goals in a period and a game. At 54 seconds apart, Brind'Amour's two shorthanded goals were the second fastest scored by one player in NHL playoff history.

MAY 23, 1997: Eric Lindros scores the game-winning goal with 6.8 seconds remaining in regulation as the Flyers defeated the NY Rangers, 3-2, in Game Four of the Eastern Conference Finals. It was the latest game-winning goal in Flyers Playoff history.

MAY 25, 1997: The Flyers win the Prince of Wales Trophy as Eastern Conference Champions with a 4-2 win over the New York Rangers in Game 5 of the Eastern Conference Finals. They clinch their seventh appearance in the Stanley Cup Final

MAY 31, 1997: The Flyers fall to the Detroit Red Wings in Game One of the Stanley Cup Finals, 4-2, in front of 20,291 fans at the CoreStates Center. At the time, it is the largest single-game home attendance in team history.

JUNE 7, 1997: The Detroit Red Wings win the Stanley Cup with a 2-1 defeat of the Flyers at Joe Louis Arena.

JUNE 13, 1997: Terry Murray is dismissed as head coach.

JULY 7, 1997: Wayne Cashman is named the 11th head coach in team history.

OCTOBER 1, 1997: Comcast Spectacor launches Comcast SportsNet, a new regional sports network that replaces PRISM as the primary television home of the Flyers.

NOVEMBER 17, 1997: Gene Hart is enshrined into the Hockey Hall of Fame with his selection as the recipient of the Foster Hewitt Memorial Award. He became the sixth member of the Flyers organization to be so honored.

FEBRUARY 8-24, 1998: The NHL suspends operations for 17 days to allow NHL player participation in the 1998 Winter Olympic Games in Nagano, Japan. Ten members of the Flyers organization take part (Canada: Bob Clarke - GM, Wayne Cashman - Assistant Coach, Rod Brind'Amour, Eric Desjardins, Eric Lindros; USA: Paul Holmgren - Assistant Coach, John LeClair, Joel Otto; Czech Republic: Petr Svoboda; Finland: Janne Niinimaa).

FEBRUARY 28, 1998: Eric Lindros scores the game-winning goal at NY Rangers, his 500th point in the NHL. He became the fifth fastest to reach 500 points in NHL history (in 352 games; Wayne Gretzky - 234 games; Mario Lemieux - 287 games; Peter Stastny - 322 games and Mike Bossy - 349 games).

MARCH 9, 1998: Wayne Cashman is dismissed as head coach and replaced by Roger Neilson.

APRIL 13, 1998: John LeClair records his 50th goal of the season at Buffalo. He became the first American-born player to reach the 50-goal mark three times and the second Flyer to record three consecutive 50-goal seasons (Tim Kerr 1983-84 through 1986-87).

JUNE 10, 1998: The Philadelphia Phantoms, the Flyers' American Hockey League affiliate, defeat the Saint John Flames, 6-1, to capture the Calder Cup championship, four games to two. The Phantoms became the fourth Flyers affiliate to capture the Calder Cup; joining the 1988 Hershey Bears and back-to-back titles by the Maine Mariners in 1978 and 1979.

JULY 15, 1998: Comcast Spectacor announces the change of its arena names to the First Union Center and the First Union Spectrum.

NOVEMBER 20, 1998: Goaltender Ron Hextall allows one goal on

19 shots to record a 3-1 win at Carolina to register his 233rd win as a Flyer. With the win, Hextall moves past Bernie Parent into first place on the Flyers' All-Time List in wins.

JANUARY 16, 1999: Toronto Maple Leaf Steve Sullivan's goal at 6:31 of the first period ends John Vanbiesbrouck's team record shutout streak at 218 minutes and 42 seconds from January 3 through 16.

FEBRUARY 20, 1999: Center Eric Lindros was scoreless at Ottawa, ending his 18-game point-scoring streak from January 7 through February 18 (14G, 21A). Lindros tied Bobby Clarke for the longest such streak in team history.

MARCH 4, 1999: Brian Propp was inducted into the Flyers' Hall of Fame.

MARCH 13, 1999: Goaltender Ron Hextall plays his 487th game as a Flyer in a game at Pittsburgh, moving him past Bernie Parent into first place on the Flyers' All-Time Games Played List.

MARCH 21, 1999: The Flyers defeated the Detroit Red Wings, 5-4, at the First Union Center, ending a team record 12-game winless streak from February 24 through March 16 (0-8-4). The Flyers also posted a 15-game undefeated streak from December 12, 1998 through January 13, 1999 (10-0-5). The Flyers became the only team in NHL history to record both a streak of 10-or-more games undefeated and a streak of 10-or-more games winless in the same season.

APRIL 18, 1999: Eric Desjardins is awarded his fifth consecutive Barry Ashbee Trophy as the most outstanding Flyers defenseman and the first Yanick Dupre Memorial Class Guy Award winner as the Flyer who best illustrates character, dignity and respect for the sport both on and off the ice, as selected by the Philadelphia Chapter of the Professional Hockey Writers' Association. Desjardins' fifth Barry Ashbee Trophy is the most by any defenseman in team history. The Yanick Dupre Memorial Class Guy Award honors the memory of Yanick Dupre who died on August 16, 1997, after a 16-month battle against leukemia. Dupre played parts of three seasons with the Flyers (1991-92, 1994-95 and 1995-96).

JULY 14, 1999: Gene Hart, "Voice of the Flyers", dies at the age of 68. The Flyers hold a memorial service at the First Union Center on Sunday, July 18, to honor Hart for his contributions to the organization and the City of Philadelphia over his 32-year career.

JULY 23, 1999: Flyers defenseman Dmitri Tertyshny is fatally injured in a boating accident at the age of 22. Tertyshny recorded 10 points (2G, 8A) in 62 games during his rookie season of 1998-99. The Flyers and Phantoms played a benefit game in his memory on September 21 of that year, with all net proceeds placed in a scholarship fund for the unborn son of Dmitri and his widow, Polina. The Flyers win the game, 6-1.

OCTOBER 2, 1999: Mark Eaton appeared in his first NHL game, becoming the first Philadelphia-area native to play for the Flyers. Rod Brind'Amour misseed the game because of a fracture in his left foot, ending his franchise record of 484 consecutive games played.

OCTOBER 24, 1999: John Vanbiesbrouck records his third consecutive shutout, a career first, and becomes only the fourth goaltender during the 1990s to post three consecutive shutouts. In all, he will not allow a goal in 227 minutes, 40 seconds (parts of five games, 10/17/99-10/26/99) to set a team record for one goalie and a personal best.

DECEMBER 6, 1999: Ed Snider receives the Anti-Defamation League's prestigious Americanism Award.

JANUARY 2, 2000: Eric Desjardins registers three assists, which gives him 231 points as a Flyer and places him second among defensemen on the team's career list (Mark Howe, 480).

JANUARY 8, 2000: Rod Brind'Amour records his 600th point as a

Flyer, becoming only the seventh player in team history to reach that plateau.

MARCH 21, 2000: Rick Tocchet is assessed five penalty minutes for fighting, giving him 1,700 PIM as a Flyer, the first player in franchise history to reach that mark.

MARCH 27, 2000: Eric Desjardins is named the 12th captain in Flyers history.

APRIL 6, 2000: Eric Desjardins is awarded his sixth consecutive Barry Ashbee Trophy as the team's most outstanding defenseman. No other Flyers defenseman has won the award more than four times.

APRIL 8, 2000: John LeClair scores his 40th goal, becoming the first player in Flyers history to score 40 or more goals in five consecutive seasons.

APRIL 9, 2000: The Flyers defeat the New York Rangers, 4-1, and capture their 13th division championship.

MAY 2, 2000: Andy Delmore scores his first two career playoff goals, including the game winner in overtime, to give the Flyers a 4-3 win at Pittsburgh in Game Three of the Eastern Conference Semifinals. He is the first Flyers rookie defenseman to score two goals in a playoff game.

MAY 4, 2000: Keith Primeau scores at 12:01 of the fifth overtime period to give the Flyers a 2-1 win at Pittsburgh in Game Four of the Eastern Conference Semifinals. It is the longest game in modern NHL history (152:01). Only a pair of six-overtime playoff contests in the 1930s were longer. In addition, the game's elapsed time of six hours, 56 minutes sets an NHL record. The Flyers' 72 shots and the game's combined 130 shots both set team records for an overtime game.

MAY 7, 2000: Andy Delmore becomes the first NHL rookie defenseman to record a hat trick in a postseason game as the Flyers defeat Pittsburgh, 6-3, in Game Five of the Eastern Conference Semifinals. Mark Recchi records a goal and four assists, tying Flyers records for assists and points in a playoff game.

JUNE 8, 2000: Craig Ramsay is named the 13th head coach in team history, replacing Roger Neilson.

DECEMBER 10, 2000: The Flyers name Bill Barber the 14th head coach in team history, replacing Craig Ramsay. The Flyers defeat the New York Islanders, 5-2, at the First Union Center for Barber's first win as head coach.

DECEMBER 28, 2000: The Flyers lose 4-3 at Tampa Bay. The loss ends the Flyers' eight-game undefeated streak (5-0-3-0) under Head Coach Bill Barber. It is the second best start of an NHL head coaching career and the longest undefeated streak following an in-season coaching change in NHL history.

MARCH 13, 2001: Mark Recchi posted a goal and two assists in 5-2 win vs. St. Louis. His goal vs. St. Louis was his 1,000 career NHL point (60th player in NHL history to reach this milestone).

MARCH 15, 2001: Mark Howe, the leading scorer among defensemen in Flyers history, became the 17th member of the organization to be inducted into the Flyers Hall of Fame in an on-ice ceremony at the First Union Center prior to the Flyers' game vs. the Minnesota Wild.

MARCH 31, 2001: Goaltender Roman Cechmanek stopped all 21 shots faced to record a 1-0 win vs. the Detroit Red Wings. It was his 10th shutout of the season; the second most by a rookie or first-year goalie since Tony Esposito posted 15 shutouts during the 1969-70 season. His 10 shutouts are the most by a Flyers goaltender since Bernie Parent registered 12 during the 1974-75 season.

APRIL 8, 2001: Flyers win 2-1 at Buffalo. With the win, the Flyers recorded 100 points for the 14th time in 34 seasons. This game

marked the end of the Flyers' regular use of orange jerseys on the road. Starting with the 2001-02 season, the Flyers began wearing their black jersey for road contests.

JUNE 14, 2001: Head Coach Bill Barber wins the Jack Adams Award as "the NHL coach adjudged to have contributed the most to his team's success." Barber is the first winner to receive this award after taking his position in-season and the eighth head coach to win his first NHL season. The Flyers signed left wing John LeClair to a new five-year contract.

AUGUST 20, 2001: The Flyers trade the rights to restricted free agent center Eric Lindros to the New York Rangers in exchange for right wing Pavel Brendl, left wing Jan Hlavac, defenseman Kim Johnsson and a third round pick in the 2003 NHL Entry Draft.

SEPTEMBER 20, 2001: The Flyers and New York Rangers skate to a 2-2 tie in a preseason game that was suspended after two periods so everyone in attendance at the First Union Center could watch President George W. Bush's address to Congress which was televised live in the arena. Through the generosity of the fans, players and ownership, the Flyers raised \$120,000 for the Twin Towers Fund. The \$120,000 donation represented the monies collected after the Flyers matched \$2 for every \$1 donated by the fans attending the game and the monies raised through the auction of game-used jerseys and sticks from the game.

OCTOBER 23, 2001: Keith Primeau is named the 13th captain in Flyers history.

OCTOBER 31, 2001: The Flyers "retire" their orange road jersey for their game against the Pittsburgh Penguins at the First Union Center and raised \$67,947 through the on-line jersey auction. Proceeds from the auction increased the Flyers' contribution to the Twin Towers Fund to over \$187,000. The Flyers defeated the Penguins, 3-0. With the shutout, Brian Boucher became the first goaltender in Flyers history to record a shutout on consecutive days. He had recorded a 3-0 win at Washington on October 30.

DECEMBER 8, 2001: Jenny Barber, wife of Head Coach Bill Barber, passes away after a lengthy battle against cancer.

DECEMBER 18, 2001: Flyers right wing Mark Recchi records his 400th career goal in the Flyers' 6-3 win against the St. Louis Blues at the First Union Center.

JANUARY 30, 2002: Flyers center Jeremy Roenick scores a goal in the Flyers' 3-1 loss to the Senators in Ottawa to reach 1000 career points.

MARCH 23, 2002: Flyers right wing Mark Recchi played his 1000th NHL game when the Flyers visited Pittsburgh. Recchi posted two assists in the 4-4 tie.

APRIL 24, 2002: The Ottawa Senators defeat the Flyers, 3-0, at the Corel Centre. The loss is the Flyers' third consecutive 3-0 loss. It is the first time in Flyers history that the team has been shut out three consecutive games in a single playoff season and three times in one playoff series.

APRIL 26, 2002: The Ottawa Senators defeated the Flyers, 2-1, in overtime to win their Eastern Conference Quarterfinal series, four games to one. The two goals scored by the Flyers in the series set an NHL record for fewest goals by one team in a five-game series.

APRIL 30, 2002: Bill Barber is dismissed as head coach.

MAY 14, 2002: Ken Hitchcock is named the 15th head coach in team history.

JUNE 23, 2002: Joe Scott, a founding partner and Chairman of the Board, Emeritus of the Flyers, passes away at the age of 93.

OCTOBER 26, 2002: First period goals by Justin Williams (at 0:16)



HISTORIC MOMENTS

and Michal Handzus (at 0:31) in the Flyers' 6-2 win at the NY Islanders sets a club record for the fastest two goals from the start of a game. They were the third fastest two goals from the start of a game by one team in NHL history.

NOVEMBER 29, 2002: The Flyers debut their new all-orange alternate jersey in a 3-0 loss against the Toronto Maple Leafs at the First Union Center.

DECEMBER 5, 2002: Michal Handzus scores on a penalty shot in overtime against Dan Blackburn to give the Flyers a 3-2 win over the NY Rangers. Handzus' penalty shot attempt was the first by a Flyer in regular season overtime (it was only the second successful penalty shot attempt in regular season overtime in NHL history).

MARCH 31, 2003: Eric Weinrich records an assist in the Flyers' 6-1 win at Pittsburgh, his 1,000th career NHL game. He became the third Flyer to reach the NHL Milestone of 1,000 games played this season, joining Jeremy Roenick (vs. Boston on November 16) and Eric Desjardins (at Atlanta on December 18).

APRIL 6, 2003: The Flyers win at Florida, 6-2, and finish the season tied for the fewest goals against in the NHL with the New Jersey Devils (both teams allowed 166). Esche and Roman Cechmanek share the William M. Jennings Trophy with the Devils' Martin Brodeur. It is the second time that the Flyers have won the award (Bob Froese and Darren Jensen for the 1985-86 season).

APRIL 16, 2003: Mark Recchi scored at 13:54 of the third overtime period to give the Flyers a 3-2 win at Toronto in Game Four and even their Eastern Conference Quarterfinals series at two games apiece. The Flyers' 75 shots on goal was a new team record for most shots in an overtime game and tied for the most shots in a playoff game since the 1967-68 expansion (Washington recorded 75 shots against the NY Islanders in a game that went four overtimes on April 18, 1987). With 53:54 minutes played, it was the second longest overtime game in Flyers history (behind 92:01 minutes played at Pittsburgh on May 4, 2000).

APRIL 22, 2003: The Flyers defeat the Toronto Maple Leafs, 6-1, in Game Seven of their Eastern Conference Quarterfinal series. The Flyers won the second longest series in NHL history. The two teams played 532:05 minutes in the series, trailing only the 553:08 minutes played by the Boston Bruins and NY Rangers in their 1939 semifinal series. The series featured three multiple-overtime games, only the second series in NHL history to do so (NY Rangers and New Jersey Devils played three multiple-overtime games in their 1994 Eastern Conference Final series).

JULY 18, 2003: Comcast Spectacor announces the change of its arena names to the Wachovia Center and Wachovia Spectrum.

OCTOBER 16, 2003: Flyers and San Jose Sharks skate to 0-0 tie at HP Pavilion at San Jose. Flyers goaltender Jeff Hackett stopped all 27 shots faced to record the shutout. The scoreless tie was the first for the Flyers in a road game since December 4, 1982 (0-0 tie at Pittsburgh). For Hackett, it was his second consecutive shutout (Hackett shutout the Buffalo Sabres on October 9 in the Flyers' 2-0 win). He is the first goaltender in Flyers history to record a shutout in each of his first two career starts as a Flyer. This is the second time in franchise history that a goaltender had opened a season with two consecutive shutouts (Bernie Parent opened the 1973-74 season with a 2-0 win vs. Toronto on October 11 and a 6-0 win at NY Islanders on October 13).

DECEMBER 13, 2003: The New Jersey Devils defeat the Flyers at the Wachovia Center, 2-0, ending the team's 14-game undefeated streak at home (12-0-2). The 14-game undefeated streak at home is the second longest undefeated streak at home to start a season in franchise history. The Flyers went 26 games undefeated at home (19-0-7) to start the 1979-80 season.

JANUARY 16, 2004: The Flyers defeat the Toronto Maple Leafs,

4-1. Each of the 18 skaters in the game for the Flyers posted at least a +1 rating, the first time that the feat had occurred since the Flyers defeated the Pittsburgh Penguins, 11-4, on March 10, 1985.

FEBRUARY 4, 2004: The Flyers defeat the Washington Capitals, 5-1. Goaltender Antero Niittymaki stopped 19 of 20 shots faced to record the win in his first career NHL game. He was the first Flyers goaltender to win his NHL debut since Dominic Roussel, who defeated the Quebec Nordiques on October 17, 1991, 5-3.

FEBRUARY 21, 2004: The Flyers defeat the Atlanta Thrashers, 5-4. Simon Gagne scored a goal on a penalty shot with 1:01 left to play in the third period to give the Flyers a 5-4 lead. The Flyers scored three of their goals on the same penalty as Ronald Petrovicky was serving a five minute major for charging. It was the third time in team history that the Flyers scored three goals on the same penalty.

MARCH 3, 2004: Prior to the Flyers' 5-2 win against the Nashville Predators, Dave Poulin becomes the 18th member of the organization to be inducted into the Flyers Hall of Fame.

FEBRUARY 16, 2005: The National Hockey League announces that, because of a new collective bargaining agreement has not been realized, it no longer is practical to conduct an abbreviated 2004-05 season.

JUNE 10, 2005: The Philadelphia Phantoms, the Flyers' American Hockey League affiliate, defeat the Chicago Wolves, 5-2, to capture the Calder Cup Championship, four games to none. It is the second championship in franchise history (also won the Calder Cup in 1998).

JULY 22, 2005: The National Hockey League's Board of Governors ratifies the terms of the Collective Bargaining Agreement negotiated with the NHL Players' Association, ending a 310-day work stoppage.

NOVEMBER 5, 2005: The Flyers defeat the Atlanta Thrashers at the Wachovia Center, 4-3. The team welcomed the 25-millionth fan in team history prior to the game.

DECEMBER 3, 2005: In the first shootout in team history, the Flyers fall 4-3 at Nashville.

JANUARY 12, 2006: The Flyers lose at Detroit, 6-3, in the last game of an 11-game road trip from December 23 through January 12 that was the longest road trip in team history. Their eight wins in the 11 games was just the ninth time in NHL history that a team recorded six-or-more wins in a single road trip and their 17 points in the 11 games (8-2-1 record) were the most points by one team in a single road trip in NHL history.

JANUARY 14, 2006: 19,953 fans attend the Flyers' 4-3 overtime loss vs. Colorado to set a new team record for attendance at a regular season game.

MARCH 21, 2006: Flyers Head Coach Ken Hitchcock becomes the fifth fastest coach to reach 400 career NHL wins with the Flyers' 2-1 win vs. New Jersey on March 21.

APRIL 18, 2006: R.J. Umberger scores a goal in the Flyers' 4-1 win at NY Islanders. The goal was Umberger's 20th goal of the season. For the first time in team history, the Flyers had two rookies score at least 20 goals in a season (Jeff Carter - 23 and R.J. Umberger - 20).

OCTOBER 22, 2006: Flyers announce the resignation of General Manager Bob Clarke and the firing of Head Coach Ken Hitchcock. Paul Holmgren is named interim general manager and John Stevens is named the 16th head coach in team history.

APRIL 7, 2007: Sami Kapanen is named the inaugural winner of the Gene Hart Memorial Award. This award will be presented annually to the Flyer with the most heart as voted by Philadelphia Flyers Fan Club members at each general meeting throughout the season. In addition to the award, a donation for

\$1,500 will be made to the player's favorite charity.

OCTOBER 18, 2007: The Flyers defeat the New Jersey Devils at Wachovia Center, 4-0. Goaltender Martin Biron stopped all 38 shots faced to post the shutout. The shutout was Biron's second consecutive shutout, the Flyers' first shutout of the Devils since Feb. 27, 2001, and the Flyers' first shutout of the Devils in Philadelphia since Jan. 6, 1987.

FEBRUARY 6, 2008: Ron Hextall becomes the 19th member of the organization to be inducted into the Flyers Hall of Fame.

APRIL 17, 2008: Mike Knuble scores 6:40 into the second overtime period to give the Flyers a 4-3 win over the Capitals at the Wachovia Center in Game Four of their Eastern Conference Quarterfinal series. The game (86:40) was the longest playoff game played at the Wachovia Center, the third longest home game in Flyers history, and longest home playoff game won by the Flyers in team history (Flyers lost to Boston on April 26, 1977, 5-4 - 90:07 and to Florida on May 12, 1996, 2-1 - 88:05).

APRIL 22, 2008: Joffrey Lupul scores a power play goal 6:06 into the first overtime period to give the Flyers a 3-2 win over the Capitals and a four-games-to-three series victory over Washington. It marked just the second time in Flyers history that they have played a Game Seven that went into overtime, and first time that they won (only other time was against Washington, 5-4 loss on April 16, 1988).

JULY 15, 2008: Comcast Spectacor, the Philadelphia based sports and entertainment firm which owns the arena, announces that the Wachovia Spectrum will close at the conclusion of the 2008-09 hockey and soccer seasons. The Flyers played at the Spectrum for 29 seasons, from the 1967-68 through the 1995-96 seasons, and compiled a 719-305-146 record in 1,170 regular season games and an 85-56 record in 141 playoff games.

SEPTEMBER 27, 2008: The Flyers play one final game at the Wachovia Spectrum vs. an NHL opponent when they host the Carolina Hurricanes in a preseason match up. The Flyers defeated the Hurricanes by a score of 4-2.

OCTOBER 7, 2008: The Flyers play on Spectrum ice for the final time in an exhibition game against the Phantoms.

DECEMBER 11, 2008: Trailing 5-1 in the third period, the Flyers mount the greatest third period comeback in team history by scoring four unanswered goals to force overtime and eventually defeat the Carolina Hurricanes in a shootout by a score of 6-5. Scott Hartnell recorded his fourth career hat trick, while Simon Gagne scored the game-tying goal with 1:44 to go in regulation and the decisive goal in the shootout to give the Flyers the victory.

FEBRUARY 4, 2009: After 13 seasons of ownership, Comcast Spectacor announces the sale of the Philadelphia Phantoms to the Brooks Group of Pittsburgh, PA, owners of other minor league hockey and baseball teams.

FEBRUARY 15, 2009: At 1:18 of the second period, Mike Richards scores a shorthanded goal with his team down two men in a game against the New York Rangers. It was the third time in his career that Richards had scored while the Flyers were killing off a 5-on-3, making him the first player in NHL history to accomplish that feat. The Flyers defeated the Rangers, 5-2, at Madison Square Garden.

FEBRUARY 21, 2009: Mike Richards records a shorthanded goal for the third consecutive game, becoming the first player in over 10 years to accomplish the feat (Joe Sakic, Oct. 15-24, 1998). The Flyers dropped the contest, 5-4, to the Pittsburgh Penguins.

APRIL 11, 2009: A goal by Joffrey Lupul gives the Flyers six 25-point scorers for the 2008-09 season, which made the Flyers the first team to accomplish that feat since the Calgary Flames in 1993-94.

JUNE 27, 2009: In a blockbuster draft-day trade, the Flyers acquire defenseman Chris Pronger from the Anaheim Ducks. The Flyers sent Joffrey Lupul, Luca Sbisa, and three draft picks to the Ducks for Pronger and forward Ryan Dingle.

OCTOBER 31, 2009: The Flyers' former home, the Spectrum, officially closes following its last public event, a Pearl Jam concert.

NOVEMBER 16, 2009: Prior to the Flyers' 3-2 victory to the New Jersey Devils, Dave "The Hammer" Schultz becomes the 20th member of the Flyers Hall of Fame.

NOVEMBER 19, 2009: Flyers rookie James van Riemsdyk scores the game-winning goal in a 3-2 victory at Los Angeles. It was his third straight game-winning goal, tying an NHL record for consecutive game-winning goals by a rookie.

DECEMBER 4, 2009: John Stevens is relieved of his duties as head coach and replaced by Peter Laviolette, who becomes the 17th head coach in team history.

JANUARY 1, 2010: On New Year's Day, the Flyers play their first outdoor game, visiting the Boston Bruins for the 2010 Winter Classic at historic Fenway Park in Boston, MA. Danny Syvret scored his first NHL goal and the Flyers led most of the game, but the Bruins tied it late in the third period and eventually won the game 2-1 in overtime.

FEBRUARY 13-28, 2010: The NHL season goes on hiatus for two weeks to allow players to participate in the 2010 Winter Olympics in Vancouver. Chris Pronger and Mike Richards won gold medals playing for Team Canada. Kimmo Timonen won a bronze medal for Finland, and Oskars Bartulis represented Team Latvia.

APRIL 11, 2010: Claude Giroux's shootout goal and Brian Boucher's third-round save give the Flyers a 2-1 shootout win over the New York Rangers, clinching an Eastern Conference playoff berth on the last day of the season. With his club trailing late in the third period, Matt Carle scored the game-tying goal to force overtime and the eventual shootout. Danny Briere also scored in the shootout, while Boucher shut the door on two of three Rangers shooters.

MAY 14, 2010: After falling into a 0-3 series deficit in the Eastern Conference Semifinals vs. Boston Bruins, the Flyers win four games in a row to defeat the Bruins four games to three and advance to the Eastern Conference Finals. The Flyers trailed Game 7 3-0 in the first period, but charged back to tie the game. Simon Gagne then scored the game-winning goal with 7:08 remaining in the third period. They became the third team in NHL history to overcome a 3-0 series deficit.

MAY 22, 2010: Michael Leighton posts a 3-0 shutout at Montreal in Game 4 of the Eastern Conference Final, his third shutout of the series. He became the first goaltender in franchise history to record three shutouts in a single playoff series.

MARCH 5, 2004: The Flyers defeat the Ottawa Senators, 5-3. Defenseman Danny Markov's goal at 16:10 of the first period was the 10,000th goal in franchise history (seventh team in NHL history and first expansion team to reach mark). Tony Amonte reached the NHL Milestone of 1,000 games played with his appearance in the game. The Senators and Flyers combined to record 419 penalty minutes in the game, including 409 in the third period, to set NHL records for most penalty minutes, both teams, one game and most penalty minutes, both teams, one period. The Flyers also set NHL records for most penalty minutes, one team, one game (213) and most penalty minutes, one team, one period (209).

MARCH 25, 2004: Right wing Mark Recchi records his 1200th career NHL point with an assist in the Flyers' 4-2 loss against the New York Islanders. (40th player in NHL history to reach mark).

MAY 4, 2004: Jeremy Roenick's second goal of the game at 7:39 of overtime gives the Flyers a 3-2 win over the Maple Leafs



HISTORIC MOMENTS

in Toronto in Game Six of their Eastern Conference Semifinal series and a four-games-to-two series victory.

MAY 15, 2004: Flyers defeat the Tampa Bay Lightning at the Wachovia Center, 3-2, in Game Four of the Eastern Conference Finals. Every fan in attendance received an "Orange Crush" T-shirt as they entered the building.

SEPTEMBER 15, 2004: The National Hockey League's Board of Governors unanimously reconfirms that NHL teams, upon the expiration of the Collective Bargaining Agreement at midnight, would not play again until there is a new economic system.

MAY 24, 2010: The Flyers win the Prince of Wales Trophy as Eastern Conference Champions with a 4-2 win over the Montreal Canadiens in Game 5 of the Eastern Conference Finals. The four-games-to-one series win sent the Flyers to the Stanley Cup Final for the first time since 1997.

JUNE 2, 2010: Claude Giroux scores the game-winning goal in overtime of Game 3 of the Stanley Cup Final to give the Flyers a 3-2 win in front of a record sellout crowd of 20,297 at the Wachovia Center. It was the first win in a Stanley Cup Final game for the Flyers since Game 6 of the 1987 Final at the Spectrum.

JUNE 9, 2010: Patrick Kane scores the game-winning goal in overtime as the Chicago Blackhawks defeat the Flyers 4-3 in Game 6 of the Final to win the Stanley Cup. The crowd of 20,327 set a new Flyers record for home attendance in a single game and created a new single-season attendance record of 1,020,699. Flyers center Danny Briere recorded a goal and two assists to reach 30 points for the playoffs (12G, 18), breaking the Flyers all-time scoring record for a single playoff year.

JULY 27, 2010: Comcast Spectacor announces the change of its arena name to the Wells Fargo Center.

OCTOBER 11, 2010: The Flyers raise their 2009-10 Eastern Conference championship banner to the rafters of the Wells Fargo Center prior to their home opener against the Colorado Avalanche.

NOVEMBER 23, 2010: Following a public ceremony, exterior demolition officially begins on the Flyers' former home, the Spectrum. Ed Snider, Bob Clarke, Bernie Parent and Julius Erving were among those who spoke at the ceremony.

JANUARY 25, 2011: The Flyers pick up their 1000th home-ice win with a 5-2 victory over Montreal. They become the first expansion-era team to reach the milestone.

APRIL 9, 2011: The Flyers welcome 19,909 to the Wells Fargo Center for the regular season finale vs. the New York Islanders. The crowd gives the Flyers a total regular season attendance mark of 808,301, which sets a new franchise record for total attendance in a regular season. The Flyers beat the Islanders 7-4 for their 47th win of the season, the most of any Flyers team since the 1985-86 squad.

JUNE 23, 2011: The Flyers stage one of the bigger days of transactions in their history, dealing Mike Richards to Los Angeles and Jeff Carter to Columbus while announcing the signing of Ilya Bryzgalov. The moves brought the Flyers Brayden Schenn, Wayne Simmonds, Jakub Voracek and draft picks that became Sean Couturier and Nick Cousins.

DECEMBER 31, 2011: The Flyers Alumni defeat the New York Rangers Alumni 3-1 before a crowd of 45,808 at Citizens Bank Park in the first of the three games comprising the 2012 NHL Winter Classic. Bernie Parent started for the Flyers and stopped six shots in 5:32 of play, including a Ron Duguay breakaway. John LeClair scored the Flyers' first goal on a setup by Eric Lindros, while Shjon Podein and Mark Howe provided the other Flyers goals.

JANUARY 2, 2012: The Flyers take a 2-0 lead but can't hold off a hard-charging New York Rangers squad and drop a 3-2 decision

in the 2012 NHL Winter Classic. A crowd of 46,967 became the largest crowd ever to witness a Flyers game, eclipsing the 38,112 that saw the Flyers fall 2-1 to Boston in overtime in the 2010 Winter Classic. Brayden Schenn and Claude Giroux scored for the Flyers.

MARCH 6, 2012: The Flyers retire Mark Howe's #2 in a pregame ceremony before a 3-2 win over Detroit. Howe becomes just the fifth Flyer so honored and the first since Bill Barber in 1990.

APRIL 11, 2012: The Flyers come back from a 3-0 hole to defeat Pittsburgh 4-3 in overtime in Game 1 of the Eastern Conference Quarterfinals. It was the sixth time in their history the Flyers had erased a 3-0 deficit to win a playoff game. Brayden Schenn posted a goal and two assists, becoming just the eighth Flyers rookie ever to record a three-point playoff game.

APRIL 13, 2012: Claude Giroux sets a franchise record with six points as the Flyers beat Pittsburgh 8-5 in Game 2. Sean Couturier posted a four-point night, tying the franchise record for most points by a rookie in a playoff game. Both Giroux and Couturier had hat tricks, marking the first time in team history that two Flyers have had a hat trick in the same playoff game, and it was the first time since 1989 that the Flyers had scored eight goals in a playoff game.

APRIL 15, 2012: The Flyers beat Pittsburgh 8-4 in Game 3, setting a franchise record for most goals in two consecutive playoff games. The closest previous occasion was the 1981 preliminary round, when they beat Quebec 6-4 in Game 1 and 8-5 in Game 2. The Flyers set a new franchise record for most goals scored in the first three games of a playoff series (20). Danny Briere picked up his 100th career playoff point today in his 100th career playoff game.

APRIL 22, 2012: The Flyers beat Pittsburgh 5-1 in Game 6 to advance to the second round of the playoffs for the 22nd time, and third year in a row. Claude Giroux finished the series with 14 points, becoming just the second Flyer ever to reach that total in a single playoff series (Tim Kerr, 15, 1989 PDSF). The Flyers set a franchise record with 12 power play goals in the series.

APRIL 29, 2012: Danny Briere scores his 48th and 49th career playoff goals, including his ninth career playoff game-winner as the Flyers beat New Jersey in Game 1 of the Eastern Conference Semifinals. Briere moved into second place all-time in Flyers history in that category behind only Rick MacLeish.

MAY 3, 2012: Danny Briere records his 50th career playoff goal in the third period of a 4-3 overtime loss to New Jersey in Game 3. His two points in the game give him 71 playoff points as a Flyer and move him past both Reggie Leach and Tim Kerr into sixth place on the Flyers' all-time playoff scoring list.

SEPTEMBER 16, 2012: The Collective Bargaining Agreement between the National Hockey League and the NHL Players Association expires without a new agreement in place, necessitating the postponement of NHL training camps and eventually the start of the 2012-13 NHL season, which was originally scheduled to open on October 11.

JANUARY 6, 2013: The NHL and NHLPA announce they have reached an agreement on the framework of a new Collective Bargaining Agreement.

JANUARY 12, 2013: The NHL and NHLPA sign a Memorandum of Understanding on a new 10-year Collective Bargaining Agreement that expires in 2022, ending a 119-day work stoppage. Training camps open the following day.

MARCH 18, 2013: Kimmo Timonen plays his 1000th career game in a 4-2 loss at Tampa Bay. The Flyers honored Timonen prior to their next home game on March 26.

APRIL 19, 2013: On an off-night, the Flyers were mathematically eliminated from playoff contention when the New York Rangers defeated Buffalo 8-4. It marked just the ninth time in franchise

history and second time in the last 18 years that the Flyers did not make the playoffs.

JULY 9, 2013: Fred Shero is posthumously elected to the Hockey Hall of Fame in the Builders' category.

OCTOBER 7, 2013: Peter Laviolette is relieved of his duties as head coach and is replaced by assistant coach Craig Berube., who becomes the team's 18th head coach.

DECEMBER 2, 2013: Peter Luukko resigns as president and COO of Comcast Spectacor. Dave Scott, a 20-year veteran of Comcast Cable, is named acting president of Comcast Spectacor.

JANUARY 21, 2014: A winter storm dumps more than 13 inches of snow on Philadelphia and forces the postponement of the Flyers' game against Carolina to a day later. It marked the first time in Flyers history that a game had ever been completely postponed due to snow, and the first weather-related postponement since the blizzard of March 1993, when a game at the Spectrum was called off after the first period when two panes of glass broke on the concourse. Carolina won 3-2 on the make-up date.

FEBRUARY 4, 2014: Keith Allen, the first head coach of the Flyers who became the general manager that built the organization's Stanley Cup championship teams of 1974 and 1975, passes away at the age of 90.

FEBRUARY 9-25, 2014: The NHL suspends operations for the 2014 Winter Olympics in Sochi, Russia. Five Flyers represented their countries – Kimmo Timonen (Finland), Jakub Voracek (Czech Rep), Andrej Meszaros (Slovakia); Mark Streit (Switzerland) and Michael Raffl (Austria). Timonen won his fourth Olympic medal (third bronze to go with one silver).

APRIL 8, 2014: The Flyers clinch a spot in the 2014 Stanley Cup Playoffs with a 5-2 win at Florida, officially completing a comeback from a 3-9 start to the season. They qualify for the playoffs for the 37th time in their 45 years of play and the 17th time in the last 19 seasons.

MAY 7, 2014: Paul Holmgren is promoted to president of the Flyers, and Ron Hextall is promoted to general manager.

JUNE 27-28, 2014: The National Hockey League converges upon Philadelphia for the 2014 NHL Entry Draft. It's the first time in team history that the Flyers have hosted the event.

OCTOBER 17, 2014: The Lehigh Valley Phantoms play their first-ever regular season game at the new PPL Center in Allentown, PA. The team relocated to Allentown in the offseason after four seasons in Glens Falls, NY playing as the Adirondack Phantoms.

DECEMBER 21, 2014: Rob Zepp picks up the win in his NHL debut as the Flyers win 4-3 in overtime at Winnipeg. Zepp became the oldest Flyer in franchise history to make his NHL debut and became the 12th goaltender in NHL history to make his debut after his 33rd birthday and the first since 1972-73. He also became the oldest goaltender to win his NHL debut since 1926.

APRIL 17, 2015: Craig Berube is relieved of his duties as head coach.

MAY 18, 2015: Dave Hakstol is hired as the 19th head coach in Flyers history.

OCTOBER 8, 2015: The Dave Hakstol era gets underway in the season opener at Tampa Bay, which concluded with the first 3-on-3 overtime in NHL history. The Lightning's Jason Garrison scored 2:17 into the frame to defeat the Flyers 3-2.

NOVEMBER 23, 2015: The Flyers induct Rod Brind'Amour into the Flyers Hall of Fame in a pregame ceremony before a game against the Carolina Hurricanes.

FEBRUARY 9, 2016: In a pregame ceremony prior to a 4-1 loss to

Anaheim, the Flyers commemorate the 50th anniversary of the NHL granting the Philadelphia franchise to Ed Snider.

FEBRUARY 20, 2016: Shayne Gostisbehere scores the overtime game-winning goal against Toronto, giving him a point in 15 consecutive games. Gostisbehere recorded 5 goals and 13 assists over the course of the streak, which was the longest in Flyers history by a rookie or a defenseman and the longest in NHL history by a rookie defenseman.

FEBRUARY 29, 2016: In a pregame ceremony before hosting the Calgary Flames, the Flyers induct Jim Watson into the Flyers Hall of Fame.

APRIL 9, 2016: The Flyers clinch the Eastern Conference's second wild card spot with a 2-1 win over the Pittsburgh Penguins.

APRIL 11, 2016: Flyers founder and chairman Ed Snider passes away after a two-year battle with cancer. The Flyers wore "EMS" patches on their jerseys during their first-round series with the Washington Capitals. On April 21, a celebration of Mr. Snider's life took place at the Wells Fargo Center between Games 4 and 5 of the series.

APRIL 22, 2016: Despite being outshot 44-11, the Flyers defeated Washington 2-0 in Game 5. The 11 shots were the fewest in any game in franchise history, while the 44 saves marked franchise records for a playoff regulation win and playoff shutout win, as well as the largest shot differential in any playoff game.

JUNE 27, 2016: Eric Lindros is elected to the Hockey Hall of Fame. Additionally, former Flyers coach Pat Quinn is posthumously elected.

SEPTEMBER 22, 2016: Comcast Corporation reaches an agreement with the estate of Ed Snider to purchase Snider's 24-percent stake in Comcast Spectacor, giving Comcast 100-percent ownership of the Philadelphia Flyers and the rest of the company.

OCTOBER 20, 2016: The Flyers drop the puck on their 50th Anniversary celebration in the home opener, a 3-2 loss to Anaheim. The Flyers honored the late Ed Snider in a pregame ceremony, raising a banner in his honor to the Wells Fargo Center rafters.

NOVEMBER 27, 2016: The Flyers beat Calgary 5-3 at the Wells Fargo Center, starting off what would become a 10-game winning streak through December 14. It ties as the third-longest winning streak in franchise history.

FEBRUARY 25, 2017: The Flyers play outside for the third time in their history, dropping a 4-2 decision to Pittsburgh at Heinz Field, home of the Pittsburgh Steelers. The crowd of 67,318 becomes the largest ever to witness a Flyers game, eclipsing the 46,967 that attended the 2012 Winter Classic at Citizens Bank Park.

JANUARY 18, 2018: The Flyers retire the #88 of Eric Lindros in a pregame ceremony before a 3-2 overtime win over the Toronto Maple Leafs.

MARCH 5, 2018: Comcast Spectacor announces a \$250-million renovation of the Wells Fargo Center to be completed over the next three off-seasons.

APRIL 7, 2018: The Flyers defeat the New York Rangers 5-0 to wrap up third place in the Metropolitan Division and their 39th trip to the Stanley Cup Playoffs. Claude Giroux recorded his first career regular season hat trick to finish the season with 102 points, becoming the first Flyer to post a 100-point season since Eric Lindros had 115 in 1995-96. He also became just the sixth Flyer in franchise history to accomplish the feat.

SEPTEMBER 24, 2018: The Flyers unveil a new mascot, Gritty, ahead of a preseason home game against the Boston Bruins. Gritty goes on to develop a following.



HISTORIC MOMENTS

OCTOBER 6, 2018: Sean Couturier becomes the youngest player in Flyers history to appear in 500 games for the team (25 years, 303 days) in a 5-2 loss at Colorado.

NOVEMBER 26, 2018: Ron Hextall is relieved of his duties as executive vice president and general manager.

DECEMBER 3, 2018: Chuck Fletcher is appointed as the ninth general manager in Flyers history.

DECEMBER 17, 2018: Dave Hakstol is relieved of his duties as head coach of the Flyers and is replaced on an interim basis by Lehigh Valley Phantoms head coach Scott Gordon, who becomes the 20th head coach of the team.

DECEMBER 18, 2018: Carter Hart makes his NHL debut in a 3-2 win over Detroit. He becomes the youngest goaltender in Flyers history to win his NHL debut and the second-youngest to appear in a game.

DECEMBER 27, 2018: The Flyers play the 4,000th game in their history, a 6-5 overtime loss at Tampa Bay.

FEBRUARY 4, 2019: The Flyers earn their 2,000th win in franchise history, and eighth win in a row, with a 2-1 victory vs. Vancouver at the Wells Fargo Center. They became the first expansion-era franchise to reach that milestone and did so in fewer games, 4,017, than any of the Original Six franchises except for Montreal.

FEBRUARY 22, 2019: The Flyers announce the adoption of the Philadelphia Warriors, a USA Warrior Hockey affiliated team of disabled US military veterans, as an official affiliate. The team is renamed the Philadelphia Flyers Warriors.

FEBRUARY 23, 2019: Claude Giroux scores 1:59 into overtime to complete a comeback from a 3-1 deficit and give the Flyers their first outdoor win in their history, 4-3 over Pittsburgh at Lincoln Financial Field. It was the 800th career game for Giroux, who joined Bobby Clarke and Bill Barber as the only players to play 800 games for the franchise. The crowd of 69,620 is the largest to witness a Flyers game in franchise history.

MARCH 21, 2019: The NHL and the Flyers announce that the team will take part in the 2019 NHL Global Series, playing an exhibition game in Lausanne, Switzerland ahead of their 2019-20 season opener against the Chicago Blackhawks in Prague, Czech Republic. It will be the first time in the organization's history that the Flyers will play outside of North America.

APRIL 15, 2019: Alain Vigneault is named the 21st head coach in Flyers history.

SEPTEMBER 30, 2019: The Flyers play a game outside of North America for the first time in their history when they take on Swiss club Lausanne HC in the NHL Global Series Challenge. Lausanne HC won the game 4-3.

OCTOBER 4, 2019: The Flyers continue their European trip with their first regular-season game overseas, defeating Chicago 4-3 at O2 Arena in Prague, Czech Republic.

OCTOBER 9, 2019: Carter Hart records his first NHL shutout with 25 saves in a 4-0 win over New Jersey in the team's Wells Fargo Center season debut.

FEBRUARY 8, 2020: Claude Giroux records his 800th career point in a 7-2 win over Washington.

FEBRUARY 18, 2020: Claude Giroux becomes the franchise's all-time leader in power play assists when he picks up his 235th in a 5-1 win over Columbus.

MARCH 10, 2020: The Flyers see a nine-game winning streak come to an end in a 2-0 loss to Boston in what would end up being their 69th and final game of the season. They finish with a record of 41-21-7 for 89 points, slotting them in second place in the Metropolitan Division, one point behind Washington.

MARCH 12, 2020: The NHL places the 2019-20 season on pause due to the outbreak of the COVID-19 virus in North America.

MAY 24, 2020: The NHL announces the framework for a Return to Play process that targets an early-August start to the postseason, with a 24-team Stanley Cup Qualifiers round preceding the 2020 Stanley Cup Playoffs. The announcement made official the 40th playoff berth in franchise history for the Flyers, who entered the playoffs as the fourth seed in the East and became part of the Round Robin group. **JULY 10, 2020:** The NHL and NHLPA ratify both the Return to Play plan and a new six-year Collective Bargaining Agreement that runs through the 2025-26 season.

JULY 27, 2020: The Flyers and Penguins become the first teams to take the ice in the NHL's Return to Play bubble environment when they play an exhibition game at Scotiabank Place in Toronto, the RTP hub for the Eastern Conference. The games are played in an unprecedented environment with no fans in attendance and enhanced game presentation elements designed to maximize the experience for fans watching at home. Players were sequestered in compounds in Toronto (East) and Edmonton (West) for the duration of their playoff run, with daily testing and other COVID-prevention protocols in place.

AUGUST 8, 2020: The Flyers defeat Tampa Bay 4-1 to win the Round Robin portion of the Stanley Cup Qualifiers and take the top seed in the Eastern Conference. It's the first time in 20 years that the Flyers enter the playoffs as the top seed in the East.

AUGUST 21, 2020: The Flyers defeat Montreal 3-2 in Game 6 of their First Round series to advance to the second round. It marks the first playoff series win for the Flyers since the 2012 Eastern Conference Quarterfinals.

SEPTEMBER 5, 2020: The Flyers fall short in their quest to come back from a 3-1 series deficit to the New York Islanders, who take a 4-0 win in Game 7. It was the 17th Game 7 in franchise history and the first in which the Flyers were shut out.

OCTOBER 6-7, 2020: The NHL stages another historic first made necessary by the COVID-19 pandemic as the 2020 NHL Draft is staged virtually, with all 31 teams drafting from headquarters in their own cities.

JANUARY 13, 2021: As the COVID-19 pandemic continues, the NHL begins a 56-game 2020-21 season with teams temporarily grouped into geographical divisions, with all 56 game taking place within the division. Much of the season is played in two-game series in the same city to cut down on travel. The Flyers are grouped with other Mid-Atlantic and Northeastern teams in the MassMutual East Division and win their opener 6-3 at Wells Fargo Center with no fans in attendance.

FEBRUARY 9-14, 2021: The Flyers have four game postponed due to several players being in the NHL COVID protocol. The season resumes with a 3-2 shootout win over the Rangers at home on February 18.

FEBRUARY 21, 2021: The Flyers play the fifth outdoor game in their history, dropping a 7-3 decision to Boston at Lake Tahoe, Nevada.

MARCH 4, 2021: After playing their first 10 home games without fans in the arena, the Flyers welcome 2,800 supporters to Wells Fargo Center for a 4-3 win over Pittsburgh, the first game with fans in the building in almost one calendar year.

MAY 10, 2021: The Flyers conclude the abbreviated season with a 4-2 win vs. New Jersey.

June 15, 2021: Oskar Lindblom was awarded the Bill Masterton Memorial Trophy for his impact and return to the ice after overcoming Ewing's Sarcoma. Lindblom was diagnosed in December of 2019 and made his return in September of 2020 for Games 6 and 7 of the second round of the Stanley Cup Playoffs.

OCTOBER 15, 2021: The Wells Fargo Center returns to full capacity for the first time amid the COVID-19 pandemic as the Flyers lose 5-4 in a shootout to Vancouver to open the 2021-22 season.

OCTOBER 18, 2021: The Flyers won 6-1 against the NHL's newly added 32nd team, Seattle Kraken.

NOVEMBER 16, 2021: In a pregame ceremony before hosting the Calgary Flames, the Flyers induct Paul Holmgren and Rick Tocchet into the Flyers Hall of Fame.

DECEMBER 6, 2021: Alain Vigneault is relieved of his duties as head coach of the Flyers and is replaced on an interim basis by assistant coach Mike Yeo, who becomes the 22nd head coach of the team.

DECEMBER 9, 2021: Paul Holmgren is inducted into the United States Hockey Hall of Fame as a member of the Class of 2021.

DECEMBER 29, 2021: Claude Giroux records his 600th career assist in a 3-2 overtime win over Seattle. With his assist, Giroux moves into second place all-time in franchise history with 884 points, which surpassed Flyers and Hockey Hall of Famer, Bill Barber.

JANUARY 25, 2022: Keith Yandle plays in his 965th consecutive NHL game at UBS Arena against the New York Islanders to set an NHL record for most consecutive games played. Yandle has not missed a game since March 26, 2009.

FEBRUARY 8, 2022: Daniel Briere is appointed to the position of Special Assistant to the General Manager.

MARCH 17, 2022: Claude Giroux plays in his 1000th career game in a 5-4 win vs. Nashville. The Flyers honored Giroux prior to the game.

MARCH 19, 2022: The Flyers trade Claude Giroux, the longest-tenured captain in franchise history, to Florida. Giroux spent all 15 of his NHL season in Philadelphia, ranks second in Flyers history in points (900), assists (609), games played (1,000) and

is the Flyers all-time leader in overtime goals (11) and points on the power-play (339).

APRIL 9, 2022: In a pregame ceremony, the Flyers honor franchise legend Lou Nolan, who is celebrating his 50th year as the team's Public Address Announcer.

MAY 16, 2022: Kevin Hayes is named a finalist for the Bill Masterton Memorial Trophy for his return to the Flyers lineup after the sudden and tragic passing of his brother, Jimmy Hayes, and on three occasions required surgery to overcome injury and a blood infection.

JUNE 17, 2022: John Tortorella is named the 23rd head coach in Flyers history.

JULY 12, 2022: The Flyers place forward Oskar Lindblom on waivers for the purposes of buying out the final year of his contract. In recognition of Oskar's inspiration to the City of Philadelphia and the team, Flyers Charities made a donation of \$100,000 in Oskar's name to a local organization that supports families impacted by cancer.

FEBRUARY 14, 2023: Daniel Hilferty is named CEO of Comcast Spectacor. Valerie Camillo is named President and CEO of Spectacor Sports and Entertainment.

MARCH 10, 2023: The Flyers relieve Chuck Fletcher of his duties as general manager and president of hockey operations. Daniel Briere is named interim general manager.

MARCH 27, 2023: Dave Scott retires as Chairman of Comcast Spectacor and governor of the Flyers. Daniel Hilferty is named the new chairman and governor.

MAY 11, 2023: Daniel Briere becomes the tenth general manager (interim tag removed) of the Flyers. Keith Jones is named President of Hockey Operations.



PLAYOFF
HISTORY

ALL-TIME PLAYOFF RECORDS

FLYERS ALL-TIME PLAYOFF RECORD

SERIES RECORD: 44-38	GP	W	L	PCT	GF	GA
HOME	232	135	97	.582	733	645
AWAY	217	96	121	.442	602	687
TOTALS	449	231	218	.514	1,335	1,332

* Flyers all-time record and all-time game totals vs. Boston, Tampa Bay and Washington include round-robin games from 2020 Stanley Cup Playoffs. Series records do not include the round-robin.

TEAM	GP	W	L	PCT	GF	GA
BOSTON BRUINS	SERIES RECORD: 3-3					
HOME	15	8	7	.533	44	44
AWAY	17	6	11	.353	46	57
TOTALS	32	14	18	.438	90	101

TEAM	GP	W	L	PCT	GF	GA
BUFFALO SABRES	SERIES RECORD: 6-3					
HOME	27	19	8	.704	90	66
AWAY	23	10	13	.435	56	75
TOTALS	50	29	21	.580	146	141

TEAM	GP	W	L	PCT	GF	GA
CALGARY/ATLANTA	SERIES RECORD: 1-1					
HOME	6	4	2	.667	27	15
AWAY	5	3	2	.600	16	13
TOTALS	11	7	4	.636	43	28

TEAM	GP	W	L	PCT	GF	GA
CHICAGO BLACKHAWKS	SERIES RECORD: 0-2					
HOME	5	2	3	.400	16	19
AWAY	5	0	5	.000	14	26
TOTALS	10	2	8	.200	30	45

TEAM	GP	W	L	PCT	GF	GA
COLORADO/QUEBEC	SERIES RECORD: 2-0					
HOME	6	5	1	.833	29	18
AWAY	5	2	3	.400	10	11
TOTALS	11	7	4	.636	39	29

TEAM	GP	W	L	PCT	GF	GA
DALLAS/MINNESOTA	SERIES RECORD: 2-0					
HOME	6	4	2	.667	26	15
AWAY	5	4	1	.800	15	11
TOTALS	11	8	3	.727	41	26

TEAM	GP	W	L	PCT	GF	GA
DETROIT RED WINGS	SERIES RECORD: 0-1					
HOME	2	0	2	.000	4	8
AWAY	2	0	2	.000	2	8
TOTALS	4	0	4	.000	6	16

TEAM	GP	W	L	PCT	GF	GA
EDMONTON OILERS	SERIES RECORD: 1-2					
HOME	7	5	2	.714	23	17
AWAY	8	2	6	.250	21	32
TOTALS	15	7	8	.467	44	49

TEAM	GP	W	L	PCT	GF	GA
FLORIDA PANTHERS	SERIES RECORD: 0-1					
HOME	3	1	2	.333	4	6
AWAY	3	1	2	.333	7	9
TOTALS	6	2	4	.333	11	15

TEAM	GP	W	L	PCT	GF	GA
MONTREAL CANADIENS	SERIES RECORD: 4-3					
HOME	18	7	11	.389	43	56
AWAY	19	12	7	.632	57	50
TOTALS	37	19	18	.514	100	106

TEAM	GP	W	L	PCT	GF	GA
NEW JERSEY/COLORADO	SERIES RECORD: 3-3					
HOME	16	8	8	.500	37	45
AWAY	14	8	6	.571	38	32
TOTALS	30	16	14	.533	75	77

TEAM	GP	W	L	PCT	GF	GA
NEW YORK ISLANDERS	SERIES RECORD: 3-2					
HOME	18	12	6	.667	59	43
AWAY	14	5	9	.357	40	50
TOTALS	32	17	15	.531	99	93

TEAM	GP	W	L	PCT	GF	GA
NEW YORK RANGERS	SERIES RECORD: 6-5					
HOME	30	19	11	.633	100	92
AWAY	24	11	13	.458	73	80
TOTALS	54	30	24	.556	173	172

TEAM	GP	W	L	PCT	GF	GA
OTTAWA SENATORS	SERIES RECORD: 0-2					
HOME	6	2	4	.333	6	13
AWAY	5	1	4	.200	6	15
TOTALS	11	3	8	.273	12	28

TEAM	GP	W	L	PCT	GF	GA
PITTSBURGH PENGUINS	SERIES RECORD: 4-3					
HOME	20	10	10	.500	71	72
AWAY	21	11	10	.524	65	71
TOTALS	41	21	20	.512	136	143

TEAM	GP	W	L	PCT	GF	GA
ST. LOUIS BLUES	SERIES RECORD: 0-2					
HOME	6	2	4	.333	12	15
AWAY	5	1	4	.200	8	19
TOTALS	11	3	8	.273	20	34

TEAM	GP	W	L	PCT	GF	GA
TAMPA BAY LIGHTNING	SERIES RECORD: 1-1					
HOME	6	4	2	.667	21	16
AWAY	8	4	4	.500	28	19
TOTALS	14	8	6	.571	49	35

TEAM	GP	W	L	PCT	GF	GA
TORONTO MAPLE LEAFS	SERIES RECORD: 5-1					
HOME	19	14	5	.737	70	33
AWAY	17	8	9	.471	49	52
TOTALS	36	22	14	.611	119	85

TEAM	GP	W	L	PCT	GF	GA
VANCOUVER CANUCKS	SERIES RECORD: 1-0					
HOME	2	1	1	.500	9	5
AWAY	1	1	0	1.000	6	4
TOTALS	3	2	1	.667	15	9

TEAM	GP	W	L	PCT	GF	GA
WASHINGTON CAPITALS	SERIES RECORD: 2-3					
HOME	4	8	6	.571	42	47
AWAY	16	6	10	.375	45	53
TOTALS	30	14	16	.467	87	100



PLAYOFF HISTORY VS. NHL TEAMS

TEAM	YEAR	SERIES	WINNER	W	L	GF	GA
Boston	1974	Stanley Cup Final	Flyers	4	2	15	13
	1976	Semifinals	Flyers	4	1	19	12
	1977	Semifinals	Bruins	0	4	8	14
	1978	Semifinals	Bruins	1	4	15	21
	2010	Conf. Semifinals	Flyers	4	3	22	20
	2011	Conf. Semifinals	Bruins	0	4	7	20
Buffalo	2020	Round Robin	Flyers	1	0	4	1
	1975	Stanley Cup Final	Flyers	4	2	19	12
	1978	Quarterfinals	Flyers	4	1	16	11
	1995	Conf. Quarterfinals	Flyers	4	1	18	13
	1997	Conf. Semifinals	Flyers	4	1	21	13
	1998	Conf. Quarterfinals	Sabres	1	4	9	18
	2000	Conf. Quarterfinals	Flyers	4	1	14	8
	2001	Conf. Quarterfinals	Sabres	2	4	13	21
	2006	Conf. Quarterfinals	Sabres	2	4	14	27
Calgary	2011	Conf. Quarterfinals	Flyers	4	3	22	18
	1974	Quarterfinals	Flyers	4	0	17	6
	1981	Quarterfinals	Flames	3	4	26	22
Chicago	1971	Quarterfinals	Blackhawks	0	4	8	20
	2010	Stanley Cup Final	Blackhawks	2	4	22	25
Colorado	1981	Prelimin. Round	Flyers	3	2	22	17
	1985	Conf. Finals	Flyers	4	2	17	12
Dallas/Minnesota	1973	Quarterfinals	Flyers	4	2	14	12
	1980	Semifinals	Flyers	4	1	27	14
Detroit	1997	Finals	Red Wings	0	4	6	16
Edmonton	1980	Prelimin. Round	Flyers	3	0	12	6
	1985	Stanley Cup Final	Oilers	1	4	14	21
	1987	Stanley Cup Final	Oilers	3	4	18	22
Florida	1996	Conf. Semifinals	Panthers	2	4	11	15
Montreal	1973	Semifinals	Canadiens	1	4	13	19
	1976	Stanley Cup Final	Canadiens	0	4	9	14
	1987	Conf. Finals	Flyers	4	2	22	22
	1989	Conf. Finals	Canadiens	2	4	8	17
	2008	Conf. Semifinals	Flyers	4	1	20	14
	2010	Conf. Finals	Flyers	4	1	17	7
	2020	Conf. Quarterfinals	Flyers	4	2	11	13
New Jersey	1978	Prelimin. Round	Flyers	2	0	6	3
	1995	Conf. Finals	Devils	2	4	14	20
	2000	Conf. Finals	Devils	3	4	15	18
	2004	Conf. Quarterfinals	Flyers	4	1	14	9
	2010	Conf. Quarterfinals	Flyers	4	1	15	9
	2012	Conf. Semifinals	Devils	1	4	11	18
NY Islanders	1975	Semifinals	Flyers	4	3	19	16
	1980	Stanley Cup Final	Islanders	2	4	25	26
	1985	Division Finals	Flyers	4	1	16	11
	1987	Division Finals	Flyers	4	3	23	16
	2020	Conf. Semifinals	Islanders	3	4	16	24
NY Rangers	1974	Semifinals	Flyers	4	3	22	17
	1979	Quarterfinals	Rangers	1	4	8	28
	1980	Quarterfinals	Flyers	4	1	14	7
	1982	Division Semifinals	Rangers	1	3	15	19

PLAYOFF HISTORY VS. NHL TEAMS

TEAM	YEAR	SERIES	WINNER	W	L	GF	GA
	1983	Division Semifinals	Rangers	0	3	9	18
	1985	Division Semifinals	Flyers	3	0	14	10
	1986	Division Semifinals	Rangers	2	3	15	18
	1987	Division Semifinals	Flyers	4	2	22	13
	1995	Conf. Semifinals	Flyers	4	0	18	10
	1997	Conf. Finals	Flyers	4	1	20	13
	2014	Quarterfinals	Rangers	3	4	16	19
Ottawa	2002	Conf. Quarterfinals	Senators	1	4	2	11
	2003	Conf. Semifinals	Senators	2	4	10	17
Pittsburgh	1989	Division Finals	Flyers	4	3	31	24
	1997	Conf. Quarterfinals	Flyers	4	1	20	13
	2000	Conf. Semifinals	Flyers	4	2	15	14
	2008	Conf. Finals	Penguins	1	4	9	20
	2009	Conf. Quarterfinals	Penguins	2	4	16	18
	2012	Conf. Quarterfinals	Flyers	4	2	30	26
	2018	Conf. Quarterfinals	Penguins	2	4	15	28
St. Louis	1968	Quarterfinals	Blues	3	4	17	17
	1969	Quarterfinals	Blues	0	4	3	17
Tampa Bay	1996	Conf. Quarterfinals	Flyers	4	2	26	13
	2004	Conf. Finals	Lightning	3	4	19	21
	2020	Round Robin	Flyers	1	0	4	1
Toronto	1975	Quarterfinals	Flyers	4	0	15	6
	1976	Quarterfinals	Flyers	4	3	33	23
	1977	Quarterfinals	Flyers	4	2	19	18
	1999	Conf. Quarterfinals	Maple Leafs	2	4	11	9
	2003	Conf. Quarterfinals	Flyers	4	3	24	16
	2004	Conf. Semifinals	Flyers	4	2	17	13
Vancouver	1979	Prelimin. Round	Flyers	2	1	15	9
Washington	1984	Division Semifinals	Capitals	0	3	5	15
	1988	Division Semifinals	Capitals	3	4	25	31
	1989	Division Semifinals	Flyers	4	2	25	19
	2008	Conf. Quarterfinals	Flyers	4	3	23	20
	2016	Conf. Quarterfinals	Capitals	2	4	6	14
	2020	Round Robin	Flyers	1	0	3	1

*2020 Round Robin games vs. Boston, Tampa Bay & Washington included here for reference. The three games do not affect the all-time series record against those teams.



TEAM-BY-TEAM SERIES HISTORY

TEAM	SERIES	W	L	GP	W	L	GF	GA	LAST	RND	RESULT
Boston^	6	3	3	32	14	18	90	101	2011	CSF	L4-0
Buffalo	9	6	3	50	29	21	146	141	2011	COF	W4-3
Calgary*	2	1	1	11	7	4	43	28	1981	QF	L3-4
Chicago	2	0	2	10	2	8	30	45	2010	F	L2-4
Colorado	2	2	0	11	7	4	39	29	1985	CF	W4-2
Dallas**	2	2	0	11	8	3	41	26	1980	SF	W4-1
Detroit	1	0	1	4	0	4	6	16	1997	F	L0-4
Edmonton	3	1	2	15	7	8	44	49	1987	F	L3-4
Florida	1	0	1	6	2	4	11	15	1996	CSF	L2-4
Montreal	7	4	3	37	19	18	100	106	2020	COF	W4-2
New Jersey***	6	3	3	30	16	14	75	77	2012	CSF	L1-4
NY Islanders	5	3	2	32	17	15	99	93	2020	CSF	L3-4
NY Rangers	11	6	5	54	30	24	173	172	2014	QF	L3-4
Ottawa	2	0	2	11	3	8	12	28	2003	CSF	L2-4
Pittsburgh	7	4	3	41	21	20	136	143	2018	COF	L2-4
St. Louis	2	0	2	11	3	8	20	34	1969	QF	L0-4
Tampa Bay^	2	1	1	14	8	6	49	35	2004	CF	L3-4
Toronto	6	5	1	36	22	14	119	85	2004	CSF	W4-2
Vancouver^	1	1	0	3	2	1	15	9	1979	PR	W2-1
Washington	5	2	3	30	14	16	87	100	2016	COF	L2-4

*INCLUDES SERIES VS. ATLANTA FLAMES | **INCLUDES SERIES VS. MINNESOTA NORTH STARS

***INCLUDES SERIES VS. COLORADO ROCKIES

^ GAME TOTALS INCLUDE 2020 ROUND-ROBIN GAMES, SERIES TOTALS DO NOT

PR - INDICATES PRELIMINARY ROUND

FR - INDICATES FIRST ROUND

DSF - INDICATES DIVISION SEMIFINAL

DF - INDICATES DIVISION FINAL

COF - INDICATES CONFERENCE QUARTERFINAL

CSF - INDICATES CONFERENCE SEMIFINAL

QF - INDICATES QUARTERFINAL

SF - INDICATES SEMIFINAL

CF - INDICATES CONFERENCE FINAL

F - INDICATES FINAL

PLAYOFF OVERTIME RECORD BY OPPONENT

TEAM	HOME			ROAD			OVERALL		
	GP	W	L	GP	W	L	GP	W	L
Boston	5	2	3	3	1	2	8	3	5
Buffalo	5	1	4	5	1	4	10	2	8
Calgary/ Atlanta	0	0	0	1	1	0	1	1	0
Chicago	2	1	1	0	0	0	2	1	1
Colorado/ Quebec	0	0	0	2	0	2	2	0	2
Dallas/ Minnesota	1	1	0	0	0	0	1	1	0
Edmonton	1	1	0	2	1	1	3	2	1
Florida	1	0	1	1	0	1	2	0	2
Montreal	1	1	0	4	2	2	5	3	2
New Jersey/ Colorado	3	3	0	2	1	1	5	4	1
NY Islanders	4	3	1	3	1	2	7	4	3
NY Rangers	4	4	0	1	0	1	5	4	1
Ottawa	3	1	2	0	0	0	3	1	2
Pittsburgh	1	0	1	4	3	1	5	3	2
St. Louis	0	0	0	2	1	1	2	1	1
Tampa Bay	2	1	1	1	0	1	3	1	2
Toronto	0	0	0	8	5	3	8	5	3
Washington	3	2	1	2	1	1	5	3	2
TOTALS	36	21	15	41	18	23	77	39	38

STANLEY CUP PLAYOFF RESULTS

1968

QUARTERFINALS (3-4)

4/4 St. Louis	1 at FLYERS	0	L
4/6 St. Louis	3 at FLYERS	4	W
4/10 FLYERS	2 at St. Louis	3-OT	L
4/11 FLYERS	2 at St. Louis	5	L
4/13 St. Louis	1 at FLYERS	6	W
4/16 FLYERS	2 at St. Louis	2-OT	W
4/18 St. Louis	3 at FLYERS	1	L

1969

QUARTERFINALS (0-4)

4/2 FLYERS	2 at St. Louis	5	L
4/3 FLYERS	0 at St. Louis	5	L
4/5 St. Louis	3 at FLYERS	0	L
4/6 St. Louis	4 at FLYERS	1	L

1970 MISSED PLAYOFFS

1971

QUARTERFINALS (0-4)

4/7 FLYERS	2 at Chicago	5	L
4/8 FLYERS	2 at Chicago	6	L
4/10 Chicago	3 at FLYERS	2	L
4/11 Chicago	6 at FLYERS	2	L

1972 MISSED PLAYOFFS

1973

QUARTERFINALS (4-2)

4/4 Minnesota	3 at FLYERS	0	L
4/5 Minnesota	1 at FLYERS	4	W
4/7 FLYERS	0 at Minnesota	5	L
4/8 FLYERS	3 at Minnesota	0	W
4/10 Minnesota	2 at FLYERS	3-OT	W
4/12 FLYERS	4 at Minnesota	1	W

SEMIFINALS (1-4)

4/14 FLYERS	5 at Montreal	4-OT	W
4/16 FLYERS	3 at Montreal	4-OT	L
4/19 Montreal	2 at FLYERS	1	L
4/22 Montreal	4 at FLYERS	1	L
4/24 FLYERS	3 at Montreal	5	L

1974

QUARTERFINALS (4-0)

4/9 Atlanta	1 at FLYERS	4	W
4/11 Atlanta	1 at FLYERS	5	W
4/12 FLYERS	4 at Atlanta	1	W
4/14 FLYERS	4 at Atlanta	3-OT	W

SEMIFINALS (4-3)

4/20 NY Rangers	0 at FLYERS	4	W
4/23 NY Rangers	2 at FLYERS	5	W
4/25 FLYERS	3 at NY Rangers	5	L
4/28 FLYERS	1 at NY Rangers	2-OT	L
4/30 NY Rangers	1 at FLYERS	4	W
5/2 FLYERS	1 at NY Rangers	4	L
5/5 NY Rangers	3 at FLYERS	4	W

STANLEY CUP FINAL (4-2)

5/7 FLYERS	2 at Boston	3	L
5/9 FLYERS	3 at Boston	2-OT	W
5/12 Boston	1 at FLYERS	4	W
5/14 Boston	2 at FLYERS	4	W
5/16 FLYERS	1 at Boston	5	L
5/19 Boston	0 at FLYERS	1	W

****FLYERS WIN STANLEY CUP****

1975

QUARTERFINALS (4-0)

4/13 Toronto	3 at FLYERS	6	W
4/15 Toronto	0 at FLYERS	3	W

4/17 FLYERS	2 at Toronto	0	W
4/19 FLYERS	4 at Toronto	3-OT	W

SEMIFINALS (4-3)

4/29 NY Islanders	0 at FLYERS	4	W
5/1 NY Islanders	4 at FLYERS	5-OT	W
5/4 FLYERS	1 at NY Islanders	0	W
5/7 FLYERS	3 at NY Islanders	4-OT	L
5/8 NY Islanders	5 at FLYERS	1	L
5/11 FLYERS	1 at NY Islanders	2	L
5/13 NY Islanders	1 at FLYERS	4	W

STANLEY CUP FINAL (4-2)

5/15 Buffalo	1 at FLYERS	4	W
5/18 Buffalo	1 at FLYERS	2	W
5/20 FLYERS	4 at Buffalo	5-OT	L
5/22 FLYERS	2 at Buffalo	4	L
5/25 Buffalo	1 at FLYERS	5	W
5/27 FLYERS	2 at Buffalo	0	W

****FLYERS WIN STANLEY CUP****

1976

QUARTERFINALS (4-3)

4/12 Toronto	1 at FLYERS	4	W
4/13 Toronto	1 at FLYERS	3	W
4/15 FLYERS	4 at Toronto	5	L
4/17 FLYERS	3 at Toronto	4	L
4/20 Toronto	1 at FLYERS	7	W
4/22 FLYERS	5 at Toronto	8	L
4/25 Toronto	3 at FLYERS	7	W

SEMIFINALS (4-1)

4/27 Boston	4 at FLYERS	2	L
4/29 Boston	1 at FLYERS	2-OT	W
5/2 FLYERS	5 at Boston	2	W
5/4 FLYERS	4 at Boston	2	W
5/6 Boston	3 at FLYERS	6	W

STANLEY CUP FINAL (0-4)

5/9 FLYERS	3 at Montreal	4	L
5/11 FLYERS	1 at Montreal	2	L
5/13 Montreal	3 at FLYERS	2	L
5/16 Montreal	5 at FLYERS	3	L

1977

QUARTERFINALS (4-2)

4/11 Toronto	3 at FLYERS	2	L
4/13 Toronto	4 at FLYERS	1	L
4/15 FLYERS	4 at Toronto	3-OT	W
4/17 FLYERS	6 at Toronto	5-OT	W
4/19 Toronto	0 at FLYERS	2	W
4/21 FLYERS	4 at Toronto	3	W

SEMIFINALS (0-4)

4/24 Boston	4 at FLYERS	3-OT	L
4/26 Boston	5 at FLYERS	4-OT	L
4/28 FLYERS	1 at Boston	2	L
5/1 FLYERS	0 at Boston	3	L

1978

PRELIMINARY ROUND (2-0)

4/11 Colorado	2 at FLYERS	3-OT	W
4/13 FLYERS	3 at Colorado	1	W

QUARTERFINALS (4-1)

4/17 Buffalo	1 at FLYERS	4	W
4/19 Buffalo	2 at FLYERS	3	W
4/22 FLYERS	1 at Buffalo	4	L
4/23 FLYERS	4 at Buffalo	2	W
4/25 Buffalo	2 at FLYERS	4	W

SEMIFINALS (1-4)

5/2 FLYERS	2 at Boston	3-OT	L
5/4 FLYERS	5 at Boston	7	L
5/7 Boston	1 at FLYERS	3	W
5/9 Boston	4 at FLYERS	2	L
5/11 FLYERS	3 at Boston	6	L



STANLEY CUP PLAYOFF RESULTS

1979

PRELIMINARY ROUND (2-1)

4/10 Vancouver	3	at FLYERS	2	L
4/12 FLYERS	6	at Vancouver	4	W
4/14 Vancouver	2	at FLYERS	7	W

QUARTERFINALS (1-4)

4/16 NY Rangers	2	at FLYERS	3-OT	W
4/18 NY Rangers	7	at FLYERS	1	L
4/20 FLYERS	1	at NY Rangers	5	L
4/22 FLYERS	0	at NY Rangers	6	L
4/24 NY Rangers	8	at FLYERS	3	L

1980

PRELIMINARY ROUND (3-0)

4/8 Edmonton	3	at FLYERS	4-OT	W
4/9 Edmonton	1	at FLYERS	5	W
4/11 FLYERS	3	at Edmonton	2-OT	W

QUARTERFINALS (4-1)

4/16 NY Rangers	1	at FLYERS	2	W
4/17 NY Rangers	1	at FLYERS	4	W
4/19 FLYERS	3	at NY Rangers	0	W
4/20 FLYERS	2	at NY Rangers	4	L
4/22 NY Rangers	1	at FLYERS	3	W

SEMIFINALS (4-1)

4/29 Minnesota	6	at FLYERS	5	L
5/1 Minnesota	0	at FLYERS	7	W
5/4 FLYERS	5	at Minnesota	3	W
5/6 FLYERS	3	at Minnesota	2	W
5/8 Minnesota	3	at FLYERS	7	W

STANLEY CUP FINAL (2-4)

5/13 NY Islanders	4	at FLYERS	3-OT	L
5/15 NY Islanders	3	at FLYERS	8	W
5/17 FLYERS	2	at NY Islanders	6	L
5/19 FLYERS	2	at NY Islanders	5	L
5/22 NY Islanders	3	at FLYERS	6	W
5/24 FLYERS	4	at NY Islanders	5-OT	L

1981

PRELIMINARY ROUND (3-2)

4/8 Quebec	4	at FLYERS	6	W
4/9 Quebec	5	at FLYERS	8	W
4/11 FLYERS	0	at Quebec	2	L
4/12 FLYERS	3	at Quebec	4-OT	L
4/14 Quebec	2	at FLYERS	5	W

QUARTERFINALS (3-4)

4/16 Calgary	0	at FLYERS	4	W
4/17 Calgary	5	at FLYERS	4	L
4/19 FLYERS	1	at Calgary	2	L
4/20 FLYERS	4	at Calgary	5	L
4/22 Calgary	4	at FLYERS	9	W
4/24 FLYERS	3	at Calgary	2	W
4/26 Calgary	4	at FLYERS	1	L

1982

PATRICK DIVISION SEMIFINALS (1-3)

4/7 FLYERS	4	at NY Rangers	1	W
4/8 FLYERS	3	at NY Rangers	7	L
4/10 NY Rangers	4	at FLYERS	3	L
4/11 NY Rangers	7	at FLYERS	5	L

1983

PATRICK DIVISION SEMIFINALS (0-3)

4/5 NY Rangers	5	at FLYERS	3	L
4/7 NY Rangers	4	at FLYERS	3	L
4/9 FLYERS	3	at NY Rangers	9	L

1984

PATRICK DIVISION SEMIFINALS (0-3)

4/4 FLYERS	2	at Washington	4	L
4/5 FLYERS	2	at Washington	6	L
4/7 Washington	5	at FLYERS	1	L

1985

PATRICK DIVISION SEMIFINALS (3-0)

4/10 NY Rangers	4	at FLYERS	5-OT	W
4/11 NY Rangers	1	at FLYERS	3	W
4/13 FLYERS	6	at NY Rangers	5	W

PATRICK DIVISION FINALS (4-1)

4/18 NY Islanders	0	at FLYERS	3	W
4/21 NY Islanders	2	at FLYERS	5	W
4/23 FLYERS	5	at NY Islanders	3	W
4/25 FLYERS	2	at NY Islanders	6	L
4/28 NY Islanders	0	at FLYERS	1	W

WALES CONFERENCE FINALS (4-2)

5/5 FLYERS	1	at Quebec	2-OT	L
5/7 FLYERS	4	at Quebec	2	W
5/9 Quebec	2	at FLYERS	4	W
5/12 Quebec	5	at FLYERS	3	L
5/14 FLYERS	2	at Quebec	1	W
5/16 Quebec	0	at FLYERS	3	W

STANLEY CUP FINAL (1-4)

5/21 Edmonton	1	at FLYERS	4	W
5/23 Edmonton	3	at FLYERS	1	L
5/25 FLYERS	3	at Edmonton	4	L
5/28 FLYERS	3	at Edmonton	5	L
5/30 FLYERS	3	at Edmonton	8	L

1986

PATRICK DIVISION SEMIFINALS (2-3)

4/9 NY Rangers	6	at FLYERS	2	L
4/10 NY Rangers	1	at FLYERS	2	W
4/12 FLYERS	2	at NY Rangers	5	L
4/14 FLYERS	7	at NY Rangers	1	W
4/15 NY Rangers	5	at FLYERS	2	L

1987

PATRICK DIVISION SEMIFINALS (4-2)

4/8 NY Rangers	3	at FLYERS	0	L
4/9 NY Rangers	3	at FLYERS	8	W
4/11 FLYERS	3	at NY Rangers	0	W
4/12 FLYERS	3	at NY Rangers	6	L
4/14 NY Rangers	1	at FLYERS	3	W
4/16 FLYERS	5	at NY Rangers	0	W

PATRICK DIVISION FINALS (4-3)

4/20 NY Islanders	2	at FLYERS	4	W
4/22 NY Islanders	2	at FLYERS	1	L
4/24 FLYERS	4	at NY Islanders	1	W
4/26 FLYERS	6	at NY Islanders	4	W
4/28 NY Islanders	2	at FLYERS	1	L
4/30 FLYERS	2	at NY Islanders	4	L
5/2 NY Islanders	1	at FLYERS	5	W

WALES CONFERENCE FINALS (4-2)

5/4 Montreal	3	at FLYERS	4-OT	W
5/6 Montreal	5	at FLYERS	2	L
5/8 FLYERS	4	at Montreal	3	W
5/10 FLYERS	6	at Montreal	3	W
5/12 Montreal	5	at FLYERS	2	L
5/14 FLYERS	4	at Montreal	3	W

STANLEY CUP FINAL (3-4)

5/17 FLYERS	2	at Edmonton	4	L
5/20 FLYERS	2	at Edmonton	3-OT	L
5/22 Edmonton	3	at FLYERS	5	W
5/24 Edmonton	4	at FLYERS	1	L
5/26 FLYERS	4	at Edmonton	3	W
5/28 Edmonton	2	at FLYERS	3	W
5/31 FLYERS	1	at Edmonton	3	L

1988

PATRICK DIVISION SEMIFINALS (3-4)

4/6 FLYERS	4	at Washington	2	W
4/7 FLYERS	4	at Washington	5	L

STANLEY CUP PLAYOFF RESULTS

4/9	Washington	3	at	FLYERS	4	W
4/10	Washington	4	at	FLYERS	5-OT	W
4/12	FLYERS	2	at	Washington	5	L
4/14	Washington	7	at	FLYERS	2	L
4/16	FLYERS	4	at	Washington	5-OT	L

1989

PATRICK DIVISION SEMIFINALS (4-2)

4/5	FLYERS	2	at	Washington	3	L
4/6	FLYERS	3	at	Washington	2	W
4/8	Washington	4	at	FLYERS	3-OT	L
4/9	Washington	2	at	FLYERS	5	W
4/11	FLYERS	8	at	Washington	5	W
4/13	Washington	3	at	FLYERS	4	W

PATRICK DIVISION FINALS (4-3)

4/17	FLYERS	3	at	Pittsburgh	4	L
4/19	FLYERS	4	at	Pittsburgh	2	W
4/21	Pittsburgh	4	at	FLYERS	3-OT	L
4/23	Pittsburgh	1	at	FLYERS	4	W
4/25	FLYERS	7	at	Pittsburgh	10	L
4/27	Pittsburgh	2	at	FLYERS	6	W
4/29	FLYERS	4	at	Pittsburgh	1	W

WALES CONFERENCE FINALS (2-4)

5/1	FLYERS	3	at	Montreal	1	W
5/3	FLYERS	0	at	Montreal	3	L
5/5	Montreal	5	at	FLYERS	1	L
5/7	Montreal	3	at	FLYERS	0	L
5/9	FLYERS	2	at	Montreal	1-OT	W
5/11	Montreal	4	at	FLYERS	2	L

1990 MISSED PLAYOFFS

1991 MISSED PLAYOFFS

1992 MISSED PLAYOFFS

1993 MISSED PLAYOFFS

1994 MISSED PLAYOFFS

1995

EASTERN CONFERENCE

QUARTERFINALS (4-1)

5/7	Buffalo	3	at	FLYERS	4-OT	W
5/8	Buffalo	1	at	FLYERS	3	W
5/10	FLYERS	1	at	Buffalo	3	L
5/12	FLYERS	4	at	Buffalo	2	W
5/14	Buffalo	4	at	FLYERS	6	W

EASTERN CONFERENCE

SEMIFINALS (4-0)

5/21	NY Rangers	4	at	FLYERS	5-OT	W
5/22	NY Rangers	3	at	FLYERS	4-OT	W
5/24	FLYERS	5	at	NY Rangers	2	W
5/26	FLYERS	4	at	NY Rangers	1	W

EASTERN CONFERENCE FINALS (2-4)

6/3	New Jersey	4	at	FLYERS	1	L
6/5	New Jersey	5	at	FLYERS	2	L
6/7	FLYERS	3	at	New Jersey	2-OT	W
6/10	FLYERS	4	at	New Jersey	2	W
6/11	New Jersey	3	at	FLYERS	2	L
6/13	FLYERS	2	at	New Jersey	4	L

1996

EASTERN CONFERENCE

QUARTERFINALS (4-2)

4/16	Tampa Bay	3	at	FLYERS	7	W
4/18	Tampa Bay	2	at	FLYERS	1-OT	L
4/21	FLYERS	4	at	Tampa Bay	5-OT	L
4/23	FLYERS	4	at	Tampa Bay	1	W
4/25	Tampa Bay	1	at	FLYERS	4	W
4/27	FLYERS	6	at	Tampa Bay	1	W

EASTERN CONFERENCE

SEMIFINALS (2-4)

5/2	Florida	2	at	FLYERS	0	L
5/4	Florida	2	at	FLYERS	3	W
5/7	FLYERS	3	at	Florida	1	W
5/9	FLYERS	3	at	Florida	4-OT	L
5/12	Florida	2	at	FLYERS	1-OT	L
5/14	FLYERS	1	at	Florida	4	L

1997

EASTERN CONFERENCE

QUARTERFINALS (4-1)

4/17	Pittsburgh	1	at	FLYERS	5	W
4/19	Pittsburgh	2	at	FLYERS	3	W
4/21	FLYERS	5	at	Pittsburgh	3	W
4/23	FLYERS	1	at	Pittsburgh	4	L
4/26	Pittsburgh	3	at	FLYERS	6	W

EASTERN CONFERENCE

SEMIFINALS (4-1)

5/3	FLYERS	5	at	Buffalo	3	W
5/5	FLYERS	2	at	Buffalo	1	W
5/7	Buffalo	1	at	FLYERS	4	W
5/9	Buffalo	5	at	FLYERS	4-OT	L
5/11	FLYERS	6	at	Buffalo	3	W

EASTERN CONFERENCE FINALS (4-1)

5/16	NY Rangers	1	at	FLYERS	3	W
5/18	NY Rangers	5	at	FLYERS	4	L
5/20	FLYERS	6	at	NY Rangers	3	W
5/23	FLYERS	3	at	NY Rangers	2	W
5/25	NY Rangers	2	at	FLYERS	4	W

STANLEY CUP FINAL (0-4)

5/31	Detroit	4	at	FLYERS	2	L
6/3	Detroit	4	at	FLYERS	2	L
6/5	FLYERS	1	at	Detroit	6	L
6/7	FLYERS	1	at	Detroit	2	L

1998

EASTERN CONFERENCE

QUARTERFINALS (1-4)

4/22	Buffalo	3	at	FLYERS	2	L
4/24	Buffalo	2	at	FLYERS	3	W
4/27	FLYERS	1	at	Buffalo	6	L
4/29	FLYERS	1	at	Buffalo	4	L
5/1	Buffalo	3	at	FLYERS	2-OT	L

1999

EASTERN CONFERENCE

QUARTERFINALS (2-4)

4/22	FLYERS	3	at	Toronto	0	W
4/24	FLYERS	1	at	Toronto	2	L
4/26	Toronto	2	at	FLYERS	1	L
4/28	Toronto	2	at	FLYERS	5	W
4/30	FLYERS	1	at	Toronto	2-OT	L
5/2	Toronto	1	at	FLYERS	0	L

2000

EASTERN CONFERENCE

QUARTERFINALS (4-1)

4/13	Buffalo	2	at	FLYERS	3	W
4/14	Buffalo	1	at	FLYERS	2	W
4/16	FLYERS	2	at	Buffalo	0	W
4/18	FLYERS	2	at	Buffalo	3-OT	L
4/20	Buffalo	2	at	FLYERS	5	W

EASTERN CONFERENCE

EMIFINALS (4-2)

4/27	Pittsburgh	2	at	FLYERS	0	L
------	------------	---	----	--------	---	---



STANLEY CUP PLAYOFF RESULTS

4/29	Pittsburgh	4	at	FLYERS	1	L
5/2	FLYERS	4	at	Pittsburgh	3-OT	W
5/4	FLYERS	2	at	Pittsburgh	1-5OT	W
5/7	Pittsburgh	3	at	FLYERS	6	W
5/9	FLYERS	2	at	Pittsburgh	1	W

EASTERN CONFERENCE FINALS (3-4)

5/14	New Jersey	4	at	FLYERS	1	L
5/16	New Jersey	3	at	FLYERS	4	W
5/18	FLYERS	4	at	New Jersey	2	W
5/20	FLYERS	3	at	New Jersey	1	W
5/22	New Jersey	4	at	FLYERS	1	L
5/24	FLYERS	1	at	New Jersey	2	L
5/26	New Jersey	2	at	FLYERS	1	L

2001

EASTERN CONFERENCE

QUARTERFINALS (2-4)

4/11	Buffalo	2	at	FLYERS	1	L
4/14	Buffalo	4	at	FLYERS	3-OT	L
4/16	FLYERS	3	at	Buffalo	2	W
4/17	FLYERS	3	at	Buffalo	4-OT	L
4/19	Buffalo	1	at	FLYERS	3	W
4/21	FLYERS	0	at	Buffalo	8	L

2002

EASTERN CONFERENCE

QUARTERFINALS (1-4)

4/17	Ottawa	0	at	FLYERS	1-OT	W
4/20	Ottawa	3	at	FLYERS	0	L
4/22	FLYERS	0	at	Ottawa	3	L
4/24	FLYERS	0	at	Ottawa	3	L
4/26	Ottawa	2	at	FLYERS	1-OT	L

2003

EASTERN CONFERENCE

QUARTERFINALS (4-3)

4/9	Toronto	5	at	FLYERS	3	L
4/11	Toronto	1	at	FLYERS	4	W
4/14	FLYERS	3	at	Toronto	4-2OT	L
4/16	FLYERS	3	at	Toronto	2-3OT	W
4/19	Toronto	1	at	FLYERS	4	W
4/21	FLYERS	1	at	Toronto	2-2OT	L
4/22	Toronto	1	at	FLYERS	6	W

EASTERN CONFERENCE

SEMIFINALS (2-4)

4/25	FLYERS	2	at	Ottawa	4	L
4/27	FLYERS	2	at	Ottawa	0	W
4/29	Ottawa	3	at	FLYERS	2-OT	L
5/1	Ottawa	0	at	FLYERS	1	W
5/3	FLYERS	2	at	Ottawa	5	L
5/5	Ottawa	5	at	FLYERS	1	L

2004

EASTERN CONFERENCE

QUARTERFINALS (4-1)

4/8	New Jersey	2	at	FLYERS	3	W
4/10	New Jersey	2	at	FLYERS	3	W
4/12	FLYERS	2	at	New Jersey	4	L
4/14	FLYERS	3	at	New Jersey	0	W
4/17	New Jersey	1	at	FLYERS	3	W

EASTERN CONFERENCE

SEMIFINALS (4-2)

4/22	Toronto	1	at	FLYERS	3	W
4/25	Toronto	1	at	FLYERS	2	W
4/28	FLYERS	1	at	Toronto	4	L
4/30	FLYERS	1	at	Toronto	3	L
5/2	Toronto	2	at	FLYERS	7	W
5/4	FLYERS	3	at	Toronto	2-OT	W

EASTERN CONFERENCE FINALS (3-4)

5/8	FLYERS	1	at	Tampa Bay	3	L
5/10	FLYERS	6	at	Tampa Bay	2	W
5/13	Tampa Bay	4	at	FLYERS	1	L
5/15	Tampa Bay	2	at	FLYERS	3	W
5/18	FLYERS	2	at	Tampa Bay	4	L
5/20	Tampa Bay	4	at	FLYERS	5-OT	W
5/22	FLYERS	1	at	Tampa Bay	2	L

2006

EASTERN CONFERENCE

QUARTERFINALS (2-4)

4/22	FLYERS	2	at	Buffalo	3-2OT	L
4/24	FLYERS	2	at	Buffalo	8	L
4/26	Buffalo	2	at	FLYERS	4	W
4/28	Buffalo	4	at	FLYERS	5	W
4/30	FLYERS	0	at	Buffalo	3	L
5/2	Buffalo	7	at	FLYERS	1	L

2007 MISSED PLAYOFFS

2008

EASTERN CONFERENCE

QUARTERFINALS (4-3)

4/11	FLYERS	4	at	Washington	5	L
4/13	FLYERS	2	at	Washington	0	W
4/15	Washington	3	at	FLYERS	6	W
4/17	Washington	3	at	FLYERS	4-2OT	W
4/19	FLYERS	2	at	Washington	3	L
4/21	Washington	4	at	FLYERS	2	L
4/22	FLYERS	3	at	Washington	2-OT	W

EASTERN CONFERENCE

SEMIFINALS (4-1)

4/24	FLYERS	3	at	Montreal	4-OT	L
4/26	FLYERS	4	at	Montreal	2	W
4/28	Montreal	2	at	FLYERS	3	W
4/30	Montreal	2	at	FLYERS	4	W
5/3	FLYERS	6	at	Montreal	4	W

EASTERN CONFERENCE FINALS (1-4)

5/9	FLYERS	2	at	Pittsburgh	4	L
5/11	FLYERS	2	at	Pittsburgh	4	L
5/13	Pittsburgh	4	at	FLYERS	1	L
5/15	Pittsburgh	2	at	FLYERS	4	W
5/18	FLYERS	0	at	Pittsburgh	6	L

2009

EASTERN CONFERENCE

QUARTERFINALS (2-4)

4/15	FLYERS	1	at	Pittsburgh	4	L
4/17	FLYERS	2	at	Pittsburgh	3-OT	L
4/19	Pittsburgh	3	at	FLYERS	6	W
4/21	Pittsburgh	3	at	FLYERS	1	L
4/23	FLYERS	3	at	Pittsburgh	0	W
4/25	Pittsburgh	5	at	FLYERS	3	L

2010

EASTERN CONFERENCE

QUARTERFINALS (4-1)

4/14	FLYERS	2	at	New Jersey	1	W
4/16	FLYERS	3	at	New Jersey	5	L
4/18	New Jersey	2	at	FLYERS	3-OT	W
4/20	New Jersey	1	at	FLYERS	4	W
4/22	FLYERS	3	at	New Jersey	0	W

EASTERN CONFERENCE

SEMIFINALS (4-3)

5/1	FLYERS	4	at	Boston	5-OT	L
5/3	FLYERS	2	at	Boston	3	L
5/5	Boston	4	at	FLYERS	1	L
5/7	Boston	4	at	FLYERS	5-OT	W

STANLEY CUP PLAYOFF RESULTS

5/10 FLYERS	4	at Boston	0	W
5/12 Boston	1	at FLYERS	2	W
5/14 FLYERS	4	at Boston	3	W

EASTERN CONFERENCE FINALS (4-1)

5/16 Montreal	0	at FLYERS	6	W
5/18 Montreal	0	at FLYERS	3	W
5/20 FLYERS	1	at Montreal	5	L
5/22 FLYERS	3	at Montreal	0	W
5/24 Montreal	2	at FLYERS	4	W

STANLEY CUP FINAL (2-4)

5/29 FLYERS	5	at Chicago	6	L
5/31 FLYERS	1	at Chicago	2	L
6/2 Chicago	3	at FLYERS	4-OT	W
6/4 Chicago	3	at FLYERS	5	W
6/6 FLYERS	4	at Chicago	7	L
6/9 Chicago	4	at FLYERS	3-OT	L

2011

EASTERN CONFERENCE

QUARTERFINALS (4-3)

4/14 Buffalo	1	at FLYERS	0	L
4/16 Buffalo	4	at FLYERS	5	W
4/18 FLYERS	4	at Buffalo	2	W
4/20 FLYERS	0	at Buffalo	1	L
4/22 Buffalo	4	at FLYERS	3-OT	L
4/24 FLYERS	5	at Buffalo	4-OT	W
4/26 Buffalo	2	at FLYERS	5	W

EASTERN CONFERENCE

SEMIFINALS (0-4)

4/30 Boston	7	at FLYERS	3	L
5/2 Boston	3	at FLYERS	2-OT	L
5/4 FLYERS	1	at Boston	5	L
5/6 FLYERS	1	at Boston	5	L

2012

EASTERN CONFERENCE

QUARTERFINALS (4-2)

4/11 FLYERS	4	at Pittsburgh	3-OT	W
4/13 FLYERS	8	at Pittsburgh	5	W
4/15 Pittsburgh	4	at FLYERS	8	W
4/18 Pittsburgh	10	at FLYERS	3	L
4/20 FLYERS	2	at Pittsburgh	3	L
4/22 Pittsburgh	1	at FLYERS	5	W

EASTERN CONFERENCE

SEMIFINALS (1-4)

4/29 New Jersey	3	at FLYERS	4-OT	W
5/1 New Jersey	4	at FLYERS	1	L
5/3 FLYERS	3	at New Jersey	4-OT	L
5/6 FLYERS	2	at New Jersey	4	L
5/8 New Jersey	3	at FLYERS	1	L

2013 MISSED PLAYOFFS

2014

EASTERN CONFERENCE

QUARTERFINALS (3-4)

4/17 FLYERS	1	at NY Rangers	4	L
4/20 FLYERS	4	at NY Rangers	2	W
4/22 NY Rangers	4	at FLYERS	1	L
4/25 NY Rangers	1	at FLYERS	2	W
4/27 FLYERS	2	at NY Rangers	4	L
4/29 NY Rangers	2	at FLYERS	5	W
4/30 FLYERS	1	at NY Rangers	2	L

2015 MISSED PLAYOFFS

2016

FIRST ROUND (2-4)

4/14 FLYERS	0	at Washington	2	L
4/16 FLYERS	1	at Washington	4	L
4/18 Washington	6	at FLYERS	1	L
4/20 Washington	1	at FLYERS	2	W
4/22 FLYERS	2	at Washington	0	W
4/24 Washington	1	at FLYERS	0	L

2017 MISSED PLAYOFFS

2018

FIRST ROUND (2-4)

4/11 FLYERS	0	at Pittsburgh	7	L
4/13 FLYERS	5	at Pittsburgh	1	W
4/15 Pittsburgh	5	at FLYERS	1	L
4/18 Pittsburgh	5	at FLYERS	0	L
4/20 FLYERS	4	at Pittsburgh	2	W
4/22 Pittsburgh	8	at FLYERS	5	L

2019 MISSED PLAYOFFS

2020

ROUND ROBIN (3-0)

8/2 FLYERS	4	at Boston	1	W
8/6 Washington	1	at FLYERS	3	W
8/8 FLYERS	4	at Tampa Bay	1	W

FIRST ROUND (4-2)

8/12 Montreal	1	at FLYERS	2	W
8/14 Montreal	5	at FLYERS	0	L
8/16 FLYERS	1	at Montreal	0	W
8/18 FLYERS	2	at Montreal	0	W
8/19 Montreal	5	at FLYERS	3	L
8/21 FLYERS	3	at Montreal	2	W

SECOND ROUND (3-4)

8/24 NY Islanders	4	at FLYERS	0	L
8/26 NY Islanders	3	at FLYERS	4-OT	W
8/29 FLYERS	1	at NY Islanders	3	L
8/30 FLYERS	2	at NY Islanders	3	L
9/1 NY Islanders	3	at FLYERS	4-OT	W
9/3 FLYERS	4	at NY Islanders	3-2OT	W
9/5 NY Islanders	4	at FLYERS	0	L

2021 MISSED PLAYOFFS

2022 MISSED PLAYOFFS

2023 MISSED PLAYOFFS



ALL-TIME PLAYOFF SCORING

POS.	PLAYER	GP	G	A	PTS	PIM	POS.	PLAYER	GP	G	A	PTS	PIM
C	B. Clarke	136	42	77	119	152	C	B. Schenn	24	3	11	14	23
LW	B. Propp	116	52	60	112	121	D	P. Svoboda	45	1	13	14	50
LW	B. Barber	129	53	55	108	109	D	B. McCrimmon	46	7	6	13	55
C	R. MacLeish	108	53	52	105	38	C	K. Hayes	16	4	9	13	2
LW	J. LeClair	116	35	39	74	68	C	T. Bergen	17	4	9	13	8
C	C. Giroux	85	25	48	73	39	C	J. Otto	35	4	9	13	19
C	D. Briere	68	37	35	72	64	RW	B. Flett	28	3	10	13	21
RW	T. Kerr	73	39	31	70	58	D	J. Niinimaa	19	1	12	13	16
RW	R. Leach	91	47	22	69	22	RW	T. Klatt	36	8	4	12	12
RW	R. Tocchet	95	27	33	60	349	RW	J. Lupul	18	5	7	12	4
C	E. Lindros	50	24	33	57	118	C	M. Bullard	19	3	9	12	32
C	K. Linseman	41	11	42	53	135	D	C. Therien	99	2	10	12	68
D	M. Howe	82	8	45	53	30	D	E. VanMeke	57	1	11	12	121
C	R. Brind'Amour	57	24	27	51	31	LW	D. Carcillo	33	5	6	11	69
D	E. Desjardins	97	14	37	51	38	D	I. Provorov	22	3	8	11	4
RW	P. Holmgren	67	19	31	50	181	LW	L. Carson	44	3	8	11	56
C	M. Richards	63	16	34	50	49	D	D. Yushkevich	28	2	9	11	14
LW	S. Gagne	90	32	15	47	26	D	K. Johnson	33	2	9	11	18
C	M. Bridgman	74	13	30	43	201	RW	K. Dineen	15	6	4	10	18
C	P. Eklund	57	10	33	43	4	*C	S. Laughton	24	6	4	10	27
LW	R. Lonsberry	83	19	22	41	74	RW	D. Zubrus	24	5	5	10	14
LW	S. Hartnell	75	16	25	41	112	RW	P. Falloon	26	6	3	9	4
D	B. Dailey	56	10	30	40	91	RW	S. Nolet	31	6	3	9	8
RW	M. Recchi	65	19	20	39	18	RW	K. Jones	24	5	4	9	28
D	D. Poulin	63	17	22	39	53	RW	A. Asham	29	5	4	9	16
C	Jim Watson	101	5	34	39	89	D	K. Haller	21	4	5	9	18
RW	G. Dornhoefer	80	17	19	36	203	D	G. Murphy	19	2	7	9	13
C	O. Kindrachuk	69	16	19	35	46	D	P. Coffey	17	1	8	9	6
RW	M. Renberg	50	14	20	34	24	D	A. Delmore	20	6	2	8	16
C	K. Primeau	58	12	22	34	63	LW	M. Raffi	28	5	3	8	6
C	Ron Sutter	69	6	27	33	149	C	P. Forsberg	6	4	4	8	6
D	B. Wilson	43	8	24	32	122	RW	M. Read	18	4	4	8	8
D	T. Bladon	78	8	24	32	68	*D	T. Sanheim	20	2	6	8	8
RW	I. Sinisalo	66	21	10	31	6	RW	J. Jagr	11	1	7	8	2
C	P. Zezel	56	10	21	31	49	*RW	T. Konecny	22	1	7	8	24
D	D. Crossman	60	9	22	31	81	C	D. Sittler	10	4	3	7	17
RW	D. Saleski	82	13	17	30	131	LW	J. Paterson	17	3	4	7	70
D	A. Dupont	108	13	15	28	306	RW	S. Upshall	17	3	4	7	44
RW	J. Voracek	45	9	18	27	46	C	A. Lacroix	15	2	5	7	0
LW	V. Leino	30	10	16	26	6	D	M. Busniuk	25	2	5	7	34
D	M. Carle	51	3	23	26	18	LW	D. Brashear	37	2	5	7	101
LW	D. Smith	75	13	11	24	70	C	M. Talbot	11	4	2	6	10
LW	M. Craven	44	9	15	24	28	LW	B. Sutherland	11	2	4	6	0
LW	B. Kelly	101	9	14	23	172	D	A. Meszaros	12	2	4	6	8
D	K. Timonen	71	2	21	23	67	C	A. Semenov	15	2	4	6	0
D	B. Coburn	72	2	21	23	55	C	R. DiMaio	18	2	4	6	4
*C	S. Couturier	39	10	12	22	26	D	M. Timander	18	2	4	6	6
C	J. Carter	47	13	3	21	34	RW	K. Versteeg	11	1	5	6	12
C	J. Roenick	36	7	14	21	30	D	V. Malakhov	17	1	5	6	12
RW	S. Mellanby	50	9	11	20	90	RW	J. Williams	17	1	5	6	12
C	M. Handzus	37	7	13	20	18	D	T. Carkner	19	1	5	6	28
C	T. Crisp	47	7	13	20	8	D	M. Ragnarsson	27	1	5	6	20
RW	S. Kapanen	53	9	10	19	16	RW	Rich Sutter	19	5	0	5	44
LW	A. Hill	51	8	11	19	43	*LW	J. Farabee	12	3	2	5	4
C	D. Langkow	28	7	11	18	27	C	C. Lapointe	14	2	3	5	14
D	C. Pronger	26	4	14	18	36	C	K. Acton	16	2	3	5	18
D	L. Goodenough	21	3	15	18	8	D	S. Gostisbehere	17	2	3	5	10
LW	J. van Riemsdyk	51	13	4	17	12	D	E. Weinrich	18	2	3	5	16
D	B. Marsh	66	5	12	17	95	C	F. Kennedy	7	1	4	5	14
C	V. Prospal	22	4	13	17	10	C	D. Quinn	12	1	4	5	6
C	R. J. Umberger	22	11	5	16	12	C	C. MacTavish	15	1	4	5	20
D	K. Dykhuis	50	7	9	16	42	D	D. Hatcher	21	1	4	5	50
LW	D. Schultz	61	7	9	16	363	C	D. Powe	40	1	4	5	17
C	D. Hawerchuk	29	5	11	16	12	G	R. Hextall	84	1	4	5	111
D	K. Samuelsson	70	4	12	16	98	D	J. Pitkanen	21	0	5	5	8
RW	T. Gorence	37	9	6	15	47	D	P.Myers	16	3	1	4	8
RW	W. Simmonds	30	5	10	15	71	C	G. Peters	8	2	2	4	31
RW	T. Amonte	31	4	11	15	10	RW	B. Fedyk	9	2	2	4	8
D	Joe Watson	84	3	12	15	82	C	R. Flockhart	9	2	2	4	6
RW	M. Knuble	24	6	8	14	16	RW	R. Allison	10	2	2	4	20
LW	S. Podein	51	6	8	14	86	LW	R. Somik	15	2	2	4	10
D	D. McGillis	40	5	9	14	48	D	T. Murray	18	2	2	4	10
C	A. Zhamnov	18	4	10	14	8	LW	V. Zelepukin	22	2	2	4	16

ALL-TIME PLAYOFF SCORING

POS.	PLAYER	GP	G	A	PTS	PIM	POS.	PLAYER	GP	G	A	PTS	PIM
RW	D. Brown	54	2	2	4	173	C	C. VanDeVelde	6	1	0	1	0
D	J. Gauthier	7	1	3	4	6	C	R. White	6	1	0	1	28
C	T. Tookey	10	1	3	4	2	LW	B. Savage	6	1	0	1	4
C	K. Manderville	24	1	3	4	24	C	J. Montgomery	8	1	0	1	2
D	F. Bathe	27	1	3	4	42	D	J. J. Daigneault	9	1	0	1	0
LW	A. Secord	14	0	4	4	31	C	J. Ross	9	1	0	1	0
D	T. Harris	16	0	4	4	4	LW	D. Kordic	12	1	0	1	22
D	B. Ashbee	17	0	4	4	22	C	P. Sharp	12	1	0	1	2
D	R. Lapointe	29	0	4	4	40	LW	P. Juhlin	13	1	0	1	2
RW	R. Paiement	3	3	0	3	0	C	N. Thompson	16	1	0	1	14
LW	D. Blackburn	11	3	0	3	10	D	B. Hoffmeyer	3	0	1	1	25
D	A. MacDonald	12	3	0	3	8	D	A. Stanley	3	0	1	1	4
D	E. Gustafsson	9	2	1	3	4	RW	M. Beyers	4	0	1	1	0
RW	N. Aube-Kubel	13	2	1	3	8	RW	M. Greig	5	0	1	1	0
C	T. Pitlick	16	2	1	3	0	D	P. Kubina	5	0	1	1	12
RW	B. Radivojevic	23	2	1	3	32	G	R. Moore	5	0	1	1	0
D	J. Mair	3	1	2	3	4	RW	G. Morrison	5	0	1	1	2
LW	C. LaForge	5	1	2	3	15	C	D. Plante	5	0	1	1	0
RW	P. Hannigan	7	1	2	3	9	D	A. Alberts	6	0	1	1	10
RW	N. Zherdev	11	1	2	3	2	LW	M. Andersson	6	0	1	1	2
C	B. Corkum	12	1	2	3	6	LW	P. Bellemare	6	0	1	1	15
C	J. Dowd	17	1	2	3	4	RW	S. Downie	6	0	1	1	10
RW	J. Druce	17	1	2	3	6	D	D. Gauthier	6	0	1	1	19
D	D. Markov	18	1	2	3	25	LW	S. McCarthy	6	0	1	1	0
LW	S. Santoski	20	1	2	3	38	D	F. Meyer	6	0	1	1	8
C	L. Hachborn	7	0	3	3	7	D	M. Streit	6	0	1	1	6
D	J. Modry	9	0	3	3	0	D	M. Sykora	6	0	1	1	0
D	J. Mizuk	11	0	3	3	11	C	E. Hoekstra	7	0	1	1	0
D	R. Hagg	14	0	3	3	6	D	L. Zeidel	7	0	1	1	12
D	T. Eriksson	19	0	3	3	12	LW	J. Gendron	8	0	1	1	6
D	R. Jones	22	0	3	3	4	D	J. Vandermeer	8	0	1	1	9
D	L. Krajcicek	22	0	3	3	8	C	M. Murray	9	0	1	1	4
D	J. McIlhargey	24	0	3	3	66	D	K. McCarthy	10	0	1	1	8
RW	J. Paddock	3	2	0	2	0	G	B. Froese	12	0	1	1	2
C	C. Gratton	5	2	0	2	10	D	B. Manning	12	0	1	1	18
C	P. Nedved	6	2	0	2	8	RW	I. Laperriere	13	0	1	1	6
RW	L. Rochefort	10	2	0	2	2	D	N. Grossmann	13	0	1	1	10
C	B. Clement	18	2	0	2	12	C	D. Lacroix	16	0	1	1	26
LW	C. Berube	45	2	0	2	100	D	A. Burt	17	0	1	1	8
C	S. Bernier	4	1	1	2	0	G	M. Biron	23	0	1	1	2
LW	B. Selby	7	1	1	2	4	G	P. Lindbergh	23	0	1	1	8
C	B. Dunlop	8	1	1	2	4	G	W. Stephenson	23	0	1	1	2
C	D. Nachbaur	9	1	1	2	17	RW	J. Hull	30	0	1	1	8
D	G. Cochrane	11	1	1	2	24	D	L. Richardson	34	0	1	1	49
LW	R. Fedotenko	11	1	1	2	6	G	M. Belhumeur	1	0	0	0	0
D	M. Niskanen	15	1	1	2	6	D	M.A. Bourdon	1	0	0	0	0
D	E. Hospodar	23	1	1	2	71	D	C. Joseph	1	0	0	0	2
D	R. Parent	27	1	1	2	8	RW	D. Laliberte	1	0	0	0	2
C	B. Betts	34	1	1	2	4	RW	A. MacAdam	1	0	0	0	0
D	L. Hillman	4	0	2	2	2	D	M. Mantha	1	0	0	0	0
RW	A. Daigle	5	0	2	2	0	LW	R. Romaniuk	1	0	0	0	0
C	A. Oates	5	0	2	2	0	G	D. Roussel	1	0	0	0	0
RW	D. Ververgaert	5	0	2	2	2	D	L. Sbisla	1	0	0	0	2
C	M. Bureau	6	0	2	2	2	D	J. Slaney	1	0	0	0	0
D	S. Duchesne	6	0	2	2	2	LW	M. Stankewicz	1	0	0	0	0
C	S. Gagner	6	0	2	2	8	D	D. Tereshnyy	1	0	0	0	2
C	J. Johnson	7	0	2	2	2	D	R. Zettler	1	0	0	0	2
LW	P. Ranheim	11	0	2	2	2	RW	P. Brendl	2	0	0	0	0
G	G. Snow	13	0	2	2	11	RW	B. Dobbins	2	0	0	0	17
D	R. Bailey	14	0	2	2	23	LW	B. Eager	2	0	0	0	26
D	L. Kukkonen	14	0	2	2	6	G	B. Gamble	2	0	0	0	0
LW	P. Thoresen	14	0	2	2	4	G	M. Laforest	2	0	0	0	10
C	D. Grant	15	0	2	2	8	D	C. McAllister	2	0	0	0	0
D	J. Braun	16	0	2	2	2	G	A. Niittymaki	2	0	0	0	0
D	J. Smith	17	0	2	2	4	D	B. Root	2	0	0	0	0
D	M. Dvorak	18	0	2	2	6	LW	J. Shelley	2	0	0	0	2
D	J. Wells	18	0	2	2	51	RW	P. J. Stock	2	0	0	0	0
D	J. Chychrun	19	0	2	2	65	LW	R. Cote	3	0	0	0	0
C	P. White	19	0	2	2	0	RW	G. Dionne	3	0	0	0	4
C	M. Sillinger	3	1	0	1	0	RW	P. Guay	3	0	0	0	4
D	D. Cherry	4	1	0	1	4	RW	C. McDonald	3	0	0	0	0
LW	B. Lesuk	4	1	0	1	8	D	M. Petit	3	0	0	0	6
D	D. Babych	5	1	0	1	4	G	G. Resch	3	0	0	0	0



ALL-TIME PLAYOFF SCORING

POS.	PLAYER	GP	G	A	PTS	PIM	POS.	PLAYER	GP	G	A	PTS	PIM
D	D. Seidenberg	3	0	0	0	0	D	M. Eaton	7	0	0	0	0
D	F. Arthur	4	0	0	0	2	G	B. Elliott	7	0	0	0	0
C	H. Bennett	4	0	0	0	2	LW	T. Fedoruk	7	0	0	0	22
C	C. Bunnaman	4	0	0	0	2	LW	B. Cowick	8	0	0	0	9
D	B. Hughes	4	0	0	0	6	LW	C. Forbes	8	0	0	0	2
LW	D. McAmmond	4	0	0	0	2	D	L. Hale	8	0	0	0	12
C	G. Meehan	4	0	0	0	0	D	W. Hillman	8	0	0	0	0
RW	L. Morrison	4	0	0	0	2	D	K. Huffman	8	0	0	0	2
RW	J. Sacco	4	0	0	0	0	D	R. MacSweyn	8	0	0	0	6
RW	D. Sarrazin	4	0	0	0	0	D	A. Lijja	10	0	0	0	6
LW	D. Sulliman	4	0	0	0	0	G	R. St. Croix	10	0	0	0	0
RW	N. Dimitrakos	5	0	0	0	2	D	D. Syvret	10	0	0	0	0
D	W. Huber	5	0	0	0	2	LW	E. Wellwood	11	0	0	0	2
D	D. Richter	5	0	0	0	21	RW	A. Nodl	12	0	0	0	0
D	M. Stothers	5	0	0	0	11	D	N. Barnes	12	0	0	0	8
C	A. Stratton	5	0	0	0	0	LW	D. Hoyda	12	0	0	0	17
G	K. Wregget	5	0	0	0	16	D	R. Gudas	12	0	0	0	27
G	S. Burke	6	0	0	0	0	*G	C. Hart	14	0	0	0	2
C	N. Cousins	6	0	0	0	2	C	Z. Rinaldo	14	0	0	0	64
LW	O. Lindblom	6	0	0	0	0	G	D. Favell	16	0	0	0	2
G	P. Myre	6	0	0	0	0	D	D. Stanley	17	0	0	0	30
D	M. Rathje	6	0	0	0	6	G	P. Peeters	20	0	0	0	2
D	N. Schultz	6	0	0	0	2	G	B. Boucher	21	0	0	0	0
D	G. Smyth	6	0	0	0	40	G	R. Cechmanek	23	0	0	0	0
G	J. Vanbiesbrouck	6	0	0	0	2	G	R. Esche	25	0	0	0	10
C	L. Angotti	7	0	0	0	2	G	B. Parent	63	0	0	0	8
D	O. Bartulis	7	0	0	0	4							

*Still active on Flyers roster

ALL-TIME PLAYOFF LEADERS

POINTS BY POSITION

CENTER	GP	G	A	PTS
Bobby Clarke	136	42	77	119
Rick MacLeish	108	53	52	105
Claude Giroux	85	25	48	73
Danny Briere	68	37	35	72
Eric Lindros	50	24	33	57
Ken Linseman	41	11	42	53
Rod Brind'Amour	57	24	27	51

RIGHT WING

Tim Kerr	73	39	31	70
Reggie Leach	91	47	22	69
Rick Tocchet	95	27	33	60
Paul Holmgren	67	19	31	50
Mark Recchi	65	19	20	39

LEFT WING

Brian Propp	116	52	60	112
Bill Barber	129	53	55	108
John LeClair	116	35	39	74
Simon Gagne	71	23	12	47
Scott Hartnell	75	16	25	41
Ross Lonsberry	83	19	22	41

DEFENSE

Mark Howe	82	8	45	53
Eric Desjardins	97	14	37	51
Bob Dailey	56	10	30	40
Jim Watson	101	5	34	39
Behn Wilson	43	8	24	32
Tom Bladen	78	8	24	32

CATEGORY LEADERS

GOAL LEADERS

Bill Barber	53
Rick MacLeish	53
Brian Propp	52
Reggie Leach	47
Bobby Clarke	42

ASSIST LEADERS

Bobby Clarke	77
Brian Propp	60
Bill Barber	55
Rick MacLeish	52
Claude Giroux	48

GAMES PLAYED

Bobby Clarke	136
Bill Barber	129
John LeClair	116
Brian Propp	116
Rick MacLeish	108
Andre Dupont	108

GOALTENDER WINS

Ron Hextall	45
Bernie Parent	35
Brian Boucher	21
Robert Esche	13
Pelle Lindbergh	12
Martin Biron	11
Pete Peeters	11

FLYERS ALL-TIME PLAYOFF GAME-WINNING GOALS

Rick MacLeish	10#	Brad McCrimmon	2	Danny Markov	1
Danny Briere	9	Shjon Podein	2	Scott Mellanby	1
Reggie Leach	8	Michael Raffl	2	Gord Murphy	1
John LeClair	8	Jeremy Roenick	2	Phil Myers	1
Bobby Clarke	7	Derrick Smith	2	Don Nachbaur	1
Brian Propp	7	R.J. Umberger	2	Janne Niinimaa	1
Bill Barber	6	Behn Wilson	2	Joel Otto	1
Simon Gagne	6	Peter Zedel	2	Ivan Provorov	1
Tim Kerr	6	Shawn Antoski	1	Rossire Paiement	1
Rick Tocchet	6	Arron Asham	1	Marcus Ragnarsson	1
Ken Linseman	5	Nicolas Aube-Kubel	1	Matt Read	1
Ross Lonsberry	5	Todd Bergen	1	Michael Richards	1
Ilkka Sinisalo	5	Craig Berube	1	Leon Rochefort	1
Eric Desjardins	4	Don Blackburn	1	Kjell Samuelsson	1
Gary Dornhoefer	4	Tom Bladen	1	*Travis Sanheim	1
Eric Lindros	4	Braydon Coburn	1	Luke Schenn	1
Keith Primeau	4	Terry Crisp	1	Dave Schultz	1
Mel Bridgman	3	J.J. Daigneault	1	Ron Sutter	1
Orest Kindrachuk	3	Rob DiMaio	1	Chris Therien	1
Dave Poulin	3	Kevin Dineen	1	Nate Thompson	1
Mark Recchi	3	Pelle Eklund	1	Mattias Timander	1
Don Saleski	3	*Joel Farabee	1	Scottie Upshall	1
Jakub Voracek	3	Ruslan Fedotenko	1	James van Riemsdyk	1
Rod Brind'Amour	2	Bill Flett	1	Jim Watson	1
Jeff Carter	2	Eric Gustafsson	1	Ryan White	1
*Sean Couturier	2	Kevin Haller	1	Justin Williams	1
Murray Craven	2	Michal Handzus	1	Dmitry Yushkevich	1
Bob Dailey	2	Scott Hartnell	1	Alexei Zhamnov	1
Andy Delmore	2	Dale Hawerchuk	1	Nikolay Zherdev	1
Andre Dupont	2	Al Hill	1	Valeri Zelepukin	1
Karl Dykhuis	2	Mark Howe	1	Dainius Zubrus	1
Peter Forsberg	2	Jaromir Jagr	1		
Claude Giroux	2	Kim Johnsson	1		
Paul Holmgren	2	Sami Kapanen	1		
Bob Kelly	2#	Mike Knuble	1		
Trent Klatt	2	*Scott Laughton	1		
Diamond Langkow	2	Joffrey Lupul	1		
Ville Leino	3	Andrew MacDonald	1		

INCLUDES STANLEY CUP WINNER

*STILL ACTIVE ON FLYERS ROSTER



ALL-TIME PLAYOFF GOALTENDING

PLAYER	GP	MINS	GA	SO	AVG	W	L
Johan Backlund	1	1	0	0	0.00	0	0
Dominic Rousset	1	23	0	0	0.00	0	0
Mark LaForest	2	48	1	0	1.25	1	0
John Vanbiesbrouck	6	369	9	1	1.46	2	4
*Carter Hart	14	860	32	2	2.23	9	5
Ken Wregget	5	268	10	0	2.24	2	2
Roman Cechmanek	23	1,441	56	3	2.33	9	14
Bernie Parent	63	3,824	152	6	2.38	35	28
Michael Leighton	15	827	35	3	3.43	8	4
Phil Myre	6	384	16	1	2.50	5	1
Michal Neuvirth	6	328	13	1	2.54	2	2
Robert Esche	25	1,405	64	1	2.73	13	11
Glenn Resch	3	43	2	0	2.79	0	0
Garth Snow	13	700	33	0	2.83	8	4
Steve Mason	8	419	20	0	2.86	2	5
Wayne Stephenson	23	1,362	65	2	2.86	10	10
Martin Biron	23	1,423	68	2	2.87	11	12
Ron Hextall	84	4,926	242	2	2.95	45	36
Rick St.Croix	10	561	28	1	2.99	4	6
Doug Favell	16	969	50	1	3.10	6	10
Pelle Lindbergh	23	1,214	63	3	3.11	12	10
Brian Boucher	42	2,384	94	2	3.13	21	18
Pete Peeters	20	1,199	66	1	3.30	11	8
Ilya Bryzgalov	11	642	37	0	3.46	5	7
Ray Emery	3	172	10	0	3.49	1	2
Sean Burke	6	323	18	0	3.54	1	4
Brian Elliott	7	317	19	0	3.60	2	4
Bob Froese	12	593	37	0	3.74	2	6
Petr Mrazek	1	31	2	0	3.87	0	0
Robbie Moore	5	268	18	0	4.03	3	2
Antero Niittymaki	2	73	5	0	4.11	0	0
Sergei Bobrovsky	7	223	15	0	5.67	0	2
Bruce Gamble	2	120	12	0	6.00	0	2
Michel Belhumeur	1	10	1	0	6.00	0	0

*Still active on Flyers roster

FLYERS STANLEY CUP RECORDS

YEARS IN PLAYOFFS – 40 of 55 years (of play)
 GAMES PLAYED– 449
 GAMES WON– 231
 GAMES LOST– 218
 SERIES PLAYED– 82
 SERIES WON – 44
 SERIES LOST– 38
 FINALS APPEARANCES– 8
 SEMIFINAL APPEARANCES – 15

CHRONOLOGY

1968 FLYERS LOST QUARTERFINAL SERIES TO ST. LOUIS, 4-3
 1969 FLYERS LOST QUARTERFINAL SERIES TO ST. LOUIS, 4-0
 1970 FLYERS MISSED PLAYOFFS
 1971 FLYERS LOST QUARTERFINAL SERIES TO CHICAGO, 4-0
 1972 FLYERS MISSED PLAYOFFS
 1973 FLYERS WON QUARTERFINAL SERIES FROM MINNESOTA, 4-2
 FLYERS LOST SEMIFINAL SERIES TO MONTREAL, 4-1
 1974 FLYERS WON QUARTERFINAL SERIES FROM ATLANTA, 4-0
 FLYERS WON SEMIFINAL SERIES FROM NY RANGERS, 4-3
 FLYERS WON FINAL SERIES FROM BOSTON, 4-2 FOR THE STANLEY CUP
 1975 FLYERS WON QUARTERFINAL SERIES FROM TORONTO, 4-0
 FLYERS WON SEMIFINAL SERIES FROM NY ISLANDERS, 4-3
 FLYERS WON FINAL SERIES FROM BUFFALO, 4-2 FOR THE STANLEY CUP
 1976 FLYERS WON QUARTERFINAL SERIES FROM TORONTO, 4-3
 FLYERS WON SEMIFINAL SERIES FROM BOSTON, 4-1
 FLYERS LOST FINAL SERIES TO MONTREAL, 4-0
 1977 FLYERS WON QUARTERFINAL SERIES FROM TORONTO, 4-2
 FLYERS LOST SEMIFINAL SERIES TO BOSTON, 4-0
 1978 FLYERS WON PRELIMINARY SERIES FROM COLORADO, 2-0
 FLYERS WON QUARTERFINAL SERIES FROM BUFFALO, 4-1
 FLYERS LOST SEMIFINAL SERIES TO BOSTON, 4-1
 1979 FLYERS WON PRELIMINARY SERIES FROM VANCOUVER, 2-1
 FLYERS LOST QUARTERFINAL SERIES TO NY RANGERS, 4-1
 1980 FLYERS WON PRELIMINARY SERIES FROM EDMONTON, 3-0
 FLYERS WON QUARTERFINAL SERIES FROM NY RANGERS, 4-1
 FLYERS WON SEMIFINAL SERIES FROM MINNESOTA, 4-1
 FLYERS LOST FINAL SERIES TO NY ISLANDERS, 4-2
 1981 FLYERS WON PRELIMINARY SERIES FROM QUEBEC, 3-2
 FLYERS LOST QUARTERFINAL SERIES TO CALGARY, 4-3
 1982 FLYERS LOST DIVISIONAL SEMIFINAL SERIES TO NY RANGERS, 3-1
 1983 FLYERS LOST DIVISIONAL SEMIFINAL SERIES TO NY RANGERS, 3-0
 1984 FLYERS LOST DIVISIONAL SEMIFINAL SERIES TO WASHINGTON, 3-0
 1985 FLYERS WON DIVISIONAL SEMIFINAL SERIES FROM NY RANGERS, 3-0
 FLYERS WON DIVISIONAL FINAL SERIES FROM NY ISLANDERS, 4-1
 FLYERS WON CONFERENCE FINAL SERIES FROM QUEBEC, 4-2
 FLYERS LOST FINAL SERIES TO EDMONTON, 4-1
 1986 FLYERS LOST DIVISIONAL SEMIFINAL SERIES TO NY RANGERS, 3-2
 1987 FLYERS WON DIVISIONAL SEMIFINAL SERIES FROM NY RANGERS, 4-2
 FLYERS WON DIVISIONAL FINAL SERIES FROM NY ISLANDERS, 4-3
 FLYERS WON CONFERENCE FINAL SERIES FROM MONTREAL, 4-2
 FLYERS LOST FINAL SERIES TO EDMONTON, 4-3
 1988 FLYERS LOST DIVISIONAL SEMIFINAL SERIES TO WASHINGTON, 4-3
 1989 FLYERS WON DIVISIONAL SEMIFINAL SERIES FROM WASHINGTON, 4-2
 FLYERS WON DIVISIONAL FINAL SERIES FROM PITTSBURGH, 4-3
 FLYERS LOST CONFERENCE FINAL SERIES TO MONTREAL, 4-2
 1990 FLYERS MISSED PLAYOFFS
 1991 FLYERS MISSED PLAYOFFS
 1992 FLYERS MISSED PLAYOFFS
 1993 FLYERS MISSED PLAYOFFS
 1994 FLYERS MISSED PLAYOFFS
 1995 FLYERS WON CONFERENCE QUARTERFINAL SERIES FROM BUFFALO, 4-1
 FLYERS WON CONFERENCE SEMIFINAL SERIES FROM NY RANGERS, 4-0
 FLYERS LOST CONFERENCE FINAL TO NEW JERSEY, 4-2
 1996 FLYERS WON CONFERENCE QUARTERFINAL SERIES FROM TAMPA BAY,

4-2
 FLYERS LOST CONFERENCE SEMIFINAL SERIES TO FLORIDA, 4-2
 1997 FLYERS WON CONFERENCE QUARTERFINAL SERIES FROM PITTSBURGH, 4-1
 FLYERS WON CONFERENCE SEMIFINAL SERIES FROM BUFFALO, 4-1
 FLYERS WON CONFERENCE FINAL SERIES FROM NY RANGERS, 4-1
 FLYERS LOST FINAL SERIES TO DETROIT, 4-0
 1998 FLYERS LOST CONFERENCE QUARTERFINAL SERIES TO BUFFALO, 4-1
 1999 FLYERS LOST CONFERENCE QUARTERFINAL SERIES TO TORONTO, 4-2
 2000 FLYERS WON CONFERENCE QUARTERFINAL SERIES FROM BUFFALO, 4-1
 FLYERS WON CONFERENCE SEMIFINAL SERIES FROM PITTSBURGH, 4-2
 FLYERS LOST CONFERENCE FINAL SERIES TO NEW JERSEY, 4-3
 2001 FLYERS LOST CONFERENCE QUARTERFINAL SERIES TO BUFFALO, 4-2
 2002 FLYERS LOST CONFERENCE QUARTERFINAL SERIES TO OTTAWA, 4-1
 2003 FLYERS WON CONFERENCE QUARTERFINAL SERIES FROM TORONTO, 4-3
 FLYERS LOST CONFERENCE SEMIFINAL SERIES TO OTTAWA, 4-2
 2004 FLYERS WON CONFERENCE QUARTERFINAL SERIES FROM NEW JERSEY, 4-1
 FLYERS WON CONFERENCE SEMIFINAL SERIES FROM TORONTO, 4-2
 FLYERS LOST CONFERENCE FINAL SERIES TO TAMPA BAY, 4-3
 2006 FLYERS LOST CONFERENCE QUARTERFINAL SERIES TO BUFFALO, 4-2
 2007 FLYERS MISSED PLAYOFFS
 2008 FLYERS WON CONFERENCE QUARTERFINAL SERIES FROM WASHINGTON, 4-3
 FLYERS WON CONFERENCE SEMIFINAL SERIES FROM MONTREAL, 4-1
 FLYERS LOST CONFERENCE FINAL SERIES TO PITTSBURGH, 4-1
 2009 FLYERS LOST CONFERENCE QUARTERFINAL SERIES TO PITTSBURGH, 4-2
 2010 FLYERS WON CONFERENCE QUARTERFINAL SERIES FROM NEW JERSEY, 4-1
 FLYERS WON CONFERENCE SEMIFINAL SERIES FROM BOSTON, 4-3
 FLYERS WON CONFERENCE FINAL SERIES FROM MONTREAL, 4-1
 FLYERS LOST FINAL SERIES TO CHICAGO, 4-2
 2011 FLYERS WON CONFERENCE QUARTERFINAL SERIES FROM BUFFALO, 4-3
 FLYERS LOST CONFERENCE SEMIFINAL SERIES TO BOSTON, 4-0
 2012 FLYERS WON CONFERENCE QUARTERFINAL SERIES FROM PITTSBURGH 4-2
 FLYERS LOST CONFERENCE SEMIFINAL SERIES TO NEW JERSEY 4-1
 2013 FLYERS MISSED PLAYOFFS
 2014 FLYERS LOST CONFERENCE QUARTERFINAL SERIES TO NY RANGERS 4-3
 2015 FLYERS MISSED PLAYOFFS
 2016 FLYERS LOST FIRST ROUND SERIES TO WASHINGTON 4-2
 2017 FLYERS MISSED PLAYOFFS
 2018 FLYERS LOST FIRST ROUND SERIES TO PITTSBURGH 4-2
 2019 FLYERS MISSED PLAYOFFS
 2020 FLYERS WENT 3-0 IN ROUND ROBIN PLAY (BOS, TBL, WSH)
 FLYERS WON FIRST ROUND SERIES FROM MONTREAL 4-2
 FLYERS LOST SECOND ROUND SERIES TO NY ISLANDERS 4-3
 2021 FLYERS MISSED PLAYOFFS
 2022 FLYERS MISSED PLAYOFFS
 2023 FLYERS MISSED PLAYOFFS

TEAM RECORDS: PLAYOFF STREAKS

LONGEST...

WIN STREAK-8 GAMES
 1974 Finals #6 through 1975 Semifinals #3 May 19, 1974 through May 4, 1975
 WIN STREAK AT HOME-13 GAMES
 1974 Quarterfinals #1 through 1975 Semifinals #2 April 9, 1974 through May 1, 1975
 WIN STREAK ON ROAD-5 GAMES
 1995 Conference Quarterfinals #4 through Conference Finals #4 May 12, 1995 through June 10, 1995
 1997 Conference Semifinals #1 through Conference Finals #4



PLAYOFF RECORD BOOK

May 3, 1997 through May 23, 1997

2000 Conference Semifinals #3 through Conference Finals #4

May 2, 2000 through May 20, 2000

LOSING STREAK -- 10 GAMES

1968 Quarterfinals #7 through 1973 Quarterfinals #1 April 18, 1968 through April 4, 1973

LOSING STREAK AT HOME -- 6 GAMES

1981 Quarterfinals #7 through 1984 Division Semifinals #3 April 26, 1981 through April 7, 1984

LOSING STREAK ON ROAD -- 7 GAMES

1980 Finals #3 through 1981 Quarterfinals #4 May 17, 1980 through April 20, 1981

TEAM RECORDS: PLAYOFF YEAR

MOST...

GAMES PLAYED*	26	1987
GOALS	85	1974
ASSISTS	132	1987
GOALS AGAINST	73	1987
PENALTY MINUTES	714	1987
POWER PLAY GOALS	23	2010
SHORTHANDED GOALS	8	1989
SHUTOUTS	5	1975, 2010

TEAM RECORDS: PLAYOFF SERIES

MOST...

GOALS IN A SERIES - 33	vs. Toronto, 1976 Quarterfinals
GOALS, TWO-GAME SERIES-6	vs. Colorado, 1978 Preliminary series
GOALS, THREE-GAME SERIES-15	vs. Vancouver, 1979 Preliminary series
GOALS, FOUR-GAME SERIES-18	vs. Toronto, 1975 Quarterfinals vs. NY Rangers, 1995 Conference Semifinals
GOALS, FIVE-GAME SERIES-27	vs. Minnesota, 1980 Semifinals
GOALS, SIX-GAME SERIES - 30	vs. Pittsburgh, 2012 Conference Quarterfinals
GOALS, SEVEN-GAME SERIES-33	vs. Toronto, 1976 Quarterfinals
GOALS AGAINST IN A SERIES - 28	vs. NY Rangers, 1979 Quarterfinals
GOALS AGAINST, TWO-GAME SERIES-3	vs. Colorado, 1978 Preliminary series
GOALS AGAINST, THREE-GAME SERIES-18	vs. NY Rangers, 1983 Preliminary series
GOALS AGAINST, FOUR-GAME SERIES-20	vs. Chicago, 1971 Quarterfinals
GOALS AGAINST, FIVE-GAME SERIES-28	vs. NY Rangers, 1979 Quarterfinals
GOALS AGAINST, SIX-GAME SERIES - 28	vs. Pittsburgh, 2018 First Round
GOALS AGAINST, SEVEN-GAME SERIES-23	vs. Toronto, 1976 Quarterfinals
GOALS IN A SERIES, BOTH TEAMS-56	vs. Toronto (FLYERS 33/Toronto 23), 1976 Quarterfinals vs. Pittsburgh (FLYERS 30/Pittsburgh 36), 2012 Quarterfinals
GOALS, BOTH TEAMS, TWO-GAME SERIES-9	vs. Colorado (FLYERS 6/Colorado 3), 1978 Preliminary series
GOALS, BOTH TEAMS, THREE-GAME SERIES-27	vs. NY Rangers (FLYERS 9/Rangers 18), 1983 Division Semifinals
GOALS, BOTH TEAMS, FOUR-GAME SERIES-34	vs. NY Rangers (Rangers 19/FLYERS 15), 1982 Division Semifinals
GOALS, BOTH TEAMS, FIVE-GAME SERIES-41	vs. Minnesota (FLYERS 27/Minnesota 14), 1980 Semifinals
GOALS, BOTH TEAMS, SIX-GAME SERIES - 56	vs. Pittsburgh (FLYERS 30/Penguins 26), 2012 Quarterfinals
GOALS, BOTH TEAMS, SEVEN-GAME SERIES-56	vs. Toronto (FLYERS 33/Toronto 23), 1976 Quarterfinals

PENALTIES-95

vs. Washington, 1988 Division Semifinals

PENALTIES BY OPPONENT-82

vs. Washington, 1988 Division Semifinals

PENALTIES, BOTH TEAMS-177

vs. Washington, 1988 Division Semifinals

PENALTY MINUTES-298

vs. Washington, 1988 Division Semifinals

PENALTY MINUTES BY OPPONENT-230

vs. Toronto, 1976 Quarterfinals

PENALTY MINUTES, BOTH TEAMS-525

vs. Toronto, 1976 Quarterfinals

POWER PLAY GOALS - 12

vs. Pittsburgh, 2012 Conference Quarterfinals

POWER PLAY GOALS AGAINST**-15

vs. NY Islanders, 1980 Finals

POWER PLAY GOALS, BOTH TEAMS**-21

vs. NY Islanders (Islanders 15/FLYERS 6), 1980 Finals

vs. Pittsburgh (FLYERS 11/Pittsburgh 10), 1989 Division Finals

SHORTHANDED GOALS-4

vs. Pittsburgh, 1989 Division Finals

SHUTOUTS-3

vs. Montreal, 2010 Conf. Finals

SHUTOUTS AGAINST-3

vs. Ottawa, 2002 Eastern Conference Quarterfinals

FEWEST...

GOALS IN A SERIES - 2

vs. Ottawa, 2002 Eastern Conference Quarterfinals

GOALS, TWO-GAME SERIES - 6

vs. Colorado, 1978 Preliminary series

GOALS, THREE-GAME SERIES-5

vs. Washington, 1984 Division Semifinals

GOALS, FOUR-GAME SERIES-3

vs. St. Louis, 1969 Quarterfinals

GOALS, FIVE-GAME SERIES*-2

vs. Ottawa, 2002 Eastern Conference Quarterfinals

GOALS, SIX-GAME SERIES - 6

vs. Washington, 2016 First Round

GOALS, SEVEN-GAME SERIES-15

vs. New Jersey, 2000 Conference Finals

GOALS AGAINST IN A SERIES - 3

vs. Colorado, 1978 Preliminary series

GOALS AGAINST, TWO-GAME SERIES-3

vs. Colorado, 1978 Preliminary series

GOALS AGAINST, THREE-GAME SERIES-6

vs. Edmonton, 1980 Preliminary series

GOALS AGAINST, FOUR-GAME SERIES-6

vs. Atlanta, 1974 Quarterfinals

vs. Toronto, 1975 Quarterfinals

GOALS AGAINST, FIVE-GAME SERIES-7

vs. Montreal, 2010 Conf. Finals

vs. NY Rangers, 1980 Quarterfinals

GOALS AGAINST, SIX-GAME SERIES - 9

vs. Toronto, 1999 Conference Quarterfinals

GOALS AGAINST, SEVEN-GAME SERIES - 16

vs. NY Islanders, 1975 Semifinals

vs. Toronto, 2003 Eastern Conference Quarterfinals

GOALS IN A SERIES, BOTH TEAMS-9

vs. Colorado (FLYERS 6/Colorado 3), 1978 Preliminary series

GOALS, BOTH TEAMS, TWO-GAME SERIES-9

vs. Colorado (FLYERS 6/Colorado 3), 1978 Preliminary series

GOALS, BOTH TEAMS, THREE-GAME SERIES-18

vs. Edmonton (FLYERS 12/Edmonton 6), 1980 Preliminary series

GOALS, BOTH TEAMS, FOUR-GAME SERIES-20

vs. St. Louis (St. Louis 17/FLYERS 3), 1969 Quarterfinals

GOALS, BOTH TEAMS, FIVE-GAME SERIES-13

vs. Ottawa (FLYERS 2/Senators 11), 2002 Eastern Conference Quarterfinals

GOALS, BOTH TEAMS, SIX-GAME SERIES - 20

vs. Toronto (FLYERS 11/Toronto 9),

1999 Conference Quarterfinals

vs. Washington (FLYERS 6/Washington 14),

2016 First Round

GOALS, BOTH TEAMS, SEVEN-GAME SERIES-33
vs. New Jersey (New Jersey 18/FLYERS 15), 2000 Conference Finals

PENALTY MINUTES-29
vs. Colorado, 1978 Preliminary series

TEAM RECORDS: PLAYOFF GAME

MOST...

DECISIVE WIN-7-0
vs. Minnesota, 1980 Semifinals #2, May 1, 1980

DECISIVE WIN AT HOME-7-0
vs. Minnesota, 1980 Semifinals #2, May 1, 1980

DECISIVE WIN ON ROAD-7-1
vs. NY Rangers, 1986 Division Semifinals #4, April 14, 1986

DECISIVE LOSS-8-0
at Buffalo, 2001 Conf. Quarterfinals #6, April 21, 2001

DECISIVE LOSS AT HOME-7-1
vs. NY Rangers, 1979 Quarterfinals #2, April 18, 1979
vs. Buffalo, 2006 Conf. Quarterfinals #6, May 2, 2006

DECISIVE LOSS ON ROAD-8-0
at Buffalo, 2001 Conf. Quarterfinals #6, April 21, 2001

GOALS-9
vs. Calgary, 1981 Quarterfinals #5, April 22, 1981

GOALS AGAINST-10
vs. Pittsburgh, 1989 Division Finals, #5, April 25, 1989
vs. Pittsburgh, 2012 Quarterfinals, #4, April 18, 2012

GOALS, BOTH TEAMS-17
at Pittsburgh (Pittsburgh 10/FLYERS 7), 1989 Division Finals, #5, April 25, 1989

POWER PLAY GOALS, BOTH TEAMS-7
vs. NY Rangers, 1985 Division Semifinals #3, April 13, 1985 at New York, FLYERS 6 (4 PP goals), Rangers 5 (3 PP goals)
vs. Pittsburgh, 2012 Conference Quarterfinals #4, April 18, 2012, vs. Pittsburgh, Pittsburgh 10 (4 PP goals), FLYERS 3 (3 PP goals)

PENALTY MINUTES-107
vs. Toronto, 1976 Quarterfinals #3, April 15, 1976

PENALTY MINUTES BY OPPONENT-94
vs. Toronto, 1976 Quarterfinals #6, April 22, 1976

PENALTY MINUTES, BOTH TEAMS-185
vs. Toronto (Toronto 94/FLYERS 91), 1976 Quarterfinals #6, April 22, 1976

SHOTS ON GOAL-53
at Pittsburgh, 1997 Conference Quarterfinals #3, April 21, 1997

SHOTS ON GOAL AGAINST-64
vs. St. Louis, 1968 Quarterfinals #6, April 16, 1968

SHOTS ON GOAL DURING AN OVERTIME GAME-75
at Toronto (3-OT), 2003 Conference Quarterfinals #4, April 16, 2003

SHOTS ON GOAL, BOTH TEAMS-107
vs. St. Louis (St. Louis 64/FLYERS 43), 1968 Quarterfinals #6, April 16, 1968

SHOTS ON GOAL DURING AN OVERTIME GAME, BOTH TEAMS-130
at Pittsburgh-SOT (FLYERS 72/Pittsburgh 58) 2000 Conference Semifinal #4, May 4, 2000

FEWEST...

SHOTS ON GOAL-11
at Washington, 2016 First Round #5, April 22, 2016

SHOTS ON GOAL, BOTH TEAMS-33
vs. Florida (FLYERS 18/Florida 15) 1996 Conference Semifinals #1, May 2, 1996

FASTEST...

GOAL AGAINST-15 seconds
at Pittsburgh, Sidney Crosby
2012 Conference Quarterfinals #2, April 13, 2012

TWO GOALS, FLYERS-13 seconds
vs. Toronto, GARY DORNHOEFER, 11:24 of 2nd period
and DON SALESKI, 11:37 of 2nd period.
1976 Quarterfinals, Game 5, April 20, 1976

THREE GOALS, BOTH TEAMS-31 SECONDS
vs. Edmonton, Wayne Gretzky, 1:10 of 1st period
Wayne Gretzky, 1:25 of 1st period
DERRICK SMITH, 1:41 of 1st period

1985 Finals #3, May 25, 1985

FOUR GOALS, BOTH TEAMS*-1 minute 33 seconds
vs. Toronto, DON SALESKI, 10:03 of 2nd period
Bob Neely, 10:42 of 2nd period
GARY DORNHOEFER, 11:24 of 2nd period
DON SALESKI, 11:37 of 2nd period
1976 Quarterfinals #5, April 20, 1976

FIVE GOALS, BOTH TEAMS-3 minutes 20 seconds
vs. Minnesota, Paul Shmyr, 13:20 of 1st period
Steve Christoff, 13:59 of 1st period
KEN LINSEMAN, 14:54 of 1st period
TOM GORENCE, 15:36 of 1st period
KEN LINSEMAN, 16:40 of 1st period
1980 Semifinals #1, April 29, 1980

LONGEST...

GAME - 152:01
at Pittsburgh, 2000 ECSF #4, May 4, 2000

GAME AT HOME - 90:07
vs. Boston, 1977 SF #2, April 26, 1977

GAME ON ROAD - 152:01
at Pittsburgh, 2000 ECSF #4, May 4, 2000

MISCELLANEOUS...

MOST SAVES BY A GOALTENDER, SHUTOUT WIN - 44
at Washington, 2016 First Round #5, April 22, 2016

MOST SAVES BY A GOALTENDER, REGULATION WIN - 44
at Washington, 2016 First Round #5, April 22, 2016

LARGEST SHOT DIFFERENTIAL AGAINST, OVERALL & PLAYOFF SHUTOUT WIN- 33
at Washington, 2016 First Round #5, April 22, 2016 (44-11)

TEAM RECORDS FOR ONE PERIOD

MOST...

GOALS-5
vs. Toronto, 2nd period, 1976 Quarterfinals #7, April 25, 1976
vs. Calgary, 1st period, 1981 Quarterfinals #5, April 22, 1981
vs. NY Rangers, 2nd period, 1985 Division Semifinals #3, April 13, 1985
vs. NY Rangers, 2nd period, 1986 Division Semifinals #4, April 14, 1986
vs. NY Rangers, 3rd period, 1987 Division Semifinals #2, April 9, 1987

GOALS AGAINST-6
vs. NY Rangers, 3rd period, 1979 Quarterfinals #5, April 24, 1979
vs. Pittsburgh, 1st period, 1989 Division Finals #5, April 25, 1989

GOALS, BOTH TEAMS*-9
vs. NY Rangers (Rangers 6/FLYERS 3), 3rd period, 1979 Quarterfinals #5, April 24, 1979

SHOTS ON GOAL, HOME-20
vs. Toronto, 2nd period, 1976 Quarterfinals #7, April 25, 1976 vs. Minnesota, 2nd period, 1980 Semifinals #2, May 1, 1980

SHOTS ON GOAL, AWAY-28
at Pittsburgh 1997 Conference Quarterfinals #3, April 21, 1997

SHOTS ON GOAL AGAINST, HOME-20
vs. Pittsburgh, 2nd period, 2009 Conference Quarterfinals #6, April 25, 2009

SHOTS ON GOAL AGAINST, AWAY-27
vs. Toronto, 2nd period, 1976 Quarterfinals #3, April 15, 1976
vs. Islanders, 2nd period, 1985 Division Finals #3, April 23, 1985

SHOTS ON GOAL, BOTH TEAMS-39
at Pittsburgh, (FLYERS 28/Pittsburgh 11), 1st period, 1997 Conference Quarterfinals #3, April 21, 1997

FEWEST...

SHOTS ON GOAL-1
vs. NY Rangers, 1st overtime period, 1979 Quarterfinals #1, April 16, 1979
vs. NY Islanders, 1st overtime period, 1980 Finals #1, May 13, 1980
vs. Quebec, 1st overtime period, 1981 Preliminary series #4, April 12, 1981
vs. Toronto, 2nd period, 2004 Conference Semifinals #2, April 25, 2004

SHOTS ON GOAL, 20-MINUTE PERIOD-1
vs. Toronto, 2nd period, 2004 Conference Semifinals #2, April 25, 2004

SHOTS ON GOAL AGAINST*-0
vs. Colorado, 1st overtime period, 1978 Preliminary series #1, April 11, 1978

SHOTS ON GOAL AGAINST, 20-MINUTE PERIOD-1
vs. Boston, 3rd period, 1977 Semifinals #2, April 26, 1977 at Montreal, 2nd



PLAYOFF RECORD BOOK

period, 2010 Conf. Final #4, May 22, 2010

INDIVIDUAL RECORDS: PLAYOFF CAREER

MOST...

POINTS-119 - Bobby Clarke	YEARS IN PLAYOFFS-13 - Bobby Clarke
ASSISTS-77 - Bobby Clarke	GAMES PLAYED-136 - Bobby Clarke
PENALTY MINUTES-363 - Dave Schultz	HAT TRICKS-3 - Rick MacLeish
GOALS-53 - Rick MacLeish - Bill Barber	- Tim Kerr

INDIVIDUAL RECORDS: PLAYOFF YEAR

MOST...

ASSISTS-20 - Pelle Eklund, 1987	- Rick MacLeish, 1975
GOALS**-19 - Reggie Leach, 1976	SHUTOUTS-4 - Bernie Parent, 1975
POINTS-30 - Danny Briere, 2010	MINUTES PLAYED BY A GOAL-IE-1,540 - Ron Hextall, 1987
PENALTY MINUTES-139 - Dave Schultz, 1974	
SHORTHANDED GOALS**-3 - Bill Barber, 1980	
HAT TRICKS-2	

INDIVIDUAL RECORDS: PLAYOFF SERIES

MOST...

ASSISTS-9 Danny Briere vs. Chicago, 2010 Stanley Cup Final
ASSISTS AGAINST-9 Darryl Sittler, Toronto, 1977 Quarterfinals
GOALS-10 Tim Kerr vs. Pittsburgh, 1989 Division Finals
POWER PLAY GOALS-5 Tim Kerr vs. Pittsburgh, 1989 Division Finals
SHORTHANDED GOALS**-3 Bill Barber vs. Minnesota, 1980 Semifinals
GOALS AGAINST-7 Wayne Gretzky, Edmonton, 1985 Finals
PENALTY MINUTES*-116 Dave Schultz vs. Toronto, 1976 Quarterfinals
PENALTY MINUTES BY OPPONENT-72 Dave Williams, Toronto, 1976 Quarterfinals
POINTS-15 Tim Kerr (10G, 5A) vs. Pittsburgh, 1989 Division Finals
POINTS AGAINST-13 Jake Guentzel, Pittsburgh (6G, 7A), 2018 First Round
SHUTOUTS-3 Michael Leighton vs. Montreal, 2010 Conf. Finals

INDIVIDUAL RECORDS: PLAYOFF GAME

MOST...

ASSISTS-4 Bobby Clarke vs. Boston, 1976 Semifinal #5, May 6, 1976 Bob Dailey vs. Minnesota, 1980 Semifinal #2, May 1, 1980 Ken Linseman vs. Calgary, 1981 Quarterfinal #5, April 22, 1981 Brian Propp vs. Edmonton, 1987 Final #5, May 26, 1987 Mark Recchi vs. Pittsburgh, 2000 Conference Semifinal #5, May 7, 2000 Matt Carle vs. Boston, 2010 Conference Semifinal #4, May 7, 2010
GOALS**-5 Reggie Leach vs. Boston, 1976 Semifinals #5, May 6, 1976
GOALS AGAINST**-5 Darryl Sittler, Toronto, 1976 Quarterfinals #6, April 22, 1976 Mario Lemieux, Pittsburgh, 1989 Division Finals #5, April 25, 1989
PENALTY MINUTES*-42

Dave Schultz vs. Toronto, 1976 Quarterfinals #6, April 22, 1976

PENALTY MINUTES BY OPPONENT-34

Dave Williams, Toronto, Quarterfinals #6, April 22, 1976

POINTS - 6

Claude Giroux (3 Goals/3 Assists) vs. Pittsburgh, 2012 Quarterfinals #2, April 13, 2012

POINTS BY A ROOKIE

Peter Zedel, (1 Goals/3 Assists), 1985 Division Semifinals #3, April 13, 1985 vs. NY Rangers

Sean Couturier, (3 Goals/1 Assists), 2012 Conference Quarterfinals #2, April 13, 2012 vs. Pittsburgh

POINTS AGAINST**-8

Mario Lemieux, Pittsburgh (5 Goals/3 Assists), 1989 Division Finals #5, April 25, 1989

POWER PLAY GOALS**-3

Tim Kerr vs. NY Rangers, 2nd period, 1985 Division Semifinals #3, April 13, 1985

SAVES, SHUTOUT WIN - 44

SAVES, REGULATION WIN - 44

Michal Neuvirth at Washington, 2016 First Round #5, April 22, 2016

FASTEST...

TWO GOALS-41 seconds

Eric Lindros at Buffalo, 8:32 of 2nd period, 9:13 of 2nd period, 1997 Conference Semifinals #5, May 11, 1997

THREE GOALS-3 minutes 24 seconds

Tim Kerr vs NY Rangers, 14:58 of 2nd period, 16:42 of 2nd period, 18:22 of 2nd period, 1985 Division Semifinals #3, April 13, 1985

FOUR GOALS*-8 minutes 16 seconds

Tim Kerr vs. NY Rangers, 10:06 of 2nd period, 14:58 of 2nd period, 16:42 of 2nd period, 18:22 of 2nd period, 1985 Division Semifinals #3, April 13, 1985

INDIVIDUAL RECORDS: PLAYOFF PERIOD

MOST...

ASSISTS**-3 Barry Ashbee vs. Minnesota, 2nd period, 1973 Quarterfinals #2, April 5, 1973 Ken Linseman vs. Calgary, 1st period, 1981 Quarterfinals #5, April 22, 1981 Peter Zedel vs. NY Rangers, 2nd period, 1985 Division Semifinals #3, April 13, 1985 Tim Kerr vs. NY Islanders, 1st period, 1985 Division Finals #2, April 21, 1985 Paul Coffey vs. Buffalo, 1st period, 1997 Conference Semifinals #3, May 7, 1997 Rod Brind'Amour at Buffalo, 2nd period, 1997 Conference Semifinals #5, May 11, 1997
GOALS**-4 Tim Kerr at NY Rangers, 2nd period, 1985 Division Semifinals #3, April 13, 1985
POWER PLAY GOALS*-3 Tim Kerr at NY Rangers, 2nd period, 1985 Division Semifinals #3, April 13, 1985
POINTS**-4 Tim Kerr at NY Rangers, 2nd period, 1985 Division Semifinals #3, April 13, 1985

INDIVIDUAL RECORDS: MISCELLANEOUS

LOWEST GOALS AGAINST AVERAGE, PLAYOFF YEAR -

1.35 Bernie Parent, 1968

MOST CONSECUTIVE GAMES SCORING A GOAL*-10

Reggie Leach, April 17, 1976 to May 9, 1976

FASTEST GOAL FROM START OF PERIOD (other than first)*-6 sec.

Pelle Eklund, 2nd period, 1989 Division Finals #5, April 25, 1989

*NHL Record **Ties NHL Record

PLAYOFF RECORD BOOK

THE FLYERS ARE 9-8 IN GAMES SEVENS:

April 18, 1968	St. Louis	3	at	FLYERS	1	L
May 5, 1974	NY Rangers	3	at	FLYERS	4	W
May 13, 1975	NY Islanders	1	at	FLYERS	4	W
April 25, 1976	Toronto	3	at	FLYERS	7	W
April 26, 1981	Calgary	4	at	FLYERS	1	L
May 2, 1987	NY Islanders	1	at	FLYERS	5	W
May 31, 1987	FLYERS	1	at	Edmonton	3	L
April 16, 1988	FLYERS	4	at	Washington	5	L(OT)
April 29, 1989	FLYERS	4	at	Pittsburgh	1	W
May 26, 2000	New Jersey	2	at	FLYERS	1	L
April 22, 2003	Toronto	1	at	FLYERS	6	W
May 22, 2004	FLYERS	1	at	Tampa Bay	2	L
April 22, 2008	FLYERS	3	at	Washington	2	W(OT)
May 14, 2010	FLYERS	4	at	Boston	3	W
April 26, 2011	Buffalo	2	at	FLYERS	5	W
April 30, 2014	FLYERS	1	at	NY Rangers	2	L
Sept. 2, 2020*	NY Islanders	4	at	FLYERS	0	L

* Flyers were home team for game played in 2020 Eastern Conference bubble at TOR

FLYERS BEST-OF-SEVEN PLAYOFF SERIES RECORDS

	Game 1	Game 2	Game 3	Game 4	Game 5	Game 6	Game 7
Record in:	33-40	40-33	35-38	36-37	37-27	22-20	9-8

	Game 1	Game 2	Game 3	Game 4	Game 5	Game 6	Next Round
Series Record When Winning:	24-9	30-10	25-10	25-11	27-10	16-6	
Series Record When Losing:	15-25	9-24	14-24	14-23	9-18	6-14	

	Leading 1-0	Trailing 0-1					
Flyers Game 2 Record When:	18-15	22-18					
Flyers Series Record When:	24-9	15-25					
	Leading 2-0	Trailing 0-2	Tied 1-1				
Flyers Game 3 Record When:	10-8	9-9	16-21				
Flyers Series Record When:	18-0	3-15	18-19				
	Leading 3-0	Leading 2-1	Trailing 0-3	Trailing 1-2			
Flyers Game 4 Record When:	3-7	16-8	3-6	14-16			
Flyers Series Record When:	10-0	21-3	1-8	7-23			
	Leading 3-1	Trailing 3-1	Tied 2-2				
Flyers Game 5 Record When:	14-9	11-8	12-10				
Flyers Series Record When:	21-2	1-18	14-8				
	Leading 3-2	Trailing 3-2					
Flyers Game 6 Record When:	13-8	9-12					
Flyers Series Record When:	19-2	3-18					

Flyers Record when facing elimination:* 34-38

*Includes best-of-three and best-of-five series

*After winning Game 7, the Flyers have won the following series six times (6-3)



PLAYOFF OVERTIME RESULTS

GOAL SCORER	DATE	SCORE	OPPONENT	TIME	RECORD
Larry Keenan	Apr. 10, 1968	2-3	@ St. Louis	24:10	0-1
Don Blackburn	Apr. 16, 1968	2-1	@ St. Louis	31:18	1-1
Gary Dornhoefer	Apr. 10, 1973	3-2	vs. Minnesota	8:35	2-1
Rick MacLeish	Apr. 14, 1973	5-4	@ Montreal	2:56	3-1
Larry Robinson	Apr. 16, 1973	3-4	@ Montreal	6:45	3-2
Dave Schultz	Apr. 14, 1974	4-3	@ Atlanta	5:40	4-2
Rod Gilbert	Apr. 28, 1974	1-2	@ NY Rangers	4:20	4-3
Bobby Clarke	May 9, 1974	3-2	@ Boston	12:01	5-3
Andre Dupont	Apr. 19, 1975	4-3	@ Toronto	1:45	6-3
Bobby Clarke	May 1, 1975	5-4	vs. NY Islanders	2:56	7-3
Jude Drouin	May 7, 1975	3-4	@ NY Islanders	1:53	7-4
Rene Robert	May 20, 1975	4-5	@ Buffalo	18:29	7-5
Reggie Leach	Apr. 29, 1976	2-1	vs. Boston	13:38	8-5
Rick MacLeish	Apr. 15, 1977	4-3	@ Toronto	2:55	9-5
Reggie Leach	Apr. 17, 1977	6-5	@ Toronto	19:10	10-5
Rick Middleton	Apr. 24, 1977	3-4	vs. Boston	2:57	10-6
Terry O'Reilly	Apr. 26, 1977	4-5	vs. Boston	30:07	10-7
Mel Bridgman	Apr. 11, 1978	3-2	vs. Colorado	0:23	11-7
Rick Middleton	May 2, 1978	2-3	@ Boston	1:43	11-8
Ken Linseman	Apr. 16, 1979	3-2	vs. NY Rangers	10:44	12-8
Bobby Clarke	Apr. 8, 1980	4-3	vs. Edmonton	8:06	13-8
Ken Linseman	Apr. 11, 1980	3-2	@ Edmonton	23:56	14-8
Denis Potvin	May 13, 1980	3-4	vs. NY Islanders	4:07	14-9
Bobby Nystrom	May 24, 1980	4-5	@ NY Islanders	7:11	14-10
Dale Hunter	Apr. 12, 1981	3-4	@ Quebec	0:37	14-11
Mark Howe	Apr. 10, 1985	5-4	vs. NY Rangers	8:01	15-11
Peter Statsny	May 5, 1985	1-2	@ Quebec	6:20	15-12
Ilkka Sinisalo	May 4, 1987	4-3	vs. Montreal	9:11	16-12
Jari Kurri	May 20, 1987	2-3	@ Edmonton	6:50	16-13
Murray Craven	Apr. 10, 1988	5-4	vs. Washington	1:18	17-13
Dale Hunter	Apr. 16, 1988	4-5	@ Washington	5:57	17-14
Kelly Miller	Apr. 8, 1989	3-4	vs. Washington	0:51	17-15
Phil Bourque	Apr. 21, 1989	3-4	vs. Pittsburgh	12:08	17-16
Dave Poulin	May 9, 1989	2-1	@ Montreal	5:02	18-16
Karl Dykhuis	May 7, 1995	4-3	vs. Buffalo	10:06	19-16
Eric Desjardins	May 21, 1995	5-4	vs. NY Rangers	7:03	20-16
Kevin Haller	May 22, 1995	4-3	vs. NY Rangers	0:25	21-16
Eric Lindros	June 7, 1995	3-2	@ New Jersey	4:19	22-16
Brian Bellows	Apr. 18, 1996	1-2	vs. Tampa Bay	9:05	22-17
Alexander Selivanov	Apr. 21, 1996	4-5	@ Tampa Bay	2:04	22-18
Dave Lowry	May 9, 1996	3-4	@ Florida	4:06	22-19
Mike Hough	May 12, 1996	1-2	vs. Florida	28:05	22-20
Ed Ronan	May 9, 1997	4-5	vs. Buffalo	6:24	22-21
Michal Grosek	May 1, 1998	2-3	vs. Buffalo	5:40	22-22
Yanic Perreault	Apr. 30, 1999	1-2	@ Toronto	11:51	22-23
Stu Barnes	Apr. 18, 2000	2-3	@ Buffalo	4:42	22-24
Andy Delmore	May 2, 2000	4-3	@ Pittsburgh	11:01	23-24
Keith Primeau	May 4, 2000	2-1	@ Pittsburgh	92:01	24-24
Jay McKee	Apr. 14, 2001	3-4	vs. Buffalo	18:02	24-25
Curtis Brown	Apr. 17, 2001	3-4	@ Buffalo	6:13	24-26
Ruslan Fedotenko	Apr. 17, 2002	1-0	vs. Ottawa	7:47	25-26
Martin Havlat	Apr. 26, 2002	1-2	vs. Ottawa	7:33	25-27
Tomas Kaberle	Apr. 14, 2003	3-4	@ Toronto	27:20	25-28
Mark Recchi	Apr. 16, 2003	3-2	@ Toronto	53:54	26-28
Travis Green	Apr. 21, 2003	1-2	@ Toronto	30:51	26-29
Wade Redden	Apr. 29, 2003	2-3	vs. Ottawa	6:43	26-30
Jeremy Roenick	May 4, 2004	3-2	@ Toronto	7:39	27-30
Simon Gagne	May 20, 2004	5-4	vs. Tampa Bay	18:18	28-30
Daniel Briere	Apr. 22, 2006	2-3	@ Buffalo	27:31	28-31
Mike Knuble	Apr. 17, 2008	4-3	vs. Washington	26:40	29-31
Joffrey Lupul	Apr. 22, 2008	3-2	@ Washington	6:06	30-31
Tom Kostopoulus	Apr. 24, 2008	3-4	@ Montreal	0:48	30-32
Bill Guerin	Apr. 17, 2009	2-3	@ Pittsburgh	18:29	30-33
Dan Carcillo	Apr. 18, 2010	3-2	vs. New Jersey	3:35	31-33
Marc Savard	May 1, 2010	4-5	@ Boston	13:52	31-34
Simon Gagne	May 7, 2010	5-4	vs. Boston	14:40	32-34
Claude Giroux	June 2, 2010	4-3	vs. Chicago	5:59	33-34
Patrick Kane	June 9, 2010	4-3	vs. Chicago	4:06	33-35
Tyler Ennis	April 22, 2011	3-4	vs. Buffalo	5:31	33-36
Ville Leino	April 24, 2011	5-4	@ Buffalo	4:43	34-36
David Krejci	May 2, 2011	2-3	vs. Boston	14:00	34-37
Jakub Voracek	April 11, 2012	4-3	@ Pittsburgh	2:23	35-37
Daniel Briere	April 29, 2012	4-3	vs. New Jersey	4:36	36-37
Alexei Ponikarovsky	May 3, 2012	4-3	at New Jersey	17:21	36-38
Phil Myers	Aug 26, 2020	4-3	vs. NY Islanders	2:41	37-38
Scott Laughton	Sept. 1, 2020	4-3	vs. NY Islanders	12:20	38-38
Ivan Provorov	Sept. 3, 2020	5-4	@ NY Islanders	35:03	39-38

Longest OT game:

Home: 30:07, April 26, 1977, Boston 5-FLYERS 4 - Goal scored by Terry O'Reilly
 Away: 92:01, May 4, 2000, FLYERS 2-Pittsburgh 1 - Goal scored by Keith Primeau

Shortest OT game:

Home: 0:23, April 11, 1978, FLYERS 3-Colorado 2 - Goal scored by Mel Bridgman
 Away: 0:37, April 12, 1981, Quebec 4-FLYERS 3 - Goal scored by Dale Hunter

FLYERS PLAYOFF HAT TRICKS

YEAR	PLAYER	DATE	SCORE	GOALTENDER(S)
1967-68	R. Paiement	April 13	St. Louis 1 at FLYERS 6	G. Hall
1973-74	R. MacLeish (a)	April 11	Atlanta 1 at FLYERS 5	P. Myre
1974-75	R. MacLeish	April 13	Toronto 3 at FLYERS 6	G. McRae
	R. MacLeish	May 13	NY Islanders 1 at FLYERS 4	G. Reach
1975-76	D. Saleski	April 20	Toronto 1 at FLYERS 7	W. Thomas
	R. Leach(b)	May 6	Boston 3 at FLYERS 6	G. Gilbert
1979-80	B. Barber(c)	May 4	FLYERS 5 at Minnesota 3	G. Meloche
	P. Holmgren	May 15	NY Islanders 3 at FLYERS 8	B. Smith(2),G. Resch
1980-81	B. Barber	April 9	Quebec 5 at FLYERS 8	D. Bouchard
	B. Propp(a)	April 22	Calgary 4 at FLYERS 9	P. Riggan
1984-85	T. Kerr(a,c)	April 13	FLYERS 6 at NY Rangers 5	G. Hanlon
	B. Propp(a)	April 21	NY Islanders at FLYERS 5	B. Smith
1985-86	P. Zezel	April 14	FLYERS 7 at NY Rangers 1	J. Vanbiesbrouck
1986-87	T. Kerr	April 20	NY Islanders 2 at FLYERS 4	K. Hruday
	P. Eklund	May 10	FLYERS 6 at Montreal 3	B. Hayward(1), P. Roy (2)
1988-89	T. Kerr(a)	April 19	FLYERS 4 at Pittsburgh 2	T. Barrasso
1994-95	J. LeClair	May 21	NY Rangers 4 at FLYERS 5 (OT)	M. Richter
1996-97	E. Lindros	May 20	FLYERS 6 at NY Rangers 3	M. Richter (2), ENG(1)
1999-00	A. Delmore	May 7	Pittsburgh 3 at FLYERS 6	R. Tugnutt (2),P. Skudra (1)
2003-04	K. Primeau	May 2	Toronto 2 at FLYERS 7	E. Belfour (2),T. Kidd (1)
2011-12	S. Couturier (a)	April 13	FLYERS 8 at Pittsburgh 5	M. Fleury
	C. Giroux	April 13	FLYERS 8 at Pittsburgh 5	M. Fleury
2013-14	W. Simmonds	April 29	NY Rangers 2 at FLYERS 5	H. Lundqvist
2017-18	S. Couturier	April 22	Pittsburgh 8 at FLYERS 5	M. Murray

(a) Natural Hat Trick, (b) Five Goals, (c) Four Goals

FLYERS PLAYOFF HAT TRICKS AGAINST

YEAR	PLAYER	DATE	SCORE	GOALTENDER(S)
1970-71	J. Pappin	April 11	Chicago 6 at FLYERS 2	B. Gamble
1975-76	D. Sittler(a)	April 22	FLYERS 5 at Toronto 8	B. Parent
1976-77	L. McDonald(b)	April 17	FLYERS 6 at Toronto 5 (OT)	W. Stephenson
1979-80	R. Duguay	April 20	FLYERS 2 at NY Rangers 4	P. Peters
1984-85	W. Gretzky	May 25	FLYERS 3 at Edmonton 4	P. Lindbergh
1988-89	M. Lemieux(a)	April 25	FLYERS 7 at Pittsburgh 10	R. Hextall(4), ENG(1)
1994-95	B. Leetch	May 22	NY Rangers 3 at FLYERS 4 (OT)	R. Hextall
1996-97	W. Gretzky	May 18	NY Rangers 5 at FLYERS 4	G. Snow
2002-03	A. Mogilny	April 9	Toronto 5 at FLYERS 3	R. Cechmanek(2), ENG(1)
2005-06	J.P. Dumont	April 24	FLYERS 2 at Buffalo 8	R. Esche(2), A. Niittymaki(1)
	J. Pominville	April 24	FLYERS 2 at Buffalo 8	R. Esche(1), A. Niittymaki(2)
2011-12	J. Staal	April 18	Pittsburgh 10 at FLYERS 3	I. Bryzgalov(1), S. Bobrovsky(2)
2017-18	S. Crosby	April 11	FLYERS 0 at Pittsburgh 7	P. Mrazek(2), B. Elliott (1)
	J. Guentzel (b)	April 22	Pittsburgh 8 at FLYERS 5	M. Neuvirth

(a) Natural Hat Trick, (b) Five Goals, (c) Four Goals



PLAYOFF PENALTY SHOTS

FLYERS PLAYOFF PENALTY SHOTS

PLAYER	DATE	OPPONENT	H/A	GOALTENDER(S)	RESULT
Bill Barber	May 7, 1975	NY Islanders	Away	Glenn Resch	No Goal
Ron Sutter	May 28, 1985	Edmonton	Away	Grant Fuhr	No Goal
Dave Poulin	May 30, 1985	Edmonton	Away	Grant Fuhr	No Goal
Eric Lindros	May 11, 1997	Buffalo	Away	Steve Shields	Goal
Eric Desjardins	April 16, 2000	Buffalo	Away	Dominik Hasek	No Goal
Mark Recchi	April 11, 2001	Buffalo	Home	Dominik Hasek	No Goal
Michael Richards	April 15, 2008	Washington	Home	Cristobal Huet	Goal
Ville Leino	May 12, 2010	Boston	Home	Tuukka Rask	No Goal

PLAYOFF PENALTY SHOTS VS. FLYERS

PLAYER	DATE	OPPONENT	H/A	GOALTENDER	RESULT
Mats Sundin	April 22, 1999	Toronto	Away	John Vanbiesbrouck	No Goal
Robert Reichel	April 21, 2003	Toronto	Away	Roman Cechmanek	No Goal
Derek Roy	April 28, 2006	Buffalo	Home	Robert Esche	No Goal
Andrei Kostitsyn	April 24, 2008	Montreal	Away	Martin Biron	No Goal

PLAYOFF SHUTOUTS

FOR				
YEAR	DATE	OPPONENT	SCORE	GOALIE
1973	April 8	Minnesota	3-0	Favell
1974	April 20	NY RANGERS	4-0	Parent
	May 19	BOSTON	1-0	Parent
	April 15	TORONTO	3-0	Parent
1975	April 17	Toronto	2-0	Parent
	April 29	NY ISLANDERS	4-0	Stephenson
	May 4	NY Islanders	1-0	Parent
1977	May 27	Buffalo	2-0	Parent
	April 19	TORONTO	2-0	Stephenson
1980	April 19	NY Rangers	3-0	Peeters
	May 1	MINNESOTA	7-0	Myre
1981	April 16	Calgary	4-0	St. Croix
1985	April 18	NY ISLANDERS	3-0	Lindbergh
	April 28	NY ISLANDERS	1-0	Lindbergh
	May 16	QUEBEC	3-0	Lindbergh
1987	April 11	NY RANGERS	3-0	Hextall
	April 16	NY RANGERS	5-0	Hextall
1999	April 22	Toronto	3-0	Vanbiesbrouck
2000	April 16	Buffalo	2-0	Boucher
2002	April 17	OTTAWA	1-0 (OT)	Cechmanek
2003	April 27	Ottawa	2-0	Cechmanek
	May 1	OTTAWA	1-0	Cechmanek
2004	April 14	New Jersey	3-0	Esche
2008	April 13	Washington	2-0	Biron
2009	April 23	Pittsburgh	3-0	Biron
2010	April 22	New Jersey	3-0	Boucher
	May 10	Boston	4-0	Boucher/Leighton
	May 16	MONTREAL	6-0	Leighton
	May 18	MONTREAL	3-0	Leighton
	May 22	Montreal	3-0	Leighton
2016	April 22	Washington	2-0	Neuvirth
2020	Aug. 16	Montreal	1-0	Hart
	Aug. 18	Montreal	2-0	Hart

AGAINST				
YEAR	DATE	OPPONENT	SCORE	GOALIE
1968	April 4	ST. LOUIS	1-0	Hall
1969	April 3	St. Louis	5-0	Plante
	April 5	ST. LOUIS	3-0	Plante
1973	April 4	MINNESOTA	3-0	Maniago
	April 7	Minnesota	5-0	Maniago
1977	May 1	Boston	3-0	Cheevers
1979	April 22	NY Rangers	6-0	Oavidson
1981	April 11	Quebec	2-0	Bouchard
1987	April 8	NY RANGERS	3-0	Vanbiesbrouck
1989	May 3	Montreal	3-0	Roy
	May 7	MONTREAL	3-0	Roy
1996	May 2	FLORIDA	2-0	Vanbiesbrouck
1999	May 2	TORONTO	1-0	Joseph
2000	April 27	PITTSBURGH	2-0	Tugnutt
2001	April 21	Buffalo	8-0	Hasek
2002	April 20	OTTAWA	3-0	Lalime
	April 22	Ottawa	3-0	Lalime
	April 24	Ottawa	3-0	Lalime
2006	April 30	Buffalo	3-0	Miller
2008	May 18	Pittsburgh	6-0	Fleury
2011	April 14	BUFFALO	1-0	Miller
	April 20	Buffalo	1-0	Miller
2016	April 14	Washington	2-0	Holtby
	April 24	WASHINGTON	1-0	Holtby
2018	April 11	Pittsburgh	7-0	Murray
	April 18	PITTSBURGH	5-0	Murray
2020	Aug. 14	MONTREAL	5-0	Price
	Aug. 24	NY ISLANDERS	4-0	Varlamov
	Sept. 5	NY ISLANDERS	4-0	Greiss

HOME GAMES IN CAPS



TEAM
MEDIA



MEDIA POLICIES AND PROCEDURES

ACCESS: The Philadelphia Flyers organization and Hockey Communications department strive to make its players, coaches, management, and other personnel available in a timely and responsible fashion to all accredited members of the media.

PHILADELPHIAFLYERS.COM/PRESSBOX: The Philadelphia Flyers media website philadelphiaflyers.com/pressbox provides media access to the latest team news including press releases, game notes, multimedia and game day statistics, along with publications and other media information.

WELLS FARGO CENTER WI-FI INFORMATION

Wireless access is available throughout Wells Fargo Center by connecting to **xfinitywifi** network.

Ethernet cords are also available to media in the press box.

FLYERS TRAINING CENTER WI-FI INFORMATION

Wireless access is available throughout the Flyers Training Center by connecting to **CS Guest** network.

Please enter **w3l.com3!** for the password when instructed.

SINGLE-GAME CREDENTIALS: Single-game credentials must be submitted via the link at philadelphiaflyers.com/pressbox by clicking the "Request Credentials" tab at least 24 hours prior to each game time. Please email **Allie Samuelsson** for any credential requests and/or questions. Media credentials are not transferable and may be revoked for noncompliance or for violation of the NHL Media Access Policy.

ACCREDITATION: Once approved for full season and/or single-game credentials, media are only allowed to cover the Philadelphia Flyers for their approved affiliation. Submitting work gathered from access to games, practices, community events, etc. to any other outlet from which has not been approved or previously agreed upon by the Flyers Hockey Communications department may result in a revoked credential.

MEDIA ENTRANCE: Once approved, single-game credentials may be picked up beginning **three hours before game time** at the media entrance located at the Northeast 11th Street Security Entrance (corner that faces Xfinity Live & Lincoln Financial Field). Due to limited press box seating, approved credential requests will be seated on an as-available basis. Those persons holding full-season Flyers or NHL Team Management credentials **MUST** enter through the Northeast 11th Street Security Entrance.

GENE HART PRESS BOX: The Gene Hart Press Box is located on the East side of the Balcony Level of Wells Fargo Center. The media elevators to the press box are located off to the right after entering through the media entrance. A map of the Gene Hart Press Box seating arrangements will be on display in the lower press dining room and outside of the elevators on the Press Box level. All seats will be marked by a number that can be found on the seating chart with the media member's name and/or outlet on it. Credentials must be displayed at all times. There will be **NO PAPER** game notes or stats sheets provided. Please visit philadelphiaflyers.com/pressbox for updated game day materials. Line sheets will be provided.

***PRACTICE AT FLYERS TRAINING CENTER ACCESS:** Select Flyers players will be available in-person to accredited media members upon completion of practice in the Flyers locker room located on the east side of the first floor. Head Coach **John Tortorella** will be available in-person either prior to or upon completion of practice in the press conference room located on the north side of the second floor. Please contact **Joe Siville** or **Megan Kogut** if you have specific interview requests or questions. **CELL PHONES ARE FOR AUDIO ONLY INSIDE THE FLYERS LOCKER ROOM – NO VIDEO OR STILL PHOTOGRAPHY ALLOWED.**

DAY-OF-GAME INTERVIEWS: After completion of morning skate at the Flyers Training Center in Voorhees, N.J., which typically begins at approximately 10:30 a.m. (for a 7 p.m. start), is the best time to interview players and coaches on a game day. The Flyers typically make Head Coach **John Tortorella** available to media first in the press conference room followed by players in the Flyers locker room. Interviews that need advance preparation or special accommodation by a Flyers player or staff member, such as live television and radio interviews should be made by contacting the Flyers Hockey Communications department no later than 9 a.m. on the day of the game.

POST-GAME INTERVIEWS: Approximately five minutes following the conclusion of each NHL game, the Flyers will make a representative number of players available in the Flyers locker room at Wells Fargo Center and Head Coach **John Tortorella** will be available in the press conference room near the Zamboni ice tunnel at Wells Fargo Center. Typically, Head Coach **John Tortorella** will speak following player availability for home and road games.

CELL PHONES ARE FOR AUDIO ONLY INSIDE THE FLYERS LOCKER ROOM – NO VIDEO OR STILL PHOTOGRAPHY ALLOWED.

PHOTOGRAPHERS: Only photographers on assignment will be allowed access to designated photography locations at rink level and concourse positions. Wells Fargo Center spaces are accessible to local dailies and wire service photographers. Two photography positions are reserved for Flyers team photographers. Additional photography positions are determined on a first-come, first-served basis and positions will be assigned by team photographer, Len Redkoles. In all cases, photographers should check in with Len Redkoles before the start of warm-ups. It is not possible to accommodate freelance photographers.

PRESS DINING ROOM: Media possessing season credentials or those granted single-game credentials are invited to have a meal before each game in the press dining room, located on the event level. The Philadelphia Flyers charge media \$15 to eat in the press dining room. The room opens three hours before game time and closes at puck drop. Dining room usage is limited to those presenting valid Flyers credentials or NHL Team Management passes. It is impossible to accommodate family members, friends, guests, or others. Any abuse of dining room privileges may cause forfeiture of a media pass. Refreshments are also available in the press box during the game.

TELEVISION COVERAGE: All television stations are prohibited by the National Hockey League from shooting and distributing game footage of any contest that is being broadcast from Wells Fargo Center by the Philadelphia Flyers, the visiting team or network television. Requests for special features and the like should be directed to the Flyers Hockey Communications department. Television stations are prohibited from doing live shots with the Wells Fargo Center ice in the background from 90 minutes prior to puck drop until 30 minutes after the completion of a game due to the exclusive rights holder broadcast window.

MEDIA PARKING AT WELLS FARGO CENTER: Media parking is available for each home game at Wells Fargo Center. Please contact **Allie Samuelsson** at least 24 hours prior to game time to be added to the game day parking list. All media must park in H-Lot, located on the north side of the building that faces Xfinity Live.



JOE SIVILLE

VICE PRESIDENT, HOCKEY COMMUNICATIONS

Joe Siville is in his 17th season with the organization, joining the Flyers Communications staff in July of 2007 as Coordinator of Media Services and Publications. He has served in additional positions during his tenure before being promoted to his current role as Vice President in June of 2023.

Since joining the Flyers, he has been a member of the Communications team that has been a finalist for the PHWA's Dick Dillman Award as top Public Relations staff on 12 occasions since 2007-08. The team won the award on four occasions: 2011-12, 2014-15, 2017-18 and 2021-22.

Prior to joining the Flyers, he was the Manager of Communications for the American Hockey League in Springfield, Mass., and spent two seasons as the Assistant Director of Communications for the ECHL in Princeton, NJ for two seasons (2004-05 & 2005-06).

A native of Cinnaminson, NJ, Siville holds a Bachelor of Arts degree in both Journalism and History from Rutgers, The State University of New Jersey, in New Brunswick, NJ. He and his wife, Jenna, currently reside in Pennsylvania with their two children.



MEGAN KOGUT

MANAGER, HOCKEY COMMUNICATIONS

Megan Kogut is in her second season with the Flyers as Manager, Hockey Communications. Her responsibilities include serving as the team contact for road games and NHL events, fulfilling interview and content requests, compiling game notes and distributing press releases and team transactions. She also creates, writes and updates the team's seasonal publications.

Prior to joining the Flyers, Kogut spent 10 seasons with the Minnesota Wild where she served as the primary contact for home games fulfilling credential requests and press box set up. She also maintained statistical resources and created and

distributed weekly releases such as the team's prospect report. She was a part of the Wild's communications team to win the PHWA's Dick Dillman Award four times: 2016-17, 2019-20, 2020-21 and 2021-22.

Kogut began her career in baseball as a communications intern with the Minnesota Twins (2012) and a public relations intern with the Buffalo Bisons (2010).

The San Antonio, Tex. native, grew up in Eagan, Minn., and received her bachelor's degree in communications studies with a concentration in public relations from James Madison University.



ALLIE SAMUELSSON

COORDINATOR, HOCKEY COMMUNICATIONS

Alexandra Samuelsson is in her seventh season with the Flyers after being named Hockey Communications Coordinator ahead of the 2023-24 season.

Samuelsson joined the Philadelphia Flyers as an intern with the PR department for the 2015-16 season. Samuelsson began her professional career as the post-graduate assistant in 2017 and was promoted to Game Operations Coordinator in 2019. During her tenure with the organization, she was a key member of the Flyers Communications team that was awarded the PHWA's Dick Dillman Award for top Public Relations staff following both the 2017-18 and 2021-22 seasons.

Samuelsson graduated from The College of New Jersey in 2017 with a bachelor's degree in communication studies with a specialization in public and mass communication and sociology.



TELEVISION BROADCASTERS



JIM JACKSON

TELEVISION PLAY-BY-PLAY ANNOUNCER

Jim Jackson has spent 30 years as a Flyers broadcaster, the last 28 of which have been as the club's television play-by-play announcer. He joined the Flyers in 1993 as the club's radio broadcaster and served in that role for two seasons (1993-94 & 1994-95) before moving over to the TV side.

Jackson came to the Flyers after spending six years doing play-by-play for the Utica Devils during that team's first stint as the New Jersey Devils' American Hockey League affiliate. He also served as sports director for WTLB (AM) Radio in Utica, New York, and was the play-by-play broadcaster for the Utica Blue Sox (New York Penn League, Class "A" Baseball).

In 2004, Jackson wrote the book titled *Walking Together Forever: The Broad Street Bullies, Then and Now*, which chronicled the members of the 1974 and 1975 Flyers Stanley Cup teams and gave an update on their activities at that time.

Jackson is a six-time Mid-Atlantic Emmy Award winner for Sports Play-By-Play/Color Commentary and twice a winner for Best Live Sports Coverage Series. He was selected as the 2011 Pennsylvania Broadcaster of the Year by the National Sportscasters & Sportswriters Association, and in 2019 he received the Bill Campbell Award from the Philadelphia Sports Writers Association for excellence in broadcasting. Jackson also spent 13 years as a member of the broadcast team on the Philadelphia Phillies radio network.

Jackson graduated from Syracuse University in 1985 with a degree in Broadcast Journalism, where he handled the play-by-play duties for the university's football, basketball, and lacrosse teams. He is a native of Utica and currently resides in Gloucester Township, New Jersey.



BRIAN BOUCHER

TELEVISION ANALYST

Brian Boucher joined the Flyers' television crew as its full-time color analyst in 2023 after serving in the role on a fill-in basis for several years. He is also a national television analyst for TNT's coverage of the NHL.

Boucher began his broadcast career as an analyst for NBC Sports Philadelphia's Flyers coverage in 2013. He became a national studio and inside-the-glass analyst for NBC Sports in 2015, where he covered NHL regular season and playoff games, including the Stanley Cup Final, and contributed to NBC Olympics' coverage of the 2018 and 2022 Winter Games. He covered the NHL for ESPN from 2021-23 before joining TNT this past summer.

A first-round selection of the Flyers in the 1995 NHL Entry Draft, Boucher spent a total of nine seasons in the Flyers organization. He helped the Philadelphia Phantoms win a Calder Cup in 1998 and then reached the NHL two years later, going 20-10-3 with a 1.90 GAA over 35 games to help the Flyers reach the 2000 Conference Finals. Boucher spent parts of six seasons with the Flyers in three separate stops, appearing in 174 regular-season games. He played 42 games for the club across five postseasons, including the team's run to the 2010 Stanley Cup Final.

Overall, Boucher played in more than 300 NHL games for seven teams. He holds the league's all-time record for longest shutout streak (332:01), which he set with Phoenix during the 2003-04 season.

A native of Woonsocket, Rhode Island, Boucher resides in New Jersey.



TIM SAUNDERS

RADIO PLAY-BY-PLAY ANNOUNCER

Tim Saunders joined the Flyers as their radio play-by-play announcer in 1997. Saunders has been behind the mic for more than a quarter-century of Flyers history, including the 2010 Stanley Cup Final, three other Conference Finals, 17 total playoff appearances, five outdoor games, and the franchise's first-ever games played in Europe. He also served as the television play-by-play announcer for the Philadelphia Phantoms for eight seasons.

Saunders came to Philadelphia after spending two seasons as the play-by-play broadcaster and the Director of Broadcasting for the Cleveland Lumberjacks of the International Hockey League. In that role, Saunders was responsible for all facets of the team's radio and television involvement, including the simulcasts of the Lumberjacks' 20-game television package on Fox Sports Pittsburgh and SportsChannel of Ohio.

A native of Grosse Pointe, Michigan, Saunders began his hockey career as the cable television voice of the Muskegon Fury of the Colonial Hockey League in 1992-93. He then spent two seasons as a broadcaster for the Tulsa Oilers of the Central Hockey League (1993-94 & 1994-95) before moving to Cleveland. Prior to his hockey work, Saunders was the sports director at WOOD Radio in Grand Rapids, Michigan for 10 years.

Tim resides in Somerdale, New Jersey.



TODD FEDORUK

RADIO ANALYST

Todd Fedoruk joined the Flyers broadcast crew as the radio analyst in 2023. He previously served as the color analyst for Lehigh Valley Phantoms television broadcasts.

A seventh-round selection of the Flyers in the 1997 NHL Entry Draft, Fedoruk appeared in 268 games for the club over parts of five seasons (2000-04, 2006-07), during which time he registered 39 points (13G, 26A) and 575 penalty minutes.

The Alberta native also recorded 23 points (5G, 18A) in 84 career contests with the Philadelphia Phantoms (1999-02, 2003-05) and was a member of the Phantoms' 2005 Calder Cup Championship team.

Fedoruk appeared in a total of 545 NHL games with the Flyers, Anaheim, Dallas, Minnesota, Arizona and Tampa Bay from 2000 through 2010. His career numbers included 32 goals and 65 assists for 97 points, along with 1,050 penalty minutes.



BRIAN SMITH


DIRECTOR, BROADCASTING & CONTENT

Brian Smith is in his 15th season with the Flyers and 20th with Comcast Spectacor. He is part of the Flyers' radio pregame and postgame shows and oversees the team's online radio channel, Flyers Radio 24/7, while contributing to the team's online content offerings. He is also the television play-by-play announcer for the Philadelphia Wings, Comcast Spectacor's National Lacrosse League franchise.

Smith joined Comcast Spectacor in 2004 as a member of the Philadelphia 76ers' PR/New Media department, and then spent four years handling various PR and broadcast duties for the Philadelphia Phantoms. He was promoted to the Flyers in 2009 and spent 13 years as a member of the team's communications staff, during which time the department won four Dick Dillman Awards as the top department in the NHL's Eastern Conference. In 2010, Smith added management responsibilities for the Flyers Radio Network, and over the years helped add podcasts, streaming radio and other online content to the team's broadcast programming. He shifted full-time into his current broadcast and content role in 2022.

A native of Wilmington, DE, Smith began his career in the United Hockey League in 2000 where he spent three seasons handling radio play-by-play and PR duties first for the Kalamazoo Wings and then the Flint Generals. He has also previously worked in news and talk radio at WDEL in Wilmington, WTOP in Washington, DC, and as a freelance sportswriter for the Wilmington News Journal.

Smith is a 2000 graduate of the University of Delaware, where he is a member of the Hall of Fame at campus radio station WVUD. He resides in Wilmington.



JASON MYRTETUS

PREGAME/POSTGAME & PODCAST HOST

Jason Myrtetus has been a member of the Flyers' broadcast team since 2009. He currently is part of the team's pregame and postgame coverage and is the host of Flyers Daily, one of the nation's top-ranked hockey podcasts.

Myrtetus has worked in local radio for three decades, including stops at WYSP, WIP and the Flyers' current radio flagship, 97.5 The Fanatic. A goaltender in his younger years, Myrtetus has spent several years as a youth hockey coach in the Philadelphia area.



CHRIS THERIEN

PREGAME & POSTGAME ANALYST

Chris Therien re-joined the Flyers broadcast team in 2023. He previously served as the team's radio color analyst from 2006-2014 and as an in-game and studio analyst for NBC Sports Philadelphia from 2014 to 2020. Alongside play-by-play announcer Tim Saunders, Therien called several memorable moments for the club including the 2010 Stanley Cup Final run, outdoor games at Fenway Park and Citizens Bank Park, and the 2012 Eastern Conference Quarterfinals vs. Pittsburgh.

Therien was drafted by the Flyers in the third round of the 1990 NHL Entry Draft and joined the team in 1994 after parts of two seasons with the team's then-AHL affiliate in Hershey. He spent almost the entire next 11 seasons with the club before retiring following the 2005-06 season.

Therien is the Flyers' all-time leader in games played by a defenseman at 753, which ranks him fifth overall on the team's all-time list. He recorded 29 goals and 130 assists for 159 points and had a career plus-minus rating of +126. He also played in 99 playoff games for the Flyers, including appearances in the 1997 Stanley Cup Final and the 1995 and 2000 Eastern Conference Finals.



2023-24 NHL OFFICIALS

REFEREES

NAME	NUMBER
Beach, Cody*	45
Blandina, Brandon	39
Brenk, Jake	26
Charron, Francis	6
Chmielewski, Tom	18
Dunning, Mitch	20
Dwyer, Gord	19
Furlatt, Eric	27
Halkidis, Beaudry*	48
Hamilton, Graedy*	41
Hanson, Trevor	14
Hebert, Ghislain	22
Hebert, Jean	15
Hiff, Stephen*	46
Kea, Justin*	44
Kozari, Steve	40
Lambert, Pierre	37
L'Ecuyer, Frederick	17
Lee, Chris	28
Luxmore, Thomas John	21
MacDougall, Peter	38
MacPhee, Morgan*	43
Markovic, Michael	31
McCauley, Wes	4
McIsaac, Jon	2
Nicholson, Kendrick	30
O'Rourke, Dan	9
Pochmara, Brian	16
Pollock, Kevin	33
Rank, Garrett	7
Rehman, Kyle	10
Rooney, Chris	5
Samuels-Thomas, Jordan*	42
Sandlak, Carter	29
Schlenker, Chris	3
Schrader, Brandon	34
Skilliter, Graham	24
South, Furman	13
St-Laurent, Francois	8
St. Pierre, Justin	12
Sullivan, Michael*	47
Sutherland, Kelly	11
Syvret, Corey	23

LINESMEN

NAME	NUMBER
Alphonso, Shandor	52
Apperson, Caleb	77
Baker, Tyson	88
Barton, Steve	59
Berg, Devin	87
Brisebois, David	96
Cherrey, Scott	50
Cormier, Michel	76
Daisy, Ryan	81
Deschamps, Jonathan	80
Flemington, Kyle	55
Fournier, Julien	56
Galloway, Ryan	82
Gawryletz, Brandon	64
Gawryletz, Travis	67
Gibbons, Ryan	58
Grillo, Brandon*	75
Hughes, Tommy	65
Hunt, Mitchell*	62
Jackson, Ryan*	84
Johnson, Justin*	57
Kelly, Dan	98
Knorr, Trent	74
Kovachik, Brad	71
MacPherson, Matt	83
Mahon, Joseph*	89
Marquis, Jesse	86
McNamara, Kilian	93
Mills, Bevan	53
Murchison, Kiel	79
Murray, CJ	68
Murray, Jonny	95
Nansen, Derek	70
O'Quinn, Ben	91
Pancich, Bryan	94
Shewchyk, Mark	92
Smith, Andrew	51
Suchanek, Libor	60
Tobias, James	61
Toomey, Travis	90

*Minor league official

NHL CRITICAL DATES

OCTOBER

9	Deadline for teams to submit opening-day rosters (5 p.m. ET)
10	Opening night of 2023-24 NHL regular season
10	Vegas Golden Knights raise Stanley Cup banner (vs. Seattle Kraken)
25	Central Scouting Department: Preliminary Players to Watch list released
29	2023 Tim Hortons NHL Heritage Classic™: Calgary Flames vs. Edmonton Oilers (Commonwealth Stadium, Edmonton, Alta.)

NOVEMBER

Hockey Fights Cancer Month

10	Hockey Hall of Fame Game: Calgary Flames at Toronto Maple Leafs
13	Hockey Hall of Fame Induction Celebration (Toronto, Ont.) - Class of 2023 Inductees: Tom Barrasso, Henrik Lundqvist, Caroline Quelette, Pierre Turgeon, Mike Vernon (Player category); Ken Hitchcock, Pierre Lacroix (Builder category).
15	Central Scouting Department: Players to Watch list updated
16	2023 NHL Global Series: Detroit Red Wings vs. Ottawa Senators (Avicii Arena, Stockholm, Swe.)
17	2023 NHL Global Series: Toronto Maple Leafs vs. Detroit Red Wings (Avicii Arena, Stockholm, Swe.)
18	2023 NHL Global Series: Minnesota Wild vs. Ottawa Senators (Avicii Arena, Stockholm, Swe.)
19	2023 NHL Global Series: Toronto Maple Leafs vs. Minnesota Wild (Avicii Arena, Stockholm, Swe.)
24	2023 NHL Thanksgiving Showdown™ doubleheader: Pittsburgh Penguins at Buffalo Sabres and Colorado Avalanche at Minnesota Wild
26	NHL Founders Day (1917)
30-Dec. 1	USHL American Cup: Youngstown vs. Muskegon (Rochester, N.Y.)

DECEMBER

1	Signing deadline for Group 2 free agents (5 p.m. ET)
6	U.S. Hockey Hall of Fame Induction - Class of 2023 Inductees: Brian Burke, Jamie Langenbrunner, Katie King, Brian Murphy and Dustin Brown and Celebration of Lester Patrick - Recipient: TBA (Boston, Mass.)
20-27	Holiday roster freeze in effect: For all players on an NHL active roster, injured reserve, or with non-roster and injured non-roster status as of 11:59 p.m. (local time) Dec. 19, a roster freeze shall apply through 12:01 a.m. (local time) Dec. 28, with respect to waivers, trades and loans, subject to the exceptions provided for in CBA Article 16.5 (d).
23	2023 Stanley Cup Final rematch (Golden Knights at Panthers, FLA Live Arena)
24-26	Holiday break (no scheduled practices - dressing rooms closed)
26-Jan. 5	2024 IIHF World Junior Ice Hockey Championship (Gothenburg, Swe.)

JANUARY

1	2024 Discover NHL Winter Classic®: Golden Knights at Seattle Kraken (T-Mobile Park, Seattle, Wash.)
6-14	IIHF Under-18 Women's World Championship (TBA, Sui.)
12 or 15	NHL Central Scouting Mid-Season Rankings release
15	USA Hockey All-American Prospects Game (USA Hockey Arena, Plymouth, Mich.)
20	Scotiabank Hockey Day in Canada (Host city: Victoria, BC); all seven Canadian NHL teams in action
24	2024 CHL/NHL Top Prospects Game (Avenir Centre, Moncton, N.B.)
25-26	USHL Frosty Cup: Sioux Falls vs. Dubuque (Dallas, Tex.)

FEBRUARY

NHL Celebrates Black Hockey History	
1-3	No scheduled practices - dressing rooms closed
1-4	NHL All-Star Break (no games played)
2	2024 NHL All-Star Skills™ presented by DraftKings Sportsbook (Scotiabank Arena, Toronto, Ont.)
3	2024 Rogers (Canada) / Honda (U.S.) NHL All-Star Game (Scotiabank Arena, Toronto, Ont.)
4-5	2024 AHL All-Star Classic (Tech CU Arena, San Jose, Calif.)
5	NHL Regular Season resumes
17	2024 Navy Federal Credit Union NHL Stadium Series™: Philadelphia Flyers vs. New Jersey Devils (MetLife Stadium, East Rutherford, N.J.)
18	2024 Navy Federal Credit Union NHL Stadium Series™: New York Rangers vs. New York Islanders (MetLife Stadium, East Rutherford, N.J.)
19-25	Hockey Week Across America (USA Hockey); USA Hockey National Try Hockey for Free Day (Feb. 24)

MARCH

NHL Celebrates Women's History	
8	2024 NHL Trade Deadline (3 p.m. ET)

APRIL

NHL Celebrates Green Month	
11-13	NCAA Frozen Four (Xcel Energy Center, St. Paul, Minn.)
4-14	IIHF Women's World Championship (Utica, N.Y.)
Week of 15th	NHL Central Scouting Final Rankings release
18	Last day of 2023-24 NHL Regular Season
TBD	2024 NHL Draft™ Lottery
22	Stanley Cup Playoffs begin
25-May 5	IIHF Under-18 Men's World Championship (Espoo & Vantaa, Fin.)

MAY

NHL Celebrates Asian and Pacific Islander Month	
10-26	IIHF Men's World Championship (Prague & Ostrava, Cze.)
24-June 2	2024 CHL Memorial Cup (Dow Event Center, Saginaw, Mich.)

JUNE

NHL Celebrates PRIDE Month	
2-8	2024 NHL Scouting Combine (LECOM Harborcenter, Buffalo, N.Y.)
15*	Deadline for first club-elected salary arbitration notification (5 p.m. ET) *later of June 15 or 48 hours after the conclusion of the Stanley Cup Final
24	Last possible day for 2024 Stanley Cup Playoffs
TBA	2024 NHL Awards™ (TBD)
TBA	2024 NHL Draft™ (TBD)

JULY

1	Free agency begins (12 p.m. ET)
5	Deadline for player-elected salary arbitration notification (5 p.m. ET)
6	Deadline for second club-elected salary arbitration notification (5 p.m. ET)
20-Aug. 4	Salary arbitration hearings held

AUGUST

6	Deadline for salary arbitration decisions to be rendered
---	--

