

ANAHEIM DUCKS
2015 PLAYOFF MEDIA GUIDE



Staff Directory.....5
Coaching Staff.....8
Player Bios.....12
Opening and Closing Rosters.....38
Player Game-by-Game.....39
Season in Review.....43
Regular Season Statistics.....47
Home/Road Statistics.....48
Statistical Breakdown.....49
Season Highs and Lows.....51
Record Book.....52
Game-by-Game Summaries.....53
Transactions.....56
Game Recaps.....57
Prospect Report.....67
Playoff History.....71
Team Photo.....111



ANAHEIM DUCKS

2014-15 PLAYOFF MEDIA GUIDE

This guide is a summary of the 2014-15 NHL regular season for the Anaheim Ducks Hockey Club. For more information, please contact the Anaheim Ducks communications department.

Alex Gilchrist
Director of Media & Communications
Office: (714) 940-2911
Email: agilchrist@anaheimducks.com

Steve Hoem
Media & Communications Manager
Office: (714) 940-2909
Email: shoem@anaheimducks.com

Keren Lynch
Media & Communications Associate
Office: (714) 940-2890
Email: klynch@anaheimducks.com

Sam Kieckhefer
Media & Communications Intern
Office: (714) 940-2993
Email: skieckhefer@anaheimducks.com

Chief Editor: Steve Hoem

Writers: Alex Gilchrist, Keren Lynch & Sam Kieckhefer

Editorial Assistance: Kyle Shohara & AJ Manderichio

Design & layout: Mariana Koontz, Ruben Segura & Jeff Ipjian

Copyright © 2015

Anaheim Ducks



MISCELLANEOUS

Home Ice Honda Center (opened 1993)
Capacity 17,174
PA Announcer Phil Hulett
Team Colors Black and Gold with
Orange and Silver Accents
Practice Facilities: Anaheim ICE (300 W. Lincoln Ave.)
& Honda Center (2695 E. Katella Ave.)
Founded 1993

Anaheim Ducks Staff

EXECUTIVE MANAGEMENT

Owners..... Henry and Susan Samueli
 Chief Executive Officer Michael Schulman
 Executive Vice President/General Manager Bob Murray
 Executive Vice President/Chief Operating Officer Tim Ryan
 Senior Vice President of Hockey Operations David McNab
 Chief Financial Officer/Vice President of Finance Doug Heller
 Vice President of Human Resources Jay Scott
 Vice President/COO, Anaheim Arena Management Kevin Starkey
 Vice President/Chief Marketing Officer Aaron Teats
 Vice President of Sales/Chief Revenue Officer John Viola
 Administrative Services Manager/Executive Assistant.... Cheryl Gorman
 Executive Assistants Janet Conley, Colleen MacKinnon

COACHING STAFF

Head Coach..... Bruce Boudreau
 Assistant Coach..... Brad Lauer
 Assistant Coach..... Trent Yawney
 Assistant Coach..... Scott Niedermayer
 Goaltending Consultant Dwayne Roloson
 Video Coordinator..... Joe Piscotty

HOCKEY CLUB OPERATIONS

Director of Player Personnel..... Rick Paterson
 Assistant to the General Manager..... Dave Baseggio
 Director of Scouting, Amateur..... Martin Madden
 Director of Player Development Todd Marchant
 Scouting Staff..... Glen Cochrane, Jeff Crisp, Jan-Åke Danielson,
 Casey Hankinson, Konstantin Krylov, Steve Lyons,
 Martin Madden, Sr., Kevin Murray, Jim Pappin, Stephane Pilotte,
 Jim Sandlak, Mike Stapleton
 Manager of Hockey Operations Ryan Lichtenfels
 Hockey Operations Coordinator Chase Flanigan
 Strength & Conditioning Coach Sean Skahan
 Head Athletic Trainer..... Joe Huff
 Assistant Athletic Trainer..... Mike Hannegan
 Massage Therapist James Partida
 Equipment Manager..... Doug Shearer
 Assistant Equipment Manager..... Chris Aldrich
 Equipment Attendant..... Chris Kincaid
 Team Physician..... Dr. Craig Milhouse
 Team Physician..... Dr. Orr Limpisvasti
 Oral Surgeon Dr. Bao-Thy Grant

NORFOLK ADMIRALS (AHL) STAFF

Assistant General Manager Bob Ferguson
 Head Coach..... Jarrod Skalde
 Assistant Coach..... Marty Wilford
 Assistant Coach..... Eric Veilleux
 Goaltending Consultant Sudarshan Maharaj
 Coordinator of Minor League Hockey Operations Jillian Samueli
 Equipment Manager..... Joe Guilmet
 Assistant Equipment Manager..... Matt Brayfield
 Assistant Athletic Trainer..... Ian Burns
 Strength & Conditioning Coordinator..... Mark Cinq-Mars
 Video Coach Brett Ferguson

LEGAL

General Counsel Bernard Schneider
 Assistant General Counsel..... Katie Rodin

BROADCASTING DEPARTMENT

Television, FSN PRIME TICKET John Ahlers, Brian Hayward
 Radio, KLAAM 830 & Anaheim Ducks
 Radio Network Steve Carroll, Dan Wood

Host/Producer Kent French
 Broadcasting Associate Tiffany Spiritosanto
 Postgame Radio Host..... Josh Brewster

COMMUNICATIONS DEPARTMENT

Director of Media & Communications Alex Gilchrist
 Media & Communications Manager..... Steve Hoem
 Media & Communications Associate Keren Lynch
 Communications Intern Sam Kieckhefer

COMMUNITY RELATIONS DEPARTMENT

Director of Community Relations Wendy Arciero
 Community Relations Managers Jesse Bryson, Laura McNary
 Community Relations Coordinator Ashley Forbes

ENTERTAINMENT DEPARTMENT

Director of Production & Entertainment Rich Cooley
 Entertainment Manager..... Davin Maske
 Producer Peter Uvalle
 Associate Producers..... Doug Keiser, Gabe Suarez
 Entertainment/Production Associate..... Sarah Moews
 Digital Content Associate Paul Janicki

FINANCE

Controller Melody Martin
 Financial Analyst Rosanna Sitzman
 Payroll..... Regina Terrana
 Accounting Assistant..... Rob Dumlao
 Accounts Payable Lou Rae Campbell

HUMAN RESOURCES

Director of Human Resources Gina Galasso
 Safety and Health Compliance Manager..... Jeff Trout
 Human Resources Managers Wendy Mulhall, Donna Vass
 Human Resources Specialist Esther Shimizu
 Human Resources Associate Lisa Monson

CORPORATE PARTNERSHIPS

Director of Corporate Partnerships..... Graham Siderius
 Director of Business Development..... Jason Weiss
 Corporate Sales Manager..... Derek Ohta
 Sales Coordinator Zach Johnson

CORPORATE PARTNERSHIP ACTIVATION

Senior Manager, Corporate Partnership Activation Sara Morales
 Manager, Corporate Partnership Activation Terri Awde
 Media Services Associate Randy Bernabe
 Activation Coordinators..... Adam Blue, Christian Young

MARKETING & BRAND MANAGEMENT

Director of Marketing & Brand Management Matt Savant
 Senior Manager of Fan Development & Education..... Joseph Hwang
 Manager, Fan Development & Youth Hockey..... Champ Baginski
 Marketing Manager..... Ryan Spillers
 Senior Graphic Designer Mariana Koontz
 Junior Designers Jeff Ipjian, Ruben Segura
 Fan Development Coordinators Jason Cooper, Ryan Herrman
 Marketing Coordinators..... G.M. Ciallella, Cindy Iwami, Ryan Johnson
 Marketing Intern Kate Hammond

MERCHANDISE – TEAM STORE

Director of Merchandise Jill Bauer
 Retail Store Operations Manager..... Matt Kato
 Assistant Store Operations Manager..... Sandy Cornelisz
 Retail Warehouse Manager..... Andre Moyce

PUBLICATIONS & NEW MEDIA

Director of Publications & New Media Adam Brady

ANAHEIM DUCKS STAFF DIRECTORY

Social Media Producer..... Anthony Manderichio
Publications & New Media Associate..... Kyle Shohara

PREMIUM SALES & SERVICE DEPARTMENT

Director of Premium Sales & Service..... Jim Panetta
Premium Account Executives.....Casey Haakinson, Geoff Matthews,
Timothy Thompson
Premium Services Manager..... Jana Cannavo
Premium Service Coordinator..... Jacquelyn Herkins
Premium Sales and Service Coordinator..... Andrea Berryman

SIGNATURE PROGRAMS & EVENTS

Senior Manager of Signature Programs & Events.....Kris Loomis
Signature Programs & Events Manager.....Jamie Minkler
Signature Programs & Events Intern..... David Schenker

TICKETING DEPARTMENT

Senior Manager of Ticket Operations..... James Bakken
Assistant Ticketing Manager.....Jonas Calicdan
Assistant Manager, Premium Ticketing..... Gina Bulgheroni
Group & Inside Sales Ticketing Representative..... Robert Slaby
Premium Ticketing Representatives..... Christie Nevin, John Watson
Season Ticketing Representative.....Kameron Kwok
Database Analyst..... Lisa Penalosa

BUSINESS DEVELOPMENT AND RETENTION DEPARTMENT

Director of Ticket Sales & Service.....Lisa Johnson
Manager, Business Development and Retention.....Chris Kenyon
Manager of Group and Inside Sales.....Matt Payne
Business Development Account Executives.....
Angelo Anello, Jason Arellano, Anthony Bennett, Melissa Laity, Debora
Lee, Brett Miller, Branden Moran
Business Retention Account Executives.....Daniel Alvarez,
Michelle Della Rocca, Madeline Gillin, Nick Moller
Group Sales Account Executives..... Jennifer D'Anna, Jamie Friedrich,
Sean Sterner
Season and Group Sales Coordinator.....Natasha Arena
Inside Sales Representative..... David Casper

ANAHEIM ARENA MANAGEMENT, LLC

Director of Booking..... Jo-Ann Armstrong
Director of Events..... Quinn Mackin
Senior Event Manager..... Jason Davis
Event Manager..... Matthew Trout
Event Services Manager.....Marissa Deckert
Assistant Event Services Manager..... Matthew Warwick
Security/Public Safety Manager.....John Santos
Assistant Security Manager..... Jon Hampe
Public Safety Officers.....Nestor Blanco, Darin Cierley, Chris Evans,
Antonio Giordano, Paulo Kome, Robert Laguna, Michael Mandonado,
Robert Palmieri, Melvin Schumann, Benjamin Tomas
Director of Operations..... Brent Mater
Operations Managers.....Joe Barrett, Charles Boswell
Manager, Engineer & Maintenance.....Dion Beckton
Event Crew Supervisor.....Chris DeLloyd
Parking Manager.....Jeff Grant
Assistant Parking Manager..... Ray Navarro
Engineers.....Jose Argueta, Edgar Cifuentes, Robert Gibbons,
Carlos Rodriguez, Larry Ruffin
Maintenance Technicians.....Alfonso Alvarez, Rafael Jaquez,
Albert Quezada, Ulises Ramirez
Sound Technician..... Nate Chivers
Ice Technician..... Steve Van Berckelaer
Technical Services..... Omar Felix
Video Engineer..... Doug Mullin
Operations Office Manager..... Shelly Baker
Director of Media & Communications..... Merit Tully
Media & Communications Associate..... Tracy Richmond
Communications Intern..... Lacey O'Connor

Director of Marketing..... Joel Hobson
Senior Media & Marketing Manager..... Adam Mendelsohn
Marketing Associate.....Lauren Esterline
Marketing Intern..... Erika Hall
Director of Ticket Operations.....Mark Neumann
Box Office Manager..... Gabriel Martinez
Box Office Supervisors..... Elena Buenrostro, Chris Williams
Controller..... James Pearson
Financial Analyst..... Jennifer Breen
Accountant..... Loree Peevey
Payroll..... Ana Robles
IT Manager.....Mike Wing
IT Associates..... Nate Gardner, Troy Naragon
Mail Services Supervisor..... Linda Martinez
Receptionist..... Esther Methvin

FOOD & BEVERAGE

Director of Food and Beverage Services..... Julie Margolin
Controller.....Angela Leu
Staff Accountant..... Maree Kurtz

CULINARY OPERATIONS

Executive Chef..... Joseph "Jo-Jo" Doyle
Chef de Cuisine..... George Drakulich
Sr. Sous Chef..... Michael Blase
Sous Chef..... Matthew Sprague

PREMIUM OPERATIONS

Manager, Premium Operations..... Tisha Johnson
Manager, Suites & In Seat Service..... Roman Zavala
Suites & In Seat Service Manager..... Rodney Tumalivan
Manager of Clubs..... Beth Riedmiller
Club Manager.....Shane Jagow
Catering Manager..... Andrea Thomasson

CONCESSIONS OPERATIONS

Manager, Concessions Operations..... Andy Amezcua
Concessions Manager..... Camron Jones, Jon Perrigo
Concessions Staffing Manager..... Patricia Macias

WAREHOUSE OPERATIONS

Manager of Purchasing..... Charles Smith

THE RINKS

Vice President..... Art Trotter
Accounting Supervisor.....Audrey Hodges
Payroll..... Cynthia Cazares
Corporate Partnerships & Marketing Manager..... Jesse Chatfield
Marketing Associate..... Craig Appleby
Marketing Intern..... Jonathan Watanabe

ANAHEIM AND WESTMINSTER ICE

General Manager..... Jill Herzog
Hockey Director.....Rick Hutchinson
Figure Skating Director..... John Saitta
Operations Coordinator..... Stacy Witt
Supervisor/Lead Staff.....Nelly Carillo, Holly Collins, Sean Crow,
Megan Hammon, Chris Shy
Programs Manager..... Cindy Frazier

YORBA LINDA ICE

General Manager..... David Bigelow
Supervisor/Lead..... Tracy Frazer, Tony Witt

LAKELWOOD ICE

General Manager..... Phil Zamora
Hockey Manager..... Brandon Parra
Figure Skating Manager..... Jacqueline Palmore
Supervisor/Lead Staff ..Seth Cardwell, Jonatan Ozaeta, Scott Workman
Operations Coordinator..... Vanessa Calvillo



Ice Maintenance..... George Estrada

CORONA INLINE

General Manager..... Ken Murchison
Assistant Hockey Manager..... Ben Barrett
Operations Coordinator Tara Hamilton

HUNTINGTON BEACH INLINE

General Manager..... Shayne Arsenault
League Coordinators..... Ron Alexander, Dan Maxwell

IRVINE INLINE

General Manager..... Eddie Limbaga
Assistant Managers Dave Feld, Greg Martin

MISCELLANEOUS

Home Ice Honda Center (opened 1993)
Capacity 17,174
PA Announcer Phil Hulett
Team Colors..... Black and Gold with Orange and Silver Accents
Practice Facilities Anaheim ICE (300 W. Lincoln Ave.)
Honda Center (2695 E. Katella Ave.)
Founded 1993



BRUCE BOUDREAU - HEAD COACH

Bruce Boudreau completed his fourth season (second full season) as Head Coach of the Anaheim Ducks. With a 51-24-7 record in 2014-15, Boudreau led Anaheim to the top record in the Western Conference for the second time in club history. The club won its third straight division title and finished with 109 standings points and a .665 winning percentage. Boudreau has compiled a 162-79-29 record with the Ducks and reached the 250-game milestone with Anaheim on Feb. 26, 2015 vs. Ottawa. Other milestones reached during the 2014-15 regular season included his 150th win with the Ducks on Feb. 28 vs. Los Angeles and his 350th career win overall on Feb. 23 vs. Detroit. In 599 career games as an NHL head coach, Boudreau has posted a 363-167-69 record, earning 795 of a possible 1,198 standings points for a .664 win percentage.

Named the eighth head coach of the Anaheim Ducks on Nov. 30, 2011, Boudreau became the first Anaheim coach to be named a finalist for the Jack Adams Award in 2012-13. He became the fastest coach in NHL history to reach 300 wins on Feb. 28, 2014 vs. St. Louis, accomplishing the feat in 496 career games (now at 312-143-62). Toe Blake held the record previously, reaching the milestone in 525 games. On Mar. 2, 2014 vs. Carolina, he became the fastest Ducks coach to 100 victories in 169 career games. Boudreau, who reached 500 career NHL games coached on Mar. 10, 2014 vs. Toronto, leads active NHL coaches in win (points) percentage with a .663 mark (min. 100 games).

As Head Coach of the Washington Capitals (2007-11), Boudreau won the 2007-08 Jack Adams Award and led his club to the 2009-10 Presidents' Trophy as the NHL's top club in the regular season. He compiled a record of 201-88-40 (.672 winning percentage) with the Capitals and won the Southeast Division four times. He became the fastest coach in modern day NHL history to win 200 games (Nov. 21, 2011 vs. Phoenix) and recorded more wins (184) in his first 300 NHL games than any NHL coach all-time.

Boudreau was named interim head coach of the Capitals on Nov. 22, 2007. On that date, Washington was 30th in the NHL standings. He led the club to a 37-17-7 finish, as the Capitals won the Southeast Division in the first of four seasons under his direction. Boudreau, whose interim tag was removed on Dec. 26, 2007, became the second Washington head coach to win the Jack Adams Award. He was also the first coach since Bill Barber (2001) to win the Jack Adams Award after taking over a team midseason. In 2008-09, Boudreau led the Capitals to their first playoff series win since 1988. In addition to the Presidents' Trophy, the 2009-10 club set team records for wins (54), points (121), and goals (313).

Before joining the Capitals, Boudreau spent nine seasons as an AHL head coach, including a Calder Cup championship with the Hershey Bears in 2006. He spent four years with Manchester (Los Angeles affiliate) and two with Lowell (also Los Angeles affiliate) before joining Hershey (Washington). A member of the AHL Hall-of-Fame (inducted in 2009), Boudreau compiled a 103-45-27 record with the Bears, including an AHL-best 51-17-12 in 2006-07.

Boudreau began his coaching career in the Colonial Hockey League with Muskegon in 1992-93 and was named the International Hockey League Coach of the Year in 1993-94 with Fort Wayne. He also served as head coach and director of hockey operations for Mississippi (ECHL), where he won the 1999 Kelly Cup championship.

Boudreau played parts of eight NHL seasons with the Toronto Maple Leafs and Chicago Blackhawks between 1976-86, recording 28-42=70 points in 141 career games. A native of Toronto, Ontario, Boudreau was originally selected by the Maple Leafs in the third round of the 1975 NHL Entry Draft. As a Canadian junior playing for the Toronto Marlboros in 1974-75, he scored 68-97=165 points, a Canadian Hockey League record until Bobby Smith and Wayne Gretzky surpassed the mark during the 1977-78 season.

Boudreau also ranks 11th all-time in scoring in AHL history with 316 goals and 799 points. No AHL player in the 1980s notched more points than Boudreau. He won the 1987-88 John B. Sollenberger Trophy for leading the league in scoring, and was also a member of the 1992 Calder Cup champion Adirondack Red Wings.

Bruce has four children: sons Ben, Andy and Brady, and daughter Kasey. He and wife, Crystal, along with Brady, reside in Anaheim Hills.



BRAD LAUER - Assistant Coach

The 2014-15 campaign marked Brad Lauer's fourth season (third full) as Assistant Coach with the Anaheim Ducks. Lauer joined the organization on July 12, 2011 as an assistant coach with the club's AHL affiliate in Syracuse before being named to his current post on Nov. 30, 2012.

In 270 contests with the Ducks under Head Coach Bruce Coudreau, Lauer helped the club to a 162-79-29 record and a third straight Pacific Division championship in 2014-15. Lauer helped the club to a 51-24-7 record this season and the top record in the Western Conference for the second time in franchise history.

Lauer made his NHL coaching debut with the Ottawa Senators in 2009, serving as an assistant coach under Cory Clouston for two seasons. Named to his post with Ottawa on July 23, 2009, it marked the second time in club history that a former player went on to serve on the team's coaching staff (he played for the Senators in 1993-94).

Prior to joining the Senators, Lauer was an assistant coach with the Milwaukee Admirals (Nashville's AHL affiliate) from 2007-09. In 2008-09, he helped guide the Admirals to a 49-22-3-6 record, a Western Division title and a share of the league lead in points (107). He began his coaching career in 2002 with the Kootenay Ice (WHL) and served as an assistant for five seasons. During his time with Kootenay, the club had two 100-point, and three 45-win seasons.

Selected by the New York Islanders in the second round (34th overall) of the 1985 NHL Entry Draft, Lauer appeared in 323 career NHL contests with the Islanders, Chicago, Ottawa and Pittsburgh, scoring 44-67=111 points with 218 PIM. He made an appearance in the 1992 Stanley Cup Final as a member of the Chicago Blackhawks, which lost to Pittsburgh in four games. The Humboldt, Saskatchewan native also appeared in 635 career IHL and AHL contests (283-293=576 points) before his retirement from professional hockey in 2002.

Brad and his wife, Daria, have two daughters, Camryn and Addison, and reside in Anaheim Hills.



TRENT YAWNEY - Assistant Coach

Trent Yawney completed his first season as an Anaheim Ducks Assistant Coach. Yawney helped the club to a 51-24-7 record in 2014-15, the top record in the Western Conference for the second time in franchise history and the fourth Pacific Division championship.

Yawney previously served as Head Coach of the Norfolk Admirals, Anaheim's primary development affiliate in the American Hockey League. Yawney led the Admirals to a 40-26-10 record and a berth in the 2014 Calder Cup Playoffs during the 2013-14 season. Norfolk upset the top-seeded Manchester Monarchs to advance to the 2014 Eastern Conference Semifinals before falling to the St. John's IceCaps in six games.

Yawney joined the Ducks' 2011-12 AHL affiliate in Syracuse as Associate Head Coach on Jan. 10, 2012 and helped guide the team to a 2012 Calder Cup Playoff appearance. It marked his second AHL coaching assignment after originally guiding Norfolk to the Calder Cup Playoffs in each of the team's first five AHL seasons (2000-05) under the Chicago Blackhawks. Yawney led Norfolk to a 189-144-42-25 record in those first five seasons and back-to-back South Division titles in 2001-02 and 2002-03. He was named "Minor Pro Coach of the Year" by The Hockey News following the 2003-04 campaign.

A native of Hudson Bay, Saskatchewan, Yawney previously served two stints with the Ducks as a professional scout in 2007-08 and 2011-12. He also spent three seasons as an assistant coach with the San Jose Sharks from 2008-11. During his tenure in San Jose, the Sharks captured the Presidents' Trophy in 2009 and made two Western Conference Final appearances in 2010 and 2011. Prior to his first stint with the Ducks, Yawney spent 14 seasons with the Chicago Blackhawks organization, most recently as the club's 35th head coach in franchise history from 2005-06.

Yawney played in 593 career NHL games over 12 seasons with Chicago, Calgary and St. Louis. The defenseman collected 27-102=129 points with 783 PIM and also appeared in 60 postseason contests, helping the Blackhawks to the Western Conference Final in both 1989 and 1990. Yawney also served as captain for Team Canada at the 1988 Olympic Winter Games in Calgary. He was originally drafted by the Blackhawks in the third round (45th overall) of the 1984 NHL Entry Draft.

Trent and his wife, Char, have two children: daughter, Ashley and son, Conor.



SCOTT NIEDERMAYER - Assistant Coach

Scott Niedermayer concluded his third season as Assistant Coach of the Anaheim Ducks in 2014-15. Niedermayer, who retired from the NHL on June 22, 2010 and remained with the Ducks as a Hockey Operations consultant, was named to his post on Jan. 11, 2013. Niedermayer helped the club to a 51-24-7 record this season, the top record in the Western Conference for the second time in franchise history and the fourth Pacific Division championship.

Niedermayer was elected to the Hockey Hall of Fame in the Player Category on July 9, 2013 (inducted on Nov. 11, 2013), becoming the third Anaheim Duck player to be elected and the first to play more than a single season (Jari Kurri and Adam Oates are the other Ducks to be inducted). Signed as a free agent by Anaheim on Aug. 4, 2005 and named the sixth captain in club history on Oct. 3, 2005, Niedermayer helped the Ducks become the first team from California to win hockey's ultimate prize in 2007. He was presented with the Conn Smythe Trophy as the Most Valuable Player of the Stanley Cup Playoffs. Niedermayer appeared in his final 371 regular season NHL contests in an Anaheim uniform, scoring 60-204=264 points with 306 penalty minutes. Niedermayer is the Ducks' all-time leader in goals, assists, points and power-play goals (39) among club defensemen.

In 18 NHL seasons with the Ducks and New Jersey Devils, Niedermayer appeared in 1,263 games, collecting 172-568=740 points with a +167 rating. Thirteen of his 39 career game-winning goals came in overtime, the most by a defenseman in NHL history. Niedermayer is the all-time leading scorer among defensemen for both the Ducks and Devils.

Niedermayer also won three Stanley Cups during his tenure with New Jersey (1995, 2000 and 2003). He was named a finalist for the James Norris Memorial Trophy as the NHL's top defenseman in three straight seasons (2004, 2006 and 2007) and won the award following the 2003-04 season. He was also named an NHL All-Star six times during his NHL career (1998, 2001, 2004, 2007, 2008 and 2009).

A native of Cranbrook, British Columbia, Niedermayer won his first Olympic gold medal at the 2002 Winter Games in Salt Lake City and again in 2010 in Vancouver. In international competition, Niedermayer also won gold with Canada at the 1991 World Junior Championships, the 2004 World Cup and the 2004 World Championships.



DWAYNE ROLOSON - Goaltending Consultant

Dwayne Roloson concluded his second season as Goaltending Consultant of the Anaheim Ducks. Roloson originally signed on with Anaheim in a consultant role on Feb. 13, 2013, focusing on the club's AHL affiliate in Norfolk.

Prior to joining Anaheim, Roloson posted an all-time record of 227-257-42 with a 2.72 GAA, .908 SV% and 29 shutouts in 606 career NHL contests. His playing career spanned 16 seasons with six teams: Calgary (1996-98), Buffalo (1998-00), Minnesota (2001-06), Edmonton (2005-09), New York Islanders (2009-11) and Tampa Bay (2010-12). A 2004 NHL All-Star, Roloson ranks 58th in all-time NHL wins. Signed by Calgary as an undrafted free agent on July 4, 1994, Roloson backstopped the Edmonton Oilers to a Stanley Cup Final appearance in 2006 under the guidance of then-goaltending coach Peeters. He appeared in 50 career Stanley Cup Playoff games with Buffalo (1999), Minnesota (2003), Edmonton (2006), and Tampa Bay (2011), helping his teams win seven playoff series with a 28-18 record, two shutouts, a 2.54 GAA and .918 SV%.

A native of Simcoe, Ontario, Roloson guided Canada to a gold medal at the 2007 IIHF World Championship in Moscow, going 4-0-0 with a 2.50 GAA and .911 SV% in four games. At the collegiate level, Roloson was a Hobey Baker Award nominee and NCAA All-American at the University of Massachusetts-Lowell, posting a 51-44-9 record in 106 career games from 1990-94.

Dwayne and his wife, Melissa, have two sons: Brett and Ross. The family resides in California and when permitting, Roloson helps coach his boys' hockey teams.



JOE PISCOTTY - Video Coordinator


Joe Piscotty concluded his fourth full season as the club's video coordinator. He was named to his post on Dec. 2, 2011. Piscotty originally joined the Ducks prior to the 2010-11 season as a video scouting analyst, assisting hockey operations with special projects.

Piscotty worked with the University of Michigan's hockey team from 2006-08, serving as a graduate student manager under head coach Red Berenson. He was with the Wolverines when the club advanced to the Frozen Four in 2008. While at Michigan, Piscotty also earned a Master's in Sports Management.

In addition, Piscotty served as hockey operations assistant for the University of Denver's men's squad from 2008-10. He also completed his time at Denver with a Master's degree in Business Administration (MBA). A native of Huntington Beach, CA, Piscotty earned his Bachelor's degree in Business Administration from the University of Las Vegas, Nevada in 2006. While in Las Vegas for undergraduate studies, Joe enrolled in a mentoring program with the ECHL's Las Vegas Wranglers (2004-05), learning various aspects of the business during the year-long program.

THE PLAYERS





FREDERIK ANDERSEN

31 | Goaltender

Catches: Left **Height:** 6-3 **Weight:** 236 **Age:** 25; turns 26 on Oct. 2, 2015
Born: July 3, 1970; Herning, Denmark **Hometown:** Herning, Denmark
Drafted: By Anaheim in the third round (87th overall) of the 2012 NHL Draft

Playoff Experience: Made his Stanley Cup Playoffs debut in 2014, posting a 3-2 record with a 3.10 GAA and .899 SV%...became the youngest goaltender in Ducks history to appear in a postseason game at 24 years and 196 days, third rookie goaltender in club history to play in a playoff game (Tom Askey, 1999; Ilya Bryzgalov, 2006) and the first rookie goaltender to win his playoff debut in Game 1 of the First Round, Apr. 16 vs. DAL...won his second start in as many playoff appearances with a 3-2 victory in Game 2 of the First Round, Apr. 18 vs. DAL...suffered a sprained right MCL in Game 2 of the Second Round on May 8 @ LA and missed the remainder of the series.

2014-15 Regular Season: Appeared in his second NHL season with Anaheim, going 35-12-5 with three shutouts, a 2.38 GAA and .914 SV% in 54 games...owned the second-most wins in franchise single-season history (J.S. Giguere with 36 in 2006-07) and was the fourth Anaheim netminder to post a 30-win campaign...established career highs in wins, shutouts, appearances, saves (1,313) and shots faced (1,436)...ranked eighth among NHL goaltenders in wins and tied for third in shootout wins (6)...was the NHL's fastest goaltender to 26 wins (26-5-0) all-time, tied the league record for the fastest to 50 wins (50-13-5) and finished the season as the second-fastest to 55 wins (in 77 decisions; trails only Montreal's Bill Durnan with 58 wins in 77 decisions)...was the first Ducks goaltender to post multiple winning streaks of seven games or more in one season, including two career-high seven-game streaks from Dec. 1-13 (7-0-0) and Jan. 2-27 (7-0-0)...started a career-high 20 consecutive games from Nov. 7-Dec. 18, the longest streak by an Anaheim goaltender since Jonas Hiller started a club-record 32 straight from Jan. 12-Mar. 18, 2012...also became the third goaltender in club history to win seven straight team games in a single season from Dec. 1-13, joining Hiller (Dec. 6, 2013-Jan. 12, 2014; 14-0-0) and Guy Hebert (Feb. 25-Mar. 22, 1996; 7-0-0)...recorded his first three career shutouts on Jan. 27 @ VAN (17 saves), Jan. 14 vs. TOR (28 saves) and Oct. 19 vs. STL (28 saves)...recorded season highs in both saves (44) and shots against (46) in a 5-2 win, Feb. 5 @ NSH...during a season-opening six-game win streak, posted a career-high scoreless streak of 152 minutes and 46 seconds (spanning three games) from Oct. 17-22...named the NHL's Second Star of the Week for Oct. 13-19 after going 4-0-0 with a 1.22 GAA, .955 SV% and one shutout...missed eight games with an upper-body injury, Feb. 10-25.

Season	Team	League	REGULAR SEASON							PLAYOFFS					
			GP	MIN	GA	SO	GAA	SV%	W-L-OT	GP	MIN	GA	SO	GAA	W-L
2008-09	Herning IK	Denmark-2	1	-	-	-	-	-	-	-	-	-	-	-	-
	Herning	Denmark	22	1249	51	1	2.45	-	-	-	-	-	-	-	
2009-10	Frederikshavn	Denmark	30	1754	64	6	2.19	-	-	10	607	29	0	2.86	-
2010-11	Frederikshavn	Denmark	36	1953	81	3	2.49	.920	-	11	666	26	-	2.34	-
2011-12	Frolunda	Sweden	39	2335	65	8	1.67	.941	24-14	6	379	17	0	2.69	2-4
2012-13	Norfolk	AHL	47	2685	98	4	2.19	.929	24-18-1	-	-	-	-	-	-
2013-14	Norfolk	AHL	4	245	8	1	1.96	.939	3-1-0	-	-	-	-	-	-
	ANAHEIM	NHL	28	1569	60	0	2.29	.923	20-5-0	7	368	19	0	3.10	3-2
2014-15	ANAHEIM	NHL	54	3106	123	3	2.38	.914	35-12-5	-	-	-	-	-	-
NHL TOTALS			82	4675	183	3	2.35	.918	55-17-5	7	368	19	0	3.10	3-2
AHL TOTALS			51	2930	106	5	2.17	.934	27-19-1	-	-	-	-	-	-

PLAYOFF SINGLE GAME HIGHS:

Shots Faced: 36, two times (last: Apr. 25, 2014 vs. DAL, First Round Game 5)
Saves: 34, two times (last: Apr. 25, 2014 vs. DAL, First Round Game 5)
Minutes Played: 60:00, three times (last: Apr. 25, 2014 vs. DAL, First Round Game 5)
Shutouts: None
Shutout Sequence: 42:17, Apr. 18, 2014

2014-15 SINGLE GAME HIGHS:

Saves: 44, Feb. 5 @ NSH
Shots Faced: 46, Feb. 5 @ NSH
***Goals Against:** 5, two times (last: Feb. 8 @ TB)
***Winning Streak:** 7, two times (last: Jan. 2-27)
***Losing Streak:** 2, two times (last: Mar. 6-9)
***Shutout Sequence:** 152:46, Oct. 17-22 (spanning three games)
***Consecutive Games Played:** 20 games, Nov. 7-Dec. 18
***Consecutive Starts:** 20 starts, Nov. 7-Dec. 18
Penalty Shots: 0-for-2 (last: Feb. 3 vs. CAR; Malone successful)
**career high; #ties career high*



FRANCOIS BEAUCHEMIN

23 | Defenseman

Shoots: Left **Height:** 6-1 **Weight:** 208 **Age:** 34, turns 35 on June 4, 2015
Born: June 4, 1980; Sorel, Quebec **Hometown:** Sorel, Quebec
Acquired: From Toronto in exchange for Joffrey Lupul, Jake Gardiner and a conditional fourth-round selection in the 2013 NHL Draft, Feb. 9, 2011
Drafted: By Montreal in the third round (75th overall) of the 1998 NHL Draft

2014-15 Statistics

Home: 41, 7-8=15, +0

Road: 41, 8-6=14, +5

Total: 82, 15-14=29, +5

STATS	GP	G	A	Pts	PIM	PPG	SHG	GWG	Shots	Shot%
Season	64	11	12	23	48	2	0	1	110	10.0
Career	673	60	159	219	394	18	0	11	1154	5.2

REAL TIME

TOI	TOI/Game	Faceoff W-L	FO Win%	Hits	Takeaways	Giveaways	Blocked Shots	+/-
1,455:38	22:44	0-0	0.0	105	18	40	107	+17

Playoff Experience: Has previously made seven trips to the postseason with Anaheim, including 2013-14, 2011 and 2006-09...won his first Stanley Cup with Anaheim in 2007...enters the 2015 postseason ranked tied for fifth on the Ducks' all-time postseason scoring list and tied for second among franchise defensemen with 10-20=30 points...also ranks first among team defensemen and tied for second overall in career playoff appearances (81)...appeared in 13 postseason contests in 2014, co-leading club defensemen in points and assists (0-4=4)...recorded two assists in Anaheim's postseason opener, Apr. 16 vs. DAL...co-led Anaheim in postseason scoring in the club's 2013 seven-game CQF series vs. DET, picking up 2-4=6 points with four PIM...scored his 10th career playoff goal, surpassing Scott Niedermayer for first in Ducks all-time playoff goals by a defenseman in Game 1 of the CQF, Apr. 30 vs. DET...made his fifth career postseason appearance in the club's CQF series vs. NSH in 2011...appeared in each of Anaheim's 13 playoff games in 2009 vs. SJ and DET...scored one goal with a +1 rating with 15 PIM...collected his eighth career postseason goal in the decisive Game 6 win, Apr. 27 vs. SJ...played all six of Anaheim's CQF games vs. Dallas in 2008, going scoreless with 26 PIM...appeared in 20 of Anaheim's 21 postseason contests in 2007...finished tied for third in the NHL in PPG (4) and third in avg. TOI (30:33)...established a career high for goals in a postseason...scored a PPG in the series-clinching Game 5 of the SCF, June 6 vs. OTT...earned two assists in Game 4 of the WCF, May 17 vs. DET...scored two PPG in Game 2 of the CQF on Apr. 13 vs. MIN, marking the third time in club history a Ducks defenseman scored two goals in a playoff game...in 2006, appeared in his first Stanley Cup Playoffs...scored 3-6=9 points in 16 postseason games with the Ducks, leading all NHL rookie defensemen...tied for first on Ducks in rookie scoring (also Dustin Penner)...scored two PPG in Game 4 of the CQF, Apr. 25 vs. CGY, setting a club record for goals in a playoff game by a rookie...scored his first career Stanley Cup Playoff point in Game 2 of the CQF, Apr. 23 @ CGY.

2014-15 Regular Season: Appeared in his 10th full NHL season, his ninth with Anaheim...collected 11-12=23 points with a +17 rating and 48 PIM in 64 games...scored a career-high 11 goals and became the second-oldest player in the last 40 years to score 10 goals for the first time at 34 years, 298 days (last: Pat Conacher in 1993-94, 34 years, 306 days), Mar. 29 @ NJ...led Anaheim skaters in TOI (22:44)...also ranked second among team defensemen in goals, PPG (2), plus/minus (+17), shots (110) PIM, and hits (105), and tied for second in blocked shots (107)...surpassed Oleg Tverdovsky for sole possession of second on the club's all-time list among defensemen for points (Feb. 21 @ EDM), goals (Feb. 12 @ CAR) and assists (Apr. 1 vs. EDM)...recorded a career-tying three-game goal streak (3-0=3) from Feb. 20-23 and also had a three-game road goal streak (3-0=3) from Feb. 12-21, tied for the second-longest on the club...matched a career high with a +4 rating (fourth time) in a 6-3 victory, Feb. 20 @ CGY...became the second Ducks defenseman to reach the 500-game milestone on Feb. 15 vs. WSH, joining all-time franchise leader for defensemen, Ruslan Salei (594)...reached the 200-point milestone with an assist in 3-2 win, Nov. 2 @ COL...missed 13 games with a fractured finger (Nov. 28-Dec. 22) and five games with the mumps virus (Nov. 9-18).

CAREER STATISTICS			REGULAR SEASON					PLAYOFFS					
Season	Team	League	GP	G	A	P	PIM	+/-	GP	G	A	P	PIM
1996-97	Laval Titan	QMJHL	66	7	21	28	132	-	3	0	0	0	2
1997-98	Laval Titan	QMJHL	70	12	35	47	132	-	16	1	3	4	23
1998-99	Acadie-Bathurst	QMJHL	31	4	17	21	53	-	23	2	16	18	55
1999-00	Acadie-Bathurst	QMJHL	38	11	36	47	64	-	-	-	-	-	-
	Moncton Wildcats	QMJHL	33	8	31	39	35	-	16	2	11	13	14
2000-01	Quebec Citadelles	AHL	56	3	6	9	44	-	-	-	-	-	-
2001-02	Quebec Citadelles	AHL	56	8	11	19	88	-	3	0	1	1	0
	Mississippi	ECHL	7	1	3	4	2	-	-	-	-	-	-
2002-03	MONTREAL	NHL	1	0	0	0	0	-1	-	-	-	-	-
	Hamilton	AHL	75	7	21	28	92	-	23	1	9	10	16
2003-04	Hamilton	AHL	77	9	27	36	57	-	10	2	4	6	18
2004-05	Syracuse Crunch	AHL	72	3	27	30	55	-	-	-	-	-	-
2005-06	COLUMBUS	NHL	11	0	2	2	11	-6	-	-	-	-	-
	ANAHEIM	NHL	61	8	26	34	41	+8	16	3	6	9	11
2006-07	ANAHEIM	NHL	71	7	21	28	49	+7	20	4	4	8	16
2007-08	ANAHEIM	NHL	82	2	19	21	59	-9	6	0	0	0	26
2008-09	ANAHEIM	NHL	20	4	1	5	12	-3	13	1	0	1	1
2009-10	TORONTO	NHL	82	5	21	26	33	-13	-	-	-	-	-
2010-11	TORONTO	NHL	54	2	10	12	16	-4	-	-	-	-	-
	ANAHEIM	NHL	27	3	2	5	16	-4	6	0	2	2	2
2011-12	ANAHEIM	NHL	82	8	14	22	48	-14	-	-	-	-	-
2012-13	ANAHEIM	NHL	48	6	18	24	22	+19	7	2	4	6	4
2013-14	ANAHEIM	NHL	70	4	13	17	39	+26	-	-	-	-	-
2014-15	ANAHEIM	NHL	64	11	12	23	48	+17	-	-	-	-	-
NHL TOTALS			673	60	159	219	394	+23	81	10	20	30	76
ANAHEIM TOTALS			525	53	126	179	334	+47	81	10	20	30	76

PLAYOFF SINGLE GAME CAREER HIGHLIGHTS

Goals: 2, two times (last: Apr. 13, 2007 vs. MIN, CQF Game 2)
Assists: 2, five times (last: Apr. 16, 2014 vs. DAL, First Round Game 1)
Points: 2, eight times (last: Apr. 16, 2014 vs. DAL; 0-2=2)
SOG: 6, May 3, 2007 vs. VAN, CSF Game 5
PIM: 10, two times (last: Apr. 18, 2008 vs. DAL, CQF Game 5)
Plus/Minus: +3, two times (last: May 13, 2007 @ DET, WCF Game 2)
TOI: 41:14, Apr. 27, 2007 vs. VAN, CSF Game 2

2014-15 SINGLE GAME HIGHS:

Goals: 1, 11 times (last: Apr. 1 vs. EDM)
Assists: 1, 12 times (last: Apr. 1 vs. EDM)
Points: 2, Apr. 1 vs. EDM (1-1=2)
#PIM: 12, Feb. 10 @ FLA
TOI: 29:07, Feb. 23 vs. DET
Shots: 6, Mar. 4 vs. MTL
#Plus/Minus: +4, Feb. 20 @ CGY
#Goal Streak: Three games, Feb. 20-23 (3-0=3)
Assist Streak: Two games, two times (last: Feb. 3-5; 0-2=2)
Point Streak: Three games, Feb. 20-23 (3-0=3)
Penalty Shots: None

*career high; #ties career high



MATT BELESKEY

39 | Left Wing

Shoots: Left **Height:** 6-0 **Weight:** 204 **Age:** 26; turns 27 on June 7, 2015
Born: June 7, 1988; Windsor, Ontario **Hometown:** Barrie, Ontario
Drafted: By Anaheim in the fourth round (112th overall) of the 2006 NHL Draft

2014-15 Statistics		STATS	GP	G	A	Pts	PIM	PPG	SHG	GWG	Shots	Shot%	
Home:	32, 9-6=15, +5	Season	65	22	10	32	39	4	0	8	145	15.2	
Road:	33, 13-4=17, +8	Career	329	57	55	112	302	6	0	14	574	9.9	
Total:	65, 22-10=32, +13	REAL TIME											
		TOI	TOI/Game	Faceoff W-L	FO Win%	Hits	Takeaways	Giveaways	Blocked Shots	+/-			
		941:02	14:28	8-11	42.1	159	9	32	25	+13			

Playoff Experience: Has made three previous trips to the Stanley Cup Playoffs...collected a career high 2-2=4 points in five games in vs. DAL and LA in Rounds 1 and 2 in 2014...collected his first career postseason GWG and first playoff multi-point game (1-1=2) in Game 1 of the First Round, Apr. 16 vs. DAL...scored his second goal of the postseason in Game 1 of the Second Round, May 3 vs. LA...appeared in all seven 2013 CQF games vs. DET, scoring 2-1=3 points with a +1 rating and two PIM...ranked tied for fifth on the team in goals and tied for second in PPG (1)...earned his first career Stanley Cup assist in Game 1 of the CQF, Apr. 30 vs. DET...scored his second and third career playoff goals in Games 3 (first career PPG) and 4 of the CQF, May 4 and 6 @ DET...made his Stanley Cup Playoffs debut with Anaheim in 2011...appeared in all six CQF games vs. NSH, scoring his first career postseason goal in Game 3, Apr. 17 @ Bridgestone Arena...made his Stanley Cup Playoffs debut in Game 1 of the CQF on Apr. 13 vs. NSH, recording 10:42 TOI.

2014-15 Regular Season: Appeared in his seventh NHL season with Anaheim, compiling 22-10=32 points with a +13 rating and 39 PIM in 65 games...established career highs in goals, GWG (8), PPG (4), points and plus/minus (+13)...ranked tied for third among NHL leaders in GWG, while leading the Ducks in GWG and ranking third in goals and hits (159)...17 of his 22 goals came with the game tied or the Ducks trailing...recorded three multi-point games, matching a single-game career best in points (2, Feb. 12 @ CAR, Jan. 2 vs. STL, Nov. 25 vs. CGY)...also tied career highs in plus/minus (+3, Dec. 5 @ MIN and Nov. 12 vs. LA) and shots on net (6, Mar. 24 @ CBJ)...reached the 100-point milestone (assist) on Jan. 2 vs. STL and appeared in his 300th career NHL game, Dec. 22 vs. SJ...posted a team-best four-game road goal streak (4-0=4) from Nov. 18-Dec. 5...led the team in goals in November (6)...his three-game goal streak (3-0=3) from Oct. 11-14 matched a career best accomplished twice previously...missed 11 games with an upper-body injury (Feb. 18-Mar. 9) and three games with a lower-body injury (Mar. 29-Apr. 3).

CAREER STATISTICS			REGULAR SEASON						PLAYOFFS				
Season	Team	League	GP	G	A	P	PIM	+/-	GP	G	A	P	PIM
2004-05	Belleville	OHL	68	10	13	23	118	-13	5	0	0	0	18
2005-06	Belleville	OHL	61	20	20	40	119	0	6	1	2	3	10
2006-07	Belleville	OHL	66	27	41	68	124	+4	15	4	10	14	18
2007-08	Belleville	OHL	62	41	49	90	106	+32	21	12	21	33	23
2008-09	Iowa	AHL	58	11	24	35	58	-7	-	-	-	-	-
	ANAHEIM	NHL	2	0	0	0	0	0	-	-	-	-	-
2009-10	San Antonio	AHL	12	1	4	5	19	+3	-	-	-	-	-
	ANAHEIM	NHL	60	11	7	18	35	-10	-	-	-	-	-
	Toronto	AHL	3	1	1	2	2	+2	-	-	-	-	-
2010-11	ANAHEIM	NHL	35	3	7	10	36	-10	6	1	0	1	0
	Syracuse	AHL	27	11	13	24	39	-3	-	-	-	-	-
2011-12	ANAHEIM	NHL	70	4	11	15	72	-2	-	-	-	-	-
2012-13	Coventry	England	26	12	21	33	39	-	-	-	-	-	-
	ANAHEIM	NHL	42	8	5	13	56	+2	7	2	1	3	2
2013-14	ANAHEIM	NHL	55	9	15	24	64	+8	-	-	-	-	-
	Norfolk	AHL	3	1	0	1	0	-1	-	-	-	-	-
2014-15	ANAHEIM	NHL	65	22	10	32	39	+13	-	-	-	-	-
NHL TOTALS			329	57	55	112	302	+1	18	5	3	8	14

PLAYOFF SINGLE GAME CAREER HIGHLIGHTS

Goals: 2, two times (last: Apr. 13, 2007 vs. MIN, CQF Game 2)
Assists: 2, five times (last: Apr. 16, 2014 vs. DAL, First Round Game 1)
Points: 2, eight times (last: Apr. 16, 2014 vs. DAL; 0-2=2)
SOG: 6, May 3, 2007 vs. VAN, CSF Game 5
PIM: 10, two times (last: Apr. 18, 2008 vs. DAL, CQF Game 5)
Plus/Minus: +3, two times (last: May 13, 2007 @ DET, WCF Game 2)
TOI: 41:14, Apr. 27, 2007 vs. VAN, CSF Game 2

2014-15 SINGLE GAME HIGHS:

Goals: 1, 11 times (last: Apr. 1 vs. EDM)
Assists: 1, 12 times (last: Apr. 1 vs. EDM)
Points: 2, Apr. 1 vs. EDM (1-1=2)
#PIM: 12, Feb. 10 @ FLA
TOI: 29:07, Feb. 23 vs. DET
Shots: 6, Mar. 4 vs. MTL
#Plus/Minus: +4, Feb. 20 @ CGY
#Goal Streak: Three games, Feb. 20-23 (3-0=3)
Assist Streak: Two games, two times (last: Feb. 3-5; 0-2=2)
Point Streak: Three games, Feb. 20-23 (3-0=3)
Penalty Shots: None

*career high; #ties career high



ANDREW COGLIANO

7 | Center/Right Wing

Shoots: Left **Height:** 5-10 **Weight:** 184 **Age:** 26; turns 27 on June 14, 2013
Born: June 14, 1987; Toronto, Ontario **Hometown:** Woodbridge, Ontario
Acquired: From Edmonton in exchange for a second-round selection in the 2013 NHL Draft, July 12, 2011
Drafted: By Edmonton in the first round (25th overall) of the 2005 NHL Draft

2014-15 Statistics		STATS	GP	G	A	Pts	PIM	PPG	SHG	GWG	Shots	Shot%	
Home:	41, 7-8=15, +0	Season	82	15	14	29	14	0	3	2	134	11.2	
Road:	41, 8-6=14, +5	Career	622	119	147	266	198	8	11	23	967	12.3	
Total:	82, 15-14=29, +5	REAL TIME											
		TOI	TOI/Game	Faceoff W-L	FO Win%	Hits	Takeaways	Giveaways	Blocked Shots	+/-			
		1,197:17	14:36	16-33	32.6	139	30	33	30	+5			

Playoff Experience: Has made two consecutive trips to the Stanley Cup Playoffs since 2013...scored 1-6=7 points with eight PIM in 13 Stanley Cup Playoff games in 2014...posted a postseason career-high three-game assist streak (0-3=3), Apr. 23-27...his assist on Apr. 27 at American Airlines Center came on Nick Bonino's overtime winner to clinch Anaheim's First Round series vs. DAL...scored his first career postseason goal while shorthanded in Game 2 of the First Round, Apr. 18 vs. DAL...was the sixth player in franchise history to score a SHG in the playoffs...made his Stanley Cup Playoff debut with Anaheim in 2013, earning an assist with four PIM in seven CQF games vs. DET...earned his first career postseason point (assist) in Game 4 of the CQF, May 6 @ DET...made his NHL postseason debut in Game 1 of the CQF, Apr. 30 vs. DET.

2014-15 Regular Season: Appeared in his eighth NHL season, his fourth with Anaheim...scored 15-14=29 points with a +5 and 14 PIM in 82 games...was the lone Ducks skater to appear in all 82 contests, extending his Ironman streak to 622 games for the league's top active streak...only two players have played more consecutive games to start their careers, including Doug Jarvis (964) and Andy Hebenton (630)...is the eighth player in NHL history to play 600 or more consecutive games...the only two others in the last 20 years are Jay Bouwmeester (737) and Henrik Sedin (679)...became Anaheim's all-time leading Ironman with his 277th consecutive game as a Duck on Mar. 3 at Arizona, surpassing Andy McDonald (now at 294 games as a Duck)...collected two multi-goal games (Mar. 3 @ ARI and Feb. 15 vs. WSH) and four multi-point contests...scored his first penalty-shot goal on his third career attempt, Apr. 1 vs. EDM...recorded shorthanded goals on Mar. 3 @ ARI, Dec. 13 @ WPG (100th point as a Duck) and Oct. 17 vs. MIN, one shy of the franchise single-season record...finished the season ranked third among all-time club leaders in SHG (8)...tied career highs in plus/minus (+3) on Apr. 1 vs. EDM and Feb. 20 @ CGY, and shots on net (6) on Nov. 5 vs. NYI...recorded a season-high 18:37 TOI, Oct. 31 @ DAL.

PLAYOFF SINGLE GAME CAREER HIGHLIGHTS


Goals: 1, Apr. 16, 2014 vs. DAL, First Round Game 1
Assists: 1, seven times (last: May 16, 2014 vs. LA, Second Round Game 7)
Points: 1, eight times (last: May 16, 2014 vs. LA, Second Round Game 7)
SOG: 4, Apr. 30, 2013 vs. DET, CQF Game 1
PIM: 2, six times (last: May 16, 2014 vs. LA, Second Round Game 7)
Plus/Minus: +2, Apr. 27, 2014 @ DAL, First Round Game 6
TOI: 20:48, May 6, 2013 @ DET, CQF Game 4

2014-15 SINGLE GAME HIGHS:

Goals: 2, two times (last: Mar. 3 @ ARI)
Assists: 1, 14 times (last: Apr. 11 @ ARI)
Points: 2, four times (last: Apr. 1 vs. EDM; 1-1=2)
PIM: 2, seven times (last: Mar. 11 @ CGY)
TOI: 18:37, Oct. 31 @ DAL
#Shots: 6, Nov. 5 vs. NYI
#Plus/Minus: +3, two times (last: Apr. 1 vs. EDM)
Goal Streak: None
Assist Streak: Two games, Oct. 22-24 (0-2=2)
Point Streak: Two games, Oct. 22-24 (0-2=2)
Penalty Shots: 1-for-1, Apr. 1 vs. EDM (successful vs. Ben Scrivens)

*career high; #ties career high

CAREER STATISTICS			REGULAR SEASON						PLAYOFFS				
Season	Team	League	GP	G	A	P	PIM	+/-	GP	G	A	P	PIM
2005-06	U. of Michigan	CCHA	39	12	16	28	38	-	-	-	-	-	-
2006-07	U. of Michigan	CCHA	38	24	26	50	12	-	-	-	-	-	-
2007-08	EDMONTON	NHL	82	18	27	45	20	+1	-	-	-	-	-
2008-09	EDMONTON	NHL	82	18	20	38	22	-6	-	-	-	-	-
2009-10	EDMONTON	NHL	82	10	18	28	31	-5	-	-	-	-	-
2010-11	EDMONTON	NHL	82	11	24	35	64	-12	-	-	-	-	-
2011-12	ANAHEIM	NHL	82	13	13	26	15	-4	-	-	-	-	-
2012-13	Klagenfurt AC	Austria	7	2	4	6	2	-	-	-	-	-	-
	ANAHEIM	NHL	48	13	10	23	6	+14	7	0	1	1	4
2013-14	ANAHEIM	NHL	82	21	21	42	26	+13	13	1	6	7	8
2014-15	ANAHEIM	NHL	82	15	14	29	14	+5	-	-	-	-	-
NHL TOTALS			622	119	147	266	198	+6	20	1	7	7	12
ANAHEIM TOTALS			294	62	58	120	61	+28	20	1	7	7	12



SIMON DESPRES

24 | Defenseman

Shoots: Left **Height:** 6-4 **Weight:** 214 **Age:** 23, turns 24 on July 27, 2015
Born: July 27, 1991 in Laval, QC **Hometown:** : Laval, QC
Acquired: From Pittsburgh in exchange for Ben Lovejoy, Mar. 2, 2015
Drafted: By Pittsburgh in the first round (30th overall) of the 2009 NHL Draft

2014-15 Statistics		STATS	GP	G	A	Pts	PIM	PPG	SHG	GWG	Shots	Shot%
Home:	39, 1-10=11, +2	Season	75	3	20	23	86	0	0	1	103	2.9
Road:	36, 2-10=12, +9	Career	160	6	33	39	142	1	0	1	199	3.0
Total:	75, 3-20=23, +11	REAL TIME										
		TOI	TOI/Game	Faceoff W-L	FO Win%	Hits	Takeaways	Giveaways	Blocked Shots	+/-		
		1,265	16:51	0-0	0.0	233	11	30	101	+11		

Playoff Experience: Has appeared in two previous Stanley Cup Playoffs with Pittsburgh in 2012 and 2013...made three postseason appearances in the CQF vs. NYI in 2013...went scoreless with an even plus/minus rating...recorded a career-high 14:10 TOI in Game 5 vs. NYI...made his Stanley Cup debut in 2013, going scoreless in three first-round games vs. PHI...had a career-high +2 rating in his first postseason appearance in Game 4 @ PHI on Apr. 18, 2012.

2014-15 Regular Season: Appeared in his fourth NHL season, his first with Anaheim...began the season with Pittsburgh before being acquired at the trade deadline on Mar. 2...combined for 3-20=23 points with a +11 rating and 86 PIM in 75 games with the Ducks and Penguins...set career highs in all major offensive categories, including goals, assists, points, plus/minus and games played...posted his first three career multi-point games, including Dec. 22 @ FLA (0-2=2), Oct. 28 vs. NJ (0-2=2) and Oct. 23 @ DET (0-2=2)...also notched single-game career bests in TOI (23:01) on Jan. 30 @ NJ and shots (7) on Dec. 29 @ NJ...was credited with 101 blocked shots and 233 hits with the Ducks and Penguins...finished with 1-5=6 points with a +2 rating and 22 PIM in 16 games with Anaheim...scored his first goal as a Duck in the club's division-clinching 5-1 win, Apr 1 vs. EDM...earned his first point (assist) as a Duck and tied his career high with a +3 rating in his Anaheim debut, Mar. 3 @ ARI...had 2-15=17 points with a +9 rating in 59 games with Pittsburgh...scored his first career GWG and overtime goal in a 2-1 OT victory, Jan. 30 @ NJ.

CAREER STATISTICS		REGULAR SEASON						PLAYOFFS					
Season	Team	League	GP	G	A	P	PIM	+/-	GP	G	A	P	PIM
2007-08	Saint John	QMJHL	64	1	13	14	30	+18	14	0	4	4	18
2008-09	Saint John	QMJHL	66	2	30	32	74	+16	4	0	4	4	2
2009-10	Saint John	QMJHL	63	9	38	47	87	+26	21	2	17	19	18
2010-11	Saint John	QMJHL	47	13	28	41	54	+29	19	4	8	12	16
2011-12	Wilkes-Barre	AHL	44	5	10	15	45	-5	10	1	1	2	2
	PITTSBURGH	NHL	18	1	3	4	10	+5	3	0	0	0	2
2012-13	PITTSBURGH	NHL	33	2	5	7	20	+9	3	0	0	0	0
	Wilkes-Barre	AHL	27	4	3	7	28	-5	10	1	1	2	2
2013-14	Wilkes-Barre	AHL	36	6	16	22	39	+19	17	2	7	9	32
	PITTSBURGH	NHL	34	0	5	5	26	+4	-	-	-	-	-
2014-15	PITTSBURGH	NHL	59	2	15	17	64	+9	-	-	-	-	-
	ANAHEIM	NHL	16	1	5	6	22	+2	-	-	-	-	-
NHL TOTALS			160	6	33	39	142	+29	6	0	0	0	2

PLAYOFF SINGLE GAME CAREER HIGHS

Goals: None
 Assists: None
 Points: None
 SOG: 1, Apr. 22, 2012 w/PIT @ PHI, CQF Game 6
 PIM: 2, Apr. 22, 2012 w/ PIT @ PHI, CQF Game 6
 Plus/Minus: +2, Apr. 18, 2012 w/PIT vs. PHI, CQF Game 4
 TOI: 14:10, May 9, 2013 w/PIT vs. NYI, CQF Game 5

2014-15 SINGLE GAME HIGHS

#Goals: 1, three times (last: Apr. 1 vs. EDM)
 *Assists: 2, three times (last: Dec. 22 w/PIT @ FLA)
 #Points: 2, three times (last: Dec. 22 w/PIT @ FLA; 0-2=2)
 *PIM: 9, Nov. 6 w/PIT @ WPG
 *TOI: 23:01, Jan. 30 w/PIT @ NJ
 *Shots: 7, Dec. 29 w/PIT @ NJ
 #Plus/Minus: +3, Mar. 3 @ ARI
 *Goal Streak: None
 *Assist Streak: Two games, four times (last: Mar. 18-20; 0-2=2)
 #Point Streak: Two games, four times (last: Mar. 18-20; 0-2=2)
 Penalty Shots: None
 *career high; #ties career high



EMERSON ETEM

16 | Left Wing

Shoots: Left **Height:** 6-1 **Weight:** 212 **Age:** 22; turns 23 on June 16, 2015
Born: June 16, 1992; Long Beach, California **Hometown:** Long Beach, California
Drafted: By Anaheim in the first round (29th overall) of the 2010 NHL Draft

2014-15 Statistics
 Home: 23, 3-4=7, -1
 Road: 22, 2-1=3, -5
Total: 45, 5-5=10, -6

STATS	GP	G	A	Pts	PIM	PPG	SHG	GWG	Shots	Shot%
Season	45	5	5	10	4	0	0	0	77	6.5
Career	112	15	16	31	17	1	1	2	169	8.9

REAL TIME										
TOI	TOI/Game	Faceoff W-L	FO Win%	Hits	Takeaways	Giveaways	Blocked Shots	+/-		
550:58	12:14	2-2	50.0	63	12	11	20	-6		


Playoff Experience: Made his second consecutive trip to the Stanley Cup Playoffs in 2014, going scoreless with 12 PIM in four games vs. DAL and LA...made his Stanley Cup Playoffs debut in 2013, scoring 3-2=5 points in seven CQF games vs. DET...co-led the club in goals and ranked tied for third in scoring...finished the CQF series on a two-game goal/point streak (2-1=3), May 10-12...at 20 years, 10 months and 18 days, was the third-youngest Duck to score in the postseason with his first career Stanley Cup Playoff goal in Game 3 of the CQF, May 4 @ DET...made his postseason debut in Game 1 of the CQF, Apr. 30 vs. DET.

2014-15 Regular Season: Appeared in his third NHL season with Anaheim, earning 5-5=10 points with four PIM in a career-high 45 games...four of his goals came with the Ducks trailing by one and his fifth came in a tied game...all five goals came in the second period or later...appeared in his 100th career NHL game, a 3-1 Ducks win on Mar. 1 @ DAL...logged a career-high 17:49 TOI, Dec. 19 @ OTT...recorded his second career multi-assist (0-2=2) and fifth career multi-point game, Nov. 16 vs. FLA...earned a career-best seven shots on net in a 6-5 shootout win, Nov. 12 vs. LA...began the season with Norfolk (AHL), collecting 13-8=21 points with two PIM in 22 games.

CAREER STATISTICS			REGULAR SEASON					PLAYOFFS					
Season	Team	League	GP	G	A	P	PIM	+/-	GP	G	A	P	PIM
2009-10	Medicine Hat	WHL	72	37	28	65	26	+8	12	7	3	10	0
2010-11	Medicine Hat	WHL	65	45	35	80	24	+41	15	10	11	21	7
2011-12	Medicine Hat	WHL	65	61	46	107	34	+29	7	7	6	13	13
	Syracuse	AHL	2	1	0	1	2	+1	4	2	0	2	0
2012-13	Norfolk	AHL	45	13	3	16	12	-1	-	-	-	-	-
	ANAHEIM	NHL	38	3	7	10	9	+7	7	3	2	5	2
2013-14	ANAHEIM	NHL	29	7	4	11	4	+3	4	0	0	0	12
	Norfolk	AHL	50	24	30	54	10	+14	4	0	2	2	0
2014-15	Norfolk	AHL	22	13	8	21	2	-1	-	-	-	-	-
	ANAHEIM	NHL	45	5	5	10	4	-6	-	-	-	-	-
NHL TOTALS			112	15	16	31	17	+4	11	3	2	5	14
AHL TOTALS			119	51	41	92	26	+13	8	2	2	4	0

PLAYOFF SINGLE GAME CAREER HIGHS
Goals: 1, three times (last: May 12, 2013 vs. DET, CQF Game 7)
Assists: 1, two times (last: May 10, 2013 @ DET, CQF Game 6)
Points: 2, May 10, 2013 @ DET, CQF, Game 6
SOG: 5, Apr. 23, 2014 @ DAL, Round 1 Game 4
PIM: 12, Apr. 25, 2014 vs. DAL, Round 1 Game 5
Plus/Minus: +2, May 10, 2013 @ DET, CQF Game 6
TOI: 18:36, May 6, 2013 @ DET, CQF Game 4

2014-15 SINGLE GAME HIGHS:
***Goals:** 1, five times (last: Mar. 9 @ VAN)
#Assists: 2, Nov. 16 vs. FLA
#Points: 2, Nov. 16 vs. FLA (0-2=2)
PIM: 2, two times (last: Dec. 31 vs. SJ)
***TOI:** 17:49, Dec. 19 @ OTT
***Shots:** 7, Nov. 12 vs. LA
Plus/Minus: +1, eight times (last: Mar. 9 @ VAN)
Goal Streak: None
Assist Streak: Two games, Dec. 19-22 (0-2=2)
Point Streak: Two games, two times (last: Mar. 6-9; 1-1=2)
Penalty Shots: None
 *career high; #ties career high



TOMAS FLEISCHMANN

14 | Left Wing

Shoots: Left **Height:** 6-1 **Weight:** 192 **Age:** 30, turns 31 on May 16, 2015
Born: May 16, 1984; Koprivnice, Czech Republic **Hometown:** Koprivnice, Czech Republic
Acquired: From Florida in exchange for Dany Heatley and a third-round selection in the 2015 NHL Draft, Feb. 28, 2015
Drafted: By Detroit in the second round (63rd overall) of the 2002 NHL Draft

2014-15 Statistics

Home: 27, 5-7=12, +9
 Road: 39, 3-12=15, +3

Total: 66, 8-19=27, +12

STATS	GP	G	A	Pts	PIM	PPG	SHG	GWG	Shots	Shot%
Season	866	8	19	27	12	0	0	1	131	6.1
Career	581	123	187	310	168	29	1	20	1,177	10.5

REAL TIME

TOI	TOI/Game	Faceoff W-L	FO Win%	Hits	Takeaways	Giveaways	Blocked Shots	+/-
970:23	14:42	4-10	28.6	64	30	15	15	+12

Playoff Experience: Has appeared in four previous Stanley Cup Playoffs (2008-10, 2012) with WSH and FLA...appeared in seven CQF games with FLA in 2012 collecting 1-2=3 points...had a career-high three-game point streak in games 1 through 3 (1-2=3)...played six-of-seven CQF games with WSH vs. MTL in 2010...collected 0-1=1 point with six PIM...set postseason career highs in games played, goals and points with WSH in 2009...played in all 14 CQF and CSF vs. NYR and PIT, collecting 3-1=4 points...had a career-high four shots on goal in Game 1 of the CQF's vs. NYR and in game 7 of the CSF's vs. PIT...made his Stanley Cup playoffs debut in 2008... appeared in two CQF games vs. PHI, going scoreless.

2014-15 Regular Season: Appeared in his 10th NHL season, his first with Anaheim...began the season with Florida prior to be acquired by Anaheim on Feb. 28...combined for 8-19=27 points with a +12 rating and 12 PIM in 66 games with the Ducks and Panthers...recorded three multi-point games while in Florida, including Feb. 19 @ MTL (1-1=2), Jan. 9 @ CGY (1-1=2) and Dec. 4 vs. CBJ (1-1=2)...in 14 games with Anaheim, collected 1-5=6 points with four PIM...his third assist with the Ducks came on Francois Beauchemin's third-period GWG in a 2-1 victory, Mar. 29 @ NJ...scored his first goal as a Duck, Mar. 6 vs. PIT...earned an assist in his Anaheim debut, a 4-1 win on Mar. 3 @ ARI...prior to the trade, registered 7-14=21 points with a +12 rating and eight PIM in 52 games with Florida...posted a pair of season-high four-game point streaks: Feb. 3-10 (1-3=4) and Dec. 4-12 (2-3=5)...recorded a season-high 20:47 TOI, Dec. 12 @ DET.

CAREER STATISTICS			REGULAR SEASON							PLAYOFFS				
Season	Team	League	GP	G	A	P	PIM	+/-	GP	G	A	P	PIM	
2004-05	Portland	AHL	53	7	12	19	14	-5	-	-	-	-	-	
2005-06	Hershey	AHL	57	30	33	63	32	+14	20	11	21	32	15	
	WASHINGTON	NHL	14	0	2	2	+0	-7	-	-	-	-	-	
2006-07	Hershey	AHL	45	22	29	51	22	+10	19	5	16	21	10	
	WASHINGTON	NHL	29	4	4	8	8	-6	-	-	-	-	-	
2007-08	WASHINGTON	NHL	75	10	20	30	18	-7	2	0	0	0	0	
2008-09	WASHINGTON	NHL	73	19	18	37	20	-3	14	3	1	4	4	
2009-10	WASHINGTON	NHL	69	23	28	51	28	+9	6	0	1	1	6	
	Czech Republic	Olympics	5	1	2	3	2	+1	-	-	-	-	-	
	Hershey	AHL	2	0	1	1	0	-2	-	-	-	-	-	
2010-11	WASHINGTON	NHL	23	4	6	10	10	+3	-	-	-	-	-	
	COLORADO	NHL	22	8	13	21	8	-1	-	-	-	-	-	
2011-12	FLORIDA	NHL	82	27	34	61	26	-7	7	1	2	3	2	
2012-13	FLORIDA	NHL	48	12	23	35	16	-10	-	-	-	-	-	
2013-14	FLORIDA	NHL	80	8	20	28	22	-18	-	-	-	-	-	
2014-15	FLORIDA	NHL	52	7	14	21	8	+12	-	-	-	-	-	
	ANAHEIM	NHL	14	1	5	6	4	+0	-	-	-	-	-	
NHL Totals			581	123	187	310	168	-35	29	4	4	8	12	

PLAYOFF SINGLE GAME CAREER HIGHS:

Goals: 1, four times (last: Apr. 15, 2012 w/FLA vs. NJ, CQF Game 2)
Assists: 1, four times (last: Apr. 17, 2012 w/FLA vs. NJ, CQF Game 3)
Points: 1, eight times last: Apr. 17, 2012 w/FLA vs. NJ, CQF, Game 3)
Shots: 4, two times (last: May 13, 2009 w/WSH vs. PIT, CSF Game 7)
PIM: 2, six times (last: Apr. 13, 2012 w/FLA vs. NJ, CQF Game 1)
Plus/Minus: +1, five times (last: Apr. 15, 2012 w/FLA vs. NJ, CQF Game 2)
TOI: 20:53, Apr. 26, 2012 w/FLA vs. NJ, CQF Game 7

2014-15 SINGLE GAME HIGHS:

Goals: 1, eight times (last: Mar. 6 vs. PIT)
Assists: 1, 19 times (last: Apr. 11 @ ARI)
Points: 2, three times (last: Feb. 19 w/FLA @ MTL; 1-1=2)
PIM: 2, six times (last: Apr. 11 @ ARI)
TOI: 20:47, Dec. 12 w/FLA @ DET
Shots: 5, Feb. 3 w/FLA @ NYI
Plus/Minus: +2, seven times (last: Mar. 29 @ NJ)
Goal Streak: None
Assist Streak: Three games, Jan. 9-13 (1-3=4)
Point Streak: Four games, two times (last: Feb. 3-10; 1-3=4)
Penalty Shots: None

*career high; #ties career high



CAM FOWLER

4 | Defenseman

Shoots: Left **Height:** 6-1 **Weight:** 211 **Age:** 23; turns 24 on Dec. 5, 2015
Born: Dec. 5, 1991; Windsor, Ontario **Hometown:** Farmington Hills, Michigan
Drafted: By Anaheim in the first round (12th overall) of the 2010 NHL Draft

2014-15 Statistics		STATS	GP	G	A	Pts	PIM	PPG	SHG	GWG	Shots	Shot%
Home:	40, 6-10=16, -8	Season	80	7	27	34	14	1	1	2	87	8.0
Road:	40, 1-17=18, +12	Career	345	29	121	150	70	14	2	7	483	6.0
Total:	80, 7-27=34, +4	REAL TIME										
		TOI	TOI/Game	Faceoff W-L	FO Win%	Hits	Takeaways	Giveaways	Blocked Shots	+/-		
		1,691:30	21:08	0-0	0.0	47	23	52	107	+4		

Playoff Experience: Has appeared in the Stanley Cup Playoffs on three previous occasions...collected 0-4=4 points with a +2 rating and four PIM in 13 postseason games vs. DAL and LA in 2014...his four assists came in a five-game span between Game 4 of the First Round and Game 2 of the Second Round, Apr. 23-May 5...had a career-high +3 rating in Game 6 of the First Round on Apr. 27 @ DAL...played all seven of Anaheim's CQF contests vs. DET in 2013, scoring 0-3=3 points with a +3 rating...logged a playoff career-high 26:36 TOI in Game 7 of the CQF, May 12 vs. DET...had a two-game point streak (0-2=2) to begin the CQF, Apr. 30-May 2...made his Stanley Cup Playoffs debut in the 2011 CQF series vs. NSH, scoring 1-3=4 points with two PIM in six games...led Anaheim defensemen in points, goals and shots (12), and co-led in assists...scored his first career postseason goal (Rinne) as part of a two-point night (1-1=2) in Game 4 of the CQF, Apr. 20 @ NSH...collected his first career Stanley Cup Playoff points (0-2=2) in Game 2 of the CQF, Apr. 15 vs. NSH...recorded 23:37 TOI in his Stanley Cup Playoffs debut in Game 1 of the CQF, Apr. 13 vs. NSH.
 #Assist Streak: Four games, two times (last: Jan. 14-21; 0-4=4)

2014-15 Regular Season: Appeared in his fifth NHL season with Anaheim, collecting 7-27=34 points with a +4 rating and 14 PIM in 80 games...his seven goals and 80 appearances were his highest totals since 2010-11 (10 goals) and 2011-12 (82 games), respectively...ranked tied for second on the team in assists and third in shifts-per-game (25.7)...led team defensemen in GWG (2), games played and shorthanded points (1-1=2), co-led in assists, ranked second in power-play points (1-8=9), tied for second in blocked shots (107), third in takeaways (23) and tied for third in goals...recorded his 150th career point (assist) to tie Chris Pronger for fourth on the franchise's all-time scoring list for defensemen, Mar. 28 @ NYI...posted his 19th career multi-point and 11th multi-assist game on Mar. 26 @ BOS, marking a season high in both points and assists (0-2=2)...was one of two Anaheim defensemen to score a SHG (also Sami Vatanen), marking the second of his career, Mar. 4 vs. MTL...surpassed Chris Pronger (114) on the franchise's all-time assists list for defensemen, Feb. 21 @ EDM...tied his career high for a second time in 2014-15 with a four-game assist streak (0-4=4), Jan. 14-21...collected his third career overtime goal on Dec. 28 vs. VAN, becoming the second Anaheim blueliner to score an OT winner in the last four seasons (last: Robidas; Mar. 31, 2014)...scored his fourth goal of the season in his 300th career NHL game on Dec. 22 vs. SJ, a 3-2 Ducks overtime victory...posted a career-high five-game point streak (1-4=5), Nov. 29-Dec. 7...matched a career best with a four-game assist streak (0-4=4) from Oct. 13-19 and went on to earn his 100th career NHL assist on Oct. 26 vs. SJ...missed one game with a lower-body injury, Nov. 9 vs. VAN.

PLAYOFF SINGLE GAME CAREER HIGHS:

Goals: 1, Apr. 20, 2011 @ NSH, CQF Game 4
 Assists: 2, Apr. 15, 2011 vs. NSH, CQF Game 2
 Points: 2, Apr. 15, 2011 vs. NSH, CQF Game 2 (0-2=2)
 Shots: 4, two times (last: May 3, 2014 vs. LA, Second Round Game 1)
 PIM: 2, three times (last: Apr. 27, 2014 @ DAL, First Round Game 6)
 Plus/Minus: +3, Apr. 27, 2014 @ DAL, First Round Game 6
 TOI: 28:13, Apr. 27, 2014 @ DAL, First Round Game 6

2014-15 SINGLE GAME HIGHS:

Goals: 1, seven times (last: Mar. 15 vs. NSH)
 Assists: 2, Mar. 26 @ BOS
 Points: 2, Mar. 26 @ BOS (0-2=2)
 PIM: 2, seven times (last: Apr. 1 vs. EDM)
 TOI: 25:46, Nov. 29 @ SJ
 Shots: 4, Feb. 15 vs. WSH
 #Plus/Minus: +3, three times (last: Mar. 3 @ ARI)
 Goal Streak: None
 #Assist Streak: Four games, two times (last: Jan. 14-21; 0-4=4)
 *Point Streak: Five games (1-4=5), Nov. 29-Dec. 7
 Penalty Shots: None
 *career high; #ties career high

CAREER STATISTICS			REGULAR SEASON					PLAYOFFS					
Season	Team	League	GP	G	A	P	PIM	+/-	GP	G	A	P	PIM
2009-10	Windsor	OHL	55	8	47	55	14	+38	19	3	11	14	10
2010-11	ANAHEIM	NHL	76	10	30	40	20	-25	6	1	3	4	2
2011-12	ANAHEIM	NHL	82	5	24	29	18	-28	-	-	-	-	-
2012-13	Sodertalje	Sweden-2	13	2	5	7	14	-	-	-	-	-	-
	ANAHEIM	NHL	37	1	10	11	4	-4	7	0	3	3	0
2013-14	ANAHEIM	NHL	70	6	30	36	14	+15	13	0	4	4	4
	United States	Olympics	6	1	0	1	0	+4	-	-	-	-	-
2014-15	ANAHEIM	NHL	80	7	27	34	14	+4	-	-	-	-	-
NHL Totals			345	29	121	150	70	-38	26	1	10	11	6



RYAN GETZLAF

15 | Center

Shoots: Right **Height:** 6-4 **Weight:** 218 **Age:** 29; turns 30 on May 10, 2015
Born: May 10, 1985; Regina, Saskatchewan **Hometown:** Regina, Saskatchewan
Drafted: By Anaheim in the first round (19th overall) of the 2003 NHL Draft

2014-15 Statistics		STATS	GP	G	A	Pts	PIM	PPG	SHG	GWG	Shots	Shot%	
Home:	38, 8-20=28, +6	Season	77	25	45	70	62	3	0	6	191	13.1	
Road:	39, 17-25=42, +9	Career	710	208	470	678	626	65	5	40	1,676	12.4	
Total:	77, 25-45=70, +15	REAL TIME											
		TOI	TOI/Game	Faceoff W-L	FO Win%	Hits	Takeaways	Giveaways	Blocked Shots	+/-			
		1,547:37	20:05	632-617	50.6	100	55	71	95	+15			

Playoff Experience: Won his first Stanley Cup with Anaheim in 2007...this year marks his eighth appearance in the Stanley Cup Playoffs in his 10 NHL seasons... among all-time playoff franchise leaders, ranks first in scoring (25-49=74) and assists, second in goals and PPG (8), and tied for second in appearances (81) and GWG (5)...collected 4-11=15 points with 10 PIM in 12 postseason games vs. DAL and LA in 2014...led the team in scoring and assists, and tied for second in goals...recorded a five-game assist streak (1-6=7), May 3-12...co-led Anaheim in playoff scoring in 2013, picking up 3-3=6 points in seven CQF contests vs. DET...scored his eighth career PPG in Game 5 of the CQF, May 8 vs. DET...collected his second career playoff SHG in his 65th career playoff appearance - surpassing Samuel Pahlsson for sole possession of third in all-time Ducks games played - in Game 3 of the CQF, May 4 @ DET...appeared in all six CQF games vs. NSH in 2011, collecting 2-4=6 points with nine PIM...tied his playoff career high in points (1-2=3) in Game 2 of the CQF, Apr. 15 vs. NSH...in 2009, ranked third in the NHL in assists and sixth in scoring (4-14=18) despite playing only two rounds...led all league forwards in avg. TOI (24:08)...tied for third in PPA (8)... established team record in career postseason assists (31), most assists in a playoff season (14), most points in a playoff season (18) and most points in a playoff series (2-8=10 in the CSF vs. DET)...registered points in a franchise-high eight consecutive games from Apr. 21-May 7 (2-2=14), which tied for the second longest streak in the postseason...collected a playoff career-high 1-2=3 points in Game 2 of the CSF, May 3 @ DET...in the CQF series vs. SJ, collected 2-6=8 points with a +5 rating...appeared in all six CQF games vs. DAL in 2008, finishing tied for the team lead in assists (3) and points (5)...won his first Stanley Cup in 2007, setting a franchise record for most points in a single playoff season (7-10=17)...among NHL playoff leaders, ranked tied for second in GWG (3) and SHG (1), fifth in scoring, tied for sixth in assists, and tied for fifth in PPP...scored the GWG and earned an assist in Game 4 of the WCF, May 17 vs. DET...scored the game-winning series-clinching goal in Game 5 of the CQF, Apr. 19 vs. MIN...scored his first career playoff SHG in Game 2 of the CQF, Apr. 13 vs. MIN...in 2006, appeared in 16 playoff games with Anaheim...concluded the postseason ranked among rookie leaders in goals (tied for second with three), PPG (tied for second with two) and PPP (second with two)...recorded his first multiple-point game in Game 4 of the WCF, May 25 @ EDM (1-1=2)...scored his first career NHL playoff goal in Game 4 of the CQF, Apr. 27 vs. CGY.

2014-15 Regular Season: Appeared in his 10th NHL season with Anaheim, collecting 25-45=70 points with a +15 rating and 62 PIM in 77 games...finished the season ranked tied for fourth among NHL leaders in primary assists (31), tied for third in even-strength scoring (22-33=55) and 10th in even-strength assists (33)... co-led the NHL in overtime scoring (2-3=5) and ranked tied for fourth in OT assists...ranked second among NHL forwards in blocked shots (95)...led the team in scoring, assists and takeaways (55), ranked second in GWG (6) and power-play points (3-10=13), and third in shooting percentage (13.1) and shots on net (191)... among Anaheim forwards, led in TOI (20:05) and blocked shots, and ranked second in faceoff wins (632)...won a career-best 50.6% of his faceoffs...13 of his 25 goals either tied a game or gave the Ducks a lead and six were GWG...scored his franchise-leading seventh career overtime goal on Mar. 26 @ BOS...with 2-0=2 points on Mar. 11 @ CGY, passed Paul Kariya for sole possession of second place of the franchise's all-time scoring list with his 670th and 671st career points as a Duck...scored twice in the opening 2:51 of the first period in that game, the fastest two goals by an Anaheim player from the start of a game in club history...was the first NHL player to score two goals in the first three minutes of a road game since Feb. 14, 2003, when Boston's Mike Knuble set the NHL record for the fastest two goals from the start of a game (home or road) by scoring twice in the first 27 seconds @ FLA...in his following game on Mar. 13 @ MIN, became the third player in franchise history to play 700 games in an Anaheim uniform, joining Selanne and Perry...also finished the season with the club's best all-time plus/minus rating at +124...recorded 1-1=2 points, including his 200th career NHL goal, Feb. 8 @ TB...was named NHL's First Star for the Month of December after leading the NHL in points (5-15=20) and assists during the month...set a club record in points during the month of December (previously 19)...had the most points in any single month by a Ducks player since Mar 2011 when he also had 20 points...recorded a season-high eight-game point streak (4-9=13), Dec. 12-28...also had points in a team-best 11 consecutive road games (7-12=19) from Nov. 30-Jan. 17...was selected to participate in the 2015 All-Star Game, his third All-Star appearance (also 2008, 2009)...missed two games with a lower-body injury, Feb. 5-6.

CAREER STATISTICS			REGULAR SEASON					PLAYOFFS					
Season	Team	League	GP	G	A	P	PIM	+/-	GP	G	A	P	PIM
2001-02	Calgary	WHL	63	9	9	18	34	-	7	2	1	3	4
2002-03	Calgary	WHL	70	29	39	68	121	-	5	1	1	2	6
2003-04	Calgary	WHL	49	28	47	75	97	-	7	5	1	6	12
2004-05	Calgary	WHL	51	29	25	54	102	-	12	4	13	17	18
	Portland	AHL	-	-	-	-	-	-	10	1	4	5	4
2005-06	Portland	AHL	17	8	25	33	36	-	1	0	0	0	4
	ANAHEIM	NHL	57	14	25	39	22	+6	16	3	4	7	13
2006-07	ANAHEIM	NHL	82	25	33	58	66	+17	21	7	10	17	32
2007-08	ANAHEIM	NHL	77	24	58	82	94	+32	6	2	3	5	6
2008-09	ANAHEIM	NHL	81	25	66	91	121	+5	13	4	14	18	25
2009-10	ANAHEIM	NHL	66	19	50	69	79	+4	-	-	-	-	-
	Canada	Olympics	7	3	4	7	2	+2	-	-	-	-	-
2010-11	ANAHEIM	NHL	67	19	57	76	35	+14	6	2	4	6	0
2011-12	ANAHEIM	NHL	82	11	46	57	75	-11	-	-	-	-	-
2012-13	ANAHEIM	NHL	44	15	34	49	41	+14	7	3	3	6	6
2013-14	ANAHEIM	NHL	77	31	56	87	31	+28	12	4	11	15	10
	Canada	Olympics	6	1	2	3	4	+3	-	-	-	-	-
2014-15	ANAHEIM	NHL	77	25	45	70	62	+15	-	-	-	-	-
NHL TOTALS			710	208	470	678	626	+124	81	25	49	74	101

PLAYOFF SINGLE GAME CAREER HIGHS:

Goals: 1, 25 times (last: May 10, 2014 vs. LA, Second Round Game 4)
 Assists: 2, seven times (last: May 3, 2014 vs. LA, Second Round Game 1)
 Points: 3, three times (last: Apr. 25, 2014 vs. DAL, First Round Game 5; 1-2=3)
 SOG: 6, three times (last: May 16, 2014 vs. LA, First Round Game 7)
 PIM: 7, two times (last: Apr. 17, 2011 @ NSH, CQF Game 3)
 Plus/Minus: +3, two times (last: Apr. 18, 2014 vs. DAL, First Round Game 2)
 TOI: 38:59, May 3, 2009 @ DET, CSF Game 2

2014-15 SINGLE GAME HIGHS

Goals: 2, three times (last: Mar. 11 @ CGY)
 Assists: 3, Dec. 7 @ WPG
 Points: 3, two times (last: Dec. 7 @ WPG; 0-3=3)
 PIM: 7, Oct. 26 vs. SJ
 TOI: 25:02, Dec. 22 vs. SJ
 Shots: 7, two times (last: Nov. 12 vs. LA)
 Plus/Minus: +3, three times (last: Feb. 20 @ CGY)
 Goal Streak: Two games, four times (last: Feb. 3-8; 2-2=4)
 Assist Streak: Five games, Nov. 29-Dec. 7 (2-8=10)
 Point Streak: Eight games, Dec. 21-28 (4-9=13)
 Penalty Shots: None

*career high; #ties career high



JOHN GIBSON

36 | Goaltender

Catches: Left **Height:** 6-3 **Weight:** 216 **Age:** 21, turns 22 on July 14, 2015
Born: July 14, 1993; Pittsburgh, Pennsylvania **Hometown:** Pittsburgh, Pennsylvania
Drafted: Selected by Anaheim in the second round (39th overall) of the 2011 NHL Draft

Playoff Experience: Went 2-2 with one shutout and a 2.69 GAA in four games during Round 2 vs. LA in 2014...at 20 years and 300 days became the youngest goalie in NHL history to record a shutout in his playoff debut after stopping all 28 shots in a 2-0, Game 4 win on May 10 @ LA...was only the sixth NHL goaltender in the previous 60 years to post a shutout in his first Stanley Cup playoff game, the first since Jonas Hiller did so for the Ducks in 2009 (Apr. 16 @ SJ, CQF)...was the fourth-youngest goaltender in NHL history at the time of his first career playoff shutout (debut game or not), behind Harry Lumley (age 18 in 1945), Patrick Roy (age 20 years, 229 days in 1986) and Carey Price (age 20 years, 243 days in 2008)...was also the youngest goalie to win a playoff game since MTL's Price (20 years and 238 days) on Apr. 24, 2008 vs. PHI. (Elias)...was only the second goaltender to record shutouts in his NHL debut and Stanley Cup Playoff debut, joining Hall-of-Famer Tiny Thompson with Boston (Nov. 1928 and Mar. 1929)...stopped 39-of-42 shots for his second straight win in Game 5 of the Second Round, May 12 vs. LA.

2014-15 Regular Season: Appeared in his second NHL season with Anaheim, going 13-8-0 with one shutout, a 2.60 GAA and a .914 SV%...established career highs in wins, saves (616), appearances (23) and starts (21)...ranked fourth among NHL rookie goaltenders in wins, saves (616) and shots faced (674)...won six of seven starts from Feb. 20-Mar. 4, compiling a 6-1-0 record with a 1.84 GAA with a .942 SV%...had a pair of career-tying three-game win streaks within that seven-game stretch (Feb. 20-23 & Feb. 27-Mar. 4)...also won three straight for a third time from Mar. 13-18...played a career-high 10 consecutive games from Feb. 10-Mar. 1 and also made a career-best nine straight starts from Feb. 12-Mar. 1...set single-game career bests in saves (39) and shots (40) en route to a 3-1 win, Mar. 1 @ DAL...strung together a career-high 111:18 scoreless streak from Oct. 24-30, spanning three games...made the most saves (38) by a Ducks rookie goaltender in a shutout performance for a 1-0 win on Oct. 28 @ CHI...missed 21 games with a groin strain (Nov. 2-Dec. 16) and one game due to an upper body injury (Apr. 11)...also played 11 games with Norfolk (AHL), posting a 6-3-2 record with a 2.07 GAA and a .935 SV%.

Season	Team	League	REGULAR SEASON							PLAYOFFS					
			GP	MIN	GA	SO	GAA	SV%	W-L-OT	GP	MIN	GA	SO	GAA	W-L
2011-12	Kitchener	OHL	32	1897	87	1	2.75	.928	21-10-0	16	898	40	1	2.67	8-7
2012-13	Kitchener	OHL	27	1615	65	1	2.41	.928	17-9-1	10	609	22	1	2.17	5-5
	Norfolk	AHL	1	40	3	0	4.50	.857	0-0-0	-	-	-	-	-	-
2013-14	Norfolk	AHL	45	2587	101	5	2.34	.919	21-17-4	6	373	9	1	1.45	4-2
	ANAHEIM	NHL	3	181	4	1	1.33	.954	3-0-0	4	200	9	1	2.69	2-2
2014-15	ANAHEIM	NHL	23	1340	58	1	2.60	.914	13-8-0	-	-	-	-	-	-
	Norfolk	AHL	11	665	23	1	2.07	.935	6-3-2	-	-	-	-	-	-
NHL Totals			26	1521	62	2	2.45	.919	16-8-0	4	200	9	1	2.69	2-2
AHL Totals			57	3292	127	6	2.31	.922	27-20-6	6	373	9	1	1.45	4-2

PLAYOFF CAREER HIGHS

Shots Faced: 42, May 12, 2014 vs. LA, Round 2 Game 5
 Saves: 39, May 12, 2014 vs. LA, Round 2 Game 5
 Minutes Played: 60, two times (last: May 12, 2014 vs. LA, Round 2 Game 5)
 Shutouts: 1, May 10, 2014 vs. LA, Round 2 Game 4
 Shutout Sequence: 89:11, May 10-12, 2014 (spanning two games)

2014-15 SINGLE GAME HIGHS:

*Saves: 39, Mar. 1 @ DAL
 *Shots Faced: 40, Mar. 1 @ DAL
 *Goals Against: 6, two times (last: Mar. 11 @ CGY)
 #Winning Streak: Three games, three times (last: Mar. 13-18)
 *Losing Streak: Two games, Feb. 15-18
 *Shutout Sequence: 111:18, Oct. 24-30 (spanning three games)
 *Consecutive Games Played: 10 games, Feb. 10-Mar. 1
 *Consecutive Starts: 9 games, Feb. 12-Mar. 1
 Penalty Shots: None
 *career high; #ties career high



KORBINIAN HOLZER

5 | Defenseman

Shoots: Right **Height:** 6-3 **Weight:** 205 **Age:** 27; turns 28 on Feb. 16, 2016
Born: Feb. 16, 1988; Munich, Germany **Hometown:** Munich, Germany
Acquired: From Toronto in exchange for Eric Brewer and a fifth-round selection in the 2016 NHL Draft, Mar. 2, 2015
Drafted: By Toronto in the fourth round (111th overall) of the 2006 NHL Draft

2014-15 Statistics		STATS	GP	G	A	Pts	PIM	PPG	SHG	GWG	Shots	Shot%
Home:	16, 0-5=5, +5	Season	34	0	6	6	25	0	0	0	32	0.0
Road:	18, 0-1=1, -2	Career	58	2	7	9	55	0	0	1	49	4.1
Total:	34, 0-6=6, +3	REAL TIME										
		TOI	TOI/Game	Faceoff W-L	FO Win%	Hits	Takeaways	Giveaways	Blocked Shots	+/-		
		581:30	17:06	0-0	0.0	117	11	26	53	+3		

Playoff Experience: Has yet to appear in the Stanley Cup Playoffs.

2014-15 Regular Season: Appeared in his third NHL season, scoring 0-6=6 points with a +3 rating and 25 PIM in 34 games with Toronto...ranked fourth on the Maple Leafs in penalty kill TOI (2:21) at the time of his Mar. 2 acquisition by Anaheim...recorded a career-high four-game point/assist streak (0-4=4) from Dec. 13-20...earned his first point (assist) of the season in a 4-1 win, Dec. 13 vs. DET...logged a season-high 21:15 TOI on Dec. 14 vs. LA and tied his career high in PIM (15) on Nov. 29 vs. WSH...was recalled by the Maple Leafs, Nov. 24...began the season with the Toronto Marlies (AHL), earning two assists (0-2=2) with 10 PIM in nine games.

CAREER STATISTICS		REGULAR SEASON						PLAYOFFS					
Season	Team	League	GP	G	A	P	PIM	+/-	GP	G	A	P	PIM
2007-08	Dusseldorf	Germany	35	2	5	7	66	+7	13	0	2	2	20
2008-09	Dusseldorf	Germany	38	4	5	9	89	+2	16	0	1	1	18
2009-10	Dusseldorf	Germany	52	6	16	22	96	+12	3	0	0	0	4
2010-11	Toronto	AHL	73	3	10	13	88	+10	-	-	-	-	-
	TORONTO	NHL	2	0	0	0	2	-1	-	-	-	-	-
2011-12	Toronto	AHL	67	1	19	20	68	+7	17	1	4	5	39
2012-13	Toronto	AHL	46	1	10	11	46	+14	8	0	1	1	24
	TORONTO	NHL	22	2	1	3	28	-12	-	-	-	-	-
2013-14	Toronto	AHL	72	5	18	23	104	+5	10	2	5	7	4
2014-15	Toronto	AHL	9	0	2	2	10	-1	-	-	-	-	-
	TORONTO	NHL	34	0	6	6	25	+3	-	-	-	-	-
NHL Totals			58	2	7	9	55	-10	-	-	-	-	-

2014-15 SINGLE GAME HIGHS
Goals: None
#Assists: 1, five times (last: Feb. 21 vs. WPG)
#Points: 1, five times (last: Feb. 21 vs. WPG)
#PIM: 15, Nov. 29 vs. WSH
TOI: 21:15, Dec. 14 vs. LA
Shots: 2, nine times (last: Feb. 21 vs. WPG)
#Plus/Minus: +2, four times (last: Feb. 12 @ NYI)
Goal Streak: None
*Assist Streak: Four games, Dec. 13-20 (0-4=4)
*Point Streak: Four games, Dec. 13-20 (0-4=4)
Penalty Shots: None
*career high; #ties career high



TIM JACKMAN

18 | Right Wing

Shoots: Right **Height:** 6-2 **Weight:** 224 **Age:** 33; turns 34 on Nov. 14, 2015
Born: Nov. 14, 1981; Minot, North Dakota **Hometown:** Minot, North Dakota
Acquired: From Calgary in exchange for a sixth-round selection in the 2014 NHL Draft, Nov. 21, 2013
Drafted: By Columbus in the second round (38th overall) of the 2001 NHL Draft


2014-15 Statistics		STATS	GP	G	A	Pts	PIM	PPG	SHG	GWG	Shots	Shot%
Home:	26, 2-0=2, -1	Season	55	5	2	7	86	0	0	1	55	9.1
Road:	29, 3-2=5, -3	Career	481	32	43	75	802	1	1	2	588	5.4
Total:	55, 5-2=7, -4	REAL TIME										
		TOI	TOI/Game	Faceoff W-L	FO Win%	Hits	Takeaways	Giveaways	Blocked Shots	+/-		
		460:56	8:22	10-4	71.4	110	6	6	19	-4		

Playoff Experience: Has yet to appear in the Stanley Cup Playoffs.

2014-15 Regular Season: Appeared in his 11th NHL season, his second with Anaheim...collected 5-2=7 points with 86 PIM in 55 games...his five goals were his most since a career-high 10 in 2010-11, while his seven points and 55 appearances were his highest totals since 2011-12 (seven points and 75 games)...won 10-of-14 faceoff attempts for a career-best 71.4 win percentage...recorded his second career GWG in a 6-3 win vs. his former team, Jan. 21 vs. CGY... tied single-game career highs in points (1-1=2) and plus/minus (+2), Dec. 5 @ MIN...twice had a season-best five shots on net, including Dec. 10 vs. EDM and Dec. 5 @ MIN...earned a season-high 15:03 TOI, Nov. 5 vs. NYI...was charged with a career-high 21 PIM, Oct. 26 vs. SJ...missed 16 games with a lower-body injury (Mar. 3-Apr. 3), two games with an upper-body injury (Dec. 27-28) and one game due to flu-like symptoms (Nov. 16)...signed a one-year contract extension through the 2015-16 season, Feb. 19.

CAREER STATISTICS		REGULAR SEASON						PLAYOFFS					
Season	Team	League	GP	G	A	P	PIM	+/-	GP	G	A	P	PIM
2000-01	Minnesota State	WCHA	37	11	14	25	92	-	-	-	-	-	-
2001-02	Minnesota State	WCHA	36	14	14	28	86	-	-	-	-	-	-
2002-03	Syracuse	AHL	77	9	7	16	48	-13	-	-	-	-	-
2003-04	COLUMBUS	NHL	19	1	2	3	16	-7	-	-	-	-	-
	Syracuse	AHL	64	23	13	36	61	+12	7	2	3	5	12
2004-05	Syracuse	AHL	73	14	21	35	98	+0	-	-	-	-	-
2005-06	PHOENIX	NHL	8	0	0	0	21	+1	-	-	-	-	-
	San Antonio	AHL	50	7	13	20	127	-8	-	-	-	-	-
	Manchester	AHL	18	2	3	5	33	-3	7	0	3	3	20
2006-07	LOS ANGELES	NHL	5	0	0	0	10	-1	-	-	-	-	-
	Manchester	AHL	69	19	14	33	143	10	16	3	3	6	26
2007-08	NY ISLANDERS	NHL	36	1	3	4	57	-3	-	-	-	-	-
	Bridgeport	AHL	44	15	21	36	67	-3	-	-	-	-	-
2008-09	NY ISLANDERS	NHL	69	5	7	12	155	-17	-	-	-	-	-
	Bridgeport	AHL	12	6	1	7	35	-3	-	-	-	-	-
2009-10	NY ISLANDERS	NHL	54	4	5	9	98	-4	-	-	-	-	-
2010-11	CALGARY	NHL	82	10	13	23	86	+4	-	-	-	-	-
2011-12	CALGARY	NHL	75	1	6	7	94	-21	-	-	-	-	-
2012-13	CALGARY	NHL	42	1	4	5	76	-9	-	-	-	-	-
2013-14	CALGARY	NHL	10	1	0	1	41	-1	-	-	-	-	-
	ANAHEIM	NHL	26	3	1	4	62	-2	-	-	-	-	-
2014-15	ANAHEIM	NHL	55	5	2	7	86	-4	-	-	-	-	-
NHL TOTALS			426	27	41	68	716	-60	-	-	-	-	-

2014-15 SINGLE GAME HIGHS:
Goals: 1, five times (last: Jan. 21 vs. CGY)
Assists: 1, two times (last: Dec. 13 @ CGY)
#Points: 2, Dec. 5 @ MIN (1-1=2)
*PIM: 21, Oct. 26 vs. SJ
TOI: 15:03, Nov. 5 vs. NYI
Shots: 5, two times (last: Dec. 10 vs. EDM)
#Plus/Minus: +2, Dec. 5 @ MIN
Goal Streak: None
Assist Streak: None
Point Streak: None
Penalty Shots: None
*career high; #ties career high



RYAN KESLER

17 | Center

Shoots: Right **Height:** 6-2 **Weight:** 208 **Age:** 30; turns 31 on August 31, 2015
Born: August 31, 1984; Livonia, Michigan **Hometown:** Livonia, Michigan
Acquired: From Vancouver with a third-round selection in the 2015 NHL Draft in exchange for Nick Bonino, Luca Sbisa and first-round and third-round selections in the 2014 NHL Draft, June 27, 2014
Drafted: By Vancouver in the first round (23rd overall) of the 2003 NHL Draft

2014-15 Statistics
 Home: 40, 9-13=22, -7
 Road: 41, 11-14=25, +2
Total: 81, 20-27=47, -5

STATS	GP	G	A	Pts	PIM	PPG	SHG	GWG	Shots	Shot%
Season	81	20	27	47	75	5	1	4	205	9.8
Career	736	202	238	440	669	66	11	29	1762	11.5

REAL TIME										
TOI	TOI/Game	Faceoff W-L	FO Win%	Hits	Takeaways	Giveaways	Blocked Shots	+/-		
1580:30	19:30	937-727	56.3	169	47	27	69	-5		

Playoff Experience: Will make his seventh Stanley Cup Playoff appearance, his first with Anaheim...made six previous Stanley Cup runs, all with VAN (2007, 2009-13)...appeared in four CQF games vs. SJ in 2013, collecting 2-0=2 points...matched his career high with two goals on five shots in Game 2 on May 3, 2013 vs. SJ...recorded three assists in five CQF games in 2012 vs. LA...had a career-tying two assists (0-2=2) in Game 1 on Apr. 11, 2012...made his first Stanley Cup Final appearance in 2011, appearing in all 25 postseason games and recording a career-high 7-12=19 points...set a career high in points in Game 3 of the CSF on May 3 vs. NSH, collecting 2-1=3...matched his three-point performance with 1-2=3 points the following game on May 5...also set a career high in TOI with 33:34 in Game 2 of the CSF on Apr. 30...recorded a six-game point streak (5-7=12) from Apr. 30-May 13, spanning from Game 2 of the CSF vs. NSH to Game 1 of the CF vs. SJ...appeared in all 12 games vs. LA and CHI in 2010, recording 1-9=10 points...had three multi-assist outings in Games 2 and 3 of the CQF vs. LA and Game 1 of the CSF vs. CHI...made his first full-series appearance in 2009, collecting 2-2=4 points in 10 games...recorded his first postseason point (assist) in Game 2 of the CQF vs. STL on Apr. 17...added his first postseason goal in Game 1 of the CSF vs. CHI on Apr. 30...made his playoff debut in 2007, going scoreless in Game 1 of the CQF vs. DAL.

2014-15 Regular Season: Appeared in his 11th NHL season, his first with Anaheim...collected 20-27=47 points with 75 PIM in 81 games...finished with his highest point total since 2011-12 (22-27=49) with Vancouver...ranked ninth among NHL faceoff leaders with a 56.3% success rate, going 937-for-1,664 in the faceoff circle...won 50%-or-more faceoff attempts in 25 of his final 27 contests...led the team in shots on net (205), co-led in overtime goals (2) and shorthanded points (1-2=3), tied for second in assists and PPG (5), third in scoring, and tied for third in GWG (4) and power-play points (5-6=11)...also led Anaheim forwards in shifts-per-game (24.2), faceoff wins (937) and faceoff win percentage, and ranked second in hits (169), takeaways (47) and blocked shots (69)...posted his seventh career 20-goal season in a 2-1 Ducks victory, Mar. 29 @ NJ...scored his 200th career NHL goal in overtime, his fifth career OT goal and second of the season, Mar. 18 vs. LA...recorded his 11th career SHG in a 4-1 victory, Mar. 3 @ ARI...appeared in his 700th career NHL game, Jan. 16 vs. NJ...recorded his fourth career OT goal in a 3-2 win, Dec. 22 vs. SJ...notched his 400th NHL point (assist), Oct. 26 vs. SJ...converted on his first career penalty shot on Oct. 13 @ BUF, a successful attempt against Michal Neuvirth...collected 1-2=3 points in his Anaheim debut, Oct. 9 @ PIT.

CAREER STATISTICS			REGULAR SEASON						PLAYOFFS				
Season	Team	League	GP	G	A	P	PIM	+/-	GP	G	A	P	PIM
2002-03	Ohio State	CCHA	40	11	20	31	44	+4	-	-	-	-	-
2003-04	Manitoba	AHL	33	3	8	11	29	-4	-	-	-	-	-
	VANCOUVER	NHL	28	2	3	5	16	-2	-	-	-	-	-
2004-05	Manitoba	AHL	78	30	28	58	105	+22	14	4	5	9	8
2005-06	VANCOUVER	NHL	82	10	13	23	79	+1	-	-	-	-	-
2006-07	VANCOUVER	NHL	48	6	10	16	40	+1	1	0	0	0	0
2007-08	VANCOUVER	NHL	80	21	16	37	79	+1	-	-	-	-	-
2008-09	VANCOUVER	NHL	82	26	33	59	61	+8	10	2	2	4	14
2009-10	VANCOUVER	NHL	82	25	50	75	104	+1	12	1	9	10	4
	United States	Olympics	6	2	0	2	2	+5	-	-	-	-	-
2010-11	VANCOUVER	NHL	82	41	32	73	66	+24	25	7	12	19	47
2011-12	VANCOUVER	NHL	77	22	27	49	56	+11	5	0	3	3	6
2012-13	VANCOUVER	NHL	17	4	9	13	12	-5	4	2	0	2	0
2013-14	VANCOUVER	NHL	77	25	18	43	81	-15	-	-	-	-	-
	United States	Olympics	6	1	3	4	0	+6	-	-	-	-	-
2014-15	ANAHEIM	NHL	81	20	27	47	75	-5	-	-	-	-	-
NHL TOTALS			736	202	238	440	669	20	57	12	26	38	71

PLAYOFF SINGLE GAME CAREER HIGHS

Goals: 2, three times (last: May 3, 2013 w/VAN vs. SJ, CQF Game 2)
Assists: 2, six times (last: Apr. 11, 2012 w/VAN vs. LA, CQF Game 1)
Points: 3, two times (last: May 5, 2011 w/VAN @ NSH, CSF Game 3)
Shots: 6, six times (last: Apr. 13, 2012 w/VAN vs. LA, CQF Game 2)
PIM: 17, June 6, 2011 w/VAN @ BOS, SCF Game 3
Plus/Minus: +2, five times (last: May 5, 2011 w/VAN @ NSH, CSF Game 3)
TOI: 33:43, Apr. 30, 2011 w/VAN vs. NSH, CSF Game 2

2014-15 SINGLE GAME HIGHS:

Goals: 2, two times (last: Dec. 5 vs. MIN)
Assists: 2, four times (last: Mar. 13 @ MIN)
#Points: 3, three times (last: Dec. 5 vs. MIN, 2-1=3)
PIM: 10, Oct. 26 vs. SJ
TOI: 26:20, Feb. 23 vs. DET
Shots: 9, Jan. 11 vs. WPG
Plus/Minus: +3, Nov. 12 vs. LA
Goal Streak: Three games, Dec. 5-10 (4-1=5)
Assist Streak: Four games, Nov. 5-12 (2-4=6)
Point Streak: Five games, Nov. 5-15 (3-4=7)
***Penalty Shots:** 1-1, Oct. 13 @ BUF (successful vs. Michal Neuvirth)

*career high; #ties career high



JASON LaBARBERA

30 | Goaltender

Catches: Left **Height:** 6-2 **Weight:** 246 **Age:** 35; turns 36 on Jan. 18, 2016
Born: Jan. 18, 1980; Burnaby, British Columbia **Hometown:** : Burnaby, British Columbia
Acquired: Signed as a free agent, July 1, 2014
Drafted: By the New York Rangers in the third round (66th overall) of the 1998 NHL Draft


Playoff Experience: Has yet to make his Stanley Cup Playoffs debut.

2014-15 Regular Season: Appeared in his 11th NHL season, his first with Anaheim...went 2-0-1 with a 2.61 GAA and .909 SV% in five games...earned his second win with the Ducks in relief of Frederik Andersen, stopping 14-of-16 shots and two-of-three shootout attempts for a 6-5 victory on Nov. 12 vs. LA...set season highs in both saves (33) and shots faced (36) in a 3-2 overtime setback, Nov. 5 vs. NYI...stopped 16-of-18 shots en route to a 3-2 win in his Anaheim debut on Nov. 2 @ COL...was recalled earlier in the day and inserted into the starting lineup after John Gibson was injured during warmups...marked his first win in the NHL since Oct. 7, 2013 with Edmonton...missed five games with a fractured hand, Dec. 1-10... in 34 games with Norfolk (AHL), posted a 9-16-7 record with three shutouts, a 2.62 GAA and .912 SV% in 34 games...led Admirals goaltenders in wins, shutouts, saves (886), minutes played (1,948) and appearances.

Season	Team	League	GP	MIN	REGULAR SEASON					PLAYOFFS					
					GA	SO	GAA	SV%	W-L-OT	GP	MIN	GA	SO	GAA	W-L
2000-01	Charlotte	ECHL	35	2100	112	1	3.20	18-10-7	.910	2	143	5	0	2.09	1-1
	Hartford	AHL	4	156	12	0	4.61	1-1-0	.871	-	-	-	-	-	-
	NY RANGERS	NHL	1	10	0	0	0.00	0-0-0	1.000	-	-	-	-	-	-
2001-02	Charlotte	ECHL	13	744	29	0	2.34	9-3-1	.924	4	212	12	0	3.39	2-2
	Hartford	AHL	20	1058	55	0	3.12	7-11-1	.912	-	-	-	-	-	-
2002-03	Hartford	AHL	46	2452	105	2	2.57	18-17-6	.915	2	117	6	0	3.07	0-2
2003-04	Hartford	AHL	59	3393	90	13	1.59	34-9-9	.936	16	1043	30	3	1.73	11-5
	NY RANGERS	NHL	4	198	16	0	4.85	1-2-0	.824	-	-	-	-	-	-
2004-05	Hartford	AHL	53	2937	90	6	1.84	31-16-2	.934	4	238	9	0	2.27	1-3
2005-06	LOS ANGELES	NHL	29	1433	69	1	2.89	11-9-2	.900	-	-	-	-	-	-
	Manchester	AHL	3	185	10	0	3.25	1-1-1	.907	-	-	-	-	-	-
2006-07	Manchester	AHL	62	3619	133	7	2.21	39-20-1	.933	13	824	38	1	2.77	6-7
2007-08	LOS ANGELES	NHL	45	2421	121	1	3.00	17-23-2	.910	-	-	-	-	-	-
2008-09	LOS ANGELES	NHL	19	995	47	2	2.83	5-8-4	.893	-	-	-	-	-	-
	VANCOUVER	NHL	9	451	20	0	2.66	3-2-2	.915	-	-	-	-	-	-
2009-10	PHOENIX	NHL	17	928	33	0	2.13	8-5-1	.928	-	-	-	-	-	-
2010-11	PHOENIX	NHL	17	883	48	2	3.26	7-6-3	.909	-	-	-	-	-	-
2011-12	PHOENIX	NHL	19	1015	43	0	2.54	3-9-3	.912	-	-	-	-	-	-
2012-13	PHOENIX	NHL	15	726	32	0	2.64	4-6-2	.923	-	-	-	-	-	-
2013-14	EDMONTON	NHL	7	348	19	0	3.28	1-3-0	.870	-	-	-	-	-	-
	Oklahoma City	AHL	2	124	4	0	1.93	0-1-1	.953	-	-	-	-	-	-
	Rockford	AHL	32	1859	91	0	2.94	15-15-2	.901	-	-	-	-	-	-
2014-15	ANAHEIM	NHL	5	207	9	0	2.61	2-0-1	.909	-	-	-	-	-	-
	Norfolk	AHL	34	1948	85	3	2.62	9-16-7	.912	-	-	-	-	-	-
NHL Totals			187	9614	457	6	2.85	62-73-20	.907	-	-	-	-	-	-

2014-15 SINGLE GAME HIGHS:

Saves: 33, Nov. 5 vs. NYI
Shots Faced: 36, Nov. 5 vs. NYI
Goals Against: 3, Nov. 5 vs. NYI
Winning Streak: None
Losing Streak: None
Shutout Sequence: 44:37, Nov. 2-5 (spanning two games)
Consecutive Games Played: Two games, Nov 2-5
Consecutive Starts: Two games, Nov 2-5
Penalty Shots: None
*career high; #ties career high



HAMPUS LINDHOLM

47 | Defenseman

Shoots: Left **Height:** 6-3 **Weight:** 205 **Age:** 21; turns 22 on January 20, 2016
Born: Jan. 20, 1994; Helsingborg, Sweden **Hometown:** Helsingborg, Sweden
Drafted: By Anaheim in the first round (6th overall) of the 2012 NHL Draft

2014-15 Statistics		STATS	GP	G	A	Pts	PIM	PPG	SHG	GWG	Shots	Shot%
Home:	40, 3-16=19, +20	Season	78	7	27	34	32	0	0	1	107	6.5
Road:	38, 4-11=15, +5	Career	156	13	51	64	68	1	0	2	223	5.8
Total:	78, 7-27=34, +25	REAL TIME										
		TOI	TOI/Game	Faceoff W-L	FO Win%	Hits	Takeaways	Giveaways	Blocked Shots	+/-		
		1,697:18	21:45	0-0	0.0	59	29	68	77	+25		

Playoff Experience: Made his Stanley Cup Playoff debut in 2014, collecting 0-2=2 points in 11 games vs. DAL and LA... earned his first career postseason point (assist) in Game 3 of the Second Round, May 8 @ LA... appeared in his first career NHL Playoff game in Game 1 of the First Round, Apr. 16 vs. DAL.

2014-15 Regular Season: Appeared in his second NHL season with Anaheim, scoring 7-27=34 points with a +25 rating and 32 PIM in 78 games... at the age of 21, has posted a +54 career rating in his first two NHL seasons, leading all NHL defensemen and ranking fourth overall in the league... no other defenseman in the top five is under the age of 27... also finished tied for second among league blueliners in plus/minus in 2014-15... established career highs in goals, assists and points... led the team in plus/minus, co-led in shifts-per-game (26.3) and ranked second in TOI (21:45)... led Anaheim defensemen in takeaways (29), co-led in assists and finished second in scoring and appearances... collected five multi-point games and three multi-assist contests... was credited with a career-high seven shots in a 4-3 shootout win, Feb. 23 vs. DET... twice recorded a career-tying +4 rating, including Apr. 1 vs. EDM and Feb. 20 @ CGY... earned his second career GWG as part of a two-point game (1-1=2) in a 5-1 win, Jan. 16 vs. NJ... recorded a career-high four-game point/assist streak (0-4=4), Dec. 3-10... his career-high 29:25 TOI on Nov. 28 vs. CHI was tops among all Anaheim skaters in 2014-15... appeared in his 100th career NHL game, Nov. 23 vs. ARI... missed two games with a lower-body injury (Dec. 19 & Feb. 10).


PLAYOFF SINGLE GAME CAREER HIGHS

Goals: None
Assists: 1, two times (last: May 16, 2014 vs. LA, Second Round Game 7)
Points: 1, two times (last: May 16, 2014 vs. LA, Second Round Game 7)
Shots: 3, May 14, 2014 @ LA, Second Round Game 6
PIM: None
Plus/Minus: +2, May 3, 2014 vs. LA, Second Round Game 1
TOI: 21:34, May 3, 2014 vs. LA, Second Round Game 1

2014-15 SINGLE GAME HIGHS:

Goals: 1, seven times (last: Mar. 11 @ CGY)
#Assists: 2, three times (last: Mar. 15 @ NSH)
#Points: 2, five times (last: Mar. 15 @ NSH)
PIM: 2, 16 times (last: Apr. 3 vs. COL)
***TOI:** 29:25, Nov. 28 vs. CHI
***Shots:** 7, Feb. 23 vs. DET
#Plus/Minus: +4, two times (last: Apr. 1 vs. EDM)
Goal Streak: None
***Assist Streak:** Four games, Dec. 3-10 (0-4=4)
***Point Streak:** Four games, Dec. 3-10 (0-4=4)
Penalty Shots: None
***career high; #ties career high**

CAREER STATISTICS			REGULAR SEASON							PLAYOFFS				
Season	Team	League	GP	G	A	P	PIM	+/-	GP	G	A	P	PIM	
2011-12	Rogle	Sweden-2	20	1	3	4	12	-1	10	1	4	5	6	
	Rogle Jr.	Sweden Jr.	28	5	12	17	16	+25	-	-	-	-	-	
	Rogle Jr. U18	Sweden Jr.	1	1	3	4	2	-	-	-	-	-	-	
2012-13	Norfolk	AHL	44	1	10	11	16	+5	-	-	-	-	-	
2013-14	ANAHEIM	NHL	78	6	24	30	36	+29	11	0	2	2	0	
2014-15	ANAHEIM	NHL	78	7	27	34	32	+25	-	-	-	-	-	
NHL Totals			156	13	51	64	68	+54	11	0	2	2	0	
AHL Totals			44	1	10	11	16	+5	-	-	-	-	-	



PATRICK MAROON

19 | Left Wing

Shoots: Left **Height:** 6-2 **Weight:** 231 **Age:** 26; turns 27 on Apr. 23, 2015
Born: Apr. 23, 1988; St. Louis, Missouri **Hometown:** St. Louis, Missouri
Acquired: From Philadelphia with David Laliberte in exchange for Danny Syvret and Rob Bordson, Nov. 21, 2010
Drafted: By Philadelphia in the sixth round (161st overall) of the 2007 NHL Entry Draft

2014-15 Statistics		STATS	GP	G	A	Pts	PIM	PPG	SHG	GWG	Shots	Shot%	
Home:	35, 6-11=17, -3	Season	71	9	25	34	82	1	0	1	120	7.5	
Road:	36, 3-14=17, -2	Career	148	22	44	66	195	2	0	4	235	9.4	
Total:	71, 9-25=34, -5	REAL TIME											
		TOI	TOI/Game	Faceoff W-L	FO Win%	Hits	Takeaways	Giveaways	Blocked Shots	+/-			
		1,014:05	14:16	7-14	33.3	120	16	25	10	-5			

Playoff Experience: Made his Stanley Cup Playoff debut in 2014, earning 2-5=7 points with 38 PIM in 13 games vs. DAL and LA...recorded a six-game point streak (2-4=6) from Apr. 23-May 8, the longest by a rookie since LA's Warren Rychel in 1993... finished the playoffs ranked tied for sixth among rookies in scoring and sixth in assists...scored his first Stanley Cup Playoff goal in Game 4 of the First Round, Apr. 23 @ DAL...picked up his first career playoff point (assist) in his postseason debut in Game 1 of the First Round, Apr. 16 vs. DAL.

2014-15 Regular Season: Appeared in his fourth NHL season with Anaheim, collecting 9-25=34 points with 82 PIM in 71 games...established career highs in assists, points and appearances...ranked second on the club in PIM...notched six multi-point games and three multi-assist contests...set single-season career highs with his 30th point on Mar. 15 vs. NSH and his 19th assist on Jan. 30 vs. CHI...logged a season-high 19:36 TOI, Dec. 22 vs. SJ...appeared in his 100th career NHL game in a 4-2 Ducks win, Dec. 12 @ EDM...scored his second career PPG in a 5-4 shootout victory, Dec. 3 vs. PHI...led the Ducks to a 2-1 win with his fourth career GWG, Nov. 23 vs. ARI...missed eight games with an MCL sprain (Oct. 14-30) and one game due to illness (Apr. 3).


PLAYOFF SINGLE GAME CAREER HIGHS

Goals: 1, two times (last: May 5, 2014 vs. LA, CSF Game 2)
Assists: 1, five times (last: May 8, 2014 @ LA, CSF Game 3)
Points: 1, seven times (last: May 8, 2014 @ LA, CSF Game 3)
SOG: 6, Apr. 21, 2014 @ DAL, CQF Game 3
PIM: 14, Apr. 25, 2014 vs. DAL, CQF Game 5
Plus/Minus: +2, Apr. 27, 2014 @ DAL, CQF Game 6
TOI: 16:38, Apr. 23, 2014 @ DAL, CQF Game 4

2014-15 SINGLE GAME HIGHS

Goals: 1, nine times (last: Mar. 26 @ BOS)
#Assists: 2, three times (last: Mar. 15 vs. NSH)
#Points: 2, six times (last: Mar. 15 vs. NSH; 0-2=2)
PIM: 7, two times (last: Feb. 8 @ TB)
TOI: 19:36, Dec. 22 vs. SJ
#Shots: 5, two times (last: Jan. 4 vs. NSH)
Plus/Minus: +2, six times (last: Feb. 20 @ CGY)
***Goal Streak:** Three games, Jan. 21-29 (3-0=3)
Assist Streak: Three games, Oct. 9-13 (0-3=3)
***Point Streak:** Six games, Jan. 16-30 (4-4=8)
Penalty Shots: None
***career high; #ties career high**

CAREER STATISTICS			REGULAR SEASON					PLAYOFFS					
Season	Team	League	GP	G	A	P	PIM	+/-	GP	G	A	P	PIM
2007-08	London	OHL	64	35	55	90	57	+13	5	0	1	1	10
	Philadelphia	AHL	1	0	0	0	0	-2	-	-	-	-	-
2008-09	Philadelphia	AHL	80	23	31	54	62	+2	4	1	2	3	13
2009-10	Adirondack	AHL	67	11	33	44	125	-15	-	-	-	-	-
2010-11	Adirondack	AHL	9	5	3	8	30	-1	-	-	-	-	-
	Syracuse	AHL	57	21	27	48	68	+6	-	-	-	-	-
2011-12	Syracuse	AHL	75	32	42	74	120	+17	4	0	0	0	4
	ANAHEIM	NHL	2	0	0	0	2	0	-	-	-	-	-
2012-13	Norfolk	AHL	64	26	24	50	139	0	-	-	-	-	-
	ANAHEIM	NHL	13	2	1	3	10	-1	-	-	-	-	-
2013-14	ANAHEIM	NHL	62	11	18	29	101	+11	13	2	5	7	38
2014-15	ANAHEIM	NHL	71	9	25	34	82	-5	-	-	-	-	-
NHL Totals			148	22	44	66	195	+5	13	2	5	7	38



KYLE PALMIERI

21 | Right Wing

Shoots: Right **Height:** 5-11 **Weight:** 196 **Age:** 24; turns 25 on Feb. 1, 2016
Born: Feb. 1, 1991; Smithtown, NY **Hometown:** Montvale, NJ
Drafted: By Anaheim in the first round (26th overall) of the 2009 NHL Draft

2014-15 Statistics
 Home: 29, 7-6=13, -6
 Road: 28, 7-9=16, +4
Total: 57, 14-15=29, -2

STATS	GP	G	A	Pts	PIM	PPG	SHG	GWG	Shots	Shot%
Season	57	14	15	29	37	5	0	4	112	12.5
Career	198	43	46	89	90	7	0	13	395	10.9

REAL TIME										
TOI	TOI/Game	Faceoff W-L	FO Win%	Hits	Takeaways	Giveaways	Blocked Shots	+/-		
803:31	14:05	6-6	50.0	97	15	27	24	-2		

Playoff Experience: Has appeared in the Stanley Cup Playoffs on three previous occasions with Anaheim...collected three goals (3-0=3) with a +1 rating and 14 PIM in nine postseason games vs. DAL and LA in 2014...led the club in shooting percentage (25.0)...scored Anaheim's first goal of the playoffs in a 4-3 win in Game 1 of the First Round, Apr. 16 vs. DAL...also scored in back-to-back games in his final two appearances in Games 6-7 of the Second Round vs. LA, May 14-16...in 2013, collected 3-2=5 points in seven CQF series contests vs. DET...led the club with a +5 rating, co-led in goals and ranked tied for third in points...scored his first career playoff point (assist) and first playoff goal as part of a two-point night (1-1=2) in Game 2 of the CQF, May 2 vs. DET...had a three-game point streak (2-1=3), May 6-10...scored Anaheim's first goal in Game 5 of the CQF, May 8 vs. DET...also scored Anaheim's first goal in Game 6 of the CQF, May 10 @ DET...in 2011, made his Stanley Cup Playoffs debut in Game 3 of the CQF, Apr. 17 @ NSH, going scoreless on one shot in 10:07 TOI.

2014-15 Regular Season: Appeared in his fifth NHL season with Anaheim, recording 14-15=29 points with 37 PIM in 57 games...set a career best in PPG (5), tied a career high in goals and fell two shy of matching his personal best in points (31 in 2013-14)...ranked tied for second on the team in PPG and tied for third in power-play points (11)...posted three multi-point games, including his first two career multi-assist contests on Dec. 5 @ MIN and Feb. 21 @ EDM...scored his career-tying 14th goal of the season in a 3-2 win, Mar. 28 @ NYI...posted a career-high four-game point streak (1-4=5), Feb. 18-23...during his four-game scoring streak, registered a career-tying seven shots on net in a 6-3 victory on Feb. 20 @ CGY...had a trio of career-tying two-game goal streaks, including Jan. 21-27 (2-0=2), Jan. 11-14 (2-1=3) and Nov. 23-25 (2-0=2)...recorded his fifth goal of the season at seven seconds of the second period on Dec. 12 @ EDM, the fastest in club history to start any period...scored his second career OT goal in a 4-3 win, Dec. 7 @ WPG...was charged with a career-high 15 PIM, Nov. 28 vs. CHI...made his season debut after returning from a high ankle sprain, Nov. 16 vs. FLA...missed 17 games from Oct. 9-Nov. 15...also missed six games with a shoulder injury, Dec. 18-31.


PLAYOFF SINGLE GAME CAREER HIGHLIGHTS

Goals: 1, six times (last: May 16, 2014 vs. LA, Second Round Game 7)
Assists: 1, two times (last: May 6, 2013 @ DET, CQF Game 4)
Points: 2, May 2, 2013 vs. DET, CQF Game 2 (1-1=2)
Shots: 2, eight times (last: May 14, 2014 vs. LA, Second Round Game 6)
PIM: 10, Apr. 23, 2014 @ DAL, First Round Game 4
Plus/Minus: +2, May 2, 2013 vs. DET, CQF Game 2
TOI: 13:23, Apr. 21, 2014 @ DAL, First Round Game 3

2014-15 SINGLE GAME HIGHS:

Goals: 1, 14 times (last: Mar. 28 @ NYI)
***Assists:** 2, two times (last: Feb. 21 @ EDM)
Points: 2, three times (last: Feb. 21 @ EDM)
***PIM:** 15, Nov. 28 vs. CHI
***TOI:** 19:44, Feb. 25 vs. OTT
***Shots:** 7, two times (last: Feb. 20 @ CGY)
Plus/Minus: +2, six times (last: Mar. 29 @ NJ)
#Goal Streak: Two games, three times (last: Jan. 21-27; 2-0=2)
Assist Streak: Two games, Feb. 21-23 (0-3=3)
***Point Streak:** Four games, Feb. 18-23 (1-4=5)
Penalty Shots: None
 *career high; #ties career high

CAREER STATISTICS		REGULAR SEASON							PLAYOFFS				
Season Team	League	GP	G	A	P	PIM	+/-	GP	G	A	P	PIM	
2007-08 USNTDP	U-17	39	20	10	30	51	-	-	-	-	-	-	
USNTDP	U-18	27	9	9	18	20	-	-	-	-	-	-	
2008-09 USNTDP	U-18	33	15	15	30	51	-	-	-	-	-	-	
2009-10 Notre Dame	CCHA	33	9	8	17	36	-	-	-	-	-	-	
2010-11 Syracuse	AHL	62	29	22	51	56	-2	-	-	-	-	-	
ANAHEIM	NHL	10	1	0	1	0	-1	1	0	0	0	0	
2011-12 Syracuse	AHL	51	33	25	58	53	+10	4	1	1	2	0	
ANAHEIM	NHL	18	4	3	7	6	+3	-	-	-	-	-	
2012-13 Norfolk	AHL	33	13	12	25	54	-13	7	3	2	5	4	
ANAHEIM	NHL	42	10	11	21	9	+2	7	3	2	5	4	
2013-14 ANAHEIM	NHL	71	14	17	31	38	+9	-	-	-	-	-	
2014-15 ANAHEIM	NHL	57	14	15	29	37	-2	-	-	-	-	-	
NHL Totals		198	43	46	89	90	+11	17	6	2	8	18	



COREY PERRY

10 | Right Wing

Shoots: Right **Height:** 6-3 **Weight:** 213 **Age:** 29; turns 30 on May 16, 2015
Born: May 16, 1985; Peterborough, Ontario **Hometown:** London, Ontario
Drafted: By Anaheim in the first round (28th overall) of the 2003 NHL Entry Draft

STATS	GP	G	A	Pts	PIM	PPG	SHG	GWG	Shots	Shot%
Season	67	33	22	55	67	4	0	3	193	17.1
Career	722	296	306	602	868	80	6	53	2,213	13.4

2014-15 Statistics

Home: 34, 19-10=29, +4

Road: 33, 14-12=26, +9

Total: 67, 33-22=55, +13

REAL TIME

TOI	TOI/Game	Faceoff W-L	FO Win%	Hits	Takeaways	Giveaways	Blocked Shots	+/-
1,212:45	18:06	3-9	25.0	64	25	46	27	+13

Playoff Experience: Has qualified for the postseason in eight of his 10 seasons with Anaheim...among franchise leaders, ranks third in all-time points (56) and all-time goals (22), tied for second in assists (34) and tied for fifth in PPG (6)...appeared in all 13 Stanley Cup Playoff games vs. DAL and LA in 2014, earning 4-7=11 points with 19 PIM...ranked second on the team in scoring and assists, and tied for second in goals...matched his career high in points (1-2=3) and assists in Game 5 of the First Round, Apr. 25 vs. DAL...appeared in all seven CQF contests vs. DET in 2013, collecting two assists with four PIM...earned the primary assist on the GWG in a 4-0 victory in Game 3 of the CQF, May 4 @ DET...in 2011, appeared in all six CQF games vs. NSH, recording 2-6=8 points with four PIM...led the team in scoring and co-led in assists...had three consecutive multi-point contests in Games 2-4 (2-6=8), Apr. 15-20...tied his playoff career high in points (3) in Game 2 and 4, and in assists (2) in Games 2-4...in 2009, appeared in all 13 postseason contests in the CQF vs. SJ and CSF vs. DET, collecting 8-6=14 points...had a playoff-high five-game point streak (4-3=7), Apr. 23-May 3...scored the GWG in Game 5 of the CSF, May 12 vs. DET...set playoff career highs in goals and points (2-1=3) in Game 3 of the CSF, May 7 vs. DET...collected 1-1=2 points and a postseason career-high +3 rating in Game 4 of the CQF, Apr. 23 vs. SJ...in 2008, appeared in three of Anaheim's six CQF games vs. DAL...made his 2008 playoff debut in Game 4 of the CQF on Apr. 17 @ DAL after recovering from a right quadriceps injury...recorded a point in each of his three games, collecting two goals and an assist...won his first Stanley Cup with Anaheim in 2007, playing all 21 postseason contests...was fourth on team in goal scoring (6) and tied for seventh in the NHL in points (15)...tied for second in club history for most points in a single playoff season behind teammate Ryan Getzlaf...collected 3-4=7 points over the last six playoff games...scored the final goal (unassisted) of the 2007 postseason at the 17:00 mark of the third period in Game 5 of the SCF, June 6 vs. OTT...scored a his first career playoff goal in Game 5 of the CQF, Apr. 19 vs. MIN...in 2006, appeared in his first Stanley Cup Playoffs, earning 0-3=3 points in 11 postseason games...ranked tied for second among rookies in PPA (2)...collected his first career NHL playoff point in Game 3 of the CQF, Apr. 25 vs. CGY...made his NHL playoff debut in Game 1 of the CQF, Apr. 21 @ CGY.

2014-15 Regular Season: Appeared in his 10th NHL season with Anaheim, earning 33-22=55 points with a +13 rating and 67 PIM in 67 games...among NHL leaders, ranked tied for 10th in goals, eighth in goals-per-game (.50) and tied for seventh in shooting percentage (17.1)...with his 33rd goal of the season on Apr. 1 vs. EDM, became the fourth Duck to record 600 career points...only Teemu Selanne (988), Ryan Getzlaf (678) and Paul Kariya (669) have more with the franchise...recorded his fifth career 30-goal season on Mar. 22 @ NYR, the third-most in franchise history behind only Selanne (7) and Kariya (6)...scored his sixth career overtime goal on Mar. 20 vs. COL, ranking tied for second on the franchise all-time list in OT goals with Selanne...appeared in his 700th career NHL game, Feb. 21 @ EDM...on Feb. 12 at Carolina, Perry became the fourth Duck to reach 300 career assists, joining Selanne (531), Getzlaf (462) and Kariya (369)...was named the NHL's Second Star of the Week on Feb. 9 after co-leading the league in goals and points (4-2=6) from Feb. 2-8...earned his franchise record-tying third hat trick of the season (3-0=3) on Jan. 14 vs. TOR, becoming the seventh NHL player since the 1995-96 season to have three hat tricks in his first 29 games of the season and the first since WSH's Alexander Semin in 2010-11 (no player has more than three)...matched Paul Kariya for the second-most hat tricks in club history (8) and Teemu Selanne for the single-season franchise record...posted two hat tricks in the first seven games, becoming the sixth NHL player in 29 years to record multiple hat tricks in the first seven games of a season...with three goals (3-0=3) on Oct. 9 @ PIT, Perry became the first Duck to record a hat trick in a season opener...was named NHL's First Star for the Month of October, marking the sixth time in franchise history that a Ducks player has won the award (three different players)...was also the last Duck to do so (March, 2011)...led the NHL in goals (10) in October...became Anaheim's all-time PIM leader (824), Oct. 26 vs. SJ...missed 10 games with a knee sprain (Dec. 7-28) and five games with the mumps virus (Nov. 5-15).

CAREER STATISTICS

Season	Team	League	REGULAR SEASON						PLAYOFFS				
			GP	G	A	P	PIM	+/-	GP	G	A	P	PIM
2001-02	London	OHL	67	28	31	59	56	-	12	2	3	5	30
2002-03	London	OHL	67	25	53	78	145	-	14	7	16	23	27
2003-04	London	OHL	66	40	73	113	98	-	15	7	15	22	20
	Cincinnati	AHL	-	-	-	-	-	-	3	1	1	2	4
2004-05	London	OHL	60	47	83	130	117	-	18	11	27	38	46
2005-06	Portland	AHL	19	16	18	34	32	-	1	1	0	1	0
	ANAHEIM	NHL	56	13	12	25	50	+1	11	0	3	3	16
2006-07	ANAHEIM	NHL	82	17	27	44	55	+12	21	6	9	15	37
2007-08	ANAHEIM	NHL	70	29	25	54	108	+12	3	2	1	3	8
2008-09	ANAHEIM	NHL	78	32	40	72	109	+10	13	8	6	14	36
2009-10	ANAHEIM	NHL	82	27	49	76	111	0	-	-	-	-	-
	Canada	Olympics	7	4	1	5	2	-	-	-	-	-	-
2010-11	ANAHEIM	NHL	82	50	48	98	104	+9	6	2	6	8	4
2011-12	ANAHEIM	NHL	80	37	23	60	127	-7	-	-	-	-	-
2012-13	ANAHEIM	NHL	44	15	21	36	72	+10	7	0	2	2	4
2013-14	ANAHEIM	NHL	81	43	39	82	65	+32	-	-	-	-	-
	Canada	Olympics	6	0	1	1	0	+4	-	-	-	-	-
2014-15	ANAHEIM	NHL	67	33	22	55	67	+13	-	-	-	-	-
NHL TOTALS			722	296	306	602	868	+92	74	22	34	56	124


PLAYOFF SINGLE GAME CAREER HIGHLIGHTS

Goals: 2, May 7, 2009 vs. DET, CSF Game 4
 Assists: 2, five times (last: Apr. 20, 2011 @ NSH, CQF Game 4)
 Points: 3, three times (last: Apr. 20, 2011 @ NSH, CQF Game 4; 1-2=3)
 SOG: 7, Apr. 19, 2007 vs. MIN, CQF Game 5
 PIM: 17, May 12, 2009 vs. DET, CSF Game 6
 Plus/Minus: +3, Apr. 23, 2009 vs. SJ, CQF Game 4
 TOI: 38:06, May 3, 2009 @ DET, CSF Game 2

2013-14 SINGLE GAME HIGHS

Goals: 2, eight times (last: Apr. 2 vs. EDM)
 Assists: 3, Dec. 21 @ NYI
 Points: 4, Jan. 15 vs. VAN (2-2=4)
 PIM: 7, Feb. 28 vs. STL
 TOI: 24:21, Mar. 23 vs. FLA
 Shots: 8, four times (last: Apr. 21 @ EDM)
 Plus/Minus: +3, six times (last: Apr. 2 vs. EDM)
 *Goal Streak: Seven games, Nov. 29-Dec. 11 (7-2=9)
 Assist Streak: Three games, Jan. 15-Jan. 18 (2-4=6)
 Point Streak: Nine games, Nov. 23-Dec. 11 (9-3=12)
 Penalty Shots: None

*career high; #ties career high



RICKARD RAKELL

67 | Right Wing

Shoots: Right **Height:** 6-1 **Weight:** 200 **Age:** 21; turns 22 on May 5, 2015
Born: May 5, 1993; Sundbyberg, Sweden **Hometown:** Sundbyberg, Sweden
Drafted: By Anaheim in the first round (30th overall) of the 2011 NHL Draft

2014-15 Statistics		STATS	GP	G	A	Pts	PIM	PPG	SHG	GWG	Shots	Shot%
Home:	36, 7-11=18, +4	Season	71	9	22	31	10	2	0	1	105	8.6
Road:	35, 2-11=13, +2	Career	93	9	26	35	12	2	0	1	130	6.9
Total:	71, 9-22=31, +6	REAL TIME										
		TOI	TOI/Game	Faceoff W-L	FO Win%	Hits	Takeaways	Giveaways	Blocked Shots	+/-		
		892:37	12:34	310-355	46.6	79	18	33	22	+6		

Playoff Experience: Made his Stanley Cup Playoff debut in 2014, scoring 1-1=2 points in four games...scored his first career NHL goal (Lehtonen) in Game 5 of the First Round on Apr. 25 vs. DAL and earned his first career postseason assist in Game 6 of the First Round on Apr. 27 @ DAL...made his postseason debut in Game 4 of the First Round, Apr. 23 @ DAL.

2014-15 Regular Season: Appeared in his third season with Anaheim, scoring 9-22=31 points with a +6 rating and 10 PIM in 71 games...set career bests in goals, assists, points, plus/minus, shots (105) and appearances...ranked tied for ninth among NHL rookies in assists and eighth in power-play points (2-7=9)...scored his first career GWG in a 3-1 Anaheim win on Mar. 4 vs. MTL...also collected his two career PPG on Jan. 11 vs. WPG and Jan. 30 vs. CHI...tied a franchise single-game rookie record for points with 2-2=4 in a 5-4 win on Jan. 11 vs. WPG...matched a club record originally established by Stanislav Chistov on Oct. 10, 2002 @ STL and matched by Ryan Getzlaf on Mar. 24, 2006 vs. NSH...logged a career-best 17:45 TOI in a 4-3 shootout win, Feb. 23 vs. DET...posted a career-high point/assist streak (0-3=3), Feb. 18-21...scored his first career regular-season goal in a 3-2 overtime win, Dec. 22 vs. SJ...also played two games with Norfolk (AHL) from Dec. 2-5, earning 1-3=4 points with a +3 rating.

PLAYOFF SINGLE GAME CAREER HIGHS

Goals: 1, Apr. 25, 2014 vs. DAL, First Round Game 5
Assists: 1, Apr. 27, 2014 @ DAL, First Round Game 6
Points: 1, two times (last: Apr. 27, 2014 @ DAL, First Round Game 6)
SOG: 1, two times (last: Apr. 27, 2014 @ DAL, First Round Game 6)
PIM: None
Plus/Minus: +0, two times (last: May 10, 2014 @ LA, Second Round Game 4)
TOI: 12:34, Apr. 27, 2014 @ DAL, First Round Game 6

2014-15 SINGLE GAME HIGHS:

***Goals:** 2, Jan. 11 vs. WPG
 ***Assists:** 2, two times (last: Feb. 5 @ NSH)
 ***Points:** 4, Jan. 11 vs. WPG (2-2=4)
 ***PIM:** 2, five times (last: Apr. 1 vs. EDM)
 ***TOI:** 17:45, Feb. 23 vs. DET
 ***Shots:** 5, two times (last: Mar. 20 vs. COL)
 ***Plus/Minus:** +2, three times (last: Mar. 20 vs. COL)
 Goal Streak: None
 ***Assist Streak:** Three games, Feb. 18-21 (0-3=3)
 ***Point Streak:** Three games, two times (last: Feb. 18-21, 0-3=3)
 Penalty Shots: None

*career high; #ties career high

CAREER STATISTICS		REGULAR SEASON						PLAYOFFS					
Season	Team	League	GP	G	A	P	PIM	+/-	GP	G	A	P	PIM
2010-11	Plymouth	OHL	49	20	25	45	12	+14	1	0	0	0	0
2011-12	Plymouth	OHL	60	28	34	62	12	+9	13	2	10	12	0
2012-13	Plymouth	OHL	40	21	23	44	12	+19	15	6	9	15	10
	ANAHEIM	NHL	4	0	0	0	0	-2	-	-	-	-	-
2013-14	Norfolk	AHL	46	14	23	37	12	+7	-	-	-	-	-
	ANAHEIM	NHL	18	0	4	4	2	-3	4	1	1	2	0
2014-15	ANAHEIM	NHL	71	9	22	31	10	+6	-	-	-	-	-
	Norfolk	AHL	2	1	3	4	0	+3	-	-	-	-	-
NHL Totals			93	9	26	35	12	+1	4	1	1	2	0
AHL Totals			48	15	26	41	12	+10	-	-	-	-	-



JIRI SEKAC

46 | Left Wing

Shoots: Left **Height:** 6-2 **Weight:** 195 **Age:** 22; turns 23 on June 10, 2015
Born: June 10, 1992; Kladno, Czech Republic **Hometown:** Kladno, Czech Republic
Acquired: From Montreal in exchange for Devante Smith-Pelly, Feb. 24, 2015
Drafted: Not drafted

2014-15 Statistics

Home: 36, 7-10=17, +2

Road: 33, 2-4=6, -2

Total: 69, 9-14=23, +0

STATS	GP	G	A	Pts	PIM	PPG	SHG	GWG	Shots	Shot%
Season	69	9	14	23	22	2	0	0	85	10.6
Career	69	9	14	23	22	2	0	0	85	10.6

REAL TIME

TOI	TOI/Game	Faceoff W-L	FO Win%	Hits	Takeaways	Giveaways	Blocked Shots	+/-
936:27	13:34	0-2	0.0	75	26	27	29	+0


Playoff Experience: Has yet to appear in the Stanley Cup Playoffs.

2014-15 Regular Season: Split his NHL rookie season with Anaheim and Montreal, combining for 9-14=23 points with an even plus/minus rating and 22 PIM in 69 games...recorded four multi-point games and two PPG...was acquired by the Ducks on Feb. 24 and went on to score 2-5=7 points with a +2 rating and four PIM in 19 games...scored his first goal as a Duck in a 3-2 OT win, Mar. 20 vs. COL...made his Anaheim debut on Feb. 25 vs. OTT and collected his first point (assist) as a Duck on Feb. 27 vs. LA...appeared in 50 games for Montreal, posting 7-9=16 points with 18 PIM...scored a career-high two goals to help the Canadiens to a 6-2 victory, Dec. 12 vs. LA...his two-goal game capped a career-tying three-game point streak (2-2=4) from Dec. 6-12...earned a +1 rating in a career-best 18:47 TOI, Nov. 29 vs. BUF...posted his first three-game scoring streak (2-2=4) from Nov. 8-13...concluded the streak by scoring his first career PPG in a 5-1 victory, Nov. 13 vs. BOS...made his NHL debut on Oct. 8 @ TOR and scored his first NHL point (goal) on Oct. 16 vs. BOS.

CAREER STATISTICS		REGULAR SEASON							PLAYOFFS				
Season	Team	League	GP	G	A	P	PIM	+/-	GP	G	A	P	PIM
2008-09	HC Kladno U17	CZR-U17	46	38	49	87	48	-	5	3	3	6	6
2009-10	Youngstown	USHL	38	2	9	11	35	-14	-	-	-	-	-
	Peterborough	OHL	8	0	0	0	-3	-	-	-	-	-	-
2010-11	Youngstown	USHL	58	18	27	45	27	5	-	-	-	-	-
2011-12	Lev Poprad	KHL	36	2	8	10	4	-	-	-	-	-	-
	Tatranski VLC	Russia-Jr.	6	8	2	10	22	-	-	-	-	-	-
2012-13	HC Lev Praha	KHL	26	0	1	1	8	-	3	0	0	0	0
	HC Sparta Praha	Extraliga	21	4	6	10	8	-	-	-	-	-	-
2013-14	HC Lev Praha	KHL	47	11	17	28	18	-	21	1	7	8	24
2014-15	MONTREAL	NHL	50	7	9	16	18	-2	-	-	-	-	-
	ANAHEIM	NHL	19	2	5	7	4	+2	-	-	-	-	-
NHL TOTALS			69	9	14	23	22	0	-	-	-	-	-
ANAHEIM TOTALS			19	2	5	7	4	+2	-	-	-	-	-

2014-15 SINGLE GAME HIGHS

*Goals: 2, Dec. 12 w/MTL vs. LA
*Assists: 1, 14 times (last: Apr. 3 vs. COL)
*Points: 2, four times (last: Apr. 3 vs. COL; 1-1=2)
*PIM: 2, 11 times (last: Mar. 1 @ DAL)
*TOI: 18:47, Nov. 29 w/MTL vs. BUF
*Shots: 4, four times (last: Mar. 22 @ NYR)
*Plus/Minus: +2, four times (last: Mar. 20 vs. COL)
Goal Streak: None
Assist Streak: Two games, three times (last: Feb. 27-Mar 1; 0-2=2)
Point Streak: Three games, two times (last: Dec. 6-12; 2-2=4)
Penalty Shots: None
*career high; #ties career high



JAKOB SILFVERBERG

33 | Right Wing

Shoots: Right **Height:** 6-0 **Weight:** 199 **Age:** 24; turns 25 on Oct. 13, 2015
Born: Oct. 13, 1990; Gävle, Sweden **Hometown:** Gävle, Sweden
Acquired: From Ottawa with Stefan Noesen and a first-round selection in the 2014 NHL Draft in exchange for Bobby Ryan, July 5, 2013
Drafted: By Ottawa in the second round (39th overall) of the 2009 NHL Draft

2014-15 Statistics
Home: 41, 4-15=19, +7
Road: 40, 9-11=20, +8
Total: 81, 13-26=39, +15

STATS	GP	G	A	Pts	PIM	PPG	SHG	GWG	Shots	Shot%
Season	81	13	26	39	24	2	1	2	189	6.9
Career	181	33	48	81	48	5	4	5	442	7.5

REAL TIME										
TOI	TOI/Game	Faceoff W-L	FO Win%	Hits	Takeaways	Giveaways	Blocked Shots	+/-		
1,268:35	15:39	23-27	46.0	42	41	19	37	+15		

Playoff Experience: Has appeared in the last three consecutive Stanley Cup Playoffs with Anaheim (2014) and Ottawa (2012-13)...scored two goals with four PIM in all 13 games with Anaheim vs. DAL and LA in 2014...earned the GWG in Game 5 of Round 2 on May 12 vs. LA...collected his first playoff goal as a Duck in Game 5 of the First Round, Apr. 25 vs. DAL...collected 2-2=4 points in 10 games with Ottawa against MTL and PIT in 2013...earned his first career playoff points (1-1=2) in Game 1 of the CQF, May 2 @ MTL...scored his second career postseason goal in Game 3 of the CQF, May 5 vs. MTL...helped set a franchise playoff record for fastest two Ottawa goals scored at eight seconds (Kyle Turris scored the first) in a Game 3 win over MTL...in 2012, made his NHL debut in Game 6 of the CQF, Apr. 23 vs. NYR...also appeared in Game 7 on Apr. 26 @ NYR.

2014-15 Regular Season: Appeared in his third NHL season, his second with Anaheim...recorded 13-26=39 points with a +15 rating in 81 games...set career highs in most offensive categories, including goals, assists, points, plus/minus and shots on net (189)...also scored two PPG, one SHG and two GWG...ranked tied for second on the team in appearances and third in takeaways (41)...led the league with nine shootout goals (9-for-13) and shootout percentage (69.2%, min. five attempts)... among active skaters, ranks first in shootout efficiency (minimum, 15 attempts) with a 60.9% career conversion rate (14-of-23)...set a single-game career high in assists (3) and matched a career best in points (0-3=3), helping Anaheim to a 5-1 win Apr. 1 vs. EDM...set a single-season career high with his 11th goal of the season, Mar. 13 @ MIN...logged a career-best 23:20, Feb. 23 vs. DET...posted his fourth career multi-goal game (2-0=2), including his fourth career SHG, to lead the Ducks to a 5-2 win on Feb. 5 @ NSH...established a single-season career high in assists (14), Feb. 3 vs. CAR...appeared in his 100th game as a Duck, a 4-0 victory on Jan. 27 @ VAN...posted a career-high two-game goal streak from Dec. 1-3 and a career-best four-game point streak from Dec. 1-7...earned his first career multi-assist game (0-2=2) in a 5-1 win, Oct. 13 @ BUF... missed one game with the flu, Feb. 10 @ FLA.

PLAYOFF SINGLE GAME CAREER HIGHS:

Goals: 1, four times (last: May 12, 2014 vs. LA, Second Round Game 5)
Assists: 1, two times (last: May 22, 2013 w/OTT vs. PIT, CSF Game 4)
Points: 2, May 2, 2013 w/OTT @ MTL, CQF Game 1
SOG: 5, May 22, 2013 w/OTT vs. PIT, CSF Game 4
PIM: 2, three times (last: May 3, 2014 vs. LA, Second Round Game 1)
Plus/Minus: +2, May 2, 2013 w/OTT @ MTL, CQF Game 1
TOI: 25:48, May 19, 2013 w/OTT vs. PIT, CSF Game 3

2014-15 SINGLE GAME HIGHS:

#Goals: 2, two times (last: Feb. 5 @ NSH)
***Assists:** 3, Apr. 1 vs. EDM
***Points:** 3, two times (last: Apr. 1 vs. EDM; 0-3=3)
***PIM:** 4, Jan. 17 @ LA
***TOI:** 23:20, Feb. 23 vs. DET
Shots: 7, Nov. 20 @ VAN
***Plus/Minus:** +3, four times (last: Mar. 3 @ ARI)
#Goal Streak: Two games, Dec. 5-7 (2-0=2)
Assist Streak: Two games, four times (last: Mar. 13-15; 1-2=3)
#Point Streak: Four games, Dec. 1-7 (2-2=4)
Penalty Shots: None
**career high; #ties career high*

CAREER STATISTICS		REGULAR SEASON						PLAYOFFS					
Season	Team	League	GP	G	A	P	PIM	+/-	GP	G	A	P	PIM
2008-09	Brynäs Jr.	Sweden Jr.	30	14	24	38	6	-	-	-	-	-	-
	Brynäs	Sweden	16	3	1	4	2	-	4	0	0	0	2
2009-10	Brynäs	Sweden	48	8	8	16	4	-	5	1	1	2	2
2010-11	Brynäs	Sweden	53	18	16	34	16	-	5	0	4	4	2
2011-12	Brynäs	Sweden	49	24	30	54	10	-	16	13	7	20	4
	OTTAWA	NHL	-	-	-	-	-	-	2	0	0	0	2
2012-13	Binghamton	AHL	34	13	16	29	2	+4	-	-	-	-	-
	OTTAWA	NHL	48	10	9	19	12	+9	10	2	2	4	2
2013-14	ANAHEIM	NHL	52	10	13	23	12	+2	13	2	0	2	4
	Sweden	Olympics	6	0	1	1	2	+1	-	-	-	-	-
2014-15	ANAHEIM	NHL	81	13	26	39	24	+15	-	-	-	-	-
NHL TOTALS			181	33	48	81	48	+26	25	4	2	6	8
ANAHEIM TOTALS			133	23	39	62	36	+17	13	2	0	2	4



CLAYTON STONER

3 | Defenseman

Shoots: Left **Height:** 6-3 **Weight:** 212 **Age:** 30; turns 31 on Feb. 19, 2016
Born: Feb. 19, 1985; Port McNeill, British Columbia **Hometown:** Port McNeill, British Columbia
Acquired: Signed as a free agent, July 1, 2014
Drafted: By Minnesota in the third round (79th overall) of the 2004 NHL Draft

2014-15 Statistics
Home: 26, 2-0=2, -1
Road: 29, 3-2=5, -3
Total: 55, 5-2=7, -4

STATS	GP	G	A	Pts	PIM	PPG	SHG	GWG	Shots	Shot%
Season	69	1	7	8	68	0	0	1	68	1.5
Career	296	5	34	39	364	0	0	2	248	2.0

REAL TIME										
TOI	TOI/Game	Faceoff W-L	FO Win%	Hits	Takeaways	Giveaways	Blocked Shots	+/-		
1217:20	17:38	0-0	0.0	128	10	40	84	-2		

Playoff Experience: Has appeared in two Stanley Cup Playoffs with MIN...dressed in all 13 games with MIN in the First and Second Rounds against COL and CHI in 2014, collecting 1-2=3 points with 26 PIM...had points in two straight games in the Second Round vs. CHI, May 2 and 4...made his Stanley Cup playoff debut with MIN in 2013...appeared in Game 1 of the CQF vs. CHI, collecting his first career postseason point (assist).

2014-15 Regular Season: Appeared in his sixth NHL season, his first with Anaheim...earned 1-7=8 points with 68 PIM in a career-high 69 games...led Anaheim defensemen in hits (128) and PIM, and ranked third in appearances...also led the team in fighting majors (8)...collected his second career GWG and first goal as a Duck in a 3-1 victory on Mar. 1 at DAL...logged a season-high 20:47 TOI, Feb. 6 @ WSH...earned his first point as a Duck (assist) in a 4-3 OT win, Dec. 7 @ WPG...missed five games with a lower-body injury (Jan. 21, Feb. 21, Mar 29-Apr. 3), five with the mumps virus (Nov. 23-Dec. 1) and one due to illness (Feb. 3).

CAREER STATISTICS		REGULAR SEASON						PLAYOFFS					
Season	Team	League	GP	G	A	P	PIM	+/-	GP	G	A	P	PIM
2002-03	Tri-City	WHL	58	4	12	16	85	-12	-	-	-	-	-
2003-04	Tri-City	WHL	71	7	24	31	109	+21	11	1	1	2	8
2004-05	Tri-City	WHL	60	12	34	46	81	+2	4	0	3	3	2
2005-06	Houston	AHL	73	6	18	24	92	+6	3	1	1	2	7
2006-07	Houston	AHL	65	1	6	7	104	-9	-	-	-	-	-
2007-08	Houston	AHL	56	3	12	15	78	+7	-	-	-	-	-
2008-09	Houston	AHL	63	2	22	24	81	+6	20	1	4	5	27
2009-10	Houston	AHL	26	3	7	10	52	+14	-	-	-	-	-
	MINNESOTA	NHL	8	0	2	2	12	+1	-	-	-	-	-
2010-11	MINNESOTA	NHL	57	2	7	9	96	+5	-	-	-	-	-
2011-12	MINNESOTA	NHL	51	1	4	5	62	+3	-	-	-	-	-
2012-13	MINNESOTA	NHL	48	0	10	10	42	0	1	0	1	1	0
2013-14	MINNESOTA	NHL	63	1	4	5	84	-6	13	1	2	3	26
2014-15	ANAHEIM	NHL	69	1	7	8	68	-2	-	-	-	-	-
NHL TOTALS			426	27	41	68	716	-60	14	1	3	4	26

PLAYOFF SINGLE GAME CAREER HIGHS:
Goals: 1, May 2, 2014 w/ MIN @ CHI, Second Round Game 2
Assists: 1, three times (last: May 13, 2014 w/MIN vs. CHI, Second Round Game 6)
Points: 1, four times (last: May 13, 2014 w/MIN vs. CHI, Second Round Game 6)
SOG: 3, three times (last: May 13, 2014 w/MIN vs. CHI, Second Round Game 6)
PIM: 12, Apr. 28, 2014 w/MIN vs. COL, First Round Game 6
Plus/Minus: +1, five times (last: May 6, 2014 w/MIN vs. CHI, Second Round Game 3)
TOI: 14:17, Apr. 30, 2014 w/MIN @ COL, First Round Game 7

2014-15 SINGLE GAME HIGHS:
#Goals: 1, Mar. 1 @ DAL
Assists: 1, seven times (last: Mar. 26 @ BOS)
Points: 1, eight times (last: Mar. 26 @ BOS)
PIM: 7, four times (last: Mar. 13 @ MIN)
TOI: 20:47, Feb. 6 @ WSH
#Shots: 4, two times (last: Mar. 9 @ VAN)
Plus/Minus: +2, two times (last: Jan. 27 @ VAN)
Goal Streak: None
Assist Streak: None
Point Streak: None
Penalty Shots: None

*career high; #ties career high



NATE THOMPSON

44 | Center

Shoots: Left **Height:** 6-0 **Weight:** 210 **Age:** 30; turns 31 on Oct. 5, 2015
Born: Oct. 5, 1984; Anchorage, Alaska **Hometown:** Anchorage, Alaska
Acquired: From Tampa Bay in exchange for a fourth-round and seventh-round selection in the 2015 NHL Draft
Drafted: By Boston in the sixth round (183rd overall) of the 2003 NHL Draft

2014-15 Statistics		STATS	GP	G	A	Pts	PIM	PPG	SHG	GWG	Shots	Shot%	
Home:	39, 2-7=9, +3	Season	80	5	13	18	39	0	1	3	87	5.7	
Road:	41, 3-6=9, -3	Career	471	44	59	103	238	0	5	7	611	7.2	
Total:	80, 5-13=18, +0	REAL TIME											
		TOI	TOI/Game	Faceoff W-L	FO Win%	Hits	Takeaways	Giveaways	Blocked Shots	+/-			
		1065:56	13:19	557-499	52.7	204	26	21	52	0			

Playoff Experience: Has appeared in two previous Stanley Cup Playoffs with Tampa Bay in 2011 and 2014...appeared in four First Round games vs. MTL in 2014, going scoreless...helped Tampa Bay to the ECF in 2011, collecting 1-3=4 points in 18 games vs. PIT, WSH and BOS...recorded his first postseason goal in Game 2 of the CQF on Apr. 15 @ PIT...had a career-high five shots in Game 4 of the CSF on May 5 vs. WSH...made his Stanley Cup debut on Apr. 13 @ PIT.

2014-15 Regular Season: Appeared in his eighth NHL season, his first with Anaheim...earned 5-13=18 points with an even plus/minus rating and 39 PIM in 80 games...led the Ducks in hits (204) and ranked second in faceoff win percentage (52.7)...also ranked third among Anaheim forwards in blocked shots (52)...his 80 games played were one shy of his career high (81 in 2013-14) and his 18 points and 13 assists were his highest totals since 2010-11 (10-15=25)...scored his fifth goal and career-high third GWG of the season in a 5-1 victory, Apr. 1 vs. EDM...recorded his 100th career NHL point (assist), Mar. 9 @ VAN...collected 0-2=2 points, his fourth career multi-assist game and first as a Duck, in a 6-3 win on Jan. 21 vs. CGY...had a career-tying two-game goal streak (2-0=2; seventh time), Dec. 12-13...scored his third career OT goal to lead Anaheim to a 2-1 win, Oct. 31 @ DAL...also marked his fifth career GWG and first goal as a Duck...appeared in his 400th career NHL game, Oct. 26 vs. SJ...made his Anaheim debut on Oct. 9 @ PIT...took his first career penalty shot vs. Marc-Andre Fleury (unsuccessful) in the second period...missed two games due to a lower-body injury, Feb. 25-27.

CAREER STATISTICS			REGULAR SEASON					PLAYOFFS					
Season	Team	League	GP	G	A	P	PIM	+/-	GP	G	A	P	PIM
2001-02	Seattle	WHL	69	13	26	39	42	-32	11	1	3	4	13
2002-03	Seattle	WHL	61	10	24	34	48	+7	15	5	4	9	6
2003-04	Seattle	WHL	65	13	23	36	24	+2	-	-	-	-	-
2004-05	Seattle	WHL	58	19	15	34	39	+12	12	1	2	3	2
	Providence	AHL	-	-	-	-	-	-	11	0	1	1	6
2005-06	Providence	AHL	74	8	10	18	58	-5	3	0	0	0	10
2006-07	Providence	AHL	67	8	15	23	74	-8	13	0	2	2	9
	BOSTON	NHL	4	0	0	0	0	0	-	-	-	-	-
2007-08	Providence	AHL	75	19	20	39	83	+13	10	2	3	5	4
2008-09	NY ISLANDERS	NHL	43	2	2	4	49	-11	-	-	-	-	-
2009-10	NY ISLANDERS	NHL	39	1	5	6	39	-14	-	-	-	-	-
	TAMPA BAY	NHL	32	1	3	4	17	-3	-	-	-	-	-
2010-11	TAMPA BAY	NHL	79	10	15	25	29	-6	18	1	3	4	4
2011-12	TAMPA BAY	NHL	68	9	6	15	21	-23	-	-	-	-	-
2012-13	Alaska	ECHL	24	7	14	21	23	+4	-	-	-	-	-
	TAMPA BAY	NHL	45	7	8	15	17	-2	-	-	-	-	-
2013-14	TAMPA BAY	NHL	81	9	7	16	27	+3	4	0	0	0	0
2014-15	ANAHEIM	NHL	80	5	13	18	39	0	-	-	-	-	-
NHL TOTALS			471	44	59	103	238	-56	22	1	3	4	4


PLAYOFF SINGLE GAME CAREER HIGHS:

Goals: 1, Apr. 15, 2011 w/TB @ PIT, CQF Game 2
Assists: 1, three times (last: May 17, 2011 w/TB @ BOS, ECF Game 2)
Points: 1, four times (last: May 17, 2011 w/TB @ BOS, ECF Game 2)
Shots: 5, May 4, 2011 w/TB vs. WSH, CSF Game 4
PIM: 2, two times (last: May 4, 2011 w/TB vs. WSH, CSF Game 4)
Plus/Minus: +2, three times (last: May 21, 2011 w/TB vs. BOS, ECF Game 4)
TOI: 22:12, Apr. 20, 2011 w/TB vs. PIT, CQF Game 4

2014-15 SINGLE GAME HIGHS:

Goals: 1, five times (last: Apr. 1 vs. EDM)
#Assists: 2, Jan. 21 vs. CGY
Points: 2, Jan. 21 vs. CGY (0-2=2)
PIM: 14, Oct. 26 vs. SJ
TOI: 19:29, Oct. 8 vs. DAL
Shots: 4, Dec. 18 @ MTL
Plus/Minus: +2, Apr. 1 vs. EDM
#Goal Streak: Two games, Dec. 12-13 (2-0=2)
Assist Streak: Two games, three times (last: Mar. 3-4, 0-2=2)
Point Streak: Two games, four times (last: Mar. 3-4, 0-2=2)
Penalty Shots: 0-for-1, Oct. 9 @ PIT (unsuccessful vs. Marc-Andre Fleury)

*career high; #ties career high



SAMI VATANEN

45 | Defenseman

Shoots: Right **Height:** 5-10 **Weight:** 180 **Age:** 23; turns 24 on June 3, 2015
Born: June 3, 1991; Jyvaskyla, Finland **Hometown:** Jyvaskyla, Finland
Drafted: By Anaheim in the fourth round (106th overall) of the 2009 NHL Draft

2014-15 Statistics		STATS	GP	G	A	Pts	PIM	PPG	SHG	GWG	Shots	Shot%
Home:	33, 6-12=18, +3	Season	67	12	25	37	36	7	1	1	122	9.8
Road:	34, 6-13=19, +2	Career	123	20	40	60	58	10	1	1	201	10.0
Total:	67, 12-25=37, +5	REAL TIME										
		TOI	TOI/Game	Faceoff W-L	FO Win%	Hits	Takeaways	Giveaways	Blocked Shots	+/-		
		1437:57	21:27	0-0	0.0	75	27	48	123	+5		

Playoff Experience: Made his Stanley Cup Playoff debut in 2014, recording one assist in five games...recorded his first career playoff point (assist) in Game 4 of the Second Round, May 10 @ LA...made his first career Stanley Cup Playoff appearance in Game 3, May 8 @ LA.

2014-15 Regular Season: Appeared in his third NHL season with Anaheim, collecting 12-25=37 points with a +5 rating in 67 games...set numerous career highs, including goals, PPG (7), assists, points, plus/minus and shots on net (122)...ranked tied for third among NHL defensemen in PPG...led the Ducks in PPG, power-play points (17) and blocked shots (123), and ranked third in TOI (21:27)...led team defensemen in scoring, goals and shots on net, and ranked third in assists...recorded seven multi-point games, including one multi-goal game and four multi-assist contests...appeared in his 100th career NHL game, a 4-0 win on Jan. 14 vs. TOR...earned the game-deciding goal on his first career shootout attempt to lead Anaheim to a 5-4 victory, Jan. 11 vs. WPG...ranked tied for fourth among league blueliners in December goals (4)...was the first Anaheim defenseman to score a SHG (first career) since Cam Fowler (Dec. 9, 2013 vs. NYI), Dec. 16 @ TOR...among NHL defensemen, ranked tied for third in scoring (2-9=11) and tied for second in assists during the month of November...logged a career-high 27:00 TOI on Nov. 28 vs. CHI and matched a personal best with 1-2=3 points on Nov. 18 @ CGY...his three-point performance was preceded by a career-high five-game point streak (1-5=6) from Nov. 5-15...recorded his first career multi-goal game (2-0=2) in a 3-0 shutout victory, Oct. 19 vs. STL...missed 15 games with a lower-body injury, Feb. 18-Mar. 18.

PLAYOFF SINGLE GAME CAREER HIGHS:
Goals: None
Assists: 1, May 10, 2014 @ LA, Second Round Game 4
Points: 1 (May 10, 2014 @ LA, Second Round Game 4)
Shots: 3, two times (last: May 16, 2014 vs. LA, Second Round Game 7)
PIM: None
Plus/Minus: +1, May 10, 2014 @ LA, Second Round Game 4
TOI: 22:48, May 16, 2014 vs. LA, Second Round Game 7

CAREER STATISTICS		REGULAR SEASON							PLAYOFFS				
Season	Team	League	GP	G	A	P	PIM	+/-	GP	G	A	P	PIM
2007-08	JYP Jyvaskyla	Finland Jr.	35	9	29	38	30	-	-	-	-	-	-
2008-09	JYP Jyvaskyla	Finland Jr.	20	3	7	10	22	-	-	-	-	-	-
2009-10	JYP Jyvaskyla	Finland	55	7	23	30	44	-1	14	3	4	7	6
2010-11	JYP Jyvaskyla	Finland	52	11	20	31	30	+30	3	1	1	2	0
2011-12	JYP Jyvaskyla	Finland	49	14	28	42	40	+11	4	2	0	2	4
2012-13	Norfolk	AHL	62	9	36	45	44	0	-	-	-	-	-
	ANAHEIM	NHL	8	2	0	2	0	+3	-	-	-	-	-
2013-14	Norfolk	AHL	8	2	5	7	4	0	-	-	-	-	-
	ANAHEIM	NHL	48	6	15	21	22	+9	5	0	1	1	0
	Finland	Olympics	6	0	5	5	0	+3	-	-	-	-	-
2014-15	ANAHEIM	NHL	67	12	25	37	36	+5	-	-	-	-	-
NHL TOTALS			123	20	40	60	58	+17	5	0	1	1	0
AHL TOTALS			70	11	41	52	48	0	-	-	-	-	-

2014-15 SINGLE GAME HIGHS:
*Goals: 2, Oct. 19 vs. STL
#Assists: 2, four times (last: Jan. 2 vs. STL)
#Points: 3, Nov. 18 @ CGY (1-2=3)
#PIM: 4, four times (last: Dec. 31 vs. SJ)
*TOI: 27:00, Nov. 28 vs. CHI
Shots: 6, two times (last: Apr. 11 @ ARI)
Plus/Minus: +2, eight times (last: Feb. 5 @ NSH)
*Goal Streak: Two games, Dec. 1-3 (2-0=2)
Assist Streak: Three games, Nov. 18-23 (1-4=5)
*Point Streak: Five games, Nov. 5-15 (1-5=6)
Penalty Shots: None
*career high; #ties career high



CHRIS WAGNER

62 | Center/Right Wing

Shoots: Right **Height:** 6-0 **Weight:** 202 **Age:** 23; turns 24 on May 27, 2015
Born: May 27, 1991; Walpole, Massachusetts **Hometown:** Walpole, Massachusetts
Drafted: By Anaheim in the fifth round (122nd overall) of the 2010 NHL Draft

2014-15 Statistics
 Home: 5, 0-0=0, -1
 Road: 4, 0-0=0, -1
Total: 9, 0-0=0, -2

STATS	GP	G	A	Pts	PIM	PPG	SHG	GWG	Shots	Shot%
Season	9	0	0	0	2	0	0	0	7	0.0
Career	9	0	0	0	2	0	0	0	7	0.0

REAL TIME		Faceoff W-L	FO Win%	Hits	Takeaways	Giveaways	Blocked Shots	+/-
TOI	TOI/Game	33-22	60.0	22	1	0	3	-2
79:06	8:47							


Playoff Experience: Has yet to appear in the Stanley Cup Playoffs.

2014-15 Regular Season: Made his NHL debut with Anaheim, going scoreless with two PIM in nine games...was 33-for-55 in faceoff attempts, good for a 60.0% win percentage...set several career highs in his nine games, including TOI (12:43, Apr. 1 vs. EDM), shots (2, Feb. 27 vs. LA) and PIM (2, Oct. 17 vs. MIN)...made his NHL debut in Anaheim's home opener, a 2-1 Ducks victory on Oct. 17 vs. MIN...was originally recalled from Norfolk (AHL) on Oct. 15...appeared in 48 games with the Admirals, scoring 15-13=28 points with 65 PIM...set a career high in goals and matched a career best in points...at the time of his Mar. 22 recall, led the team in goals and SHG (2) and co-led in scoring...scored his career-high 15th goal of the season in his final AHL game, Mar. 21 @ Albany...was named the CCM/AHL Player of the Week for Oct. 6-12 after scoring four goals (4-0=4) with a +3 rating...recorded his second career AHL hat trick, including a career-high two SHG, in a 5-4 win on Oct. 11 vs. Hershey...matched his season high with 1-2=3 points in a 3-2 OT win, Oct. 31 vs. Wilkes-Barre/Scranton.

CAREER STATISTICS		REGULAR SEASON					PLAYOFFS						
Season	Team	League	GP	G	A	P	PIM	+/-	GP	G	A	P	PIM
2010-11	Colgate University	ECAC	41	9	10	19	70	-	-	-	-	-	-
2011-12	Colgate University	ECAC	38	17	34	51	69	-	-	-	-	-	-
2012-13	Norfolk	AHL	70	8	13	21	65	5	-	-	-	-	-
2013-14	Norfolk	AHL	76	14	14	28	68	-6	10	2	3	5	10
2014-15	Norfolk	AHL	48	15	13	28	65	-7	-	-	-	-	-
	ANAHEIM	NHL	9	0	0	0	2	-2	-	-	-	-	-
NHL TOTALS			9	0	0	0	2	-2	-	-	-	-	-
AHL TOTALS			194	37	40	77	198	-8	10	2	3	5	10

2014-15 SINGLE GAME HIGHS

*Goals: None
 Assists: None
 Points: None
 *PIM: 2, Oct. 17 vs. MIN
 *TOI: 12:43, Apr. 1 vs. EDM
 *Shots: 2, Feb. 27 vs. LA
 Plus/Minus: 0, seven times (last: Apr. 8 vs. DAL)
 Goal Streak: None
 Assist Streak: None
 Point Streak: None
 Penalty Shots: None
 *career high; #ties career high



JAMES WISNIEWSKI

20 | Defenseman

Shoots: Right **Height:** 5-11 **Weight:** 203 **Age:** 31; turns 32 on Feb. 21, 2016
Born: Feb. 21, 1984; Canton, Michigan **Hometown:** Canton, Michigan
Acquired: From Columbus with a third-round selection in the 2015 NHL Draft in exchange for Rene Bourque, William Karlsson and Anaheim's second-round selection in the 2015 NHL Draft, Mar. 2, 2015
Drafted: By Chicago in the fifth round (156 overall) of the 2002 NHL Draft

2014-15 Statistics

Home: 33, 1-15=16, -15
 Road: 36, 7-11=18, +2

Total: 69, 8-26=34, -13

STATS	GP	G	A	Pts	PIM	PPG	SHG	GWG	Shots	Shot%
Season	69	8	26	34	44	7	0	2	147	5.4
Career	551	53	221	274	459	27	1	7	1029	5.2

REAL TIME

TOI	TOI/Game	Faceoff W-L	FO Win%	Hits	Takeaways	Giveaways	Blocked Shots	+/-
1462:08	21:11	0-0	0.0	115	12	33	81	-13

Playoff Experience: Has appeared in three career Stanley Cup Playoffs with Anaheim, Montreal and Columbus...collected two assists with 10 PIM in six First Round games with Columbus in 2014...set a postseason career high with 0-2=2 points on seven shots in Game 4 on Apr. 23 vs. Pittsburgh...made six playoff appearances with Montreal in 2011, collecting 0-2=2 points in the CQF vs. BOS...had a +2 rating in Game 1 on Apr. 14 vs. BOS...recorded 1-2=3 points in 12 postseason games with Anaheim in 2009 against SJ and DET in the CQF and CSF...collected his first postseason assist in Game 2 of the CQF on Apr. 19 @ SJ and recorded his first postseason goal the following game in Game 3 at Honda Center, Apr. 21...made his NHL playoff debut with Anaheim in Game 1 of the CQF, Apr. 16 @ SJ.

2013-14 Regular Season: Appeared in his 10th NHL season, his third with Anaheim...began the season with Columbus prior to being acquired by the Ducks on Mar. 2...combined for 8-26=34 points with 44 PIM in 69 games with the Ducks and Blue Jackets...finished tied for third among NHL defensemen in PPG (7)...his eight goals were his highest total since scoring a career-high 10 in 2010-11 with Montreal and the New York Islanders...tied career highs in PPG and GWG (2)...had three assists (0-3=3) in his final six games and five (0-5=5) in his last 10...posted a season-tying three-game assist streak (0-3=3), Mar. 24-29...sparked the streak with his 24th assist of the season in his return to Columbus following his Mar. 2 trade, Mar. 24 @ CBJ...on Mar. 15 vs. NSH, collected his first point (assist) as a Duck since his final Anaheim appearance on Apr. 11, 2010 vs. EDM...appeared in his first game as a Duck following his Mar. 2 acquisition on Mar. 9 @ VAN...played 56 games with the Blue Jackets, collecting 8-21=29 points with 34 PIM...strung together a season-high five-game point streak (2-3=5), Feb. 3-17...posted a pair of career-tying three-point games, including Jan. 19 @ MIN (1-2=3) and Nov. 8 vs. TB (career-tying 0-3=3 assists)...also matched a personal best with two goals (2-0=2), including the game-winner in a 4-3 victory on Nov. 14 @ PHI.

CAREER STATISTICS			REGULAR SEASON					PLAYOFFS					
Season	Team	League	GP	G	A	P	PIM	+/-	GP	G	A	P	PIM
2000-01	Plymouth	OHL	53	6	23	29	72	+20	19	3	10	13	34
2001-02	Plymouth	OHL	62	11	25	36	100	+39	6	1	2	3	6
2002-03	Plymouth	OHL	52	18	34	52	60	+35	18	2	10	12	14
2003-04	Plymouth	OHL	50	17	53	70	63	+31	9	3	7	10	8
2004-05	Norfolk	AHL	66	7	18	25	110	+4	5	1	3	4	2
2005-06	Norfolk	AHL	61	7	28	35	67	+4	4	1	2	3	6
	CHICAGO	NHL	19	2	5	7	36	0	-	-	-	-	-
2006-07	Norfolk	AHL	10	0	6	6	8	+5	-	-	-	-	-
	CHICAGO	NHL	50	2	8	10	39	+3	-	-	-	-	-
2007-08	CHICAGO	NHL	68	7	19	26	103	+12	-	-	-	-	-
2008-09	CHICAGO	NHL	31	2	11	13	14	+6	-	-	-	-	-
	Rockford	AHL	2	3	1	4	0	+4	-	-	-	-	-
	ANAHEIM	NHL	17	1	10	11	16	+3	12	1	2	3	10
2009-10	ANAHEIM	NHL	69	3	27	30	56	-5	-	-	-	-	-
2010-11	MONTREAL	NHL	43	7	23	30	20	+4	6	0	2	2	7
	NY ISLANDERS	NHL	32	3	18	21	18	-18	-	-	-	-	-
2011-12	COLUMBUS	NHL	48	6	21	27	37	-13	-	-	-	-	-
2012-13	COLUMBUS	NHL	30	5	9	14	15	-1	-	-	-	-	-
2013-14	COLUMBUS	NHL	75	7	44	51	61	0	6	0	2	2	10
2014-15	COLUMBUS	NHL	56	8	21	29	34	-10	-	-	-	-	-
	ANAHEIM	NHL	13	0	5	5	10	-3	-	-	-	-	-
NHL TOTALS			551	53	221	274	459	-22	24	1	6	7	27
ANAHEIM TOTALS			99	4	42	46	82	-5	12	1	2	3	10

PLAYOFF SINGLE GAME CAREER HIGHS

*Goals: 1, Apr. 20, 2009 vs. SJ, CQF Game 3
 Assists: 2, Apr. 23, 2014 w/CBJ vs. PIT, First Round Game 4
 Points: 2, Apr. 23, 2014 w/CBJ vs. PIT, First Round Game 4
 Shots: 7, Apr. 23, 2014 w/CBJ vs. PIT, First Round Game 4
 PIM: 7, Apr. 16, 2011 w/MTL @ BOS, CQF Game 2
 Plus/Minus: +2, Apr. 14, 2011 w/MTL @ BOS, CQF Game 1
 TOI: 34:30, May 3, 2009 @ DET, CSF Game 2

2014-15 SINGLE GAME HIGHS:

#Goals: 2, Nov. 14 w/CBJ @ PHI
 #Assists: 3, Nov. 8 w/CBJ vs. TBL
 #Points: 3, two times (last: Jan. 19 w/CBJ @ MIN, 1-2=3)
 PIM: 4, two times (last: Mar. 13 @ MIN)
 TOI: 25:04, Nov. 7 w/CBJ @ WSH
 Shots: 6, two times (last: Jan. 31 w/CBJ @ TB)
 Plus/Minus: +3, Jan 6 w/CBJ @ DAL
 Goal Streak: None
 Assist Streak: Three games, two times (last Mar. 24-29; 0-3=3)
 Point Streak: Five games, Feb. 3-17 (2-3=5)
 Penalty Shots: None

*career high; #ties career high

**OPENING ROSTER**

No.	PLAYER	POS.	HT	WT	BORN	BIRTHPLACE
3	Clayton Stoner	D	6-3	212	Feb. 19, 1985	Port McNeill, British Columbia
4	Cam Fowler	D	6-1	211	Dec. 5, 1991	Windsor, Ontario
5	Bryan Allen	D	6-5	223	Aug. 21, 1980	Kingston, Ontario
6	Ben Lovejoy	D	6-1	206	Feb. 20, 1984	Concord, New Hampshire
7	Andrew Cogliano	C/RW	5-10	184	June 14, 1987	Toronto, Ontario
10	Corey Perry	RW	6-3	213	May 16, 1985	Peterborough, Ontario
12	Devante Smith-Pelly	RW	6-0	220	June 14, 1992	Scarborough, Ontario
15	Ryan Getzlaf	C	6-4	218	May 10, 1985	Regina, Saskatchewan
16	Emerson Etem	LW	6-1	212	June 16, 1992	Long Beach, California
17	Ryan Kesler	C	6-2	208	Aug. 31, 1984	Livonia, Michigan
18	Tim Jackman	RW	6-2	224	Nov. 14, 1981	Minot, North Dakota
19	Patrick Maroon	LW	6-2	231	Apr. 23, 1988	St. Louis, Missouri
23	Francois Beauchemin	D	6-1	208	June 4, 1980	Sorel, Quebec
28	Mark Fistric	D	6-2	225	June 1, 1986	Edmonton, Alberta
31	Frederik Andersen	G	6-3	236	Oct. 2, 1989	Herning, Denmark
33	Jakob Silfverberg	RW	6-0	199	Oct. 13, 1990	Galve, Sweden
36	John Gibson	G	6-3	216	July 14, 1993	Pittsburgh, Pennsylvania
38	William Karlsson	C	6-0	185	Jan. 8, 1993	Marsta, Sweden
39	Matt Beleskey	LW	6-0	204	June 7, 1988	Windsor, Ontario
44	Nate Thompson	C	6-0	210	Oct. 5, 1984	Anchorage, Alaska
45	Sami Vatanen	D	5-10	180	June 3, 1991	Jyvaskyla, Finland
47	Hampus Lindholm	D	6-3	205	Jan. 20, 1994	Helsingborg, Sweden
51	Dany Heatley	LW	6-3	212	Jan. 21, 1981	Freiburg, Germany
67	Rickard Rakell	RW	6-1	191	May 5, 1993	Sundbyberg, Sweden

CLOSING ROSTER

No.	PLAYER	POS.	HT	WT	BORN	BIRTHPLACE
3	Clayton Stoner	D	6-3	212	Feb. 19, 1985	Port McNeill, British Columbia
4	Cam Fowler	D	6-1	211	Dec. 5, 1991	Windsor, Ontario
5	Korbinian Holzer	D	6-3	205	Feb. 16, 1988	Munich, Germany
7	Andrew Cogliano	C/RW	5-10	184	June 14, 1987	Toronto, Ontario
10	Corey Perry	RW	6-3	213	May 16, 1985	Peterborough, Ontario
14	Tomas Fleischmann	LW	6-1	192	May 16, 1984	Koprivnice, Czech Republic
15	Ryan Getzlaf	C	6-4	218	May 10, 1985	Regina, Saskatchewan
16	Emerson Etem	LW	6-1	212	June 16, 1992	Long Beach, California
17	Ryan Kesler	C	6-2	208	Aug. 31, 1984	Livonia, Michigan
18	Tim Jackman	RW	6-2	224	Nov. 14, 1981	Minot, North Dakota
19	Patrick Maroon	LW	6-2	231	Apr. 23, 1988	St. Louis, Missouri
20	James Wisniewski	D	5-11	203	Feb/ 21, 1984	Canton, Michigan
23	Francois Beauchemin	D	6-0	208	June 4, 1980	Sorel, Quebec
24	Simon Despres	D	6-4	214	July 27, 1991	Laval, Quebec
30	Jason LaBarbera	G	6-2	246	Jan. 18, 1980	Burnaby, British Columbia
31	Frederik Andersen	G	6-3	236	Oct. 2, 1989	Herning, Denmark
36	John Gibson	G	6-3	216	July 14, 1993	Pittsburgh, Pennsylvania
39	Matt Beleskey	LW	6-0	204	June 7, 1988	Windsor, Ontario
44	Nate Thompson	C	6-0	210	Oct. 5, 1984	Anchorage, Alaska
45	Sami Vatanen	D	5-10	180	June 3, 1991	Jyvaskyla, Finland
46	Jiri Sekac	LW	6-2	195	June 10, 1992	Kladno, Czech Republic
47	Hampus Lindholm	D	6-3	205	Jan. 20, 1994	Helsingborg, Sweden
62	Chris Wagner	C/RW	6-0	202	May 27, 1991	Walpole, Massachusetts
67	Rickard Rakell	C	6-1	201	May 5, 1993	Sundbyberg, Sweden

ANAHEIM DUCKS

2014-15 PLAYER GAME-BY-GAME

Date	Opp.	STONER #3	FOWLER #4	COGLIANO #7	PERRY #10	FLEISCHMANN #14	GETZLAF #15	ETEM #16
Oct 9	@ PIT	0-0,0/1 15:10	0-0,0/-3 19:54	0-0,2/0 17:30	3-0,5/-1 19:00		0-2,3/-2 20:17	0-0,0/-2 10:01
Oct 11	@ DET	0-0,1/0 15:37	0-0,0/1 20:08	0-0,1/-1 14:07	0-1,3/2 18:56		2-0(W),7/1 18:20	0-0,1/0 12:30
Oct 13	@ BUF	0-0,0/-1 15:11	0-1,2/3 20:51	0-0,2/1 17:54	1-0,4/0 18:08		0-1,1/1 19:11	0-0,3/0 12:38
Oct 14	@ PHI	0-0,0/0 19:08	0-1,1/1 20:28	0-0,2/-1 18:33	0-1,4/1 20:08		0-1,2/1 20:46	0-0,1/1 11:35
Oct 17	Vs MIN	0-0,1/-1 16:13	0-1,2/0 20:14	1-0,1/1 16:35	1-0(W),3/1 21:10		0-0,2/0 21:53	0-0,0/-1 11:09
Oct 19	Vs STL	0-0,0/0 18:37	0-1,0/1 20:32	0-0,1/0 17:21	0-0,0/0 18:16		0-2,2/0 20:17	0-0,3/0 10:15
Oct 22	Vs BUF	DNP	0-0,1/1 23:07	0-1,1/0 14:52	3-0,6/3 19:19		0-2,3/2 18:28	0-0,2/0 10:06
Oct 24	Vs CBJ	0-0,1/0 16:03	0-1,0/1 23:15	0-1,1/1 15:23	1-1,5/2 17:03		1-1,5/2 20:13	0-0,1/0 09:29
Oct 26	Vs SJS	0-0,2/0 16:20	0-1,2/-1 20:06	0-0,2/-1 17:41	0-0,4/-1 16:23		0-0,3/0 21:32	0-0,1/0 10:08
Oct 28	@ CHI	0-0,0/1 20:09	0-0,1/1 21:44	0-0,2/1 17:20	0-0,1/0 17:03		0-0,1/0 18:30	0-0,2/0 09:04
Oct 30	@ STL	0-0,3/0 20:23	0-0,0/-1 21:06	0-0,1/0 14:57	0-0,1/0 20:12		0-0,1/0 22:36	0-0,2/0 11:44
Oct 31	@ DAL	0-0,0/0 14:20	0-1,1/0 17:10	0-0,2/0 18:37	1-1,1/2 18:29		1-1,1/-1 22:24	0-0,1/0 06:29
Nov 2	@ COL	0-0,3/0 17:49	1-0(W),2/1 18:23	0-1,1/0 16:00	1-0,5/2 17:33		0-2,2/0 20:27	0-0,1/0 09:43
Nov 5	Vs NYI	0-0,2/0 18:24	0-1,1/0 21:57	0-0,6/0 17:42	INJ		INJ	1-0,4/1 11:56
Nov 7	Vs ARI	0-0,0/-1 17:07	0-0,2/-1 15:15	0-0,3/-1 15:36	INJ		1-0,2/-1 22:22	0-0,1/0 10:52
Nov 9	Vs VAN	0-0,2/0 20:22	INJ	0-0,3/-1 15:05	INJ		0-0,2/0 20:34	0-0,1/-1 10:48
Nov 12	Vs LAK	0-0,2/0 20:40	1-0,1/1 23:36	0-1,3/-2 14:18	INJ		1-0,7/1 23:08	0-0,7/1 16:01
Nov 15	@ LAK	0-0,1/0 18:55	0-0,3/0 19:42	0-0,0/0 13:17	INJ		0-1,3/0 20:36	1-0,3/1 16:08
Nov 16	Vs FLA	0-0,1/-4 18:19	0-0,2/-3 19:21	1-0,5/0 13:41	0-0,2/-2 18:57		0-0,0/-2 17:11	0-2,2/-2 14:32
Nov 18	@ CGY	0-0,0/-1 19:54	0-1,3/-1 22:58	0-0,0/1 17:32	0-0,2/-3 19:04		0-0,1/-3 21:40	0-0,1/-2 13:02
Nov 20	@ VAN	0-0,0/2 18:29	0-0,0/0 21:36	1-0,2/0 13:24	0-1,1/1 19:52		1-1,4/1 20:33	0-0,2/0 11:11
Nov 23	Vs ARI	INJ	0-0,1/-1 20:25	0-0,1/0 16:32	0-0,3/-1 16:10		0-0,1/-1 17:54	DNP
Nov 25	Vs CGY	INJ	0-0,1/0 22:02	0-0,1/0 15:16	1-0,5/2 15:54		0-0,1/2 19:40	MIN
Nov 28	Vs CHI	INJ	0-0,1/-2 25:22	0-0,1/-1 12:47	0-0,2/-1 20:05		0-0,2/-2 20:39	MIN
Nov 29	@ SJS	INJ	0-1,0/0 25:46	0-0,1/0 11:55	2-1,6/2 20:56		1-2,6/1 23:14	MIN
Dec 1	Vs BOS	INJ	0-1,0/0 22:38	0-0,2/-1 14:01	0-0,4/1 18:16		0-1,2/0 20:56	MIN
Dec 3	Vs PHI	0-0,0/1 13:01	1-0,3/-1 23:28	0-0,2/0 17:56	0-2,1/1 21:57		1-1,5/1 23:45	MIN
Dec 5	@ MIN	0-0,0/1 18:13	0-1,0/2 19:04	0-1,1/0 14:17	0-0,0/0 02:20		0-1,3/2 21:22	MIN
Dec 7	@ WPG	0-1,0/1 16:38	0-1,1/1 21:01	0-0,3/1 14:45	INJ		0-3,0/1 21:31	MIN
Dec 10	Vs EDM	0-0,4/0 18:20	0-0,2/-1 22:18	0-0,1/-1 15:00	INJ		0-0,1/0 17:08	MIN
Dec 12	@ EDM	0-0,1/1 20:25	0-1,1/1 19:53	0-0,0/0 14:31	INJ		1-1(W),3/1 16:53	MIN
Dec 13	@ WPG	0-0,1/1 17:34	0-0,2/1 20:43	1-0,4/1 12:03	INJ		1-1(W),2/2 22:39	MIN
Dec 16	@ TOR	0-0,3/0 20:29	0-0,1/-1 19:37	0-0,0/-1 15:21	INJ		0-1,2/-1 21:01	MIN
Dec 18	@ MTL	0-0,1/0 16:17	0-0,1/1 25:18	0-0,1/0 14:54	INJ		0-1,1/1 19:53	0-0,2/0 12:50
Dec 19	@ OTT	0-0,0/-2 16:42	0-0,0/0 22:50	0-0,4/-1 13:41	INJ		2-0,3/0 17:07	0-1,3/-1 17:49
Dec 22	Vs SJS	0-0,3/1 15:32	1-0,1/1 21:03	0-0,1/-1 14:48	INJ		0-2,5/2 25:02	0-1,1/1 15:55
Dec 27	@ ARI	0-0,3/1 19:50	0-0,1/-1 21:13	0-0,1/-1 12:33	INJ		0-1,1/1 18:51	0-0,3/0 16:12
Dec 28	Vs VAN	0-0,2/0 16:08	1-0(W),2/0 21:58	0-0,2/0 15:28	INJ		0-2,0/1 21:00	0-0,2/0 17:26
Dec 31	Vs SJS	0-0,0/-1 16:31	0-0,1/-1 20:59	0-0,2/0 13:35	0-0,3/-2 16:21		0-0,5/-2 19:09	0-0,2/0 09:48
Jan 2	Vs STL	0-0,1/0 13:02	0-0,1/1 22:21	1-0,2/0 13:53	0-0,1/-1 17:17		1-0,4/-2 21:47	MIN
Jan 4	Vs NSH	0-0,1/-1 20:03	0-0,1/0 21:37	0-0,1/-1 11:38	1-0,1/1 18:51		0-1,2/1 22:20	MIN
Jan 7	Vs NYR	0-0,1/-1 20:38	0-0,0/-1 19:04	0-0,0/0 13:12	0-1,1/-2 17:00		0-1,2/-2 18:03	MIN
Jan 11	Vs WPG	0-0,2/0 19:16	0-0,3/0 22:21	0-1,1/0 15:13	0-0,7/-1 19:43		0-0,1/-2 19:41	MIN
Jan 14	Vs TOR	0-1,0/1 20:26	0-1,2/2 20:35	0-0,3/0 15:10	3-0,6/3 16:58		0-2,3/3 17:44	MIN
Jan 16	Vs NJD	0-0,0/1 17:36	0-1,2/1 20:09	0-1,2/1 15:41	1-0,5/2 18:33		0-1,4/2 19:53	MIN
Jan 17	@ LAK	0-0,1/1 19:56	0-1,1/0 21:01	0-0,3/0 14:45	0-1,3/1 19:41		1-0,3/0 21:13	MIN
Jan 21	Vs CGY	INJ	0-1,0/1 20:45	0-0,1/0 15:54	0-2,3/3 17:35		1-0,4/3 18:11	MIN
Jan 27	@ VAN	0-1,0/2 18:53	0-0,0/0 20:00	0-0,3/1 13:11	0-0,0/1 17:45		0-0,3/1 16:07	MIN
Jan 29	@ SJS	0-0,1/-1 18:08	0-0,2/0 22:05	1-0,4/0 12:58	0-0,2/-1 16:46		0-0,1/-3 19:04	MIN
Jan 30	Vs CHI	0-0,1/-2 18:51	0-0,1/-2 19:48	0-0,0/0 14:47	0-1,1/-2 19:19		0-0,1/-3 19:05	MIN
Feb 3	Vs CAR	INJ	0-0,0/0 20:21	0-0,1/0 15:21	2-1,7/2 18:30		1-1(W),4/2 19:48	MIN
Feb 5	@ NSH	0-1,0/1 17:46	0-1,0/2 20:34	0-1,2/2 14:47	1-0,5/2 20:02		INJ	MIN
Feb 6	@ WSH	0-0,1/0 20:47	0-0,1/-1 22:49	0-0,2/0 16:00	1-0,3/0 19:31		INJ	MIN
Feb 8	@ TBL	0-0,1/1 16:06	0-0,0/-2 20:52	0-1,2/0 11:44	0-1,2/-1 18:49		1-1,1/-1 21:13	MIN
Feb 10	@ FLA	0-1,0/1 18:50	0-1,1/0 22:42	0-0,1/0 11:22	0-0,1/-1 17:32		0-0,3/-1 18:55	MIN
Feb 12	@ CAR	0-0,1/1 18:29	0-0,0/0 20:31	0-0,1/0 16:28	0-1,2/1 15:01		0-0,0/0 18:47	MIN
Feb 15	Vs WSH	0-0,0/-2 17:58	0-0,4/-1 24:25	2-0,3/-1 14:20	1-0,10/0 19:55		0-0,0/0 22:42	MIN
Feb 18	Vs TBL	0-0,2/-1 18:42	0-0,0/2 21:10	0-0,2/0 12:55	0-0,0/-2 19:14		0-0,3/-1 21:12	0-0,0/-1 08:54
Feb 20	@ CGY	0-0,0/1 20:06	0-0,2/-1 19:47	1-1,3/3 14:28	0-1,3/0 18:14		1-1,2/3 17:20	DNP
Feb 21	@ EDM	DNP	0-1,0/0 19:43	0-0,0/0 15:48	0-0,0/-1 19:19		1-0(W),2/1 17:29	0-0,0/-1 15:02
Feb 23	Vs DET	0-1,2/-1 16:29	0-0,1/0 20:04	1-0,2/1 18:09	0-0,1/0 19:08		0-1,1/0 21:04	1-0,1/0 12:45
Feb 25	Vs OTT	0-0,0/0 16:04	0-0,1/-2 24:50	0-0,1/0 11:28	0-0,5/-1 19:02		0-0,0/-1 22:12	0-0,2/0 12:08
Feb 27	Vs DAL	0-0,1/0 18:41	0-0,3/3 21:39	0-1,0/1 15:36	2-0(W),4/1 19:09		0-1,5/1 18:35	1-0,2/1 15:04
Mar 1	@ DAL	1-0(W),1/1 12:46	0-0,1/1 23:40	0-0,1/1 15:23	1-1,1/2 18:48		1-1,4/2 17:55	0-0,3/0 15:51
Mar 3	@ ARI	0-0,1/0 18:11	0-1,0/3 18:50	2-0(W),2/1 11:40	0-0,2/0 16:04	0-1,2/1 13:00	0-0,4/0 15:35	0-0,3/0 16:25
Mar 4	Vs MTL	0-0,2/0 17:03	1-0,1/1 22:54	0-0,1/1 12:56	0-0,2/0 20:25	0-0,1/0 16:26	0-0,1/1 20:45	0-0,1/1 10:32
Mar 6	Vs PIT	0-0,2/-1 19:09	0-0,1/-3 20:13	0-0,0/-1 11:55	1-0,4/0 17:48	0-0,2/-1 15:26	0-0,3/-1 20:18	0-1,1/0 12:33
Mar 9	@ VAN	0-0,4/-1 16:56	0-1,1/1 20:57	0-0,1/-1 14:01	0-0,3/-2 19:30	0-0,2/0 18:08	0-0,3/-1 20:14	1-0,1/1 09:45
Mar 11	@ CGY	0-0,1/-1 15:47	0-0,1/0 18:38	0-0,3/0 12:40	0-0,1/0 15:59	0-0,2/-1 15:10	2-0,4/0 20:41	0-0,1/-1 13:05
Mar 13	@ MIN	0-0,0/0 13:38	0-0,0/1 21:22	0-0,1/0 13:18	0-0,0/0 17:02	0-0,1/0 15:18	0-0,4/0 22:33	0-0,1/0 08:28
Mar 15	Vs NSH	0-0,1/1 14:16	1-0,2/-1 19:05	0-0,0/1 13:51	0-1,3/0 16:08	DNP	1-0,5/0 17:45	0-0,1/0 11:11
Mar 18	Vs LAK	0-0,0/-1 17:16	0-1,1/2 21:24	0-1,3/2 12:45	0-1,3/2 18:53	0-0,1/-1 10:45	0-1,1/1 20:31	0-0,1/-1 10:59
Mar 20	Vs COL	DNP	0-0,2/1 21:35	0-0,2/0 15:41	1-0(W),5/0 17:09	0-1,2/2 11:33	0-0,0/0 17:59	DNP
Mar 22	@ NYR	0-0,1/-1 19:29	0-0,0/3 19:31	0-0,1/-2 12:13	2-0,8/1 15:14	0-0,2/-2 16:13	0-1,1/1 17:08	0-0,1/-1 16:11
Mar 24	@ CBJ	0-0,0/1 13:28	DNP	1-0,3/0 14:39	0-1,2/-1 20:33	0-0,3/-1 06:19	0-0,2/-1 21:54	DNP
Mar 26	@ BOS	0-1,0/0 15:12	0-2,2/2 23:57	0-0,1/0 10:04	1-0,5/2 20:53	DNP	1-1(W),5/2 23:44	DNP
Mar 28	@ NYI	0-0,0/-1 18:26	0-1,0/2 19:40	1-0(W),1/-1 10:46	0-0,1/0 17:36	DNP	0-0,0/0 19:45	DNP
Mar 29	@ NJD	INJ	0-0,3/0 19:25	0-0,1/0 12:35	0-0,2/-1 19:10	0-1,0/2 13:48	0-0,2/1 20:08	DNP
Apr 1	Vs EDM	INJ	0-0,1/0 22:35	1-1,2/3 12:48	1-0,2/1 16:43	0-1,0/1 15:27	0-0,3/1 19:48	0-0,2/0 13:46
Apr 3	Vs COL	INJ	0-0,1/-1 20:01	0-0,1/0 15:37	0-1,2/-1 16:40	0-0,3/-1 15:01	DNP	0-0,2/0 09:27
Apr 8	Vs DAL	0-0,1/-1 18:32	0-0,0/1 20:10	0-0,0/0 16:32	0-0,2/-3 15:21	DNP	DNP	DNP
Apr 11	@ ARI	0-0,1/1 17:34	0-0,1/1 21:19	0-1,1/1 16:17	0-1,2/1 18:23	0-1,3/1 15:48	1-1,5/1 19:47	0-0,2/0 09:31

ANAHEIM DUCKS 2014-15 PLAYER GAME-BY-GAME



Date	Opp.	KESLER #17	JACKMAN #18	MAROON #19	WISNIEWSKI #20	PALMIERI #21	BEAUCHEMIN #23	DESPRES #24
Oct 9	@ PIT	1-2,2/-1 19:29	0-0,1/-1 07:28	0-1,3/-1 16:55			0-0,2/-1 20:10	
Oct 11	@ DET	0-1,3/2 20:25	0-0,0/0 07:05	0-1,1/0 16:38			0-0,2/0 21:16	
Oct 13	@ BUF	1-0,6/1 16:15	0-0,0/-1 07:10	0-1,2/0 10:31			0-0,0/0 20:54	
Oct 14	@ PHI	0-0,2/-1 20:42	0-0,1/1 09:03	INJ			0-1,2/1 25:14	
Oct 17	Vs MIN	0-0,3/-1 23:39	0-0,0/0 04:33	INJ			0-0,2/1 19:39	
Oct 19	Vs STL	0-0,1/0 18:29	0-0,3/0 09:40	INJ			0-0,2/0 21:54	
Oct 22	Vs BUF	1-0(W),4/1 18:13	0-0,1/0 08:07	INJ			0-1,1/2 22:21	
Oct 24	Vs CBJ	0-0,4/0 19:15	0-0,0/0 11:42	INJ			0-0,1/1 21:05	
Oct 26	Vs SJS	0-1,2/-2 20:14	0-0,3/0 06:51	INJ			0-0,0/-1 25:45	
Oct 28	@ CHI	0-0,2/0 18:52	0-0,0/0 07:45	INJ			0-0,1/0 22:30	
Oct 30	@ STL	0-0,3/-2 19:05	0-0,0/0 09:58	INJ			0-0,0/-1 23:43	
Oct 31	@ DAL	0-1,2/0 23:10	0-0,1/0 07:30	0-0,1/-1 14:55			0-1,2/1 28:05	
Nov 2	@ COL	0-0,3/1 19:59	0-0,1/0 09:27	0-1,2/2 17:18			0-1,2/0 18:49	
Nov 5	Vs NYI	0-1,1/-1 21:27	0-0,2/0 15:03	0-0,2/-1 16:51			0-0,2/0 25:44	
Nov 7	Vs ARI	0-1,6/0 21:51	0-0,1/0 09:05	0-0,1/-1 15:28			0-0,1/-1 25:29	
Nov 9	Vs VAN	0-1,2/0 22:09	0-0,2/0 08:25	0-0,1/0 13:15			INJ	
Nov 12	Vs LAK	2-1,4/3 21:33	0-0,0/-2 08:57	0-0,1/-1 12:49			INJ	
Nov 15	@ LAK	1-0,3/0 22:59	0-0,2/0 08:26	0-1,3/1 17:02			INJ	
Nov 16	Vs FLA	0-0,1/-2 16:28	INJ	0-0,2/-1 17:10		0-0,2/0 14:43	INJ	
Nov 18	@ CGY	0-0,3/0 22:43	0-0,1/0 05:23	0-0,0/-1 10:17		1-0,3/0 15:51	INJ	
Nov 20	@ VAN	0-0,2/-1 19:36	DNP	0-1,1/0 16:27		0-0,1/-1 16:40	0-0,2/-1 25:21	
Nov 23	Vs ARI	0-2,3/2 16:49	DNP	1-1(W),3/2 15:03		1-0,3/2 12:48	0-0,0/1 24:27	
Nov 25	Vs CGY	0-0,4/-1 18:48	0-0,0/0 07:30	0-0,2/1 10:40		1-0(W),3/0 13:32	0-1,0/1 16:29	
Nov 28	Vs CHI	0-1,1/-1 17:34	DNP	0-1,1/-1 11:52		0-0,1/-1 07:57	INJ	
Nov 29	@ SJS	0-0,1/0 18:54	0-0,0/0 09:22	0-0,1/-2 16:05		0-0,2/-1 12:52	INJ	
Dec 1	Vs BOS	0-0,2/0 18:10	0-0,3/0 07:43	0-1,1/1 10:36		0-0,1/0 14:04	INJ	
Dec 3	Vs PHI	0-0,4/-1 19:16	0-0,2/1 10:20	1-1,3/0 14:16		0-0,0/-2 09:25	INJ	
Dec 5	@ MIN	2-1,3/1 23:43	1-1,5/2 12:34	0-0,0/-1 17:53		0-2,0/2 12:22	INJ	
Dec 7	@ WPG	1-0,7/0 18:43	0-0,1/-1 08:18	0-1,1/-1 11:49		1-0(W),3/1 12:50	INJ	
Dec 10	Vs EDM	1-0(W),2/0 17:19	0-0,5/0 11:17	0-0,2/0 16:00		0-1,1/0 13:54	INJ	
Dec 12	@ EDM	0-1,2/2 19:24	0-0,2/0 11:14	0-0,1/0 13:41		1-0,1/1 12:51	INJ	
Dec 13	@ WPG	0-0,3/0 18:39	0-1,2/1 10:22	0-1,1/1 17:19		0-0,0/0 13:58	INJ	
Dec 16	@ TOR	1-1,7/1 19:38	0-0,0/-2 08:29	0-0,4/-2 14:40		0-1,5/0 13:25	INJ	
Dec 18	@ MTL	0-0,1/0 19:00	0-0,0/0 10:04	0-0,0/0 15:29		INJ	INJ	
Dec 19	@ OTT	0-0,5/-2 18:29	0-0,1/0 12:22	0-0,2/1 13:27		INJ	INJ	
Dec 22	Vs SJS	1-0(W),5/1 22:44	0-0,0/0 03:38	0-1,2/1 19:36		INJ	INJ	
Dec 27	@ ARI	0-0,3/0 19:34	INJ	0-0,2/0 17:14		INJ	0-0,3/0 22:45	
Dec 28	Vs VAN	0-0,3/0 19:12	INJ	0-0,5/0 12:10		INJ	1-0,3/1 22:19	
Dec 31	Vs SJS	0-0,2/-1 19:11	0-0,0/0 05:12	0-0,2/-2 13:29		INJ	0-0,4/0 21:52	
Jan 2	Vs STL	0-2,4/2 20:18	0-0,1/0 06:03	0-1,1/0 14:58		1-0,2/2 14:59	0-0,1/0 25:41	
Jan 4	Vs NSH	0-0,1/1 22:33	0-0,0/0 08:52	0-0,5/0 14:46		0-0,1/2 17:56	1-0,3/3 24:20	
Jan 7	Vs NYR	0-0,1/-3 16:44	DNP	0-0,3/-1 14:54		0-0,0/-2 14:39	1-0,1/-2 21:35	
Jan 11	Vs WPG	0-0,9/-1 18:54	1-0,1/0 07:03	0-1,1/1 14:22		1-1,3/-1 12:46	0-0,1/-2 24:15	
Jan 14	Vs TOR	0-0,2/1 19:37	0-0,0/0 09:40	0-0,3/2 15:33		1-0(W),2/0 12:56	0-0,1/0 16:42	
Jan 16	Vs NJD	0-0,1/0 16:01	DNP	1-1,4/2 17:32		0-0,1/0 12:45	0-1,2/2 21:24	
Jan 17	@ LAK	0-0,3/0 22:16	0-0,0/0 05:52	0-2,3/1 17:28		0-0,0/-1 13:52	0-0,0/0 23:44	
Jan 21	Vs CGY	1-0,1/0 18:09	1-0(W),1/1 10:49	1-0,3/2 15:33		1-0,4/-1 10:16	0-0,0/0 24:52	
Jan 27	@ VAN	0-1,0/1 19:48	0-0,1/1 11:14	1-0,3/1 16:06		1-0,4/1 14:04	0-0,0/1 21:57	
Jan 29	@ SJS	0-1,3/-1 16:46	DNP	1-0,3/0 16:17		0-1,0/-1 14:27	0-0,2/-1 20:01	
Jan 30	Vs CHI	0-0,1/-1 18:17	0-0,1/0 05:06	0-1,2/-1 18:02		0-0,3/-2 13:52	0-0,4/-2 22:12	
Feb 3	Vs CAR	1-1,2/-1 20:14	0-0,1/0 07:43	0-0,3/-2 13:24		0-1,0/-2 13:03	0-1,1/0 23:25	
Feb 5	@ NSH	0-1,1/2 20:54	0-0,1/-1 08:05	0-0,0/0 15:08		0-0,0/0 10:05	0-1,1/1 22:59	
Feb 6	@ WSH	1-1,2/1 21:19	0-0,0/0 10:24	0-0,1/0 16:25		DNP	0-0,2/0 23:01	
Feb 8	@ TBL	0-0,5/-1 18:58	0-0,1/-1 07:35	0-0,2/-2 11:50		0-0,2/-1 12:43	0-0,2/-1 22:22	
Feb 10	@ FLA	0-0,1/0 20:20	1-0,1/0 05:29	0-0,4/-1 13:30		1-0,7/0 14:30	0-0,0/0 21:52	
Feb 12	@ CAR	0-0,1/1 18:19	0-0,1/0 09:05	0-0,0/0 12:43		0-0,1/1 14:13	1-0,1/2 21:16	
Feb 15	Vs WSH	0-0,5/0 23:19	0-0,0/-1 06:19	0-0,3/0 18:08		0-0,3/0 15:58	0-1,2/1 26:30	
Feb 18	Vs TBL	0-0,1/0 17:35	DNP	1-0,2/0 15:46		0-1,0/0 15:48	0-0,3/-2 21:53	
Feb 20	@ CGY	0-0,2/-1 21:03	0-0,2/-1 08:11	0-2,1/2 13:43		1-0(W),7/2 13:07	1-0,2/4 21:06	
Feb 21	@ EDM	0-0,0/-1 18:40	0-0,1/0 09:50	0-0,2/1 15:13		0-2,2/1 13:54	1-0,2/0 23:23	
Feb 23	Vs DET	0-0,2/1 26:20	0-0,0/0 04:48	0-0,1/-1 13:16		0-1,2/1 18:26	1-0,3/2 29:07	
Feb 25	Vs OTT	0-0,3/-2 21:10	DNP	0-0,1/-1 11:14		0-0,3/-1 19:44	0-0,2/-2 22:09	
Feb 27	Vs LAK	1-1,2/2 17:30	0-0,0/0 09:19	0-0,0/-1 09:45		0-0,2/0 18:10	0-0,1/2 25:21	
Mar 1	@ DAL	0-0,2/0 16:44	0-0,0/0 00:38	0-0,1/0 12:40		0-0,1/0 15:21	0-0,2/1 22:29	
Mar 3	@ ARI	1-0,2/2 16:55	INJ	0-0,1/0 11:52		0-0,1/0 15:07	0-1,3/0 21:03	0-1,2/3 20:23
Mar 4	Vs MTL	0-1,3/1 19:08	INJ	0-0,0/0 11:13		0-1,0/1 14:10	1-0,6/2 22:07	0-0,2/1 21:01
Mar 6	Vs PIT	0-0,2/-3 19:47	INJ	0-0,0/-1 11:12		0-0,5/0 13:26	0-0,2/-1 21:59	0-0,2/-2 16:32
Mar 9	@ VAN	0-0,0/0 20:12	INJ	0-0,1/0 12:53	0-0,1/-1 22:05	0-0,1/0 15:32	0-0,1/-1 21:23	0-0,5/1 17:54
Mar 11	@ CGY	0-1,1/-3 18:30	INJ	0-0,3/0 13:05	0-0,0/-2 18:18	0-1,3/-1 14:55	0-0,1/0 24:37	0-0,1/-1 18:21
Mar 13	@ MIN	0-2,3/2 20:13	INJ	DNP	0-0,3/1 19:13	0-0,2/0 09:50	1-0,1/1 23:02	0-1,1/1 20:32
Mar 15	Vs NSH	0-0,0/1 17:45	INJ	0-2,0/1 13:24	0-1,2/1 19:40	1-0,2/1 14:09	0-1,3/2 25:13	0-0,0/-1 16:39
Mar 18	Vs LAK	1-0(W),1/1 19:47	INJ	1-0,2/1 14:22	0-1,0/0 22:25	0-0,5/0 12:49	0-0,1/1 24:12	0-1,1/1 16:37
Mar 20	Vs COL	0-0,2/-1 18:21	INJ	0-0,0/-1 12:43	0-0,3/-1 20:24	0-0,2/-1 15:04	0-0,4/0 20:26	0-1,2/0 19:52
Mar 22	@ NYR	0-0,4/-3 15:49	INJ	0-1,1/1 10:14	0-0,2/-2 20:02	0-0,0/-2 15:19	0-0,4/0 20:29	DNP
Mar 24	@ CBJ	1-0,3/-1 17:38	INJ	0-0,1/-2 15:23	0-1,2/0 22:54	0-1,1/0 15:59	0-0,4/-2 21:52	0-0,3/-1 19:31
Mar 26	@ BOS	0-0,1/1 19:35	INJ	1-0,2/1 13:15	DNP	0-0,2/0 12:54	0-0,1/1 25:19	0-1,2/1 20:17
Mar 28	@ NYI	0-0,3/1 20:18	INJ	0-1,3/1 12:34	0-1,1/0 19:32	1-0,2/1 13:15	0-0,1/2 22:51	0-0,1/0 20:15
Mar 29	@ NJD	1-0,3/2 18:38	INJ	0-0,1/-1 14:54	0-1,4/2 15:27	1-0(W),2/1 24:01	0-0,0/0 18:06	0-0,1/1 16:37
Apr 1	Vs EDM	DNP	INJ	0-0,0/0 09:26	0-0,1/-1 19:43	0-0,3/0 17:48	1-1,1/3 19:46	1-0,3/0 18:35
Apr 3	Vs COL	0-0,2/-2 21:46	INJ	INJ	0-0,2/1 20:21	0-0,2/-2 17:14	0-0,3/-1 23:06	0-0,1/1 16:37
Apr 8	Vs DAL	0-0,0/0 15:45	0-0,1/0 10:23	0-0,0/-1 12:24	DNP	0-0,0/0 12:24	0-0,1/-1 22:38	0-0,1/-2 17:23
Apr 11	@ ARI	0-0,3/-1 16:55	0-0,1/0 08:25	DNP	0-0,1/1 19:13	0-0,1/0 13:23	0-0,1/-1 22:24	DNP

ANAHEIM DUCKS

2014-15 PLAYER GAME-BY-GAME

Date	Opp.	SILFVERBERG #33	BELESKEY #39	THOMPSON #44	VATANEN #45	SEKAC #46	LINDHOLM #47	WAGNER #62
Oct 9	@ PIT	0-0,2/0 17:41	0-0,0/-1 11:45	0-0,3/-1 13:08	0-2,3/0 18:40		0-0,0/-1 23:45	
Oct 11	@ DET	0-0,1/-1 14:24	1-0,3/1 13:35	0-0,1/-1 13:29	0-0,1/0 20:27		0-0,0/1 21:56	
Oct 13	@ BUF	0-2,5/2 16:08	1-0,2/1 13:29	0-0,0/-1 14:19	0-1,3/-1 18:18		0-1,2/1 23:51	
Oct 14	@ PHI	0-0,2/1 15:43	1-0,5/1 17:16	0-1,1/1 11:34	0-0,1/0 21:05		0-1,0/2 22:59	
Oct 17	Vs MIN	0-0,0/0 17:35	0-0,3/0 16:57	0-1,1/1 12:25	0-0,2/0 21:14		0-0,1/1 21:08	0-0,0/0 04:10
Oct 19	Vs STL	0-1,1/0 18:58	1-0(W),2/1 11:39	0-0,0/0 10:03	2-0,2/0 20:37		0-0,1/0 19:08	DNP
Oct 22	Vs BUF	0-1,4/0 14:30	0-0,3/0 13:12	0-1,0/0 12:24	0-0,0/-1 20:06		0-0,4/3 21:18	DNP
Oct 24	Vs CBJ	0-0,3/0 15:04	0-0,1/0 13:29	0-0,1/0 15:18	1-1(W),2/0 20:21		0-0,3/1 19:25	DNP
Oct 26	Vs SJS	0-0,0/-1 14:48	1-0,5/0 15:30	0-0,0/0 12:20	0-0,1/0 20:34		0-0,6/-1 24:21	MIN
Oct 28	@ CHI	0-0,3/0 16:37	0-0,3/0 14:00	0-0,0/0 12:58	0-0,2/0 19:34		0-0,1/0 21:10	MIN
Oct 30	@ STL	0-0,2/0 13:03	0-0,2/0 14:45	0-0,0/0 13:24	0-0,1/-1 24:01		0-0,2/0 24:32	MIN
Oct 31	@ DAL	0-0,2/0 12:27	0-0,4/0 12:11	1-0(W),2/1 13:23	0-0,1/0 23:07		0-0,0/1 25:29	MIN
Nov 2	@ COL	0-1,2/0 16:10	0-0,3/-1 13:10	0-0,3/0 12:18	0-0,0/2 22:16		1-0,1/0 20:46	MIN
Nov 5	Vs NYI	0-0,1/-1 14:33	1-0,5/0 15:49	0-0,2/0 16:49	0-1,1/0 20:53		0-0,0/0 23:14	MIN
Nov 7	Vs ARI	0-1,6/1 19:25	1-0,4/0 18:32	0-0,4/0 18:32	0-0,3/0 15:04		0-0,2/-1 26:14	MIN
Nov 9	Vs VAN	0-0,0/0 19:26	0-0,3/0 16:48	0-0,1/0 13:29	1-0,1/0 24:28		0-0,1/-1 25:04	MIN
Nov 12	Vs LAK	1-1,4/3 21:07	0-1,1/3 19:32	0-0,0/-2 09:21	0-2,2/2 24:17		0-2,0/0 23:51	MIN
Nov 15	@ LAK	0-0,3/0 19:14	0-0,2/0 18:43	0-0,2/0 14:10	0-1,0/0 22:52		0-0,1/1 21:11	0-0,0/0 07:08
Nov 16	Vs FLA	0-0,3/0 14:17	0-0,3/-1 16:06	0-0,2/0 11:16	0-0,1/-2 22:02		1-0,4/2 18:48	DNP
Nov 18	@ CGY	0-1,2/1 18:28	1-0,3/0 14:52	0-0,2/1 15:57	1-2,2/-1 21:47		0-1,0/0 26:04	DNP
Nov 20	@ VAN	0-1,7/0 16:07	1-0,2/0 17:29	0-1,0/0 13:32	0-1,2/-1 21:53		0-0,0/-2 22:49	MIN
Nov 23	Vs ARI	0-0,4/0 16:03	0-0,2/-1 14:07	0-0,0/0 16:46	0-1,3/1 24:17		0-0,1/1 18:48	MIN
Nov 25	Vs CGY	0-0,3/0 14:24	1-1,1/2 13:53	0-0,1/0 16:54	0-0,0/0 23:45		0-0,0/1 22:45	MIN
Nov 28	Vs CHI	0-0,0/-1 12:36	0-0,0/0 14:33	0-0,0/-1 12:54	0-0,0/-2 27:00		1-0,4/1 29:25	MIN
Nov 29	@ SJS	0-0,3/-1 11:28	1-0,5/1 13:42	0-0,1/0 12:34	0-1,0/-1 24:05		0-1,1/0 19:48	MIN
Dec 1	Vs BOS	0-1,5/1 15:08	1-0(W),1/0 15:18	0-0,1/0 14:55	1-0,2/1 20:55		0-0,0/1 18:26	MIN
Dec 3	Vs PHI	0-1,3/1 18:01	0-0,3/1 16:23	0-0,0/-1 16:08	1-0,5/0 26:12		0-1,2/1 26:30	MIN
Dec 5	@ MIN	1-0,1/1 17:04	1-0(W),3/3 15:57	0-0,2/-1 16:41	0-0,2/1 23:19		0-1,1/0 22:31	DNP
Dec 7	@ WPG	1-0,3/1 14:11	0-0,1/0 14:38	0-0,1/-1 14:52	0-0,0/2 22:24		0-1,1/-1 25:08	DNP
Dec 10	Vs EDM	0-0,2/0 16:09	1-0,1/1 14:11	0-0,2/0 14:03	0-0,1/0 21:18		0-1,2/1 21:09	DNP
Dec 12	@ EDM	0-1,2/0 14:42	0-0,1/0 13:41	1-0,2/1 14:41	1-1,4/1 21:41		0-0,0/-1 20:27	DNP
Dec 13	@ WPG	1-0,3/1 13:26	0-0,2/0 13:45	1-0,2/1 11:47	0-0,4/1 23:37		0-1,2/1 20:02	DNP
Dec 16	@ TOR	0-0,2/-2 17:57	0-1,1/0 14:08	0-0,0/-1 10:01	1-0,2/0 24:19		0-0,5/-2 18:47	MIN
Dec 18	@ MTL	0-0,1/0 13:52	1-0(W),3/1 15:01	0-0,4/0 14:16	0-0,2/0 24:01		1-0,2/2 15:54	MIN
Dec 19	@ OTT	0-0,0/-3 12:52	0-0,1/-1 16:45	0-0,2/-1 12:58	0-0,2/-3 22:09		INJ	MIN
Dec 22	Vs SJS	0-0,6/-1 14:04	0-1,1/1 18:23	0-0,0/0 09:14	0-0,1/2 25:10		0-0,0/-1 18:54	MIN
Dec 27	@ ARI	0-0,2/0 16:49	0-0,5/0 15:56	0-0,0/-1 12:52	0-0,0/1 22:46		0-0,1/0 22:56	MIN
Dec 28	Vs VAN	0-0,2/0 15:53	0-0,2/1 17:27	0-0,0/0 15:49	0-0,1/0 20:42		0-0,0/1 21:39	MIN
Dec 31	Vs SJS	0-0,0/0 15:50	0-0,1/0 13:40	0-0,1/0 11:56	0-0,1/-1 18:40		0-0,1/-1 19:40	MIN
Jan 2	Vs STL	0-0,4/0 13:37	1-1(W),3/2 13:47	0-1,0/1 15:21	0-2,2/0 18:07		0-0,1/0 23:25	MIN
Jan 4	Vs NSH	0-0,4/-1 12:07	1-0,2/2 15:22	0-1,1/1 16:23	0-0,4/-1 22:05		0-1,1/3 23:36	MIN
Jan 7	Vs NYR	0-0,3/0 14:17	0-0,1/-2 13:57	0-0,1/0 12:26	0-0,1/-3 23:04		0-0,2/0 18:31	MIN
Jan 11	Vs WPG	0-0,1/0 13:50	0-0,3/-2 11:45	0-0,1/0 15:55	0-1,2/1 20:53		0-0,3/-2 24:12	MIN
Jan 14	Vs TOR	0-0,1/0 16:24	DNP	0-0,1/0 14:22	0-0,0/1 23:07		0-1,0/0 17:43	MIN
Jan 16	Vs NJD	2-0,4/1 16:13	0-1,2/1 10:20	0-0,3/1 13:55	0-1,3/2 20:39		1-1(W),1/2 21:24	MIN
Jan 17	@ LAK	0-0,4/0 12:24	0-0,2/-1 16:16	0-0,1/0 13:21	1-0,1/0 22:34		0-0,0/-1 24:37	MIN
Jan 21	Vs CGY	0-0,3/0 15:48	0-1,0/-1 10:09	0-2,1/1 16:32	0-0,1/2 18:06		0-0,1/0 23:06	MIN
Jan 27	@ VAN	0-0,0/0 14:32	1-0(W),3/1 13:53	0-0,1/0 11:06	0-1,1/2 22:10		0-1,1/1 20:33	MIN
Jan 29	@ SJS	0-1,1/0 14:18	0-1,2/-1 14:47	0-0,0/0 12:31	0-0,2/-2 19:10		0-1,2/-1 22:20	MIN
Jan 30	Vs CHI	0-0,0/0 14:57	0-0,0/-1 12:23	0-0,1/0 10:14	0-0,3/0 19:44		0-0,0/-1 20:53	MIN
Feb 3	Vs CAR	0-1,0/1 13:19	0-0,2/0 14:47	0-0,2/0 13:50	0-1,6/1 21:37		0-1,0/1 22:21	MIN
Feb 5	@ NSH	2-0,6/3 14:40	1-0(W),2/0 12:49	0-0,0/0 15:50	1-0,3/2 21:05		0-0,2/1 22:41	MIN
Feb 6	@ WSH	0-1,2/-1 16:18	0-0,0/-1 13:25	0-0,2/0 17:17	0-0,2/-1 22:22		0-1,3/1 21:32	MIN
Feb 8	@ TBL	0-0,2/-2 16:02	0-1,1/1 12:20	0-1,0/0 11:37	1-0,2/0 23:18		0-0,2/-2 20:10	MIN
Feb 10	@ FLA	INJ	0-0,5/0 15:07	0-0,2/0 09:20	0-1,0/1 22:22		INJ	MIN
Feb 12	@ CAR	0-0,0/0 16:30	1-1(W),4/2 14:53	0-0,2/1 12:22	0-0,0/0 19:13		0-0,1/1 21:12	MIN
Feb 15	Vs WSH	0-1,1/1 15:44	0-0,1/0 03:23	0-0,0/-1 12:40	0-0,0/0 05:22		0-2,0/0 19:40	MIN
Feb 18	Vs TBL	0-0,1/0 15:12	INJ	0-0,1/-1 11:34	INJ		DNP	MIN
Feb 20	@ CGY	1-0,5/3 14:26	INJ	0-0,0/0 11:56	INJ		1-1,2/4 19:52	MIN
Feb 21	@ EDM	0-0,1/0 16:17	INJ	0-0,2/0 12:51	INJ		0-0,2/0 22:35	MIN
Feb 23	Vs DET	0-1,1/1 23:20	INJ	0-0,0/0 05:03	INJ		0-1,7/2 28:46	MIN
Feb 25	Vs OTT	0-0,1/-1 17:10	INJ	INJ	INJ	0-0,1/-1 14:35	0-0,2/-1 21:10	MIN
Feb 27	Vs LAK	0-1,1/0 16:10	INJ	INJ	INJ	0-1,2/1 14:03	0-0,1/-2 22:45	0-0,2/-1 10:35
Mar 1	@ DAL	0-0,1/1 18:35	INJ	0-0,0/1 16:02	INJ	0-0,1/2 15:18	0-0,0/1 22:50	MIN
Mar 3	@ ARI	1-2,2/3 15:32	INJ	0-1,2/0 12:14	INJ	0-0,4/0 14:11	0-0,2/0 21:58	MIN
Mar 4	Vs MTL	0-0,4/0 17:55	INJ	0-1,2/1 13:28	INJ	0-1,1/1 08:54	0-1,3/2 19:37	MIN
Mar 6	Vs PIT	0-1,2/-2 15:05	INJ	0-0,0/-1 10:55	INJ	0-0,1/0 13:24	0-0,0/0 20:13	DNP
Mar 9	@ VAN	0-0,0/0 14:40	INJ	0-1,2/1 10:10	INJ	0-0,3/0 12:48	0-0,0/-1 18:55	MIN
Mar 11	@ CGY	0-0,4/0 13:22	DNP	0-0,2/0 12:01	INJ	0-0,0/-1 11:43	1-0,2/0 22:11	MIN
Mar 13	@ MIN	1-1(W),4/2 17:38	0-0,3/0 14:20	0-0,0/0 13:14	INJ	0-0,0/0 07:48	0-0,0/1 21:08	MIN
Mar 15	Vs NSH	0-1,3/1 15:56	0-0,2/0 15:48	1-0(W),3/1 16:36	INJ	0-0,0/0 10:50	0-2,1/2 25:15	MIN
Mar 18	Vs LAK	1-0,2/1 14:09	0-0,2/0 13:58	0-0,1/1 14:51	INJ	DNP	0-1,2/1 19:51	MIN
Mar 20	Vs COL	0-0,2/0 16:46	0-0,0/-1 15:59	0-0,2/0 14:48	0-1,3/1 22:21	1-1,2/2 11:53	0-0,2/1 18:32	MIN
Mar 22	@ NYR	0-0,2/-2 14:20	DNP	0-0,1/-2 12:38	0-1,2/-1 21:03	0-0,4/-1 14:41	0-0,0/-1 19:26	MIN
Mar 24	@ CBJ	0-0,3/-1 15:53	1-0,6/1 15:15	0-1,0/-1 10:44	0-0,3/0 21:14	0-0,1/0 06:33	0-0,1/-2 21:10	DNP
Mar 26	@ BOS	0-0,2/1 14:40	0-0,1/1 15:26	0-0,1/0 11:13	0-1,2/1 18:54	0-0,1/0 15:18	0-0,2/1 22:01	0-0,1/0 07:15
Mar 28	@ NYI	0-0,3/1 15:39	0-1,2/1 14:24	0-0,0/-1 11:39	0-0,0/-1 19:37	0-0,3/0 16:12	DNP	0-0,1/-1 08:06
Mar 29	@ NJD	0-0,3/0 14:23	DNP	0-0,1/0 14:07	0-0,1/0 18:09	0-0,0/0 14:09	0-0,0/1 21:43	0-0,0/0 08:21
Apr 1	Vs EDM	0-3,1/2 11:36	DNP	1-0(W),2/2 12:28	0-0,1/0 22:12	0-0,2/0 14:05	0-1,1/4 17:48	0-0,1/0 12:43
Apr 3	Vs COL	0-0,4/1 18:31	DNP	0-0,1/0 13:43	0-0,5/-1 18:55	1-1,1/0 14:10	0-0,3/-1 20:31	0-0,1/0 09:04
Apr 8	Vs DAL	0-0,2/0 17:03	0-0,1/-1 13:42	0-0,0/0 19:29	0-0,4/-1 20:07	0-0,2/-1 15:25	0-0,1/0 21:40	0-0,1/0 11:44
Apr 11	@ ARI	1-0(W),4/0 17:03	0-0,2/-1 12:30	0-0,2/1 13:08	0-0,6/1 19:57	DNP	0-0,1/-1 19:33	DNP

ANAHEIM DUCKS 2014-15 PLAYER GAME-BY-GAME

Date	Opp.	NOESEN #64	RAKELL #67	LABARBERA #30	ANDERSEN #31	GIBSON #36
Oct 9	@ PIT		0-0,1/-1 12:36		DNP	6/39 L 60:00
Oct 11	@ DET		DNP		2/29 W 60:00	DNP
Oct 13	@ BUF		DNP		1/12 W 59:47	DNP
Oct 14	@ PHI		0-0,0/0 08:17		3/42 W 65:00	DNP
Oct 17	Vs MIN		DNP	DND	1/28 W 59:58	MIN
Oct 19	Vs STL		0-1,3/1 10:45	DND	0/28 W 60:00	MIN
Oct 22	Vs BUF		0-0,2/0 12:25	MIN	1/23 W 59:59	DNP
Oct 24	Vs CBJ		0-0,0/0 09:33	MIN	DNP	1/17 W 60:00
Oct 26	Vs SJS		0-0,1/0 06:41	MIN	4/37 L 59:59	DNP
Oct 28	@ CHI		0-0,1/0 10:31	MIN	DNP	0/38 W 60:00
Oct 30	@ STL		0-0,1/0 10:46	MIN	DNP	2/29 L 57:12
Oct 31	@ DAL		DNP	MIN	1/22 W 61:48	DNP
Nov 2	@ COL		DNP	2/18 W 60:00	INJ	INJ
Nov 5	Vs NYI		0-1,3/1 11:39	3/36 O 62:18	DNP	INJ
Nov 7	Vs ARI		0-0,0/0 07:30	DNP	2/25 O 64:28	INJ
Nov 9	Vs VAN		DNP	DNP	1/35 O 64:59	INJ
Nov 12	Vs LAK		0-1,5/-1 11:10	2/16 W 35:40	3/10 29:20	INJ
Nov 15	@ LAK		0-0,0/0 13:14	DNP	3/37 O 62:19	INJ
Nov 16	Vs FLA		0-0,1/0 11:55	2/14 15:49	4/15 L 44:11	INJ
Nov 18	@ CGY		0-0,1/0 07:31	DNP	3/19 O 64:42	INJ
Nov 20	@ VAN		0-0,0/0 10:32	DNP	3/28 W 64:43	INJ
Nov 23	Vs ARI		0-0,0/0 10:10	DNP	1/27 W 60:00	INJ
Nov 25	Vs CGY		DNP	DNP	2/34 W 60:00	INJ
Nov 28	Vs CHI		0-0,1/0 10:19	DNP	3/37 L 59:11	INJ
Nov 29	@ SJS		DNP	0/15 33:41	5/19 L 26:09	INJ
Dec 1	Vs BOS		DNP	INJ	2/34 W 60:00	INJ
Dec 3	Vs PHI		MIN	INJ	4/35 W 65:00	INJ
Dec 5	@ MIN		MIN	INJ	4/25 W 60:00	INJ
Dec 7	@ WPG		0-1,0/1 10:59	INJ	3/30 W 60:47	INJ
Dec 10	Vs EDM		0-1,4/0 17:15	INJ	1/22 W 59:58	INJ
Dec 12	@ EDM		0-0,0/-1 12:28	DND	2/23 W 60:00	INJ
Dec 13	@ WPG		0-1,1/0 13:08	DND	1/28 W 60:00	INJ
Dec 16	@ TOR		0-0,4/-1 13:57	MIN	4/20 L 45:28	INJ
Dec 18	@ MTL		0-1,1/1 12:26	MIN	1/24 W 60:00	MIN
Dec 19	@ OTT		0-0,0/-1 16:27	MIN	DNP	MIN
Dec 22	Vs SJS		1-0,4/0 11:59	MIN	2/32 W 60:58	MIN
Dec 27	@ ARI		0-0,3/0 15:25	MIN	1/29 O 65:00	MIN
Dec 28	Vs VAN		0-0,1/0 11:14	MIN	1/14 W 62:39	MIN
Dec 31	Vs SJS		0-0,0/0 12:26	MIN	2/26 L 59:32	MIN
Jan 2	Vs STL		0-0,2/0 08:19	MIN	3/42 W 59:41	MIN
Jan 4	Vs NSH		0-0,0/-1 10:15	MIN	3/30 W 64:40	MIN
Jan 7	Vs NYR		0-0,2/0 12:47	MIN	DNP	MIN
Jan 11	Vs WPG		2-2,3/1 14:05	MIN	4/32 W 65:00	MIN
Jan 14	Vs TOR		0-0,0/0 12:30	MIN	0/28 W 59:57	MIN
Jan 16	Vs NJD		0-1,1/1 12:51	MIN	DNP	MIN
Jan 17	@ LAK		0-0,2/0 14:25	MIN	2/28 W 64:45	MIN
Jan 21	Vs CGY		0-0,2/0 14:55	MIN	3/33 W 60:00	MIN
Jan 27	@ VAN		1-1,4/1 15:19	MIN	0/17 W 60:00	MIN
Jan 29	@ SJS		0-1,2/1 12:03	MIN	0/8 23:53	MIN
Jan 30	Vs CHI		1-0,1/0 14:58	MIN	4/33 L 60:00	MIN
Feb 3	Vs CAR		0-0,0/1 10:51	MIN	4/32 W 60:45	MIN
Feb 5	@ NSH		0-2,1/2 13:38	MIN	2/46 W 60:00	MIN
Feb 6	@ WSH		0-0,1/-1 16:53	MIN	DNP	MIN
Feb 8	@ TBL		0-0,2/-1 13:20	MIN	5/22 L 50:02	MIN
Feb 10	@ FLA		0-1,1/-1 15:29	MIN	INJ	3/18 34:03
Feb 12	@ CAR		0-0,0/0 14:37	MIN	INJ	1/36 W 60:00
Feb 15	Vs WSH		0-0,1/0 13:36	MIN	INJ	5/28 L 58:03
Feb 18	Vs TBL		0-1,3/-1 14:45	MIN	INJ	4/32 L 60:00
Feb 20	@ CGY		0-1,2/2 12:29	MIN	INJ	3/28 W 60:00
Feb 21	@ EDM		0-1,1/0 11:01	MIN	INJ	1/27 W 60:00
Feb 23	Vs DET		0-0,1/0 17:45	DNP	INJ	3/38 W 64:44
Feb 25	Vs OTT		0-0,1/0 10:19	DNP	INJ	2/33 L 58:18
Feb 27	Vs LAK		0-1,2/1 13:43	MIN	DNP	2/22 W 60:00
Mar 1	@ DAL		0-0,1/0 11:52	MIN	DNP	1/40 W 60:00
Mar 3	@ ARI		0-0,2/0 15:25	MIN	1/30 W 60:00	DNP
Mar 4	Vs MTL		1-0(W),2/1 09:37	MIN	DNP	1/38 W 60:00
Mar 6	Vs PIT		0-1,2/1 14:35	MIN	4/20 L 58:41	DNP
Mar 9	@ VAN		0-0,1/-1 13:27	MIN	2/16 L 58:30	DNP
Mar 11	@ CGY		0-0,2/0 11:57	MIN	DNP	6/23 L 59:34
Mar 13	@ MIN		0-0,0/0 10:04	MIN	DNP	1/33 W 60:00
Mar 15	Vs NSH		0-0,0/0 11:19	MIN	DNP	2/27 W 60:00
Mar 18	Vs LAK		0-0,1/-1 13:31	MIN	DNP	2/31 W 60:24
Mar 20	Vs COL		1-1,5/2 12:59	MIN	2/24 W 61:00	DNP
Mar 22	@ NYR		0-0,4/0 15:15	MIN	3/7 L 10:16	4/22 49:44
Mar 24	@ CBJ		0-1,2/0 13:24	MIN	DNP	4/26 L 59:10
Mar 26	@ BOS		0-0,1/1 13:52	MIN	2/29 W 62:38	DNP
Mar 28	@ NYI		1-0,2/1 11:25	MIN	2/31 W 60:00	DNP
Mar 29	@ NJD		0-0,0/0 10:54	MIN	DNP	1/27 W 60:00
Apr 1	Vs EDM		0-0,1/0 16:03	MIN	1/23 W 60:00	DNP
Apr 3	Vs COL	0-0,0/0 06:54	1-0,3/1 16:37	MIN	DNP	3/22 L 58:43
Apr 8	Vs DAL	MIN	0-0,2/-3 13:37	MIN	4/32 L 60:00	DNP
Apr 11	@ ARI	MIN	0-0,1/0 12:33	DNP	1/24 W 60:00	DND



ANAHEIM DUCKS 2014-15 SEASON IN REVIEW

THE 2014-15 REGULAR SEASON: The Ducks finished the season 51-24-7 for 109 points...Anaheim had the top record in the Western Conference for the second consecutive season (and second time in club history) ...the Ducks posted the second-best record in franchise history, trailing only the 2013-14 club (53-20-8, 114)...Anaheim recorded its second consecutive 50-win season in franchise history...the last NHL team to post back-to-back 50-win seasons was Vancouver in 2010-11 (54-19-9) and 2011-12 (51-22-9)...the Ducks also matched the club record for most road standings points (54) and wins (25-12-4), a record originally set with the exact same record in 2013-14...Anaheim finished second among NHL teams in road points and road wins, concluding the season on a four-game win streak as visitors...the Ducks owned the NHL's top intra-conference record with a 34-11-5 mark vs. Western Conference opponents...Anaheim finished with a 16-5-0 vs. the Central Division, leading NHL teams in wins and ranking second in points % (.762)...the club also went 18-6-5 vs. the Pacific, earning wins in seven of its last nine (7-2-0)...overall, the Ducks won five of their last seven games (5-2-0), went 9-4-0 in the last 13 and 16-8-0 in the last 24.

PACIFIC HEIGHTS: Anaheim clinched its third consecutive Pacific Division title and fourth in franchise history (2007, 2013, 2014, 2015) with a 5-1 victory over Edmonton on Apr. 1...the Ducks own the longest active streak of division titles since 2012-13 and are the only team to win its division twice since the league debuted its four-division format in the 2013-14 regular season...the Ducks assumed sole possession of the Pacific on Dec. 5, 2014 (17-6-5, 28 games) and held the same position for the remainder of the regular season.

IT'S A RECORD: The Ducks set an NHL single-season record for most wins when trailing in the third period (at any point) and matched the NHL mark for wins when trailing after two periods...a closer look:

MOST WINS WHEN TRAILING AT ANY POINT IN THE THIRD PERIOD IN NHL HISTORY

TEAM	SEASON	GAMES
Anaheim	2014-15	18
Dallas	2005-06	15
Dallas	2006-07	15
Tampa Bay	2006-07	14
Detroit	2008-09	13

MOST WINS WHEN TRAILING AFTER TWO PERIODS IN NHL HISTORY

TEAM	SEASON	GAMES
Anaheim	2014-15	12
Dallas	2005-06	12
Pittsburgh	2008-09	11
Vancouver	2009--10	11

COMEBACKS: The Ducks earned 24 comeback victories in 2014-15 after posting 26 last season...the 26 comebacks in 2013-14 were the most in the NHL since Detroit and Nashville in 2005-06 (26)...the 50 comebacks over the last two seasons led the NHL (NYI second with 41)...Anaheim led the NHL with a .343 win percentage and 12 wins (12-23-0) when down after two (DET ranked second with a .333 win %).

SITUATIONALLY: The Ducks were one of two NHL teams with only one regulation loss when tied after two periods (9-1-5; third with a .767 points %)...Anaheim was also one of five teams that has not lost in regulation when leading after two (29-0-2)...in addition, the Ducks are 37-2-4 when allowing two goals-or-less this season (18-0-2 at home, 19-2-2 on the road).

THE GAME OF ONE: Anaheim set an all-time NHL record with 33 wins in one-goal games (33-1-7)...the Ducks also led the NHL in winning percentage (.805) in one-goal games and were the only NHL team with fewer than four one-goal losses in regulation...Anaheim set an NHL single-season record for most consecutive one-goal games without a regulation loss (33), going 26-0-7 from Oct. 11-Feb. 23...the previous mark was held by the 1979-80 Chicago Blackhawks, who went 11-0-19 in one-goal (or tie) games...the Ducks also set an NHL record for most consecutive home wins by a one-goal margin (discounting losses or ties), with 11 in a row (five regulation, two overtime and four shootouts) from Nov. 12-Jan. 11...overall, 29 of the club's final 39 victories were in one-goal games dating to a 1-0 win on Oct. 28 at Chicago, including 15 decided in extra time (eight OT, seven SO)...the club's 12 straight wins by one goal from Oct. 28-Dec. 10 were the most in the NHL since Atlanta had 14 in 2010-11...since the start of the 2012-13 season, the club is 74-7-21 in one-goal games for the NHL's top record by points percentage (.828).

WINNING TRADITION: The Ducks finished first in the West and third overall in the NHL this season...the Ducks also own the top NHL record over the past two seasons (105-44-15, 225 pts.) and over the past three seasons (135-56-21, 291 pts.)...the club has the most regulation/overtime wins (118) over the last three seasons (non-shootout), two ahead of Pittsburgh (116) and nine over the closest Western Conference opponent (CHI and STL each with 109).

ON A WINNING NOTE: The Ducks were the only NHL team with three winning streaks of six games-or-longer in 2014-15, including Oct. 11-24 (7-0-0), Dec. 1-13 (7-0-0) and Jan. 11-27 (6-0-0)...since 2013-14, the Ducks won at least seven straight on five different occasions, with no other NHL team doing it more than three times (CBJ and STL have three win streaks of seven games-or-more)...there have been 20 total win streaks of seven games-or-more by NHL teams since the start of the 2013-14 season.

ANAHEIM DUCKS 2014-15 SEASON IN REVIEW

ON TO OVERTIME: Anaheim played 23 overtime/shootout games in 2014-15 and led the NHL with 16 OT/shootout wins (16-2-5)...the Ducks played nine OT/SO contests in the first 21 games from Oct. 9-Nov. 20 to match a 2003-04 franchise record to start a season...from Oct. 31-Nov. 20, Anaheim went beyond regulation in eight of 10 games, a club first in any 10-game stretch...with their 19th OT/SO game in their 53rd contest on Feb. 6 at Washington, the Ducks surpassed their entire season total of 18 in 2013-14.

LEADING THE WAY: **Ryan Getzlaf** finished the season ranked tied for fourth among NHL leaders in primary assists (31), tied for third in even-strength scoring (22-33=55) and 10th in even-strength assists (33)...13 of his 25 goals either tied a game or gave the Ducks a lead and six were GWG...Getzlaf, who co-led the NHL in overtime scoring (2-3=5) and ranked tied for fourth in OT assists, scored his franchise-leading seventh career overtime goal on Mar. 26 at Boston...with 2-0=2 points on Mar. 11 at Calgary, Getzlaf passed Paul Kariya for sole possession of second place of the franchise's all-time scoring list with his 670th and 671st career points as a Duck...he scored twice in the opening 2:51 of the first period in that game, the fastest two goals by an Anaheim player from the start of a game in club history...he was the first NHL player to score two goals in the first three minutes of a road game since Feb. 14, 2003, when Boston's Mike Knuble set the NHL record for the fastest two goals from the start of a game (home or road) by scoring twice in the first 27 seconds at Florida...in his following game on Mar. 13 in Minnesota, Getzlaf became the third player in franchise history to play 700 games in an Anaheim uniform, joining Selanne and Perry...Getzlaf also won a career-best 50.6% of his faceoffs this season and ranked second among NHL forwards in blocked shots (95).

GOAL ORIENTED: Among NHL leaders, **Corey Perry** ranked tied for 10th in goals (33), eighth in goals-per-game (.50) and tied for seventh in shooting percentage (17.1)...with his 33rd goal of the season, Perry became the fourth Duck to record 600 career points...only Selanne (988), Getzlaf (678) and Kariya (669) have more with the franchise...Perry recorded his fifth career 30-goal season on Mar. 22 at the New York Rangers, the third-most in franchise history behind only Selanne (7) and Kariya (6)...he posted two hat tricks in the first seven games, becoming the sixth NHL player in 29 years to record multiple hat tricks in the first seven games of a season...with three goals (3-0=3) on Oct. 9 at Pittsburgh, Perry became the first Duck to record a hat trick in a season opener.

IN THE BEGINNING: **Frederik Andersen** joined Montreal's Bill Durnan as the fastest goaltenders in NHL history to 50 wins, accomplishing the feat in 68 career decisions on Mar. 3 at Arizona...Durnan also won 50 in 68 decisions on Dec. 16, 1944...Andersen finished the season with a 35-12-5 record with three shutouts, a 2.38 GAA and .914 SV% in 54 games, marking the second-most single-season wins in franchise history (J.S. Giguere with 36 in 2006-07)...ranked eighth among NHL goaltenders in wins, Andersen was the fourth Anaheim netminder to record a 30-win season...he was the first to post multiple winning streaks of seven games or more in one season, including two career-high seven-game streaks from Dec. 1-13 (7-0-0) and Jan. 2-27 (7-0-0)...he started a career-high 20 consecutive games from Nov. 7-Dec. 18, the longest streak by an Anaheim goaltender since Jonas Hiller started a club-record 32 straight from Jan.12-Mar. 18, 2012...Andersen also became the third goaltender in club history to win seven straight team games in a single season from Dec. 1-13, joining Hiller (Dec. 6, 2013-Jan. 12, 2014; 14-0-0) and Guy Hebert (Feb. 25-Mar. 22, 1996; 7-0-0)...during his season-opening six-game win streak, Andersen posted a career-high scoreless streak of 152 minutes and 46 seconds (spanning three games) from Oct. 17-22.

IRON MAN: **Andrew Cogliano** is the NHL's reigning Ironman (622 games), having never missed a game in his NHL career dating to Oct. 4, 2007 with EDM...only two players in NHL history have played more consecutive games to start their careers: Doug Jarvis (the NHL's all-time Ironman overall with 964 consecutive games from 1975-88) and Andy Heberton (second with 630 consecutive games from 1955-64)...Cogliano is the eighth player in NHL history to have a consecutive games streak of 600 or more...the only two others in the last 20 years are Jay Bouwmeester (737) and Henrik Sedin (679)...Cogliano became Anaheim's all-time leading Ironman with his 277th consecutive game as a Duck on Mar. 3 at Arizona, surpassing Andy McDonald (Cogliano now at 294 games as a Duck).

PLUS EFFORT: At the age of 21, **Hampus Lindholm** has posted a +54 career rating in his first two NHL seasons, leading all NHL defensemen and ranking fourth overall in the league...no other defenseman in the top 5 is under the age of 27...a closer look:

TOP OVERALL PLUS/MINUS SINCE 2013-14

RANK	PLAYER (TEAM)	AGE	RATING
1.	Ondrej Palat (TB)	23	+63
2.	Tyler Johnson (TB)	24	+56
	Jonathan Toews (CHI)	26	+56
4.	Hampus Lindholm (ANA)	21	+54
5.	Vladimir Tarasenko (STL)	23	+47

TOP PLUS/MINUS SINCE 2013-14 AMONG DEFENSEMEN

RANK	PLAYER (TEAM)	AGE	RATING
1.	Hampus Lindholm (ANA)	21	+54
2.	Johnny Boychuk (NYI)	31	+46
3.	Francois Beauchemin (ANA)	34	+43
	Marc-Edouard Vlasic (SJ)	27	+43
5.	Matt Niskanen (WSH)	28	+40
	Kevan Miller (BOS)	27	+40

*This season, Lindholm's +25 rating ranked tied for second among NHL defensemen...no other defensemen in the top five was under the age of 25.

ANAHEIM DUCKS 2014-15 SEASON IN REVIEW

BEHIND THE BENCH: Bruce Boudreau, who appeared in his 250th game with the Ducks on Feb. 25 vs. Ottawa, won his 150th game with Anaheim on Feb. 28 vs. Los Angeles and earned his 350th career win overall on Feb. 23 vs. Detroit...Boudreau currently owns a 162-79-29 record in 270 games with the Ducks...on Mar. 2, 2014 vs. Carolina, Boudreau became the fastest Ducks coach to 100 victories (169 career games)...with an all-time record of 363-167-69 in 599 career NHL games, Boudreau leads active NHL coaches in points % with a .664 mark (min. 100 games).

MILESTONES ACHIEVED

Francois Beauchemin - 200th NHL point, Nov. 2 @ COL; 500th game as a Duck, Feb. 15 vs. WSH
Matt Beleskey - 100th NHL point, Jan. 2 vs. STL; 300th NHL game, Dec. 22 vs. SJ
Andrew Cogliano - 600th NHL game, Feb. 21 @ EDM; 100th point as a Duck, Dec. 13 @ WPG
Emerson Etem - 100th NHL game, Mar. 1 @ DAL
Cam Fowler - 300th NHL game, Dec. 22 vs. SJ; 100th NHL assist, Oct. 26 vs. SJ
Ryan Getzlaf - 700th NHL game, Mar. 13 @ MIN; 200th NHL goal, Feb. 8 @ TB
Ryan Kesler - 200th NHL goal, Mar. 18 vs. LA; 700th NHL game, Jan. 16 vs. NJ; 400th NHL point, Oct. 26 vs. SJ
Hampus Lindholm - 100th NHL game, Nov. 23 vs. ARI
Patrick Maroon - 100th NHL game, Dec. 12 @ EDM
Corey Perry - 600th NHL point, Apr. 1 vs. EDM; 700th NHL game, Feb. 21 @ EDM; 300th NHL assist, Feb. 12 @ CAR
Jakob Silfverberg - 100th game as a Duck, Jan. 27 @ VAN
Nate Thompson - 100th NHL point, Mar. 9 @ VAN; 400th NHL game, Oct. 26 vs. SJ
Sami Vatanen - 100th NHL game, Jan. 14 vs. TOR
Bruce Boudreau - 200th game with Anaheim, Oct. 31 @ DAL

2014-15 INJURIES

Player	Injury	Games	Dates	Player	Injury	Games	Dates
Sheldon Souray	Right wrist	82	Oct. 9-Apr. 11	Eric Brewer	Fractured foot	22	Dec. 3-27
Kyle Palmieri	High ankle sprain	18	Oct. 9-Nov. 15	Corey Perry	Knee Sprain	10	Dec. 7-28
Dany Heatley	Groin strain	9	Oct. 9-26	Kyle Palmieri	Shoulder	6	Dec. 18-31
Bryan Allen	Lower body	14	Oct. 9-Nov. 5	Hampus Lindholm	Lower body	1	Dec. 19
Patrick Maroon	MCL sprain	8	Oct. 17-30	Tim Jackman	Upper body	2	Dec. 27-28
Mark Fistric	Flu-like symptoms	1	Oct. 17	Clayton Stoner	Lower body	1	Jan. 21
Ben Lovejoy	Fractured finger	21	Oct. 28-Dec. 10	Clayton Stoner	Illness	1	Feb. 3
Mark Fistric	Lower back	15	Oct. 31-Dec. 1	Ryan Getzlaf	Lower body	2	Feb. 5-6
John Gibson	Groin	21	Nov. 2-Dec. 16	Hampus Lindholm	Lower body	1	Feb. 10
Frederik Andersen	Leg tightness	1	Nov. 2	Jakob Silfverberg	Flu-like symptoms	1	Feb. 10
Corey Perry	Mumps virus	5	Nov. 5-15	Frederik Andersen	Upper body	8	Feb. 10-25
Francois Beauchemin	Mumps virus	5	Nov. 9-18	Matt Beleskey	Upper body	11	Feb. 18-Mar. 9
Cam Fowler	Lower body	1	Nov. 9	Sami Vatanen	Lower body	15	Feb. 18-Mar. 18
Dany Heatley	Groin	15	Nov. 15-Dec. 13	Clayton Stoner	Lower body	1	Feb. 21
Devante Smith-Pelly	Upper body	3	Nov. 15-18	Nate Thompson	Lower body	2	Feb. 25-27
Tim Jackman	Flu-like symptoms	1	Nov. 16	Tim Jackman	Lower body	16	Mar. 3-Apr. 3
Chris Wagner	Lower body	1	Nov. 16	Matt Beleskey	Lower body	3	Mar. 29-Apr. 3
William Karlsson	Flu-like symptoms	3	Nov. 18-23	Clayton Stoner	Lower body	3	Mar. 29-Apr. 3
Clayton Stoner	Mumps virus	5	Nov. 23-Dec. 1	Patrick Maroon	Illness	1	Apr. 3
Francois Beauchemin	Fractured finger	13	Nov. 28-Dec. 22	John Gibson	Upper body	1	Apr. 11
Jason LaBarbera	Fractured hand	5	Dec. 1-10				

*Anaheim's 355 man games lost were the fourth most in the NHL

ANAHEIM DUCKS 2014-15 SEASON IN REVIEW



ANAHEIM DUCKS CAREER LEADERS

Ducks ALL-TIME POINTS

Player	Points
Teemu Selanne	988
Ryan Getzlaf	678
Paul Kariya	669
Corey Perry	602
Steve Rucchin	432

Ducks ALL-TIME GOALS

Player	Goals
Teemu Selanne	457
Paul Kariya	300
Corey Perry	296
Ryan Getzlaf	208
Steve Rucchin	153

Ducks ALL-TIME ASSISTS

Player	Assists
Teemu Selanne	531
Ryan Getzlaf	470
Paul Kariya	369
Corey Perry	306
Steve Rucchin	279

Ducks ALL-TIME PP GOALS

Player	Goals
Teemu Selanne	182
Paul Kariya	107
Corey Perry	80
Ryan Getzlaf	65
Steve Rucchin	58

Ducks ALL-TIME PP POINTS

Player	PPP
Teemu Selanne	410
Paul Kariya	263
Ryan Getzlaf	250
Corey Perry	184
Scott Niedermayer	144

Ducks ALL-TIME GAMES

Player	GP
Teemu Selanne	966
Corey Perry	722
Ryan Getzlaf	710
Steve Rucchin	616
Paul Kariya	606

Ducks GAME-WINNING GOALS

Player	GWG
Teemu Selanne	77
Corey Perry	53
Paul Kariya	44
Ryan Getzlaf	40
Steve Rucchin	23

Ducks PLUS/MINUS

Player	Plus/Minus
Ryan Getzlaf	+124
Teemu Selanne	+120
Corey Perry	+92
Chris Kunitz	+60
Hampus Lindholm	+54

Ducks SHORTHANDED GOALS

Player	SHG
Paul Kariya	16
Samuel Pahlsson	9
Andrew Cogliano	8
Todd Marchant	8
Corey Perry	6
Joe Sacco	6
Steve Rucchin	6

DEFENSEMEN

Ducks ALL-TIME POINTS

Player	Points
Scott Niedermayer	264
Francois Beauchemin	179
Oleg Tverdovsky	170
Cam Fowler	150
Chris Pronger	150

Ducks ALL-TIME GOALS

Player	Goals
Scott Niedermayer	60
Francois Beauchemin	53
Oleg Tverdovsky	45
Fredrik Olausson	37
Chris Pronger	36

Ducks ALL-TIME ASSISTS

Player	Assists
Scott Niedermayer	204
Francois Beauchemin	126
Oleg Tverdovsky	125
Cam Fowler	121
Chris Pronger	114

ANAHEIM DUCKS 2014-15 FINAL STATISTICS

POS	NO.	Player	GP	TOI	G	A	P	+/-	PIM	PP	SH	GW	S	S%
C	15	Ryan Getzlaf	77	20:05	25	45	70	+15	62	3	0	6	191	13.1
R	10	Corey Perry	67	18:06	33	22	55	+13	67	4	0	3	193	17.1
C	17	Ryan Kesler	81	19:30	20	27	47	-5	75	5	1	4	205	9.8
R	33	Jakob Silfverberg	81	15:39	13	26	39	+15	24	2	1	2	189	6.9
D	45	Sami Vatanen	67	21:27	12	25	37	+5	36	7	1	1	122	9.8
L	19	Patrick Maroon	71	14:16	9	25	34	-5	82	1	0	1	120	7.5
D	47	Hampus Lindholm	78	21:45	7	27	34	+25	32	0	0	1	107	6.5
D	4	Cam Fowler	80	21:08	7	27	34	+4	14	1	1	2	87	8.0
L	39	Matt Beleskey	65	14:28	22	10	32	+13	39	4	0	8	145	15.2
R	67	*Rickard Rakell	71	12:34	9	22	31	+6	10	2	0	1	105	8.6
C/R	7	Andrew Cogliano	82	14:36	15	14	29	+5	14	0	3	2	134	11.2
R	21	Kyle Palmieri	57	14:05	14	15	29	-2	37	5	0	4	112	12.5
D	23	Francois Beauchemin	64	22:44	11	12	23	+17	48	2	0	1	110	10.0
C	44	Nate Thompson	80	13:19	5	13	18	+0	39	0	1	3	87	5.7
R	12	Devante Smith-Pelly	54	14:38	5	12	17	+1	12	0	1	1	76	6.6
D	6	Ben Lovejoy	40	18:33	1	10	11	+3	17	0	0	0	50	2.0
L	16	Emerson Etem	45	12:14	5	5	10	-6	4	0	0	0	77	6.5
L	14	^ Rene Bourque	30	12:07	2	6	8	-4	12	1	0	0	44	4.5
D	3	Clayton Stoner	69	17:38	1	7	8	-2	68	0	0	1	68	1.5
R	18	Tim Jackman	55	8:22	5	2	7	-4	86	0	0	1	55	9.1
L	46	^*Jiri Sekac	19	12:56	2	5	7	+2	4	0	0	0	29	6.9
D	24	^ Simon Despres	16	18:39	1	5	6	+2	22	0	0	0	27	3.7
L	14	^ Tomas Fleischmann	14	14:10	1	5	6	+0	4	0	0	0	24	4.2
D	20	^ James Wisniewski	13	20:13	0	5	5	-3	10	0	0	0	20	0.0
C	38	*William Karlsson	18	12:08	2	1	3	+1	2	0	0	1	24	8.3
D	42	*Josh Manson	28	18:26	0	3	3	+1	31	0	0	0	26	0.0
D	2	^ Eric Brewer	9	17:15	1	1	2	-6	6	0	0	0	7	14.3
D	55	Bryan Allen	6	18:12	0	1	1	0	4	0	0	0	4	0.0
D	37	Mat Clark	7	12:46	0	1	1	+2	6	0	0	0	2	0.0
D	48	^ Colby Robak	5	15:15	0	1	1	+3	0	0	0	0	2	0.0
D	28	Mark Fistric	9	14:47	0	0	0	-3	4	0	0	0	1	0.0
C/R	62	*Chris Wagner	9	8:47	0	0	0	-2	2	0	0	0	7	0.0
L	51	Dany Heatley	6	12:07	0	0	0	-3	0	0	0	0	8	0.0
C/L	43	*Max Friberg	1	8:47	0	0	0	0	0	0	0	0	0	0.0
R	64	*Stefan Noesen	1	6:54	0	0	0	+0	0	0	0	0	0	0.0
D	77	Jesse Blacker	1	6:03	0	0	0	-2	0	0	0	0	0	0.0

NO.	PLAYER	GP	MIN	GAA	W	L	OT	SO	GA	SA	SV%	G	A	PIM
31	Frederik Andersen	54	3106	2.38	35	12	5	3	123	1436	.914	0	3	4
36	*John Gibson	23	1340	2.60	13	8	0	1	58	674	.914	0	0	0
30	Jason LaBarbera	5	207	2.61	2	0	1	0	9	99	.909	0	0	0
80	^ Ilya Bryzgalov	8	329	4.19	1	4	1	0	23	150	.847	0	2	0
ANA GOALTENDING TOTALS			5,002	2.65	51	24	7	4	221	2367	.907	0	5	4

* Rookie

^ Acquired Midseason

NHL Players Acquired Midseason

POS	NO.	Player	TEAM	GP	TOI	G	A	P	+/-	PIM	PP	SH	GW	S	S%
L	14	Tomas Fleischmann	FLA	52	14:50	7	14	21	+12	8	0	0	1	107	6.5
			ANA	14	14:10	1	5	6	+0	4	0	0	0	24	4.2
			TOTAL	66	14:42	8	19	27	+12	12	0	0	1	131	6.1
D	20	James Wisniewski	CBJ	56	21:24	8	21	29	-10	34	7	0	2	127	6.3
			ANA	13	20:13	0	5	5	-3	10	0	0	0	20	0.0
			TOTAL	69	21:11	8	26	34	-13	44	7	0	2	147	5.4
D	24	Simon Despres	PIT	59	16:22	2	15	17	+9	64	0	0	1	76	2.6
			ANA	16	18:39	1	5	6	+2	22	0	0	0	27	3.7
			TOTAL	75	16:51	3	20	23	+11	86	0	0	1	103	2.9
L	46	Jiri Sekac	MTL	50	13:48	7	9	16	-2	18	2	0	0	56	12.5
			ANA	19	12:56	2	5	7	+2	4	0	0	0	29	6.9
			TOTAL	69	13:34	9	14	23	+0	22	2	0	0	85	10.6
D	48	Colby Robak	FLA	7	12:57	0	0	0	-1	2	0	0	0	6	0.0
			ANA	5	15:15	0	1	1	+3	0	0	0	0	2	0.0
			TOTAL	12	13:55	0	1	1	+2	2	0	0	0	8	0.0

ANAHEIM DUCKS 2014-15 HOME/ROAD STATISTICS

Player	Pos	HOME					ROAD					TOTAL				
		GP	G	A	P	+/-	GP	G	A	P	+/-	GP	G	A	P	+/-
Ryan Getzlaf	C	38	8	20	28	+6	39	17	25	42	+9	77	25	45	70	+15
Corey Perry	R	34	19	10	29	+4	33	14	12	26	+9	67	33	22	55	+13
Ryan Kesler	C	40	9	13	22	-7	41	11	14	25	+2	81	20	27	47	-5
Jakob Silfverberg	R	41	4	15	19	+7	40	9	11	20	+8	81	13	26	39	+15
Sami Vatanen	D	33	6	12	18	+3	34	6	13	19	+2	67	12	25	37	+5
Cam Fowler	D	40	6	10	16	-8	40	1	17	18	+12	80	7	27	34	+4
Hampus Lindholm	D	40	3	16	19	+20	38	4	11	15	+5	78	7	27	34	+25
Patrick Maroon	L	35	6	11	17	-3	36	3	14	17	-2	71	9	25	34	-5
Matt Beleskey	L	32	9	6	15	+5	33	13	4	17	+8	65	22	10	32	+13
Rickard Rakell	R	36	7	11	18	+4	35	2	11	13	+2	71	9	22	31	+6
Andrew Cogliano	L	41	7	8	15	+0	41	8	6	14	+5	82	15	14	29	+5
Kyle Palmieri	R	29	7	6	13	-6	28	7	9	16	+4	57	14	15	29	-2
Francois Beauchemin	D	33	6	7	13	+10	31	5	5	10	+7	64	11	12	23	+17
Nate Thompson	C	39	2	7	9	+3	41	3	6	9	-3	80	5	13	18	+0
Devante Smith-Pelly	R	28	3	8	11	+2	26	2	4	6	-1	54	5	12	17	+1
Ben Lovejoy	D	21	1	5	6	+6	19	0	5	5	-3	40	1	10	11	+3
Emerson Etem	L	23	3	4	7	-1	22	2	1	3	-5	45	5	5	10	-6
Clayton Stoner	D	31	0	2	2	-13	38	1	5	6	+11	69	1	7	8	-2
Rene Bourque	L	15	0	3	3	-4	15	2	3	5	0	30	2	6	8	-4
Tim Jackman	R	26	2	0	2	-1	29	3	2	5	-3	55	5	2	7	-4
Jiri Sekac	L	9	2	4	6	+2	10	0	1	1	0	19	2	5	7	+2
Simon Despres	D	8	1	2	3	-2	8	0	3	3	+4	16	1	5	6	+2
Tomas Fleischmann	L	6	1	2	3	0	8	0	3	3	+0	14	1	5	6	+0
James Wisniewski	D	5	0	2	2	0	8	0	3	3	-3	13	0	5	5	-3
Josh Manson	D	16	0	2	2	-6	12	0	1	1	+7	28	0	3	3	+1
William Karlsson	C	11	0	1	1	-1	7	2	0	2	+2	18	2	1	3	+1
Eric Brewer	D	4	0	0	0	-2	5	1	1	2	-4	9	1	1	2	-6
Mat Clark	D	6	0	1	1	+2	1	0	0	0	0	7	0	1	1	+2
Bryan Allen	D	4	0	0	0	0	2	0	1	1	0	6	0	1	1	0
Colby Robak	D	1	0	1	1	+2	4	0	0	0	+1	5	0	1	1	+3
Chris Wagner	R	5	0	0	0	-1	4	0	0	0	-1	9	0	0	0	-2
Mark Fistric	D	3	0	0	0	0	6	0	0	0	-3	9	0	0	0	-3
Dany Heatley	L	2	0	0	0	0	4	0	0	0	-3	6	0	0	0	-3
Stefan Noesen	R	1	0	0	0	0	-	-	-	-	-	1	0	0	0	0
Max Friberg	L	1	0	0	0	0	-	-	-	-	-	1	0	0	0	0
Jesse Blacker	D	1	0	0	0	-2	-	-	-	-	-	1	0	0	0	-2

Frederik Andersen	GP	W	L	OT	GA	MIN	SAVES	SHOTS	GAA	SV%
Home Totals	28	18	7	2	66	1,660	725	791	2.39	.917
Road Totals	26	17	5	3	57	1,446	588	645	2.37	.912
Season Totals	54	35	12	5	123	3,106	1,313	1,436	2.38	.914

Jason LaBarbera	GP	W	L	OT	GA	MIN	SAVES	SHOTS	GAA	SV%
Home Totals	3	1	0	1	7	114	59	66	3.68	.894
Road Totals	2	1	0	0	2	93	31	33	1.29	.939
Season Totals	5	2	0	1	9	207	90	99	2.61	.909

John Gibson	GP	W	L	OT	GA	MIN	SAVES	SHOTS	GAA	SV%
Home Totals	10	6	4	0	25	600	263	288	2.50	.913
Road Totals	13	7	4	0	33	740	353	386	2.68	.915
Season Totals	23	13	8	0	58	1,340	616	674	2.60	.914

Ilya Bryzgalov	GP	W	L	OT	GA	MIN	SAVES	SHOTS	GAA	SV%
Home Totals	2	1	1	0	4	120	40	44	2.00	.909
Road Totals	6	0	3	1	19	209	87	106	5.45	.821
Season Totals	8	1	4	1	23	329	127	150	4.19	.847

ANAHEIM DUCKS

2014-15 STATISTICAL BREAKDOWN

TEAM RECORDS

Overall record/streak:	51 - 24 - 7 / Win 1 / Undef 1	Tied after 2 periods	9 - 1 - 5
Home record/streak:	26 - 12 - 3 / Lost 2	OT Record - This Season:	16 - 7
Road record/streak:	25 - 12 - 4 / Win 4 / Undef 4	OT Record - Franchise:	135 - 129 - 107
Last 5 Games:	3 - 2 - 0	Shootout Record - This Season:	8 - 5
Last 10 Games:	6 - 4 - 0	Shootout Record - Franchise:	51 - 58
1-Goal Games:	33 - 1 - 7	Outshooting opponent:	23 - 13 - 3
2-Goal Games	5 - 7	Outshot by opponent:	27 - 11 - 4
3-Goal Games	13 - 16	Even shots:	1 - 0 - 0
Scoring first	36 - 5 - 6	vs. Atlantic:	9 - 7 - 0
Opponent scoring first	15 - 19 - 1	vs. Metropolitan:	8 - 6 - 2
Leading after 1 period	26 - 3 - 3	vs. EASTERN CONFERENCE:	17 - 13 - 2
Trailing after 1 period	7 - 14 - 1	vs. Central:	16 - 5 - 0
Tied after 1 period	18 - 7 - 3	vs. Pacific:	18 - 6 - 5
Leading after 2 periods	30 - 0 - 2	vs. WESTERN CONFERENCE:	34 - 11 - 5
Trailing after 2 periods	12 - 23 - 0		

MONTH BY MONTH RECORD

	W-L-OT	Points
OCTOBER:	9-3-0	18
NOVEMBER:	5-3-5	15
DECEMBER:	10-3-1	21
JANUARY:	8-3-0	16
FEBRUARY:	7-5-1	15
MARCH:	10-5-0	20
APRIL:	2-2-0	4
TOTALS:	51-24-7	109
TOTALS:	54-20-8	116

GOALS BY PERIOD

	1	2	3	OT	T	Avg
Anaheim Ducks:	61	74	85	8	228	(2.8 avg.)
Opponents:	51	97	71	2	221	(2.7 avg.)

SHOTS BY PERIOD

	1	2	3	OT	T	Avg
Anaheim Ducks:	827	804	778	49	2458	(30.0 avg.)
Opponents:	741	834	746	46	2367	(28.9 avg.)

POWER PLAY

	G	Att	%
OVERALL:	37	235	15.7 (28TH NHL)
HOME:	19	118	16.1 (24TH NHL)
ROAD:	18	117	15.4 (23RD NHL)
6 SHORTHANDED GOALS ALLOWED (T-16TH NHL)			

NHL PENALTY KILLING

	G	Att	%
OVERALL:	52	274	81.0 (15TH NHL)
HOME:	20	131	84.7 (5TH NHL)
ROAD:	32	143	77.6 (T-26TH NHL)
9 SHORTHANDED GOALS SCORED (T-3RD NHL)			

PENALTIES

GP	MIN	AVG./RANK
82	887	10.8 (25TH NHL)

GOAL SITUATIONS

	For	Against
5 on 5:	158	152
5 on 4:	34	6
5 on 3:	2	0
4 on 4:	13	2
4 on 3:	1	0
3 on 3:	0	0
3 on 4:	0	2
3 on 5:	0	5
4 on 5:	6	44
Empty Net:	12	8
Penalty Shots:	2	2
Total:	228	221

SHOOTOUT

Shooter	G/S	%	GDG
Sami Vatanen	1 / 1	100.0	1
Rickard Rakell	1 / 1	100.0	0
Jakob Silfverberg	9 / 13	69.2	2
Ryan Kesler	4 / 10	40.0	2
Corey Perry	3 / 9	33.3	2
Tomas Fleischmann	0 / 2	0.0	0
Ryan Getzlaf	0 / 2	0.0	0
Kyle Palmieri	0 / 1	0.0	0
Simon Despres	0 / 1	0.0	0
Goaltender	Rec.	G/S	%
Jason LaBarbera	1 - 0	1/3	.667
Frederik Andersen	6 - 4	11/32	.656
John Gibson	1 - 0	1/3	.667

SHORT HANDED

Player	G	A	P
Andrew Cogliano	3	0	3
Ryan Kesler	1	2	3
Jakob Silfverberg	1	2	3
Cam Fowler	1	1	2
Ryan Getzlaf	0	2	2
Sami Vatanen	1	0	1
Nate Thompson	1	0	1
Francois Beauchemin	0	1	1

INDIVIDUAL LEADERS

	Anaheim Ducks
Points:	R. GETZLAF (70),C. PERRY (55),R. KESLER (47)
Goals:	C. PERRY (33),R. GETZLAF (25),M. BELESKEY (22)
Assists:	R. GETZLAF (45),R. KESLER (27),C. FOWLER (27)
PP Goals:	J. WISNIEWSKI (7),S. VATANEN (7),R. KESLER (5)
SH Goals:	A. COGLIANO (3),R. KESLER (1),N. THOMPSON (1)
GW Goals:	M. BELESKEY (8),R. GETZLAF (6),R. KESLER (4)
3+ Goals:	C. PERRY(3)
PIM:	T. JACKMAN (86),S. DESPRES (86),P. MAROON (82)
Shots:	R. KESLER (205),C. PERRY (193),R. GETZLAF (191)
+/-:	H. LINDHOLM (+25),F. BEAUCHEMIN (+17),R. GETZLAF (+15)

POWER PLAY

Player	G	A	P
Sami Vatanen	7	10	17
James Wisniewski	7	8	15
Ryan Getzlaf	3	10	13
Kyle Palmieri	5	6	11
Ryan Kesler	5	6	11
Rickard Rakell	2	7	9
Cam Fowler	1	8	9
Corey Perry	4	3	7
Patrick Maroon	1	6	7
Hampus Lindholm	0	6	6
Matt Beleskey	4	0	4
Jakob Silfverberg	2	2	4
Jiri Sekac	2	1	3
Francois Beauchemin	2	1	3
Simon Despres	0	1	1
Tomas Fleischmann	0	1	1

ANAHEIM DUCKS 2014-15 HIGHS AND LOWS

GOALS BY PERIOD - HIGHS AND LOWS

DUCKS

	1st	2nd	3rd
High	3 (1/21/15 vs. CGY)	3 (two times, last: 12/13/14 @ WPG)	5 (2/20/15 @ CGY)
Low	0 (35 times, last: 4/8/15 vs. DAL)	0 (31 times, last: 4/8/15 vs. DAL)	0 (27 times, last: 4/11/15 @ ARI)

OPPONENTS

	1st	2nd	3rd
High	3 (three times, last: 3/22/15 @ NYR)	5 (1/29/15 @ SJ)	4 (12/16/14 @ TOR)
Low	0 (48 times, last: 4/11/15 @ ARI)	0 (28 times, last: 4/11/15 @ ARI)	0 (27 times, last: 4/1/15 vs. EDM)

SHOTS BY PERIOD - HIGHS AND LOWS

DUCKS

	1st	2nd	3rd	OT
High	17 (three times, last: 3/22/15 @ NYR)	19 (12/3/14 vs. PHI)	18 (1/11/15 vs. WPG)	7 (11/9/14 vs. VAN)
Low	3 (12/31/14 vs. SJ)	3 (three times, last: 3/15/15 vs. NSH)	2 (2/5/15 @ NSH)	0 (three times, last: 1/4/15 vs. NSH)

OPPONENTS

	1st	2nd	3rd	OT
High	16 (two times, last: 3/13/15 @ MIN)	21 (10/9/14 @ PIT)	24 (2/5/15 @ NSH)	8 (12/3/14 vs. PHI)
Low	3 (three times, last: 2/3/14 vs. CAR)	1 (10/31/14 @ DAL)	2 (12/28/14 vs. VAN)	0 (five times, last: 3/20/15 vs. COL)

2014-15 Ducks Record by Days of the Week:

Mon. 4-1-0 **Tues.** 6-3-1 **Wed.** 9-6-1 **Thurs.** 5-3-0 **Fri.** 11-5-2 **Sat.** 6-1-2 **Sun.** 10-5-1

DUCKS RECORD THIS SEASON WHEN*:

Scoring no goals:	0-4-0	Allowing no goals:	4-0-0
Scoring one goal:	1-6-2	Allowing one goal:	19-0-2
Scoring two goals:	12-7-4	Allowing two goals:	15-2-3
Scoring three goals:	15-5-1	Allowing three goals:	8-2-2
Scoring four goals:	14-2-0	Allowing four goals:	4-7-0
Scoring five goals or more:	9-0-0	Allowing five goals or more:	1-13-0
OVERALL	51-24-7	OVERALL	51-24-7

DUCKS MISCELLANEOUS RECORDS:

When scoring a PP goal:	17-8-5	When not scoring a PP goal:	34-16-2
Not allowing a PP goal:	28-9-5	Allowing a PP goal:	23-15-2
Winning 50% or more faceoffs:	31-10-3	Winning less than 50% of faceoffs:	20-14-4
Day Games (before 5 pm):	3-1-1	Night Games	48-23-6
First Game of back-to-back:	8-3-2	Second Game of back-to-back:	8-4-1

BREAKDOWN OF DUCKS RESULTS - 2014-15

	RECORD			GOALS*			POWER PLAY			PENALTY KILLING		
	W	L	OT	PTS	GF	GA	PPG	ATT	%	PPGA	TSH	%
Games 1-10:	8	2	0	16	30	19	9	38	23.7	6	32	81.3
Games 11-20:	3	2	5	11	22	28	5	30	16.7	5	32	84.4
Games 21-30:	8	2	0	16	31	30	4	34	11.8	7	35	80.0
Games 31-40:	6	3	1	13	24	26	3	31	9.7	8	33	75.8
Games 41-50:	7	3	0	14	33	27	8	28	28.6	5	33	84.8
Games 51-60:	5	4	1	11	31	33	5	27	18.5	7	40	82.5
Games 61-70:	6	4	0	12	25	25	1	21	5.6	6	34	82.8
Games 71-82:	8	4	0	16	32	33	2	26	7.7	8	35	77.1
Overall:	51	24	7	109	228	221	37	235	15.7	52	274	81.0

*Does not include shootout goals

ANAHEIM DUCKS 2014-15 RECORD BOOK



2014-15 RECORD (MOST RECENT)

6 - Two times (last: 2/20/15 @ CGY; 6-3 W)
 7 - 3/22/15 @ NYR (2-7 L)
 10 - Three times (last: 11/19/14 @ SJ; 4-6 L)
 5 - 2/20/15 @ CGY
 5 - 1/29/15 @ SJ, second
 3 - 10/9/14 @ PIT
 3 - 2/10/15 @ FLA
 2 - 12/13/14 @ WPG
 1 - Six times (last: 3/20/15 vs. COL)

GOALS*

most goals scored, game
 most goals against, game
 most combined goals by both teams, game
 most goals scored, period
 most goals against, period
 most power play goals scored, game
 most power play goals against, game
 most shorthanded goals scored, game
 most shorthanded goals against, game

SHOTS

most shots, game
 most shots against, game
 most combined shots by both teams, game
 most shots, period
 most shots against, period
 fewest shots, game
 fewest shots against, game
 fewest shots, period (not OT)
 fewest shots against, period (not OT)

MISCELLANEOUS

most penalty minutes, game
 most penalty minutes by opponent, game
 most combined PIM by both teams, game
 largest margin of victory
 largest margin of defeat
 longest winning streak (games)
 longest home winning streak
 longest road winning streak
 longest losing streak (games)
 longest standings point streak (games)
 longest winless streak (games)

49 - 11/12/14 vs. LA
 46 - 2/5/15 @ NSH
 75 - Three times (last: 1/11/15: ANA (43) vs. WPG (32))
 19 - 12/3/14 vs. PHI, second
 24 - 2/5/15 @ NSH, third
 17 - 2/12/15 @ CAR
 12 - 10/13/14 @ BUF
 2 - 2/5/15 @ NSH, third
 1 - Two times (last: 1/16/15 vs. NJ; second)

90 - 10/26/14 vs. SJ
 75 - 10/26/14 vs. SJ
 165 - 10/26/14 vs. SJ
 4 - Five times (last: 4/1/15 vs. EDM, 5-1 W)
 5 - 3/22/15 @ NYR (2-7 L)
 7 - Two times (last: 12/1/14 - 12/13/14)
 5 - 12/1/14 - 12/28/14
 5 - 2/12/15 - 3/3/15
 3 - Three times (last: 2/6/15 - 2/10/15; 0-2-1)
 7 - Two times (last: 12/1/14 - 12/13/14, 14 pts.)
 3 - Three times (last: 2/6/15 - 2/10/15; 0-2-1)

INDIVIDUAL 2014-15 RECORDS

3 - Three times (last: C. Perry, 1/14/15 vs. TOR)
 3 - S. Hartnell (3/24/15 @ CBJ)
 2 - Seven times (last: C. Perry, 3/22/15 @ NYR, first)
 2 - Seven times (last: F. Hornqvist, 3/06/15 vs. PIT, second)

GOALS*

most goals scored, game
 most goals by an opponent, game
 most goals scored, period
 most goals by an opponent, period

3 - Two times (last: J. Silfverberg, 4/1/15 vs. EDM)
 4 - P. Sharp (1/30/15 vs. CHI)
 2 - Nine times (last: J. Silfverberg, 4/1/15 vs. EDM, first)
 3 - M. Ribeiro (1/4/15 vs. NSH; second)

ASSISTS

most assists, game
 most assists by an opponent, game
 most assists, period
 most assists by an opponent, period

4 - R. Rakell (1/11/15 vs. WPG; 2-2=4)
 4 - Five times (last: A. Ovechkin, 2/15/15 vs. WSH; 2-2=4)
 2 - 24 times (last: J. Sekac, 4/3/15 vs. COL, first)
 3 - Two times (last: M. Ribeiro, 1/4/15 vs. NSH, second)

POINTS

most points, game
 points by an opponent, game
 most points, period
 most points by an opponent, period

10 - C. Perry (2/15/15 vs. WSH)
 11 - A. Steen (1/2/15 vs. STL)

SHOTS

most shots, game
 most shots by an opponent, game

21 - T. Jackman (10/26/14 vs. SJ)
 22 - J. Scott (10/26/14 vs. SJ)
 4 - M. Beleskey (10/11/14 - 10/19/14, 4-0=4)
 5 - R. Getzlaf (11/29/14 - 12/7/14)

MISCELLANEOUS

most PIM, game
 most PIM by an opponent, game
 longest goal-scoring streak (games)
 longest assist streak (games)
 longest point-scoring streak (games)
 most TOI, game
 most saves (goalie), game
 most saves by an opposing goalie, game
 longest winning streak (goalie)
 longest losing streak (goalie)
 longest streak without a regulation loss

8 - R. Getzlaf (12/12/14 - 12/28/14, 4-9=13)
 29:25 - H. Lindholm (11/28/14 vs. CHI)
 44 - F. Andersen (2/5/15 @ NSH; 44-of-46)
 44 - J. Quick (11/12/14 vs. LA)
 7 - two times (last: F. Andersen: 1/2/15 - 1/27/15, 7-0-0)
 5 - F. Andersen (10-7-14 - 11/18/14, 0-1-4)
 7 - two times (last: F. Andersen: 1/2/15 - 1.27/15, 7-0-0)

*excludes shootout goals

ALL-TIME DUCKS RECORD (MOST RECENT)

9 - 1/15/14 vs. VAN (9-1 W)
 9 - Two times (last: 2/19/11 @ STL; 3-9 L)
 14 - 3/21/04 vs. DET (8-6 W)
 6 - 3/14/14 @ COL, second
 5 - 10 times (last: 1/29/15 @ SJ; second)
 6 - 1/15/14 vs. VAN
 5 - 10/26/09 vs. TOR
 3 - 12/20/96 vs. CGY
 3 - 10/18/96 vs. SJ

56 - 10/13/13 vs. OTT
 57 - 3/21/04 vs. DET
 89 - 12/19/08: ANA (36) @ EDM (53)
 26 - 1/1/94 @ FLA, third
 26 - 3/2/14 vs. CAR, third
 12 - Three times (last: 1/10/10 @ CHI)
 11 - 1/23/04 vs. MIN
 0 - Three times (last: 10/21/08 @ TOR; third)
 0 - Two times (last: 10/7/11 @ BUF; third)

107 - 12/8/01 @ CGY
 202 - 12/8/01 @ CGY
 309 - 12/8/01 @ CGY
 8 - 1/15/14 vs. VAN
 8 - 3/21/01 @ DAL (0-8 L)
 10 - 12/6/13 - 12/28/13
 13 - 2/1/13 - 3/20/13
 7 - 11/28/06 - 12/13/06
 8 - 10/12/96 - 10/30/96
 16 - 10/6/06 - 11/9/06 (28 pts.)
 9 - Three times (last: 11/7/01-11/24/01; 0-7-2)

ALL-TIME DUCKS RECORDS

3 - 45 times (last: C. Perry, 10/22/14 vs. BUF)
 4 - Three times (last: B. Hull, 3/21/01 @ DAL)
 3 - Six times (last: R. Getzlaf, 11/8/13 vs. BUF; first)
 3 - Six times (last: H. Zetterberg, 11/14/09 @ DET; third)

5 - Three times (last: R. Getzlaf, 10/29/08 vs. DET)
 4 - 12 times (last: P. Sharp, 1/30/15 vs. CHI)
 4 - P. Kariya (12/16/98 vs. NSH; second)
 4 - A. Oates (3/24/94 @ BOS; second)

5 - 13 times (last: J. Blake, 3/31/10 @ COL; 1-4=5)
 6 - M. Modano (2/1/95 @ DAL; 2-4=6)
 4 - Five times (last: R. Getzlaf, 11/8/13 vs. BUF; 3-1=4, first)
 4 - Four times (last: J. Toews, 11/25/11 vs. CHI; 2-2=4, third)

12 - Three times (last: P. Kariya, 3/10/99 vs. VAN)
 13 - T. Plekanec (10/25/08 @ MTL)

37 - T. Ewen (2/25/96 vs. SJ; 6 penalties)
 33 - C. Berube (12/8/01 @ CGY; 7 penalties)
 11 - T. Selanne (10/21/97 - 11/10/97, 17-2=19)
 10 - C. Perry (11/13/09 - 12/1/09, 2-11=13)
 10 - R. Getzlaf (10/21/09 - 11/14/09, 1-17=18)
 19 - C. Perry (10/21/09 - 12/1/09, 10-16=26)
 35:51 - S. Niedermayer (1/9/07 @ NSH)
 51 - Three times (last: J. Hiller, 12/19/08 @ EDM; 51-of-53)
 51 - D. Roloson (3/27/09 vs. EDM, 51-of-54)
 14 - J. Hiller (12/9/13 - 1/12/14)
 7 - Two times (last: G. Hebert, 1/21/01 - 2/9/01)
 12 - G. Hebert (2/22/97 - 3/19/97, 7-0-5)

ANAHEIM DUCKS GAME-BY-GAME SUMMARY

#	Date	Team	W-L-OT	Record	GF-GA	Scorers	W Goal	PP	PK	SF-SA	W-L Gltdr.	Attend.
1	10/09/2014	@ PIT	L	00-01-00	4-6	17p,10,10p,10p	17	3-6	3-4-4	29-39	29 / 36	18633+
2	10/11/2014	@ DET	W	01-01-00	3-2	15,39,15	15	0-3	2-2-2	26-29	31 / 35	20027
3	10/13/2014	@ BUF	W	02-01-00	5-1	10p,38,39,38,17	38	1-6	3-3-3	44-12	31 / 34	18912
4	10/14/2014	@ PHI	W**	03-01-00	4-3	18,12,39	38	0-2	2-4-4	28-42	31 / 35	19589+
5	10/17/2014	MIN	W	04-01-00	2-1	7s,10	10	0-4	3-3-3	26-28	31 / 35	17306+
6	10/19/2014	STL	W	05-01-00	3-0	39,45p,45p	39	2-3	2-2-2	25-28	31 / 1	15687
7	10/22/2014	BUF	W	06-01-00	4-1	10,17,10,10	17	0-4	2-2-2	34-23	31 / 34	16067
8	10/24/2014	CBJ	W	07-01-00	4-1	10p,45p,12,15	45	2-4	3-4-4	34-17	36 / 72	15778
9	10/26/2014	SJS	L	07-02-00	1-4	39p	8	1-5	3-5-5	34-37	31 / 31	16954
10	10/28/2014	@ CHI	W	08-02-00	1-0	12s	12	0-1	3-3-3	25-38	36 / 33	21233+
11	10/30/2014	@ STL	L	08-03-00	0-2		20	0-4	3-3-3	24-29	34 / 36	16723
12	10/31/2014	@ DAL	W*	09-03-00	2-1	10,44	44	0-4	6-6-6	24-22	31 / 32	15343
13	11/02/2014	@ COL	W	10-03-00	3-2	10,47,4	4	0-5	3-3-3	33-18	30 / 1	15310
14	11/05/2014	NYI	O*	10-03-01	2-3	39p,16	91	1-2	1-3-3	34-36	41 / 30	16448
15	11/07/2014	ARI	O**	10-03-02	2-3	15p,39	89	1-4	3-3-3	39-25	41 / 31	16235
16	11/09/2014	VAN	O**	10-03-03	1-2	45p	13	1-1	3-3-3	29-35	31 / 31	16749
17	11/12/2014	LAK	W**	11-03-03	6-5	4,33,17,17,15	17	0-2	2-2-2	49-26	30 / 32	17245+
18	11/15/2014	@ LAK	O*	11-03-04	2-3	16,17	28	0-3	1-3-3	29-37	32 / 31	18230+
19	11/16/2014	FLA	L	11-04-04	2-6	47,7	27	0-2	0-1-1	35-29	35 / 31	16128
20	11/18/2014	@ CGY	O**	11-04-05	3-4	45,39p,21p	23	2-3	5-5-5	27-19	1 / 31	18421
21	10/31/2014	@ VAN	W**	12-04-05	4-3	7,15,39	10	0-3	1-1-1	26-28	31 / 31	18870+
22	11/23/2014	ARI	W	13-04-05	2-1	21,19	19	0-2	3-3-3	30-27	31 / 41	15928
23	11/25/2014	CGY	W	14-04-05	3-2	39,10,21	21	0-0	4-4-4	29-34	31 / 1	17174+
24	11/28/2014	CHI	L	14-05-05	1-4	47	65	0-2	5-5-5	24-38	50 / 31	17355+
25	11/29/2014	@ SJS	L	14-06-05	4-6	39,10,10,15	48	0-5	3-5-5	34-35	31 / 31	17352
26	12/01/2014	BOS	W	15-06-05	3-2	45,12,39	39	0-3	3-3-3	28-34	31 / 40	16457
27	12/03/2014	PHI	W**	16-06-05	5-4	4,15,45,19p	10	1-5	1-2-2	33-35	31 / 35	15691
28	12/05/2014	@ MIN	W	17-06-05	5-4	17,33,17,18,39	39	0-4	2-4-4	21-25	31 / 35	19044+
29	12/07/2014	@ WPG	W*	18-06-05	4-3	14p,33,17p,21	21	2-6	4-6-6	25-30	31 / 31	15016+
30	12/10/2014	EDM	W	19-06-05	2-1	39p,17	17	1-4	2-2-2	34-22	31 / 35	16371
31	12/12/2014	@ EDM	W	20-06-05	4-2	45p,21,15,44	15	1-2	3-4-4	20-23	31 / 35	16839+
32	12/13/2014	@ WPG	W	21-06-05	4-1	33p,15,44s,7s	15	1-5	3-4-4	31-28	31 / 34	15016+
33	12/16/2014	@ TOR	L	21-07-05	2-6	45s,17	20	0-2	2-3-3	42-27	45 / 31	18953+
34	12/18/2014	@ MTL	W	22-07-05	2-1	47,39	39	0-3	2-3-3	23-24	31 / 31	21286+
35	12/19/2014	@ OTT	L	22-08-05	2-6	15,15	7	0-3	1-2-2	34-31	41 / 80	19443+
36	12/22/2014	SJS	W*	23-08-05	3-2	67,4,17	17	0-3	1-2-2	32-32	31 / 31	17405+
37	12/27/2014	@ ARI	O**	23-08-06	1-2	14	19	0-1	1-1-1	36-29	40 / 31	13656
38	12/28/2014	VAN	W*	24-08-06	2-1	23,4	4	0-4	1-1-1	31-14	31 / 30	17374+
39	12/31/2014	SJS	L	24-09-06	0-3		8	0-3	7-8-8	28-27	31 / 31	17174+
40	01/02/2015	STL	W	25-09-06	4-3	15p,21,7,39	39	1-5	4-5-5	33-42	31 / 30	17174+
41	01/04/2015	NSH	W**	26-09-06	4-3	39,10,23	17	0-3	2-4-4	33-30	31 / 30	16402
42	01/07/2015	NYR	L	26-10-06	1-4	23p	61	1-3	1-1-1	25-30	30 / 80	17174+
43	01/11/2015	WPG	W**	27-10-06	5-4	67p,18,21p,67	45	2-5	6-6-6	43-32	31 / 31	17356+
44	01/14/2015	TOR	W	28-10-06	4-0	21p,10,10,10	21	1-2	3-3-3	25-28	31 / 45	16741
45	01/16/2015	NJD	W	29-10-06	5-1	10,47,33,19,33p	47	1-3	1-2-2	40-15	80 / 1	17174+
46	01/17/2015	@ LAK	W**	30-10-06	3-2	15,45p	33	1-2	2-3-3	31-28	31 / 32	18422+
47	01/21/2015	CGY	W	31-10-06	6-3	21,19,6,18,15,17	18	0-2	3-3-3	27-33	31 / 37	16828
48	01/27/2015	@ VAN	W	32-10-06	4-0	39,21p,67,19	39	1-3	3-3-3	24-17	31 / 30	18813+
49	01/29/2015	@ SJS	L	32-11-06	3-6	7,39,19	52	0-2	4-5-5	28-33	31 / 80	17562+
50	01/30/2015	CHI	L	32-12-06	1-4	67p	2	1-3	3-3-3	22-33	50 / 31	17497+
51	02/03/2015	CAR	W*	33-12-06	5-4	10,17p,12,10,15	15	1-4	4-4-4	31-32	31 / 31	16274
52	02/05/2015	@ NSH	W	34-12-06	5-2	33s,45,39,33,10	39	0-4	3-4-4	26-46	31 / 35	17113+
53	02/06/2015	@ WSH	O**	34-12-07	2-3	17p,10	19	1-2	1-1-1	25-34	31 / 80	18506+
54	02/08/2015	@ TBL	L	34-13-07	3-5	15,45p,2	11	1-5	5-5-5	28-23	30 / 31	19204+
55	02/10/2015	@ FLA	L	34-14-07	2-6	21p,18	5	1-3	5-8-8	33-26	1 / 80	8576
56	02/12/2015	@ CAR	W	35-14-07	2-1	23,39	39	0-1	2-3-3	17-36	36 / 30	11991
57	02/15/2015	WSH	L	35-15-07	3-5	7,10,7	65	0-4	4-5-5	33-28	35 / 36	17252+
58	02/18/2015	TBL	L	35-16-07	1-4	19	9	0-2	3-3-3	25-32	30 / 36	17284+
59	02/20/2015	@ CGY	W	36-16-07	6-3	7,23,15,21,33,47	21	0-1	4-5-5	38-28	36 / 1	19289+
60	02/21/2015	@ EDM	W	37-16-07	2-1	23p,15	15	1-1	2-2-2	21-27	36 / 30	16839+
61	02/23/2015	DET	W**	38-16-07	4-3	7,16,23	33	0-4	4-5-5	25-38	36 / 35	17174+
62	02/25/2015	OTT	L	38-17-07	0-3		22	0-2	4-4-4	25-34	30 / 36	16673
63	02/27/2015	LAK	W	39-17-07	4-2	17,16,10,10	10	0-1	1-1-1	32-22	36 / 31	17413+
64	03/01/2015	@ DAL	W	40-17-07	3-1	10,3,15	3	0-1	2-3-3	22-40	36 / 1	17657
65	03/03/2015	@ ARI	W	41-17-07	4-1	17s,7,33,7s	7	0-0	2-2-2	35-30	31 / 41	11387
66	03/04/2015	MTL	W	42-17-07	3-1	23,67,4s	67	0-1	2-3-3	33-38	36 / 31	17174+
67	03/06/2015	PIT	L	42-18-07	2-5	14,10	72	0-3	4-4-4	29-21	1 / 31	17310+
68	03/09/2015	@ VAN	L	42-19-07	1-2	16	9	0-3	1-1-1	30-16	31 / 31	18557
69	03/11/2015	@ CGY	L	42-20-07	3-6	15,15p,47	23	1-3	4-6-6	32-23	31 / 36	19289+
70	03/13/2015	@ MIN	W	43-20-07	2-1	23,33	33	0-3	4-5-5	24-33	36 / 40	19045+
71	03/15/2015	NSH	W	44-20-07	4-2	15,21,44,4p	44	1-3	2-3-3	28-27	36 / 35	17295+
72	03/18/2015	LAK	W*	45-20-07	3-2	19,33,17	17	0-3	2-3-3	26-31	36 / 32	17174+
73	03/20/2015	COL	W*	46-20-07	3-2	46,67,10	10	0-3	1-1-1	40-24	31 / 1	17313+
74	03/22/2015	@ NYR	L	46-21-07	2-7	10,10	62	0-1	1-2-2	38-29	33 / 31	18006+
75	03/24/2015	@ CBJ	L	46-22-07	3-5	17p,7,39	71	1-5	2-3-3	40-27	72 / 36	14044
76	03/26/2015	@ BOS	W*	47-22-07	3-2	19,10,15	15	0-2	2-4-4	32-29	31 / 40	17565+
77	03/28/2015	@ NYI	W	48-22-07	3-2	67,21,7	7	0-0	4-4-4	24-31	31 / 30	16170+
78	03/29/2015	@ NJD	W	49-22-07	2-1	17,23	23	0-1	2-2-2	25-27	36 / 35	15987
79	04/01/2015	EDM	W	50-22-07	5-1	23,44,10,24,7	44	0-1	3-3-3	27-23	31 / 30	17174+
80	04/03/2015	COL	L	50-23-07	2-4	46,67	9	0-3	3-4-4	37-23	20 / 36	17201+
81	04/08/2015	DAL	L	50-24-07	0-4		38	0-1	2-3-3	19-32	1 / 31	17252+
82	04/11/2015	@ ARI	W	51-24-07	2-1	15,33	33	0-3	3-3-3	38-24	31 / 41	15733

(* = Overtime, ** = Shootout, + = Sellout)

ANAHEIM DUCKS 2014-15 HOME GAME-BY-GAME

#	Date	Team	W-L-OT	Record	GF-GA	Scorers	W Goal	PP	PK	SF-SA	W-L Gldr.	Attend.
1	10/17/2014	MIN	W	04-01-00	2-1	7s,10	10	0-4	3-3-3	26-28	31 / 35	17306+
2	10/19/2014	STL	W	05-01-00	3-0	39,45p,45p	39	2-3	2-2-2	25-28	31 / 1	15687
3	10/22/2014	BUF	W	06-01-00	4-1	10,17,10,10	17	0-4	2-2-2	34-23	31 / 34	16067
4	10/24/2014	CBJ	W	07-01-00	4-1	10p,45p,12,15	45	2-4	3-4-4	34-17	36 / 72	15778
5	10/26/2014	SJS	L	07-02-00	1-4	39p	8	1-5	3-5-5	34-37	31 / 31	16954
6	11/05/2014	NYI	O*	10-03-01	2-3	39p,16	91	1-2	1-3-3	34-36	41 / 30	16448
7	11/07/2014	ARI	O**	10-03-02	2-3	15p,39	89	1-4	3-3-3	39-25	41 / 31	16235
8	11/09/2014	VAN	O**	10-03-03	1-2	45p	13	1-1	3-3-3	29-35	31 / 31	16749
9	11/12/2014	LAK	W**	11-03-03	6-5	4,33,17,17,15	17	0-2	2-2-2	49-26	30 / 32	17245+
10	11/16/2014	FLA	L	11-04-04	2-6	47,7	27	0-2	0-1-1	35-29	35 / 31	16128
11	11/23/2014	ARI	W	13-04-05	2-1	21,19	19	0-2	3-3-3	30-27	31 / 41	15928
12	11/25/2014	CGY	W	14-04-05	3-2	39,10,21	21	0-0	4-4-4	29-34	31 / 1	17174+
13	11/28/2014	CHI	L	14-05-05	1-4	47	65	0-2	5-5-5	24-38	50 / 31	17355+
14	12/01/2014	BOS	W	15-06-05	3-2	45,12,39	39	0-3	3-3-3	28-34	31 / 40	16457
15	12/03/2014	PHI	W**	16-06-05	5-4	4,15,45,19p	10	1-5	1-2-2	33-35	31 / 35	15691
16	12/10/2014	EDM	W	19-06-05	2-1	39p,17	17	1-4	2-2-2	34-22	31 / 35	16371
17	12/22/2014	SJS	W*	23-08-05	3-2	67,4,17	17	0-3	1-2-2	32-32	31 / 31	17405+
18	12/28/2014	VAN	W*	24-08-06	2-1	23,4	4	0-4	1-1-1	31-14	31 / 30	17374+
19	12/31/2014	SJS	L	24-09-06	0-3		8	0-3	7-8-8	28-27	31 / 31	17174+
20	01/02/2015	STL	W	25-09-06	4-3	15p,21,7,39	39	1-5	4-5-5	33-42	31 / 30	17174+
21	01/04/2015	NSH	W**	26-09-06	4-3	39,10,23	17	0-3	2-4-4	33-30	31 / 30	16402
22	01/07/2015	NYR	L	26-10-06	1-4	23p	61	1-3	1-1-1	25-30	30 / 80	17174+
23	01/11/2015	WPG	W**	27-10-06	5-4	67p,18,21p,67	45	2-5	6-6-6	43-32	31 / 31	17356+
24	01/14/2015	TOR	W	28-10-06	4-0	21p,10,10,10	21	1-2	3-3-3	25-28	31 / 45	16741
25	01/16/2015	NJD	W	29-10-06	5-1	10,47,33,19,33p	47	1-3	1-2-2	40-15	80 / 1	17174+
26	01/21/2015	CGY	W	31-10-06	6-3	21,19,6,18,15,17	18	0-2	3-3-3	27-33	31 / 37	16828
27	01/30/2015	CHI	L	32-12-06	1-4	67p	2	1-3	3-3-3	22-33	50 / 31	17497+
28	02/03/2015	CAR	W*	33-12-06	5-4	10,17p,12,10,15	15	1-4	4-4-4	31-32	31 / 31	16274
29	02/15/2015	WSH	L	35-15-07	3-5	7,10,7	65	0-4	4-5-5	33-28	35 / 36	17252+
30	02/18/2015	TBL	L	35-16-07	1-4	19	9	0-2	3-3-3	25-32	30 / 36	17284+
31	02/23/2015	DET	W**	38-16-07	4-3	7,16,23	33	0-4	4-5-5	25-38	36 / 35	17174+
32	02/25/2015	OTT	L	38-17-07	0-3		22	0-2	4-4-4	25-34	30 / 36	16673
33	02/27/2015	LAK	W	39-17-07	4-2	17,16,10,10	10	0-1	1-1-1	32-22	36 / 31	17413+
34	03/04/2015	MTL	W	42-17-07	3-1	23,67,4s	67	0-1	2-3-3	33-38	36 / 31	17174+
35	03/06/2015	PIT	L	42-18-07	2-5	14,10	72	0-3	4-4-4	29-21	1 / 31	17310+
36	03/15/2015	NSH	W	44-20-07	4-2	15,21,44,4p	44	1-3	2-3-3	28-27	36 / 35	17295+
37	03/18/2015	LAK	W*	45-20-07	3-2	19,33,17	17	0-3	2-3-3	26-31	36 / 32	17174+
38	03/20/2015	COL	W*	46-20-07	3-2	46,67,10	10	0-3	1-1-1	40-24	31 / 1	17313+
39	04/01/2015	EDM	W	50-22-07	5-1	23,44,10,24,7	44	0-1	3-3-3	27-23	31 / 30	17174+
40	04/03/2015	COL	L	50-23-07	2-4	46,67	9	0-3	3-4-4	37-23	20 / 36	17201+
41	04/08/2015	DAL	L	50-24-07	0-4		38	0-1	2-3-3	19-32	1 / 31	17252+

(* = Overtime, ** = Shootout, + = Sellout)

2014-15 Home Highs

Longest Home Winning Streak:	5 games	Dec. 1-28 (5-0-0)
Longest Home Standings Points Streak:	5 games	Dec. 1-28 (5-0-0)
Longest Home Losing Streak:	2 games	Two times, last: Apr. 3-8
Most Goals For:	6 goals	Jan. 21 vs. CGY (6-3)
Most Goals Against:	6 goals	Nov. 16 vs. FLA (2-6)
Largest Margin of Victory:	4 goals	Three times, last: Apr. 1 vs. EDM (5-1)
Largest Margin of Defeat:	4 goals	Two times, last: Apr. 8 vs. DAL (0-4)
Longest Home Goal-Scoring Streak:	3 games	Two times (last: Cam Fowler, Dec. 3-28; 3-0=3)
Longest Home Point Scoring Streak:	6 games	Corey Perry, Jan. 14-Feb. 15 (7-4=11)

ANAHEIM DUCKS 2014-15 ROAD GAME-BY-GAME

#	Date	Team	W-L-OT	Record	GF-GA	Scorers	W Goal	PP	PK	SF-SA	W-L Gltdr.	Attend.
1	10/09/2014	@ PIT	L	00-01-00	4-6	17p,10,10p,10p	17	3-6	3-4-4	29-39	29 / 36	18633+
2	10/11/2014	@ DET	W	01-01-00	3-2	15,39,15	15	0-3	2-2-2	26-29	31 / 35	20027
3	10/13/2014	@ BUF	W	02-01-00	5-1	10p,38,39,38,17	38	1-6	3-3-3	44-12	31 / 34	18912
4	10/14/2014	@ PHI	W**	03-01-00	4-3	18,12,39	38	0-2	2-4-4	28-42	31 / 35	19589+
5	10/28/2014	@ CHI	W	08-02-00	1-0	12s	12	0-1	3-3-3	25-38	36 / 33	21233+
6	10/30/2014	@ STL	L	08-03-00	0-2		20	0-4	3-3-3	24-29	34 / 36	16723
7	10/31/2014	@ DAL	W*	09-03-00	2-1	10,44	44	0-4	6-6-6	24-22	31 / 32	15343
8	11/02/2014	@ COL	W	10-03-00	3-2	10,47,4	4	0-5	3-3-3	33-18	30 / 1	15310
9	11/15/2014	@ LAK	O*	11-03-04	2-3	16,17	28	0-3	1-3-3	29-37	32 / 31	18230+
10	11/18/2014	@ CGY	O**	11-04-05	3-4	45,39p,21p	23	2-3	5-5-5	27-19	1 / 31	18421
11	11/20/2014	@ VAN	W**	12-04-05	4-3	7,15,39	10	0-3	1-1-1	26-28	31 / 31	18870+
12	11/29/2014	@ SJS	L	14-06-05	4-6	39,10,10,15	48	0-5	3-5-5	34-35	31 / 31	17352
13	12/05/2014	@ MIN	W	17-06-05	5-4	17,33,17,18,39	39	0-4	2-4-4	21-25	31 / 35	19044+
14	12/07/2014	@ WPG	W*	18-06-05	4-3	14p,33,17p,21	21	2-6	4-6-6	25-30	31 / 31	15016+
15	12/12/2014	@ EDM	W	20-06-05	4-2	45p,21,15,44	15	1-2	3-4-4	20-23	31 / 35	16839+
16	12/13/2014	@ WPG	W	21-06-05	4-1	33p,15,44s,7s	15	1-5	3-4-4	31-28	31 / 34	15016+
17	12/16/2014	@ TOR	L	21-07-05	2-6	45s,17	20	0-2	2-3-3	42-27	45 / 31	18953+
18	12/18/2014	@ MTL	W	22-07-05	2-1	47,39	39	0-3	2-3-3	23-24	31 / 31	21286+
19	12/19/2014	@ OTT	L	22-08-05	2-6	15,15	7	0-3	1-2-2	34-31	41 / 80	19443+
20	12/27/2014	@ ARI	O**	23-08-06	1-2	14	19	0-1	1-1-1	36-29	40 / 31	13656
21	01/17/2015	@ LAK	W**	30-10-06	3-2	15,45p	33	1-2	2-3-3	31-28	31 / 32	18422+
22	01/27/2015	@ VAN	W	32-10-06	4-0	39,21p,67,19	39	1-3	3-3-3	24-17	31 / 30	18813+
23	01/29/2015	@ SJS	L	32-11-06	3-6	7,39,19	52	0-2	4-5-5	28-33	31 / 80	17562+
24	02/05/2015	@ NSH	W	34-12-06	5-2	33s,45,39,33,10	39	0-4	3-4-4	26-46	31 / 35	17113+
25	02/06/2015	@ WSH	O**	34-12-07	2-3	17p,10	19	1-2	1-1-1	25-34	31 / 80	18506+
26	02/08/2015	@ TBL	L	34-13-07	3-5	15,45p,2	11	1-5	5-5-5	28-23	30 / 31	19204+
27	02/10/2015	@ FLA	L	34-14-07	2-6	21p,18	5	1-3	5-8-8	33-26	1 / 80	8576
28	02/12/2015	@ CAR	W	35-14-07	2-1	23,39	39	0-1	2-3-3	17-36	36 / 30	11991
29	02/20/2015	@ CGY	W	36-16-07	6-3	7,23,15,21,33,47	21	0-1	4-5-5	38-28	36 / 1	19289+
30	02/21/2015	@ EDM	W	37-16-07	2-1	23p,15	15	1-1	2-2-2	21-27	36 / 30	16839+
31	03/01/2015	@ DAL	W	40-17-07	3-1	10,3,15	3	0-1	2-3-3	22-40	36 / 1	17657
32	03/03/2015	@ ARI	W	41-17-07	4-1	17s,7,33,7s	7	0-0	2-2-2	35-30	31 / 41	11387
33	03/09/2015	@ VAN	L	42-19-07	1-2	16	9	0-3	1-1-1	30-16	31 / 31	18557
34	03/11/2015	@ CGY	L	42-20-07	3-6	15,15p,47	23	1-3	4-6-6	32-23	31 / 36	19289+
35	03/13/2015	@ MIN	W	43-20-07	2-1	23,33	33	0-3	4-5-5	24-33	36 / 40	19045+
36	03/22/2015	@ NYR	L	46-21-07	2-7	10,10	62	0-1	1-2-2	38-29	33 / 31	18006+
37	03/24/2015	@ CBJ	L	46-22-07	3-5	17p,7,39	71	1-5	2-3-3	40-27	72 / 36	14044
38	03/26/2015	@ BOS	W*	47-22-07	3-2	19,10,15	15	0-2	2-4-4	32-29	31 / 40	17565+
39	03/28/2015	@ NYI	W	48-22-07	3-2	67,21,7	7	0-0	4-4-4	24-31	31 / 30	16170+
40	03/29/2015	@ NJD	W	49-22-07	2-1	17,23	23	0-1	2-2-2	25-27	36 / 35	15987
41	04/11/2015	@ ARI	W	51-24-07	2-1	15,33	33	0-3	3-3-3	38-24	31 / 41	15733

(* = Overtime, ** = Shootout, + = Sellout)

2014-15 Road Highs

Longest Road Winning Streak:	5 games	Feb. 12-Mar. 3 (5-0-0)
Longest Road Standings Points Streak:	5 games	Two times, last: Feb. 12-Mar. 3 (5-0-0)
Longest Road Losing Streak:	2 games	Three times, last: Mar. 22-24
Most Goals For:	6 goals	Feb. 20 @ CGY (6-2)
Most Goals Against:	7 goals	Mar. 22 @ NYR (2-7)
Largest Margin of Victory:	4 goals	Two times, last: Jan. 27 @ VAN (4-0)
Largest Margin of Defeat:	5 goals	Mar. 22 @ NYR (2-7)
Longest Road Goal-Scoring Streak:	4 games	Matt Beleskey, Nov. 18-Dec. 5 (4-0)
Longest Road Point Scoring Streak:	11 games	Ryan Getzlaf, Nov. 20-Jan. 17 (7-12=19)

ANAHEIM DUCKS 2014-15 TRANSACTIONS

Sept. 16, 2014	Signed RW Devante Smith-Pelly to two-year contract.
Sept. 24, 2014	Assigned C/LW Joseph Cramarossa , G Ryan Faragher , C Antoine Laganiere , G Etienne Marcoux , D Nathan McIver and C Charlie Sarault to Norfolk (AHL). Assigned LW Kenton Helgesen to Calgary (WHL).
Sept. 29, 2014	Assigned C Matt Bailey , G Igor Bobkov , D Kevin Gagne , LW Nicolas Kerdiles , LW John Kurtz , C/RW Louis Leblanc , RW Stefan Noesen and D Andrew O'Brien to Norfolk (AHL). Assigned LW Nick Ritchie to Peterborough (OHL). Released D Brendan Bell , LW Steve MacIntyre , C David Steckel and LW Brad Winchester from their professional tryout and assigned them to Norfolk. Released RW Brandon Yip from his professional tryout.
Oct. 1, 2014	Assigned D Jesse Blacker , D Mat Clark , C/LW Max Friberg and C/RW Chris Wagner to Norfolk (AHL).
Oct. 4, 2014	Assigned D Josh Manson to Norfolk (AHL).
Oct. 6, 2014	Assigned G Jason LaBarbera to Norfolk (AHL).
Oct. 8, 2014	Named RW Corey Perry and D Francois Beauchemin Alternate Captains.
Oct. 15, 2014	Recalled G Jason LaBarbera and C/RW Chris Wagner from Norfolk (AHL). Reassigned G John Gibson to Norfolk.
Oct. 20, 2014	Recalled G John Gibson to Norfolk (AHL). Reassigned G Jason LaBarbera to Norfolk.
Oct. 26, 2014	Reassigned C/RW Chris Wagner to Norfolk (AHL).
Oct. 27, 2014	Recalled D Josh Manson from Norfolk (AHL).
Nov. 2, 2014	Recalled G Jason LaBarbera from Norfolk (AHL).
Nov. 4, 2014	Recalled G Igor Bobkov from Norfolk (AHL).
Nov. 5, 2014	Reassigned G Igor Bobkov to Norfolk (AHL).
Nov. 9, 2014	Recalled D Mat Clark from Norfolk (AHL). Assigned D Shea Theodore to Seattle (WHL).
Nov. 15, 2014	Recalled C/RW Chris Wagner from Norfolk (AHL).
Nov. 20, 2014	Acquired LW Rene Bourque from Montreal in exchange for D Bryan Allen . Reassigned F Chris Wagner to Norfolk (AHL).
Nov. 24, 2014	Reassigned LW Emerson Etem and C William Karlsson to Norfolk (AHL).
Nov. 28, 2014	Acquired D Eric Brewer from Tampa Bay in exchange for a third-round selection in the 2015 NHL Draft. Recalled D Jesse Blacker from Norfolk (AHL).
Dec. 1, 2014	Recalled G Igor Bobkov from Norfolk (AHL).
Dec. 2, 2014	Reassigned F Rickard Rakell and D Jesse Blacker to Norfolk (AHL).
Dec. 3, 2014	Recalled F Chris Wagner from Norfolk (AHL).
Dec. 4, 2014	Acquired D Colby Robak from Florida in exchange for D Jesse Blacker and a conditional draft pick.
Dec. 6, 2014	Recalled F Rickard Rakell from Norfolk (AHL). Reassigned D Mat Clark to Norfolk.
Dec. 9, 2014	Signed G Ilya Bryzgalov to a one-year contract.
Dec. 11, 2014	Reassigned D Josh Manson to Norfolk and G Igor Bobkov to Utah (ECHL).
Dec. 15, 2014	Reassigned G Jason LaBarbera and F Chris Wagner to Norfolk (AHL).
Dec. 17, 2014	Recalled LW Emerson Etem from Norfolk (AHL). Reassigned G John Gibson to Norfolk.
Dec. 28, 2014	Recalled F Max Friberg from Norfolk (AHL).
Dec. 30, 2014	Reassigned LW Dany Heatley to Norfolk (AHL).
Dec. 31, 2014	Reassigned F Max Friberg to Norfolk (AHL).
Jan. 2, 2015	Reassigned LW Emerson Etem to Norfolk (AHL).
Jan. 21, 2015	Reassigned D Mark Fistric to Norfolk (AHL).
Jan. 30, 2015	Reassigned D Colby Robak to Norfolk (AHL).
Feb. 6, 2015	Recalled C William Karlsson from Norfolk (AHL).
Feb. 10, 2015	Recalled G John Gibson from Norfolk (AHL).
Feb. 17, 2015	Recalled LW Emerson Etem and D Josh Manson from Norfolk (AHL).
Feb. 19, 2015	Signed RW Tim Jackman to a one-year contract extension.
Feb. 23, 2015	Recalled G Jason LaBarbera from Norfolk (AHL).
Feb. 24, 2015	Recalled C William Karlsson from Norfolk (AHL).
Feb. 26, 2015	Recalled F Chris Wagner from Norfolk (AHL). Reassigned C William Karlsson to Norfolk.
Feb. 27, 2015	Reassigned G Jason LaBarbera to Norfolk (AHL).
Feb. 28, 2015	Acquired LW Tomas Fleischmann from Florida in exchange for LW Dany Heatley and Anaheim's third-round selection in the 2015 NHL Draft.
Mar. 1, 2015	Reassigned F Chris Wagner to Norfolk (AHL).
Mar. 2, 2015	Acquired D James Wisniewski and Detroit's third-round selection in the 2015 NHL Draft from Columbus in exchange for LW Rene Bourque , C William Karlsson and Anaheim's second-round selection in the 2015 NHL Draft. Acquired D Simon Despres from Pittsburgh in exchange for D Ben Lovejoy . Acquired D Korbinian Holzer from Toronto in exchange for D Eric Brewer and Anaheim's fifth-round selection in the 2016 NHL Draft. Acquired C Michael Sgarbossa from Colorado in exchange for D Mat Clark .
Mar. 3, 2015	Recalled F Chris Wagner from Norfolk (AHL).
Mar. 4, 2015	Reassigned F Chris Wagner to Utah (ECHL).
Mar. 5, 2015	Recalled F Chris Wagner from Utah (ECHL).
Mar. 8, 2015	Reassigned F Chris Wagner to Utah (ECHL).
Mar. 12, 2015	Reassigned D Josh Manson to Norfolk (AHL).
Mar. 16, 2015	Signed D Brandon Montour to a three-year entry-level contract.
Mar. 22, 2015	Recalled F Chris Wagner from Norfolk (AHL).
Apr. 3, 2015	Recalled RW Stefan Noesen from Norfolk (AHL).
Apr. 8, 2015	Reassigned RW Stefan Noesen to Norfolk (AHL).
Apr. 11, 2015	Recalled G Jason LaBarbera from Norfolk (AHL).

OCTOBER 9, 2014 - ANAHEIM 4 @ PITTSBURGH 6

Corey Perry became the first player in franchise history to score a hat trick on Opening Night in Anaheim's 6-4 loss to Pittsburgh at Consol Energy Center...Perry scored two times in the second period and once in the third for his sixth career hat trick and first since Feb. 12, 2012 at Columbus...making his Anaheim debut, **Ryan Kesler** (1-2=3) matched Perry for the team lead in points, while **Ryan Getzlaf** (0-2=2) and **Sami Vatanen** (0-2=2) also posted multi-assist games...making his first NHL appearance in his hometown of Pittsburgh, **John Gibson** stopped 33-of-39 shots in the setback...Anaheim went 3-for-6 on the power play, their highest PPG production since going a franchise-best 6-for-11 on Jan. 15, 2014 vs. Vancouver.

PP: 3-6 PK: 1-4 SF: 29 SA: 39 TOI: Lindholm (23:45) Three Stars: 1. Dupuis 2. Crosby 3. Perry

OCTOBER 11, 2014 - ANAHEIM 3 @ DETROIT 2

Ryan Getzlaf collected his 19th career multi-goal game to lead the Ducks to a 3-2 victory over the Detroit Red Wings at Joe Louis Arena...Getzlaf's second goal came with 24 seconds remaining in regulation, giving Anaheim its club-record third straight victory in Detroit...in regular season play, the Ducks had won only three of their first 36 games in Joe Louis Arena all-time (3-25-8) prior to the three-game win streak...Getzlaf's GWG marked his third career go-ahead goal in the last minute, joining similar tallies on Dec. 22, 2009 at Colorado and Mar. 2, 2012 vs. Calgary (Elias)...**Matt Beleskey** also scored for the Ducks, tying the game 2-2 at 3:18 of the third period...**Corey Perry** and **Patrick Maroon** picked up assists on the first Getzlaf tally, while **Ryan Kesler** earned an assist on the Beleskey goal...making his season debut, **Frederik Andersen** turned away 27-of-29 shots for his 21st career NHL victory...**William Karlsson** also made his NHL debut in the win, going scoreless in 10:42 TOI.

PP: 0-3 PK: 0-2 SF: 26 SA: 29 TOI: Lindholm (22:01) Three Stars: 1. Getzlaf 2. Glendening 3. Nyquist

OCTOBER 13, 2014 - ANAHEIM 5 @ BUFFALO 1

William Karlsson scored his first two career NHL goals to help the Ducks to their third straight win over the Buffalo Sabres, 5-1, at First Niagara Center...Karlsson's first goal at 8:15 of the second period proved to be the game winner, marking his first career GWG...**Jakob Silfverberg** assisted on both Karlsson goals for his first career multi-assist game, while **Corey Perry** scored his team-leading fourth of the season and **Matt Beleskey** collected his second of the year...**Ryan Kesler** converted on his first career penalty shot, a successful attempt against Buffalo's Michal Neuvirth...making his second consecutive start, **Frederik Andersen** stopped 11-of-12 shots for his second win of 2014-15...Buffalo's 12 shots allowed were the fewest yielded by Anaheim since Feb. 13, 2011 at Edmonton (also 12) and fell only one shy of the franchise record for fewest shots allowed in a game (11, Jan. 23, 2004 vs. Minnesota).

PP: 1-6 PK: 0-3 SF: 44 SA: 12 TOI: Lindholm (23:51) Three Stars: 1. Karlsson 2. Getzlaf 3. Fowler

OCTOBER 14, 2014 - ANAHEIM 4 @ PHILADELPHIA 3 SO

William Karlsson registered the winning goal for the second straight day, helping lead the Ducks to a 4-3 shootout victory over the Philadelphia Flyers at Wells Fargo Center...Karlsson scored the decisive goal in the fourth round of the shootout on his first career attempt as the Ducks capped a season-opening road trip with a 3-1-0 record...**Tim Jackman** and **Devante Smith-Pelly** each scored their first goals of the season, while **Matt Beleskey** extended his goal streak to a career-tying three games in the win...six different Ducks picked up assists, including **Ryan Getzlaf**, **Corey Perry**, **Cam Fowler**, **Francois Beauchemin**, **Nate Thompson** and **Hampus Lindholm**...**Frederik Andersen** won his third consecutive start, turning aside 39-of-42 shots.

PP: 0-2 PK: 2-4 SF: 28 SA: 42 TOI: Beauchemin (25:14) Three Stars: 1. Karlsson 2. Simmonds 3. Beleskey

OCTOBER 17, 2014 - ANAHEIM 2 vs. MINNESOTA 1

The Ducks opened their 2014-15 home schedule with a 2-1 win against the Minnesota Wild, improving to 12-9-0 all-time in Honda Center openers...the victory also extended Anaheim's win streak to four games and pushed its record to 4-1-0, matching the club's best start to a season by wins (also 2013-14, 2011-12) and by points (also 2013-14, 2011-12, 2006-07)...**Corey Perry** scored his 51st career GWG and first of the season at 11:35 of the third period, which also helped set a club-record point streak to start a season at five games (5-2=7)...starting his career-high fourth straight game, **Frederik Andersen** stopped 27-of-28 shots to earn his fourth consecutive win (4-0-0)...**Andrew Cogliano** scored his ninth career SHG - sixth as a Duck - to tie the game, 1-1, at 4:02 of the third period...the SHG marked Cogliano's first goal and point of the season, and also the team's first SHG of 2014-15...**Cam Fowler** extended his point/assist streak to three games (0-3=3) with his third assist of the season on Cogliano's goal...**Nate Thompson** drew an assist on the Perry GWG, marking his second assist in as many games...in addition, **Devante Smith-Pelly** picked up his first assist of the season on the Cogliano SHG, while **Chris Wagner** made his NHL debut.

PP: 0-4 PK: 0-3 SF: 26 SA: 28 TOI: Kesler (23:39) Three Stars: 1. Andersen 2. Cogliano 3. Vatanen

OCTOBER 19, 2014 - ANAHEIM 3 vs. ST. LOUIS 0

The Ducks pushed their winning streak to five games (5-0-0) with a 3-0 shutout win over St. Louis, the longest winning streak in the NHL since Ottawa finished the 2013-14 regular season with five straight wins (Apr. 5-13, 2014)...with the victory, Anaheim equaled the best start to a season in club history by wins (also 2013-14, 5-1-0) and by points (also 2013-14, 10; 2006-07, 10)...the Ducks won their eighth straight home game (8-0-0) vs. the Blues dating to Jan. 7, 2010 and their fourth straight overall against St. Louis...**Frederik Andersen** (25-5-0) joined Ross Brooks (Boston, 25-2-3, 1972-74) as the only goalies in NHL history to win 25 (or more) of his first 30 NHL decisions...by stopping all 28 shots, Andersen recorded his first career shutout in his 33rd career appearance...**Sami Vatanen** became the sixth Ducks defenseman to score two PPG in a single game, marking his first career multi-goal game (2-0=2)...**Ryan Getzlaf** notched his 91st career multi-assist game, giving him points in five of his first six games this season (2-6=8)...**Matt Beleskey** opened the scoring with his fourth goal in his sixth game, marking his fastest start in goals and points (4-0=4)...with an assist on Vatanen's second-period goal, **Cam Fowler** matched his career-high point/assist streak at four games (0-4=4).

PP: 2-3 PK: 0-2 SF: 25 SA: 28 TOI: Beauchemin (21:54) Three Stars: 1. Vatanen 2. Getzlaf 3. Andersen

ANAHEIM DUCKS 2014-15 GAME RECAPS

OCTOBER 22, 2014 - ANAHEIM 4 vs. BUFFALO 1

Anaheim won its sixth consecutive game (6-0-0) with a 4-1 victory over the Buffalo Sabres at Honda Center, continuing to match the best start in franchise history by wins (also 2013-14, 6-1-0) and by points (also 2013-14 and 2006-07, 12)...**Frederik Andersen** became the first goaltender in NHL history to win 26 of his first 31 decisions by stopping 22-of-23 shots and extending his winning streak to a career-tying six games (6-0-0)... Andersen posted a career-high scoreless streak of 152 minutes and 46 seconds (spanning three games), which was snapped with Buffalo's first goal at 14:54 of the third period...**Corey Perry** became the fastest player in franchise history to eight goals (in seven games) with his second hat trick of the season and seventh of his career...Perry was just the sixth player in 29 years to record multiple hat tricks in his team's first seven games of season...**Ryan Getzlaf's** team-leading seventh and eighth assists of 2014-15 marked his second consecutive multi-assist game and fourth multi-point game of the season...**Ryan Kesler** notched his third goal of the season at 9:20 of the second period, while **Devante Smith-Pelly** set a career high with a +3 rating in the win.

PP: 0-4 PK: 0-2 SF: 34 SA: 23 TOI: Fowler (23:07)

Three Stars: 1. Perry 2. Andersen 3. Lindholm

OCTOBER 24, 2014 - ANAHEIM 4 vs. COLUMBUS 1

Corey Perry recorded two points (1-1=2) and became the fastest player in franchise history to nine goals (in eight games) as the Ducks topped the Columbus Blue Jackets, 4-1, at Honda Center...Anaheim won its seventh straight game for the longest winning streak in the NHL since Boston won 12 straight from Mar. 2-22, 2014...**Ryan Getzlaf** notched his third consecutive multi-point game (1-1=2) and joined Perry as each player matched the club record for most points in eight games (also Paul Kariya)...**Sami Vatanen** recorded his career-best third PPG of the season at 8:37 of the first period, while **William Karlsson** collected his first career NHL assist on Vatanen's PPG...**John Gibson** picked up his first win of 2014-15, stopping 16-of-17 shots.

PP: 2-4 PK: 1-4 SF: 34 SA: 17 TOI: Fowler (23:10)

Three Stars: 1. Vatanen 2. Smith-Pelly 3. Perry

OCTOBER 26, 2014 - ANAHEIM 1 vs. SAN JOSE 4

The Ducks had a seven-game winning streak and four-game home win streak snapped with a 4-1 loss to the San Jose Sharks at Honda Center...**Matt Beleskey** scored Anaheim's lone goal at 14:53 of the third period, his fifth of the season in his ninth game...**Ryan Kesler** and **Cam Fowler** each reached milestones with assists on the Beleskey tally; Kesler's assist marked his 400th career NHL point and Fowler's helper was the 100th of his career...**Nate Thompson** also hit a milestone, appearing in his 400th career NHL game...**Frederik Andersen's** career-tying six-game win streak also came to an end after yielding four goals on 36 shots against...both teams combined for 165 PIM, 75 by Anaheim and 90 for San Jose.

PP: 1-7 PK: 2-4 SF: 34 SA: 37 TOI: Beauchemin (26:29)

Three Stars: 1. Winkles 2. Jackman 3. Burns

OCTOBER 28, 2014 - ANAHEIM 1 @ CHICAGO 0

John Gibson turned aside all 38 shots faced en route to a 1-0 victory over the Chicago Blackhawks at the United Center, marking Anaheim's first shutout in Chicago since Oct. 28, 2006 (3-0)...Gibson recorded his second career NHL shutout and first since his NHL debut on Apr. 7, 2014 at Vancouver with an 18-save third period...**Devante Smith-Pelly** broke a scoreless tie at 11:32 of the third with his second career SHG against Chicago's Scott Darling...Smith-Pelly's go-ahead goal turned into the eventual game winner, also the second of his career...Anaheim outthit Chicago, 37-18, and also recorded 18 blocked shots to Chicago's nine.

PP: 0-1 PK: 0-3 SF: 25 SA: 38 TOI: Beauchemin (22:30)

Three Stars: 1. Gibson 2. Smith-Pelly 3. Darling

OCTOBER 30, 2014 - ANAHEIM 0 @ ST. LOUIS 2

The Ducks suffered their first shutout loss of the season in a 2-0 setback to the St. Louis Blues at Scottrade Center...the loss snapped Anaheim's four-game winning streak against St. Louis dating to Dec. 7, 2013 and a four-game road win streak overall...**John Gibson** took the loss, stopping 27-of-29 shots...**Hampus Lindholm** led Anaheim with 24:32 TOI, while **Dany Heatley** co-led all skaters with four shots on net.

PP: 0-4 PK: 0-3 SF: 24 SA: 29 TOI: Lindholm (24:32)

Three Stars: 1. Allen 2. Reaves 3. Pietrangelo

OCTOBER 31, 2014 - ANAHEIM 2 @ DALLAS 1 OT

Anaheim earned its second consecutive overtime victory in Dallas dating to its Game 6 win in the Stanley Cup Playoffs First Round with a 2-1 win over the Stars at American Airlines Center...**Nate Thompson's** third career overtime winner at 2:30 of the extra frame marked his first goal as a Duck, assisted by **Corey Perry** and **Cam Fowler**...Perry notched his fourth multi-point game of the season, which included his NHL-leading 10th goal at 16:45 of the second period...**Francois Beauchemin** and **Ryan Kesler** picked up assists on Anaheim's first goal, while **Frederik Anderson** turned aside 21-of-22 shots to earn a share for the league lead in wins (7)...**Bruce Boudreau** reached the 200-game milestone with Anaheim in the victory, improving his record to 120-58-22...the Ducks also held the Stars to a single shot on goal in the second, matching the franchise record for fewest shots allowed in a second period (last: Mar. 3, 2007 vs. Phoenix).

PP: 0-4 PK: 0-6 SF: 24 SA: 22 TOI: Beauchemin (28:05)

Three Stars: 1. Perry 2. Roussel 3. Andersen

NOVEMBER 2, 2014 - ANAHEIM 3 @ COLORADO 2

The Ducks became the first team to 10 wins and 20 standings points in 2014-15 with a 3-2 victory over the Colorado Avalanche at Pepsi Center... Anaheim finished a four-game road trip with a 3-1-0 record, holding opponents to two goals-or-less in all four games...**Jason LaBarbera** got the start in his Ducks debut, stopping 16-of-18 shots for his first NHL win since Oct. 7, 2013 with Edmonton...**Corey Perry** became the first Duck in franchise history to score 11 goals in 13 games with an even-strength tally at 7:20 of the first period...**Hampus Lindholm** and **Cam Fowler** each scored their first goals of the season in the second period to give Anaheim a one-goal advantage...**Ryan Getzlaf** led all skaters with two points (0-2=2) while **Andrew Cogliano**, **Patrick Maroon**, **Francois Beauchemin** and **Jakob Silfverberg** earned single assists...Anaheim limited Colorado to 18 shots in the game and only seven after the first period.

PP: 0-5 PK: 0-3 SF: 33 SA: 18 TOI: Vatanen (22:16)

Three Stars: 1. Fowler 2. Getzlaf 3. Everberg

NOVEMBER 5, 2014 - ANAHEIM 2 vs. NY ISLANDERS 3 OT

Anaheim suffered its first overtime loss of 2014-15 with a 3-2 setback to the New York Islanders at Honda Center...missing **Ryan Getzlaf** and **Corey Perry** (both with flu-like symptoms) for the first time due to injury since Mar. 28, 2008 vs. San Jose, the Ducks rallied from a 2-0 deficit with goals from **Matt Beleskey** and **Emerson Etem** in the second period to eventually force overtime...four players earned assists on Anaheim's two goals, including **Cam Fowler**, who extended his point streak to three games with his eighth assist of the season...making his second consecutive start, **Jason LaBarbera** turned away 33-of-36 shots in his first OT loss with the Ducks.

PP: 1-2 PK: 2-3 SF: 34 SA: 36 TOI: Beauchemin (25:44)

Three Stars: 1. Tavares 2. Lindholm 3. Beleskey

NOVEMBER 7, 2014 - ANAHEIM 2 vs. ARIZONA 3 SO

The Ducks lost their second consecutive game that went past regulation, falling to the Arizona Coyotes, 3-2, in a shootout at Honda Center... Anaheim jumped out to a 2-0 lead in the first period on goals by **Ryan Getzlaf** and **Matt Beleskey**, their fourth and seventh of the season, respectively...in the opening five minutes of the second, the Coyotes responded with a pair of goals 58 seconds apart to tie the game...after a scoreless third and overtime, Arizona struck twice in the shootout to clinch the second standings point and snap the Ducks' five-game winning streak vs. the Coyotes...**Jakob Silfverberg** was the lone Duck to capitalize in the shootout, improving his career record to 7-for-12 (58.3%)... **Frederik Andersen** stopped 23-of-25 shots in regulation and overtime in his first shootout loss of the season.

PP: 1-4 PK: 0-3 SF: 39 SA: 25 TOI: Vatanen (25:38) Three Stars: 1. Silfverberg 2. Kesler 3. Smith

NOVEMBER 9, 2014 - ANAHEIM 1 vs. VANCOUVER 2 SO

Anaheim extended its standings point streak to five games (2-0-3) in a 2-1 shootout loss to Vancouver at Honda Center...**Sami Vatanen** collected his fourth goal of the season - all on the power play - at 2:37 of the second period...making his first appearance against his former Vancouver teammates, **Ryan Kesler** earned his eighth assist and sixth power-play point on the Vatanen goal...both Vatanen (1-2=3) and Kesler (0-3=3) both pushed their respective point streaks to three games on the second-period goal...**Frederik Andersen** stopped 34-of-35 shots and 1-of-2 shootout attempts in his second game back from injury.

PP: 1-1 PK: 0-3 SF: 29 SA: 35 TOI: Lindholm (25:04) Three Stars: 1. Andersen 2. Burrows 3. Kesler

NOVEMBER 12, 2014 - ANAHEIM 6 vs. LOS ANGELES 5 (SO)

Ryan Kesler recorded his 25th career multi-goal game, tied his career high in points (2-1=3) and collected his fifth career game-deciding shootout goal to lead the Ducks to a 6-5 shootout win over the Los Angeles Kings at Honda Center...Anaheim rallied from three two-goal deficits for the club's first-ever regular-season win after trailing by multiple goals in the final six minutes of regulation (Elias)...**Ryan Getzlaf** scored the game-tying goal at 18:21 of the third period, **Jakob Silfverberg** tied a career high with 1-1=2 points and **Hampus Lindholm** recorded his eighth career multi-point game (0-2=2) in the win...in relief of **Frederik Andersen**, **Jason LaBarbera** stopped 14-of-18 shots and all three shootout attempts for his second victory with Anaheim...the comeback extended Anaheim's regular-season win streak over Los Angeles to five consecutive games.

PP: 0-2 PK: 0-2 SF: 49 SA: 26 TOI: Lindholm (23:51) Three Stars: 1. Kesler 2. Silfverberg 3. Getzlaf

NOVEMBER 15, 2014 - ANAHEIM 2 @ LOS ANGELES 3 OT

The Ducks set a franchise record with their fifth consecutive game to go past regulation with a 3-2 overtime loss to the Los Angeles Kings at Staples Center...despite the OT loss, Anaheim extended its standings point streak to a season-high seven consecutive games, the longest active streak in the NHL...**Ryan Kesler** (sixth goal of season) and **Sami Vatanen** (ninth assist of season) each pushed their respective point streak to five games apiece, while **Emerson Etem** added his second goal of 2014-15...**Frederik Andersen** turned away 34-of-37 shots in his third overtime/shootout loss of the season.

PP: 0-3 PK: 2-3 SF: 29 SA: 37 TOI: Kesler (22:59) Three Stars: 1. Quick 2. Toffoli 3. Kesler

NOVEMBER 16, 2014 - ANAHEIM 2 vs. FLORIDA 6

Anaheim had a season-high seven-game standings point streak snapped with a 6-2 loss to the Florida Panthers at Honda Center... **Emerson Etem** led the team with his fifth career multi-point game (0-2=2), while **Josh Manson** picked up his first career NHL point (assist) along with a career-high +2 rating...**Hampus Lindholm** and **Andrew Cogliano** each scored for Anaheim, which lost in regulation for the first time since Oct. 30 at St. Louis...**Frederik Andersen** was charged with the loss, stopping 11-of-15 shots.

PP: 0-2 PK: 1-1 SF: 35 SA: 29 TOI: Vatanen (22:02) Three Stars: 1. Bjrgstad 2. Boyes 3. Lindholm

NOVEMBER 18, 2014 - ANAHEIM 3 @ CALGARY 4 SO

The Ducks earned a standings point for the eighth time in nine games (11 pts.) in a 4-3 shootout loss to the Calgary Flames at Scotiabank Saddledome...**Sami Vatanen** led the team with a career-tying 1-2=3 points and recorded his sixth career multi-assist game (third of season)...the Ducks also received goals from **Matt Beleskey** (eighth of season) and **Kyle Palmieri** (first), and assists from **Cam Fowler**, **Jakob Silfverberg** and **Hampus Lindholm**, who led Anaheim skaters in TOI (26:04)...**Frederik Andersen** made his career-tying sixth consecutive start, turning away 16-of-19 shots in regulation/overtime and 1-of-3 shootout attempts.

PP: 2-3 PK: 0-5 SF: 19 SA: 27 TOI: Lindholm (26:04) Three Stars: 1. Wideman 2. Vatanen 3. Granlund

NOVEMBER 20, 2014 - ANAHEIM 4 @ VANCOUVER 3 SO

Anaheim picked up two points in its second consecutive shootout and league-leading sixth of the season with a 4-3 victory over the Vancouver Canucks at Rogers Arena...**Jakob Silfverberg** clinched the win with his NHL-best fourth shootout goal of the season, making a successful return to Vancouver for **Ryan Kesler**, who played the previous 10 seasons with the Canucks...eight Ducks found the scoresheet in the win, led by **Ryan Getzlaf's** seventh multi-point game of the season (1-1=2)...**Andrew Cogliano** and **Matt Beleskey** also scored for the Ducks, while **Silfverberg**, **Corey Perry**, **Patrick Maroon**, **Nate Thompson** and **Sami Vatanen** all collected assists...**Frederik Andersen** stopped 25-of-28 shots in regulation/overtime and both shootout attempts to help Anaheim to its fifth consecutive victory at Rogers Arena.

PP: 0-3 PK: 0-1 SF: 26 SA: 28 TOI: Lindholm (26:04) Three Stars: 1. Horvat 2. Getzlaf 3. Edler

NOVEMBER 23, 2014 - ANAHEIM 2 vs. ARIZONA 1

The Ducks collected their second consecutive win with a 2-1 victory over the Arizona Coyotes at Honda Center...with the win, Anaheim extended its point streak vs. Arizona to seven straight games (6-0-1)...**Frederik Andersen** stopped 26-of-27 shots for his ninth victory of the season in his career-high eighth consecutive start...**Patrick Maroon** recorded 1-1=2 points, his first goal and seventh assist of the season, along with his fourth career GWG...Anaheim also received a goal from **Kyle Palmieri**, who opened the scoring with his second of the season at 14:08 of the second period...**Ryan Kesler** co-led all skaters in scoring with his second multi-assist game of 2014-15...**Hampus Lindholm** appeared in his 100th career NHL game and **Rene Bourque** made his Anaheim debut, notching three shots and three hits.

PP: 0-2 PK: 0-3 SF: 30 SA: 27 TOI: Beauchemin (24:27) Three Stars: 1. Maroon 2. Kesler 3. Palmieri

ANAHEIM DUCKS 2014-15 GAME RECAPS

NOVEMBER 25, 2014 - ANAHEIM 3 vs. CALGARY 2

Anaheim improved to 14-4-5 with a 3-2 victory against the Calgary Flames at Honda Center, winning its third consecutive game and extending its standings points streak to four straight (3-0-1)...the 3-2 decision marked the club's 19th straight home win over Calgary, the longest home winning streak vs. one opponent in club history...**Frederik Andersen** recorded his 10th win of the season, stopping 32-of-34 shots in his ninth consecutive start...**Matt Beleskey** led the Ducks with 1-1=2 points, marking his seventh career multi-point game...Beleskey (10th of season), **Corey Perry** (12th) and **Kyle Palmieri** (third) all scored for Anaheim, which moved the club into a share of the league lead in standings points (33)...several firsts were reached in the win, including **Mat Clark** with his first career NHL point (assist) and **Rene Bourque** with his first point as a Duck (assist).

PP: 0-0 PK: 0-4 SF: 29 SA: 34 TOI: Vatanen (23:45)

Three Stars: 1. Andersen 2. Beleskey 3. Palmieri

NOVEMBER 28, 2014 - ANAHEIM 1 vs. CHICAGO 4

The Ducks had a three-game winning streak come to an end with a 4-1 defeat to the Chicago Blackhawks at Honda Center...Chicago jumped out to a two-goal lead 13 minutes into the game before **Hampus Lindholm** cut the deficit in half with his third of the season at 16:49 of the first period...**Patrick Maroon** and **Ryan Kesler** drew assists on Anaheim's lone goal of the game...Chicago regained its two-goal advantage halfway through the second and added an empty-net goal with one minute remaining in regulation to clinch the win...**Frederik Andersen**, who extended his career high streak of consecutive starts to 10, turned away 34-of-37 shots in his third regulation loss of the season...several Ducks established career highs in TOI, including **Lindholm** (29:25) and **Sami Vatanen** (27:00).

PP: 0-2 PK: 0-5 SF: 24 SA: 38 TOI: Lindholm (29:25)

Three Stars: 1. Keith 2. Andersen 3. Richards

NOVEMBER 29, 2014 - ANAHEIM 4 @ SAN JOSE 6

Anaheim had a five-game road standings point streak (3-0-2, 8 pts.) snapped with a 6-4 setback to the San Jose Sharks at SAP Center...down 5-1, the Ducks staged a late comeback with three goals to cut the deficit to one before the Sharks scored an empty-net goal with 50 seconds remaining in regulation...**Matt Beleskey** collected the Ducks' first goal, matching a career high with his 11th of the season in only his 25th game...Beleskey's goal, which came at 10:53 of the first period, was assisted by **Hampus Lindholm** (6) and **Devante Smith-Pelly** (6)...**Corey Perry** (2-1=3) and **Ryan Getzlaf** (1-2=3) co-led the Ducks in scoring with their third multi-goal and fifth multi-assist games of the season, respectively...**Sami Vatanen** (14th) and **Cam Fowler** (10th) each notched a single assist, the first on a second-period Perry goal and the second on a third-period Perry tally...**Frederik Andersen** got his career-high 11th consecutive start, turning away 14-of-19 shots in the loss...**Jason LaBarbera** relieved Andersen at the 6:09 mark of the second period and went on to stop all 15 San Jose shots on net.

PP: 0-5 PK: 2-5 SF: 34 SA: 35 TOI: Fowler (25:46)

Three Stars: 1. Wingels 2. Couture 3. Perry

DECEMBER 1, 2014 - ANAHEIM 3 vs. BOSTON 2

The Ducks extended their point streak against the Boston Bruins to three consecutive games (2-0-1) with a 3-2 victory at Honda Center...**Frederik Andersen** recorded his 11th win of the season in his career-high 12th straight start, stopping 32-of-34 shots...**Matt Beleskey** scored his career-high 12th goal of the season at 4:43 of the third period, surpassing his previous best of 11 set during his rookie season in 2009-10...Beleskey's tally also marked his eighth career GWG and team-leading second of the season...the Ducks also received goals from **Sami Vatanen** (sixth of season) and **Devante Smith-Pelly** (fourth), and assists from **Ryan Getzlaf**, **Patrick Maroon**, **Jakob Silfverberg** and **Cam Fowler**.

PP: 0-3 PK: 0-3 SF: 28 SA: 34 TOI: Fowler (22:38)

Three Stars: 1. Andersen 2. Vatanen 3. Marchand

DECEMBER 3, 2014 - ANAHEIM 5 vs. PHILADELPHIA 4 SO

Anaheim earned its fourth consecutive win over the Philadelphia Flyers with a 5-4 shootout victory at Honda Center...the Ducks improved to 16-6-5 with their fifth win in their last seven games (5-2-0)...three Ducks recorded multi-point games in the victory, including **Ryan Getzlaf** (1-1=2), **Corey Perry** (0-2=2) and **Patrick Maroon** (1-1=2)...**Sami Vatanen** set a career high in goals and matched his career high in points with his seventh goal and 21st point of the season at 19:06 of the second period...**Cam Fowler** also scored for Anaheim, his third of 2014-15 at 8:14 of the middle frame...**Frederik Andersen** recorded his second straight win and 12th of the season, stopping 31-of-35 shots and two-of-three shootout attempts...Andersen also earned his second career NHL assist on Fowler's second-period goal.

PP: 1-5 PK: 1-2 SF: 33 SA: 35 TOI: Lindholm (26:30)

Three Stars: 1. Vatanen 2. Simmonds 3. Maroon

DECEMBER 5, 2014 - ANAHEIM 5 @ MINNESOTA 4

The Ducks jumped out to a three-goal lead, allowed four goals to Minnesota then scored the final two for a 5-4 victory over the Wild at Xcel Energy Center...in the comeback, Anaheim won its third consecutive game, a club-best fifth straight in Minnesota and earned its eighth win in the last nine games vs. the Wild (8-1-0)...**Ryan Kesler** tied a career high with three points (2-1=3, 20th time), **Jakob Silfverberg** scored his second goal of the season, **Tim Jackman** (second of 2014-15) notched the game-tying goal and **Matt Beleskey** (13th) picked up his second GWG in three games and ninth of his career...among the nine assists earned by Anaheim skaters, **Cam Fowler**'s 12th of the season helped extend his scoring streak to a career-tying four games (1-3=4, sixth time)...**Frederik Andersen** earned his 13th win of 2014-15 with 21 stops on 25 shots.

PP: 0-4 PK: 2-4 SF: 21 SA: 25 TOI: Kesler (23:23)

Three Stars: 1. Kesler 2. Brodin 3. Beleskey

DECEMBER 7, 2014 - ANAHEIM 4 @ WINNIPEG 3 OT

Kyle Palmieri scored his first career overtime goal 53 seconds into the extra frame to lead Anaheim to a 4-3 win over the Winnipeg Jets at the MTS Centre...the Ducks extended their winning streak to four games in their league-leading 11th game to go past regulation time...**Ryan Getzlaf** paced all skaters with a season-high three assists (0-3=3), including the primary helper on Palmieri's OT winner...several Ducks extended their point streaks to match or surpass personal bests, including **Cam Fowler** (0-1=1, career-high five-game point streak), **Jakob Silfverberg** (1-0=1, career-tying four-game point streak) and **Hampus Lindholm** (0-1=1, career-tying three-game point/assist streak)...goal scorers also included **Rene Bourque** with his first as a Duck and **Ryan Kesler** with his ninth of the season...stopping 27-of-30 shots, **Frederik Andersen** picked up his 14th win in his 15th consecutive start.

PP: 2-6 PK: 2-6 SF: 25 SA: 30 TOI: Lindholm (25:08)

Three Stars: 1. Trouba 2. Getzlaf 3. Palmieri

DECEMBER 10, 2014 - ANAHEIM 2 vs. EDMONTON 1

Anaheim pushed its winning streak to five games with a 2-1 victory against the Edmonton Oilers at Honda Center...the NHL-leading Ducks improved to 19-6-5 with their fifth consecutive home win against the Oilers, marking a franchise best...**Matt Beleskey** collected his 14th goal to match **Corey Perry** for the team lead at 8:59 of the first period...**Ryan Kesler** pushed his goal streak to three games with his 10th goal and eventual second GWG of the season at 10:26 of the second...**Hampus Lindholm** collected an assist on Kesler's goal to extend his point/assist streak to a career-high four games (0-4=4), while **Kyle Palmieri** notched his third assist of the season on the Beleskey tally to improve his point streak to a career-tying three games (1-3=4)...in his career-high 16th consecutive start, **Frederik Andersen** stopped 21-of-22 shots for his 15th win of the season...Andersen also earned his third career NHL assist, second of the season, on Kesler's goal.

PP: 1-4 PK: 0-2 SF: 34 SA: 22 TOI: Fowler (22:18)

Three Stars: 1. Lindholm 2. Rakell 3. Andersen

DECEMBER 12, 2014 - ANAHEIM 4 @ EDMONTON 2

Goals by **Kyle Palmieri** and **Ryan Getzlaf** 51 seconds apart to start the second period propelled the Ducks to a 4-2 victory and home-and-home sweep over the Edmonton Oilers at Rexall Place...Palmieri's and Getzlaf's goals marked the first time the Ducks scored twice in the opening minute of a period in franchise history...Palmieri also set a club record for the fastest goal to start a period at seven seconds of the middle frame...**Sami Vatanen** opened the scoring with his eighth goal and career-high 22nd point of the season at 4:56 of the first period...**Nate Thompson** would cap the scoring with an empty-net tally, marking his second goal of the season and giving Anaheim its first multi-goal win since Oct. 24 vs. Columbus (W, 4-1)...Vatanen (1-1=2), Getzlaf (1-1=2) and **Rene Bourque** (season-high 0-2=2) co-led all skaters in scoring, while **Ben Lovejoy** earned an assist in his return from a fractured finger that sidelined him for 21 games...in his 17th straight start, **Frederik Andersen** turned aside 21-of-23 shots en route to his 16th win.

PP: 1-2 PK: 1-4 SF: 20 SA: 23 TOI: Fowler (22:18)

Three Stars: 1. Vatanen 2. Hall 3. Getzlaf

DECEMBER 13, 2014 - ANAHEIM 4 @ WINNIPEG 1

The Ducks extended their win streak to a season-tying seven straight games with a 4-1 victory against the Winnipeg Jets at the MTS Centre...**Ryan Getzlaf** led all skaters with 1-1=2 points, including his third GWG of the season...Anaheim received a pair of SHG from **Andrew Cogliano** and **Nate Thompson**, marking the first time the club had scored multiple SHG since Oct. 15, 2007 when Sean O'Donnell and Samuel Pahlsson each scored shorthanded...stopping 27-of-28 shots, **Frederik Andersen** became the third goaltender in club history to win seven straight team games in a single season, joining Jonas Hiller (Dec. 6, 2013-Jan. 12, 2014, 14-0-0) and Guy Hebert (Feb. 25-Mar. 22, 1996, 7-0-0).

PP: 1-5 PK: 1-4 SF: 31 SA: 28 TOI: Vatanen (23:37)

Three Stars: 1. Getzlaf 2. Andersen 3. Byfuglien

DECEMBER 16, 2014 - ANAHEIM 2 @ TORONTO 6

Anaheim had a season-tying seven-game win streak snapped with a 6-2 loss to the Toronto Maple Leafs at the Air Canada Centre...**Frederik Andersen** also had a career-high seven-game winning streak broken after yielding four goals on 20 shots...**Ilya Bryzgalov** relieved Andersen in the third period, marking his first appearance in a Ducks uniform since Nov. 7, 2007 vs. Phoenix...in his NHL season debut, Bryzgalov turned aside five-of-seven shots...**Ryan Kesler** led the Ducks with two points (1-1=2), while **Sami Vatanen** picked up his ninth goal of the season to move into a share of second place among NHL defensemen...**Ryan Getzlaf**, **Kyle Palmieri** and **Matt Beleskey** all picked up assists in the setback...**Bruce Boudreau** appeared in his 550th career NHL game as a head coach.

PP: 0-2 PK: 1-3 SF: 42 SA: 27 TOI: Vatanen (24:19)

Three Stars: 1. Kessel 2. Bernier 3. Lupul

DECEMBER 18, 2014 - ANAHEIM 2 @ MONTREAL 1

The Ducks improved to 3-1-0 in the penultimate contest of a five-game road trip with a 2-1 win over the Montreal Canadiens at the Bell Centre...Anaheim never trailed in the game, receiving an opening goal by **Hampus Lindholm** at 8:16 of the first period and the eventual GWG by **Matt Beleskey** at 8:33 of the third...for Beleskey, his tally marked his 15th goal and fourth GWG of the season, both team bests...assists were earned by **Devante Smith-Pelly**, **Ryan Getzlaf** and **Rickard Rakell** as Anaheim improved to an NHL-best 22-7-5...extending a career high with his 20th straight start, **Frederik Andersen** turned aside 23-of-24 shots for his 18th win.

PP: 0-3 PK: 1-3 SF: 23 SA: 24 TOI: Fowler (25:18)

Three Stars: 1. Beleskey 2. Andersen 3. Price

DECEMBER 19, 2014 - ANAHEIM 2 @ OTTAWA 6

Anaheim dropped a 6-2 decision to the Ottawa Senators in the finale of a five-game, nine-day Canadian road trip at the Canadian Tire Centre...**Ryan Getzlaf** led the Ducks with two goals (2-0=2), marking his 20th career multi-goal game and second of the season...in his fifth game back from a fractured finger, **Ben Lovejoy** assisted on both Getzlaf goals to match his single-game career best in assists (fourth time)...**Ilya Bryzgalov** made his first start for the Ducks since Nov. 7, 2007 vs. Phoenix, stopping 25-of-31 shots and earning his 11th career NHL assist on Getzlaf's second goal at 1:49 of the third period.

PP: 0-3 PK: 1-2 SF: 34 SA: 31 TOI: Fowler (22:50)

Three Stars: 1. Turris 2. Hoffman 3. Getzlaf

DECEMBER 22, 2014 - ANAHEIM 3 vs. SAN JOSE 2 OT

The Ducks rallied from a third-period, one-goal deficit to defeat the San Jose Sharks, 3-2, in overtime at Honda Center...Anaheim went into the four-day Christmas break with a league-leading 23-8-5 record and 51 standings points, courtesy of **Ryan Kesler's** fourth career overtime goal 58 seconds into the extra frame...Anaheim also improved to an NHL-best 17-0-5 in one-goal games with the comeback victory...**Ryan Getzlaf** led all skaters with two points (0-2=2), **Cam Fowler** (1-0=1) and **Matt Beleskey** (0-1=1) each recorded points in their 300th NHL games, **Rickard Rakell** scored his first career regular-season NHL goal and **Devante Smith-Pelly** set a career high with his ninth assist of the season...**Frederik Andersen** turned aside 30-of-32 shots en route to his 19th win.

PP: 0-3 PK: 1-2 SF: 32 SA: 32 TOI: Fowler (21:03)

Three Stars: 1. Kesler 2. Fowler 3. Niemi

DECEMBER 27, 2014 - ANAHEIM 1 @ ARIZONA 2 SO

Anaheim returned from the Christmas break with a 2-1 shootout loss to the Arizona Coyotes at Gila River Arena, marking the club's lone game outside Southern California over a 37-day period...despite the setback, the Ducks extended their point streak vs. the Coyotes to eight straight games (7-0-1)...**Rene Bourque** scored Anaheim's lone goal, his second of the season, at 9:16 of the first period...Bourque's tally was assisted by **Devante Smith-Pelly** and **Ryan Getzlaf**, who pushed his scoring streak to a season-best seven consecutive games (4-7=11)...**Frederik Andersen** stopped 28-of-29 shots and three-of-four shootout attempts in Anaheim's sixth overtime/shootout loss of 2014-15.

PP: 0-1 PK: 0-1 SF: 37 SA: 29 TOI: Lindholm (22:56)

Three Stars: 1. Doan 2. Dubnyk 3. Michalek

ANAHEIM DUCKS 2014-15 GAME RECAPS

DECEMBER 28, 2014 - ANAHEIM 2 vs. VANCOUVER 1 OT

Cam Fowler scored his third career overtime goal to lead the Ducks to a 2-1 victory vs. the Vancouver Canucks at Honda Center...Fowler's tally came at 2:42 of the extra frame, marking his first OT winner since Mar. 23, 2011 at Dallas...Anaheim extended its point streak vs. Vancouver to nine straight games (8-0-1, 17 pts.) and improved to 10-1-2 in the last 13 contests...stopping 13-of-14 shots, **Frederik Andersen** (10-1-1) set a club record for wins by a Ducks goaltender in any single month...**Francois Beauchemin** collected his 50th career NHL goal and first of the season at 6:52 of the third period...with assists on both Anaheim goals, **Ryan Getzlaf** extended his scoring streak to eight games (4-9=13), the longest active streak in the NHL.

PP: 0-4 PK: 0-1 SF: 31 SA: 14 TOI: Beauchemin (22:19)

Three Stars: 1. Fowler 2. Beauchemin 3. Miller

DECEMBER 31, 2014 - ANAHEIM 0 vs. SAN JOSE 3

The Ducks concluded the 2014 calendar year with a 3-0 loss to the San Jose Sharks at Honda Center...the setback snapped Anaheim's season-high five-game home winning streak and marked the club's first home shutout loss since Feb. 5, 2014 vs. Chicago (2-0 L)...**Ryan Getzlaf**'s season-high eight-game scoring streak came to an end, as did **Devante Smith-Pelly**'s three-game point streak...**Corey Perry** made his return from a 10-game absence with a knee sprain, logging three shots in 16:21 TOI...**Frederik Andersen** stopped 24-of-26 shots to finish December with a 10-2-1 record.

PP: 0-3 PK: 1-8 SF: 27 SA: 28 TOI: Beauchemin (22:19)

Three Stars: 1. Pavelski 2. Andersen 3. Burns

JANUARY 2, 2015 - ANAHEIM 4 vs. ST. LOUIS 3

Anaheim extended its home winning streak vs. St. Louis to nine consecutive games with a 4-3 victory at Honda Center...the Ducks also claimed their 19th win in one-goal games, tops among NHL teams...**Frederik Andersen** earned his career-high 21st win of the season, turning away 39-of-42 shots in his fifth straight start...**Ryan Getzlaf** opened the scoring with his 13th goal of 2014-15 on the power play at 6:29 of the first period...Anaheim received a pair of goals in the second period, courtesy of **Kyle Palmieri** and **Andrew Coglian**...**Matt Beleskey** tied his career high in points (1-1=2, eighth time) and also notched his 100th career NHL point in the win...Beleskey earned his team-leading 16th goal at 10:55 of the third period, which also marked his fifth GWG this season to co-lead the league...**Sami Vatanen** recorded his seventh career multi-assist game (0-2=2), matching his single-game career best in assists...in addition, **Ryan Kesler** also tied a season high with two assists (0-2=2, third time).

PP: 1-5 PK: 1-5 SF: 33 SA: 42 TOI: Beauchemin (25:41)

Three Stars: 1. Vatanen 2. Steen 3. Beleskey

JANUARY 4, 2015 - ANAHEIM 4 vs. NASHVILLE 3 SO

Ryan Kesler scored the shootout winner - his second GDG of the season - to lead the Ducks to a 4-3 win against the Nashville Predators at Honda Center...the Ducks staged a comeback late in the third period when **Francois Beauchemin** scored his second goal in four games with less than three minutes remaining in regulation...**Matt Beleskey** (17th) and **Corey Perry** (15th) also scored for Anaheim, which improved to 6-1-0 in its last seven games vs. Nashville...making his sixth consecutive start, **Frederik Andersen** turned aside 27-of-30 shots to extend his career high in wins to 22...Anaheim hit the halfway mark of the season with a 26-9-6 record, leading the NHL in standings points (58) and co-leading in wins.

PP: 0-3 PK: 2-4 SF: 33 SA: 30 TOI: Beauchemin (24:20)

Three Stars: 1. Beauchemin 2. Getzlaf 3. Ellis

JANUARY 7, 2015 - ANAHEIM 1 vs. NY RANGERS 4

The Ducks opened their second half of the 2014-15 regular season with a 4-1 loss to the Rangers at Honda Center, snapping a two-game winning streak vs. the New York squad...**Francois Beauchemin** scored Anaheim's lone goal on the power play at 10:09 of the third period, marking his second in as many games and third in five contests since the Christmas break...drawing assists on the Beauchemin goal were **Corey Perry** and **Ryan Getzlaf**, who extended his point streak to three games (1-2=3)...making his second start of the season and first since Dec. 19 at Ottawa, **Ilya Bryzgalov** stopped 26-of-29 shots in his second loss.

PP: 1-3 PK: 0-1 SF: 25 SA: 30 TOI: Vatanen (23:04)

Three Stars: 1. Lundqvist 2. Nash 3. Bryzgalov

JANUARY 11, 2015 - ANAHEIM 5 vs. WINNIPEG 4 SO

Rickard Rakell tied a franchise record for most points by a rookie in a single game (2-2=4) and **Sami Vatanen** earned the game-deciding goal on his first career shootout attempt as the Ducks defeated the Winnipeg Jets, 5-4, on Teemu Tribute Night...prior to the game, **Teemu Selanne** became the first Duck to have his jersey retired as No. 8 was raised to the rafters of Honda Center...Rakell's career best night matched a record originally set by **Stanislav Chistov** on Oct. 10, 2002 @ St. Louis (1-3=4) and tied by **Ryan Getzlaf** on Mar. 24, 2006 vs. Nashville (0-4=4)...other Anaheim goal scorers included **Kyle Palmieri**, who recorded his 11th career multi-point game (1-1=2) and second of the season, and **Tim Jackman**, who collected his third goal of the season...**Frederik Andersen** stopped 28-of-32 shots and four shootout attempts for his 23rd win.

PP: 2-5 PK: 0-6 SF: 43 SA: 32 TOI: Beauchemin (24:15)

Three Stars: 1. Rakell 2. Palmieri 3. Scheifele

JANUARY 14, 2015 - ANAHEIM 4 vs. TORONTO 0

Corey Perry earned his eighth career hat trick and third of the season (3-0=3) to lead the Ducks to a 4-0 win against the Toronto Maple Leafs at Honda Center...the three-goal game helped Perry match Paul Kariya for the second-most hat tricks in club history and **Teemu Selanne** for the single-season franchise record...**Frederik Andersen** stopped all 28 shots for his second career shutout as the Ducks registered a hat trick and a shutout in the same game for the second time in franchise history (last: Feb. 5, 2011 at Colorado: Perry (three goals) and **Curtis McElhinney** with 25 saves in a 3-0 win)...**Ryan Getzlaf** added two assists for his 16th multi-point game and **Kyle Palmieri** opened the scoring with his eighth goal of the season at 12:41 of the first period...leading all skaters in TOI (23:07), **Sami Vatanen** reached the 100-game NHL milestone in the win.

PP: 1-2 PK: 0-3 SF: 25 SA: 28 TOI: Vatanen (23:07)

Three Stars: 1. Perry 2. Getzlaf 3. Fowler

JANUARY 16, 2015 - ANAHEIM 5 vs. NEW JERSEY 1

Anaheim concluded a season-high eight-game homestand with a 5-1 win over New Jersey, going 6-2-0 since Dec. 28 vs. Vancouver...Anaheim held New Jersey to a single shot on goal in the second period, matching the franchise record for fewest shots allowed in a second period...the Ducks' five goals tied a season high (excluding shootout goals), while **Ilya Bryzgalov** recorded his first win as a Duck since Oct. 15, 2007 vs. Detroit...**Corey Perry** opened the scoring in the first period with his team-leading 19th goal of the season, his fourth in two games...**Jakob Silfverberg** recorded his third career multi-goal game (2-0=2), while **Patrick Maroon** posted his third multi-point game of 2014-15 (1-1=2)...**Hampus Lindholm** added his fifth goal of the season and second career game-winner along with an assist...**Ryan Kesler** reached the 700-game NHL milestone in the victory.

PP: 1-3 PK: 1-2 SF: 40 SA: 15 TOI: Lindholm/Beauchemin (21:24)

Three Stars: 1. Lindholm 2. Perry 3. Silfverberg

JANUARY 17, 2015 - ANAHEIM 3 @ LOS ANGELES 2 SO

The Ducks extended their winning streak to four games with a 3-2 shootout victory against the Los Angeles Kings at Staples Center...Anaheim improved to 2-0-1 vs. Los Angeles in the 2014-15 Freeway Faceoff on the strength of **Jakob Silfverberg's** league-leading seventh shootout goal of the season...Silfverberg was the lone skater to score in the shootout, while **Frederik Andersen** stopped all three Los Angeles skaters and 26-of-28 shots in regulation/overtime en route to his 25th win...**Patrick Maroon** led all skaters with 0-2=2 points, marking his second consecutive multi-point game...**Ryan Getzlaf** (1-0=1), **Corey Perry** (0-1=1) and **Cam Fowler** (0-1=1) each recorded a point to push their respective scoring streaks to three games apiece...in addition, **Sami Vatanen's** third-period goal on the power play gave the Ducks a PPG in five straight games for the first time since Nov. 25-Dec. 4, 2011.

PP: 1-2 PK: 1-3 SF: 31 SA: 28 TOI: Lindholm (24:37) Three Stars: 1. Andersen 2. Martinez 3. Maroon

JANUARY 21, 2015 - ANAHEIM 6 vs. CALGARY 3

Anaheim went into the All-Star break riding a five-game win streak, courtesy of a 6-3 win over the Calgary Flames at Honda Center...the six goals marked a season high for the club, which also pushed its home win streak vs. the Flames to 20 straight games, the longest such streak vs. one opponent in franchise history...**Ben Lovejoy** (1-1=2), **Corey Perry** (0-2=2) and **Nate Thompson** (0-2=2) all recorded multi-point games for the Ducks, who also received goals from **Patrick Maroon**, **Kyle Palmieri**, **Ryan Getzlaf**, **Tim Jackman** and **Ryan Kesler**...**Matt Beleskey** matched a career high with his 24th point of the season (assist), while **Colby Robak** earned his first point (assist) as a Duck in the win...**Frederik Andersen** stopped 30-of-33 shots for his 26th win while battling flu-like symptoms.

PP: 0-2 PK: 0-3 SF: 27 SA: 33 TOI: Beauchemin (24:52) Three Stars: 1. Getzlaf 2. Vatanen 3. Maroon

JANUARY 27, 2015 - ANAHEIM 4 @ VANCOUVER 0

The Ducks returned from the All-Star break with a 4-0 victory against the Vancouver Canucks at Rogers Arena...the four-goal shutout pushed Anaheim's overall and Rogers Arena win streaks to six straight games apiece...**Frederik Andersen** matched **Bill Durnan** as the fastest to 47 wins in NHL history in only his 63rd career decision...Andersen stopped all 17 shots en route to his seventh straight win and third career shutout, all in 2014-15...**Matt Beleskey**, **Kyle Palmieri**, **Rickard Rakell** and **Patrick Maroon** all scored for Anaheim, which became the first team to 70 standings points with the win...Beleskey's opening goal stood up as the game-winner, his sixth of the season to move him into a share of the league lead.

PP: 1-3 PK: 0-3 SF: 24 SA: 17 TOI: Vatanen (22:10) Three Stars: 1. Fowler 2. Andersen 3. Rakell

JANUARY 29, 2015 - ANAHEIM 3 @ SAN JOSE 6

The Ducks concluded their season series vs. the San Jose Sharks with a 6-3 loss at SAP Center, snapping a six-game winning streak...**Andrew Coglian** opened the scoring with his sixth goal of the season at 4:57 of the first period, assisted by **Rickard Rakell** and **Jakob Silfverberg**...at 1:23 of the third, **Matt Beleskey** moved one goal shy of his first career 20-goal season with his 19th tally...**Ryan Kesler** and **Kyle Palmieri** drew assists on the Beleskey goal as all three players extended their scoring streaks to three games...**Patrick Maroon** capped Anaheim's scoring with his sixth of the year at 18:50 of the final frame with an assist to **Hampus Lindholm**...making his fourth start of 2014-15, **Ilya Bryzgalov** turned aside 19-of-25 shots before being relieved by **Frederik Andersen** in the second period...Andersen would finish with eight saves in his first relief appearance of the season.

PP: 0-2 PK: 1-5 SF: 28 SA: 33 TOI: Lindholm (22:20) Three Stars: 1. Marleau 2. Burns 3. Goodrow

JANUARY 30, 2015 - ANAHEIM 1 vs. CHICAGO 4

Anaheim finished the month of January with a 4-1 setback to the Chicago Blackhawks at Honda Center...**Frederik Andersen** had a career-tying seven-game win streak snapped after yielding four goals on 33 shots...**Patrick Maroon** extended his scoring streak to a career-high six straight games (4-4=8) with an assist on **Rickard Rakell's** fifth goal of the season on the power play at 10:06 of the third period...**Corey Perry** also picked up an assist on the Rakell goal for his eighth point in the last seven games (4-4=8).

PP: 1-3 PK: 0-3 SF: 22 SA: 33 TOI: Beauchemin (22:12) Three Stars: 1. Kane 2. Sharp 3. Rakell

FEBRUARY 3, 2015 - ANAHEIM 5 vs. CAROLINA 4 (OT)

Ryan Getzlaf tied a franchise record with his sixth career overtime goal to lead the Ducks to a 5-4 victory vs. the Carolina Hurricanes at Honda Center...Getzlaf moved into a tie for the all-time Anaheim lead in OT goals with **Teemu Selanne** 45 seconds into the extra frame, his first since Nov. 22, 2013 vs. Tampa Bay...**Corey Perry** had a game-high 2-1=3 points for his 46th career multi-goal game and seventh career 20-goal season, the second-most in franchise history...stopping 28-of-32 shots, **Frederik Andersen** (48-12-5) joined Montreal's **Bill Durnan** as the fastest goaltenders in NHL history to 48 wins, accomplishing the feat in 65 career decisions.

PP: 1-4 PK: 0-4 SF: 31 SA: 32 TOI: Beauchemin (23:25) Three Stars: 1. Perry 2. Getzlaf 3. Beauchemin

FEBRUARY 5, 2015 - ANAHEIM 5 @ NASHVILLE 2

The NHL's two top teams faced off at Bridgestone Arena with the Ducks emerging with a 5-2 victory over the Nashville Predators...**Jakob Silfverberg** tied a career high with two goals (2-0=2) and **Rickard Rakell** matched a career best in assists (0-2=2) to lead Anaheim to its second straight win...**Frederik Andersen** (49-12-5) matched Montreal's **Bill Durnan** as the fastest goaltenders in NHL history to 49 wins in 66 decisions...**Corey Perry** notched his team-leading 22nd goal, while **Matt Beleskey** recorded his first career 20-goal campaign.

PP: 0-4 PK: 1-4 SF: 26 SA: 46 TOI: Beauchemin (22:59) Three Stars: 1. Silfverberg 2. Andersen 3. Rakell

FEBRUARY 6, 2015 - ANAHEIM 2 @ WASHINGTON 3 SO

Corey Perry scored his team-leading 23rd goal and **Ryan Kesler** added his 15th of the season in a 3-2 shootout loss to the Washington Capitals at the Verizon Center...Kesler opened the scoring on the power play at 18:15 of the first period before the Capitals netted a pair of goals to take an early lead in the third...with less than seven minutes remaining in regulation, Perry tied the game at two with his fourth goal in three games...**Jakob Silfverberg** was the lone Ducks skater to score in the shootout, his league-leading eighth of the season...**Ilya Bryzgalov** turned aside 32-of-34 shots in his fifth start of the season.

PP: 1-2 PK: 0-1 SF: 25 SA: 34 TOI: Beauchemin (23:01) Three Stars: 1. Grubauer 2. Kuznetsov 3. Chimera

ANAHEIM DUCKS 2014-15 GAME RECAPS

FEBRUARY 8, 2015 - ANAHEIM 3 @ TAMPA BAY 5

Ryan Getzlaf returned from a two-game absence and collected his 200th career NHL goal in a 5-3 setback to the Tampa Bay Lightning at Amalie Arena...Getzlaf's 17th goal of the season was followed by Sami Vatanen's 12th and Eric Brewer's first as a Duck...Nate Thompson earned an assist on Brewer's goal in his return to Tampa Bay, where he had played the previous four-plus seasons...Frederik Andersen stopped 17-of-22 shots before leaving halfway through the third period with an upper-body injury...Ilya Bryzgalov played the remainder of the game, making one save.

PP: 1-5 PK: 0-5 SF: 28 SA: 23 TOI: Vatanen (23:18)

Three Stars: 1. Boyle 2. Filppula 3. Callahan

FEBRUARY 10, 2015 - ANAHEIM 2 @ FLORIDA 6

For just the third time this season, the Ducks dropped their second consecutive game decided in regulation with a 6-2 loss vs. Florida at BB&T Center...Anaheim goal scorers included Tim Jackman with his fifth of the season and Kyle Palmieri with his 11th, while Rene Bourque reached the 600-game milestone...Ilya Bryzgalov drew his sixth start of the season, turning away 5-of-8 shots...John Gibson relieved Bryzgalov in the second period, stopping 15-of-18 shots in his first NHL appearance since Oct. 30 at St. Louis.

PP: 1-3 PK: 3-8 SF: 33 SA: 26 TOI: Vatanen (23:18)

Three Stars: 1. Huberdeau 2. Barkov 3. Bolland

FEBRUARY 12, 2015 - ANAHEIM 2 @ CAROLINA 1

Anaheim concluded a nine-day, five-game road trip with a 2-1 win against the Carolina Hurricanes at PNC Arena...the victory snapped a season-tying three-game winless streak for the Ducks, which posted a 2-2-1 record on the five-game swing through the southeast...Matt Beleskey led all skaters with 1-1=2 points, including his league-leading eighth game-winning goal of the season...Francois Beauchemin netted Anaheim's first goal 2:52 prior to Beleskey's tally, the defenseman's fourth of the season...Corey Perry earned his 300th career assist on the Beauchemin goal and became the fourth Duck to reach the 300-assist milestone...in his first start since Oct. 30 at St. Louis, John Gibson turned aside 35-of-36 shots for his sixth career NHL win.

PP: 0-1 PK: 1-3 SF: 17 SA: 36 TOI: Beauchemin (21:16)

Three Stars: 1. Gibson 2. Beleskey 3. Skinner

FEBRUARY 15, 2015 - ANAHEIM 3 vs. WASHINGTON 5

The Ducks began a two-game homestand with a 5-3 setback to the Washington Capitals at Honda Center...Francois Beauchemin became the second Ducks defenseman to reach the 500-game milestone, joining all-time franchise leader for defensemen Ruslan Salei (594)...Andrew Cogliano recorded a season-best two goals for his seventh career multi-goal game, while Corey Perry added his team-leading 24th goal of the season...on the blueline, Hampus Lindholm collected 0-2=2 points for his fifth career multi-assist game and second of the season.

PP: 0-4 PK: 1-5 SF: 33 SA: 28 TOI: Beauchemin (26:30)

Three Stars: 1. Ovechkin 2. Cogliano 3. Burakovsky

FEBRUARY 25, 2015 - ANAHEIM 0 vs. OTTAWA 3

The Ducks suffered their third shutout loss of 2014-15 with a 3-0 defeat to the Ottawa Senators at Honda Center...the victory gave the Senators a sweep in the two-game season series, which included a 6-2 Ottawa win on Dec. 19 at Canadian Tire Centre...John Gibson suffered his fifth loss of the season, turning away 31-of-33 shots.

PP: 0-2 PK: 0-4 SF: 25 SA: 34 TOI: Fowler (24:50)

Three Stars: 1. Zibanejad 2. Gibson 3. E. Karlsson

FEBRUARY 27, 2015 - ANAHEIM 4 vs. LOS ANGELES 2

Anaheim rallied from a two-goal deficit in the third period for the fifth time this season (twice vs. Los Angeles) and first time in regulation with a 4-2 victory over the Los Angeles Kings at Honda Center...the Ducks won for the seventh time in eight regular-season games vs. the Kings dating to 2013-14...the third-period comeback marked Anaheim's 10th win when trailing after two periods, co-leading the league with Calgary...Corey Perry's game-high two goals (2-0=2) represented his sixth multi-goal game of the season, which included his 52nd career GWG...Emerson Etem tied the score at 2-2 six minutes into the third period with his fourth goal of the season and second in three games, while Ryan Kesler's 16th of the year at 4:37 of the third marked his fourth against Los Angeles...making his eighth consecutive start for Anaheim, John Gibson improved to 4-1-0 in his last five games and 5-3-0 since his recall from Norfolk (AHL) with 20 saves on 22 shots.

PP: 0-1 PK: 0-1 SF: 32 SA: 22 TOI: Beauchemin (25:21)

Three Stars: 1. Kesler 2. Silfverberg 3. Wagner

MARCH 1, 2015 - ANAHEIM 3 @ DALLAS 1

Ryan Getzlaf matched Paul Kariya (669) for second on the club's all-time scoring list with a two-point performance (1-1=2) in a 3-1 win against the Dallas Stars at American Airlines Center...with his breakaway goal at 14:09 of the third period, Getzlaf hit the 20-goal milestone for the fifth time in 10 NHL campaigns and second time in as many seasons...Corey Perry also recorded two points (1-1=2) for his second consecutive multi-point game and team-best 27th goal of the season...at 4:19 of the third period, Clayton Stoner collected his first goal as a Duck and second career GWG, powering Anaheim to its fifth win in the last six games...John Gibson made a career-high 39 saves on 40 shots to improve to 8-5-0 overall and 5-1-0 in his last six games.

PP: 0-1 PK: 1-3 SF: 22 SA: 40 TOI: Fowler (23:40)

Three Stars: 1. Gibson 2. Stoner 3. Getzlaf

MARCH 3, 2015 - ANAHEIM 4 @ ARIZONA 1

The Ducks became the first NHL team to 20 road victories in 2014-15 with a 4-1 win over the Arizona Coyotes at Gila River Arena...Jakob Silfverberg scored a career-high three points (1-2=3) and tied a career best with a +3 rating (fourth time) in Anaheim's third straight win and fifth consecutive on the road...Frederik Andersen (50-13-5) joined Montreal's Bill Durnan (50-9-9) as the fastest goaltenders in NHL history to 50 wins, accomplishing the feat in 68 career decisions...Andrew Cogliano became Anaheim's all-time Ironman at 277 consecutive games and notched eighth career multi-goal game, including his career-tying third SHG of the season...Tomas Fleischmann and Simon Despres each picked up assists in their Anaheim debuts.

PP: 0-0 PK: 0-2 SF: 35 SA: 30 TOI: Lindholm (21:58)

Three Stars: 1. Silfverberg 2. Cogliano 3. Rieder

MARCH 4, 2015 - ANAHEIM 3 vs. MONTREAL 1

Anaheim improved to a league-leading 42-17-7 with a 3-1 victory against the Montreal Canadiens at Honda Center, becoming the first NHL team to reach 90 standings points (91)...the Ducks extended the league's longest active winning streak to four games and swept the two-game season series with the Canadiens...**John Gibson** turned aside 37-of-38 shots for his 12th career win, ninth of the season...**Francois Beauchemin** opened the scoring with his career-tying eighth goal of the season and fourth in his last eight games at 6:31 of the first period...**Rickard Rakell** picked up his first career GWG at 10:16 of the middle frame and **Cam Fowler** added an empty-netter with 2:02 remaining in regulation to secure Anaheim's seventh win in the last eight games.

PP: 0-1 PK: 1-3 SF: 33 SA: 38 TOI: Fowler (22:54)

Three Stars: 1. Gibson 2. Beauchemin 3. Sekac

MARCH 6, 2015 - ANAHEIM 2 vs. PITTSBURGH 5

Anaheim had a four-game winning streak snapped with a 5-2 setback to the Pittsburgh Penguins at Honda Center...the Penguins jumped out to a four-goal lead before the Ducks got on the scoreboard courtesy of **Tomas Fleischmann's** first as a Duck at 9:03 of the third period...**Jakob Silfverberg** drew the lone assist on the Fleischmann tally...**Corey Perry** added his team-leading 28th of the season at 13:08 of the third, assisted by **Rickard Rakell** and **Emerson Etem**...Perry's goal was followed up six minutes later by an empty-netter from Sidney Crosby to clinch the Pittsburgh win...**Frederik Andersen** stopped 16-of-20 shots in his ninth loss of 2014-15.

PP: 0-3 PK: 0-4 SF: 29 SA: 21 TOI: Beauchemin (21:19)

Three Stars: 1. Hornqvist 2. Rakell 3. Malkin

MARCH 9, 2015 - ANAHEIM 1 @ VANCOUVER 2

The Ducks suffered their first one-goal loss in regulation, ending an NHL single-season record for most consecutive one-goal games without a regulation setback (26-0-7), with a 2-1 defeat to the Vancouver Canucks at Rogers Arena...the loss also snapped Anaheim's 10-game point streak vs. Vancouver (9-0-1, 19 pts.) and marked only its second loss in regulation to the Canucks in the last 15 games (11-2-2)...**Emerson Etem** notched Anaheim's lone goal at 8:40 of the third period, his fifth of the season...**Nate Thompson** reached the 100-point milestone with an assist on Etem's tally, which was also assisted by **Cam Fowler**...making his second consecutive start, **Frederik Andersen** turned aside 14-of-16 shots.

PP: 0-3 PK: 0-1 SF: 30 SA: 16 TOI: Wisniewski (22:05)

Three Stars: 1. Lack 2. Fowler 3. Kassian

MARCH 11, 2015 - ANAHEIM 3 @ CALGARY 6

Ryan Getzlaf surpassed Paul Kariya for sole possession of second place of the franchise's all-time scoring list with his 670th and 671st career points as a Duck in a 6-3 loss to the Calgary Flames at Scotiabank Saddledome...Getzlaf scored twice in the opening 2:51 of the first period, the fastest two goals by an Anaheim player from the start of a game in club history...the Flames responded with five consecutive goals before **Hampus Lindholm** notched his seventh of the season at 18:59 of the second period...**John Gibson** turned aside 17-of-23 shots in his sixth loss of the season.

PP: 1-3 PK: 2-6 SF: 32 SA: 23 TOI: Beauchemin (24:37)

Three Stars: 1. Gaudreau 2. Russell 3. Stajan

MARCH 13, 2015 - ANAHEIM 2 @ MINNESOTA 1

With a 2-1 win over the Minnesota Wild at Xcel Energy Center, the Ducks snapped a three-game losing streak and vaulted to the top of the NHL standings with 93 points...making his second consecutive start, **John Gibson** stopped 32-of-33 shots to help lead Anaheim to a three-game series sweep vs. Minnesota...**Ryan Kesler** (0-2=2) and **Jakob Silfverberg** (1-1=2) figured in both Anaheim goals, which came at 19:13 of the first period and 13:45 of the second...both Anaheim goal scorers set single-season career highs - Silfverberg with his 11th and **Francois Beauchemin** with his ninth...**Ryan Getzlaf** became the third player in franchise history to play 700 games in an Anaheim uniform, joining Teemu Selanne (966) and Corey Perry (710).

PP: 0-3 PK: 1-5 SF: 24 SA: 33 TOI: Beauchemin (23:02)

Three Stars: 1. Beauchemin 2. Parise 3. Lindholm

MARCH 15, 2015 - ANAHEIM 4 vs. NASHVILLE 2

The Ducks earned their league-leading 11th win when trailing after two periods in a 4-2 comeback victory over the Nashville Predators at Honda Center...the club improved to 15-3-0 vs. the Central Division by scoring four unanswered goals in the third period en route to a three-game series sweep vs. Nashville...**Ryan Getzlaf** (23rd), **Kyle Palmieri** (13th), **Nate Thompson** (sixth career GWG) and **Cam Fowler** (seventh) all scored in the third period, which also saw **Francois Beauchemin** tying Oleg Tverdovsky (125) for second on the club's all-time assists list for blueliners...**Patrick Maroon** set a career high for points in a season (7-23=30) with a two-assist game, while **Hampus Lindholm** also earned a pair of helpers for his third multi-assist contest of 2014-15...**John Gibson** turned aside 25-of-27 shots for his sixth win in his last seven decisions.

PP: 1-3 PK: 1-3 SF: 28 SA: 27 TOI: Lindholm (25:13)

Three Stars: 1. Getzlaf 2. Fowler 3. Thompson

MARCH 18, 2015 - ANAHEIM 3 vs. LOS ANGELES 2 OT

Ryan Kesler scored his 200th career NHL goal in overtime to lead the Ducks to a 3-2 win vs. the Los Angeles Kings at Honda Center...the Ducks rallied in the third period to win for the second consecutive game overall and second straight against the Kings, marking their league-leading 12th win when trailing after two periods...Anaheim earned the season series victory over Los Angeles in the 2014-15 Freeway Faceoff, collecting points in all five matchups (4-0-1)...the club also picked up its league-best 28th win in one-goal games, improving to 28-1-7...**Patrick Maroon** sparked the comeback with his eighth goal of the season 45 seconds into the third period...**Jakob Silfverberg** followed up seven minutes later with his 12th goal, which gave the Ducks their first lead of the game at 2-1...**John Gibson** stopped 29-of-31 shots for his third straight win.

PP: 0-3 PK: 1-3 SF: 26 SA: 31 TOI: Beauchemin (24:12)

Three Stars: 1. Kesler 2. Silfverberg 3. Gibson

MARCH 20, 2015 - ANAHEIM 3 vs. COLORADO 2 OT

The Ducks staged their third consecutive third-period comeback to move into sole possession of the NHL standings lead with a 3-2 overtime victory vs. the Colorado Avalanche at Honda Center...**Corey Perry** connected for his sixth career overtime goal 1:25 into the extra frame, moving him into a share for the franchise lead in OT goals with Teemu Selanne (6) and Ryan Getzlaf (6)...Perry's winner helped the Ducks to their fourth straight victory vs. the Avalanche dating to Mar. 14, 2014 (4-0-0)...**Rickard Rakell** and **Jiri Sekac** figured in on Anaheim's first two goals as Rakell posted his fourth career multi-point game (1-1=2) while Sekac notched his third career multi-point contest (1-1=2, including his first goal as a Duck)...**Frederik Andersen** turned aside 22-of-24 shots for his 31st win.

PP: 0-3 PK: 0-1 SF: 40 SA: 24 TOI: Vatanen (22:21)

Three Stars: 1. Perry 2. Rakell 3. Despres

ANAHEIM DUCKS 2014-15 GAME RECAPS



MARCH 22, 2015 - ANAHEIM 2 @ NEW YORK RANGERS 7

Anaheim had a four-game winning streak snapped with a 7-2 loss to the New York Rangers at Madison Square Garden...**Corey Perry** posted his fifth career 30-goal season with his 30th and 31st goals in the first period...**Ryan Getzlaf** drew his team-leading 43rd assist, while **Sami Vatanen** and **Patrick Maroon** both picked up their 24th assists of the season on the Perry goals...**Frederik Andersen** got the start, turning aside 4-of-7 shots before being relieved by **John Gibson** halfway through the first period...Gibson went on to make 18 saves on 22 shots in his second relief appearance of the season.

PP: 0-1 PK: 1-2 SF: 38 SA: 29 TOI: Vatanen (21:03)

Three Stars: 1. Stepan 2. Yandle 3. Miller

MARCH 24, 2015 - ANAHEIM 3 @ COLUMBUS 5

Anaheim dropped its second consecutive game in a 5-3 loss to the Columbus Blue Jackets at Nationwide Arena...**Ryan Kesler** opened scoring with his fifth PPG of the season at 6:11 of the first period before **Andrew Cogliano** netted his 13th goal to extend the Ducks' lead to two at 14:21 of the first...**Matt Beleskey** added his 22nd goal on a career-tying six shots...**Corey Perry** extended his point streak (3-1=4) to three games with his 20th assist, marking his ninth consecutive 20-assist season...in all, eight Anaheim players contributed to the Ducks' three goals...**John Gibson** got the start, stopping 22-of-26 shots.

PP: 1-5 PK: 2-3 SF: 40 SA: 27 TOI: Wisniewski (22:54)

Three Stars: 1. Hartnell 2. Johansen 3. Bobrovsky

MARCH 26, 2015 - ANAHEIM 3 @ BOSTON 2 OT

Anaheim (47-22-7, 101 pts.) reached the 100-point milestone for the fourth time in franchise history and second consecutive season with a 3-2 overtime win over the Boston Bruins at TD Garden...**Ryan Getzlaf** (1-1=2) scored his franchise-best seventh career overtime goal after **Corey Perry** tied the game at two with 39 seconds remaining in regulation...Perry extended his point streak to four games (4-1=5) and recorded his team-leading 32nd goal of the season...**Patrick Maroon** opened the scoring with his ninth goal of the season at 10:18 of the second period...**Cam Fowler** returned to the lineup, adding his 25th and 26th assists of the season...**Frederik Andersen** stopped 27-of-29 shots faced in the victory.

PP: 0-2 PK: 2-4 SF: 32 SA: 29 TOI: Beauchemin (25:19)

Three Stars: 1. Getzlaf 2. Eriksson 3. Perry

MARCH 28, 2015 - ANAHEIM 3 @ NY ISLANDERS 2

Anaheim (48-22-7, 103 pts.) clinched its third consecutive playoff berth and 11th in franchise history with a 3-2 win over the New York Islanders at Nassau Coliseum...**Rickard Rakell** opened scoring with his eighth goal of the season, assisted by **Patrick Maroon's** second point in as many games...**Kyle Palmieri** and **Andrew Cogliano** each notched their 14th goals of the season during the second period...Cogliano's goal, the eventual game winner, was his third GWG of the season while Palmieri tied a single-season career high in goals...**Cam Fowler**, who has 0-3=3 points in his last two games, picked up his 27th assist of the season...**Frederik Andersen** stopped 29-of-31 shots faced in his 33rd victory of the season.

PP: 0-0 PK: 4-4 SF: 24 SA: 31 TOI: Beauchemin (22:51)

Three Stars: 1. Palmieri 2. Cogliano 3. Visnovsky

MARCH 29, 2015 - ANAHEIM 2 @ NEW JERSEY 1

Anaheim notched its 49th win of the season, just one shy of its second consecutive 50-win season, with a 2-1 win over the New Jersey Devils at Prudential Center...**Ryan Kesler** recorded his 20th goal of the season, marking his seventh career 20-goal season...**Francois Beauchemin** notched his 10th goal of the season, extending his career high set earlier this season...**James Wisniewski** extended his assist streak (0-3=3) to three games with his 26th of the season...**Kyle Palmieri** and **Tomas Fleischmann** also added assists, their 15th and 17th, respectively...**John Gibson** earned his 13th win of the season, stopping 26-of-27 shots faced.

PP: 0-1 PK: 2-2 SF: 25 SA: 27 TOI: Beauchemin (24:01)

Three Stars: 1. Gibson 2. Kesler 3. Beauchemin

APRIL 1, 2015 - ANAHEIM 5 vs. EDMONTON 1

With a 5-1 win vs. the Edmonton Oilers, Anaheim clinched the Pacific Division title for the third consecutive year and recorded its 50th win of the season, marking its second consecutive 50-win season in franchise history...**Corey Perry** became the fourth Duck to record 600 career points with his 33rd goal of the season...**Francois Beauchemin** added 1-1=2 points, taking over sole possession of second on the franchise blueliners all-time assists list (126)...**Andrew Cogliano** successfully converted on his third career penalty shot, marking his 15th goal of the season...**Simon Despres** recorded his first goal as a Duck, his third of the season...with a career-high three assists, **Jakob Silfverberg** matched his single-game career best in points...**Frederik Andersen** made his 52nd appearance of the season, stopping 22-of-23 shots faced for his 34th victory.

PP: 0-1 PK: 3-3 SF: 27 SA: 23 TOI: Fowler (22:35)

Three Stars: 1. Silfverberg 2. Lindholm 3. Beauchemin

APRIL 3, 2015 - ANAHEIM 2 vs. COLORADO 4

The Ducks had a four-game win streak snapped with a 4-2 loss to the Colorado Avalanche at Honda Center...**Jiri Sekac** recorded a team-best 1-1=2 points for his fourth career multi-point game and second as a Duck...**Rickard Rakell** also scored for the Anaheim, which saw its four-game win streak vs. Colorado halted...making his 21st start of the season, **John Gibson** turned aside 19-of-22 shots in his eighth loss.

PP: 0-3 PK: 1-4 SF: 37 SA: 23 TOI: Beauchemin (23:06)

Three Stars: 1. Duchene 2. Sekac 3. Berra

APRIL 8, 2015 - ANAHEIM 0 vs. DALLAS 4

Anaheim suffered its fourth shutout loss of the season with a 4-0 setback to the Dallas Stars in the club's regular-season home finale at Honda Center...**Francois Beauchemin** led all skaters with 22:38 TOI, while **Frederik Andersen** had a personal three-game winning streak snapped after turning aside 28-of-32 shots in his 12th loss of the season.

PP: 0-3 PK: 1-4 SF: 37 SA: 23 TOI: Beauchemin (22:38)

Three Stars: 1. Ja. Benn 2. Eaves 3. Enroth

APRIL 11, 2015 - ANAHEIM 2 @ ARIZONA 1

The Ducks clinched the top spot in the Western Conference with a 2-1 victory over the Arizona Coyotes at Gila River Arena...improving to 51-24-7, the Ducks secured the conference's best record for the second consecutive season and second in franchise history...Anaheim finished 2014-15 with the second-best record in franchise history, trailing only the 2013-14 club (53-20-8, 114)...the Ducks also matched the club record for most road standings points (54) and wins (25-12-4), a record originally set in 2013-14...Anaheim ranked second among NHL teams in road points and road wins, concluding the season on a four-game win streak as visitors...**Ryan Getzlaf** led all skaters with 1-1=2 points and reached the 70-point milestone for the fifth time, while **Jakob Silfverberg** earned his second GWG of the season...**Frederik Andersen** stopped 23-of-24 shots for his 35th win of the season, one shy of the single-season record by an Anaheim goaltender.

PP: 0-3 PK: 0-3 SF: 38 SA: 24 TOI: Beauchemin (22:24)

Three Stars: 1. Smith 2. Ekman-Larsson 3. Getzlaf



ANAHEIM DUCKS 2014-15 PROSPECT REPORT

American Hockey League – Norfolk Admirals (through games of Apr. 11) (26-38-6-4, 62 points)

No.	PLAYER	POS	GP	G	A	PTS	+/-	PIM	PPG	SHG	SOG
14	Max Friberg	LW	56	15	23	38	3	40	4	2	182
18	Mike Sgarbossa	C	58	9	27	36	-22	64	2	0	135
21	Chris Wagner	C	48	15	13	28	-7	65	2	2	118
20	Louis Leblanc	RW	69	13	13	26	-17	38	5	0	192
8	Nic Kerdiles*	LW	49	9	17	26	-7	41	4	0	116
16	Emerson Etem	RW	22	13	8	21	-1	2	6	1	79
28	Antoine Laganiere	C	71	12	5	17	-10	42	2	0	128
17	Charles Sarault	C	51	8	7	15	-5	24	2	0	65
11	Stefan Noesen*	RW	25	6	9	15	-4	23	1	0	76
25	Andrew O'Brien*	D	60	4	9	13	-18	114	1	0	127
3	Josh Manson*	D	35	3	9	12	-6	45	1	0	61
10	Matt Bailey*	RW	54	6	4	10	-6	31	1	0	70
19	Joseph Cramarossa	C	52	5	5	10	-11	75	0	1	54
12	John Kurtz	LW	70	4	4	8	-12	183	0	1	80
5	Kevin Gagne	D	56	2	6	8	-20	16	1	0	81
38	Brandon Montour*	D	12	1	7	8	8	4	0	0	22
32	Shea Theodore*	D	7	3	4	7	-1	0	2	0	16
23	Colby Robak	D	28	1	5	6	-10	18	0	0	50
7	Mark Fistic	D	33	1	5	6	3	80	0	0	33
13	Rickard Rakell	C	2	1	3	4	3	0	0	0	7
24	Jaycob Megna*	D	30	1	3	4	0	4	0	0	32
23	Kyle Palmieri	RW	2	0	0	0	-2	4	0	0	12

No.	GOALIE		GP	W	L	SOL	MIN	SO	GA	GAA	SV%
1	Jason LaBarbera	34	9	16	7	1948:09	3	85	2.62	0.912	
31	Ryan Faragher*	13	3	8	1	721:19	1	29	2.41	0.908	
36	John Gibson	11	6	3	2	665:12	1	23	2.07	0.935	
35	Igor Bobkov	7	2	4	0	379:18	0	27	4.27	0.852	

* - rookie

ANAHEIM DUCKS 2014-15 PROSPECT REPORT

ECHL – Utah Grizzlies (37-27-5-3, 82 points)

No.	GOALIES	GP	W	L	OTL	SOL	Min	SO	GA	GAA	SV%
30	Igor Bobkov	34	19	12	2	0	1950	4	84	2.58	0.918
29	Ryan Faragher*	24	10	8	2	1	1345	1	61	2.72	0.908

*- rookie

Notes:

• **Igor Bobkov** led team goaltenders in games played (34), wins (19), minutes (1950), GAA (2.58) and SV% (.918). Bobkov was named CCM ECHL Goaltender of the Week on two separate occasions during the weeks of Feb. 19-26 and Mar. 30-Apr. 5. Bobkov had a career-high four shutouts, tied for third among the ECHL's top goaltenders.

North American Prospects – College

Player/Draft Info	POS	Team	League	GP	G	A	PTS	PIM	GWG	PPG	SHG
Grant Besse (So.) <i>2013, Fifth Round, 147th Overall</i>	LW	U. of Wisconsin	BIG10	32	11	11	22	6	0	2	0
Brian Cooper (Jr.) <i>2012, Fifth Round, 127th Overall</i>	D	Nebraska-Omaha	NCHC	39	5	11	16	55	2	4	0
Kevin Roy (Jr.) <i>2012, Fourth Round, 97th Overall</i>	C	Northeastern	H-East	35	19	25	44	28	2	6	0
Keaton Thompson (So.) <i>2013, Third Round, 87th Overall</i>	D	North Dakota	NCHC	36	3	8	11	14	0	1	0
Andy Welinski (Jr.) <i>2011, Third Round, 83rd Overall</i>	D	Minnesota-Duluth	NCHC	40	9	12	21	24	2	3	1
Brandon Montour (Fr.) <i>2014, Second Round, 55th Overall</i>	D	UMass	H-East	21	3	17	20	30	0	1	1

Notes:

• **Brandon Montour** signed a three-year entry-level contract with Anaheim on Mar. 16, 2015. Among team leaders, Montour ranked first in points-per-game (0.95), second in assists and first in scoring among defensemen. He was named the Hockey East Rookie of the Month for January after ranking tied for second in the nation for scoring by a defenseman with 2-8=10 points in eight games.

• **Kevin Roy** finished his junior season with 19-25=44 points in 35 games with Northeastern. Roy led the team in goals, points and plus/minus (+12), and co-led in assists. Roy led the nation with 17 points during the month of February and was named Hockey Commissioners' Association National Division I Player of the Month.

• **Grant Besse** finished his sophomore season with 11-11=22 points in 32 games, leading the team in goals and scoring and ranking second in assists.

North American Prospects – Juniors

Player/Draft Info	POS	Team	League	GP	G	A	PTS	PIM	+/-
Kenton Helgesen	LW	Calgary	WHL	67	21	24	45	51	+17
<i>2012, Seventh Round, 187th Overall</i>									
Nick Ritchie	LW	Sault Ste. Marie	OHL	23	15	15	30	44	+11
	LW	Peterborough	OHL	25	14	18	32	69	-10
<i>2014, First Round, 10th Overall</i>									
Shea Theodore	D	Seattle	WHL	43	13	35	48	16	+17
<i>2013, First Round, 26th Overall</i>									
Matt Berkovitz	D	Green Bay	USHL	21	0	3	3	6	-3
	D	Sioux City	USHL	20	0	0	0	12	-1
<i>2014, Fifth Round, 123rd Overall</i>									

Notes:

- **Shea Theodore** led Seattle in plus/minus with a +17 rating and ranked third on the team in scoring with 13-35=48 points in 43 games. This season, Theodore became Seattle's all-time leader in goals (58) and points (212) by a defenseman over 257 career games and ranks second in franchise history in career assists (154). Theodore was named the Western Conference's selection for the 2014-15 WHL Defenseman of the Year Award. He also made his second-straight appearance on the conference's First All-Star Team.
- **Nick Ritchie** started the season with Peterborough, collecting 14-18=32 points in 25 games before being traded to Sault Ste. Marie where he collected 15-15=30 points in 23 games.
- **Kenton Helgesen** recorded 21-24=45 points in 67 contests this season. Helgesen ranked tied for third on the team in PPG (7) and SHG (2).

European Prospects

Player/Draft Info	POS	Team	League	GP	G	A	PTS	PIM	+/-
Miro Aaltonen	C	Espoo	Liiga	57	16	21	37	14	+12
<i>2013, Sixth Round, 177th Overall</i>									
Nick Sorensen	RW	Skellefteå AIK	SHL	14	1	3	4	4	+5
<i>2013, Second Round, 45th Overall</i>									
Ondrej Kase	LW	KLH Chomutov	Czech1	37	7	14	21	8	+16
		KLH Chomutov	U20	3	1	7	8	0	+5
<i>2014, Seventh Round, 205th Overall</i>									
Marcus Pettersson	D	Vita Hasten	Allsvenskan	10	2	2	4	16	+5
		Skellefteå AIK	SHL	14	0	0	0	0	-1
		Skellefteå AIK	J20	20	2	8	10	20	-4
<i>2014, Second Round, 38th Overall</i>									

Notes:

- **Miro Aaltonen** collected 16-21=37 points in 57 games with Espoo. Aaltonen ranked second on the team in PPG (8), third in goals and assists, and tied for third in scoring.
- **Ondrej Kase** started the season with the U20 league, collecting 1-7=8 points in three games before moving into the Czech 1 league where he collected 7-14=21 points in 37 contests.

ANAHEIM DUCKS PLAYOFF RECORDS

INDIVIDUAL

MOST GOALS

Career	35	Teemu Selanne, 1996-01 & 2005-14 (96 games)
Playoff Season	10	Andy McDonald, 2007 (21 games)
Series	6	Joffrey Lupul, 2006 CSF vs. COL (4 games); Teemu Selanne, 2011 CQF vs. NSH (6 games)
Game	4	Joffrey Lupul, Game 3 of CSF, May 9, 2006 @ COL
Period	2	Eight times: Paul Kariya, second period of Game 3 of WCF, May 14, 2003 vs. MIN; Steve Rucchin, first period of Game 6 of SCF, June 7, 2003 vs. NJ; Joffrey Lupul, second period of Game 3 of CSF, May 9, 2006 @ COL; Andy McDonald (twice), first period of Game 1 of CSF, Apr. 25, 2007 vs. VAN & first period of Game 4 of SCF, June, 4, 2007 @ OTT; Bobby Ryan, second period of Game 4 of CQF, April 23, 2009; Teemu Selanne, second period of Game 3 of CQF, Apr. 17, 2011 vs. NSH; Devante Smith-Pelly, second period of Game 5 of CSF, May 12, 2014 vs. LA

MOST ASSISTS

Career	49	Ryan Getzlaf, 2005-14 (81 games)
Playoff Season	14	Ryan Getzlaf, 2009 (13 games)
Series	8	Ryan Getzlaf, 2009 CSF vs. DET (7 games)
Game	3	Four times: Steve Rucchin, Game 1 of CQF, Apr. 21, 1999 @ DET; Petr Sykora, Game 2 of CSF, Apr. 26, 2003 @ DAL; Dustin Penner, Game 3 of CSF, May 9, 2006 @ COL; Chris Kunitz, Game 1 of CSF, Apr. 25, 2007 vs. VAN
Period	3	Chris Kunitz, first period of Game 1 of CSF, Apr. 25, 2007 vs. VAN

MOST POINTS

Career	74	Ryan Getzlaf (25-49=74), 2005-14 (81 games)
Playoff Season	18	Ryan Getzlaf (4-14=18), 2009 (13 games)
Series	10	Two times: Corey Perry (5-5=10), 2009 CSF vs. DET (7 games); Ryan Getzlaf (2-8=10), 2009 CSF vs. DET (7 games)
Game	4	Two times: Joffrey Lupul (4-0=4), Game 3 of CSF, May 9, 2006 @ COL; Andy McDonald (3-1=4), Game 1 of CSF, Apr. 25, 2007 vs. VAN
Period	3	Three times: Teemu Selanne (1-2=3), second period of Game 1 of CSF, May 5, 2006 vs. COL; Chris Kunitz (0-3=3), first period of Game 1 of CSF, Apr. 25, 2007 vs. VAN; Andy McDonald (2-1=3), first period of Game 1 of CSF, Apr. 25, 2007 vs. VAN

MOST GAMES

Career	96	Teemu Selanne, 1996-01 & 2005-14
Playoff Season	21	16 players in 2003 & 11 players in 2007

MOST SHOTS

Career	274	Teemu Selanne, 1996-01 & 2005-14 (96 games)
Playoff Season	64	Andy McDonald, 2007 (21 games)
Series	40	Paul Kariya, 1997 CQF vs. PHX (7 games)
Game	11	Paul Kariya, Game 2 of CSF, May 4, 1997 @ DET
Period	5	Three times: last, Andy McDonald, in second period of Game 4 of CQF, Apr. 27, 2006 vs. CGY

MOST PENALTY MINUTES

Career	124	Corey Perry, 2005-14 (74 games)
Playoff Season	39	Rob Niedermayer, 2007 (21 games)
Series	36	Patrick Maroon, 2014 CQF vs. DAL (6 games)
Game	20	Brad May, Game 4 of CQF, Apr. 17, 2007 @ MIN
Period	20	Brad May, third period of Game 4 of CQF on Apr. 17, 2007 @ MIN

LONGEST PLAYOFF SCORING STREAKS

Point Streak	8 gms	Ryan Getzlaf (2-12=14), Apr. 21-May 7, 2009
Goal Streak	4 gms	Corey Perry (4-1=5), Apr. 23-May 1, 2009; Teemu Selanne (5-0=5), Apr. 13-20, 2011
Assist Streak	8 gms	Ryan Getzlaf (2-12=14), Apr. 21-May 7, 2009

MOST GOALS - ROOKIE

Playoff Season	5	Bobby Ryan, 2009
Series	5	Bobby Ryan, 2009 CQF vs. SJ (6 games)
Game	2	Bobby Ryan, Game 4 of the CQF, Apr. 23, 2009 vs. SJ; Dustin Penner, Game 4 of the WCF, May 25, 2006 @ EDM; Francois Beauchemin, Game 3 of the CQF, Apr. 25, 2006 vs. CGY

MOST ASSISTS - ROOKIE

Playoff Season	6	Dustin Penner and Francois Beauchemin, 2006
Series	5	Dustin Penner, 2006 CSF vs. COL (4 games)
Game	3	Dustin Penner, Game 3 of the CSF, May 9, 2006 @ COL

MOST POINTS - ROOKIE

Playoff Season	9	Dustin Penner and Francois Beauchemin, 2006
Series	6	Dustin Penner, 2006 CSF vs. COL (4 games)
Game	3	Dustin Penner, Game 3 of the CSF, May 9, 2006 @ COL

MOST GAMES - ROOKIE

Playoff Season	21	Dustin Penner, 2007; Stanislav Chistov and Kurt Sauer, 1999
----------------	----	-------------------------------------------------------------

MOST SHOTS - ROOKIE

Playoff Season	49	Bobby Ryan, 2009
Series	26	Bobby Ryan, 2009 CSF vs. DET (7 games)
Game	7	Bobby Ryan, Game 3 of the CQF, Apr. 21, 2009 vs. SJ

MOST PENALTY MINUTES - ROOKIE

Playoff Season	38	Patrick Maroon, 2014
Series	36	Patrick Maroon, 2014 CQF vs. DAL (6 games)
Game	15	Mike Brown, Game 1 of the CSF, May 1, 2009 @ DET

LONGEST PLAYOFF SCORING STREAKS - ROOKIE

Point Streak	3 gms	Bobby Ryan (4-0=4), Apr. 19-23, 2009; Dustin Penner (1-5=6), May 7-11, 2006
Goal Streak	3 gms	Bobby Ryan (4-0=4), Apr. 19-23, 2009
Assist Streak	3 gms	Dustin Penner (1-5=6), May 7-11, 2006

MOST MINUTES PLAYED (GOALIES)

Career	3167	Jean-Sebastien Giguere, 2003-09 (52 games)
Playoff Season	1407	Jean-Sebastien Giguere, 2003 (21 games)
Series	442	Jonas Hiller, 2009 CSF vs. DET (7 games)
Game	140:48	Jean-Sebastien Giguere, Game 1 of CSF, Apr. 24, 2003 vs. DAL (5 OT)

MOST SHUTOUTS

Career	6	Jean-Sebastien Giguere, 2003-09 (52 games)
Playoff Season	5	Jean-Sebastien Giguere, 2003 (21 games)
Series	3	Jean-Sebastien Giguere, 2003 WCF vs. MIN (4 games)

MOST SAVES

Career	1363	Jean-Sebastien Giguere, 2003-09 (52 games)
Playoff Season	659	Jean-Sebastien Giguere, 2003 (21 games)
Series	274	Jonas Hiller, 2009 CSF vs. DET (7 games)
Game	70	Mikhail Shtalenkov, Game 4 of CSF, May 8, 1997 vs. DET (2 OT)
Period	21	Mikhail Shtalenkov, second period of Game 3 of CSF, May 6, 1997 vs. DET
Overtime	20	Jean-Sebastien Giguere, first OT period of Game 1 of CQF, Apr. 10, 2003 @ DET

MOST SHOTS FACED

Career	1473	Jean-Sebastien Giguere, 2003-09 (52 games)
Playoff Season	697	Jean-Sebastien Giguere, 2003 (21 games)
Series	294	Jonas Hiller, 2009 CSF vs. DET (7 games)
Game	73	Mikhail Shtalenkov, Game 4 of CSF, May 8, 1997 vs. DET (2 OT)
Period	23	Mikhail Shtalenkov, second period of Game 3 of CSF, May 6, 1997 vs. DET
Overtime	20	Jean-Sebastien Giguere, first OT period of Game 1 of CQF, Apr. 10, 2003 @ DET

LOWEST GOALS-AGAINST AVERAGE

Career	1.68	Ilya Bryzgalov, 2005-07 (16 games)
Playoff Season	1.46	Ilya Bryzgalov, 2006 (11 games)
Series	0.22	Jean-Sebastien Giguere, 2003 WCF vs. MIN (4 games)

HIGHEST SAVE PERCENTAGE

Career	.937	Ilya Bryzgalov, 2005-07 (16 games)
Playoff Season	.945	Jean-Sebastien Giguere, 2003 (21 games)
Series	.992	Jean-Sebastien Giguere, 2003 WCF vs. MIN (4 games), stopped 122-of-123 shots

GOALTENDING STREAKS

Most consecutive games played	21	Jean-Sebastien Giguere, Apr. 10, 2003-June 9, 2003
Most consecutive starts	21	Jean-Sebastien Giguere, Apr. 10, 2003-June 9, 2003
Most consecutive shutouts	3	Two times: Jean-Sebastien Giguere, Game 1 of WCF on May 10, 2003 @ MIN, Game 2 of WCF on May 12, 2003 @ MIN, Game 3 of WCF on May 14, 2003 vs. MIN; Ilya Bryzgalov, Game 7 of CQF on May 3, 2006 vs. CGY, Game 1 of CSF on May 5, 2006 vs. COL, Game 2 of CSF on May 7, 2006 vs. COL
Longest winning streak	6 gms	Two times: Jean-Sebastien Giguere, Apr. 10-26, 2003; Ilya Bryzgalov, May 1-11, 2006
Longest losing streak	3 gms	Four times: last, Ilya Bryzgalov, May 19-23, 2006
Longest shutout sequence	249:15	Ilya Bryzgalov, Game 7 of CQF on May 3, 2006 vs. CGY through Game 2 of CSF on May 7, 2006 vs. COL, spanning five games

ANAHEIM DUCKS PLAYOFF RECORDS



TEAM

MOST GOALS

Playoff Season	58	2007 (21 games)
Series	21	2013 CQF vs. DET (7 games)
Game	6	Four: Game 4 of WCF, May 25, 2006 @ EDM; Game 5 of SCF, June 6, 2007 vs. OTT; Game 4 of CQF, Apr. 20, 2011 @ NSH; Game 5 of CQF, April 26, 2014 vs. DAL
Period	4	Two times: second period of Game 1 of CSF, May 5, 2006 vs. COL; third period of Game 3 of WCF, May 23, 2006 @ EDM

MOST SHOTS

Playoff Season	698	2007 (21 games)
Series	225	2013 CQF vs. DET (7 games)
Game	63	Game 5 of CSF, May 3, 2007 vs. VAN
Period	25	First period of Game 4 of WCF, May 25, 2006 @ EDM
Overtime Period	13	First OT period of Game 2 of CSF, May 4, 1997 @ DET

MOST PENALTY MINUTES

Playoff Season	399	2007 (21 games)
Series	175	2014 CQF vs. DAL (6 games)
Game	57	Game 5 of CQF, Apr. 25, 2014 vs. DAL
Period	48	Third period of Game 4 of CQF, Apr. 17, 2007 @ MIN

FEWEST SHOTS

Playoff Season	115	1999 (4 games)
Series	108	2003 WCF vs. MIN (4 games)
Game	14	Game 4 of CSF, May 10, 2004 @ LA
Period	0	Second period of Game 4 of CSF, May 10, 2014 @ LA
Overtime Period	0	First OT period of Game 1 of CSF, May 2, 1997 @ DET; First OT period of Game 5 of CQF, Apr. 22, 2011 vs. NSH; First OT Period of Game 2 of CQF, May 2, 2013 vs DET; First OT Period of Game 6 of CQF, May 10, 2013 vs. DET

OPPONENTS INDIVIDUAL PLAYOFF RECORDS

MOST GOALS

Series	6	Three times: Keith Tkachuk, 1997 CQF vs. PHX (7 games); Johan Franzen, 2009 CSF vs. DET (7 games); Marian Gaborik, 2014 CSF vs. LA (7 games)
Game	3	Steve Yzerman, Game 1 of CQF, Apr. 21, 1999 @ DET
Period	2	Nine times: last, Marian Hossa, second period of Game 4 of CSF, May 7, 2009 vs. DET

MOST ASSISTS

Series	8	Anze Kopitar, 2014 CSF vs. LA (7 games)
Game	3	Four times: last, Anze Kopitar, Game 1 of CSF, May 3, 2014 vs. LA
Period	3	Mikael Samuelsson, Game 6 of WCF, May 22, 2007 vs. DET

MOST POINTS

Series	10	Twice: Henrik Zetterberg (3-7=10), 2009 CSF vs. DET (7 games); Marian Gaborik, (7-3=10), 2014 CSF vs. LA (7 games)
Game	3	Several times
Period	3	Two times: last, Mikael Samuelsson (0-3=3), third period of Game 6 of WCF, May 22, 2007 vs. DET

MOST SHOTS

Series	37	Keith Tkachuk, 1997 CQF vs. PHX (7 games)
Game	13	Nicklas Lidstrom, Game 4 of CSF, May 8, 1997 vs. DET (2 OT)
Period	6	Nicklas Lidstrom, second period of Game 3 of CSF, May 6, 1997 vs. DET

MOST PENALTY MINUTES

Series	29	Dan Hinote, 2006 CSF vs. COL (4 games)
Game	27	Dan Hinote, Game 1 of CST, May 5, 2006 vs. COL
Period	27	Dan Hinote, third period of Game 1 of CSF, May 5, 2006 vs. COL

MOST MINUTES PLAYED (GOALIES)

Series	459	Chris Osgood, 2007 CSF vs. DET (7 games)
Game	140:48	Marty Turco, Game 1 of CSF, Apr. 24, 2003 @ DAL (5 OT)

MOST SHUTOUTS

Series	3	Martin Brodeur, 2003 SCF vs. NJ
--------	---	---------------------------------

MOST SAVES

Series	207	Nikolai Khabibulin, 1997 CQF vs. PHX (7 games)
Game	56	Roberto Luongo, Game 5 of CSF, May 3, 2007 vs. VAN (2 OT)
Period	22	Dwayne Roloson, first period of Game 4 of WCF, May 25, 2006 @ EDM
Overtime Period	13	Mike Vernon, first OT period of Game 2 of CSF, May 4, 1997 @ DET

MOST SHOTS FACED

Series	225	Jimmy Howard, 2013 CQF vs. DET (7 games)
Game	58	Roberto Luongo, Game 5 of CSF, May 3, 2007 vs. VAN (2 OT)
Period	25	Dwayne Roloson, first period of Game 4 of WCF, May 25, 2006 @ EDM
Overtime Period	13	Mike Vernon, first OT period of Game 2 of CSF, May 4, 1997 @ DET

LOWEST GOALS-AGAINST-AVERAGE

Series	1.37	Manny Fernandez, 2003 WCF vs. MIN (3 games)
--------	------	---------------------------------------------

OPPONENTS TEAM RECORDS

MOST GOALS

Series	22	2009 CSF vs. DET (7 games); 2011 CQF vs. NSH (6 games)
Game	6	Three times: Game 5 of SCF, June 5, 2003 @ NJ; Game 4 of CSF, May 7, 2009 vs. DET; Game 7 of CSF, May 16, 2014 vs. LA
Period	4	Three times: first period of Game 2 of CQF, Apr. 23, 1999 @ DET; third period of Game 3 of WCF, May 23, 2006 @ EDM; third period of Game 6 of CQF, Apr. 20, 2008 @ DAL

MOST SHOTS

Series	294	2009 CSF vs. DET (7 games)
Game	73	Game 4 of CSF, May 8, 1997 vs. DET (2 OT)
Period	23	Second period of Game 3 of CSF, May 6, 1997 vs. DET
Overtime Period	20	First OT period of Game 1 of CQF, Apr. 10, 2003 @ DET

MOST PENALTY MINUTES

Series	153	2014 CQF vs. DAL (6 games)
Game	64	Game 5 of CQF, April 25, 2014 vs. DAL
Period	33	Third period of Game 5 of CQF, April 25, 2014 vs. DAL

FEWEST SHOTS

Series	101	2007 SCF vs. OTT (5 games)
Game	13	Game 5 of SCF, June 6, 2007 vs. OTT
Period	3	Five times: last, third period of Game 4 of CQF, Apr. 20, 2011 @ NSH
Overtime Period	0	Three times: Game 4 of CQF, Apr. 27, 2006 vs. CGY; Game 4 of CSF, May 1, 2007 @ VAN; Game 2 of CSF, May 3, 2009 @ DET (3OT)

TWO-TEAM SINGLE-GAME HIGHS & LOWS

MOST GOALS

Game	9	Seven times: Game 5 of SCF, ANA (3) @ NJ (6), June 5, 2003; Game 3 of WCF, ANA (4) @ EDM (5), May 23, 2006; Game 4 of WCF, ANA (6) @ EDM (3), May 25, 2006; Game 4 of CSF, ANA (3) vs. DET (6), May 7, 2009; Game 4 of CQF, ANA (6) @ NSH (3), Apr. 20, 2011; Game 2 of CQF, ANA (4) vs. DET (5), May 2, 2013; Game 6 of CQF, ANA (5) @ DAL (4), April 27, 2014
Period	8	Third period of Game 4 of WCF, ANA (4) @ EDM (4), May 23, 2006

MOST SHOTS

Game	122	Game 2 of CSF, ANA (51) vs. DET (71), May 4, 1997 (3 OT)
Period	33	Three times: second period of Game 5 of CQF, ANA (22) vs. MIN (11), Apr. 19, 2007; second period of Game 2 of CSF, ANA (17) vs. VAN (16), Apr. 27, 2007; second period of Game 4 of CSF, DET (20) vs. ANA (13), May 7, 2009
Overtime Period	26	Two times: first and second periods of Game 2 of CSF, May 4, 1997 @ DET

MOST PENALTY MINUTES

Game	121	Game 5 of CQF, DAL (64) vs. ANA (57), Apr. 25, 2014
Period	68	Third period of Game 5 of CQF, DAL (33) vs. ANA (35), Apr. 25, 2014

FEWEST GOALS

Game	1	Four times: Game 4 of CSF, ANA (1) vs. DAL (0), Apr. 30, 2003; Game 1 of WCF, ANA (1) @ MIN (0), May 10, 2003 (2 OT); Game 4 of SCF, ANA (1) vs. NJ (0), June 2, 2003 (OT); Game 2 of SCF, ANA (1) vs. OTT (0), May 30, 2007
------	---	------------------------------------------------------------------------------------------------------------------------------------------------------------------------------------------------------------------------------

ANAHEIM DUCKS PLAYOFF RECORDS

FEWEST SHOTS

Game	31	Game 5 of SCF, ANA (18) vs. OTT (13), June 6, 2007
Period	8	Two times: second period of Game 2 of SCF, ANA (2) @ NJ (6), May 29, 2003; first period of Game 5 of SCF, ANA (5) vs. OTT (3), June 6, 2007
Overtime Period	1	Four times: first OT period of Game 2 of SCF, ANA (0) @ DET (1), May 2, 1997; fifth OT period of Game 1 of CSF, ANA (1) @ DAL (0), Apr. 24, 2003; first OT period in Game 2 of CSF, ANA (1) @ DAL (0), Apr. 26, 2003; first OT period of Game 4 of CQF, ANA (3) vs. CGY (2), Apr. 27, 2006; first OT period of Game 5 of CQF, ANA (5) @ DAL (4), April 27, 2014

FEWEST POWER PLAY OPPORTUNITIES

Game	3	Five times: Game 7 of CQF, ANA (0-2) vs. PHX (0-1), Apr 29, 1997; Game 1 of SCF, ANA (0-2) @ NJ (1-1), May 27, 2003; Game 7 of SCF, ANA (0-1) @ NJ (0-2), June 9, 2003; Game 6 of CQF, ANA (0-0) @ DET (1-3), May 10, 2013; Game 3 of CSF, ANA (2-2) @ LA (1-1), May 8, 2014
------	---	------------------------------------------------------------------------------------------------------------------------------------------------------------------------------------------------------------------------------------------------------------------------------

FEWEST PENALTY MINUTES

Game	6	Four times: Game 7 of CQF, ANA (2) vs. PHX (4), Apr. 29, 1997; Game 1 of SCF, ANA (2) @ NJ (4), May 27, 2003; Game 7 of SCF, ANA (4) @ NJ (2), June 9, 2003; Game 6 of CQF, ANA (6) @ DET (0), May 10, 2013
------	---	-------------------------------------------------------------------------------------------------------------------------------------------------------------------------------------------------------------

ANAHEIM DUCKS ALL-TIME PLAYOFF OVERTIME GOALS

OTG

#	DATE	RESULT	PLAYER	GOALTENDER
1.	Apr. 27, 1997	ANA 3 @ PHX 2 (OT)	Paul Kariya	Nikolai Khabibulin
2.	Apr. 10, 2003	ANA 2 @ DET 1 (3 OT)	Paul Kariya	Curtis Joseph
3.	Apr. 16, 2003	ANA 3 vs. DET 2 (OT)	Steve Rucchin	Curtis Joseph
4.	Apr. 24, 2003	ANA 4 @ DAL 3 (5 OT)	Petr Sykora	Marty Turco
5.	Apr. 26, 2003	ANA 3 @ DAL 2 (OT)	Mike Leclerc	Marty Turco
6.	May 10, 2003	ANA 1 @ MIN 0 (2 OT)	Petr Sykora	Manny Fernandez
7.	May 31, 2003	ANA 3 vs. NJ 2 (OT)	Ruslan Salei	Martin Brodeur
8.	June 2, 2003	ANA 1 vs. NJ 0 (OT)	Steve Thomas	Martin Brodeur
9.	Apr. 27, 2006	ANA 3 vs. CGY 2 (OT)	Sean O'Donnell	Miikka Kiprusoff
10.	May 9, 2006	ANA 4 @ COL 3 (OT)	Joffrey Lupul	Jose Theodore
11.	May 1, 2007	ANA 3 @ VAN 2 (OT)	Travis Moen	Roberto Luongo
12.	May 3, 2007	ANA 2 vs. VAN 1 (2 OT)	Scott Niedermayer	Roberto Luongo
13.	May 13, 2007	ANA 4 @ DET 3 (OT)	Scott Niedermayer	Dominik Hasek
14.	May 20, 2007	ANA 2 @ DET 1 (OT)	Teemu Selanne	Dominik Hasek
15.	May 3, 2009	ANA 4 @ DET 3 (3 OT)	Todd Marchant	Chris Osgood
16.	May 8, 2013	ANA 3 vs. DET 2 (OT)	Nick Bonino	Jimmy Howard
17.	Apr. 27, 2014	ANA 5 @ DAL 4 (OT)	Nick Bonino	Kari Lehtonen

ALL-TIME PLAYOFF OVERTIME GOALS BY CURRENT ANAHEIM PLAYERS

DATE	RESULT	PLAYER	GOALTENDER
May 3, 2011	VAN 3 @ NSH 2 (OT)	Ryan Kesler	Pekka Rinne

ANAHEIM DUCKS ALL-TIME PLAYOFF GAME-BY-GAME

2014 Anaheim Ducks Playoff Game-by-Game

Date	Team	W/L/OT	Record	GF-GA	Scorers	W Goal	PP	PK	SF-SA	W - L Gldr	Attend.
04/16/2014	Dallas	W	01-00	4-3	21,15,22P,39P	39	2-5	4-5	35-35	31-32	17,294+
04/18/2014	Dallas	W	02-00	3-2	15,10,7S	7	0-3	5-6	19-36	31-32	17,426+
04/21/2014	@ Dallas	L	02-01	0-3		14	0-5	3-3	37-22	32-31	19,120
04/23/2014	@ Dallas	L	02-02	2-4	55,62	20	0-3	3-3	23-26	32-31	18,962
04/25/2014	Dallas	W	03-02	6-2	13P,67P,22P,33,15,10P	22	4-6	7-7	23-36	31-32	17,334+
04/27/2014	@ Dallas	W*	04-02	5-4	77P,6,13,77,13	13	1-4	4-5	30-24	1-32	19,323
05/03/2014	Los Angeles	L*	04-03	2-3	39,8	12	0-4	3-4	35-36	32-1	17,393+
05/05/2014	Los Angeles	L	04-04	1-3	62P	27	1-4	3-3	37-17	32-1	17,281+
05/08/2014	@ Los Angeles	W	05-04	3-2	10P,8P,6	6	2-2	0-1	22-31	1-32	18,622
05/10/2014	@ Los Angeles	W	06-04	2-0	77,15P	77	1-3	4-4	14-28	36-32	18,489
05/12/2014	Los Angeles	W	07-04	4-3	13,77P,77,33	33	1-3	2-3	24-42	36-32	17,233+
05/14/2014	@ Los Angeles	L	07-05	1-2	21	22	0-5	4-4	22-23	32-36	18,519
05/16/2014	Los Angeles	L	07-06	2-6	21,10	10	0-3	3-5	27-30	32-36	17,395+

2013 Anaheim Ducks Playoff Game-by-Game

Date	Team	W/L/OT	Record	GF-GA	Scorers	W Goal	PP	PK	SF-SA	W - L Gldr	Attend.
04/30/2013	Detroit	W	01-00	3-1	13p,8p,23	8	2-4	3-4	27-22	1-35	17,200
05/02/2013	Detroit	L*	01-01	4-5	11p,15,51,9	14	1-5	3-6	32-32	35-1	17,182
05/04/2013	@ Detroit	W	02-01	4-0	13p,15s,65,39p	13	2-6	6-6	29-23	1-35	20,066
05/06/2013	@ Detroit	L*	02-02	2-3	39,20	24	0-3	1-1	33-49	35-1	20,066
05/08/2013	Detroit	W*	03-02	3-2	15,15p,13	13	1-3	2-3	34-31	1-35	17,395
05/10/2013	@ Detroit	L*	03-03	3-4	51,65,9	40	0-0	2-3	37-29	35-1	20,066
05/12/2013	Detroit	L	03-04	2-3	65,23	51	1-4	2-2	33-32	35-1	17,412

2011 Anaheim Ducks Playoff Game-by-Game

Date	Team	W/L/OT	Record	GF-GA	Scorers	W Goal	PP	PK	SF-SA	W - L Gldr	Attend.
04/13/2011	Nashville	L	00-01	1-4	8p	26	1-5	1-5	28-30	35-38	17,174
04/15/2011	Nashville	W	01-01	5-3	10p,8p,9,15,9	15	2-5	2-6	28-34	29-35	17,174
04/17/2011	@ Nashville	L	01-02	3-4	8p,8,39	12	1-2	1-5	16-37	35-29	17,113
04/20/2011	@ Nashville	W	02-02	6-3	4p,11,8p,10s,15,64	10	2-6	1-5	38-22	29-35	17,113
04/22/2011	Nashville	L*	02-03	3-4	33p,9,33	25	1-2	0-2	26-37	35-29	17,385
04/24/2011	@ Nashville	L	02-04	2-4	8,33p	13	1-2	1-4	27-30	35-29	17,113

2009 Anaheim Ducks Playoff Game-by-Game

Date	Team	W/L/OT	Record	GF-GA	Scorers	W Goal	PP	PK	SF-SA	W - L Gldr	Attend.
04/16/2009	@ San Jose	W	01-00	2-0	27p,15	27	1-4	0-6	17-35	1-20	17,496
04/19/2009	@ San Jose	W	02-00	3-2	9p,48,18	18	1-2	0-6	26-44	1-20	17,496
04/21/2009	San Jose	L	02-01	3-4	9p,34,25	12	1-4	2-3	30-35	20-1	16,277
04/23/2009	San Jose	W	03-01	4-0	9,9,10,18	9	0-4	0-2	26-31	1-20	16,830
04/25/2009	@ San Jose	L*	03-02	2-3	20,10	12	0-3	1-3	25-48	20-1	17,496
04/27/2009	San Jose	W	04-02	4-1	10p,8p,23,15	8	2-5	1-4	32-37	1-20	17,174
05/01/2009	@ Detroit	L	04-03	2-3	10,8p	5	1-3	2-6	24-37	30-1	20,066
05/03/2009	@ Detroit	W*	05-03	4-3	15,25p,20p,22	22	2-4	1-3	46-62	1-30	20,066
05/05/2009	Detroit	W	06-03	2-1	8,27p	27	1-4	1-5	23-46	1-30	17,174
05/07/2009	Detroit	L	06-04	3-6	10,10,27p	81	1-3	1-5	28-40	30-1	17,601
05/10/2009	@ Detroit	L	06-05	1-4	19p	26	1-3	0-3	17-38	30-1	20,066
05/12/2009	Detroit	W	07-05	2-1	15p,10	10	1-5	1-4	28-39	1-30	17,174
05/14/2009	@ Detroit	L	07-06	3-4	8,10p,9	11	1-5	1-5	27-40	20-1	20,066

2008 Anaheim Ducks Playoff Game-by-Game

Date	Team	W/L/OT	Record	GF-GA	Scorers	W Goal	PP	PK	SF-SA	W - L Gldr	Attend.
04/10/2008	Dallas	L	00-01	0-4	-	29	0-3	4-7	23-37	35-35	17191+
04/12/2008	Dallas	L	00-02	2-5	8p,32	9	1-6	2-6	22-30	35-35	17181+
04/15/2008	@ Dallas	W	01-02	4-2	22,15,25p,25p	25	2-4	2-7	15-33	35-35	18532
04/17/2008	@ Dallas	L	01-03	1-3	11	14	0-5	0-6	28-20	28-20	18532
04/18/2008	Dallas	W	02-03	5-2	10,15p,8p,21,22	8	2-3	0-7	32-42	35-35	17199+
04/20/2008	@ Dallas	L	02-04	1-4	10	14	0-3	2-5	18-26	35-35	18532

ANAHEIM DUCKS ALL-TIME PLAYOFF GAME-BY-GAME

2007 Anaheim Ducks Playoff Game-by-Game

Date	Team	W/L/OT	Record	GF-GA	Scorers	W Goal	PP	PK	SF-SA	W - L Gldr	Attend.
04/11/2007	Minnesota	W	01-00	2-1	8,17	17	0-3	0-4	34-25	30-32	17180+
04/13/2007	Minnesota	W	02-00	3-2	23p,23p,15s	15	2-4	0-6	25-32	30-32	17324+
04/15/2007	@ Minnesota	W	03-00	2-1	19p,44	44	1-4	1-5	19-20	30-32	19224
04/17/2007	@ Minnesota	L	03-01	1-4	25p	10	1-4	1-7	29-40	32-30	19174
04/19/2007	Minnesota	W	04-01	4-1	25,15p,10,32	15	1-4	0-5	39-27	35-32	17318+
04/25/2007	Vancouver	W	05-01	5-1	19p,8,19,15,19p	8	2-9	0-7	37-27	35-1	17250+
04/27/2007	Vancouver	L*	05-02	1-2	32	20	0-7	0-5	44-49	1-35	17392+
04/29/2007	@ Vancouver	W	06-02	3-2	17,23p,10p	10	2-5	1-8	24-26	35-1	18630
05/01/2007	@ Vancouver	W*	07-02	3-2	25,8,32	32	0-8	0-3	30-26	35-1	18630
05/03/2007	Vancouver	W*	08-02	2-1	26,27	27	0-7	0-6	63-27	35-1	17407+
05/11/2007	@ Detroit	L	08-03	1-2	14	96	0-7	2-4	32-19	39-35	19939
05/13/2007	@ Detroit	W*	09-03	4-3	44,19,32,27	27	0-5	2-7	33-27	35-39	19620
05/15/2007	Detroit	L	09-04	0-5	-	93	0-4	8-9	29-28	39-35	17358+
05/17/2007	Detroit	W	10-04	5-3	10,5p,8,15p,44	15	2-5	2-6	23-39	35-39	17375+
05/20/2007	@ Detroit	W*	11-04	2-1	27p,8	8	1-5	0-7	26-37	35-39	20003
05/22/2007	Detroit	W	12-04	4-3	44s,10,15p,26	26	1-4	2-7	29-29	35-39	17380+
05/28/2007	Ottawa	W	13-04	3-2	19,15,32	32	0-4	2-7	32-20	35-1	17274+
05/30/2007	Ottawa	W	14-04	1-0	26	26	0-4	0-4	31-16	35-1	17258+
06/02/2007	@ Ottawa	L	14-05	3-5	19p,10,15	37	1-3	1-7	22-29	1-35	20500
06/04/2007	@ Ottawa	W	15-05	3-2	19,19,17	17	0-3	1-4	21-23	35-1	20500
06/06/2007	Ottawa	W	16-05	6-2	19p,44,32,23p,32,10	32	2-6	0-3	18-13	35-1	17372+

2006 Mighty Ducks of Anaheim Playoff Game-by-Game

Date	Team	W/L/OT	Record	GF-GA	Scorers	W Goal	PP	PK	SF-SA	W - L Gldr	Attend.
04/21/2006	@ Calgary	L*	00-01	1-2	12	25	0-5	0-5	34-40	34-30	19289
04/23/2006	@ Calgary	W	01-01	4-3	38,27s,15,26	26	0-6	2-12	20-25	35-34	19289
04/25/2006	Calgary	L	01-02	2-5	23p,23p	19	2-9	3-7	29-24	34-35	17174+
04/27/2006	Calgary	W*	02-02	3-2	51,13p,21	21	1-7	0-6	30-27	35-34	17174+
04/29/2006	@ Calgary	L	02-03	2-3	19p,44p	12	2-6	1-4	28-27	34-35	19289
05/01/2006	Calgary	W	03-03	2-1	13,27p	27	1-9	0-5	30-22	30-34	16594
05/03/2006	@ Calgary	W	04-03	3-0	13,24,12	13	0-2	0-4	32-22	30-34	19289
05/05/2006	Colorado	W	05-03	5-0	26,38,13,15p,32	26	1-5	0-5	34-29	30-60	17174+
05/07/2006	Colorado	W	06-03	3-0	51p,24,15	51	1-6	0-6	35-22	30-60	17294+
05/09/2006	@ Colorado	W*	07-03	4-3	15,15,15,15	15	0-5	0-8	39-29	30-60	18007
05/11/2006	@ Colorado	W	08-03	4-1	22,13,76,22	13	0-3	0-5	34-41	30-60	18007
05/19/2006	Edmonton	L	08-04	1-3	19p	83	1-8	1-5	32-26	35-30	17174+
05/21/2006	Edmonton	L	08-05	1-3	12	34	0-5	2-3	34-25	35-30	17264+
05/23/2006	@ Edmonton	L	08-06	4-5	21,13,38,22	34	0-7	2-8	38-22	35-30	16839
05/25/2006	@ Edmonton	W	09-06	6-3	76,76,51p,24,15,15	24	1-8	1-7	46-23	35-35	16839
05/27/2006	Edmonton	L	09-07	1-2	23p	14	1-11	0-6	33-25	35-35	17174+

2003 Mighty Ducks of Anaheim Playoff Game-by-Game

Date	Team	W/L/OT	Record	GF-GA	Scorers	W Goal	PP	PK	SF-SA	W - L Gldr	Attend.
04/10/2003	@ Detroit	W*	01-00	2-1	77,9	9	0-4	1-4	44-64	35-31	20058
04/12/2003	@ Detroit	W	02-00	3-2	23,10,32	32	0-3	0-2	23-36	35-31	20058
04/14/2003	Detroit	W	03-00	2-1	26,23	23	0-3	1-4	26-37	35-31	17174+
04/16/2003	Detroit	W*	04-00	3-2	9,10,20	20	0-4	0-4	27-34	35-31	17174+
04/24/2003	@ Dallas	W*	05-00	4-3	10,44s,20,39	39	0-3	0-3	54-63	35-35	18532
04/26/2003	@ Dallas	W*	06-00	3-2	77p,44,12	12	1-6	1-2	27-31	35-35	18532
04/28/2003	Dallas	L	06-01	1-2	20p	26	1-4	1-4	32-32	35-35	17174+
04/30/2003	Dallas	W	07-01	1-0	12p	12	1-5	0-5	22-28	35-35	17174+
05/03/2003	@ Dallas	L	07-02	1-4	9	14	0-6	0-2	15-25	35-35	18532
05/05/2003	Dallas	W	08-02	4-3	32p,23,24,8	8	1-3	1-3	26-29	35-35	17174+
05/10/2003	@ Minnesota	W*	09-02	1-0	39	39	0-1	0-5	26-39	35-35	19350
05/12/2003	@ Minnesota	W	10-02	2-0	34s,44s	34	0-3	0-3	22-24	35-30	19344
05/14/2003	Minnesota	W	11-02	4-0	20,9,23,9	20	0-4	0-4	32-35	35-30	17174+
05/16/2003	Minnesota	W	12-02	2-1	77p,77p	77	2-3	1-4	28-25	35-30	17174+
05/27/2003	@ New Jersey	L	12-03	0-3	-	12	0-2	0-1	16-30	30-35	19040
05/29/2003	@ New Jersey	L	12-04	0-3	-	26	0-3	1-4	16-25	30-35	19040
05/31/2003	New Jersey	W*	13-04	3-2	11,8,24	24	0-2	0-4	33-31	35-30	17174+
06/02/2003	New Jersey	W*	14-04	1-0	32	32	0-1	0-3	26-26	35-30	17174+
06/05/2003	@ New Jersey	L	14-05	3-6	39,20,26	20	0-1	0-4	23-37	30-35	19040
06/07/2003	New Jersey	W	15-05	5-2	20,20,32p,9,39	32	2-8	1-3	24-28	35-30	17174+
06/09/2003	@ New Jersey	L	15-06	0-3	-	16	0-1	0-2	24-25	30-35	19040



ANAHEIM DUCKS ALL-TIME PLAYOFF GAME-BY-GAME

1999 Mighty Ducks of Anaheim Playoff Game-by-Game

Date	Team	W/L/OT	Record	GF-GA	Scorers	W Goal	PP	PK	SF-SA	W - L Gltdr	Attend.
04/21/1999	@ Detroit	L	00-01	3-5	16p,9,8	17	1-5	1-6	29-37	30-35	19983
04/23/1999	@ Detroit	L	00-02	1-5	8p	14	1-5	3-9	31-36	30-31	19983
04/25/1999	Detroit	L	00-03	2-4	16p,23p	19	2-6	2-6	24-24	30-31	17,174+
04/27/1999	Detroit	L	00-04	0-3	-	96	0-4	1-2	31-38	30-31	17,174+

1997 Mighty Ducks of Anaheim Playoff Game-by-Game

Date	Team	W/L/OT	Record	GF-GA	Scorers	W Goal	PP	PK	SF-SA	W - L Gltdr	Attend.
04/16/1997	Phoenix	W	01-00	4-2	8p,9,8,9	8	1-3	1-5	29-31	31-35	17,174+
04/18/1997	Phoenix	W	02-00	4-2	15p,36p,36,8	36	2-7	1-3	35-38	31-35	17,174+
04/20/1997	@ Phoenix	L	02-01	1-4	9p	34	1-7	0-6	31-26	35-31	16210
04/22/1997	@ Phoenix	L	02-02	0-2	-	21	0-4	0-3	32-25	35-31	16210
04/24/1997	Phoenix	L	02-03	2-5	8,8p	27	1-2	0-2	32-24	35-31	17,174+
04/27/1997	@ Phoenix	W*	03-03	3-2	9p,23,9	9	1-4	1-5	39-21	35-31	16210
04/29/1997	Phoenix	W	04-03	3-0	33,20,14	33	0-2	0-1	26-31	35-31	17,174+
05/02/1997	@ Detroit	L*	04-04	1-2	9p	20	1-3	0-5	20-30	29-31	19983
05/04/1997	@ Detroit	L*	04-05	2-3	17,8	13	0-2	1-5	22-34	29-35	19983
05/05/1997	Detroit	L	04-06	3-5	9p,8p,13	91	2-3	2-5	23-49	29-35	17,174+
05/08/1997	Detroit	L*	04-07	2-3	14,23p	14	1-3	0-4	37-73	29-35	17,174+

* Overtime

ANAHEIM DUCKS 2014 PLAYOFF STATISTICS & NOTES

POS	NO.	Player	GP	AVG										
				TOI	G	A	P	+/-	PIM	PP	SH	GW	S	S%
C	15	Ryan Getzlaf	12	21:25	4	11	15	-2	10	1	0	0	32	12.5
R	10	Corey Perry	13	19:41	4	7	11	-2	19	2	0	0	38	10.5
C	13	Nick Bonino	13	17:44	4	4	8	+3	8	1	0	1	22	18.2
L	62	*Patrick Maroon	13	13:03	2	5	7	-2	38	1	0	0	21	9.5
C	7	Andrew Coglian	13	14:53	1	6	7	-2	8	0	1	1	17	5.9
R	8	Teemu Selanne	12	12:17	2	4	6	-2	4	1	0	0	24	8.3
R	77	Devante Smith-Pelly	12	14:41	5	0	5	-1	24	2	0	1	26	19.2
C	22	Mathieu Perreault	11	12:36	2	3	5	-4	18	2	0	1	15	13.3
L	39	Matt Beleskey	5	14:33	2	2	4	0	8	1	0	1	13	15.4
D	23	Francois Beauchemin	13	23:57	0	4	4	-4	2	0	0	0	15	0.0
D	4	Cam Fowler	13	23:51	0	4	4	+2	4	0	0	0	20	0.0
R	21	Kyle Palmieri	9	10:12	3	0	3	+1	14	0	0	0	12	25.0
D	6	Ben Lovejoy	13	19:38	2	0	2	+1	8	0	0	1	13	15.4
R	33	Jakob Silfverberg	13	14:55	2	0	2	-3	4	0	0	1	17	11.8
C	67	*Rickard Rakell	4	10:58	1	1	2	-2	0	1	0	0	2	50.0
D	47	*Hampus Lindholm	11	18:09	0	2	2	-2	0	0	0	0	6	0.0
D	55	Bryan Allen	13	18:20	1	0	1	-4	28	0	0	0	9	11.1
C	11	Saku Koivu	13	12:44	0	1	1	-3	8	0	0	0	5	0.0
L	34	Daniel Winnik	9	13:36	0	1	1	+1	2	0	0	0	11	0.0
D	45	*Sami Vatanen	5	20:14	0	1	1	-2	0	0	0	0	10	0.0
D	5	Luca Sbisa	2	14:20	0	1	1	-2	5	0	0	0	3	0.0
D	28	Mark Fistric	5	13:25	0	0	0	-1	6	0	0	0	4	0.0
D	19	Stephane Robidas	3	15:51	0	0	0	0	2	0	0	0	4	0.0
R	65	Emerson Etem	4	10:21	0	0	0	0	12	0	0	0	9	0.0

NO.	PLAYER	GPI	MIN	AVG	W	L	OT	SO	GA	SA	SV%	G	A	PIM
31	*Frederik Andersen	7	368	3.10	3	2	0	0	19	189	.899	0	0	0
1	Jonas Hiller	6	219	2.19	2	2	1	0	8	85	.906	0	0	0
36	*John Gibson	4	200	2.70	2	2	0	1	9	111	.919	0	0	0
ANA GOALTENDING TOTALS		13	794	2.79	7	6	1	1	37	386	.904	0	0	0

*=Rookie

The Anaheim Ducks entered the 2014 Stanley Cup Playoffs as the top seed in the Western Conference, having posted a franchise-best record of 54-20-8 during the regular season...the Ducks set season records for standings points (116), wins (54) and win/points percentage (.707), and led the league in goals (263) for the first time in club history (excluding shootout tallies)...Anaheim faced Dallas in the First Round of the Stanley Cup Playoffs for the third time and the first since 2008...the Ducks defeated the Stars, 4-2, for their first postseason series win since 2009...in the Second Round, Anaheim and Los Angeles met for the first time in the playoffs, marking the first ever postseason series between two major local teams...the series went a full seven games with the Ducks eventually falling on May 16 at Honda Center...**Ryan Getzlaf** led the team in playoff scoring (4-11=15) and assists, and **Devante Smith-Pelly** paced the club in goals (5)...among NHL rookies, **Patrick Maroon** ranked sixth in assists (5) and tied for sixth in scoring (2-5=7) and goals...**John Gibson** (20 years and 300 days) became the youngest goalie in NHL history to record a shutout in his playoff debut after stopping all 28 shots in a 2-0, Game 4 win on May 10 at Los Angeles...Gibson was only the sixth NHL goaltender in the last 60 years to post a shutout in his first Stanley Cup Playoff game, the first since Jonas Hiller did so for the Ducks on Apr. 16, 2009 at San Jose.

WESTERN CONFERENCE FIRST ROUND

GAME 1 (APRIL 16, 2014) - ANAHEIM 4 vs. DALLAS 3

The Anaheim Ducks opened their 2014 Stanley Cup Playoff First Round series against the Dallas Stars with a 4-3 victory before 17,294 at Honda Center...Anaheim won its second consecutive playoff series opener and improved to 11-9 in all-time Game 1s...at 24 years and 196 days, **Frederik Andersen** became the third rookie goaltender in club history to play in a playoff game (Tom Askey in 1999 and Ilya Bryzgalov in 2006), and the first rookie goaltender to win his playoff debut after stopping 32-of-35 shots...**Ryan Getzlaf** (1-1=2), **Matt Beleskey** (1-1=2) and **Francois Beauchemin** (0-2=2) co-led the team in scoring, as Getzlaf recorded his 19th career multi-point game, Beleskey posted his first career multi-point game and Beauchemin passed Rob Niedermayer for seventh in all-time playoff points as a Duck (28)...**Kyle Palmieri** and **Mathieu Perreault** also scored for Anaheim, which had nine players on the scoresheet.

PP: 2-5 PK: 1-5 SF: 35 SA: 35 TOI: Beauchemin (22:18)

Three Stars: 1. Bonino 2. Seguin 3. Getzlaf

GAME 2 (APRIL 18, 2014) - ANAHEIM 3 vs. DALLAS 2

Anaheim took a two-game series lead over the Dallas Stars with a 3-2 victory in front of 17,426 at Honda Center...one game removed from suffering deep facial lacerations from being struck by a puck, **Ryan Getzlaf** led all skaters with his second consecutive multi-point game (1-1=2) and finished with a +3 rating...linemate **Corey Perry** scored his first playoff goal since Game 4 of the 2011 CQF on Apr. 20 @ NSH, while **Andrew Cogliano** became the sixth Duck in club history to score a SHG in the postseason, which also marked his first career Stanley Cup Playoff goal and served as the game-winner...making his second career postseason start, **Frederik Andersen** turned away 34-of-36 shots for his second straight win.

PP: 0-3 PK: 1-6 SF: 19 SA: 36 TOI: Fowler (22:02) **Three Stars:** 1. Getzlaf 2. Perry 3. Fowler

GAME 3 (APRIL 21, 2014) - ANAHEIM 0 @ DALLAS 3

The Ducks suffered their first postseason shutout loss since 2008 with a 3-0 setback to the Dallas Stars at American Airlines Center...**Frederik Andersen** suffered his first career playoff loss after stopping 19-of-22 shots...**Corey Perry** appeared in his 64th career playoff game to match Samuel Pahlsson (64) for fifth in all-time Ducks postseason appearances, while **Devante Smith-Pelly** recorded a game-high 10 hits, the most by a Duck in the playoffs since 2006.

PP: 0-5 PK: 0-3 SF: 37 SA: 22 TOI: Beauchemin (27:08) **Three Stars:** 1. Lehtonen 2. Ja. Benn 3. Daley

GAME 4 (APRIL 23, 2014) - ANAHEIM 2 @ DALLAS 4

Anaheim jumped out to a two-goal advantage in the first period, but Dallas responded with two goals in the second and another two in the third for a 4-2 win at American Airlines Center...the victory by the Stars marked the fourth consecutive win by the home team in this series...**Bryan Allen** and **Patrick Maroon** each scored their first career playoff goals, while **Cam Fowler**, **Andrew Cogliano** and **Mathieu Perreault** recorded their first assists of the postseason...**Frederik Andersen** stopped 21-of-25 shots before being relieved by **Jonas Hiller**, who stopped one shot in 10:34 TOI...**Corey Perry** appeared in his 65th career playoff game to surpass Samuel Pahlsson for fifth in all-time Ducks games played.

PP: 0-3 PK: 0-3 SF: 23 SA: 26 TOI: Beauchemin (27:14) **Three Stars:** 1. Goligoski 2. Fiddler 3. Eakin

GAME 5 (APRIL 25, 2014) - ANAHEIM 6 vs. DALLAS 2

The Ducks scored a playoff-record four power-play goals en route to a 6-2 victory over the Dallas Stars in Game 5 of the First Round series...the six Anaheim goals also tied a club single-game playoff record, accomplished three previous times...with a career-tying 1-2=3 points, **Ryan Getzlaf** surpassed **Teemu Selanne** to become the club's all-time leading scorer in the postseason (24-42=66)...**Corey Perry** (1-2=3) tied playoff career highs in points and assists, while **Rickard Rakell** became the first Anaheim player to record his first career NHL goal in the postseason...**Mathieu Perreault** (1-1=2), **Nick Bonino** (1-0=1) and **Jakob Silfverberg** also scored for Anaheim, which took a 3-2 lead in the best-of-seven series...**Frederik Andersen** made his fifth straight start, stopping 34-of-36 shots for his third career Stanley Cup Playoffs victory.

PP: 4-6 PK: 0-7 SF: 23 SA: 36 TOI: Beauchemin (25:14) **Three Stars:** 1. Getzlaf 2. Perry 3. Perreault

GAME 6 (APRIL 27, 2014) - ANAHEIM 5 vs. DALLAS 4 OT

The Ducks advanced to the Second Round of the 2014 Stanley Cup Playoffs with a 5-4 overtime victory on Apr. 27 @ DAL... Anaheim became the fifth NHL team since 1977 to rally from a multiple-goal deficit in the final 2:10 of regulation to win a playoff game with a **Nick Bonino** goal at 17:50 of the third period and a **Devante Smith-Pelly** tally with 24 seconds remaining in regulation...Bonino completed the comeback with his second career OT goal at 2:47 of the extra frame...Bonino joined Scott Niedermayer, Paul Kariya and Petr Sykora as the only Ducks players to have two OT goals in Ducks postseason history and the third Duck to end a playoff series in overtime (Keith Carney, 2003 vs. DET; Scott Niedermayer, 2007 vs. VAN)...the win marked just the third time in franchise history where two Ducks players had multi-goal performances in a single playoff game (Smith-Pelly, Bonino)...Smith-Pelly (21 years and 317 days) also became the youngest Ducks player to record a multi-goal game in the postseason...**Jonas Hiller** stopped 12-of-12 shots to become the first goalie in Ducks history to win a playoff game in relief.

PP: 1-5 PK: 1-4 SF: 30 SA: 24 TOI: Fowler (28:13) **Three Stars:** 1. Bonino 2. Daley 3. Hiller

WESTERN CONFERENCE SECOND ROUND

GAME 1 (MAY 3, 2014) - ANAHEIM 2 vs. LOS ANGELES 3 OT

The first ever playoff series between two Southern California teams (NHL, NFL, MLB, NBA) opened with a 3-2 comeback win by Los Angeles over Anaheim at Honda Center...the Ducks suffered their first loss in the last seven home games after allowing the game-tying goal with seven seconds remaining in regulation and the game winner at 12:07 of overtime...**Teemu Selanne** became the third-oldest player to score a goal in the postseason, joining DET's Chris Chelios (45 years, 86 days on Apr. 21, 2007 vs. CGY) and HFD's Gordie Howe (52 years, 9 days on Apr. 9, 1980 @ MTL)...**Ryan Getzlaf** recorded his fourth multi-point game (0-2=2) of the playoffs and moved ahead of Selanne (67) for the all-time franchise lead in playoff scoring (68)...**Matt Beleskey** also scored for Anaheim, his second of the playoffs and fourth of his career...**Jonas Hiller** turned away 33-of-36 shots in the setback.

PP: 0-4 PK: 1-4 SF: 35 SA: 36 TOI: Beauchemin (28:31) **Three Stars:** 1. Gaborik 2. Selanne 3. Quick

**GAME 2 (MAY 5, 2014) - ANAHEIM 1 vs. LOS ANGELES 3**

Anaheim tied its 2014 playoff high in shots and earned its first PPG of the Second Round but eventually fell to Los Angeles, 3-1, in Game 2 at Honda Center...the Ducks were held to only one goal despite outshooting the Kings (37-17)...**Patrick Maroon** earned Anaheim's lone tally, recording his first career Stanley Cup Playoff PPG at 9:40 of the first period...**Ryan Getzlaf** earned his team-leading seventh assist of the postseason on the Maroon goal, as did **Cam Fowler** (fourth)...**Jonas Hiller** got his second consecutive start in net, turning away 14-of-16 shots.

PP: 1-4 PK: 0-3 SF: 37 SA: 17 TOI: Beauchemin (24:19) Three Stars: 1. Quick 2. Martinez 3. Maroon

GAME 3 (MAY 8, 2014) - ANAHEIM 3 @ LOS ANGELES 2

The Ducks earned their first win of their Second Round series against the Los Angeles Kings with a 3-2 victory in Game 3 at Staples Center...the win cut the Kings' series lead to 2-1 and gave the Ducks their third consecutive victory at Staples Center dating to the regular season...**Corey Perry** opened the scoring on the power play at 4:06 of the first period, marking his first goal of the series and third of the playoffs...**Teemu Selanne**, who scored his second goal of the postseason on the power play at 15:10 of the second, became the oldest player in NHL history to score multiple goals in a single playoff campaign...**Ben Lovejoy** collected the game-winner at 17:05 of the third, marking his second goal of the playoffs...**Patrick Maroon** earned his fifth assist on Perry's goal to extend his point streak to six games, the longest by an NHL rookie in the playoffs since the Kings' Warren Rychel (six games)...**Jonas Hiller** earned the win in relief, stopping 7-of-8 shots in the final 10 minutes of regulation...**Frederik Andersen** got the start, turning away 22-of-23 shots before leaving in the third with a lower-body injury.

PP: 2-2 PK: 1-1 SF: 22 SA: 31 TOI: Beauchemin (22:42) Three Stars: 1. Selanne 2. Carter 3. Vatanen

GAME 4 (MAY 10, 2014) - ANAHEIM 2 @ LOS ANGELES 0

Anaheim evened its Second Round series vs. the Los Angeles Kings with a 2-0 shutout victory in Game 4 at Staples Center, deadlocking the seven-game set at two games apiece...**John Gibson** (20 years, 330 days) became the youngest goaltender in NHL history to record a shutout in his playoff debut, stopping all 28 shots...Gibson was also the youngest goalie to start a playoff game since CBJ's Steve Mason (20 years and 329 days) on Apr. 23, 2009 vs. DET and the youngest to win a playoff game since MTL's Carey Price (20 years and 238 days) on Apr. 24, 2008 vs. PHI...**Ryan Getzlaf** recorded his fifth multi-point game of the playoffs (1-1=2), tying him for the NHL postseason lead...**Corey Perry** also earned his third multi-point game (0-2=2) to help Anaheim earn the fourth consecutive win by the road team in the series.

PP: 1-3 PK: 0-4 SF: 14 SA: 28 TOI: Fowler (23:06) Three Stars: 1. Gibson 2. Perry 3. Fowler

GAME 5 (MAY 12, 2014) - ANAHEIM 4 vs. LOS ANGELES 3

The Ducks took a 3-2 lead in the best-of-seven series against the Los Angeles Kings with a 4-3 victory in Game 5 at Honda Center...Anaheim snapped a four-game winning streak by the road team in the series and won its third consecutive game over the Kings...**Devante Smith-Pelly** scored a game-high two goals (2-0=2) for his second multi-goal game of the playoffs...**Ryan Getzlaf** extended his point/assist streak to five straight games (1-6=7) with his 10th assist of the postseason, while **Nick Bonino** (4) and **Jakob Silfverberg** (2) also scored for the Ducks...making his second career playoff start, **John Gibson** turned away 39-of-42 shots for his second straight win.

PP: 1-3 PK: 1-3 SF: 24 SA: 42 TOI: Beauchemin (22:34) Three Stars: 1. Smith-Pelly 2. Gaborik 3. Gibson

GAME 6 (MAY 14, 2014) - ANAHEIM 1 @ LOS ANGELES 2

Anaheim dropped a 2-1 decision to the Los Angeles Kings in Game 6 at Staples Center, evening the Second Round series at three games apiece...**Kyle Palmieri** scored the Ducks' lone goal at 15:42 of the second period, his second of the playoffs...**Nick Bonino** earned the lone assist on the Palmieri tally, marking his third point in the last four games...**John Gibson** suffered his first career NHL loss (regular or postseason) after stopping 21-of-23 shots.

PP: 0-5 PK: 0-4 SF: 22 SA: 23 TOI: Fowler (25:06) Three Stars: 1. Kopitar 2. Beauchemin 3. Muzzin

GAME 7 (MAY 16, 2014) - ANAHEIM 2 @ LOS ANGELES 6

The Ducks were eliminated from the Stanley Cup Playoffs with a 6-2 loss to Los Angeles in Game 7 of the Second Round... **Kyle Palmieri** and **Corey Perry** scored for Anaheim, which received single assists from **Andrew Cogliano**, **Nick Bonino**, **Ryan Getzlaf** and **Hampus Lindholm**...Perry also received his first career playoff penalty shot, an unsuccessful attempt vs. Jonathan Quick...in his final NHL game, **Teemu Selanne** recorded three shots with three hits in 14:02 TOI.

PP: 0-3 PK: 2-5 SF: 27 SA: 30 TOI: Fowler (25:42) Three Stars: 1. Richards 2. Quick 3. Williams

ANAHEIM DUCKS 2013 PLAYOFF STATISTICS & NOTES

POS	NO.	Player	GP	TOI	G	A	P	+/-	PIM	PP	SH	GW	S	S%
C	15	Ryan Getzlaf	7	21:27	3	3	6	+2	6	1	1	0	15	20.0
D	23	Francois Beauchemin	7	25:22	2	4	6	-2	4	1	0	0	13	15.4
R	65	*Emerson Etem	7	12:50	3	2	5	+4	2	0	0	0	12	25.0
R	51	Kyle Palmieri	7	10:34	3	2	5	+5	4	0	0	0	11	27.3
C	13	Nick Bonino	7	16:37	3	1	4	+2	4	2	0	2	16	18.8
L	9	Bobby Ryan	7	16:17	2	2	4	+1	0	0	0	0	15	13.3
L	39	Matt Beleskey	7	11:01	2	1	3	+1	2	1	0	0	13	15.4
R	8	Teemu Selanne	7	13:59	1	2	3	+1	6	1	0	1	16	6.3
C	11	Saku Koivu	7	17:52	1	2	3	-4	6	1	0	0	6	16.7
D	4	Cam Fowler	7	22:44	0	3	3	+3	0	0	0	0	9	0.0
C	20	David Steckel	7	9:46	1	1	2	+1	0	0	0	0	7	14.3
R	10	Corey Perry	7	20:20	0	2	2	0	4	0	0	0	24	0.0
D	6	Ben Lovejoy	7	21:05	0	2	2	+4	0	0	0	0	13	0.0
C	7	Andrew Cogliano	7	15:46	0	1	1	-3	4	0	0	0	11	0.0
D	55	Bryan Allen	7	17:22	0	1	1	+1	2	0	0	0	5	0.0
C	34	Daniel Winnik	7	15:04	0	1	1	-4	7	0	0	0	22	0.0
D	44	Sheldon Souray	6	19:31	0	1	1	-2	4	0	0	0	13	0.0
D	5	Luca Sbisa	5	21:25	0	0	0	-2	4	0	0	0	3	0.0
D	32	Toni Lydman	3	15:08	0	0	0	+1	0	0	0	0	1	0.0

NO.	PLAYER	GPI	MIN	AVG	W	L	EN	SO	GA	SA	SV%	G	A	PIM
1	Jonas Hiller	7	439	2.46	3	4	0	1	18	218	.917	0	1	0
ANA GOALTENDING TOTALS		7	439	2.46	3	4	0	1	18	218	.917	0	1	0

The Anaheim Ducks finished the 2012-13 regular season with a 30-12-6 record (66 pts.), winning their second Pacific Division title in franchise history... the Ducks compiled the best winning percentage in club history (.688), besting the 2007 club (48-20-14, .671)...Anaheim finished second in the Western Conference and third overall in the NHL, behind only Chicago and Pittsburgh...the club's third-place finish in the overall league standings was the highest in club history...the Ducks met the Detroit Red Wings for the sixth time in the Stanley Cup Playoffs and the first since 2009...the series stretched to seven games, where the Red Wings pulled out a 3-2 win in Game 7 to advance to the Western Conference Semifinals...four of the seven games went to overtime, a first for both franchises in a single playoff series...Ryan Getzlaf (3-3=6) and Francois Beauchemin (2-4=6) co-led the Ducks in scoring, while Jonas Hiller started all seven games of the Western Conference Quarterfinal series...rookie Emerson Etem (3-2=5) finished tied for third on the club in scoring and was the youngest Duck to ever score in a Game 7 on May 12 at Honda Center.

GAME 1 (APRIL 30, 2013) - ANAHEIM 3 vs. DETROIT 1

The Anaheim Ducks opened their 2013 Western Conference Quarterfinal series against the Detroit Red Wings with a 3-1 victory before 17,200 at Honda Center...Teemu Selanne scored his 10th career playoff GWG, becoming the second-oldest player to score a GWG in Stanley Cup Playoff history with his power-play marker at 1:29 of the third period...Nick Bonino earned the first goal of the series with a PPG tally at 10:24 of the first before Daniel Cleary tied the score with less than four minutes remaining in the opening frame...following Selanne's marker, Francois Beauchemin added an empty netter for his ninth career playoff goal, becoming the club's all-time leader among defensemen...Cam Fowler, Ben Lovejoy, Ryan Getzlaf, Daniel Winnik and Matt Beleskey each earned single assists in the winning cause...Jonas Hiller stopped 21-of-22 shots for his eighth career postseason win.

PP: 2-4 PK: 1-4 SF: 27 SA: 22 TOI: Beauchemin (25:28) Three Stars: 1. Selanne 2. Hiller 3. Koivu

GAME 2 (MAY 2, 2013) - ANAHEIM 4 vs. DETROIT 5 OT

The Ducks erased a three-goal deficit in the third period to tie the game and force OT, but the Red Wings began the extra frame on the power play and center Gustav Nyquist scored just 1:21 into the period to tie the series at one game apiece...after jumping out to a 3-0 lead, the Ducks cut the deficit to two goals with a Saku Koivu PPG at 10:53 of the second period (Teemu Selanne and Francois Beauchemin with the assists)...as the Red Wings scored again just 20 seconds into the third period, the Ducks scored three goals within a 10-minute span to tie the game...Ryan Getzlaf's even-strength goal came at 7:50 of the third (Kyle Palmieri and Bryan Allen with the helpers), while Palmieri scored his first career playoff goal at 12:31 (also even strength)...assists were picked up by Nick Bonino (first career playoff assist) and Bobby Ryan...with 2:22 remaining in the game, Ryan scored another goal to tie it at 4-4...Cam Fowler and Koivu notched the assists...Jonas Hiller recorded the loss, stopping 27-of-32 shots in the contest.

PP: 1-5 PK: 3-6 SF: 32 SA: 32 TOI: Beauchemin (28:55) Three Stars: 1. Nyquist 2. Ryan 3. Palmieri

ANAHEIM DUCKS 2013 PLAYOFF NOTES

GAME 3 (MAY 4, 2013) - ANAHEIM 4 @ DETROIT 0

Anaheim took a 2-1 lead in the Western Conference Quarterfinals vs. Detroit with a 4-0 shutout victory in Game 3 at Joe Louis Arena...it marked Anaheim's first playoff shutout in 28 games vs. the Red Wings and second all-time at Detroit including regular season play (last: Mar. 30, 1997; 1-0 OT)...Ryan Getzlaf led all skaters with 1-1=2 points, including his second career SHG at 6:33 of the third period...Nick Bonino opened the scoring with a PPG at 15:29 of the second period, his second of the playoffs...less than two minutes after the Getzlaf SHG, Emerson Etem earned the first of his NHL career, becoming the 11th rookie to collect his first NHL playoff goal in a Ducks uniform...Matt Beleskey rounded out the scoring with a PPG at 13:34 of the third...Teemu Selanne, Bobby Ryan, Corey Perry and Saku Koivu each picked up single assists in the winning effort...Jonas Hiller turned away all 23 shots faced for his third career postseason shutout.

PP: 2-6 PK: 0-6 SF: 29 SA: 23 TOI: Beauchemin (24:24) Three Stars: 1. Getzlaf 2. Hiller 3. Etem

GAME 4 (MAY 6, 2013) - ANAHEIM 2 @ DETROIT 3 OT

The Ducks held the Red Wings scoreless through 41 minutes of play, but Detroit answered the call twice in the third period and eventually scored the game-winner in overtime to bring the series to a 2-2 tie...Matt Beleskey scored his second goal of the postseason at 5:07 of the first period...Andrew Cogliano picked up his first career playoff point on the goal...after Detroit's Brendan Smith ended the club's shutout streak of 101:18 at 1:18 of the third, David Steckel scored his first of the 2013 playoffs at 10:40 of the third with helpers from Kyle Palmieri and Emerson Etem...Pavel Datsyuk scored the game-tying goal at 13:27 of the third and Damien Brunner scored the OT-winner at 15:10 into the extra frame...Jonas Hiller made 46 saves in the contest, the second-most of his playoff career.

PP: 0-3 PK: 0-1 SF: 33 SA: 49 TOI: Beauchemin (26:53) Three Stars: 1. Brunner 2. Datsyuk 3. Howard

GAME 5 (MAY 8, 2013) - ANAHEIM 3 vs. DETROIT 2 OT

The Ducks took a 3-2 series lead with a dramatic 3-2 overtime win in Game 5 at Honda Center...the club remained in the game by scoring the tying goal twice in the contest to force overtime...Nick Bonino went on to score his first career OT goal just 1:54 into the extra frame...Ben Lovejoy picked up the lone assist on the winning goal...Kyle Palmieri notched his second of the postseason at 17:41 of the first to tie the game at 1-1...David Steckel collected his first assist of the postseason on the goal...with Detroit scoring the go-ahead goal at 10:08 of the second (M. Samuelsson), Ryan Getzlaf scored on the power play at 19:28 of the second to tie the game again and eventually force overtime...Francois Beauchemin and Sheldon Souray provided the helpers...Jonas Hiller won his 10th career postseason contest (ranking second all-time in franchise wins), stopping 29-of-31 shots.

PP: 1-3 PK: 1-3 SF: 34 SA: 31 TOI: Beauchemin (25:18) Three Stars: 1. Bonino 2. Getzlaf 3. Hiller

GAME 6 (MAY 10, 2013) - ANAHEIM 3 @ DETROIT 4 OT

With the fourth contest of the series requiring an OT sudden death, the Ducks forced the extra session by scoring two goals 51 seconds apart with three-and-a-half minutes remaining in regulation but Detroit's Henrik Zetterberg scored 1:04 into OT to force Game 7...with a Pavel Datsyuk goal near the end of the first period (18:48), Kyle Palmieri answered the call, scoring his third goal of the playoffs at 11:31 of the second (Emerson Etem assist)...falling behind 3-1 in the third, Etem (unassisted) and Bobby Ryan (Corey Perry, Francois Beauchemin) scored goals 51 seconds apart to tie the game (16:32 and 17:23, respectively)...Jonas Hiller made 25 saves on 29 shots in the OT loss.

PP: 0-0 PK: 1-3 SF: 37 SA: 29 TOI: Lovejoy (22:32) Three Stars: 1. Zetterberg 2. Howard 3. Hiller

GAME 7 (MAY 12, 2013) - ANAHEIM 2 vs. DETROIT 3

The Ducks failed to advance to the Conference Semifinals following a 3-2 regulation loss at Honda Center in Game 7 of the CQF...after falling behind early on a Henrik Zetterberg goal at 1:49 of the first, Emerson Etem evened the score with his third goal of the playoffs at 13:48 of the opening frame...Francois Beauchemin and Jonas Hiller assisted on the goal...the Ducks, who gave up a shorthanded goal at 16:37 of the first (Justin Abdelkader) and an even-strength goal at 13:45 of the second (Valtteri Filppula), clawed back to within one with a Beauchemin PPG with 3:17 remaining in regulation...Beauchemin's multi-point night tied his playoff career high (seventh time)...Ryan Getzlaf and Cam Fowler earned the assists on the goal...Jonas Hiller made 29 saves on 32 shots in the elimination contest.

PP: 1-4 PK: 0-2 SF: 33 SA: 32 TOI: Fowler (26:36) Three Stars: 1. Zetterberg 2. Etem 3. Fowler

ANAHEIM DUCKS 2011 PLAYOFF STATISTICS & NOTES

POS	NO.	Player	GP	TOI	G	A	P	+/-	PIM	PP	SH	GW	S	S%
R	10	Corey Perry	6	25:15	2	6	8	0	4	1	1	1	18	11.1
R	8	Teemu Selanne	6	18:58	6	1	7	-3	12	4	0	0	25	24.0
C	11	Saku Koivu	6	18:19	1	6	7	-2	6	0	0	0	7	14.3
C	15	Ryan Getzlaf	6	24:01	2	4	6	0	9	0	0	1	17	11.8
R	9	Bobby Ryan	4	20:29	3	1	4	+2	2	0	0	0	10	30.0
LW	33	Jason Blake	6	13:45	3	1	4	-3	0	2	0	0	17	17.6
D	4	Cam Fowler	6	22:13	1	3	4	+1	2	1	0	0	12	8.3
D	17	Lubomir Visnovsky	6	21:21	0	3	3	-2	2	0	0	0	11	0.0
C	64	Brandon McMillan	6	13:08	1	1	2	0	0	0	0	0	8	12.5
D	23	Francois Beauchemin	6	23:32	0	2	2	+1	2	0	0	0	2	0.0
L	39	Matt Beleskey	6	11:14	1	0	1	-1	4	0	0	0	8	12.5
D	5	Luca Sbisa	6	16:29	0	1	1	-4	8	0	0	0	2	0.0
C	22	Todd Marchant	6	14:22	0	1	1	-3	4	0	0	0	4	0.0
D	32	Toni Lydman	6	20:09	0	0	0	-2	2	0	0	0	5	0.0
R	16	George Parros	6	4:06	0	0	0	-1	16	0	0	0	3	0.0
D	21	Sheldon Brookbank	4	14:35	0	0	0	-2	14	0	0	0	2	0.0
C	63	Nick Bonino	4	11:36	0	0	0	-1	2	0	0	0	7	0.0
D	3	Andreas Lilja	3	11:02	0	0	0	0	0	0	0	0	0	0.0
L	37	Jarkko Ruutu	3	5:31	0	0	0	-1	12	0	0	0	0	0.0
L	19	Brad Winchester	3	5:24	0	0	0	0	4	0	0	0	2	0.0
RW	51	Kyle Palmieri	1	10:07	0	0	0	0	0	0	0	0	1	0.0
RW	42	Dan Sexton	1	8:47	0	0	0	0	2	0	0	0	2	0.0
D	25	Andy Sutton	1	8:18	0	0	0	0	2	0	0	0	0	0.0

NO.	PLAYER	GPI	MIN	AVG	W	L	EN	SO	GA	SA	SV%	GA
PIM												
29	Ray Emery	6	319	3.20	2	3	1	0	17	165	.897	0
38	Dan Ellis	1	41	5.85	0	1	0	0	4	24	.833	0
ANA GOALTENDING TOTALS		6	362	3.65	2	4	1	0	22	190	.884	

The Anaheim Ducks wrapped up the 2010-11 regular season with a 47-30-5 record for 99 points, finishing second in the Pacific Division...the Ducks earned the Western Conference's fourth seed for the third time in franchise history (also 2008 and 1997) and faced the Nashville Predators for the first time in the Stanley Cup Playoffs...Anaheim and Nashville split the first two games at Honda Center as well as Games 3 and 4 at Bridgestone Arena...as the series shifted back to Anaheim, the Predators secured a come-from-behind overtime win in Game 5 and went on to close out the series in Game 6 at Bridgestone Arena...Teemu Selanne scored six goals in as many games, matching the club record for most goals in a playoff series (also Joffrey Lupul, 2006 CSF vs. Colorado)...following the series finale on Apr. 24, Selanne led all playoff skaters in goal scoring and tied for first in power play goals (4) while Corey Perry was tied for the league lead in points (2-6=8)...Selanne (6-1=7) and linemate Saku Koivu (1-6=7) were also tied for third among NHL postseason leaders in scoring...Selanne and Koivu had points in all six games of the series, the longest point streaks in the opening round of the playoffs...Teemu also recorded a four-game goal streak in Games 1-4, the longest such streak of the Conference Quarterfinals.

GAME 1 (APRIL 13, 2011) - ANAHEIM 1 vs. NASHVILLE 4

The Anaheim Ducks opened their 18th Stanley Cup Playoff series in franchise history with a 4-1 loss to the Nashville Predators in Game 1 of the Western Conference Quarterfinals at Honda Center...Nashville jumped out to a four-goal lead before Teemu Selanne scored Anaheim's first goal of the 2011 playoffs at 11:24 of the third period...Saku Koivu collected his first playoff point as a Duck (assist) while Ryan Getzlaf earned his 32nd career postseason assist on the Selanne tally...Dan Ellis took the loss in his first playoff start for Anaheim, stopping 20-of-24 shots...Ray Emery relieved Ellis in the third and closed out the game by turning away all six shots faced.

PP: 1-5 PK: 1-5 SF: 28 SA: 30 TOI: Beauchemin (23:47) Three Stars: 1. Fisher 2. Rinne 3. Koivu

GAME 2 (APRIL 15, 2011) - ANAHEIM 5 vs. NASHVILLE 3

The Ducks evened the series at a game apiece, jumping out to an early lead with two power play goals in the first period...taking advantage of a 5-on-3 situation, the Ducks scored two goals (one 5-on-3, one 5-on-4), the first by Corey Perry and the second by Teemu Selanne...Bobby Ryan scored the club's third goal at 7:12 of the second period and added an empty-netter with 53 seconds left in the contest...Ryan Getzlaf scored the game-winner at 15:57 of the second, his fifth career postseason GWG, ranking tied for second all-time among Ducks players (also Scott Niedermayer)...Ryan (2-0=2), Perry (1-2=3), Getzlaf (1-2=3), Cam Fowler (0-2=2) and Francois Beauchemin (0-2=2) all had multi-point games...Saku Koivu and Lubomir Visnovsky each picked up single assists...in his first postseason start since June 6, 2007 with Ottawa in the Stanley Cup Final, Ray Emery stopped 31-of-34 shots in the win.

PP: 2-5 PK: 2-6 SF: 28 SA: 34 TOI: Beauchemin (26:05) Three Stars: 1. Getzlaf 2. Emery 3. Ryan

ANAHEIM DUCKS 2011 PLAYOFF NOTES

GAME 3 (APRIL 17, 2011) - ANAHEIM 3 @ NASHVILLE 4

The Ducks battled back from a 2-0 deficit late in the second period, but their efforts fell short, falling to the Predators, 4-3 at Bridgestone Arena...Teemu Selanne scored goals exactly 30 seconds apart at 18:10 (PP) and 18:40 (EV) of the second period to tie the game...it was the fastest two goals by an individual in a postseason game since Petr Nedved scored twice in 11 seconds for the Penguins against the Capitals exactly 15 years prior to Game 3 on Apr. 17, 1996...it was Selanne's first multi-goal game since May 1, 2002 with San Jose in Game 1 of the CSF @ COL (2-0=2)...after David Legwand scored the go-ahead goal for Nashville, the Ducks answered back on Matt Beleskey's first career postseason tally at 6:48 of the third...Mike Fisher scored the game-winner at 10:21 of the third...Selanne extended his goal streak to three games (4-0=4) and became the Ducks' all-time postseason leader in appearances in the contest (74 GP)...Corey Perry had his second straight multi-point game (0-2=2) while Saku Koivu extended his assist streak to three games (0-3=3)...Ray Emery stopped 33-of-37 shots in the loss.

PP: 1-2 PK: 1-6 SF: 16 SA: 37 TOI: Perry (25:34) Three Stars: 1. Fisher 2. Selanne 3. Erat

GAME 4 (APRIL 20, 2011) - ANAHEIM 6 @ NASHVILLE 3

Going into the third period with the game tied at 3-3, the Ducks' offense exploded for three goals in the final frame, winning Game 4 of the series by a score of 6-3...the club's six goals tied the franchise record for goals in a postseason game (also six goals on May 25, 2006 in Game 4 of the WCF @ EDM (6-3) & on June 6, 2007 in Game 5 of the SCF vs. OTT (6-2))...Corey Perry's shorthanded goal (first postseason career SHG) at 1:17 of the third served as the game-winner...the Ducks jumped out to an early lead with goals 33 seconds apart in the first period by Cam Fowler (PP) and Saku Koivu (EV)...Nashville answered with two goals of their own, but Teemu Selanne scored a goal in his fourth straight game on the power play to give the Ducks another one-goal edge at 11:41 of the second...the Predators scored again just over two minutes later to make it 3-3...after Perry's SHG, Ryan Getzlaf (EV) and Brandon McMillan (EV) scored insurance goals at 4:51 and 6:46 of the third, respectively...Perry (1-2=3), Fowler (1-1=2), Getzlaf (1-1=2) and McMillan (1-1=2) each had multi-point nights, with McMillan's serving as the first two points of his postseason career...Lubomir Visnovsky, Todd Marchant and Jason Blake each recorded single assists...Ray Emery stopped 19-of-22 shots for his 20th career postseason win.

PP: 2-6 PK: 1-5 SF: 38 SA: 22 TOI: Perry (26:49) Three Stars: 1. Perry 2. Getzlaf 3. Fowler

GAME 5 (APRIL 22, 2011) - ANAHEIM 3 vs. NASHVILLE 4 OT

The Ducks were unable to hold a 3-2 lead in the third period, and with just over 36 seconds remaining in regulation, the Predators tied the game and went on to win in OT on Jerred Smithson's goal...after Nashville jumped out to a 1-0 lead in the first, Jason Blake responded with a PPG at 13:39 of the second period...Bobby Ryan made it 2-1 with a highlight-reel goal just 40 seconds into the third...after Nashville tied it up, Blake scored again at 14:16 of the third, his second career multi-goal game (also Apr. 10, 2004 w/NYI @ TB in Game 2 of the CQF)...Shea Weber tied it for the Predators with 36 seconds remaining in regulation...Teemu Selanne (5-1=6) and Saku Koivu (1-5=6) both extended their point streaks to five games, with Selanne picking up one assist and Koivu earning two...Luca Sbisa earned his first postseason assist on Blake's first goal...Ray Emery stopped 33-of-37 shots in the loss.

PP: 1-2 PK: 0-2 SF: 26 SA: 37 TOI: Perry (26:49) Three Stars: 1. Smithson 2. Blake 3. Ryan

GAME 6 (APRIL 24, 2011) - ANAHEIM 2 @ NASHVILLE 4

The Ducks were eliminated from the 2011 NHL Playoffs with a 4-2 loss to the Predators in Game 6 of the CQF at Bridgestone Arena...for the first time in the series, the team scoring first did not go on to win as Teemu Selanne scored at 10:22 of the first period...the goal was Selanne's sixth of the series to match a club record (also Jeffrey Lupul vs. Colorado in 2006 CSF)...Jason Blake also scored his third of the playoffs to even the score at 2-2- late in the second period...Nashville would go on to score twice in the third to hand Anaheim its third opening-round playoff loss in franchise history...Bobby Ryan, Saku Koivu and Lubomir Visnovsky all picked up single assists on the Selanne and Blake goals...Ray Emery turned away 26-of-29 shots in the decisive setback.

PP: 1-2 PK: 1-4 SF: 27 SA: 30 TOI: Getzlaf (27:22) Three Stars: 1. Spaling 2. Tootoo 3. Rinne

ANAHEIM DUCKS

2009 PLAYOFF STATISTICS & NOTES

POS	NO.	PLAYER	GP	TOI	G	A	PTS	+/-	PIM	PP	SH	GW	OT	S	%
C	15	Ryan Getzlaf	13	24:08	4	14	18	3	25	1	0	0	0	25	16.0
R	10	Corey Perry	13	21:59	8	6	14	2	36	2	0	1	0	41	19.5
D	27	Scott Niedermayer	13	26:17	3	7	10	0	11	3	0	2	0	32	9.4
D	25	Chris Pronger	13	27:12	2	8	10	4	12	1	0	0	0	27	7.4
R	9	Bobby Ryan	13	19:40	5	2	7	0	0	2	0	1	0	49	10.2
R	8	Teemu Selanne	13	15:08	4	2	6	-2	4	2	0	1	0	31	12.9
D	19	Ryan Whitney	13	21:33	1	5	6	-1	9	1	0	0	0	9	11.1
C	20	Ryan Carter	10	12:14	2	3	5	0	0	1	0	0	0	18	11.1
L	18	Drew Miller	13	16:08	2	1	3	1	2	0	0	1	0	23	8.7
D	34	James Wisniewski	12	20:22	1	2	3	0	10	0	0	0	0	16	6.3
C	48	Andrew Ebbett	13	13:11	1	2	3	-1	8	0	0	0	0	16	6.3
L	44	Rob Niedermayer	13	16:13	0	3	3	1	12	0	0	0	0	7	0.0
C	22	Todd Marchant	13	19:55	1	1	2	0	16	0	0	1	1	18	5.6
C	26	Erik Christensen	8	10:37	0	2	2	-1	0	0	0	0	0	10	0.0
R	13	Mike Brown	13	8:27	0	2	2	0	25	0	0	0	0	6	0.0
D	23	Francois Beauchemin	13	21:24	1	0	1	1	15	0	0	0	0	9	11.1
G	35	Jean-Sebastien Giguere	1	16:49	0	0	0	0	0	0	0	0	0	0	0.0
D	53	Brett Festerling	1	14:34	0	0	0	-1	0	0	0	0	0	0	0.0
L	12	Josh Green	5	5:53	0	0	0	0	0	0	0	0	0	2	0.0
R	16	George Parros	7	5:32	0	0	0	0	9	0	0	0	0	5	0.0
C	17	Petteri Nokelainen	9	8:42	0	0	0	-1	2	0	0	0	0	2	0.0
D	21	Sheldon Brookbank	13	11:12	0	0	0	0	-1	18	0	0	0	0	3.0

SW#	GOALTENDER	GPI	MINS	AVG	W	L	EN	SO	GA	SA	SV%	G	A	PIM
35	Jean-Sebastien Giguere	1	17	0.00	0	0	1	0	0	6	1.000	0	0	0
1	Jonas Hiller	13	807	2.23	7	6	1	2	30	524	.943	0	0	0
	ANA Goaltending Totals	13	827	2.32	7	6	2	2	32	532	.940	0	0	0

The Anaheim Ducks earned their franchise-record fourth consecutive trip to the Stanley Cup Playoffs in 2008-09, finishing second in the Pacific Division and eighth in the Western Conference with a 42-33-7 record for 91 points. The Ducks opened the postseason against the NHL's top team in the regular season, the San Jose Sharks. The series marked the just the second NHL playoff meeting between two California teams and the first since the 1969 Western Conference Quarterfinals when the Los Angeles Kings beat the Oakland Seals in seven games. With a 4-2 series win over San Jose, the Ducks became the fifth team to upset the NHL's best regular season team (by standings points) in the first round since the Expansion Era began (1967-68). The Ducks were also just the 11th team in NHL history to defeat a team who earned 110-or-more standings points during the regular season in the first round. With the series victory, Anaheim advanced to the second round to face Detroit for the fifth time in franchise history. The Ducks stretched the Western Conference Semifinals to seven games before falling short in Game 7 at Detroit. Center Ryan Getzlaf led the team in postseason scoring with 4-14=18 points while goaltender Jonas Hiller posted a 7-6 record with two shutouts, a 2.23 GAA and .943 SV% in his Stanley Cup Playoff debut.

WESTERN CONFERENCE QUARTERFINALS

GAME 1 (APRIL 16, 2009) - ANAHEIM 2 @ SAN JOSE 0

The Ducks were able to shut down the Sharks' potent power play (stopping all six attempts) and scored an extra-man marker of their own en route to 2-0 shutout in Game 1...it was the club's first postseason shutout since May 30, 2007 in Game 2 of the Stanley Cup Final vs. Ottawa (1-0)... it was also the club's first road shutout in the Stanley Cup Playoffs since May 3, 2006 in the series deciding Game 7 of the Conference Quarterfinal Series at Calgary (3-0)...defenseman Scott Niedermayer broke the scoreless tie at 5:18 of the third period on the club's third power play attempt of the game...center Ryan Getzlaf and defenseman Ryan Whitney (first playoff point as a Duck) picked up the assists...it was Niedermayer's seventh career postseason game-winning goal and his fourth with Anaheim...after coming out of the penalty box for elbowing, Getzlaf scored a goal on a pass from right wing Mike Brown to provide an insurance goal for the Ducks, making the score 2-0...it was Brown's first career postseason point...in his Stanley Cup Playoffs debut, goaltender Jonas Hiller stopped all 35 shots he faced for the shutout...he was first goalie in over five years to post a shutout in his postseason debut.

PP: 1-4 PK: 0-6 SF: 35 SA: 17 TOI: S. Niedermayer (24:42) Three Stars: 1. Hiller 2. Getzlaf 3. Marchant

ANAHEIM DUCKS 2009 PLAYOFF NOTES



GAME 2 (APRIL 19, 2009) - ANAHEIM 3 @ SAN JOSE 2

The Ducks took a two games-to-none lead in their Western Conference Quarterfinal series against the San Jose Sharks with a 3-2 victory at HP Pavilion...with a six-for-six performance in Game 2, the Ducks improved to a perfect 12-for-12 on the penalty kill against the Sharks...all three Ducks goal scorers had begun the season in Iowa (AHL)...right wing Bobby Ryan opened the scoring at the 3:45 mark of the first period, beating Evgeni Nabokov with a second-attempt effort on the power play...after Ryan Clowe scored San Jose's first goal of the postseason early in the second, the Ducks reclaimed the lead on center Andrew Ebbett's go-ahead goal at 9:44 of the third...left wing Drew Miller collected the game-winner at 13:17 of the third, making a winner out of starting goaltender Jonas Hiller, who stopped 42-of-44 shots for his second consecutive win...six Ducks recorded single assists in the victory, including right wing Teemu Selanne, center Erik Christensen, left wing Rob Niedermayer, and defensemen Scott Niedermayer, James Wisniewski and Ryan Whitney.

PP: 1-2 PK: 0-6 SF: 26 SA: 44 TOI: S. Niedermayer (26:51) Three Stars: 1. Hiller 2. Cheechoo 3. S. Niedermayer

GAME 3 (APRIL 21, 2009) - ANAHEIM 3 vs. SAN JOSE 4

The Western Conference Quarterfinal series shifted to Southern California for Game 3 but despite the change of location, the visiting team came away with the win for the third consecutive game...the San Jose Sharks earned their first win of the series with a 4-3 victory over the Ducks at Honda Center, reducing Anaheim's lead in the series to two games to one...San Jose opened the scoring early in the first for its first lead of the series and never trailed in the game...Anaheim tied the game on three separate occasions before Patrick Marleau scored the game-winning goal at 10:33 of the third...the final score marked the first career playoff loss for goaltender Jonas Hiller, who turned away 31-of-35 shots...right wing Bobby Ryan and defensemen Chris Pronger and James Wisniewski all scored their first goals of the 2009 playoffs while center Ryan Getzlaf and defenseman Ryan Whitney each earned an assist.

PP: 1-4 PK: 2-3 SF: 30 SA: 35 TOI: S. Niedermayer (26:21) Three Stars: 1. Boyle 2. Pronger 3. Blake

GAME 4 (APRIL 23, 2009) - ANAHEIM 4 vs. SAN JOSE 0

Right wing Bobby Ryan became the second rookie in franchise history to score two goals in a playoff game while goaltender Jonas Hiller posted his second career postseason shutout as the Ducks blanked the Sharks, 4-0...the shutout marked the Ducks' first home shutout in the postseason since May 30, 2007 in Game 2 of the SCF vs. OT...Ryan scored the Ducks' opening two goals of the game, with the first accounting for the game-winner...the only other Ducks rookie to score two goals in a playoff game was defenseman Francois Beauchemin in Game 3 of the CQF, Apr. 25, 2006 vs. CGY...Ryan's linemates, center Ryan Getzlaf (0-2=2) and Corey Perry (1-1=2) also had multiple-point nights...defenseman Ryan Whitney collected an assist on Ryan's first goal, extending his point streak to four consecutive games, which co-led the NHL at the conclusion of the game...defenseman Chris Pronger, left wing Rob Niedermayer and center Todd Marchant each tallied a helper in the game...left wing Drew Miller scored his second career playoff goal, an empty-netter with 41 seconds remaining on the clock...Hiller was perfect in net, stopping all 31 shots he faced...the Ducks were also perfect on the penalty kill for the third game of the series.

PP: 0-4 PK: 0-2 SF: 26 SA: 31 TOI: C. Pronger (25:00) Three Stars: 1. Ryan 2. Hiller 3. Wisniewski

GAME 5 (APRIL 25, 2009) - ANAHEIM 2 @ SAN JOSE 3 OT

The San Jose Sharks reduced the Ducks' Western Conference Quarterfinal series lead to one game with a 3-2 overtime victory in Game 5 at HP Pavilion, the first overtime contest of the series...holding true to form, the team to score first improved to 5-0 while the home team won its second straight after the visitors took the first three games of the series...the Sharks jumped out to a 2-0 lead with goals by Joe Thornton and Devin Setoguchi in the first and second periods, respectively...the Ducks responded with a two-goal third period to force overtime...center Ryan Carter got Anaheim on the scoreboard with his first career playoff goal (Nabokov) 55 seconds in the third before right wing Corey Perry tied the game with his second of the playoffs at 4:42 of the third...defenseman Scott Niedermayer (0-2=2) and centers Ryan Getzlaf (0-1=1) and Andrew Ebbett (0-1=1) drew assists on the third-period goals...the teams went scoreless through the remainder of regulation, pushing the game to OT...Patrick Marleau held off elimination for the Sharks with his game-winner at 6:02 of OT...in a tough-luck loss, goaltender Jonas Hiller stopped 45-of-48 shots in his first career postseason overtime game.

PP: 0-3 PK: 1-3 SF: 25 SA: 48 TOI: R. Whitney (28:11) Three Stars: 1. Marleau 2. Thornton 3. S. Niedermayer

GAME 6 (APRIL 27, 2009) - ANAHEIM 4 vs. SAN JOSE 1

The Ducks broke a scoreless tie at 13:03 of the second period, followed by two more unanswered goals to defeat the Sharks in Game 6 of the CQF and advance to the CSF...right wing Corey Perry put the Ducks on the board with a power play goal to tie the game at 12:33 of the first period...right wing Teemu Selanne scored a power play goal at 13:03 of the second, which would prove to be the game-winner...it was the 10th postseason game-winner of his career and first since May 20, 2007 in Game 5 of the WCF at Detroit...defenseman Francois Beauchemin scored his first goal of the postseason just 1:23 after Selanne's marker...center Ryan Getzlaf scored at 17:06 of the third to add another insurance goal...Getzlaf completed the "Gordie Howe hat trick," collecting an assist on Perry's goal while also squaring off against San Jose center Joe Thornton just two seconds into the contest...defenseman Chris Pronger added two assists while defenseman Scott Niedermayer, centers Mike Brown and Ryan Carter and left wingers Rob Niedermayer and Drew Miller each notched a single assist...the Ducks scored on the power play for the fourth game in the series...goaltender Jonas Hiller won his fourth career postseason game, stopping 36-of-37 shots.

PP: 2-5 PK: 1-4 SF: 32 SA: 37 TOI: S. Niedermayer (27:59) Three Stars: 1. Hiller 2. Pronger 3. S. Niedermayer

WESTERN CONFERENCE SEMIFINALS

GAME 1 (MAY 1, 2009) - ANAHEIM 2 @ DETROIT 3

Detroit's Nicklas Lidstrom scored the second of his two goals with just 49 seconds remaining in the game, breaking the 2-2 tie and giving the Red Wings a 3-2 win and 1-0 series lead at Joe Louis Arena...the loss moved Anaheim's lifetime postseason record in Detroit to 4-6...right wing Corey Perry gave the Ducks an early one-goal lead, putting the club on the board at 7:28 of the first period...Perry extended his goal streak to four games...following two Detroit goals, right wing Teemu Selanne scored a power play goal for the Ducks with just 17 seconds remaining in the second, sending the two clubs into the dressing room with a 2-2 tie at intermission...in his 50th career postseason contest, center Ryan Getzlaf collected assists on both Anaheim goals, extending his assist streak to five games...he also led the club in TOI with 27:55...defenseman Chris Pronger also registered assists on both the Perry and Selanne goals...goaltender Jonas Hiller was handed the tough-luck loss, stopping 34-of-37 shots on net.

PP: 1-3 PK: 2-6 SF: 24 SA: 37 TOI: R. Getzlaf (27:55) Three Stars: 1. Lidstrom 2. Franzen 3. Getzlaf

GAME 2 (MAY 3, 2009) - ANAHEIM 4 @ DETROIT 3 3OT

Center Todd Marchant broke a 3-3 tie in the third overtime period to propel the Ducks to a 4-3 victory over the Red Wings at Joe Louis Arena in Game 2 of the Western Conference Semifinals...Marchant's second career playoff overtime goal evened the series at a game apiece as Anaheim won its fifth consecutive overtime game against Detroit...the contest marked the longest game for Anaheim since Game 1 of the CSF at Dallas on Apr. 24, 2003 (W, 4-3 in 5 OT) and third triple overtime game against the Red Wings...goaltender Jonas Hiller stopped 59-of-62 shots, marking the most saves by an Anaheim netminder since J.S. Giguere made 63 stops in Game 1 of the CQF on Apr. 10, 2003 at Detroit...the game opened with Anaheim and Detroit scoring twice in the first period as center Ryan Getzlaf and defenseman Chris Pronger netted goals for the Ducks...center Ryan Carter gave Anaheim a 3-2 lead with a power play goal at 4:42 of the second before Detroit forced overtime with Johan Franzen's game-tying goal at 5:19 of the third...after two scoreless overtime periods, Marchant ended the drama at 1:15 of the third extra frame, the lone assist going to defenseman James Wisniewski...Getzlaf led all skaters with 1-2=3 points while right wing Corey Perry recorded the only other multiple-point game with a pair of assists (0-2=2)...defenseman Scott Niedermayer (0-1=1) and right wing Bobby Ryan (0-1=1) also earned assists in the victory...Pronger paced all skaters with 46:21 TOI.

PP: 2-4 PK: 1-3 SF: 46 SA: 62 TOI: C. Pronger (46:21) Three Stars: 1. Hiller 2. Franzen 3. Pronger

GAME 3 (MAY 5, 2009) - ANAHEIM 2 vs. DETROIT 1

Returning to Honda Center for Game 3 of the Western Conference Semifinals, the Ducks edged the Red Wings, 2-1, to take a 2-1 lead in the best-of-7 series...goaltender Jonas Hiller turned in another strong playoff performance, stopping 45-of-46 shots for his second consecutive win and sixth of the playoffs...Hiller faced 11 shots in the first period, 17 in the second and 18 in the third, allowing only a Henrik Zetterberg power play goal at 14:20 of the middle frame...right wing Teemu Selanne opened the scoring at 12:49 of the first, converting on a breakaway pass from center Ryan Carter, who collected his second assist of the playoffs...defenseman Scott Niedermayer's power play goal at 8:16 of the second marked his eighth career playoff game-winner, tied for second all-time among defensemen in the postseason...center Ryan Getzlaf and defenseman Chris Pronger drew assists on the Niedermayer goal.

PP: 1-4 PK: 1-5 SF: 23 SA: 46 TOI: C. Pronger (26:55) Three Stars: 1. Hiller 2. Pronger 3. Zetterberg

GAME 4 (MAY 7, 2009) - ANAHEIM 4 vs. DETROIT 6

Fueled by two-goal outings from center Johan Franzen and right wing Marian Hossa, the Red Wings defeated the Ducks, 6-3, at Honda Center to even the Western Conference Semifinals at two games apiece...Anaheim right wing Corey Perry opened the scoring at 0:42 of the first period, tying a franchise postseason record for the fastest goal scored to start a game (Petr Sykora scored 42 seconds into Game 5 of the 2003 Stanley Cup Final, June 5, 2003 at New Jersey)...Franzen scored twice in the latter half of the period as Detroit would not trail for the remainder of the night...Perry, who scored his second goal of the game at 11:03 of the second period, finished with a playoff career-high 2-1=3 points and his first career postseason multiple-goal game...defenseman Scott Niedermayer also scored for Anaheim at 10:03 of the third, marking his team-leading third power play goal of the playoffs...center Ryan Getzlaf (0-2=2) had a pair of assists and defenseman Chris Pronger (0-1=1) added a single helper in the setback...goaltender Jonas Hiller turned away 28-of-33 shots before being relieved by J.S. Giguere, who stopped all six shots in his 2009 playoff debut...the game drew a club-record 17,601 fans, besting the previous mark of 17,597 set on Jan. 2, 2009 vs. Philadelphia.

PP: 1-3 PK: 1-5 SF: 28 SA: 40 TOI: S. Niedermayer (24:59) Three Stars: 1. Franzen 2. Hossa 3. Perry

GAME 5 (MAY 10, 2009) - ANAHEIM 1 @ DETROIT 4

With a 4-1 defeat in Game 5 of the Western Conference Semifinals at Joe Louis Arena, the Ducks lost their second consecutive game to the Red Wings to fall behind in the best-of-7 series three games to two...after a scoreless first period, Detroit erupted for two goals 39 seconds apart in the second courtesy of Johan Franzen and Jiri Hudler...at 15:57 of the second, defenseman Ryan Whitney scored his first goal as a Duck on the power play to bring Anaheim back to within one of Detroit...centers Eric Christensen and Andrew Ebbett drew assists on Whitney's goal...the Ducks would not find the back of the net again despite several quality scoring chances against Detroit netminder Chris Osgood...Anaheim goaltender Jonas Hiller stopped 34-of-37 shots, including 15 in the second, in the tough-luck loss...the Ducks went a perfect three-for-three on the penalty kill for the first time in the series.

PP: 1-3 PK: 0-3 SF: 17 SA: 38 TOI: C. Pronger (26:30) Three Stars: 1. Zetterberg 2. Ericsson 3. Datsyuk

GAME 6 (MAY 12, 2009) - ANAHEIM 2 vs. DETROIT 1

The Ducks forced the series to a decisive Game 7 with a 2-1 victory at Honda Center...top-liners Ryan Getzlaf and Corey Perry figured in on each of the goals...on the first goal, Getzlaf tipped in the puck off a deflection from Perry on the power play...on the second goal, Perry tipped the puck in the net off a shot by Getzlaf from the blueline...defenseman Scott Niedermayer also registered an assist on the Getzlaf goal while right wing Bobby Ryan notched a helper on Perry's game-winner...it was Perry's second career GWG (also in Game 3 of the CSF, Apr. 29, 2007 @ VAN) and the first of 2009...the club held the Red Wings scoreless for 56:25 until Detroit's Johan Franzen scored a goal at 17:35 of the third period on the power play...Jonas Hiller stopped 38-of-39 shots for his fifth game of the postseason in which he allowed one-goal-or-less...the Ducks improved their lifetime Game 6 record to 7-1 and a perfect 6-0 at home.

PP: 1-5 PK: 1-4 SF: 28 SA: 39 TOI: C. Pronger (26:36) Three Stars: 1. Hiller 2. Getzlaf 3. S. Niedermayer

GAME 7 (MAY 14, 2009) - ANAHEIM 3 @ DETROIT 4

Detroit's Dan Cleary scored the game- and series-winning goal with three minutes left in regulation as the Ducks were eliminated from the Stanley Cup Playoffs with a 4-3 loss to the Red Wings in Game 7 of the CSF at Joe Louis Arena...Anaheim rallied from 2-0 and 3-1 deficits with goals from right wings Teemu Selanne, Corey Perry and Bobby Ryan...Ryan's goal at the 7:37 mark of the third period tied the game at 3-3, erasing a Detroit lead that had stood since 15:53 of the first...goaltender Jonas Hiller was once again strong in net for the Ducks with 36 saves on 40 shots, including 17 in the first period...Perry, Selanne, center Ryan Carter and defensemen Scott Niedermayer, Chris Pronger and Ryan Whitney all drew single assists in the setback, Anaheim's third Game 7 defeat in franchise history.

PP: 1-5 PK: 1-5 SF: 27 SA: 40 TOI: C. Pronger (28:23) Three Stars: 1. Cleary 2. Helm 3. Selanne

ANAHEIM DUCKS 2008 PLAYOFF STATISTICS & NOTES



POS	NO.	PLAYER	GP	TOI	G	A	PTS	+/-	PIM	PP	SH	GW	OT	S	PCTG
D	25	Chris Pronger	6	24:13	2	3	5	-1	12	2	0	1	0	12	16.7
C	15	Ryan Getzlaf	6	20:29	2	3	5	-2	6	1	0	0	0	14	14.3
R	8	Teemu Selanne	6	19:34	2	2	4	-1	6	2	0	1	0	20	10.0
R	10	Corey Perry	3	14:54	2	1	3	1	8	0	0	0	0	7	28.6
C	22	Todd Marchant	6	17:39	2	0	2	1	0	0	0	0	0	8	25.0
D	21	Sean O'donnell	6	15:31	1	1	2	3	2	0	0	0	0	3	33.3
L	32	Travis Moen	6	14:08	1	1	2	-1	2	0	0	0	0	4	25.0
D	27	Scott Niedermayer	6	24:24	0	2	2	-2	4	0	0	0	0	7	.0
R	4	Todd Bertuzzi	6	14:14	0	2	2	-2	14	0	0	0	0	11	.0
L	14	Chris Kunitz	6	18:30	0	2	2	-2	8	0	0	0	0	14	.0
D	11	Mathieu Schneider	6	20:29	1	0	1	-3	8	0	0	0	0	7	14.3
C	39	Doug Weight	5	7:38	0	1	1	1	4	0	0	0	0	2	.0
G	35	Jean-Sebastien Giguere	6	59:38	0	1	1	0	0	0	0	0	0	0	.0
D	40	Kent Huskins	6	14:34	0	1	1	-3	2	0	0	0	0	2	.0
R	16	George Parros	1	2:42	0	0	0	0	0	0	0	0	0	0	.0
C	44	Rob Niedermayer	2	13:46	0	0	0	-1	0	0	0	0	0	1	.0
C	17	Brian Sutherby	5	5:28	0	0	0	0	2	0	0	0	0	3	.0
L	24	Brad May	6	6:55	0	0	0	1	4	0	0	0	0	6	.0
C	26	Samuel Pahlsson	6	18:18	0	0	0	1	0	0	0	0	0	5	.0
D	23	Francois Beauchemin	6	21:01	0	0	0	2	26	0	0	0	0	4	.0
C	20	*Ryan Carter	6	11:02	0	0	0	-2	6	0	0	0	0	6	.0

SW#	GOALTENDER	GPI	MINS	AVG	W	L	EN	SO	GA	SA	SV%	G	A	PIM
35	Jean-Sebastien Giguere	6	358	3.18	2	4	1	0	19	187	.898	0	1	0
	GOALTENDING TOTALS	6	360	3.33	2	4	1	0	20	188	.894	0	1	0

The Anaheim Ducks completed the 2007-08 regular season with a mark of 47-27-8 record for 102 points, finishing second in the Pacific Division and fourth in the Western Conference. The Ducks advanced to the NHL Playoffs for a franchise-record third consecutive season and faced the fifth-seed Dallas Stars for the second time in club postseason history. Holding home ice advantage, Anaheim lost Games 1 and 2 at Honda Center before earning its first win in Game 3 at American Airlines Center. A Game 4 loss in Dallas forced the Ducks into a must-win situation for the remainder of the series. Anaheim responded with a convincing victory in Game 5 before the 77th consecutive sellout at Honda Center but was eventually eliminated with a Game 6 loss in Dallas. It was just the second first-round exit in six NHL Playoffs for the Ducks and the first since the 1999 postseason. Center Ryan Getzlaf and defenseman Chris Pronger finished tied for the team scoring lead with 2-3=5 points each while right wing Teemu Selanne finished third with 2-2=4 points.

GAME 1 (April 10, 2008) - ANAHEIM 0 vs. DALLAS 4

Special teams won the game for Dallas, scoring four power play goals as the Ducks fell to the Stars, 4-0, in Game 1 of the Western Conference Quarterfinals... Dallas forwards Steve Ott, Loui Eriksson, Jere Lehtinen and Brenden Morrow scored a power play goal each...Morrow also picked up two assists for a three-point game...both Mike Ribeiro and Stephane Robidas each earned two assists...Stars goaltender Marty Turco stopped all 23 Ducks shots...J.S. Giguere turned away 33-of-37 shots in the loss...Bobby Ryan made his NHL career postseason debut, recording one shot with 13:13 TOI...Scott Niedermayer had a game-high 24:45 TOI.

PP: 0-3 PK: 4-7 SF: 23 SA: 37 TOI: S. Niedermayer (24:45) Three Stars: 1. Ribeiro 2. May 3. Turco

GAME 2 (April 12, 2008) - ANAHEIM 2 vs. DALLAS 5

The Stars jumped out to an early 2-0 lead, but the Ducks answered back as Teemu Selanne scored a power play goal at 3:41 of the first period...Scott Niedermayer and Ryan Getzlaf notched the assists on the Selanne goal...Travis Moen evened the score with an even-strength goal at 16:19 of the second with Todd Bertuzzi earning the single assist...the Ducks failed to capitalize on two early third-period power play attempts...Mike Modano scored the eventual game-winner for the Stars on the power play at 5:47 of the third...Brad Richards followed with another goal less than a minute later to extend the Stars lead to two goals...Loui Eriksson scored the Stars' fifth and final goal at 14:36 of the third...J.S. Giguere stopped 25-of-30 shots in the loss.

PP: 1-6 PK: 2-6 SF: 22 SA: 30 TOI: C. Pronger (25:02) Three Stars: 1. Richards 2. Getzlaf 3. Ribeiro

GAME 3 (April 15, 2008) - ANAHEIM 4 @ DALLAS 2

The Ducks became contenders in the series, cutting the Stars' lead to two games to one with a 4-2 victory in Game 3 of the CQF...Todd Marchant opened the scoring for the Ducks with a goal at 6:39 of the first period for his first postseason goal since Game 3 of the WCF, May 23, 2006 at Edmonton...Travis Moen and Chris Pronger assisted on Marchant's goal...Ryan Getzlaf scored an unassisted goal, his first of the 2008 postseason, at 10:09 of the first...Pronger scored his first of two goals on the power play at 14:31 of the first, giving the Ducks a 3-0 lead...Todd Bertuzzi and Doug Weight each earned assists...Pronger pushed the score to 4-0 with another power play tally at 5:34 of the second...Teemu Selanne and Getzlaf provided the helpers...it was the first multi-goal game of Pronger's postseason career and tied the club record for points in a playoff game by a defenseman (also a career high)...in addition, his two goals tied a club record for most goals by a defenseman in a postseason contest...J.S. Giguere stopped 31-of-33 shots in the victory.

PP: 2-4 PK: 2-7 SF: 15 SA: 33 TOI: S. Niedermayer (26:56) Three Stars: 1. Pronger 2. Morrow 3. Giguere

GAME 4 (April 17, 2008) - ANAHEIM 1 @ DALLAS 3

All four of the game's goals were scored at even strength, as the Stars bested the Ducks, 3-1, in Game 4 of the CQF at American Airlines Center...after giving up a goal at 16:39 of the first period to Dallas' Joel Lundqvist, the score remained the same until 9:01 of the third period when Dallas' Stu Barnes put the Stars up, 2-0...Steve Ott added another Dallas goal at 17:17 of the third...Mathieu Schneider spoiled the Dallas shutout, scoring with 0:08 seconds remaining in the game...Corey Perry, returning for his first postseason contest after missing six weeks with a lacerated right quadriceps tendon, collected an assist on Schneider's goal...Kent Huskins also picked up an assist on the Ducks' lone goal, his second career postseason point...J.S. Giguere stopped 17-of-20 shots in the loss...

PP: 0-5 PK: 0-6 SF: 28 SA: 20 TOI: S. Niedermayer (25:32) Three Stars: 1. Turco 2. Barnes 3. Modano

GAME 5 (April 18, 2008) - ANAHEIM 5 vs. DALLAS 2

Anaheim extended the series to a sixth game with a 5-2 victory at Honda Center...Corey Perry scored his first goal of the postseason at 8:25 of the first period, with Sean O'Donnell collecting the assist...the Ducks' next two goals were scored on the power play, with Ryan Getzlaf scoring at 11:03 of the second and Teemu Selanne (GWG) scoring at 0:48 of the third...O'Donnell added an insurance goal at 12:05 of the third, his first goal in the postseason since Game 3 of the WCF, May 23, 2006 at EDM...he also established a career high for points in a postseason contest (1-1=2)...Chris Pronger and Chris Kunitz each had a two-assist nights while Getzlaf and Selanne also collected single assists...Todd Marchant scored his second goal of the postseason with an empty-netter at 18:36 of the third...J.S. Giguere earned his second victory of the 2008 playoffs, stopping 40-of-42 shots.

PP: 2-3 PK: 0-7 SF: 42 SA: 32 TOI: C. Pronger (27:14) Three Stars: 1. Giguere 2. Selanne 3. Ribeiro

GAME 6 (April 20, 2008) - ANAHEIM 1 vs. DALLAS 4

The Ducks were eliminated from the 2008 NHL Playoffs with a 4-1 loss to the Stars in Game 6 of the CQF at American Airlines Center...Corey Perry opened the scoring with his second goal in as many games, successfully converting at the 2:11 mark of the second period...assists went to Scott Niedermayer and J.S. Giguere, who collected his first playoff point since the 2003 postseason...Dallas clinched the series victory with four goals in the third period, including tallies from Stephane Robidas, Stu Barnes, Loui Eriksson and Mike Modano...Giguere finished with 22 saves on 26 shots...the setback marked Anaheim's first opening-round loss since 1999.

PP: 0-3 PK: 2-5 SF: 18 SA: 26 TOI: S. Niedermayer (25:23) Three Stars: 1. Robidas 2. Morrow 3. Barnes

ANAHEIM DUCKS 2007 PLAYOFF STATISTICS & NOTES



POS	NO.	PLAYER	GP	AVG TOI	G	A	PTS	+/-	PIM	PP	SH	GW	OT	S	PCTG
C	15	Ryan Getzlaf	21	21:43	7	10	17	1	32	3	1	3	0	57	12.3
R	10	Corey Perry	21	16:29	6	9	15	5	37	1	0	1	0	58	10.3
R	8	Teemu Selanne	21	19:07	5	10	15	1	10	0	0	2	1	60	8.3
D	25	Chris Pronger	19	30:11	3	12	15	10	26	1	0	0	0	58	5.2
C	19	Andy McDonald	21	18:37	10	4	14	6	10	5	0	0	0	64	15.6
L	32	Travis Moen	21	17:18	7	5	12	5	22	0	0	3	1	34	20.6
C	26	Samuel Pahlsson	21	19:25	3	9	12	10	20	0	0	2	0	30	10.0
D	27	Scott Niedermayer	21	29:50	3	8	11	2	26	1	0	2	2	42	7.1
C	44	Rob Niedermayer	21	18:34	5	5	10	9	39	0	1	1	0	42	11.9
D	23	Francois Beauchemin	20	30:33	4	4	8	2	16	4	0	0	0	58	6.9
R	17	*Dustin Penner	21	14:04	3	5	8	4	2	0	0	2	0	37	8.1
L	14	Chris Kunitz	13	17:47	1	5	6	1	19	0	0	0	0	28	3.6
C	22	Todd Marchant	11	15:44	0	3	3	1-	12	0	0	0	0	19	.0
D	5	Ric Jackman	7	6:04	1	1	2	2	2	1	0	0	0	2	50.0
D	21	Sean O'donnell	21	20:20	0	2	2	8	10	0	0	0	0	13	.0
L	24	Brad May	18	7:21	0	1	1	1-	28	0	0	0	0	14	.0
D	40	Kent Huskins	21	11:44	0	1	1	4	11	0	0	0	0	5	.0
C	13	Mark Hartigan	1	3:34	0	0	0	0	0	0	0	0	0	0	.0
D	34	*Aaron Rome	1	11:01	0	0	0	2-	0	0	0	0	0	0	.0
R	46	Joe Motzko	3	3:54	0	0	0	0	2	0	0	0	0	2	.0
L	18	*Andrew Miller	3	6:59	0	0	0	1	2	0	0	0	0	3	.0
C	52	*Ryan Carter	4	3:12	0	0	0	1-	0	0	0	0	0	0	.0
R	16	George Parros	5	3:49	0	0	0	0	10	0	0	0	0	1	.0
G	30	Ilya Bryzgalov	5	53:22	0	0	0	0	0	0	0	0	0	0	.0
R	38	*Ryan Shannon	11	4:03	0	0	0	0	6	0	0	0	0	5	.0
L	45	Shawn Thornton	15	3:57	0	0	0	3-	19	0	0	0	0	5	.0
D	33	Joe Dipenta	16	8:12	0	0	0	0	4	0	0	0	0	3	.0
G	35	J.S. Giguere	18	59:16	0	0	0	0	0	0	0	0	0	0	.0
SW# GOALTENDER			GPI	MINS	AVG	W	L	EN	SO	GA	SA	SV %	G	A	PIM
35	J.S. Giguere	18	1067	1.97	13	4	0	1	35	451	.922	0	0	0	
30	Ilya Bryzgalov	5	267	2.25	3	1	0	0	10	128	.922	0	0	0	
GOALTENDING TOTALS			21	1341	2.01	16	5	0	1	45	579	.922			

CUP IN CALIFORNIA:

By securing their first Stanley Cup championship in franchise history, the Anaheim Ducks also became the first team from California to win the Stanley Cup... their appearance in the Final marked just the fifth time since 1926 that a West Coast team competed for the Stanley Cup (also Vancouver (1982 & 1994), Los Angeles (1993) & Anaheim (2003))...the Ducks were the first West Coast team to win the Stanley Cup since the 1925 Victoria Cougars and the first U.S. team to win it since the 1917 Seattle Metropolitans.

KEEPING IT IN THE FAMILY:

Rob and Scott Niedermayer were the first set of brothers to win the Stanley Cup together since Brent and Duane Sutter won with the 1983 New York Islanders (they also won Cup with Islanders in 1982)...they were the first set of brothers to compete on the same team in the Stanley Cup Final since Rich and Ron Sutter played for the Philadelphia Flyers in the 1985 Final vs. the Edmonton Oilers (lost)...the Niedermayers were also the first brother combination on opposing clubs to appear in the Stanley Cup Final since 1946 when they met in the 2003 Stanley Cup Final.

YOUTH RAISE THE CUP:

The 2007 Champions had the largest contingency of players (11) in their first or second NHL year on one Stanley Cup roster...the 1986 Montreal Canadiens are the only team that comes close to the Ducks number of first or second year players on a Stanley Cup winning roster with 10...below is a list of Ducks that were in their first or second NHL season that played in at least one game with the club during their playoff run:

Ilya Bryzgalov	Drew Miller	Francois Beauchemin	Dustin Penner
Ryan Carter	Corey Perry	Ryan Getzlaf	Aaron Rome
Kent Huskins	Ryan Shannon	Chris Kunitz	

FOUR SCORE:

The Ducks were the first team since the 1989 Calgary Flames to have one player or fewer to have previously won the Stanley Cup...Scott Niedermayer was the only Ducks player who has previously won the Cup with the 1995, 2000 and 2003 New Jersey Devils...the 1989 Flames entered the Stanley Cup Final without a single player who had previously won a Cup.

ROOKIES CHIP IN:

The Ducks had five rookie players on their roster who competed in at least three 2007 playoff games...the last Stanley Cup championship team to have more than five rookies compete in at least three playoff games during a postseason run were the 1986 Montreal Canadiens, who had eight...below is a list of the rookies on the Ducks Stanley Cup winning roster that competed in at least three playoff games in 2007:

Ryan Carter Kent Huskins
Drew Miller Dustin Penner
Ryan Shannon

WASTING LITTLE TIME:

The Anaheim Ducks secured the Stanley Cup in just 21 games...with the 1992 Pittsburgh Penguins, the Ducks were the 5th (tied) fastest run to winning the Stanley Cup in NHL history since the best-of-seven series was implemented in 1987.

Year	Team	Record	Win %
1988	Edmonton Oilers	16-2	.889
1993	Montreal Canadiens	16-4	.800
1997	Detroit Red Wings	16-4	.800
1995	New Jersey Devils	16-4	.800
2007	Anaheim Ducks	16-5	.762
1992	Pittsburgh Penguins	16-5	.762

TOP FLIGHT OVER LAST FOUR YEARS:

The Ducks advanced to the Conference Finals for the third time in the last four NHL seasons...no other team has advanced to the Conference Finals more than once over that span (since 2003 playoffs)...the Sabres and Senators advanced to the Conference Finals for the second time in four years...the Ducks were the ONLY team in the NHL to advance to the Stanley Cup Final twice in the previous four years.

EASTERN CONFERENCE FINALS

YEAR	Team	Team
2003	Ottawa	New Jersey
2004	Tampa Bay	Philadelphia
2006	Carolina	Buffalo
2007	Ottawa	Buffalo

WESTERN CONFERENCE FINALS

Team	Team
Anaheim	Minnesota
Calgary	San Jose
Anaheim	Edmonton
Anaheim	Detroit

STANLEY CUP FINAL

Team	Team
New Jersey	Anaheim
Tampa Bay	Calgary
Carolina	Edmonton
Ottawa	Anaheim

FEELING AT HOME IN THE FINAL:

The Ducks remain undefeated at home (7-0) in Stanley Cup Final contests and are 8-0 at home in series-clinching games (4-0 in 2007, 3-0 in 2003 and 1-0 in 1997).

DUCKS IN THE POSTSEASON:

For the first time in franchise history, the Ducks qualified for the Stanley Cup Playoffs in consecutive seasons...the club also qualified in 2006, 2003, 1999 and 1997...the Ducks have a win percentage of .603 in the Stanley Cup Playoffs with a 44-29 overall record.

WINNING THE CLOSE ONES:

The Ducks posted a 12-2 record in games decided by one goal...the club tied the NHL playoff record for the most one-goal victories in one postseason...the 2003 Mighty Ducks of Anaheim had 12 one-goal victories during their Stanley Cup Final run...the 1993 Montreal Canadiens also accomplished this feat as they went on to win the Stanley Cup...in addition, the Ducks were T-2nd in lead-changing, game-winning goals that occurred in the third period or overtime:

GAME-WINNING GOALS IN THE THIRD PERIOD OR OVERTIME

Year	Team	3rd Period/OT Wins
1993	Montreal Canadiens	12
2007	Anaheim Ducks	10
1994	Vancouver Canucks	10
1999	Dallas Stars	10
2003	Mighty Ducks of Anaheim	10

GETTING IT DONE AT HOME:

With their win vs. OTT in Game Five of the Stanley Cup Final, the Ducks won their 10th (10-2) game at home in the postseason and have an overall home record of 23-7 since the start of the 2003 Stanley Cup Playoffs...in addition, Anaheim is 8-0 in series-clinching games at home, including 4-0 in 2007 (3-0 in 2003, 1-0 in 1997).

ANAHEIM DUCKS 2007 PLAYOFF NOTES

DUCKS AT PEAK PLAYOFF SPOT SINCE 2003:

The Ducks have the most playoff wins (40) AND best playoff winning percentage (.690) in the NHL since the start of the 2003 post-season...below is a look at the top 10 playoff win totals in the NHL since 2003:

	GP	W	L	Win %
Anaheim Ducks	58	40	18	.690
Ottawa Senators	53	30	23	.566
New Jersey Devils	49	27	22	.551
Tampa Bay Lightning	45	24	21	.533
San Jose Sharks	39	22	17	.564
Calgary Flames	39	20	19	.512
Buffalo Sabres	33	20	13	.606
Philadelphia Flyers	37	19	18	.513
Edmonton Oilers	30	17	13	.566
Carolina Hurricanes	25	16	9	.640

OVERTIME ON DUCKS SIDE:

Since the 2003 Stanley Cup Playoffs, the Ducks have appeared in 15 postseason contests that have been decided in overtime...the club is 13-2 in those games, the most by any team since 2003...below is a look at the top six teams in the NHL with the most overtime playoff wins:

Team	GP	W	L	Win %
Anaheim	15	13	2	.867
Ottawa	11	7	4	.636
Colorado	9	6	3	.667
Calgary	9	6	3	.667
Buffalo	10	6	4	.600
Vancouver	11	6	5	.545

GIGUERE OUTSTANDING IN OVERTIME:

With the Ducks' overtime loss April 27 vs. VAN in Game Two of the Western Conference Semifinals, J.S. Giguere snapped his OT shutout streak at 197:52, which is the longest OT playoff minute shutout streak in NHL history...Giguere's streak began on April 10, 2003 in the CQF vs. DET when the Ducks edged the Red Wings, 2-1 in triple overtime...in 250:47 career postseason OT minutes, Giguere has a 0.24 GAA and .990 SV% (101-for-102)...with two OT wins in the CSF vs. VAN (May 1 and May 3) and two in the WCF vs. DET (May 13 and May 20), he is now 12-1 in his career in overtime (7-0 in 2003, 1-0 in 2006 and 4-1 in 2007)...Giguere is the only player to post a 12-1 record in OT in his first 13 career playoff OT games...in addition, Giguere's OT winning percentage (.923) is the highest for any goaltender with 10-plus OT decisions:

BEST POST SEASON OVERTIME RECORDS

(minimum of 10 overtime appearances)

PLAYER	Team	GP	W	L	WIN %
Jean-Sebastien Giguere	ANA	13	12	1	.923
Billy Smith	NYI	21	16	5	.762
Felix Potvin	TOR/LA	20	15	5	.750
Arturs Irbe	SJ/CAR	12	9	3	.750
Johnny Bower	TOR	11	8	3	.727

GIGUERE TOUGH TO BEAT:

J.S. Giguere allowed two goals or less in 13 of his 18 appearances in the 2007 Stanley Cup Playoffs...he recorded a shutout on May 30 vs. OTT in Game Two of the SCF when he stopped all 16 shots he faced...it was his sixth career postseason shutout, with the previous five coming in the 2003 playoff campaign (most recent: June 2, 2003 vs. NJ in Game Four of the SCF, also a 1-0 victory)...he finished the postseason 4th in the NHL with a 1.97 GAA and T-5th in the NHL with a .922 SV%, stopping 416-of-451 shots...in addition, he successfully stopped the only penalty shot he faced during the 2007 postseason on June 6 vs. OTT (A. Vermette @ 7:23 of the third period)...he won 13 of his 17 starts, including four OT victories (May 3 vs. VAN, May 1 @ VAN, May 13 @ DET and May 20 @ DET) and stopped all shots he faced coming on in relief of Ilya Bryzgalov on April 17 @ MIN...Giguere has appeared in 45 career postseason contests, posting a 31-13 record, with a 1.96 GAA and .929 SV%.

SWEDE SUCCESS FOR PAHLSSON:

Center Samuel Pahlsson, not usually known as a scorer (8-18=26 in 2006-07 regular season) became a major contributor to the Ducks offense during the postseason...Pahlsson recorded 3-9=12 points in 21 playoff games and was T-6th on the team in scoring...he recorded the GWG in two of the Ducks last five wins of the postseason...he scored the lone goal for the Ducks in their Game Two victory of the SCF on May 30 vs. OTT...in addition, Pahlsson scored the game-winner in the Ducks' series-clinching Game Six of the WCF vs. DET on May 22...he also led the league in postseason faceoff wins (249) and hits (79).

GETZLAF BREAKS THROUGH:

In just his second season, center Ryan Getzlaf was one of the more prolific scorers throughout the Ducks postseason run...he earned 7-10=17 points in 21 postseason contests, eclipsing his point total in the 2006 Stanley Cup Playoffs by 10 points (3-4=7)...Getzlaf led the club in scoring, was 2nd in goal scoring and 5th in the NHL in postseason scoring...in addition, he was T-2nd in the NHL in game-winning goals (3) and short-handed goals (1)...he also had a two-game goal streak (2-0=2) May 22-28 and scored three goals in the last six games (3-3=6)...Getzlaf collected 4-4=8 points in the last eight playoff games and 4-6=10 points in the last 11 games.

S. NIEDERMAYER SHINES IN OT:

On May 3 in the CSF, defenseman Scott Niedermayer scored the series-clinching OT goal against the Vancouver Canucks in the CSF...it was the first OT goal of his postseason career, while also holding the all-time regular season OT goal record among defensemen with 10...he added a second postseason OT goal, just 10 days after the first, on May 13 at Detroit in Game Two of the WCF (4-3 victory)...In addition, on May 20 in Game 5 of the WCF at Detroit, Niedermayer scored the game-tying goal with 48 seconds left before Teemu Selanne scored in OT to give the Ducks a crucial 2-1 victory...Niedermayer tied the record for most OT goals by a defenseman in one playoff year:

MOST OVERTIME GOALS BY DEFENSEMAN IN ONE PLAYOFF YEAR

Year	Player	Team	Goals
2007	Scott Niedermayer	Anaheim	2
2002	Niclas Wallin	Carolina	2
1995	Chris Chelios	Chicago	2
1950	Leo Reise, Jr.	Detroit	2

CHECKING LINE BECOMES SCORING LINE:

The Ducks line combination of Samuel Pahlsson-Rob Niedermayer-Travis Moen was the Ducks checking line all season, but in addition to their defensive responsibilities, all three became prolific scorers in the postseason...the line combined for 15-19=31 points in 21 postseason games, including six GWGs...Moen recorded the game-winner in Game Five of the SCF on June 6 vs. OTT (also recorded the first two-goal game of his postseason career) and the OT goal in Game Four of the CSF on May 1 @ VAN...in addition, he also scored the game-winner in Game One of the SCF vs. OTT...Pahlsson had two game-winners (May 30 vs. OTT in Game Two of the SCF, 1-0 victory and May 22 vs. DET in Game Six of the WCF, 5-3 victory) and R. Niedermayer had one game-winner (Apr. 15 vs. MIN in Game Three of the CQF)...the trio recorded a combined +24 rating throughout the 2007 Stanley Cup Playoffs.

PRONGER AT THE TOP OF HIS GAME:

In 19 postseason contests, Chris Pronger scored 3-11=14 points, which tied for 2nd on the team and 2nd in the NHL among defensemen...he was also T-7th in overall scoring, T-4th in overall assists and T-3rd in power play assists...the 2007 Stanley Cup Playoffs marked the 11th year he appeared in the postseason and recorded his second-highest career point total (5-16=21 points with EDM in 2005-06)...in addition, he was 4th in the NHL in avg. TOI with 30:11/g.

BATTLING BACK:

On May 1 @ VAN, the Ducks rallied from a 2-0 deficit in the third period, to eventually take the game in overtime...it marked the first time the club had successfully battled back from a two-goal deficit to win in postseason history...Travis Moen scored the game-winner, just over two minutes into the first overtime, marking his first career OT goal in the playoffs...with the Ducks' OT win, teams in the 2007 playoffs with a two-goal lead at any point in the game went 42-4...the only teams to come back from a two-goal deficit in the postseason are Detroit and Ottawa...Detroit rallied from two goals down twice to eventually beat San Jose 3-2 on both occasions (April 28 @ DET and May 2 @ SJ)...Ottawa came back from a two-goal deficit to win in double OT, 4-3 against Buffalo (May 12 @ BUF).

BROTHERS TEAMING UP WHEN IT COUNTS:

Brothers Scott and Rob Niedermayer both had vital roles in three of the Ducks' playoff victories...on May 3 in their series-clinching game vs. Vancouver in the CSF, Rob's hit on Jannik Hansen helped to turn the puck over for Scott's OT goal against Roberto Luongo...on May 13 at Detroit in the WCF, Rob had the first assist on Scott's second OT goal in as many games...in Game One of the Stanley Cup Final on May 28 vs. Ottawa, both Rob and Scott assisted on Travis Moen's game-winning goal as the Ducks held onto a 3-2 victory.

DEFENSE FIRST:

The Ducks allowed just 45 goals in 21 2007 Stanley Cup Playoff games...the club allowed an average of 2.14 goals-per-game, good for 3rd in the NHL in the postseason.

SHUTTING THE DOOR:

The Ducks 2007 Stanley Cup Playoff record when...

Category	Record
When scoring two or more goals in a game	15-1
When opponents are held to less than 35 shots	14-3
When not allowing a power play goal	9-1
When scoring first	10-2

ANAHEIM DUCKS 2007 PLAYOFF NOTES

SHARING THE LOAD:

Defensemen Francois Beauchemin (30:33/g), Chris Pronger (30:11/g) and Scott Niedermayer (29:50/g) were 3rd, 4th and 5th, respectively, in the NHL in avg. TOI... the only other playoff team that had three players in the top 10 in avg. TOI was Vancouver (Ohlund, 6th; Biekse, 9th; Kesler, 10th), which was eliminated by Anaheim in the CSF on May 3.

MAC'S BIG NIGHT:

On April 25 vs. VAN, Ducks center Andy McDonald recorded his first career hat trick (regular or postseason)...in addition, it was the club's second playoff hat trick in franchise history...McDonald also added an assist for 3-1=4 points, tying the most points recorded by a Duck in playoff history...Joffrey Lupul scored 4-0=4 points on May 9, 2006 in the CSF vs. COL, recording the club's first-ever postseason hat trick and four-point game.

KUNITZ PROVIDES SUPPORT:

On April 25 vs. VAN, the Ducks scored three goals in the first period, the most in the opening session by the club in the 2007 postseason...left wing Chris Kunitz provided the assists on all three goals (0-3=3), marking the first time in club history a player has collected three assists in a single period in the playoffs.

SELANNE BREAKS YET ANOTHER CLUB RECORD:

On April 13 vs. MIN in Game Two of the CQF, Teemu Selanne's assist broke Paul Kariya's franchise record for career points in the postseason...he broke the club's playoff goals record May 23, 2006 @ EDM, scoring his 15th career postseason goal as a Duck...below is a look at the Ducks' All-Time Playoff Scoring Leaders:

	Years	GP	G	A	Pts.
1. Teemu Selanne	1997-99, 2006-07	52	20	23	43
2. Paul Kariya	1997-2003	35	14	15	29
3. Ryan Getzlaf	2006-07	37	10	14	24
Rob Niedermayer	2003-07	58	9	15	24
5. Samuel Pahlsson	2003-07	58	7	16	23
Andy McDonald	2006-07	37	12	11	23
7. Scott Niedermayer	2006-07	37	5	17	22
8. Corey Perry	2006-07	32	6	12	18
9. Francois Beauchemin	2006-07	36	7	10	17
Dustin Penner	2006-07	34	6	11	17
11. Steve Rucchin	1997-2003	33	8	8	16
12. Todd Marchant	2006-07	27	3	13	16
13. Chris Pronger	2006-07	19	3	12	15
14. Chris Kunitz	2006-07	29	4	10	14

BEAUCHEMIN REPEATS FEAT:

Francois Beauchemin's two goals April 13 vs. MIN marked the third time in club history a Ducks defenseman had scored two goals in a playoff game... Beauchemin has done it twice, also scoring two goals on April 25, 2006 vs. CGY (Game 3)...the only other Ducks defenseman to score two goals in a playoff game was J.J. Daigneault, who did so in Game Two of the CQF on April 18, 1997 vs. PHX.

NIGHT OWLS:

The Ducks' double-overtime, series-clinching win on May 3 vs. VAN in Game Five of the CSF was the club's seventh multiple-overtime game in club history... the Ducks have gone 4-3 in those seven games...the club's last multiple overtime game before May 3 came on April 27 in Game Two of the CSF vs. VAN (3-2, Cowan GWG).

HATCHING HEAD COACHES IN ANAHEIM:

Of the four teams that competed in the Western Conference Semifinals, three were led by coaches who received their NHL head coaching start in Anaheim... Ron Wilson (SJ) served as Anaheim's head coach from 1993-97, while Mike Babcock made his head coaching debut with the Ducks from 2002-04...Randy Carlyle has coached the Ducks for the past two seasons, helping the team advance to the Stanley Cup Playoffs in consecutive seasons for the first time in franchise history...Vancouver's head coach, Alain Vigneault, the only CSF coach to have not served in Anaheim, succeeded Carlyle as the head coach of the Manitoba Moose (AHL) in 2005...in addition, another Anaheim connection existed in the Stanley Cup Final...Ottawa head coach Bryan Murray was the head coach of the Ducks in 2001-2002, before taking over as GM of the club (2002-2004).

PLAYOFF DEBUTS:

On April 11 vs. MIN in Game 1 of the CQF, three Ducks made their career postseason debuts...Mark Hartigan, George Parros and Kent Huskins all took the ice for the first time in NHL postseason competition...the three players recorded a combined 17:42 of TOI and maintained an even plus/minus rating...Ryan Shannon made his postseason debut on April 13 vs. MIN...after two games as a healthy scratch, Shawn Thornton played in a postseason contest for the first time on April 15 @ MIN and went on to play in 15 games going scoreless with 19 PIM...after his recall on April 8, Aaron Rome made his postseason debut on April 17 @ MIN, logging 11:01 of ice time...Drew Miller appeared in his first playoff contest April 19 vs. MIN (2:15 TOI), which also happened to be his NHL debut, in addition, Miller played in Games One and Two of the SCF, going scoreless with a +1 rating and two PIM...Ryan Carter made his NHL career debut on May 17 vs. DET in Game Four of the WCF...he also appeared in Game Four of the SCF...Joe Motzko logged 6:16 of ice time and recorded three hits in his first career NHL playoff game on May 20 @ DET.

STANLEY CUP FINAL
**GAME 5 (June 6, 2007) - ANAHEIM 6 vs. OTTAWA 2
DUCKS BECOME FIRST CALIFORNIA TEAM TO WIN STANLEY CUP**

The Ducks jumped out to an early 2-0 lead and never trailed en route to the club's first Stanley Cup title while become the first California team to secure the trophy in NHL history...Andy McDonald put the Ducks on the board early in the first, with Ryan Getzlaf and Chris Pronger providing the assists...Rob Niedermayer scored his fifth goal of the postseason late in the 17th minute of the first with Corey Perry adding the single helper...Travis Moen scored the first of his two goals at 15:44 of the second, which would prove to be the game and series-winner...Francois Beauchemin gave the Ducks an added cushion at 18:28 of the second, scoring his fourth goal of the postseason...Corey Perry sealed the deal adding a goal of his own, unassisted with just three minutes remaining in the game...McDonald, Scott Niedermayer and Samuel Pahlsson earned an assist each in the Ducks historic victory...J.S. Giguere stopped 11-of-13 shots, in addition to successfully stopping a penalty shot attempt by Antoine Vermette at 7:23 of the third...the Senators' 13 shots on goal were the fewest the Ducks have allowed in postseason history.

PP: 2-6 PK: 3-3 SF: 18 SA: 13 TOI: S. Niedermayer (30:33) Three Stars: 1. Moen 2. McDonald 3. Pahlsson

**GAME 4 (June 4, 2007) - ANAHEIM 3 vs. OTTAWA 2
DUCKS SECURE COMMANDING SERIES LEAD AS PENNER SCORES GAME-WINNER IN THIRD**

After the Senators stole the lead with just 0.3 seconds remaining in the first period, Andy McDonald scored back-to-back goals just one minute apart in the second (10:06 and 11:06) to hold a one-goal lead...the Senators evened the score with just two minutes remaining in the second...Dustin Penner scored the game-winner just 4:07 into the third as the Ducks, with the help of J.S. Giguere were able to secure the 3-1 series lead...McDonald notched a three-point game by adding an assist on the game winner, while Todd Marchant, Corey Perry, Rob Niedermayer, Sean O'Donnell and Teemu Selanne collected an assist each...Giguere stopped 21-of-23 shots for his 12th postseason victory, which included a 13-shot first period by the Senators...this was the Ducks 12th win in the postseason where the club has won by just one goal, tying an NHL record for most one-goal victories in one postseason (also 2003 Mighty Ducks of Anaheim and 1993 Montreal Canadiens).

PP: 0-3 PK: 3-4 SF: 21 SA: 23 TOI: F. Beauchemin (31:40) Three Stars: 1. McDonald 2. Beauchemin 3. Fisher

**GAME 3 (June 2, 2007) - ANAHEIM 3 vs. OTTAWA 5
MULTIPLE SENATOR COMEBACKS TOO MUCH FOR DUCKS TO OVERCOME**

The Ducks secured a one-goal lead at three different points in the game, but the Senators were able to even the score each time and eventually jumped out to a 4-3 lead before sealing the game with a mid-third period goal to win it 5-3...Andy McDonald put the Ducks on the board early with a power play goal at 5:39 of the first period with Teemu Selanne collecting the assist...the Ducks scored two goals just over two minutes apart early in the second...Corey Perry scored his fifth goal of the playoffs at 5:20 in the second with Ryan Getzlaf following suit with a goal of his own at 7:38...Dustin Penner recorded assists on both goals with Perry and Getzlaf collecting assists on the other's goal...the Ducks were 38-for-63 in the faceoff circle, registering a 60% success rate...J.S. Giguere stopped 24-of-29 shots on goal for just his fourth loss of the postseason...Chris Kunitz returned to play in Game Three after missing seven games with a broken bone in his right hand.

PP: 1-3 PK: 6-7 SF: 22 SA: 29 TOI: C. Pronger (29:26) Three Stars: 1. Volchenkov 2. Neil 3. Getzlaf

**GAME 2 (May 30, 2007) - ANAHEIM 1 vs. OTTAWA 0
PAHLSSON SCORES THE GWG FOR THE SECOND TIME IN THREE GAMES AS DUCKS SECURE 2-0 SERIES LEAD**

Samuel Pahlsson broke the scoreless tie at 14:16 of the third period with an unassisted goal as the Ducks held on to victory...J.S. Giguere gave the club its first shutout of the 2007 postseason...it was his sixth career postseason shutout, with the other five all coming in 2003 (most recent: June 2, 2003 vs. NJ in Game Four of the SCF, also a 1-0 victory)...it was the Ducks' ninth postseason win where the game-winning goal came in the third period or OT...it also marked the Ducks 11th one-goal victory of the playoffs, needing just one more one-goal victory to tie an NHL Stanley Cup Playoff record (also Mighty Ducks of Anaheim, 2003 and Montreal

Canadiens, 1993)...the Senators' 16 shots on goal were the fewest the Ducks have allowed this postseason.

PP: 0-4 PK: 4-4 SF: 31 SA: 16 TOI: F. Beauchemin (30:55) Three Stars: 1. Pahlsson 2. R. Niedermayer 3. Giguere

ANAHEIM DUCKS 2007 PLAYOFF NOTES



GAME 1 (May 28, 2007) - ANAHEIM 3 vs. OTTAWA 2

OUTSTANDING FIVE-ON-FIVE PLAY LEADS DUCKS TO 1-0 SERIES LEAD

The Ducks jumped out to a 1-0 series lead in a come-from-behind victory at Honda Center...Andy McDonald tied the game with an even-strengthened goal at 10:55 of the first period, with assists provided by Teemu Selanne...after falling behind by a goal once again in the second period, Ryan Getzlaf evened the score early in the third...Corey Perry and Ric Jackman collected the assists...with just under three minutes remaining in the game, Travis Moen scored the second game-winning goal of his postseason career as the Ducks held on to win it 3-2...Rob and Scott Niedermayer teamed up for the assists...the Ducks held the Senators to 20 shots on goal throughout the game as J.S. Giguere stopped 18-of-20 shots for his 10th win of the 2007 postseason.

PP: 0-4 PK: 5-7 SF: 32 SA: 20 TOI: C. Pronger (29:17) Three Stars: 1. Getzlaf 2. R. Niedermayer 3. Moen

WESTERN CONFERENCE FINAL

GAME 6 (May 22, 2007) - ANAHEIM 4 vs. DETROIT 3

EARLY THREE-GOAL LEAD HELPS DUCKS HOLD ONTO VICTORY AND ADVANCE TO STANLEY CUP FINAL

The Ducks advanced to the Stanley Cup Final for the second time in four years as the club was able to hang onto an early lead in Game Six of the Western Conference Finals...Rob Niedermayer scored a short-handed goal just 3:51 into the game, just his third career short-handed goal in the playoffs...Chris Pronger and Sean O'Donnell provided the helpers...the Ducks continued their scoring in the second period with a goal each coming from Corey Perry and Ryan Getzlaf...after the Red Wings got on the board with one goal, Samuel Pahlsson scored what would prove to be the game-winning goal, the third such goal of his postseason career, at 5:55 of the third...Francois Beauchemin, Getzlaf, Todd Marchant, Teemu Selanne, R. Niedermayer and Travis Moen each collected single assists...this marked the Ducks' fourth, four-plus game of the playoffs...J.S. Giguere stopped 26-of-29 shots for his ninth win of the postseason in 12 starts.

PP: 1-4 PK: 5-7 SF: 29 SA: 29 TOI: S. Niedermayer (32:10) Three Stars: 1. Giguere 2. S. Niedermayer 3. Perry

GAME 5 (May 20, 2007) - ANAHEIM 2 vs. DETROIT 1 (OT)

LATE GAME HEROICS LEAD TO DUCKS OVERTIME VICTORY

Unable to capitalize on a multitude of scoring chances through 59 minutes, Scott Niedermayer put the Ducks on the board with just 0:48seconds remaining in regulation to tie the game at one-all and send it into overtime...Teemu Selanne and Chris Pronger collected the assists on the game-tying goal...the Ducks recorded eight shots on goal in the opening overtime session, with the last shot resulting in Selanne's game-winning goal 11:57 into the period...J.S. Giguere won his eighth postseason contest and 12th career OT game, stopping 36-of-37 shots...the Ducks recorded a power play goal for the second consecutive game...Brad May recorded a game-high four shots on goal.

PP: 1-5 PK: 7-7 SF: 26 SA: 37 TOI: C. Pronger (35:46) Three Stars: 1. Cleary 2. Giguere 3. Franzen

GAME 4 (May 17, 2007) - ANAHEIM 5 vs. DETROIT 3

DUCKS RECEIVE SCORING CONTRIBUTIONS FROM MANY TO HOLD OFF DETROIT, 5-3

Five different Ducks scored goals in a game that was very close until Rob Niedermayer tapped in an empty net goal 18:52 into the third period...Corey Perry set the tone of the game by scoring an unassisted goal early, just 1:37 into the opening session...Ric Jackman scored a power play goal in his NHL playoff debut...Teemu Selanne gave the Ducks a 3-1 lead going into the second period...after the Red Wings evened the score in the second, Ryan Getzlaf scored what would prove to be the game-winning goal just 5:24 into the third...Selanne picked up two assists in addition to his goal for his first three-point game of the 2007 playoffs...Francois Beauchemin also collected two assists while logging a team-high 34:29 TOI...Travis Moen, Scott Niedermayer, Todd Marchant and Getzlaf all earned single assists...the club scored two power play goals for the fourth time in the postseason...J.S. Giguere stopped 36-of-39 shots for his seventh postseason win.

PP: 2-5 PK: 4-6 SF: 23 SA: 39 TOI: F. Beauchemin (34:29) Three Stars: 1. Getzlaf 2. Selanne 3. Beauchemin

GAME 3 (May 15, 2007) - ANAHEIM 0 vs. DETROIT 5

DUCKS SHUT OUT FOR THE FIRST TIME IN POSTSEASON

The Ducks were unable to battle back from a two-goal deficit after the first period, giving up three more goals and were shut out for the first time in the postseason since Game Seven of the Stanley Cup Finals on June 9, 2003 vs. NJ...the club successfully killed 8-of-9 Detroit power plays...J.S. Giguere stopped 10-of-13 shots on goal before Ilya Bryzgalov came on in relief, stopping 13-of-15 shots...Corey Perry had a team-high four shots on goal, while Todd Marchant won seven-of-11 faceoffs (63%).

PP: 0-4 PK: 8-9 SF: 29 SA: 28 TOI: F. Beauchemin (29:41) Three Stars: 1. Holmstrom 2. Filppula 3. Marchant

GAME 2 (May 13, 2007) - ANAHEIM 4 vs. DETROIT 3 (OT)

DUCKS WIN IN DRAMATIC FASHION AFTER GIVING UP THREE SPECIAL TEAMS GOALS

Scott Niedermayer was again the overtime hero, scoring the game-winning OT goal for the second straight game...the Ducks were on the board in the first, holding a one-goal lead into the second when Rob Niedermayer scored with assists coming from Ryan Getzlaf and Corey Perry...after giving up a SHG halfway through the second, Andy McDonald put the Ducks on top again, with Perry adding his second assist the night along with a helper from Chris Pronger...Detroit scored two power play goals, as the Ducks came from behind to tie the game at 5:06 in the third with a goal from Travis Moen and a single assist from Samuel Pahlsson...the Ducks had a multitude of scoring chances and at 14:17 into the first OT session, S. Niedermayer found the back of the net with the assists coming from brother Rob and Pahlsson...J.S. Giguere stopped 24-of-27 shots for his 11th career postseason OT win...Francois Beauchemin had a team-leading 37:49 TOI and +3 rating.

PP: 0-5 PK: 5-7 SF: 33 SA: 27 TOI: F. Beauchemin (37:49) Three Stars: 1. S. Niedermayer 2. Lidstrom 3. Getzlaf

GAME 1 (May 11, 2007) - ANAHEIM 1 vs. DETROIT 2
DUCKS CAN'T GET IT DONE WITH FLURRY OF SCORING CHANCES IN THIRD

The Ducks tied the game early in the third period, but after a late-period Red Wings goal, the club was not able to even the score to force overtime...Chris Kunitz recorded his first goal of the postseason at 1:34 of the third, with assists from Ryan Getzlaf and Scott Niedermayer...the Ducks allowed two goals or less in their seventh consecutive game and for the 10th time in 11 playoff contests...J.S. Giguere stopped 17-of-19 shots, allowing two goals or less in each of his seven playoff starts...Chris Pronger had a game-high 32:02 TOI.

PP: 0-7 PK: 2-4 SF: 32 SA: 19 TOI: C. Pronger (32:02)

Three Stars: 1. Zetterberg 2. Hasek 3. Lidstrom

WESTERN CONFERENCE SEMIFINALS
GAME 5 (May 3, 2007) - ANAHEIM 2 vs. VANCOUVER 1 (2OT)
DUCKS CLINCH SERIES WITH THRILLING DOUBLE OVERTIME VICTORY

Scott Niedermayer scored the game-winning OT goal 4:30 into the double overtime session to lift the Ducks over the Canucks and into the Conference Final...the Ducks registered a club postseason-record 63 shots on goal, eclipsing their previous goal set in the 1997 Stanley Cup Playoffs when the club recorded 54 shots on April 24 @ DAL in 5OT...the Ducks scored first when Samuel Pahlsson helped the puck past the crease in a scrum in front of the net...Travis Moen and Rob Niedermayer collected the assists...Anaheim held Vancouver scoreless for over 51 minutes, until they evened the score at one goal a piece...the Ducks recorded a playoff-high 17 and 22 shots on goal in the first and second periods, respectively...after 14 shots in the first overtime session, the Ducks only needed two shots in the second extra period for Niedermayer to score the unassisted goal to close out the series...J.S. Giguere won his third consecutive postseason contest and extended his playoff overtime record to 10-1...the Ducks were perfect on the penalty kill for the second straight game, allowing just one power play goal in the series on 29 Canuck opportunities.

PP: 0-7 PK: 6-6 SF: 63 SA: 27 TOI: S. Niedermayer (41:50)

Three Stars: 1. S. Niedermayer 2. Luongo 3. Getzlaf

GAME 4 (May 1, 2007) - ANAHEIM 3 vs. VANCOUVER 2 (OT)
DUCKS RALLY FROM TWO-GOAL DEFICIT TO BEAT CANUCKS IN OVERTIME

After being shut out for the first two periods, the Ducks rallied to score two goals to tie the game, and win it just 2:07 into the first overtime session...it marked the first time in Ducks playoff history that the club has rallied from a two-goal deficit to win the game... The 2-0 deficit marked the first time in Ducks playoff history the team rallied from two goals down to win...over the last five regular seasons, Vancouver has a record of 77-1-1 when leading by two or more goals at home during the third period...Travis Moen recorded the OT goal, the first game-winning OT goal in his postseason career...Chris Pronger continued to provide offense for the Ducks by scoring the club's first goal in the third period and added a helper on the second...Teemu Selanne scored his third goal of the postseason...Samuel Pahlsson collected two assists, while Brad May, Chris Kunitz and Scott Niedermayer added single assists...the Ducks were perfect on the penalty kill, allowing only one power play goal throughout the entire Conference Semifinal series...J.S. Giguere recorded his ninth career postseason OT victory, stopping 24-of-26 shots.

PP: 0-8 PK: 3-3 SF: 30 SA: 26 TOI: C. Pronger (32:08)

Three Stars: 1. Moen 2. Morrison 3. Pronger

GAME 3 (April 29, 2007) - ANAHEIM 3 vs. VANCOUVER 2
DUCKS HANG ON TO ONE-GOAL LEAD IN VICTORY AT GM PLACE

Corey Perry scored the game-winning goal 7:51 into the third period, as the Ducks defense held strong throughout the last 12 minutes of the game to ensure a Ducks victory, giving them a 2-1 lead on the series...Dustin Penner recorded his second goal of the postseason just three minutes into the game...after Vancouver tied the game late in the first, Francois Beauchemin put the Ducks up by a goal again on an Anaheim power play goal...Chris Pronger added two assists, both on the power play...Perry, Chris Kunitz and Andy McDonald each provided support with a single assist...the Ducks successfully killed off seven-of-eight Canucks power plays...J.S. Giguere was once again tough in net, stopping 26-of-28 shots for his third postseason win.

PP: 2-5 PK: 7-8 SF: 24 SA: 26 TOI: C. Pronger (28:37)

Three Stars: 1. Perry 2. D. Sedin 3. Giguere

GAME 2 (April 27, 2007) - ANAHEIM 1 vs. VANCOUVER 2 (2OT)
VANCOUVER WINS GOALTENDER DUEL IN DOUBLE OVERTIME

Vancouver scored the game-winning OT goal 7:49 into the second overtime session...after a scoreless first period, Travis Moen evened the score in the second after an early-period Vancouver goal...Teemu Selanne and Samuel Pahlsson provided the assists...the Ducks successfully killed all five Vancouver power plays, marking the third consecutive game the Ducks have been perfect on the PK...J.S. Giguere stopped 47-of-49 shots, allowing only one goal in regulation...he snapped his OT shutout streak at 197:52, which was the longest OT playoff minute shutout streak in NHL history, dating back to Apr. 10, 2003 in the CQF vs. DET...Roberto Luongo stopped all 13 Ducks overtime shots to lead the Canucks to the OT victory.

PP: 0-7 PK: 5-5 SF: 44 SA: 49 TOI: F. Beauchemin (41:14)

Three Stars: 1. Luongo 2. Cowan 3. S. Niedermayer

GAME 1 (April 25, 2007) - ANAHEIM 5 vs. VANCOUVER 1
TOP LINE PROVIDES SCORING FLURRY AS THE DUCKS JUMP OUT TO AN EARLY SERIES LEAD

After giving up an early Vancouver goal, the Ducks scored three goals to seal the victory, gaining a 1-0 series lead on Vancouver... Andy McDonald recored his first career hat trick (regular or postseason) and his first career four-point postseason game (3-1=4)...it was the club's second hat trick in playoff history and second four-point game in playoff history (also Joffrey Lupul 4-0=4 points, Game 3 CSF vs. COL, 5/9/06)... Teemu Selanne scored a goal and recorded an assist, while Ryan Getzlaf (1-1=2) scored a goal for the second consecutive game...Chris Kunitz collected three assists, his first three-point game in the postseason, marking the first time in club history a player had three assists in a single period in the playoffs...Chris Pronger, Dustin Penner, Corey Perry and Kent Huskins all recorded single assists...J.S. Giguere stopped 26-of-27 shots for his second 2007 postseason victory...the Ducks recorded at least one power play goal for the fifth consecutive contest.

PP: 2-9 PK: 7-7 SF: 37 SA: 27 TOI: C. Pronger (32:57)

Three Stars: 1. McDonald 2. Kunitz 3. Selanne

ANAHEIM DUCKS 2007 PLAYOFF NOTES

WESTERN CONFERENCE QUARTERFINALS

GAME 5 (April 19, 2007) - ANAHEIM 4 vs. MINNESOTA 1

DUCKS ADVANCE TO CONFERENCE SEMIFINALS FOR SECOND CONSECUTIVE SEASON

The Ducks held the Wild to only one goal to clinch the series and advance to the Western Conference Semifinals...Chris Pronger put the Ducks on the board just over a minute into the opening period, adding an assist on a later goal...Ryan Getzlaf, Corey Perry and Travis Moen each scored a goal, with Perry's goal being the first of his postseason career...Scott Niedermayer, Samuel Pahlsson, and Dustin Penner collected two assists each in the victory...Pronger extended his point streak (2-4=6) to four games, scoring a goal for the second consecutive game...J.S. Giguere collected his first win of the postseason, stopping 26-of-27 shots, good for his 19th career playoff win...the Ducks scored a power play goal in the fourth consecutive postseason contest, while killing all five Wild power plays, allowing only two power play goals in the series...Anaheim recorded a series-high 39 shots on goal.

PP: 1-4 PK: 5-5 SF: 39 SA: 27 TOI: F. Beauchemin (28:32) Three Stars: 1. Pronger 2. Perry 3. Pahlsson

GAME 4 (April 17, 2007) - ANAHEIM 1 @ MINNESOTA 4

WILD FIND SCORING TOUCH IN THIRD PERIOD TO EXTEND THE SERIES

Minnesota scored three unanswered goals in the third period for their first victory of the series, 4-1...Chris Pronger scored a goal from the blue line on a power play attempt early in the second period to give the Ducks an early 1-0 victory...Ryan Getzlaf and Scott Niedermayer collected the assists...the Wild evened the score on a Pierre-Marc Bouchard goal late in the second before Marian Gaborik, Brian Rolston and Mark Parrish scored a goal each in the third...Ilya Bryzgalov stopped 32-of-36 shots in the loss with J.S. Giguere coming on in relief of Bryzgalov, stopping all four shots he faced...the Ducks scored a power play goal in the third consecutive postseason contest.

PP: 1-4 PK: 6-7 SF: 29 SA: 40 TOI: C. Pronger (30:53) Three Stars: 1. Rolston 2. Backstrom 3. Boogaard

GAME 3 (April 15, 2007) - ANAHEIM 2 @ MINNESOTA 1

BRYZGALOV CONTINUES STELLAR PLAY AS DUCKS TAKE 3-0 SERIES LEAD

The Ducks held the Wild scoreless until 19:21 into the third period, winning the third game of the series, 2-1...Andy McDonald put the Ducks on the board with a power play goal 16:05 into the first and Rob Niedermayer scored mid-way through the third, which would prove to be the eventual game-winner...Chris Pronger collected the assist on both goals...Ilya Bryzgalov stopped 19-of-20 shots, marking the sixth time he has allowed one-goal-or-less in a postseason contest...the Ducks successfully killed 4-of-5 Wild power plays, allowing the only Minnesota PPG of the series.

PP: 1-4 PK: 4-5 SF: 19 SA: 20 TOI: C. Pronger (30:51) Three Stars: 1. R. Niedermayer 2. Pronger 3. Veilleux

GAME 2 (April 13, 2007) - ANAHEIM 3 vs. MINNESOTA 2

DUCKS WIN SPECIAL TEAMS BATTLE OVER WILD, 3-2

All three Ducks goals were scored by the special teams squads...Francois Beauchemin gave the Ducks the early lead on a power play shot from the blue line...Beauchemin scored once again on the power play in the second, with assists coming from Ryan Getzlaf and Teemu Selanne...Getzlaf scored what proved to be the game-winner with 1:17 remaining in the second on a short-handed opportunity... his shorthanded goal was only the club's fifth SHG in club postseason history...Travis Moen collected two assists in the game, while Samuel Pahlsson and Chris Pronger earned an assist each...Ilya Bryzgalov stopped 30-of-32 shots for his eighth career postseason win (8-4).

PP: 2-4 PK: 6-6 SF: 25 SA: 32 TOI: S. Niedermayer (30:40) Three Stars: 1. Beauchemin 2. Getzlaf 3. Bryzgalov

GAME 1 (April 11, 2007) - ANAHEIM 2 vs. MINNESOTA 1

SOLID DEFENSE PAYS OFF AS DUCKS EDGE WILD, 2-1

After a scoreless first period, the Wild held a 1-0 lead 9:52 into the second when Pavol Demitra scored a goal on assists from Marian Gaborik and Kurtis Foster... Teemu Selanne evened the score four minutes later on a pass from Francois Beauchemin...with just over five minutes remaining in the game, Dustin Penner scored his fourth career postseason goal, which would prove to be the game-winner...Ryan Getzlaf and Corey Perry collected the assists...15-of-18 Ducks recorded at least one shot on goal throughout the game...Ilya Bryzgalov stopped 24-of-25 shots for his seventh career postseason win (7-4), marking the fifth time he has allowed one-goal-or-less in a postseason contest.

PP: 0-3 PK: 4-4 SF: 34 SA: 25 TOI: C. Pronger (30:39) Three Stars: 1. Selanne 2. Pronger 3. Pahlsson

ANAHEIM DUCKS 2006 PLAYOFF STATISTICS & NOTES

POS	NO.	PLAYER	GP	TOI	G	A	PTS	+/-	PIM	PP	SH	GW	OT	S	PCTG
R	13	Teemu Selanne	16	17:55	6	8	14	0	6	1	0	2	0	53	11.3
C	22	Todd Marchant	16	17:33	3	10	13	14	14	0	0	0	0	26	11.5
R	15	Joffrey Lupul	16	16:43	9	2	11	9	31	1	0	1	1	62	14.5
D	27	Scott Niedermayer	16	28:53	2	9	11	1	14	1	1	1	0	48	4.2
R	76	*Dustin Penner	13	13:15	3	6	9	10	12	0	0	0	0	41	7.3
D	23	*Francois Beauchemin	16	27:26	3	6	9	0	11	3	0	0	0	35	8.6
C	19	Andy McDonald	16	16:33	2	7	9	0	10	2	0	0	0	48	4.2
L	38	*Chris Kunitz	16	12:30	3	5	8	1-	8	0	0	0	0	34	8.8
C	51	*Ryan Getzlaf	16	15:49	3	4	7	3-	13	2	0	1	0	38	7.9
D	24	Ruslan Salei	16	22:08	3	2	5	10	18	0	0	1	0	27	11.1
D	21	Sean O'donnell	16	16:43	2	3	5	8	23	0	0	1	1	10	20.0
C	26	Samuel Pahlsson	16	17:06	2	3	5	2	18	0	0	2	0	22	9.1
L	12	Jeff Friesen	16	11:14	3	1	4	1-	6	0	0	0	0	15	20.0
C	44	Rob Niedermayer	16	19:35	1	3	4	1-	10	1	0	0	0	24	4.2
D	5	Vitaly Vishnevski	16	13:40	0	4	4	2	10	0	0	0	0	8	.0
R	61	*Corey Perry	11	9:32	0	3	3	4-	16	0	0	0	0	14	.0
L	32	Travis Moen	9	8:25	1	0	1	1	10	0	0	0	0	5	20.0
R	17	Jonathan Hedstrom	3	16:57	0	1	1	0	2	0	0	0	0	1	.0
G	35	J Giguere	6	53:03	0	0	0	0	0	0	0	0	0	0	.0
G	30	*Ilya Bryzgalov	11	59:54	0	0	0	0	2	0	0	0	0	0	.0
L	29	Todd Fedoruk	12	8:19	0	0	0	1-	16	0	0	0	0	12	.0
D	33	Joe Dipenta	16	11:34	0	0	0	1	13	0	0	0	0	5	.0
NO. GOALTENDER			GPI	MINS	AVG	W	L	EN	SO	GA	SA	SV%	G	A	PIM
30 Ilya Bryzgalov			11	659	1.46	6	4	2	3	16	285	.944	0	0	2
35 J.S. Giguere			6	318	3.40	3	3	0	0	18	132	.864	0	0	0
ANA Goaltending Totals			16	988	2.19	9	7	2	3	36	419	.914			

* Rookie

DUCKS SET PLAYOFF TEAM MARKS:

The Ducks set a club record for goals in a playoff season, scoring 46 times in 2006...other notable team records set in 2006 were most goals in a playoff game (6 @ EDM on 5/25), goals in a period (4, twice in 2006), penalty minutes in a playoff season (267) penalty minutes in a series (vs. CGY)...the club also tied the mark for playoff goals in a series (17, vs. CGY; also vs. PHX in 1997).

ROOKIES MAKE THEIR MARK:

Of the 128 team points (48-80=128) the Ducks scored during the postseason, Anaheim rookies accounted for 12-25=37 of them (28.9%)...the 37 rookie points were the most in one playoff year since the 1993 Los Angeles Kings had 40 rookie points...of the 16 goals the Ducks scored in the Western Conference Semifinals series versus Colorado, three were scored by rookies and all but three figured a rookie on the score sheet...the last time a team had six rookies play a game in the Conference Finals was the 1991 Boston Bruins (although only one, Jeff Lazaro, played all six games of the series).

TWO STILL PLAYING:

Anaheim was the only NHL organization to have both their NHL team and AHL affiliate reach each respective league's conference final...The Portland Pirates clinched the Atlantic Division Final Series, defeating the Hartford Wolfpack four games to two to advance to the Eastern Conference Final, where they fell to the Hershey Bears 4-3.

SIX IN A ROW:

With their Western Conference Semifinal series-clinching win in Game 4 (May 11) versus COL, the Ducks tied the franchise record for consecutive playoff victories with six...the record was set during the 2003 postseason from 4/10/03-4/26/03...the Ducks swept Detroit in the conference quarterfinals and won their first two games at Dallas in the conference semifinals.

13 UNANSWERED:

The Ducks scored 13 unanswered goals, from Game 6 (May 1) versus Calgary in the Western Conference Quarterfinals to Game 3 (May 9) versus Colorado in the Western Conference Semifinals...the Flames scored at 10:18 of the first period and the Ducks scored 13 goals without allowing a goal against until Dan Hinote scored at 19:33 of the first period in Game 3...The last team to score 13 or more unanswered goals in the postseason was Detroit with 14 from 5/15/95-5/23/95.

ANAHEIM DUCKS 2006 PLAYOFF NOTES

MARCHANT TIES RECORD:

Ducks center Todd Marchant tied the club record for most assists in a playoff game with three in Game 4 (May 25) of the Western Conference Finals at Edmonton...the feat had been accomplished three times previously (Dustin Penner, 5/9/06 @ COL, Steve Rucchin, 4/21/99 @ DET and Petr Sykora, 4/26/03 @ DAL)...his three assists are the first ever recorded by a rookie in a single playoff game in team history.

NOBODY BEATS THE BRYZ:

Ilya Bryzgalov tied an NHL record with three consecutive shutouts (done five times previously) in Game 7 of the Conference Quarterfinals versus Calgary (May 3), Game 1 (May 5) and Game 2 (May 7) of the Conference Semifinal versus Colorado... In addition Bryzgalov's shutout sequence of 249:15, is the second-longest in NHL postseason history and is the longest ever by a rookie. Gerry McNeil previously held the rookie record at 218:42...Bryzgalov stopped 98 consecutive shots.

LONGEST SHUTOUT SEQUENCE BY A GOALTENDER IN ONE PLAYOFF YEAR

Streak	Goaltender	Team	Dates
270:08	George Hainsworth	Canadiens	3/28-4/3, 1930
249:15	Ilya Bryzgalov	Ducks	5/3-5/7, 2006
248:35	Dave Kerr	Rangers	3/25-4/6, 1937
248:32	Normie Smith	Red Wings	3/24-28, 1936
218:42	Gerry McNeil	Canadiens	3/27-31, 1951
217:54	J.S. Giguere	Ducks	5/5-16, 2003

FIRST IN 61 YEARS:

In Game 1 (May 5) versus COL, Ducks goaltender Ilya Bryzgalov became the first rookie to record consecutive shutouts in the playoffs since 1945...the last rookie goaltender to post consecutive shutouts in the postseason was Toronto's Frank McCool in April of 1945...McCool had three consecutive shutouts versus Detroit on April 6, 8 and 12...Bryzgalov tied him for the rookie record.

ANOTHER ONE FOR BRYZ:

Ilya Bryzgalov is only the fourth rookie goaltender to win all four games of a playoff series sweep...the others are Chicago's Tony Esposito in 1970 vs. Detroit; Montreal's Jacques Plante in 1954 vs. Boston; Montreal's Bill Durnan in the 1944 Stanley Cup Finals versus Chicago.

BRYZ SHUTS THE DOOR:

Ilya Bryzgalov's shutout in Game 7 (May 3) of the Western Conference Quarterfinals at Calgary was the first shutout by a rookie in a Game 7 since May 15, 1993, when Felix Potvin of Toronto shutout St. Louis...in addition, it was only the third shutout in a Game 7 by a rookie in NHL history as the New York Islanders' Chico Resch was the first goalie to do so in 1975 at Pittsburgh...Bryzgalov led the NHL in GAA (1.46), SV% (.944) and shutouts (3).

SELANNE WITH ANOTHER DUCK RECORD:

Ducks right wing Teemu Selanne had points in seven straight playoff games (Apr. 23-May 5), scoring 4-5=9 points, tying a club record for longest playoff point streak (also, Dmitri Mironov (0-8=8 points), Apr. 24-May 8, 1997).

PENNER IN THE FRANCHISE RECORD BOOK:

With three assists in Game 3 (May 9) of the Conference Semifinals versus Colorado, Ducks left wing Dustin Penner tied the franchise record for most assists in a playoff game (done twice previously, Steve Rucchin, 4/21/99 @ DET and Petr Sykora, 4/26/03 @ DAL)...his three assists are the first ever recorded by a rookie in a single playoff game in team history.

RALLY:

Anaheim's Western Conference Quarterfinal win versus Calgary marked the second time the club has ever rallied from a series deficit to win (also 1997, down 3-2 vs. PHX, won series 4-3).

DECIDING RECORD:

With their 3-0 victory in Game 7 (May 3) of the Western Conference Quarterfinal at Calgary, the Ducks improved their record in Game 7s to 2-1...the win at Calgary was the Ducks' first series clinching game on the road...in their first ever Game 7 (April 29) versus Phoenix in the 1997 Conference Quarterfinals, the Ducks won 3-0...in Game 7 (June 9) of the 2003 Stanley Cup Finals, the Ducks dropped a 3-0 decision to the New Jersey Devils.

PERFECT IN GAME 6:

With a 2-1 victory in Game 6 (May 1) in Anaheim, the Ducks extended their perfect record in Game 6s to four games...below is a list:

Date	Series	Opponent Score
May 1, 2006	CQF vs. CGY	W, 2-1
June 7, 2003	SCF vs. NJ	W, 5-2
May 5, 2003	CSF vs. DAL	W, 4-3
April 27, 1997	CQF @ PHX	W, 3-2 (OT)

TWO FOR THE ROOKIES:

Ducks defenseman Francois Beauchemin's two goals (both PPGs) in Game 3 of the Western Conference Quarterfinals set a club record for goals in a playoff game by a rookie...in addition, he tied the club record for most goals in a playoff game (eight times previously), most goals by a defenseman in a playoff game (J.J. Daigneault, Game 2 of CQF, April 18, 1997) and most power play goals in a playoff game (Adam Oates, Game 4 of WCF, May 16, 2003)...Dustin Penner tied the record with two goals in Game 4 (May 25) of the Western Conference Finals.

OH WHAT A NIGHT:

In Game 3 (May 9) at Colorado in the Western Conference Semifinals, Joffrey Lupul scored all four of the Ducks goals, including the game-winner in overtime...in doing so, he became the first player in NHL playoff history to score four goals, including the overtime winner...the four-goal game was the first ever by a Ducks player in the postseason or regular season...he's the first player to account for all four of his team's goals in a win since Maurice "Rocket" Richard did so on March 23, 1944...the feat had been accomplished twice previously...prior to Lupul's four goals, the last player to score four goals in a playoff game was Theo Fleury on May 13, 1995 for the Flames in a 6-4 win over San Jose...below is a list of players to account for all four of their teams goals:

PLAYERS TO SCORE 4+ GOALS, ACCOUNTING FOR ALL HIS TEAM'S GOALS (NHL PLAYOFF HISTORY)

DATE	TEAMS	GOALS
05/09/2006	ANA 4 vs COL 3	Joffrey Lupul 4 (win)
04/26/1993	NYI 4 at WAS 6	Ray Ferraro 4 (loss)
04/10/1986	CHI 4 vs TOR 6	Denis Savard 4 (loss)
03/23/1944	MTL 5 vs TOR 1	Rocket Richard 5 (win)
03/22/1919	MTL 4 at SEA 2	Newsy Lalonde 4 (win)

LUPUL REWRITING THE BOOK:

Ducks right wing Joffrey Lupul became the first Ducks player to score four goals in a playoff or regular season game...in addition, Lupul broke the playoff record for goals in a series; he had six in four games in the Western Conference Semifinal series versus Colorado (Paul Kariya and Teemu Selanne each had five goals in the 1997 Conference Quarterfinals versus Phoenix, seven games)...he has also eclipsed the record for goals in a playoff season with nine (seven was the previous record, done three times: Paul Kariya and Teemu Selanne in 1997, 11 games; and Steve Rucchin, 2003, 21 games)...his three-game goal streak (6-0=6) from May 7-11, is the longest goal streak in club playoff history.

2006 WESTERN CONFERENCE FINAL

Game 5 (May 27, 2006) – ANAHEIM 1 vs. EDMONTON 2

OILERS TAKE SERIES

Francois Beauchemin scored the Ducks lone goal in a 2-1 Edmonton win...Scott Niedermayer and Teemu Selanne assisted on the power play goal...Niedermayer (0-3=3 points) and Selanne (1-3=4 points) each ended the 2006 Stanley Cup Playoffs with three-game assist streaks...J.S. Giguere stopped 23-of-the-25 shots he faced...the Ducks went 1-11 on the power play.

PP: 1-8 PK: 6-7 SF: 46 SA: 23 TOI: S. Niedermayer (29:16)

GAME 4 (May 25, 2006) - ANAHEIM 6 @ EDMONTON 3

DUCKS SCORE A PLAYOFF TEAM RECORD SIX GOALS WIN

Dustin Penner and Joffrey Lupul each scored two goals for the Ducks in their 6-3 win over Edmonton...Ryan Getzlaf added a goal and an assist...Todd Marchant chipped in with three assists...Ruslan Salei scored the game winning goal...Teemu Selanne, Andy McDonald, Scott Niedermayer, Sean O'Donnell and Samuel Pahlsson all registered single assists...J.S. Giguere made the start in goal and made 20 saves in the win...Marchant (1-4=5), Penner (2-1=3), Lupul (2-1=3), Getzlaf (1-2=3), Selanne (1-2=3), O'Donnell (1-1=2), S. Niedermayer (0-2=2) and McDonald (0-2=2) all extended their respective point streaks to two games...Anaheim has outshot Edmonton in each game of this series.

PP: 1-8 PK: 6-7 SF: 46 SA: 23 TOI: S. Niedermayer (29:16)

GAME 3 (May 23, 2006) - ANAHEIM 4 @ EDMONTON 5

DUCKS BATTLE BACK BUT COME UP SHORT

Anaheim battled back from a 4-0 deficit but came up short in a 5-4 loss to Edmonton...Teemu Selanne and Todd Marchant each recorded a goal and an assist...Sean O'Donnell and Chris Kunitz also scored goals for the Ducks...Andy McDonald, Dustin Penner, Vitaly Vishnevski, Ryan Getzlaf, Joffrey Lupul and Scott Niedermayer all recorded single assists...Ilya Bryzgalov made the start in goal for Anaheim and stopped 17 shots...the Ducks have out shot the Oilers in every game of the series...

PP: 0-7 PK: 6-8 SF: 38 SA: 22 TOI: Beauchemin (33:17)

GAME 2 (May 21, 2006) - EDMONTON 3 @ ANAHEIM 1

ROLOSON SHINES AS OILERS TAKE 2-0 SERIES LEAD

Dwayne Roloson stopped 33 of the 34 shots he faced as the Oilers beat the Ducks 3-1...Jeff Friesen scored the Ducks' goal on assists from Samuel Pahlsson and Rob Niedermayer...Ilya Bryzgalov made 22 saves in goal for Anaheim.

PP: 0-5 PK: 2-3 SF: 34 SA: 25 TOI: S. Niedermayer (29:13)

ANAHEIM DUCKS 2006 PLAYOFF NOTES



GAME 1 (May 19, 2006) - EDMONTON 3 @ ANAHEIM 1 OILERS SNAP DUCKS WINNING STREAK

Edmonton's second period power play goal broke a 1-1 tie and the Oilers added an empty net goal to beat Anaheim 3-1...Andy McDonald scored the Ducks lone goal on assists from Francois Beauchemin and Scott Niedermayer...Ilya Bryzgalov stopped 23 of 25 shots in goal...S. Niedermayer extended his assist streak (0-2=2 points) to two games...McDonald extended his point streak (1-1=2 points) to two games.

PP: 1-8 PK: 4-5 SF: 32 SA: 26 TOI: S. Niedermayer (27:46)

2006 WESTERN CONFERENCE SEMIFINALS

GAME 4 (May 11, 2006) - ANAHEIM 4 @ COLORADO 1 DUCKS SWEEP AVS TO ADVANCE TO THE CONFERENCE FINALS

Ilya Bryzgalov stopped 40-of-41 shots and Todd Marchant added two goals as the Ducks defeated the Avalanche 4-1 to advance to the conference finals...Marchant's two goals set a career playoff high and with an assist, his three points (2-1=3) are also a career playoff high...Dustin Penner added a goal and an assist to extend his assist streak (1-5=6) to three games, his goal was his first career NHL playoff game...Teemu Selanne also scored for the Ducks...Scott Niedermayer, Chris Kunitz, Andy McDonald, Joffrey Lupul and Sean O'Donnell all added single assists...Lupul's assist extended his point streak (6-1=7) to four games...Marchant's assist pushed his point streak (2-4=6 points) to three games...O'Donnell has an assist in each of the last two games...for the six consecutive game the Ducks did not allow a power play goal against.

PP: 0-3 PK: 5-5 SF: 34 SA: 41 TOI: S. Niedermayer (25:54)

GAME 3 (May 9, 2006) - ANAHEIM 4 @ COLORADO 3 (OT) DUCKS TAKE 3-0 LEAD ON LUPUL'S RECORD FOUR GOALS

The Ducks extended their winning streak to five games as they defeated the Avalanche 4-3 in overtime in Game 3...Joffrey Lupul scored all four of the Ducks goals...Lupul is the first Duck to score four goals in any game, including playoffs and regular season...in addition, Lupul set a club record for most goals in a playoff series, giving him six this round (previously five, held by Paul Kariya and Teemu Selanne vs. Phoenix in the first round in 1997)...Dustin Penner tied a club record for most assists in a playoff game with three (0-3=3)...Lupul extended his goal streak (6-0=6) to three games...Ilya Bryzgalov's scoreless minute streak was snapped at 249:15, the second longest in NHL playoff history...Bryzgalov stopped 26-of-the-29 shots he faced, including five in overtime...Vitaly Vishnevski, Todd Marchant and Sean O'Donnell all recorded single assists...Marchant (0-3=3) and Penner (0-4=4) each extended their respective assist streaks to two games.

PP: 0-5 PK: 8-8 SF: 39 SA: 29 TOI: F. Beauchemin (35:16)

GAME 2 (May 7, 2006) - COLORADO 0 @ ANAHEIM 3 DUCKS TAKE 2-0 LEAD AS BRYZGALOV POSTS THIRD STRAIGHT SHUTOUT

For the third game in a row, Ilya Bryzgalov recorded a shutout tying an NHL record for consecutive shutouts in the playoffs...with the shutout, Bryzgalov extended his scoreless minutes streak to 229:42, the fourth longest in NHL history...in addition, he has stopped 92 consecutive shots...Ryan Getzlaf, Ruslan Salei and Joffrey Lupul all scored for the Ducks...Todd Marchant recorded two assists...Scott Niedermayer, Chris Kunitz and Dustin Penner all collected single assists...the Ducks have scored 13 unanswered goals and killed the last 23 penalties against successfully...Lupul extended his goal streak (2-0=2 points) to two games...Kunitz (1-2=3 points) and Getzlaf (1-1=2) both extended their point streaks to two games...Penner's assist was his first career playoff point...for the fourth consecutive game, the Ducks did not allow a power play goal.

PP: 1-6 PK: 6-6 SF: 35 SA: 22 TOI: F. Beauchemin (27:18)

GAME 1 (May 5, 2006) - COLORADO 0 @ ANAHEIM 5 DUCKS BRYZGALOV POSTS SECOND STRAIGHT SHUTOUT AS DUCKS TAKE SERIES LEAD

With a 5-0 shutout victory over Colorado, the Ducks tied a club record for most goals scored in a playoff game...in addition, the Ducks have scored 10 unanswered goals, dating back to Game 6 (May 1) versus Calgary in the Western Conference Quarterfinals...the Ducks four second-period goals also set a club playoff record for most goals in a game...Ilya Bryzgalov became the first rookie goaltender to record consecutive shutouts since 1945...with 1-2=3 points, Teemu Selanne extended his point streak (4-5=9) to seven games...Chris Kunitz added 1-1=2 points, establishing a playoff single game career high...Samuel Pahlsson, Teemu Selanne, Joffrey Lupul and Travis Moen all scored goals for the Ducks...Francois Beauchemin collected two assists...Jeff Friesen, Rob Niedermayer and Ryan Getzlaf all collected single assists...Friesen extended his point streak (1-1=2) to two games...Moen's goal was his first career playoff goal/point.

PP: 1-5 PK: 5-5 SF: 34 SA: 29 TOI: F. Beauchemin (25:35)

2006 WESTERN CONFERENCE QUARTERFINALS

GAME 7 (May 3, 2006) - ANAHEIM 3 @ CALGARY 0 DUCKS SHUTOUT FLAMES TO CLINCH SERIES

Ilya Bryzgalov stopped all 22 shots he faced as the Ducks shutout the Flames 3-0 to advance to the Western Conference Semifinals...the shutout was the first of Bryzgalov's career...Teemu Selanne (GWG), Ruslan Salei and Jeff Friesen all scored goals for the Ducks...with an assist, Salei set a single-game playoff career high in points (1-1=2)...Andy McDonald and Teemu Selanne also recorded single assists...Francois Beauchemin led all skaters in TOI.

PP: 0-2 PK: 4-4 SF: 32 SA: 22 TOI: F. Beauchemin (29:50)

GAME 6 (May 1, 2006) - CALGARY 1 @ ANAHEIM 2
DUCKS GET LATE THIRD PERIOD GOAL TO FORCE GAME 7

Scott Niedermayer scored with 5:27 left in regulation to give the Ducks a 2-1 victory over Calgary and force Game 7...Teemu Selanne also scored for the Ducks...Andy McDonald, Chris Kunitz, Corey Perry and Ryan Getzlaf all registered single assists for the Ducks...Ilya Bryzgalov stopped 21-of-the-22 shots he faced for his first career playoff victory...Selanne extended his scoring streak (2-3=5) to five games...McDonald pushed his point streak (1-3=4) to three games...S. Niedermayer once again led all skater in TOI with 30:38.

PP: 1-9 PK: 5-5 SF: 30 SA: 22 TOI: S. Niedermayer (30:38)

GAME 5 (April 29, 2006) - ANAHEIM 2 @ CALGARY 3
DUCKS RALLY BUT CAN'T GET EQUALIZER

Anaheim scored two third period goals to rally but came up short and lost to Calgary 3-2...Rob Niedermayer scored with 33 seconds remaining to pull the Ducks within one goal...Andy McDonald scored his first career playoff goal to put the Ducks on the board...Francois Beauchemin collected two assists...Teemu Selanne and Samuel Pahlsson each collected single assists...JS Giguere made the start in goal for Anaheim and stopped 5 of 8 shots in 20:39 of play...Ilya Bryzgalov stopped all 19 shots he faced in 36:44 of relief.

PP: 2-6 PK: 3-4 SF: 28 SA: 27 TOI: S. Niedermayer (27:47)

GAME 4 (April 27, 2006) - CALGARY 2 @ ANAHEIM 3 (OT)
DUCKS TIE SERIES ON O'DONNELL'S OT WINNER

Sean O'Donnell scored at 1:36 into overtime as the Ducks won 3-2 and tied the series at 2-2...O'Donnell's goal was his first career playoff game winning goal...Ryan Getzlaf and Teemu Selanne also scored for the Ducks...Getzlaf's goal was his first career NHL playoff goal and Selanne's was his first of this postseason...Andy McDonald collected two assists for his first career playoff points...Corey Perry, Vitaly Vishnevski, Scott Niedermayer and Chris Kunitz all registered single assists...JS Giguere made the start in goal for the Ducks and stopped 25-of-27 shots in the win while extending his playoff OT scoreless streak to 170:03...Travis Moen and Dustin Penner each made their NHL Stanley Cup Playoff debut...S. Niedermayer extended his assist streak (1-3=4) to three games...Selanne extended his point streak (1-2=3) to three games and Perry pushed his assist streak (0-2=2) to two games.

PP: 1-7 PK: 6-6 SF: 30 SA: 27 TOI: S. Niedermayer (29:24)

GAME 3 (APRIL 25, 2006) - CALGARY 5 @ ANAHEIM 2
FLAMES SCORE THREE ON POWER PLAY TO DOWN DUCKS

Calgary scored three power play goals as they defeated the Ducks 5-2 in Game 3...Francois Beauchemin scored both of the Ducks goals, both on the power play...the goals were the first of Beauchemin's NHL playoff career...Scott Niedermayer assisted on each of the goals...Corey Perry and Teemu Selanne both collected single assists...Perry's assist was his first career NHL playoff point...S. Niedermayer (1-2=3), Beauchemin (2-1=3) and Selanne (0-2=2) extended their respective point streaks to two games...the loss snapped the Ducks seven-game home winning streak, the last time the Ducks lost a home playoff game was Game 3 (April 28) of the 2003 CSF.

PP: 3-7 PK: 2-9 SF: 29 SA: 24 TOI: S. Niedermayer (28:50)

GAME 2 (APRIL 23, 2006) - ANAHEIM 4 @ CALGARY 3
DUCKS TIE UP SERIES

Four different Ducks scored as Anaheim evened the series 1-1...Samuel Pahlsson scored the game winning goal...Chris Kunitz, Scott Niedermayer (SHG) and Joffrey Lupul all scored for the Ducks...Kunitz and Lupul each recorded their first playoff goal/point...JS Giguere made the start in goal and stopped 22 shots en route to the win...Francois Beauchemin, Teemu Selanne, Ruslan Salei, Todd Marchant and Jonathan Hedstrom all collected single assists for the Ducks...with their respective assists, Beauchemin and Hedstrom each recorded their first playoff point...Marchant has recorded an assist in each of the Ducks' playoff games.

PP: 0-6 PK: 10-12 SF: 20 SA: 25 TOI: S. Niedermayer (29:25)

GAME 1 (APRIL 21, 2006) - ANAHEIM 1 @ CALGARY 2 (OT)
FLAMES SNAP DUCKS OT WIN STREAK

Darren McCarty scored at 9:45 into overtime as the Flames beat the Ducks 2-1, snapping the Ducks seven-game playoff overtime winning streak...Jeff Friesen scored his 16th career playoff goal, his first as a Duck...Rob Niedermayer and Todd Marchant had the assists...Ilya Bryzgalov stopped 28 of the 30 shots he faced in goal in his first career playoff start...the Ducks outshot the Flames, 34-30 and won 53% of the faceoffs...Byrzgalov, Joffrey Lupul, Jonathan Hedstrom, Andy McDonald, Francois Beauchemin, Joe DiPenta, Chris Kunitz, Ryan Getzlaf and Corey Perry all made their NHL playoff debuts...Scott Niedermayer led all skaters in TOI with 32:03.

PP: 0-5 PK: 5-5 SF: 34 SA: 30 TOI: S. Niedermayer (32:03)

ANAHEIM DUCKS 2003 PLAYOFF STATISTICS & NOTES



POS	NO.	PLAYER	GP	TOI	G	A	PTS	+/-	PIM	PP	SH	GW	OT	S	PCTG
C	77	Adam Oates	21	19:15	4	9	13	2	6	3	0	1	0	18	22.2
R	39	Petr Sykora	21	18:38	4	9	13	3	12	1	0	2	2	58	6.9
L	9	Paul Kariya	21	21:14	6	6	12	0	6	0	0	1	1	53	11.3
L	12	Mike Leclerc	21	19:01	2	9	11	3	12	1	0	2	1	55	3.6
C	20	Steve Rucchin	21	23:34	7	3	10	-2	2	1	0	2	1	46	15.2
C	44	Rob Niedermayer	21	23:34	3	7	10	-5	18	0	2	0	0	41	7.3
R	32	Steve Thomas	21	15:12	4	4	8	2	8	2	0	3	1	40	10.0
D	8	Sandis Ozolinsh	21	23:37	2	6	8	8	10	0	0	1	0	39	5.1
L	23	Stanislav Chistov	21	13:21	4	2	6	4	8	0	0	1	0	33	12.1
C	26	Samuel Pahlsson	21	16:40	2	4	6	1	12	0	0	0	0	24	8.3
D	24	Ruslan Salei	21	26:05	2	3	5	3	26	0	0	1	1	33	6.1
L	10	Jason Krog	21	12:10	3	1	4	3	4	0	0	0	0	23	13.0
D	3	Keith Carney	21	26:39	0	4	4	3	16	0	0	0	0	26	0.0
D	28	Niclas Havelid	21	25:41	0	4	4	0	2	0	0	0	0	29	0.0
D	34	Kurt Sauer	21	20:44	1	1	2	3	6	0	1	1	0	8	12.5
C	11	Marc Chouinard	15	7:16	1	0	1	1	0	0	0	0	0	11	9.1
R	21	Dan Bylsma	11	9:44	0	1	1	3	2	0	0	0	0	12	0.0
G	35	J.S. Giguere	21	67:00	0	1	1	0	0	0	0	0	0	0	0.0
D	5	Vitaly Vishnevski	21	10:01	0	1	1	-3	6	0	0	0	0	8	0.0
D	2	Fredrik Olausson	1	3:19	0	0	0	0	0	0	0	0	0	0	0.0
L	14	Cam Severson	1	2:24	0	0	0	0	0	0	0	0	0	0	0.0
G	29	Martin Gerber	2	10:01	0	0	0	0	0	0	0	0	0	0	0.0
L	22	Alexei Smirnov	4	4:21	0	0	0	0	2	0	0	0	0	3	0.0
R	18	Patric Kjellberg	10	10:30	0	0	0	-2	0	0	0	0	0	6	0.0
POS NO. GOALTENDER			GPI	MINS	AVG	W	L	T	EN	SO	GA	SA	SV %		
G	35	J.S. Giguere	21	1407	1.62	15	6	-	1	5	38	697	.945		
G	29	Martin Gerber	2	20	3.00	0	0	-	0	-	1	6	.833		
TOTALS			21	1428	1.68	15	6	-	1	5	40	704	.943		

* Rookie

Ducks Capture First Western Conference Championship:

The Ducks finished the 2003 playoffs with a record of 15-6, recording the highest winning percentage in the NHL (.714)...the Ducks had a 9-1 record at home during the playoffs, second only to New Jersey's 12-1 mark...Anaheim swept the Minnesota Wild to win the Western Conference Championship, advancing to the Stanley Cup Finals for the first time in club history...the Ducks became the second post 1990's expansion team to reach the Finals, following the Florida Panthers in 1996 (vs. Colorado)...since the NHL assumed control of the Stanley Cup Finals after the 1926 season, the Ducks were only the fourth team in league history from the Pacific Time Zone to reach the Finals (Vancouver in 1994 and 1982, Los Angeles in 1993).

Team Defense Leads To NHL Record:

The Ducks set an NHL record in their Western Conference Finals series vs. Minnesota, allowing the fewest goals against in a best-of-7 series by allowing just a single marker to the Wild...Andrew Brunette scored at 4:37 of the first period in Game Four to notch the first Minnesota goal...the 1935 Toronto Maple Leafs and 1952 Detroit Red Wings each surrendered two goals in four-game series.

Overtime Magic For Ducks in 2003:

The Ducks went 7-0 in overtime in the 2003 playoffs, becoming the first team in NHL playoff history to go undefeated in OT when playing in at least six such contests...the seven consecutive overtime wins was second only to the 1993 Canadiens (10) for consecutive OT wins during one playoff season (Montreal finished 10-1 in OT)... Anaheim was the first team in NHL history to win four games in overtime in their first six postseason contests (Ducks were also the sixth team in NHL history to PLAY in four OT games in the first six playoff contests)...the Ducks also became the first team since the 1994 Vancouver Canucks (April 26-30) to win three straight playoff games in overtime (no team has ever won four straight)...the Ducks won three straight spanning Game 4 of the conference Quarter-Finals (Apr. 16) and Games 1 & 2 of the conference Semi-Finals (Apr. 24-26)...the Ducks had six different goal scorers in the seven overtime games (Sykora had two; Kariya, Rucchin, Leclerc, Thomas and Salei had one).



ANAHEIM DUCKS 2003 PLAYOFF NOTES

Ducks Take Care Of Business At Home:

The Ducks finished 9-1 at home in the playoffs, including seven-straight home wins to end the postseason (second longest of '03 playoffs, behind New Jersey's eight)...the club's only loss was a 2-1 setback to Dallas in Game 3 of the Conf. Semifinals...the Ducks earned a record of 3-1 in Game 3, 4-0 in Game Four and 2-0 in Game 6...the club out-scored the opposition 26-to-13 at home this postseason...the Ducks allowed one-goal-or-fewer on five occasions.

Taking The Toughest Path:

The Ducks became the first team in NHL history to knock off the top two conference seeds in the first two rounds of the playoffs (NHL began re-seeding following each playoff round in 1998-99)...the Ducks defeated the Stanley Cup Champion Detroit Red Wings 4-0 in the first round and the #1 seeded Dallas Stars 4-2...the 1995-96 Panthers knocked off No. 1 and No. 2 seeds (Philly and Pittsburgh) in conference Semi-Finals and Finals.

Games One And Two Have Road Winners:

The ANAHEIM DUCKS were the first team in NHL history to win the first two games on the road in three consecutive series...the Ducks took the first two games in Detroit, Dallas & Minnesota before losing the first two in New Jersey in the Finals.

STANLEY CUP FINALS

5/27/03 Anaheim 0 @ New Jersey 3

Anaheim was shutout in the playoffs for the third time in franchise history...Jean-Sebastien Giguere and the Ducks saw their five-game winning streak end...the Devils third goal was an empty-netter at 19:38 of the third period.

PP: 0-2 PK: 1-1 SF: 16 SA: 30

5/29/03 Anaheim 0 @ New Jersey 3

The Devils scored two second period goals and did not allow an Anaheim marker in a 3-0 win at Continental Airlines Arena...the Ducks were led in shots by Ruslan Salei, who had three...Anaheim won 63.3% of the game's faceoffs, going 38-for-60 on the night.

PP: 0-3 PK: 3-4 SF: 16 SA: 25

5/31/03 New Jersey 2 @ Anaheim 3 (OT)

Ruslan Salei's shot beat Martin Brodeur at 6:59 of the first overtime period and the Ducks won 3-2 at the Arrowhead Pond...Sandis Ozolinsh (1-1=2) and Marc Chouinard also scored for the Ducks in the second period...Jean-Sebastien Giguere posted an assist on Ozolinsh's goal, while Adam Oates had a helper on his fourth straight overtime goal by the Ducks.

PP: 0-2 PK: 4-4 SF: 33 SA: 31

6/2/03 New Jersey 0 @ Anaheim 1 (OT)

Steve Thomas scored just 39 seconds into overtime to give the Ducks their second consecutive victory and even the series 2-2...J.S. Giguere posted his fifth shutout of the 2003 Playoffs...Samuel Pahlsson and Sandis Ozolinsh each had assists.

PP: 0-1 PK: 3-3 SF: 26 SA: 26

6/5/03 Anaheim 3 @ New Jersey 6

The Ducks scored first and twice tied the score, but the Devils won 6-3 at Continental Airlines Arena...Petr Sykora scored a goal 42 seconds into the game...Steve Rucchin and Samuel Pahlsson also had goals for the Ducks...New Jersey scored the game's final three goals...Adam Oates, Paul Kariya, Rob Niedermayer and Keith Carney each had single assists...the Ducks had one power play compared with the Devils four opportunities.

PP: 0-1 PK: 4-4 SF: 23 SA: 37

6/7/03 New Jersey 2 @ Anaheim 5

The Ducks scored a team playoff record five goals in a game, including three in the first period to win 5-2 in Game 6 at the Arrowhead Pond...Steve Rucchin scored the game's first two goals, while Steve Thomas, Paul Kariya (1-2=3) and Petr Sykora (1-2=3) also lit the lamp...Mike Leclerc, Rob Niedermayer, Keith Carney, Adam Oates, Stanislav Chistov and Niclas Havelid each had single assists...the Ducks moved their all-time record to 3-0 in Game 6 of the playoffs.

PP: 2-8 PK: 2-3 SF: 24 SA: 28

6/9/03 Anaheim 0 @ New Jersey 3

The Ducks' tremendous playoff RUN ended in a 3-0 defeat in Game 7...Michael Rupp scored the game-winner in the second period and Jeff Friesen added two goals...Martin Brodeur stopped 24 shots in the win, while Conn Smythe winner Jean-Sebastien Giguere made 22 saves for Anaheim.

PP: 0-1 PK: 2-2 SF: 24 SA: 25

WESTERN CONFERENCE FINALS

5/10/03 Anaheim 1 @ Minnesota 0 (2OT)

Petr Sykora scored his second overtime goal of the playoffs and Jean-Sebastien Giguere earned his second shutout of the postseason as the Ducks won 1-0 at Xcel Energy Center...Mike Leclerc and Adam Oates had the assists on Sykora's game-winning goal...Minnesota had five power plays compared with the Ducks one man-advantage.

PP: 0-1 PK: 5-5 SF: 26 SA: 39

ANAHEIM DUCKS 2003 PLAYOFF NOTES

5/12/03 Anaheim 2 @ Minnesota 0

The Ducks used two shorthanded goals and a second consecutive shutout to go up 2-0 in the best-of-seven series...in the process the Ducks became the first team in NHL history to go 6-0 on the road in Games 1 & 2 of the first three rounds...Jean-Sebastien Giguere stopped all 24 shots he faced...Kurt Sauer scored the first game-winning goal of his career...Rob Niedermayer added an insurance marker in he third period...each goal in the game came shorthanded for the first time in NHL playoff history (games where 2-or-more goals have been scored)...Steve Rucchin and Dan Bylsma each had single assists.

PP: 0-3 PK: 3-3 SF: 22 SA: 24

5/14/03 Minnesota 0 @ Anaheim 4

Jean-Sebastien Giguere and the Ducks earned their third consecutive shutout, and Paul Kariya scored two goals to match a career playoff high...Steve Rucchin scored the game-winner in the first period, while Stanislav Chistov tallied his fourth of the postseason...Adam Oates and Petr Sykora each had two assists...Mike Leclerc, Rob Niedermayer, Vitaly Vishnevski and Samuel Pahlsson each had single assists.

PP: 0-4 PK: 4-4 SF: 32 SA: 35

5/16/03 Minnesota 1 @ Anaheim 2

The Ducks swept their second team of the Stanley Cup Playoffs (also Detroit) with a 2-1 win at the Pond...Adam Oates scored two power play goals and Jean-Sebastien Giguere stopped 24-of-25 shots...Mike Leclerc had two assists...Rob Niedermayer and Niclas Havelid also had assists...the Ducks scored multiple power play goals for the first time in the postseason.

PP: 2-3 PK: 3-4 SF: 28 SA: 25

WESTERN CONFERENCE SEMIFINALS

4/24/03 Anaheim 4 @ Dallas 3 (5OT)

Petr Sykora scored the game-winning goal in the fifth overtime period (48 seconds into the frame) as the Ducks took Game 1 @ American Airlines Arena...the game was the fourth longest in NHL history (140:48)...Steve Rucchin, Rob Niedermayer (shorthanded) and Jason Krog were the other goal scorers for Anaheim...Keith Carney logged a team-high 56:20 TOI and a game-high 83 shifts...Mike Leclerc earned two assists, including one of the GWG...Sandis Ozolinsh, Ruslan Salei and Adam Oates also had helpers...J.S. Giguere became the first goaltender to post two 60-save performances in a single playoff season.

PP: 0-3 PK: 3-3 SF: 54 SA: 63

4/26/03 Anaheim 3 @ Dallas 2 (OT)

Mike Leclerc scored his first career playoff goal at 1:44 of the first overtime period to give the Ducks a 2-0 lead on the Stars...Petr Sykora had an assist on each of the Ducks goals for his first career three-assist playoff game...Adam Oates scored a power play goal and had an assist...Paul Kariya had two assists...Rob Niedermayer scored to tie the score and force overtime at 18:51 of the third period.

PP: 1-6 PK: 1-2 SF: 27 SA: 31

4/28/03 Dallas 2 @ Anaheim 1

Steve Rucchin netted his third goal of the playoffs in the first period to forge a tie, but Dallas scored the game's final goal at 3:41 of the second period and won 2-1 at the Arrowhead Pond...Paul Kariya and Niclas Havelid each had assists on Rucchin's power play marker...Jean-Sebastien Giguere stopped 30-of-32 shots on net.

PP: 1-4 PK: 3-4 SF: 32 SA: 32

4/30/03 Dallas 0 @ Anaheim 1

Mike Leclerc scored his second game-winning goal in three games with a power play marker at 18:13 of the third period and Jean-Sebastien Giguere posted his first career playoff shutout in the 1-0 at the Arrowhead Pond...the Ducks took a 3-1 lead in the best-of-seven series...Sandis Ozolinsh and Ruslan Salei each had assists on the goal.

PP: 1-5 PK: 0-5 SF: 22 SA: 28

5/3/03 Anaheim 1 @ Dallas 4

Anaheim lost to Dallas 4-1 with Paul Kariya scoring the lone Anaheim marker...Ruslan Salei and Steve Thomas each had single assists...Martin Gerber relieved JS Giguere in the third period and faced his first playoff shots, stopping 5-of-6 in 20 minutes of play.

PP: 0-6 PK: 2-2 SF: 15 SA: 25

5/5/03 Dallas 3 @ Anaheim 4

Sandis Ozolinsh (1-1=2) scored the game-winning goal at 18:54 of the third period to give the Ducks a series-clinching 4-3 victory over Dallas at the Arrowhead Pond...Steve Thomas scored 1-2=3 points, including the first goal of the game...Stanislav Chistov and Ruslan Salei each had goals as well...Steve Rucchin, Jason Krog, Samuel Pahlsson and Mike Leclerc each had single assists.

PP: 1-3 PK: 2-3 SF: 26 SA: 29

WESTERN CONFERENCE QUARTERFINALS

4/10/03 Anaheim 2 @ Detroit 1 (3OT)

Jean-Sebastien Giguere stopped 63 shots and Paul Kariya scored the triple-overtime game-winning goal in the third extra session as Anaheim took a 1-0 series lead over Detroit with a 2-1 win...Adam Oates scored a first-period goal for the Ducks after Brendan Shanahan started the game's scoring with a power play marker for Detroit...Niclas Havelid and Steve Rucchin had assists on Kariya's game winner, while Mike Leclerc and Kurt Sauer had helpers on the Oates goal...Giguere's 63 saves were the most by a netminder making his Stanley Cup Playoff debut.

PP: 0-4 PK: 3-4 SF: 44 SA: 64

4/12/03 Anaheim 3 @ Detroit 2

Steve Thomas (1-1=2) and Jason Krog both scored late third period goals to give the Ducks a 3-2 win at Joe Louis Arena and a 2-0 lead in the best of seven series...Stanislav Chistov started the game's scoring with a goal in the first period...Rob Niedermayer had two assists...Samuel Pahlsson and Sandis Ozolinsh also had single assists...Jean Sebastien Giguere stopped 34 -of-36 shots he faced.

PP: 0-3 PK: 2-2 SF: 23 SA: 36

4/14/03 Detroit 1 @ Anaheim 2

Stanislav Chistov scored the game-winning goal in the third period after Samuel Pahlsson scored the game's first goal as the Ducks won 2-1 at the Arrowhead Pond...Chistov also earned an assist on Pahlsson's goal...J.S. Giguere stopped 36-of-37 shots to earn his third straight win and his third straight #1 star selection.

PP: 0-3 PK: 3-4 SF: 26 SA: 37

4/16/03 Detroit 2 @ Anaheim 3 (OT)

Steve Rucchin scored the overtime game-winning goal at 6:53 of the first extra session to seal a 4-0 series win for the Ducks...Paul Kariya and Jason Krog were the other goal scorers for the Ducks...Keith Carney earned two assists, including the set-up on Rucchin's game-winner... Petr Sykora, Adam Oates and Rob Niedermayer each had single assists.

PP: 0-4 PK: 4-4 SF: 27 SA: 34

ANAHEIM DUCKS 1999 PLAYOFF STATISTICS & NOTES

POS	NO.	PLAYER	GP	G	A	PTS	+/-	PIM	PP	SH	GW	GT	S	PCTG
R	8	Teemu Selanne	4	2	2	4	-1	2	1	0	0	0	7	28.6
L	9	Paul Kariya	3	1	3	4	0	0	0	0	0	0	11	9.1
C	20	Steve Rucchin	4	0	3	3	0	0	0	0	0	0	10	.0
L	16	Marty McInnis	4	2	0	2	-1	2	2	0	0	0	12	16.7
D	2	Fredrik Olausson	4	0	2	2	-4	4	0	0	0	0	6	.0
D	23	Jason Marshall	4	1	0	1	-1	10	1	0	0	0	5	20.0
C	39	Travis Green	4	0	1	1	-4	4	0	0	0	0	12	.0
D	7	Pavel Trnka	4	0	1	1	-3	2	0	0	0	0	2	.0
D	34	Dan Trebil	1	0	0	0	0	2	0	0	0	0	0	.0
G	35	*Tom Askey	1	0	0	0	0	0	0	0	0	0	0	.0
C	22	*Johan Davidsson	1	0	0	0	0	0	0	0	0	0	0	.0
L	12	*Mike Leclerc	1	0	0	0	0	0	0	0	0	0	1	.0
L	32	Stu Grimson	3	0	0	0	0	30	0	0	0	0	0	.0
D	24	Ruslan Salei	3	0	0	0	-4	4	0	0	0	0	5	.0
D	5	Kevin Haller	4	0	0	0	-1	2	0	0	0	0	7	.0
G	31	Guy Hebert	4	0	0	0	0	0	0	0	0	0	0	.0
L	33	Jim Mckenzie	4	0	0	0	-2	4	0	0	0	0	5	.0
R	17	Tomas Sandstrom	4	0	0	0	-2	4	0	0	0	0	9	.0
C	18	Ted Drury	4	0	0	0	-6	0	0	0	0	0	4	.0
R	19	Jeff Nielsen	4	0	0	0	-6	2	0	0	0	0	7	.0
D	4	Jamie Pushor	4	0	0	0	-3	6	0	0	0	0	6	.0
C	14	*Antti Aalto	4	0	0	0	0	2	0	0	0	0	0	.0
C	11	Matt Cullen	4	0	0	0	-2	0	0	0	0	0	6	.0

NO.	GOALTENDER	GP	MIN	GAA	W-L	EN	SO	GA	SHOTS	SV%	G	A	PIM
35	*Tom Askey	1	30	4.00	0-1	0	0	2	11	.818	0	0	0
31	Guy Hebert	4	208	4.33	0-3	0	0	15	124	.879	0	0	2
TEAM TOTALS		4	240	4.25	0-4	0	0	17	135	.874	0	0	2

* = Rookie

A Second Appearance in the Postseason:

The Ducks finished the regular season with a 35-34-13 mark for 83 points, finishing sixth in the Western Conference. The Detroit Red Wings finished 43-32-7 for 93 points in the regular season, finishing third in the Western Conference. The two clubs met in the first round of the 1999 NHL Playoffs; the Ducks' second appearance in the post-season and the second playoff meeting in three years between Anaheim and Detroit. The Red Wings won the series four games to none, ending the Ducks' season with a 3-0 win @ Anaheim on Apr. 27. Teemu Selanne (2-2=4) and Paul Kariya (1-3=4) led Anaheim in playoff scoring. Marty McInnis co-led the team in goals with two power play tallies (tying with Selanne). Steve Yzerman led the Red Wings with 5-2=7 points in the series, including three power play goals. Brendan Shanahan (3-3=6), Sergei Fedorov (1-5=6) and Nicklas Lidstrom (0-6=6) all had six points in the four games. Chris Osgood was 4-0 with a 1.50 GAA in the series.

April 21, 1999 - Anaheim 3 @ Detroit 5

Paul Kariya (1-2=3) and Steve Rucchin (0-3=3) earned three-point games each for the Ducks in a 5-3 Detroit win...Marty McInnis (first career playoff goal) scored the first goal of the game on the power play and Teemu Selanne netted a goal in the third...Rucchin's three assists were a Ducks playoff record...Guy Hebert left the game midway through the second period after getting hit in the head and was relieved by Tom Askey, who stopped nine-of-11 shots in his NHL playoff debut.

April 23, 1999 - Anaheim 1 @ Detroit 5

Teemu Selanne scored Anaheim's lone goal on the power play from Paul Kariya and Fredrik Olausson...three of Detroit's five scores came with the man-advantage, going 3-of-9 on the evening.

April 25, 1999 - Detroit 4 @ Anaheim 2

Sergei Fedorov scored the first goal of the game early in the first period before Marty McInnis and Jason Marshall (first career playoff goal) scored to put the Ducks ahead by a 2-1 score...both clubs went 2-for-6 on the power play and finished with 24 shots on goal.

April 27, 1999 - Detroit 3 @ Anaheim 0

Chris Osgood stopped all 31 shots he faced in a 3-0 win, clinching the series for the Red Wings...Detroit outshot Anaheim 38-31. Paul Kariya missed the contest with a broken left foot, suffered late in Game Three.

ANAHEIM DUCKS 1997 PLAYOFF STATISTICS & NOTES

POS	NO.	PLAYER	GP	G	A	PTS	+/-	PIM	PP	SH	GW	GT	S	PCTG
L	9	Paul Kariya	11	7	6	13	-2	4	4	0	1	1	61	11.5
D	15	Dmitri Mironov	11	1	10	11	0	10	1	0	0	0	36	2.8
R	8	Teemu Selanne	11	7	3	10	-3	4	3	0	1	0	38	18.4
D	36	J.J. Daigneault	11	2	7	9	-6	16	1	0	1	0	24	8.3
L	23	Brian Bellows	11	2	4	6	-7	2	1	0	0	0	36	5.6
C	20	Steve Rucchin	8	1	2	3	-2	10	0	0	0	0	8	12.5
C	17	Jari Kurri	11	1	2	3	2	4	0	0	0	0	18	5.6
R	14	Joe Sacco	11	2	0	2	-4	2	0	0	0	0	20	10.0
D	33	Dave Karpa	8	1	1	2	-2	20	0	0	1	0	13	7.7
C	54	*Sean Pronger	9	0	2	2	0	4	0	0	0	0	7	.0
D	29	*Darren Van Impe	9	0	2	2	-3	16	0	0	0	0	11	.0
L	16	Warren Rychel	11	0	2	2	-2	19	0	0	0	0	16	.0
C	13	Ted Drury	10	1	0	1	-2	4	0	0	0	0	17	5.9
D	28	Jason Marshall	7	0	1	1	1	4	0	0	0	0	3	.0
D	34	*Daniel Trebil	9	0	1	1	-6	6	0	0	0	0	10	.0
L	22	Ken Baumgartner	11	0	1	1	0	11	0	0	0	0	0	.0
C	32	Richard Park	11	0	1	1	-2	2	0	0	0	0	10	.0
L	27	*Mike Leclerc	1	0	0	0	0	0	0	0	0	0	0	.0
R	21	*Igor Nikulin	1	0	0	0	0	0	0	0	0	0	1	.0
C	12	Kevin Todd	4	0	0	0	-3	2	0	0	0	0	3	.0
G	35	M. Shtalenkov	4	0	0	0	0	2	0	0	0	0	0	0
G	31	Guy Hebert	9	0	0	0	0	0	0	0	0	0	0	.0
D	2	Bobby Dollas	11	0	0	0	-2	4	0	0	0	0	10	.0
C	24	Mark Janssens	11	0	0	0	-3	15	0	0	0	0	13	.0
NO. GOALTENDER			GP	MIN	GAA	W-L	EN	SO	GA	SHOTS	SV%	G	A	PIM
31	Guy Hebert	9	534	2.02	4-4	1	1	18	255	.929	0	0	0	
35	M. Shtalenkov	4	211	2.84	0-3	1	0	10	162	.938	0	0	2	
TEAM TOTALS			11	747	2.41	4-7	2	1	30	419	.928	0	0	2

* = Rookie

Franchise Firsts:

A few of the Ducks playoff "firsts" from the club's first-ever playoff game on April 16, 1997 vs. Phoenix: 1st Playoff Goal - Teemu Selanne (8:57 of 1st - pp); 1st Assists - J.J. Daigneault & Paul Kariya; 1st Win - Guy Hebert; 1st Penalty - Warren Rychel (x-check)...Guy Hebert recorded the club's first-ever playoff shutout in Game 7 (Apr. 29, 1997), giving Anaheim its first-ever playoff series win.


Playoff League Leaders:

Paul Kariya ranked T-12th in playoff scoring and T-12th in goals with 7-6=13 pts. Kariya also ranked T-2nd in power play goals with 4...Dmitri Mironov ranked T-3rd among defensemen scoring with 1-10=11 pts. Mironov's 10 assists ranked T-9th in overall assists...J.J. Daigneault ranked T-8th among defensemen scoring with 1-8=9 pts...Teemu Selanne ranked T-12th in goals with 7.

Playing the Eventual Champs Tough:

Anaheim was eliminated from the 1997 Playoffs by the eventual Stanley Cup Champion Detroit Red Wings in the Western Conference Quarterfinals, 4-0. The Ducks extended the Red Wings to overtime in three of those contests, including one double overtime game and one triple overtime game. Two of those overtime games came at Detroit. Guy Hebert and Mikhail Shtalenkov combined for a 2.45 GAA and .942 SV%. Only St. Louis had a better GAA (2.18) vs. Detroit in the postseason, while Anaheim was tops in save percentage vs. the Wings. The Ducks converted 36.4% of their power plays in the series - highest vs. Detroit in the playoffs.

ANAHEIM DUCKS
2014-15 TEAM PHOTO



FRONT ROW (L-R) John Gibson, Executive Vice President/COO Tim Ryan, Senior Vice President of Hockey Operations David McNab, Executive Vice President/General Manager Bob Murray, Owner Henry Samueli, Francois Beauchemin, Ryan Getzlaf, Corey Perry, Owner Susan Samueli, CEO Michael Schulman, Director of Player Personnel Rick Paterson, Head Coach Bruce Boudreau, Frederik Andersen

SECOND ROW (L-R) Vice President - THE RINKS Art Trottier, Vice President of Human Resources Jay Scott, Vice President/COO Anaheim Arena Management Kevin Starkey, Goaltending Consultant Dwayne Roloson, Assistant Coach Scott Niedermayer, Sami Vatanen, Matt Beleskey, Cam Fowler, Andrew Cogliano, Assistant Coach Brad Lauer, Assistant Coach Trent Yawney, Assistant to the General Manager Dave Baseggio, Vice President/CMO Aaron Teats, Vice President of Finance/CF0 Doug Heller, Vice President of Sales/CRO John Viola

THIRD ROW (L-R) Assistant Equipment Manager Chris Aldrich, Equipment Manager Doug Shearer, Video Coordinator Joe Piscotty, James Wisniewski, Rickard Rakell, Jakob Silfverberg, Ryan Kesler, Emerson Etem, Nate Thompson, Kyle Palmieri, Strength and Conditioning Coach Sean Skahan, Head Athletic Trainer Joe Huff, Assistant Athletic Trainer Mike Hannegan

BACK ROW (L-R) Equipment Assistant Chris Kincaid, Chris Wagner, Tomas Fleischmann, Jiri Sekac, Korbinian Holzer, Clayton Stoner, Simon Despres, Hampus Lindholm, Josh Manson, Patrick Maroon, Tim Jackman, Massage Therapist James Partida

Made for small journeys



and big journeys.



Start something special in the **Honda CR-V Touring**.



Official Vehicle of the NHL!