



Canadiens de Montréal

Notes de Presse/Game Notes



Team Media Notes Now Are Available at End of Document

Mardi 7 nov. 2023 / Tue, Nov 7, 2023

Match LNH / NHL Game #181

Canadiens de Montréal 5 - 4 - 2 (12 pts)
 Match d'équipe/Team Game: 12 4 - 2 - 0 (Domicile/Home)
 Match à domicile/Home Game: 7 1 - 2 - 2 (Étranger/Road)

Tampa Bay Lightning 5 - 3 - 4 (14 pts)
 Match d'équipe/Team Game: 13 4 - 0 - 2 (Domicile/Home)
 Match à l'extérieur/Road Game: 7 1 - 3 - 2 (Étranger/Road)

#	Gardien Goalie	PJ GP	V W	D L	P OT	MOY GAA	%AR SV%
30	Cayden Primeau	1	0	1	0	4.15	.879
34	Jake Allen	5	3	1	1	2.72	.927
35	Sam Montembeault	5	2	2	1	3.32	.894

#	Gardien Goalie	PJ GP	V W	D L	P OT	MOY GAA	%AR SV%
31	Jonas Johansson	10	5	1	4	3.17	.907
88	Andrei Vasilevskiy	-	-	-	-	-	-
90	Matt Tomkins	2	0	2	0	3.61	.891

#	P P	Patineur Skater	PJ GP	B G	A A	P P	+/-	PUN PIM
8	D	Mike Matheson	11	2	5	7	-3	10
11	R	Brendan Gallagher	11	4	3	7	-1	8
14	C	Nick Suzuki	11	3	6	9	-2	4
15	C	Alex Newhook	11	3	3	6	-8	4
17	R	Josh Anderson	11	0	1	1	-5	22
20	L	Juraj Slafkovsky	11	1	1	2	-3	6
21	D	Kaiden Guhle	7	0	3	3	7	6
22	R	Cole Caufield	11	4	7	11	3	4
26	D	Johnathan Kovacevic	11	0	0	0	3	2
28	C	Christian Dvorak	1	0	0	0	-1	0
40	R	Joel Armia	4	1	0	1	0	2
49	L	Rafael Harvey-Pinard	10	0	4	4	0	2
52	D	Justin Barron	8	3	0	3	2	10
54	D	Jordan Harris	11	0	1	1	-5	6
55	L	Michael Pezzetta	8	0	1	1	0	10
56	R	Jesse Ylönen	8	1	0	1	-1	2
70	L	Tanner Pearson	11	3	3	6	3	9
71	C	Jake Evans	11	1	0	1	-1	4
72	D	Arber Xhekaj	11	0	2	2	-1	38
91	C	Sean Monahan	11	6	4	10	4	6

#	P P	Patineur Skater	PJ GP	B G	A A	P P	+/-	PUN PIM
11	C	Luke Glendening	12	1	0	1	-3	0
12	C	Alex Barré-Boulet	10	3	3	6	0	6
20	L	Nicholas Paul	12	5	2	7	0	7
21	C	Brayden Point	12	6	10	16	-6	2
23	C	Michael Eyssimont	11	3	1	4	3	6
24	D	Zach Bogosian	3	0	0	0	0	0
38	L	Brandon Hagel	12	7	5	12	0	4
43	D	Darren Raddysch	12	0	5	5	-3	4
44	D	Calvin de Haan	9	0	2	2	1	4
48	D	Nick Perbix	11	0	3	3	3	2
51	L	Austin Watson	4	0	0	0	-2	10
64	C	Tyler Motte	2	0	0	0	0	0
71	C	Anthony Cirelli	12	1	4	5	-1	2
73	L	Conor Sheary	12	1	2	3	-3	4
77	D	Victor Hedman	12	3	11	14	-1	6
81	D	Erik Cernak	12	0	2	2	-2	6
84	L	Tanner Jeannot	12	2	3	5	-4	13
86	R	Nikita Kucherov	12	9	11	20	-2	6
91	C	Steven Stamkos	10	4	8	12	-2	4
98	D	Mikhail Sergachev	12	0	6	6	-9	8

VP exécutif, opérations hockey/Executive VP, Hockey Operations: Jeff Gorton
Directeur général/General manager: Kent Hughes
Entraîneur-chef/Head coach: Martin St-Louis
Entraîneurs adjoints/Assistant coaches: Alex Burrows, Trevor Letowski, Eric Raymond, Stéphane Robidas
Entraîneurs vidéo/Video coaches: Daniel Harvey & Éric Gravel

Vice President & General Manager, Alternate Governor: Julien BriseBois
Assistant General Managers: Stacy Roest, Al Murray, Jamie Pushor, Mathieu Darche
Head Coach: Jon Cooper
Coaching Staff: Jeff Halpern, Rob Zettler, Jeff Blashill
Goaltending Coach: Frantz Jean

Officiels/Tonight's Officials

Arbitres/Referees: Chris Rooney (5), Gord Dwyer (19)
Superviseur/Supervisor: Alexandre Sylvestre
Hymnes nationaux/Ntl. Anthem: Alexandre Sylvestre
 * Denotes Standby Official.

Juges de ligne/Linespersons: Jonathan Deschamps (80), Tyson Baker (88)
Juge vidéo/Video Judge: Doug Hayward

Dans la LNH / Today's Schedule

PIT @ ANA : 7:00	SEA @ ARI : 7:00	BUF @ CAR : 7:00	NSH @ CGY : 7:00	TBL @ MTL : 7:00	WPG @ STL : 7:00
MIN @ NYI : 7:30	DET @ NYR : 7:30	PHI @ SJS : 7:30	NJD @ COL : 8:00		



Canadiens de Montréal: Personnel des joueurs / Roster

Actifs / Active (23 Players)						
#	Nom/Name	Pos/Pos	Taille/Ht.	Poids/Wt.	Né le/Born	Lieu de naissance/Birthplace
8	Mike Matheson	D	6' 2"	196	Feb 27, 1994	Pointe-Claire, QC, CAN
11	Brendan Gallagher	R	5' 9"	183	May 6, 1992	Edmonton, AB, CAN
14	Nick Suzuki	C	5' 11"	212	Aug 10, 1999	London, ON, CAN
15	Alex Newhook	C	5' 11"	199	Jan 28, 2001	St. John's, NL, CAN
17	Josh Anderson	R	6' 3"	224	May 7, 1994	Burlington, ON, CAN
20	Juraj Slafkovsky	L	6' 3"	230	Mar 30, 2004	Kosice, SVK
21	Kaiden Guhle	D	6' 3"	201	Jan 18, 2002	Edmonton, AB, CAN
22	Cole Caufield	R	5' 8"	175	Jan 2, 2001	Mosinee, WI, USA
26	Johnathan Kovacevic	D	6' 5"	223	Jul 12, 1997	Hamilton, ON, CAN
28	Christian Dvorak	C	6' 1"	192	Feb 2, 1996	Palos, IL, USA
30	Cayden Primeau	G	6' 3"	207	Aug 11, 1999	Farmington Hills, MI, USA
34	Jake Allen	G	6' 2"	197	Aug 7, 1990	Fredericton, NB, CAN
35	Sam Montembeault	G	6' 3"	222	Oct 30, 1996	Becancour, QC, CAN
40	Joel Armia	R	6' 3"	216	May 31, 1993	Pori, FIN
49	Rafael Harvey-Pinard	L	5' 9"	184	Jan 6, 1999	Saguenay, QC, CAN
52	Justin Barron	D	6' 2"	202	Nov 15, 2001	Halifax, NS, CAN
54	Jordan Harris	D	5' 11"	189	Jul 7, 2000	Haverhill, MA, USA
55	Michael Pezzetta	L	6' 1"	217	Mar 13, 1998	Toronto, ON, CAN
56	Jesse Ylönen	R	6' 1"	200	Oct 3, 1999	Scottsdale, AZ, USA
70	Tanner Pearson	L	6' 1"	207	Aug 10, 1992	Kitchener, ON, CAN
71	Jake Evans	C	6' 1"	187	Jun 2, 1996	Toronto, ON, CAN
72	Arber Xhekaj	D	6' 4"	240	Jan 30, 2001	Hamilton, ON, CAN
91	Sean Monahan	C	6' 2"	202	Oct 12, 1994	Brampton, ON, CAN
23 Joueurs/Players Total		Mov/Avg:	6' 1"	204	Âge/Age: 26.1	

Liste des blessés / Injured Reserve List (4 Players)						
6	Chris Wideman	D	5' 10"	180	Jan 7, 1990	St. Louis, MO, USA
31	Carey Price	G	6' 3"	217	Aug 16, 1987	Anahim Lake, BC, CAN
58	David Savard	D	6' 1"	238	Oct 22, 1990	St-Hyacinthe, QC, CAN
77	Kirby Dach	C	6' 4"	217	Jan 21, 2001	Fort Saskatchewan, AB, CAN

But Séquence/Goal Streaks

Brendan Gallagher (2 Games / 2 Goals)

Aide Séquence/Assist Streaks

Alex Newhook (2 Games / 2 Assists)
Brendan Gallagher (2 Games / 2 Assists)

Point Séquence/Point Streaks

Alex Newhook (2 Games / 0-2-2)
Sean Monahan (5 Games / 4-1-5)
Brendan Gallagher (2 Games / 2-2-4)

Tampa Bay Lightning: Personnel des joueurs / Roster

Actifs / Active (23 Players)						
#	Nom/Name	Pos/Pos	Taille/Ht.	Poids/Wt.	Né le/Born	Lieu de naissance/Birthplace
11	Luke Glendening	C	5' 10"	190	Apr 28, 1989	Grand Rapids, MI, USA
12	Alex Barré-Boulet	C	5' 10"	178	May 21, 1997	Montmagny, QC, CAN
20	Nicholas Paul	L	6' 3"	229	Mar 20, 1995	Mississauga, ON, CAN
21	Brayden Point	C	5' 10"	178	Mar 13, 1996	Calgary, AB, CAN
23	Michael Eyssimont	C	6' 0"	201	Sep 9, 1996	Littleton, CO, USA
24	Zach Bogosian	D	6' 3"	231	Jul 15, 1990	Massena, NY, USA
31	Jonas Johansson	G	6' 5"	219	Sep 19, 1995	Gavle, SWE
38	Brandon Hagel	L	6' 2"	183	Aug 27, 1998	Saskatoon, SK, CAN
43	Darren Raddysh	D	6' 1"	195	Feb 28, 1996	Toronto, ON, CAN
44	Calvin de Haan	D	6' 1"	192	May 9, 1991	Carp, ON, CAN
48	Nick Perbix	D	6' 3"	202	Jun 15, 1998	Elk River, MN, USA
51	Austin Watson	L	6' 4"	209	Jan 13, 1992	Ann Arbor, MI, USA
64	Tyler Motte	C	5' 10"	194	Mar 10, 1995	St. Clair, MI, USA
71	Anthony Cirelli	C	6' 1"	190	Jul 15, 1997	Etobicoke, ON, CAN
73	Conor Sheary	L	5' 8"	179	Jun 8, 1992	Winchester, MA, USA
77	Victor Hedman	D	6' 7"	246	Dec 18, 1990	Ornskoldsvik, SWE
81	Erik Cernak	D	6' 3"	230	May 28, 1997	Kosice, SVK
84	Tanner Jeannot	L	6' 2"	220	May 29, 1997	Estevan, SK, CAN
86	Nikita Kucherov	R	5' 11"	182	Jun 17, 1993	Maykop, RUS
88	Andrei Vasilevskiy	G	6' 4"	220	Jul 25, 1994	Tyumen, RUS
90	Matt Tomkins	G	6' 4"	191	Jun 19, 1994	Edmonton, AB, CAN
91	Steven Stamkos	C	6' 1"	193	Feb 7, 1990	Markham, ON, CAN
98	Mikhail Sergachev	D	6' 3"	211	Jun 25, 1998	Nizhnekamsk, RUS
23 Joueurs/Players Total		Mov/Avg:	6' 1"	202	Âge/Age: 29.1	

But Séquence/Goal Streaks

Nikita Kucherov (2 Games / 3 Goals)
Victor Hedman (2 Games / 2 Goals)
Brayden Point (2 Games / 4 Goals)

Aide Séquence/Assist Streaks

Nikita Kucherov (2 Games / 6 Assists)
Steven Stamkos (3 Games / 3 Assists)
Brayden Point (2 Games / 2 Assists)
Victor Hedman (2 Games / 3 Assists)

Point Séquence/Point Streaks

Steven Stamkos (3 Games / 1-3-4)
Victor Hedman (2 Games / 2-3-5)
Brayden Point (2 Games / 4-2-6)
Nikita Kucherov (2 Games / 3-6-9)



Canadiens de Montréal: Statistiques des joueurs/Season Statistics

Pos	#	Patineur Skater	PJ GP	B G	A A	P P	+/-	PUN PIM	BAN PP	BIN SH	BG GW	L S	%	TG/m TOI/g	%M/J FO%	MÉ Hits	TB Blks
R	22	Cole Caufield	11	4	7	11	3	4	1	0	2	47	8.5	19:24	50.0	9	1
C	91	Sean Monahan	11	6	4	10	4	6	3	2	1	29	20.7	18:53	60.8	3	3
C	14	Nick Suzuki	11	3	6	9	-2	4	0	0	0	29	10.3	20:54	53.6	6	6
R	11	Brendan Gallagher	11	4	3	7	-1	8	1	0	1	28	14.3	13:33	75.0	7	2
D	8	Mike Matheson	11	2	5	7	-3	10	2	0	0	33	6.1	24:01	0.0	7	25
C	15	Alex Newhook	11	3	3	6	-8	4	0	0	0	16	18.8	16:08	41.9	8	4
L	70	Tanner Pearson	11	3	3	6	3	9	1	0	0	20	15.0	14:06	40.0	16	8
L	49	Rafael Harvey-Pinard	10	0	4	4	0	2	0	0	0	9	0.0	13:27	0.0	13	11
D	52	Justin Barron	8	3	0	3	2	10	0	0	0	7	42.9	18:18	0.0	12	15
D	21	Kaiden Guhle	7	0	3	3	7	6	0	0	0	14	0.0	19:34	0.0	10	25
L	20	Juraj Slafkovsky	11	1	1	2	-3	6	1	0	0	14	7.1	14:39	50.0	18	7
C	77	Kirby Dach	2	0	2	2	2	0	0	0	0	3	0.0	13:01	37.5	3	0
D	58	David Savard	5	0	2	2	0	2	0	0	0	4	0.0	20:22	0.0	4	14
D	72	Arber Xhekaj	11	0	2	2	-1	38	0	0	0	10	0.0	15:55	0.0	29	9
R	40	Joel Armia	4	1	0	1	0	2	0	0	0	7	14.3	12:42	0.0	2	1
R	56	Jesse Ylönen	8	1	0	1	-1	2	0	0	0	7	14.3	12:10	66.7	2	11
C	71	Jake Evans	11	1	0	1	-1	4	0	0	0	8	12.5	13:18	51.1	12	14
L	55	Michael Pezzetta	8	0	1	1	0	10	0	0	0	8	0.0	07:48	0.0	24	2
R	17	Josh Anderson	11	0	1	1	-5	22	0	0	0	21	0.0	16:51	100.0	23	4
D	54	Jordan Harris	11	0	1	1	-5	6	0	0	0	8	0.0	19:07	0.0	4	18
C	28	Christian Dvorak	1	0	0	0	-1	0	0	0	0	1	0.0	14:53	40.0	0	1
D	26	Johnathan Kovacevic	11	0	0	0	3	2	0	0	0	8	0.0	19:18	0.0	8	18

#	#	Gardien Goaltender	PJ GP	Mins Min	MOY GAA	V W	D L	P OT	BL SO	BA GA	SVS SVS	%AR SV%	B G	A A	PUN PIM
34		Jake Allen	5	309	2.72	3	1	1	0	14	178	.927	0	0	0
35		Sam Montembeault	5	307	3.32	2	2	1	0	17	143	.894	0	0	0
30		Cayden Primeau	1	58	4.15	0	1	0	0	4	29	.879	0	0	0



Tampa Bay Lightning: Statistiques des joueurs/Season Statistics

Pos	#	Patineur Skater	PJ GP	B G	A A	P P	+/-	PUN PIM	BAN PP	BIN SH	BG GW	L S	%	TG/m TOI/g	%M/J FO%	MÉ Hits	TB Blks
R	86	Nikita Kucherov	12	9	11	20	-2	6	4	0	1	53	17.0	21:03	0.0	5	7
C	21	Brayden Point	12	6	10	16	-6	2	3	0	3	34	17.6	20:11	48.8	3	7
D	77	Victor Hedman	12	3	11	14	-1	6	1	0	0	25	12.0	24:14	0.0	6	17
L	38	Brandon Hagel	12	7	5	12	0	4	0	0	0	29	24.1	18:03	50.0	7	5
C	91	Steven Stamkos	10	4	8	12	-2	4	1	0	0	30	13.3	18:42	45.6	5	2
L	20	Nicholas Paul	12	5	2	7	0	7	3	0	1	25	20.0	16:45	51.9	14	9
C	12	Alex Barré-Boulet	10	3	3	6	0	6	1	0	0	17	17.6	12:44	64.3	1	1
D	98	Mikhail Sergachev	12	0	6	6	-9	8	0	0	0	17	0.0	23:29	0.0	6	26
L	84	Tanner Jeannot	12	2	3	5	-4	13	0	0	0	19	10.5	13:12	62.5	37	5
C	71	Anthony Cirelli	12	1	4	5	-1	2	0	0	0	18	5.6	18:22	57.8	9	13
D	43	Darren Raddysh	12	0	5	5	-3	4	0	0	0	13	0.0	19:06	0.0	12	15
C	23	Michael Eyssimont	11	3	1	4	3	6	0	0	0	21	14.3	10:25	0.0	12	3
L	73	Conor Sheary	12	1	2	3	-3	4	0	0	0	14	7.1	12:10	33.3	2	8
D	48	Nick Perbix	11	0	3	3	3	2	0	0	0	8	0.0	15:26	0.0	5	16
D	44	Calvin de Haan	9	0	2	2	1	4	0	0	0	5	0.0	15:26	0.0	13	9
D	81	Erik Cernak	12	0	2	2	-2	6	0	0	0	9	0.0	19:42	0.0	28	17
C	11	Luke Glendening	12	1	0	1	-3	0	0	0	0	5	20.0	11:31	57.3	19	11
C	64	Tyler Motte	2	0	0	0	0	0	0	0	0	3	0.0	12:15	0.0	5	2
D	24	Zach Bogosian	3	0	0	0	0	0	0	0	0	3	0.0	12:05	0.0	2	2
L	51	Austin Watson	4	0	0	0	-2	10	0	0	0	4	0.0	05:54	0.0	10	1

#	#	Gardien Goaltender	PJ GP	Mins Min	MOY GAA	V W	D L	P OT	BL SO	BA GA	SVS SVS	%AR SV%	B G	A A	PUN PIM
31		Jonas Johansson	10	605	3.17	5	1	4	2	32	311	.907	0	0	0
90		Matt Tomkins	2	116	3.61	0	2	0	0	7	57	.891	0	0	0



Tampa Bay Lightning @ Canadiens de Montréal

Sommaire/Team Records

	Tampa Bay Lightning	Canadiens de Montréal
Demier match/Last game:	Monday at TORONTO (5-6 O)	Saturday at ST. LOUIS (3-6 L)
Prochain match/Next game:	Thursday vs CHICAGO	Thursday at DETROIT
Cumulatif/Séquence/Overall record/streak:	5 - 3 - 4 / OT 1	5 - 4 - 2 / Lost 2
Domicile/Séquence/Home record/streak:	4 - 0 - 2 / OT 1	4 - 2 - 0 / Won 2
Étranger/Séquence/Road record/streak:	1 - 3 - 2 / OT 1	1 - 2 - 2 / Lost 2
5 derniers matchs/Last 5 Games:	2 - 1 - 2	2 - 2 - 1
10 derniers matchs/Last 10 Games:	4 - 2 - 4	5 - 4 - 1
Matches 1-But/1-Goal Games:	1 - 0 - 4	4 - 1 - 2
Matches 2-Buts/2-Goal Games:	2 - 2	1 - 0
Matches 3-Buts/3-Goal Games:	2 - 1	0 - 3
Marque 1er but/Scoring first:	4 - 0 - 0	3 - 1 - 1
Accorde 1er but/Opponent scoring first:	1 - 3 - 4	2 - 3 - 1
Mène après 1/Leading after 1 period:	4 - 0 - 2	1 - 0 - 1
Adv. mène après 1/Trailing after 1 period:	0 - 2 - 2	1 - 2 - 1
Égalité après 1/Tied after 1 period:	1 - 1 - 0	3 - 2 - 0
Mène après 2/Leading after 2 periods:	4 - 1 - 2	2 - 0 - 0
Adv. mène après 2/Trailing after 2 periods:	0 - 2 - 2	2 - 4 - 2
Égalité après 2/Tied after 2 periods:	1 - 0 - 0	1 - 0 - 0
Prolongation - Saison/OT Record - This Season:	0 - 4	3 - 2
Prolongation - Concession/OT Record - Franchise:	203 - 188 - 112	222 - 240 - 209
Fusillade - Saison/Shootout Record - This Season:	0 - 0	1 - 2
Fusillade - Concession/Shootout Record - Franchise:	73 - 66	78 - 72
Plus de lancers/Outshooting opponent:	4 - 1 - 0	1 - 0 - 1
Moins de lancers/Outshot by opponent:	1 - 2 - 4	4 - 4 - 1
Même nombre/Even shots:	0 - 0 - 0	0 - 0 - 0
vs. Atlantique/vs. Atlantic:	1 - 2 - 3	1 - 0 - 1
vs. Metropolitan:	1 - 1 - 0	2 - 1 - 0
vs. ASS. EST/vs. EASTERN CONFERENCE:	2 - 3 - 3	3 - 1 - 1
vs. Centrale/vs. Central:	1 - 0 - 0	2 - 3 - 0
vs. Pacifique/vs. Pacific:	2 - 0 - 1	0 - 0 - 1
vs. ASS. OUEST/vs. WESTERN CONFERENCE:	3 - 0 - 1	2 - 3 - 1

Fiche par mois/Month-by-Month Record

	Tampa Bay Lightning		Canadiens de Montréal	
	V-D-P W-L-OT	Points	V-D-P W-L-OT	Points
Octobre/October:	4-2-3	11	5-2-2	12
Novembre/November:	1-1-1	3	0-2-0	0
Totals:	5-3-4	14	5-4-2	12



Tampa Bay Lightning @ Canadiens de Montréal

Situational/Situations

Buts par période/Goals by Period						
	1	2	3	OT	T	Mov/Avg
Tampa Bay Lightning:	17	15	13	0	45	3.80
Adv./Opponents:	12	9	17	4	42	3.50
Canadiens de Montréal:	7	11	12	2	32	2.90
Adv./Opponents:	11	12	14	0	37	3.40

Lancers par période/Shots by Period						
	1	2	3	OT	T	Mov/Avg
Tampa Bay Lightning:	129	125	110	0	364	30.3
Adv./Opponents:	135	131	130	14	410	34.2
Canadiens de Montréal:	93	106	120	13	332	30.2
Adv./Opponents:	124	130	116	17	387	35.2

Supériorité numérique/Power Play						
	Tampa Bay Lightning			Canadiens de Montréal		
	B/G	Occ/Att	%	B/G	Occ/Att	%
Cumulatif/Overall:	13	39	33.3 (2nd NHL)	9	44	20.5 (14th NHL)
Domicile/Home:	9	22	40.9 (2nd NHL)	5	24	20.8 (14th NHL)
Étranger/Road:	4	17	23.5 (13th NHL)	4	20	20.0 (16th NHL)
	0 SHORTHANDED GOALS ALLOWED (1st NHL)			3 SHORTHANDED GOALS ALLOWED (29th NHL)		

Infériorité numérique/Penalty Kill						
	Tampa Bay Lightning			Canadiens de Montréal		
	B/G	Occ/Att	%	B/G	Occ/Att	%
Cumulatif/Overall:	4	33	87.9 (6th NHL)	12	48	75.0 (22nd NHL)
Domicile/Home:	3	16	81.3 (12th NHL)	7	32	78.1 (13th NHL)
Étranger/Road:	1	17	94.1 (3rd NHL)	5	16	68.8 (27th NHL)
	0 SHORTHANDED GOALS SCORED (24th NHL)			2 SHORTHANDED GOALS SCORED (4th NHL)		

Pénalités/Penalties						
	Tampa Bay Lightning			Canadiens de Montréal		
	PJ/GP	Min	Avg./Rank	PJ/GP	Min	Avg./Rank
	12	100	8.3 (3rd NHL)	11	159	14.5 (30th NHL)

Situations de but/Goal Situations				
	Tampa Bay Lightning		Canadiens de Montréal	
	Pour/For	Contre/Against	Pour/For	Contre/Against
6 on 5:	1	3	0	2
6 on 4:	0	0	1	0
6 on 3:	0	0	0	0
5 on 5:	29	31	19	12
5 on 4:	12	0	8	3
5 on 3:	1	0	0	0
4 on 4:	0	0	0	1
4 on 3:	0	0	0	0
3 on 3:	0	3	2	0
3 on 4:	0	1	0	0
3 on 5:	0	0	0	1
3 on 6:	0	0	0	0
4 on 5:	0	3	2	11
4 on 6:	0	0	0	0
5 on 6:	1	1	0	5
Filet désert/Empty Net:	1	3	0	2
Tir de pénalité/Penalty Shots:	1	0	0	2
Total:	45	42	32	37



Tampa Bay Lightning @ Canadiens de Montréal

Situational/Situations

Meneurs/Individual Leaders	
Tampa Bay Lightning	Canadiens de Montréal
Points/Points: N. Kucherov (20); B. Point (16); V. Hedman (14)	C. Caufield (11); S. Monahan (10); N. Suzuki (9)
Buts/Goals: N. Kucherov (9); B. Hagel (7); B. Point (6)	S. Monahan (6); C. Caufield (4); B. Gallagher (4)
Aides/Assists: N. Kucherov (11); V. Hedman (11); B. Point (10)	C. Caufield (7); N. Suzuki (6); M. Matheson (5)
Buts SN/PP Goals: N. Kucherov (4); B. Point (3); N. Paul (3)	S. Monahan (3); M. Matheson (2); C. Caufield (1)
Buts DN/SH Goals: -	S. Monahan (2)
Buts BG/GW Goals: B. Point (3); N. Kucherov (1); N. Paul (1)	C. Caufield (2); S. Monahan (1); B. Gallagher (1)
3 buts +/3+ Goals: B. Point (1)	-
PUN/PIM: T. Jeannot (13); A. Watson (10); M. Sergachev (8)	A. Xhekaj (38); J. Anderson (22); J. Barron (10)
Lancers/Shots: N. Kucherov (53); B. Point (34); S. Stamkos (30)	C. Caufield (47); M. Matheson (33); S. Monahan (29)
+/-: M. Eyssimont (3); N. Perbix (3); C. de Haan (1)	K. Guhle (7); S. Monahan (4); C. Caufield (3)

Fusillade/Shootout							
Tampa Bay Lightning				Canadiens de Montréal			
Tireur/Shooter	B/L / G/S	%	BD/GDG	Tireur/Shooter	B/L / G/S	%	BD/GDG
				Nick Suzuki	2 / 3	66.7	1
				Kirby Dach	0 / 1	0.0	0
				Cole Caufield	0 / 3	0.0	0
				Alex Newhook	0 / 1	0.0	0
				Sean Monahan	0 / 2	0.0	0
Gardien/Goaltender	Fiche/Record	SV/SA	SV%	Gardien/Goaltender	Fiche/Record	SV/SA	SV%
				Jake Allen	1 - 1	5/6	.833
				Sam Montembeault	0 - 1	2/4	.500

Supériorité numérique/Power Play							
Tampa Bay Lightning				Canadiens de Montréal			
Patineur/Skater	B / G	A / A	P / P	Patineur/Skater	B / G	A / A	P / P
Nikita Kucherov	4	5	9	Sean Monahan	3	0	3
Nicholas Paul	3	1	4	Mike Matheson	2	3	5
Brayden Point	3	4	7	Cole Caufield	1	4	5
Steven Stamkos	1	6	7	Tanner Pearson	1	1	2
Alex Barré-Boulet	1	0	1	Brendan Gallagher	1	2	3
Victor Hedman	1	4	5	Juraj Slafkovsky	1	0	1
Brandon Hagel	0	1	1	Alex Newhook	0	3	3
Tanner Jeannot	0	1	1	Nick Suzuki	0	4	4
Mikhail Sergachev	0	3	3				

Désavantage numérique/Shorthanded							
Tampa Bay Lightning				Canadiens de Montréal			
Patineur/Skater	B / G	A / A	P / P	Patineur/Skater	B / G	A / A	P / P
No players to display				Sean Monahan	2	0	2
				Rafael Harvey-Pinard	0	1	1



Tampa Bay Lightning (0-0-0) @ Canadiens de Montréal (0-0-0)

Season Series

Montréal	Canadiens	Lightning	Attend	Goaltenders	W. Goal
Nov 7, 2023	0	0	0	/	
Apr 4, 2024	0	0	0	/	
Tampa Bay	Canadiens	Lightning	Attend	Goaltenders	W. Goal
Dec 31, 2023	0	0	0	/	
Mar 2, 2024	0	0	0	/	

Lightning Statistiques face à face/Head-to-Head Stats

Patineur Skater	PJ GP	B G	A A	P P	+/-	PUN PIM	BAN PP	BIN SH	BG GW	P OT	L S	S%	TOI/G
Gardien Goaltender	PJ GP	GS	V W	D L	P OT	MOY GAA	%AR SV%	LC SA	SV	BA GA	BL SO	TG TOI	

Canadiens Statistiques face à face/Head-to-Head Stats

Patineur Skater	PJ GP	B G	A A	P P	+/-	PUN PIM	BAN PP	BIN SH	BG GW	P OT	L S	S%	TOI/G
Gardien Goaltender	PJ GP	GS	V W	D L	P OT	MOY GAA	%AR SV%	LC SA	SV	BA GA	BL SO	TG TOI	



Tampa Bay Lightning @ Canadiens de Montréal

Carrière vs adversaire/Career vs. Opponent

Canadiens Statistiques en carrière vs adversaire/Career vs. Opponent Stats													
Patineur Skater	PJ GP	B G	A A	P P	+/-	PUN PIM	BAN PP	BIN SH	BG GW	P OT	L S	S%	TOI/G
Josh Anderson	14	5	3	8	-1	15	0	0	0	0	36	13.9	15:28
Joel Armia	13	1	1	2	-4	2	0	0	0	0	28	3.6	15:24
Justin Barron	4	0	2	2	0	0	0	0	0	0	7	0.0	17:21
Cole Caufield	5	1	1	2	-1	0	0	0	0	0	11	9.1	16:59
Christian Dvorak	11	1	2	3	0	0	0	0	0	0	16	6.2	16:32
Jake Evans	6	0	0	0	-3	4	0	0	0	0	12	0.0	14:47
Brendan Gallagher	30	5	8	13	-1	13	1	0	1	0	90	5.6	16:08
Kaiden Guhle	2	1	1	2	-1	0	0	0	0	0	4	25.0	18:51
Jordan Harris	3	0	0	0	-2	2	0	0	0	0	5	0.0	17:41
Rafael Harvey-Pinard	3	1	0	1	2	0	0	0	0	0	2	50.0	15:07
Johnathan Kovacevic	4	0	0	0	-2	2	0	0	0	0	3	0.0	16:35
Mike Matheson	20	2	3	5	-3	4	0	0	1	0	40	5.0	21:43
Sean Monahan	15	7	3	10	-4	2	3	0	0	0	36	19.4	16:47
Alex Newhook	3	0	0	0	-3	2	0	0	0	0	7	0.0	14:13
Tanner Pearson	13	1	2	3	-2	0	0	0	0	0	18	5.6	15:25
Michael Pezzetta	6	0	1	1	-2	13	0	0	0	0	8	0.0	9:04
Juraj Slafkovsky	2	0	0	0	-1	2	0	0	0	0	1	0.0	14:34
Nick Suzuki	11	2	7	9	-2	4	0	0	0	0	17	11.8	20:31
Arber Xhekaj	2	0	0	0	-1	5	0	0	0	0	4	0.0	16:36
Jesse Ylönen	3	2	0	2	0	0	1	0	0	0	2	100.0	11:48

Gardien Goaltender	PJ GP	GS	V W	D L	P OT	MOY GAA	%AR SV%	LC SA	SV	BA GA	BL SO	TG TOI
Jake Allen	9	9	3	6	0	3.11	.895	267	239	28	1	539:31
Sam Montembeault	3	3	1	1	1	3.67	.900	110	99	11	0	179:38
Cayden Primeau	-	-	-	-	-	-	-	-	-	-	-	-

Lightning Statistiques en carrière vs adversaire/Career vs. Opponent Stats													
Patineur Skater	PJ GP	B G	A A	P P	+/-	PUN PIM	BAN PP	BIN SH	BG GW	P OT	L S	S%	TOI/G
Alex Barré-Boulet	-	-	-	-	-	-	-	-	-	-	-	-	-
Zach Bogosian	43	4	10	14	-10	76	1	0	1	1	96	4.2	19:52
Erik Cernak	12	0	4	4	0	6	0	0	0	0	21	0.0	19:46
Anthony Cirelli	15	3	5	8	3	12	1	1	1	0	24	12.5	16:09
Michael Eyssimont	4	0	0	0	-2	2	0	0	0	0	8	0.0	9:05
Luke Glendening	30	4	5	9	-12	16	0	0	0	0	30	13.3	14:07
Brandon Hagel	7	6	2	8	3	4	1	0	1	0	19	31.6	17:16
Victor Hedman	44	9	36	45	24	36	1	0	2	0	108	8.3	24:00
Tanner Jeannot	6	1	1	2	1	5	0	0	0	0	8	12.5	13:42
Nikita Kucherov	32	12	22	34	14	8	5	0	2	0	83	14.5	17:58
Tyler Motte	17	2	2	4	1	6	0	0	0	0	30	6.7	14:13
Nicholas Paul	21	2	4	6	3	12	0	0	1	0	41	4.9	15:39
Nick Perbix	3	0	1	1	1	4	0	0	0	0	7	0.0	16:07
Brayden Point	22	8	9	17	7	4	3	0	2	0	69	11.6	19:41
Darren Raddysh	2	0	0	0	-2	0	0	0	0	0	3	0.0	14:48
Mikhail Sergachev	17	0	6	6	-4	13	0	0	0	0	25	0.0	19:38
Conor Sheary	16	4	5	9	-2	4	0	0	0	0	24	16.7	14:32
Steven Stamkos	47	23	20	43	12	29	9	0	2	0	154	14.9	19:21
Austin Watson	16	4	1	5	2	13	0	0	1	0	18	22.2	11:56
Calvin de Haan	16	0	4	4	-1	2	0	0	0	0	19	0.0	19:41

Gardien Goaltender	PJ GP	GS	V W	D L	P OT	MOY GAA	%AR SV%	LC SA	SV	BA GA	BL SO	TG TOI
Jonas Johansson	2	2	1	1	0	5.50	.807	57	46	11	0	119:57
Matt Tomkins	-	-	-	-	-	-	-	-	-	-	-	-
Andrei Vasilevskiy	18	18	14	2	2	1.93	.936	550	515	35	2	1088:53



Tampa Bay Lightning @ Canadiens de Montréal

En carrière vs gardiens adverses/Career vs. Opposing Goaltenders

Canadiens Statistiques en carrière vs gardiens adverses/Career vs. Opposing Goaltenders Stats

Patineur Skater	PJ GP	vs. Jonas Johansson (#31)			Fusillade/Shootout		
		B G	L S	S%	B G	L S	S%
Josh Anderson	2	0	6	0.0	-	-	-
Joel Armia	1	0	0	-	-	-	-
Justin Barron	-	-	-	-	-	-	-
Cole Caufield	2	3	10	30.0	-	-	-
Christian Dvorak	4	1	5	20.0	1	1	100.0
Jake Evans	2	1	4	25.0	-	-	-
Brendan Gallagher	1	1	3	33.3	-	-	-
Kaiden Guhle	-	-	-	-	-	-	-
Jordan Harris	1	1	1	100.0	-	-	-
Rafael Harvey-Pinard	-	-	-	-	-	-	-
Johnathan Kovacevic	-	-	-	-	-	-	-
Mike Matheson	1	0	1	0.0	-	-	-
Sean Monahan	-	-	-	-	-	-	-
Alex Newhook	-	-	-	-	-	-	-
Tanner Pearson	-	-	-	-	-	-	-
Michael Pezetta	2	0	3	0.0	-	-	-
Juraj Slafkovsky	-	-	-	-	-	-	-
Nick Suzuki	2	0	1	0.0	-	-	-
Arber Xhekaj	-	-	-	-	-	-	-
Jesse Ylönen	-	-	-	-	-	-	-

Patineur Skater	PJ GP	vs. Matt Tomkins (#90)			Fusillade/Shootout		
		B G	L S	S%	B G	L S	S%
Josh Anderson	-	-	-	-	-	-	-
Joel Armia	-	-	-	-	-	-	-
Justin Barron	-	-	-	-	-	-	-
Cole Caufield	-	-	-	-	-	-	-
Christian Dvorak	-	-	-	-	-	-	-
Jake Evans	-	-	-	-	-	-	-
Brendan Gallagher	-	-	-	-	-	-	-
Kaiden Guhle	-	-	-	-	-	-	-
Jordan Harris	-	-	-	-	-	-	-
Rafael Harvey-Pinard	-	-	-	-	-	-	-
Johnathan Kovacevic	-	-	-	-	-	-	-
Mike Matheson	-	-	-	-	-	-	-
Sean Monahan	-	-	-	-	-	-	-
Alex Newhook	-	-	-	-	-	-	-
Tanner Pearson	-	-	-	-	-	-	-
Michael Pezetta	-	-	-	-	-	-	-
Juraj Slafkovsky	-	-	-	-	-	-	-
Nick Suzuki	-	-	-	-	-	-	-
Arber Xhekaj	-	-	-	-	-	-	-
Jesse Ylönen	-	-	-	-	-	-	-

Patineur Skater	vs. Andrei Vasilevskiy (#88)				Fusillade/Shootout		
	PJ GP	B G	L S	S%	B G	L S	S%
Josh Anderson	11	3	29	10.3	-	-	-
Joel Armia	9	0	19	0.0	-	-	-
Justin Barron	2	0	3	0.0	-	-	-
Cole Caufield	3	0	4	0.0	-	-	-
Christian Dvorak	9	1	9	11.1	-	-	-
Jake Evans	4	0	9	0.0	-	-	-
Brendan Gallagher	13	1	43	2.3	-	-	-
Kaiden Guhle	2	1	4	25.0	-	-	-
Jordan Harris	2	0	4	0.0	-	-	-
Rafael Harvey-Pinard	1	0	1	0.0	-	-	-
Johnathan Kovacevic	3	0	3	0.0	-	-	-
Mike Matheson	14	1	31	3.2	-	-	-
Sean Monahan	7	5	13	38.5	-	-	-
Alex Newhook	3	0	7	0.0	-	-	-
Tanner Pearson	7	1	10	10.0	-	-	-
Michael Pezzetta	4	0	6	0.0	-	-	-
Juraj Slafkovsky	2	0	1	0.0	-	-	-
Nick Suzuki	8	2	10	20.0	-	-	-
Arber Xhekaj	2	0	4	0.0	-	-	-
Jesse Ylönen	-	-	-	-	-	-	-

Lightning Statistiques en carrière vs gardiens adverses/Career vs. Opposing Goaltenders Stats

Patineur Skater	vs. Jake Allen (#34)				Fusillade/Shootout		
	PJ GP	B G	L S	S%	B G	L S	S%
Alex Barré-Boulet	-	-	-	-	-	-	-
Zach Bogosian	13	0	18	0.0	-	-	-
Erik Cernak	3	0	5	0.0	-	-	-
Anthony Cirelli	4	2	13	15.4	-	-	-
Michael Eyssimont	1	0	5	0.0	-	-	-
Luke Glendening	8	1	8	12.5	-	-	-
Brandon Hagel	4	3	6	50.0	-	-	-
Victor Hedman	9	0	20	0.0	-	-	-
Tanner Jeannot	1	1	1	100.0	-	-	-
Nikita Kucherov	7	5	19	26.3	0	1	0.0
Tyler Motte	11	0	13	0.0	-	-	-
Nicholas Paul	8	2	15	13.3	-	-	-
Nick Perbix	2	0	5	0.0	-	-	-
Brayden Point	7	4	14	28.6	0	1	0.0
Darren Raddysh	-	-	-	-	-	-	-
Mikhail Sergachev	5	0	10	0.0	-	-	-
Conor Sheary	5	2	8	25.0	0	1	0.0
Steven Stamkos	7	1	16	6.3	0	1	0.0
Austin Watson	17	3	20	15.0	-	-	-
Calvin de Haan	7	0	12	0.0	-	-	-

Patineur Skater	vs. Sam Montembeault (#35)				Fusillade/Shootout		
	PJ GP	B G	L S	S%	B G	L S	S%
Alex Barré-Boulet	-	-	-	-	-	-	-
Zach Bogosian	3	0	5	0.0	-	-	-
Erik Cernak	2	0	5	0.0	-	-	-
Anthony Cirelli	2	0	1	0.0	-	-	-
Michael Eyssimont	3	0	3	0.0	-	-	-
Luke Glendening	2	0	2	0.0	-	-	-
Brandon Hagel	3	2	12	16.7	-	-	-
Victor Hedman	3	1	10	10.0	-	-	-
Tanner Jeannot	5	0	7	0.0	-	-	-
Nikita Kucherov	2	0	4	0.0	-	-	-
Tyler Motte	2	0	2	0.0	-	-	-
Nicholas Paul	2	0	2	0.0	-	-	-
Nick Perbix	1	0	2	0.0	-	-	-
Brayden Point	3	3	10	30.0	-	-	-
Darren Raddysh	2	0	3	0.0	-	-	-
Mikhail Sergachev	2	0	5	0.0	-	-	-
Conor Sheary	5	1	7	14.3	-	-	-
Steven Stamkos	3	1	13	7.7	-	-	-
Austin Watson	3	1	7	14.3	-	-	-
Calvin de Haan	2	0	2	0.0	-	-	-

Patineur Skater	vs. Cayden Primeau (#30)				Fusillade/Shootout		
	PJ GP	B G	L S	S%	B G	L S	S%
Alex Barré-Boulet	-	-	-	-	-	-	-
Zach Bogosian	-	-	-	-	-	-	-
Erik Cernak	-	-	-	-	-	-	-
Anthony Cirelli	-	-	-	-	-	-	-
Michael Eyssimont	-	-	-	-	-	-	-
Luke Glendening	-	-	-	-	-	-	-
Brandon Hagel	-	-	-	-	-	-	-
Victor Hedman	-	-	-	-	-	-	-
Tanner Jeannot	-	-	-	-	-	-	-
Nikita Kucherov	-	-	-	-	-	-	-
Tyler Motte	-	-	-	-	-	-	-
Nicholas Paul	2	0	4	0.0	-	-	-
Nick Perbix	-	-	-	-	-	-	-
Brayden Point	-	-	-	-	-	-	-
Darren Raddysh	-	-	-	-	-	-	-
Mikhail Sergachev	-	-	-	-	-	-	-
Conor Sheary	1	0	0	-	-	-	-
Steven Stamkos	-	-	-	-	-	-	-
Austin Watson	-	-	-	-	-	-	-
Calvin de Haan	-	-	-	-	-	-	-



Canadiens de Montréal: Statistiques par match/Player Game By Game Summary

Skaters: Goals-Assists (Game-Winning), Shots / (+/-), TOI

Goalies: Goals Allowed/Shots, Decision, Minutes Played

Date	Adv./Opp.	MATHESON # 8	GALLAGHER # 11	SUZUKI # 14	NEWHOOK # 15	ANDERSON # 17	SLAFKOVSKY # 20	GUHLE # 21
Oct 11	@ TOR	0-1,2/-1 26:39	0-0,0/0 12:34	0-1,3/-1 21:47	2-0,2/1 16:46	0-0,3/-1 17:31	0-1,1/2 15:25	0-0,2/2 19:24
Oct 14	Vs CHI	0-0,4/-1 24:34	0-0,2/1 10:10	0-0,1/-2 18:50	0-0,2/0 14:46	0-1,1/1 13:39	0-0,2/0 14:23	0-1,5/2 17:03
Oct 17	Vs MIN	0-0,3/-1 25:38	0-0,1/-1 14:32	0-0,2/-1 22:02	1-0,2/0 16:26	0-0,1/0 15:13	0-0,1/0 14:20	0-0,0/0 10:19
Oct 21	Vs WSH	0-1,5/1 26:23	1-0,3/0 09:27	0-2,3/1 22:00	0-0,1/-1 15:54	0-0,5/0 18:27	0-0,0/0 13:50	
Oct 23	@ BUF	0-0,1/1 24:06	1-1(W),2/2 11:14	0-0,3/0 19:03	0-1,0/0 14:46	0-0,2/0 15:10	0-0,2/0 14:36	INJ
Oct 24	Vs NJD	1-0,5/0 26:37	0-0,4/-1 14:15	0-0,1/-1 19:58	0-0,3/-2 19:03	0-0,1/-1 18:05	0-0,0/-1 16:28	INJ
Oct 26	Vs CBJ	1-1,2/0 16:08	0-0,0/0 16:08	1-2,5/1 20:31	0-0,1/0 15:07	0-0,2/0 17:44	0-0,2/0 13:48	INJ
Oct 28	Vs WPG	0-1,0/0 16:15	0-0,4/0 14:52	0-1,1/1 22:19	0-0,1/-2 11:51	0-0,0/-2 17:09	0-0,2/-2 12:02	0-2,4/2 25:08
Oct 30	@ VGK	0-0,3/0 22:01	0-0,4/0 15:34	1-0,4/1 22:26	0-0,2/-1 16:45	0-0,5/-1 17:21	0-0,0/-1 14:02	0-0,3/2 26:08
Nov 2	@ ARI	0-0,6/1 22:36	1-1,4/1 16:20	0-0,4/0 22:03	0-1,1/0 18:43	0-0,0/0 15:59	0-0,0/0 14:17	0-0,0/-1 20:25
Nov 4	@ STL	0-1,2/-3 21:23	1-1,4/-3 14:05	1-0,2/-1 18:59	0-1,1/-3 17:22	0-0,1/-1 19:12	1-0,4/-1 18:06	0-0,0/0 18:33

Date	Adv./Opp.	CAUFIELD # 22	KOVACEVIC # 26	LINDSTRÖM # 27	DVORAK # 28	ARMIA # 40	HARVEY-PINARD # 49	BARRON # 52
Oct 11	@ TOR	1-0,1/0 19:11	0-0,0/2 20:03	MIN	INJ	MIN	0-1,0/0 13:39	DND
Oct 14	Vs CHI	1-0,5/0 16:32	0-0,0/3 17:40	MIN	INJ	MIN	0-1,3/0 13:03	DND
Oct 17	Vs MIN	0-1,5/0 18:11	0-0,1/1 19:15	MIN	INJ	MIN	0-0,0/0 13:48	DND
Oct 21	Vs WSH	1-1(W),5/1 21:33	0-0,1/-2 19:16	MIN	INJ	DND	0-0,1/-1 15:10	0-0,0/0 11:31
Oct 23	@ BUF	0-0,1/0 17:34	0-0,0/0 20:24	MIN	INJ	DND	0-0,2/0 15:38	1-0,1/1 15:49
Oct 24	Vs NJD	0-1,2/0 18:33	0-0,2/-2 15:30	0-0,1/0 11:47	INJ	DND	0-0,1/-1 14:03	1-0,3/0 21:22
Oct 26	Vs CBJ	1-2(W),8/1 20:21	0-0,0/0 22:52	0-0,0/0 11:55	INJ	DND	0-0,0/0 13:26	0-0,1/0 20:24
Oct 28	Vs WPG	0-0,5/1 20:24	0-0,1/1 23:11	DND	INJ	1-0,3/1 14:56	0-1,0/1 15:44	1-0,1/2 19:09
Oct 30	@ VGK	0-1,5/1 22:32	0-0,1/0 17:18	DND	INJ	0-0,0/0 11:58	0-1,2/1 15:00	0-0,1/1 21:18
Nov 2	@ ARI	0-0,3/0 18:30	0-0,1/1 19:10	DND	INJ	0-0,1/-1 12:40	0-0,0/0 05:06	0-0,0/0 18:11
Nov 4	@ STL	0-1,7/-1 20:04	0-0,1/-1 17:46	MIN	0-0,1/-1 14:53	0-0,3/0 11:15	INJ	0-0,0/-2 18:42

Date	Adv./Opp.	HARRIS # 54	PEZZETTA # 55	YLÖNEN # 56	SAVARD # 58	PEARSON # 70	EVANS # 71	XHEKAJ # 72
Oct 11	@ TOR	0-0,2/0 18:30	DND	1-0,1/0 11:01	0-0,0/-2 24:40	0-0,0/0 12:10	1-0,1/1 11:22	0-1,0/1 10:21
Oct 14	Vs CHI	0-0,1/-1 18:28	DND	0-0,0/0 14:19	0-0,1/-1 21:46	1-0,1/1 13:10	0-0,2/-1 16:29	0-0,3/0 17:40
Oct 17	Vs MIN	0-0,0/1 22:16	0-0,1/0 05:46	0-0,2/0 11:09	0-1,2/1 18:49	1-0,3/0 13:58	0-0,1/0 11:56	0-0,1/0 16:10
Oct 21	Vs WSH	0-0,0/-1 19:32	0-0,0/0 07:30	0-0,0/-1 11:51	0-0,0/1 19:42	0-1,2/0 12:09	0-0,1/-1 14:09	0-0,0/0 15:44
Oct 23	@ BUF	0-0,0/0 18:33	0-0,2/0 08:56	0-0,1/0 12:50	0-1,1/1 16:54	1-1,6/2 13:24	0-0,0/0 15:29	0-1,2/1 18:48
Oct 24	Vs NJD	0-0,0/-1 17:39	0-1,1/0 06:17	0-0,1/1 12:20	INJ	0-0,1/0 16:44	0-0,0/0 11:13	0-0,1/-1 19:01
Oct 26	Vs CBJ	0-1,0/1 22:49	0-0,0/0 07:38	0-0,1/0 12:26	INJ	0-0,3/0 15:32	0-0,0/0 12:37	0-0,0/0 13:24
Oct 28	Vs WPG	0-0,0/-2 22:28	0-0,2/0 08:02	DND	INJ	0-0,1/0 13:20	0-0,0/1 15:08	0-0,2/-2 16:45
Oct 30	@ VGK	0-0,2/-1 16:57	0-0,0/0 06:31	DND	INJ	0-0,2/1 15:13	0-0,1/0 13:03	0-0,0/0 13:40
Nov 2	@ ARI	0-0,1/-1 16:25	DND	0-0,1/-1 11:28	INJ	0-1,0/1 15:57	0-0,1/-1 12:24	0-0,1/0 14:08
Nov 4	@ STL	0-0,2/0 16:44	0-0,2/0 11:45	DND	INJ	0-0,1/-2 13:38	0-0,1/0 12:35	0-0,0/0 19:33

Date	Adv./Opp.	DACH # 77	MONAHAN # 91	PRIMEAU # 30	ALLEN # 34	MONTEBEAULT # 35
Oct 11	@ TOR	0-2,3/2 21:22	0-0,3/-1 18:51	DND	5/42 O 65:00	DNP
Oct 14	Vs CHI	0-0,0/0 04:40	1-1(W),3/3 18:26	DND	DNP	2/30 W 60:00
Oct 17	Vs MIN	INJ	0-0,2/0 17:49	DND	DNP	5/35 L 58:16
Oct 21	Vs WSH	INJ	1-1,1/1 18:13	DND	2/33 W 60:47	DNP
Oct 23	@ BUF	INJ	0-1,1/2 18:38	DND	1/37 W 60:00	DNP
Oct 24	Vs NJD	INJ	0-0,2/-1 17:16	4/33 L 57:48	DND	DNP
Oct 26	Vs CBJ	INJ	1-0,4/0 21:09	DND	DNP	3/36 W 64:17
Oct 28	Vs WPG	INJ	1-0,2/0 18:51	DND	3/45 W 65:00	DNP
Oct 30	@ VGK	INJ	1-0,4/1 21:49	DND	DNP	2/25 O 65:00
Nov 2	@ ARI	INJ	1-0,6/1 21:08	DNP	3/35 L 57:45	DND
Nov 4	@ STL	INJ	0-1,1/-2 15:40	DNP	DND	5/34 L 59:45



Canadiens de Montréal: Entraîneur-chef et gardiens de but/Head Coach and Player Bios

Entraîneur-chef/Head Coach: Martin St-Louis

A été nommé entraîneur-chef par intérim des Canadiens le 9 février 2022... A joué 1134 matchs dans la NHL, amassant 391 buts et 642 aides, pour un total de 1033 points avec les Flames de Calgary, le Lightning de Tampa Bay, et les Rangers de New York... A gagné le Coupe Stanley avec le Lightning en 2004... A été intronisé au Temple de la renommée le 12 novembre 2018... A dirigé son 1^{er} match en tant qu'entraîneur-chef dans la LNH, le 10 fev. c. WSH...

Was named interim head coach of the Canadiens on February 9, 2022... Played 1134 games in the NHL, scoring 391 goals, and adding 642 assists for a total of 1033 points with the Calgary Flames, Tampa Bay Lightning, and New York Rangers... Won the Stanley Cup with the Lightning in 2004... Was inducted into the Hockey Hall of Fame on Nov. 12, 2018... Coached his 1st game in the NHL on Feb. 10 vs. WSH...

#30: Cayden Primeau (G)

6' 3", 207 lbs. / Aug 11, 1999 (24 years and 88 days)

Repêché/Drafted: 2017 MTL, 7th round, 13th pick (199th overall)
Dern. victoire/Last Win: DEC 16, 2021 vs PHILADELPHIA (13)
Dern. bl./Last SO: -
Career Shootouts: 3/3 (1.000), 1-0

	PJ/GP	V/W	D/L	P/OT	MOY/GAA	%AR/SV%	BL/SO
Saison régulière / Regular Season	1	0	1	0	4.15	.879	0
En carrière en saison régulière / Regular Season Career	22	3	13	2	4.11	.872	0
En carrière en saison régulière vs adversaire / Regular Season Career vs. Opp	-	-	-	-	-	-	-

Sommets 2023-24 / 2023-24 Highs:

Lancers/Shots	Saves
33 Oct 24, 2023 vs NJD	29 Oct 24, 2023 vs NJD

Séquence de victoires/Winning Streak	Séquence de points/Point Streak	Séquence de défaites/Losing Streak	Séquence de blanchissages/Shutout Streak	Séquence sans accorder de buts/Shutout Sequence
-	-	-	-	-

Sommes en carrière en saison régulière / Regular Season Career Highs:

Shots	Saves
46 Jan 22, 2022 @ COL	43 Jan 22, 2022 @ COL

Séquence de victoires/Winning Streak	Séquence de points/Point Streak	Séquence de défaites/Losing Streak	Séquence de blanchissages/Shutout Streak	Séquence sans accorder de buts/Shutout Sequence
-	-	3 Games Jan 30 - Feb 10, 2022	-	76:24 Dec 5-11, 2019

#31: Carey Price (G) (*Blessé/Injured)

6' 3", 217 lbs. / Aug 16, 1987 (36 years and 83 days)

Repêché/Drafted: 2005 MTL, 1st round, 5th pick (5th overall)
Dern. victoire/Last Win: APR 29, 2022 vs FLORIDA
Dern. bl./Last SO: MAR 30, 2021 vs EDMONTON (9)
Career Shootouts: 165/230 (.717), 34-32

	PJ/GP	V/W	D/L	P/OT	MOY/GAA	%AR/SV%	BL/SO
Saison régulière / Regular Season	-	-	-	-	-	-	-
En carrière en saison régulière / Regular Season Career	712	361	261	79	2.51	.917	49
En carrière en saison régulière vs adversaire / Regular Season Career vs. Opp	39	14	19	6	2.64	.912	0

Sommets 2023-24 / 2023-24 Highs:

Lancers/Shots	Saves
-	-

Séquence de victoires/Winning Streak	Séquence de points/Point Streak	Séquence de défaites/Losing Streak	Séquence de blanchissages/Shutout Streak	Séquence sans accorder de buts/Shutout Sequence
-	-	-	-	-

Sommes en carrière en saison régulière / Regular Season Career Highs:

Shots	Saves
55 Nov 14, 2009 @ NSH	53 Nov 14, 2009 @ NSH

Séquence de victoires/Winning Streak	Séquence de points/Point Streak	Séquence de défaites/Losing Streak	Séquence de blanchissages/Shutout Streak	Séquence sans accorder de buts/Shutout Sequence
10 Games Oct 20 - Nov 12, 2016	12 Games Nov 20 - Dec 30, 2008 (8-0-4)	4 Games 9 Times	2 Games 3 Times	166:25 Mar 16-24, 2015

#34: Jake Allen (G)

6' 2", 197 lbs. / Aug 7, 1990 (33 years and 92 days)

Repêché/Drafted: 2008 STL, 2nd round, 4th pick (34th overall)
 Acquis/Acquired: Transaction / Trade (STL- 02/09/2020)
 Dern. victoire/Last Win: OCT 28, 2023 vs WINNIPEG (1)
 Dern. bl./Last SO: FEB 14, 2023 vs CHICAGO (16)
 Career Shootouts: 80/108 (.741), 17-10

	PJ/GP	V/W	D/L	P/OT	MOY/GAA	%AR/SV%	BL/SO
Saison régulière / Regular Season	5	3	1	1	2.72	.927	0
En carrière en saison régulière / Regular Season Career	400	186	151	39	2.70	.909	24
En carrière en saison régulière vs adversaire / Regular Season Career vs. Opp	9	3	6	0	3.11	.895	1

Sommets 2023-24 / 2023-24 Highs:

Lancers/Shots
45
Oct 28, 2023
vs WPG

Saves
42
Oct 28, 2023
vs WPG

Séquence de victoires/Winning Streak

3 Games
Oct 21-28, 2023

Séquence de points/Point Streak

4 Games
Oct 11-28, 2023
(3-0-1)

Séquence de défaites/Losing Streak

-

Séquence de blanchissages/Shutout Streak

-

Séquence sans accorder de buts/Shutout Sequence

-

Sommes en carrière en saison régulière / Regular Season Career Highs:

Shots
51
Mar 26, 2022
vs TOR

Saves
49
Mar 26, 2022
vs TOR

Séquence de victoires/Winning Streak

8 Games
Nov 15 - Dec 6, 2016

Séquence de points/Point Streak

8 Games
Nov 15 - Dec 6, 2016
(8-0-0)

Séquence de défaites/Losing Streak

5 Games
Dec 7, 2021 - Jan 12, 2022

Séquence de blanchissages/Shutout Streak

2 Games
2 Times

Séquence sans accorder de buts/Shutout Sequence

184:38
Oct 23 - Nov 6, 2014

#35: Sam Montembeault (G)

6' 3", 222 lbs. / Oct 30, 1996 (27 years and 8 days)

Repêché/Drafted: 2015 FLA, 3rd round, 16th pick (77th overall)
 Acquis/Acquired: Ballottage / Waivers (FLA - 02/10/21)
 Dern. victoire/Last Win: OCT 26, 2023 vs COLUMBUS (2)
 Dern. bl./Last SO: FEB 23, 2022 vs BUFFALO (58)
 Career Shootouts: 26/40 (.650), 4-6

	PJ/GP	V/W	D/L	P/OT	MOY/GAA	%AR/SV%	BL/SO
Saison régulière / Regular Season	5	2	2	1	3.32	.894	0
En carrière en saison régulière / Regular Season Career	108	35	47	13	3.48	.896	1
En carrière en saison régulière vs adversaire / Regular Season Career vs. Opp	3	1	1	1	3.67	.900	0

Sommets 2023-24 / 2023-24 Highs:

Lancers/Shots
36
Oct 26, 2023
vs CBJ

Saves
33
Oct 26, 2023
vs CBJ

Séquence de victoires/Winning Streak

-

Séquence de points/Point Streak

2 Games
Oct 26-30, 2023
(1-0-1)

Séquence de défaites/Losing Streak

-

Séquence de blanchissages/Shutout Streak

-

Séquence sans accorder de buts/Shutout Sequence

-

Sommes en carrière en saison régulière / Regular Season Career Highs:

Shots
53
Jan 20, 2022
@ VGK

Saves
49
Jan 20, 2022
@ VGK

Séquence de victoires/Winning Streak

4 Games
Mar 8-16, 2019

Séquence de points/Point Streak

4 Games
Oct 17 - Nov 9, 2022
(3-0-1)

Séquence de défaites/Losing Streak

5 Games
Apr 9-24, 2022

Séquence de blanchissages/Shutout Streak

-

Séquence sans accorder de buts/Shutout Sequence

90:00
Jan 14-15, 2023

#6: Chris Wideman (D) (*Blessé/Injured)

5' 10", 180 lbs. / Jan 7, 1990 (33 years and 304 days)

Repêché/Drafted: 2009 OTT, 4th round, 9th pick (100th overall)
 Acquis/Acquired: Joueur autonome / Free agent (28/07/21)
 Dern. but/Last Goal: APR 7, 2022 @ NEW JERSEY (54)
 Dern. aide/Last Assist: MAR 13, 2023 vs COLORADO (10)
 Career Shootouts: 0/1 (0%), 0 GDG

	PJ/GP	B/G	A/A	P/P	+/-	PUN/PIM
Saison régulière / Regular Season	-	-	-	-	-	-
En carrière en saison régulière / Regular Season Career	291	20	58	78	-27	252
En carrière en saison régulière vs adversaire / Regular Season Career vs. Opp	13	0	0	0	-3	11

Sommets 2023-24 / 2023-24 Highs:	Buts/Goals	Aides/Assists	Points/Points	+/-	PUN/PIM	Lancers/Shots	TG/TOI
	-	-	-	-	-	-	-
	Séquence de buts/Goal Streak	Séquence d'aides/Assist Streak	Séquence de points/Point Streak				
	-	-	-				
Sommes en carrière en saison régulière / Regular Season Career Highs:	Buts/Goals	Aides/Assists	Points/Points	+/-	PUN/PIM	Lancers/Shots	TG/TOI
	2 Oct 13, 2018 vs LAK	2 5 Times	3 Apr 7, 2022 @ NJD	+3 Feb 27, 2016 @ CGY	14 Apr 9, 2022 @ TOR	8 Mar 11, 2017 @ COL	25:12 Apr 1, 2017 @ WPG
	Séquence de buts/Goal Streak	Séquence d'aides/Assist Streak	Séquence de points/Point Streak				
	2 Games 3 Times	4 Games (4 Assists) Mar 24-29, 2022	4 Games (1-4-5) Mar 24-29, 2022				

#8: Mike Matheson (D)

6' 2", 196 lbs. / Feb 27, 1994 (29 years and 253 days)

Repêché/Drafted: 2012 FLA, 1st round, 23rd pick (23rd overall)
 Acquis/Acquired: Transaction / Trade (PIT - 16/07/2022)
 Dern. but/Last Goal: OCT 26, 2023 vs COLUMBUS (4)
 Dern. aide/Last Assist: NOV 4, 2023 @ ST. LOUIS
 Career Shootouts: 1/2 (50%), 0 GDG

	PJ/GP	B/G	A/A	P/P	+/-	PUN/PIM
Saison régulière / Regular Season	11	2	5	7	-3	10
En carrière en saison régulière / Regular Season Career	476	59	120	179	-5	261
En carrière en saison régulière vs adversaire / Regular Season Career vs. Opp	20	2	3	5	-3	4

Sommets 2023-24 / 2023-24 Highs:	Buts/Goals	Aides/Assists	Points/Points	+/-	PUN/PIM	Lancers/Shots	TG/TOI
	1 2 Times	1 5 Times	2 Oct 26, 2023 vs CBJ	+1 3 Times	2 5 Times	6 Nov 2, 2023 @ ARI	28:03 Oct 26, 2023 vs CBJ
	Séquence de buts/Goal Streak	Séquence d'aides/Assist Streak	Séquence de points/Point Streak				
	2 Games (2 Goals) Oct 24-26, 2023	2 Games (2 Assists) Oct 26-28, 2023	3 Games (2-2-4) Oct 24-28, 2023				
Sommes en carrière en saison régulière / Regular Season Career Highs:	Buts/Goals	Aides/Assists	Points/Points	+/-	PUN/PIM	Lancers/Shots	TG/TOI
	2 4 Times	3 3 Times	3 6 Times	+4 3 Times	17 Mar 15, 2018 vs BOS	7 2 Times	31:57 Mar 9, 2023 vs NYR
	Séquence de buts/Goal Streak	Séquence d'aides/Assist Streak	Séquence de points/Point Streak				
	2 Games (3 Goals) Jan 20-21, 2022	3 Games (5 Assists) Mar 23-27, 2023	4 Games 2 Times				

#11: Brendan Gallagher (R)

5' 9", 183 lbs. / May 6, 1992 (31 years and 185 days)

Repêché/Drafted: 2010 MTL, 5th round, 27th pick (147th overall)
 Dern. but/Last Goal: NOV 4, 2023 @ ST. LOUIS
 Dern. aide/Last Assist: NOV 4, 2023 @ ST. LOUIS
 Career Shootouts: 2/10 (20%), 2 GDG

Saison régulière / Regular Season	PJ/GP	B/G	A/A	P/P	+/-	PUN/PIM
	11	4	3	7	-1	8
En carrière en saison régulière / Regular Season Career	686	206	196	402	55	450
En carrière en saison régulière vs adversaire / Regular Season Career vs. Opp	30	5	8	13	-1	13

Sommets 2023-24 / 2023-24 Highs:	Buts/Goals	Aides/Assists	Points/Points	+/-	PUN/PIM	Lancers/Shots	TG/TOI
	1 4 Times	1 3 Times	2 3 Times	+2 Oct 23, 2023 @ BUF	4 Oct 26, 2023 vs CBJ	4 5 Times	16:20 Nov 2, 2023 @ ARI
	Séquence de buts/Goal Streak	Séquence d'aides/Assist Streak	Séquence de points/Point Streak				
	2 Games (2 Goals) Nov 2-4, 2023	2 Games (2 Assists) Nov 2-4, 2023	2 Games (2-2-4) Nov 2-4, 2023				
Sommets en carrière en saison régulière / Regular Season Career Highs:	Buts/Goals	Aides/Assists	Points/Points	+/-	PUN/PIM	Lancers/Shots	TG/TOI
	3 Feb 21, 2019 vs PHI	3 Mar 30, 2017 vs FLA	4 Mar 30, 2017 vs FLA	+4 3 Times	17 Dec 29, 2022 @ FLA	9 4 Times	21:58 Dec 28, 2019 @ TBL
	Séquence de buts/Goal Streak	Séquence d'aides/Assist Streak	Séquence de points/Point Streak				
	4 Games (4 Goals) Dec 3-10, 2019	3 Games (4 Assists) Apr 5-9, 2022	7 Games (4-5-9) Nov 5-20, 2015				

#14: Nick Suzuki (C)

5' 11", 212 lbs. / Aug 10, 1999 (24 years and 89 days)

Repêché/Drafted: 2017 VGK, 1st round, 13th pick (13th overall)
 Acquis/Acquired: Transaction / Trade (VGK - 10/09/2018)
 Dern. but/Last Goal: NOV 4, 2023 @ ST. LOUIS
 Dern. aide/Last Assist: OCT 28, 2023 vs WINNIPEG (3)
 Career Shootouts: 9/17 (53%), 4 GDG

Saison régulière / Regular Season	PJ/GP	B/G	A/A	P/P	+/-	PUN/PIM
	11	3	6	9	-2	4
En carrière en saison régulière / Regular Season Career	302	78	140	218	-64	99
En carrière en saison régulière vs adversaire / Regular Season Career vs. Opp	11	2	7	9	-2	4

Sommets 2023-24 / 2023-24 Highs:	Buts/Goals	Aides/Assists	Points/Points	+/-	PUN/PIM	Lancers/Shots	TG/TOI
	1 3 Times	2 2 Times	3 Oct 26, 2023 vs CBJ	+1 4 Times	2 2 Times	5 Oct 26, 2023 vs CBJ	22:26 Oct 30, 2023 @ VGK
	Séquence de buts/Goal Streak	Séquence d'aides/Assist Streak	Séquence de points/Point Streak				
	-	2 Games (3 Assists) Oct 26-28, 2023	3 Games (2-3-5) Oct 26-30, 2023				
Sommets en carrière en saison régulière / Regular Season Career Highs:	Buts/Goals	Aides/Assists	Points/Points	+/-	PUN/PIM	Lancers/Shots	TG/TOI
	2 5 Times	3 3 Times	4 Mar 25, 2023 vs CBJ	+4 Apr 29, 2022 vs FLA	15 Mar 16, 2023 @ FLA	8 2 Times	25:53 Dec 12, 2022 vs CGY
	Séquence de buts/Goal Streak	Séquence d'aides/Assist Streak	Séquence de points/Point Streak				
	4 Games (5 Goals) Oct 29 - Nov 5, 2022	4 Games (8 Assists) Mar 18-25, 2023	7 Games (4-7-11) Apr 24 - May 5, 2021				

#15: Alex Newhook (C)

5' 11", 199 lbs. / Jan 28, 2001 (22 years and 283 days)

Repêché/Drafted: 2019 COL, 1st round, 16th pick (16th overall)
 Acquis/Acquired: Transaction / Trade (COL - 27/06/2023)
 Dern. but/Last Goal: OCT 17, 2023 vs MINNESOTA (8)
 Dern. aide/Last Assist: NOV 4, 2023 @ ST. LOUIS
 Career Shootouts: 0/1 (0%), 0 GDG

	PJ/GP	B/G	A/A	P/P	+/-	PUN/PIM
Saison régulière / Regular Season	11	3	3	6	-8	4
En carrière en saison régulière / Regular Season Career	170	30	42	72	8	40
En carrière en saison régulière vs adversaire / Regular Season Career vs. Opp	3	0	0	0	-3	2

Sommets 2023-24 / 2023-24 Highs:

Buts/Goals	Aides/Assists	Points/Points	+/-	PUN/PIM	Lancers/Shots	TG/TOI
2 Oct 11, 2023 @ TOR	1 3 Times	2 Oct 11, 2023 @ TOR	+1 Oct 11, 2023 @ TOR	2 2 Times	3 Oct 24, 2023 vs NJD	19:03 Oct 24, 2023 vs NJD

Séquence de buts/Goal Streak	Séquence d'aides/Assist Streak	Séquence de points/Point Streak
-	2 Games (2 Assists) Nov 2-4, 2023	2 Games (0-2-2) Nov 2-4, 2023

Sommes en carrière en saison régulière / Regular Season Career Highs:

Buts/Goals	Aides/Assists	Points/Points	+/-	PUN/PIM	Lancers/Shots	TG/TOI
2 3 Times	2 5 Times	3 Jan 14, 2023 vs OTT	+3 Jan 14, 2023 vs OTT	4 Oct 21, 2022 vs SEA	5 Nov 23, 2022 vs VAN	23:04 Dec 5, 2022 @ PHI

Séquence de buts/Goal Streak	Séquence d'aides/Assist Streak	Séquence de points/Point Streak
3 Games (3 Goals) Dec 4-8, 2021	3 Games (4 Assists) Apr 2-8, 2022	4 Games 2 Times

#17: Josh Anderson (R)

6' 3", 224 lbs. / May 7, 1994 (29 years and 184 days)

Repêché/Drafted: 2012 CBJ, 4th round, 4th pick (95th overall)
 Acquis/Acquired: Transaction / Trade (CBJ - 06/10/2020)
 Dern. but/Last Goal: MAR 14, 2023 @ PITTSBURGH (14)
 Dern. aide/Last Assist: OCT 14, 2023 vs CHICAGO (9)
 Career Shootouts: 1/2 (50%), 1 GDG

	PJ/GP	B/G	A/A	P/P	+/-	PUN/PIM
Saison régulière / Regular Season	11	0	1	1	-5	22
En carrière en saison régulière / Regular Season Career	468	122	82	204	-21	409
En carrière en saison régulière vs adversaire / Regular Season Career vs. Opp	14	5	3	8	-1	15

Sommets 2023-24 / 2023-24 Highs:

Buts/Goals	Aides/Assists	Points/Points	+/-	PUN/PIM	Lancers/Shots	TG/TOI
-	1 Oct 14, 2023 vs CHI	1 Oct 14, 2023 vs CHI	+1 Oct 14, 2023 vs CHI	16 Oct 17, 2023 vs MIN	5 2 Times	19:12 Nov 4, 2023 @ STL

Séquence de buts/Goal Streak	Séquence d'aides/Assist Streak	Séquence de points/Point Streak
-	-	-

Sommes en carrière en saison régulière / Regular Season Career Highs:

Buts/Goals	Aides/Assists	Points/Points	+/-	PUN/PIM	Lancers/Shots	TG/TOI
3 Mar 1, 2022 @ WPG	3 Mar 12, 2019 vs BOS	4 Mar 12, 2019 vs BOS	+4 4 Times	17 Feb 14, 2023 vs CHI	8 Feb 14, 2018 @ TOR	22:48 Jan 8, 2018 @ TOR

Séquence de buts/Goal Streak	Séquence d'aides/Assist Streak	Séquence de points/Point Streak
4 Games (5 Goals) Feb 2-10, 2021	2 Games 2 Times	5 Games (3-4-7) Nov 22 - Dec 1, 2017

#20: Juraj Slafkovsky (L)

6' 3", 230 lbs. / Mar 30, 2004 (19 years and 222 days)

Repêché/Drafted: 2022 MTL, 1st round, 1st pick (1st overall)
 Dern. but/Last Goal: NOV 4, 2023 @ ST. LOUIS
 Dern. aide/Last Assist: OCT 11, 2023 @ TORONTO (10)
 Career Shootouts: 0/0 (0%), 0 GDG

	PJ/GP	B/G	A/A	P/P	+/-	PUN/PIM
Saison régulière / Regular Season	11	1	1	2	-3	6
En carrière en saison régulière / Regular Season Career	50	5	7	12	-16	39
En carrière en saison régulière vs adversaire / Regular Season Career vs. Opp	2	0	0	0	-1	2

Sommets 2023-24 / 2023-24 Highs:

Buts/Goals	Aides/Assists	Points/Points	+/-	PUN/PIM	Lancers/Shots	TG/TOI
1 Nov 4, 2023 @ STL	1 Oct 11, 2023 @ TOR	1 2 Times	+2 Oct 11, 2023 @ TOR	4 Oct 17, 2023 vs MIN	4 Nov 4, 2023 @ STL	18:06 Nov 4, 2023 @ STL

Séquence de buts/Goal Streak	Séquence d'aides/Assist Streak	Séquence de points/Point Streak
-	-	-

Sommes en carrière en saison régulière / Regular Season Career Highs:

Buts/Goals	Aides/Assists	Points/Points	+/-	PUN/PIM	Lancers/Shots	TG/TOI
1 5 Times	1 7 Times	1 12 Times	+2 Oct 11, 2023 @ TOR	15 Nov 8, 2022 @ DET	4 2 Times	18:06 Nov 4, 2023 @ STL

Séquence de buts/Goal Streak	Séquence d'aides/Assist Streak	Séquence de points/Point Streak
2 Games (2 Goals) Oct 20-29, 2022	2 Games (2 Assists) Dec 12-14, 2022	2 Games 3 Times

#21: Kaiden Guhle (D)

6' 3", 201 lbs. / Jan 18, 2002 (21 years and 293 days)

Repêché/Drafted: 2020 MTL, 1st round, 16th pick (16th overall)
 Dern. but/Last Goal: MAR 9, 2023 vs NY RANGERS (11)
 Dern. aide/Last Assist: OCT 28, 2023 vs WINNIPEG (3)
 Career Shootouts: 0/0 (0%), 0 GDG

	PJ/GP	B/G	A/A	P/P	+/-	PUN/PIM
Saison régulière / Regular Season	7	0	3	3	7	6
En carrière en saison régulière / Regular Season Career	51	4	17	21	-12	33
En carrière en saison régulière vs adversaire / Regular Season Career vs. Opp	2	1	1	2	-1	0

Sommets 2023-24 / 2023-24 Highs:	Buts/Goals	Aides/Assists	Points/Points	+/-	PUN/PIM	Lancers/Shots	TG/TOI
	-	2 Oct 28, 2023 vs WPG	2 Oct 28, 2023 vs WPG	+2 4 Times	2 3 Times	5 Oct 14, 2023 vs CHI	26:08 Oct 30, 2023 @ VGK
	Séquence de but/Goal Streak	Séquence d'aides/Assist Streak	Séquence de points/Point Streak				
	-	-	-				
Sommets en carrière en saison régulière / Regular Season Career Highs:	Buts/Goals	Aides/Assists	Points/Points	+/-	PUN/PIM	Lancers/Shots	TG/TOI
	1 4 Times	2 4 Times	2 5 Times	+2 6 Times	5 Oct 15, 2022 @ WSH	5 Oct 14, 2023 vs CHI	26:08 Oct 30, 2023 @ VGK
	Séquence de but/Goal Streak	Séquence d'aides/Assist Streak	Séquence de points/Point Streak				
	-	2 Games (2 Assists) Dec 17-19, 2022	2 Games (0-2-2) Dec 17-19, 2022				

#22: Cole Caufield (R)

5' 8", 175 lbs. / Jan 2, 2001 (22 years and 309 days)

Repêché/Drafted: 2019 MTL, 1st round, 15th pick (15th overall)
 Dern. but/Last Goal: OCT 26, 2023 vs COLUMBUS (4)
 Dern. aide/Last Assist: NOV 4, 2023 @ ST. LOUIS
 Career Shootouts: 4/11 (36%), 0 GDG

	PJ/GP	B/G	A/A	P/P	+/-	PUN/PIM
Saison régulière / Regular Season	11	4	7	11	3	4
En carrière en saison régulière / Regular Season Career	134	57	38	95	-32	18
En carrière en saison régulière vs adversaire / Regular Season Career vs. Opp	5	1	1	2	-1	0

Sommets 2023-24 / 2023-24 Highs:	Buts/Goals	Aides/Assists	Points/Points	+/-	PUN/PIM	Lancers/Shots	TG/TOI
	1 4 Times	2 Oct 26, 2023 vs CBJ	3 Oct 26, 2023 vs CBJ	+1 4 Times	2 2 Times	8 Oct 26, 2023 vs CBJ	22:32 Oct 30, 2023 @ VGK
	Séquence de but/Goal Streak	Séquence d'aides/Assist Streak	Séquence de points/Point Streak				
	2 Games (2 Goals) Oct 11-14, 2023	2 Games (3 Assists) Oct 24-26, 2023	4 Games (3-2-5) Oct 11-21, 2023				
Sommets en carrière en saison régulière / Regular Season Career Highs:	Buts/Goals	Aides/Assists	Points/Points	+/-	PUN/PIM	Lancers/Shots	TG/TOI
	3 Apr 29, 2022 vs FLA	2 4 Times	3 5 Times	+4 Apr 29, 2022 vs FLA	2 9 Times	9 Apr 29, 2022 vs FLA	23:44 Mar 12, 2022 vs SEA
	Séquence de but/Goal Streak	Séquence d'aides/Assist Streak	Séquence de points/Point Streak				
	4 Games (5 Goals) Mar 13-19, 2022	4 Games (4 Assists) Mar 1-9, 2022	4 Games (4-4-8) Feb 17-23, 2022				

#26: Johnathan Kovacevic (D)

6' 5", 223 lbs. / Jul 12, 1997 (26 years and 118 days)

Repêché/Drafted: 2017 WPG, 3rd round, 12th pick (74th overall)
 Acquis/Acquired: Ballottage / Waivers (08/10/2022)
 Dern. but/Last Goal: APR 8, 2023 @ TORONTO (13)
 Dern. aide/Last Assist: MAR 25, 2023 vs COLUMBUS (20)
 Career Shootouts: 0/1 (0%), 0 GDG

	PJ/GP	B/G	A/A	P/P	+/-	PUN/PIM
Saison régulière / Regular Season	11	0	0	0	3	2
En carrière en saison régulière / Regular Season Career	92	3	12	15	7	43
En carrière en saison régulière vs adversaire / Regular Season Career vs. Opp	4	0	0	0	-2	2

Sommets 2023-24 / 2023-24 Highs:	Buts/Goals	Aides/Assists	Points/Points	+/-	PUN/PIM	Lancers/Shots	TG/TOI
	-	-	-	+3	2	2	23:11
				Oct 14, 2023 vs CHI	Oct 24, 2023 vs NJD	Oct 24, 2023 vs NJD	Oct 28, 2023 vs WPG

Séquence de buts/Goal Streak -
 Séquence d'aides/Assist Streak -
 Séquence de points/Point Streak -

Sommes en carrière en saison régulière / Regular Season Career Highs:	Buts/Goals	Aides/Assists	Points/Points	+/-	PUN/PIM	Lancers/Shots	TG/TOI
	1 3 Times	2 Mar 25, 2023 vs CBJ	2 Mar 25, 2023 vs CBJ	+4 Feb 12, 2023 vs EDM	10 Mar 16, 2023 @ FLA	6 Apr 6, 2023 vs WSH	25:36 Apr 13, 2023 vs BOS

Séquence de buts/Goal Streak -
 Séquence d'aides/Assist Streak 2 Games 2 Times
 Séquence de points/Point Streak 3 Games (1-2-3) Feb 21-25, 2023

#28: Christian Dvorak (C)

6' 1", 192 lbs. / Feb 2, 1996 (27 years and 278 days)

Repêché/Drafted: 2014 ARI, 2nd round, 28th pick (58th overall)
 Acquis/Acquired: Transaction / Trade (ARI - 04/09/2021)
 Dern. but/Last Goal: FEB 28, 2023 @ SAN JOSE (5)
 Dern. aide/Last Assist: MAR 3, 2023 @ ANAHEIM (3)
 Career Shootouts: 6/12 (50%), 3 GDG

	PJ/GP	B/G	A/A	P/P	+/-	PUN/PIM
Saison régulière / Regular Season	1	0	0	0	-1	0
En carrière en saison régulière / Regular Season Career	423	88	119	207	-51	100
En carrière en saison régulière vs adversaire / Regular Season Career vs. Opp	11	1	2	3	0	0

Sommets 2023-24 / 2023-24 Highs:	Buts/Goals	Aides/Assists	Points/Points	+/-	PUN/PIM	Lancers/Shots	TG/TOI
	-	-	-	-1	-	1	14:53
				Nov 4, 2023 @ STL		Nov 4, 2023 @ STL	Nov 4, 2023 @ STL

Séquence de buts/Goal Streak -
 Séquence d'aides/Assist Streak -
 Séquence de points/Point Streak -

Sommes en carrière en saison régulière / Regular Season Career Highs:	Buts/Goals	Aides/Assists	Points/Points	+/-	PUN/PIM	Lancers/Shots	TG/TOI
	3 Oct 29, 2022 @ STL	2 9 Times	3 4 Times	+4 Nov 27, 2021 @ PIT	12 Nov 20, 2021 vs NSH	7 3 Times	24:03 Feb 8, 2021 @ STL

Séquence de buts/Goal Streak 3 Games (5 Goals) Jan 28 - Feb 4, 2021
 Séquence d'aides/Assist Streak 5 Games (6 Assists) Apr 21-29, 2022
 Séquence de points/Point Streak 5 Games (1-6-7) Apr 21-29, 2022

#40: Joel Armia (R)

6' 3", 216 lbs. / May 31, 1993 (30 years and 160 days)

Repêché/Drafted: 2011 BUF, 1st round, 16th pick (16th overall)
 Acquis/Acquired: Transaction/ Trade (WPG - 30/06/2018)
 Dern. but/Last Goal: OCT 28, 2023 vs WINNIPEG (3)
 Dern. aide/Last Assist: FEB 16, 2023 @ CAROLINA (12)
 Career Shootouts: 1/5 (20%), 1 GDG

	PJ/GP	B/G	A/A	P/P	+/-	PUN/PIM
Saison régulière / Regular Season	4	1	0	1	0	2
En carrière en saison régulière / Regular Season Career	443	76	78	154	-13	144
En carrière en saison régulière vs adversaire / Regular Season Career vs. Opp	13	1	1	2	-4	2

Sommets 2023-24 / 2023-24 Highs:	Buts/Goals	Aides/Assists	Points/Points	+/-	PUN/PIM	Lancers/Shots	TG/TOI
	1 Oct 28, 2023 vs WPG	-	1 Oct 28, 2023 vs WPG	+1 Oct 28, 2023 vs WPG	2 Nov 2, 2023 @ ARI	3 2 Times	14:56 Oct 28, 2023 vs WPG
	Séquence de but/Goal Streak	Séquence d'aides/Assist Streak	Séquence de points/Point Streak				
	-	-	-				
Sommes en carrière en saison régulière / Regular Season Career Highs:	Buts/Goals	Aides/Assists	Points/Points	+/-	PUN/PIM	Lancers/Shots	TG/TOI
	3 2 Times	2 5 Times	4 Jan 21, 2021 @ VAN	+3 4 Times	4 7 Times	9 Nov 30, 2019 vs PHI	22:03 Nov 30, 2019 vs PHI
	Séquence de but/Goal Streak	Séquence d'aides/Assist Streak	Séquence de points/Point Streak				
	3 Games (3 Goals) Oct 17-26, 2019	4 Games (4 Assists) Jan 15 - Feb 16, 2023	4 Games 2 Times				

#49: Rafael Harvey-Pinard (L)

5' 9", 184 lbs. / Jan 6, 1999 (24 years and 305 days)

Repêché/Drafted: 2019 MTL, 7th round, 15th pick (201st overall)
 Dern. but/Last Goal: MAR 30, 2023 vs FLORIDA (12)
 Dern. aide/Last Assist: OCT 30, 2023 @ VEGAS (1)
 Career Shootouts: 0/1 (0%), 0 GDG

	PJ/GP	B/G	A/A	P/P	+/-	PUN/PIM
Saison régulière / Regular Season	10	0	4	4	0	2
En carrière en saison régulière / Regular Season Career	48	15	10	25	5	12
En carrière en saison régulière vs adversaire / Regular Season Career vs. Opp	3	1	0	1	2	0

Sommets 2023-24 / 2023-24 Highs:	Buts/Goals	Aides/Assists	Points/Points	+/-	PUN/PIM	Lancers/Shots	TG/TOI
	-	1 4 Times	1 4 Times	+1 2 Times	2 Oct 21, 2023 vs WSH	3 Oct 14, 2023 vs CHI	15:44 Oct 28, 2023 vs WPG
	Séquence de but/Goal Streak	Séquence d'aides/Assist Streak	Séquence de points/Point Streak				
	-	2 Games (2 Assists) Oct 28-30, 2023	2 Games (0-2-2) Oct 28-30, 2023				
Sommes en carrière en saison régulière / Regular Season Career Highs:	Buts/Goals	Aides/Assists	Points/Points	+/-	PUN/PIM	Lancers/Shots	TG/TOI
	3 Mar 25, 2023 vs CBJ	1 10 Times	3 2 Times	+3 2 Times	2 6 Times	5 3 Times	23:54 Mar 9, 2023 vs NYR
	Séquence de but/Goal Streak	Séquence d'aides/Assist Streak	Séquence de points/Point Streak				
	2 Games (2 Goals) Mar 28-30, 2023	2 Games 3 Times	3 Games (3-1-4) Jan 31 - Feb 12, 2023				

#52: Justin Barron (D) **6' 2", 202 lbs. / Nov 15, 2001 (21 years and 357 days)**

Repêché/Drafted: 2020 COL, 1st round, 25th pick (25th overall)		PJ/GP	B/G	A/A	P/P	+/-	PUN/PIM
Acquis/Acquired: Transaction / Trade (COL - 21/03/2022)	Saison régulière / Regular Season	8	3	0	3	2	10
Dern. but/Last Goal: OCT 28, 2023 vs WINNIPEG (3)	En carrière en saison régulière / Regular Season Career	54	8	12	20	-3	30
Dern. aide/Last Assist: MAR 21, 2023 vs TAMPA BAY (19)	En carrière en saison régulière vs adversaire / Regular Season Career vs. Opp	4	0	2	2	0	0
Career Shootouts: 0/0 (0%), 0 GDG							

Sommets 2023-24 / 2023-24 Highs:	Buts/Goals 1 3 Times	Aides/Assists -	Points/Points 1 3 Times	+/- +2 Oct 28, 2023 vs WPG	PUN/PIM 2 5 Times	Lancers/Shots 3 Oct 24, 2023 vs NJD	TG/TOI 21:22 Oct 24, 2023 vs NJD
---	-----------------------------------	---------------------------	--------------------------------------	---	--------------------------------	--	---

Séquence de buts/Goal Streak 2 Games (2 Goals) Oct 23-24, 2023	Séquence d'aides/Assist Streak -	Séquence de points/Point Streak 2 Games (2-0-2) Oct 23-24, 2023
---	--	--

Sommes en carrière en saison régulière / Regular Season Career Highs:	Buts/Goals 1 8 Times	Aides/Assists 2 2 Times	Points/Points 2 2 Times	+/- +2 6 Times	PUN/PIM 4 Mar 23, 2023 @ BOS	Lancers/Shots 5 Apr 5, 2022 vs OTT	TG/TOI 25:49 Apr 13, 2023 vs BOS
--	-----------------------------------	--------------------------------------	--------------------------------------	-----------------------------	---	---	---

Séquence de buts/Goal Streak 2 Games (2 Goals) Oct 23-24, 2023	Séquence d'aides/Assist Streak 4 Games (5 Assists) Mar 14-21, 2023	Séquence de points/Point Streak 4 Games (0-5-5) Mar 14-21, 2023
---	---	--

#54: Jordan Harris (D) **5' 11", 189 lbs. / Jul 7, 2000 (23 years and 123 days)**

Repêché/Drafted: 2018 MTL, 3rd round, 9th pick (71st overall)		PJ/GP	B/G	A/A	P/P	+/-	PUN/PIM
Dern. but/Last Goal: MAR 27, 2023 @ BUFFALO (14)	Saison régulière / Regular Season	11	0	1	1	-5	6
Dern. aide/Last Assist: OCT 26, 2023 vs COLUMBUS (4)	En carrière en saison régulière / Regular Season Career	86	5	14	19	-5	40
Career Shootouts: 0/0 (0%), 0 GDG	En carrière en saison régulière vs adversaire / Regular Season Career vs. Opp	3	0	0	0	-2	2

Sommets 2023-24 / 2023-24 Highs:	Buts/Goals -	Aides/Assists 1 Oct 26, 2023 vs CBJ	Points/Points 1 Oct 26, 2023 vs CBJ	+/- +1 2 Times	PUN/PIM 2 3 Times	Lancers/Shots 2 3 Times	TG/TOI 22:49 Oct 26, 2023 vs CBJ
---	------------------------	--	--	-----------------------------	--------------------------------	--------------------------------------	---

Séquence de buts/Goal Streak -	Séquence d'aides/Assist Streak -	Séquence de points/Point Streak -
--	--	---

Sommes en carrière en saison régulière / Regular Season Career Highs:	Buts/Goals 2 Feb 12, 2023 vs EDM	Aides/Assists 2 2 Times	Points/Points 2 3 Times	+/- +4 Feb 12, 2023 vs EDM	PUN/PIM 4 Dec 1, 2022 @ CGY	Lancers/Shots 4 4 Times	TG/TOI 25:39 Oct 25, 2022 vs MIN
--	---	--------------------------------------	--------------------------------------	---	--	--------------------------------------	---

Séquence de buts/Goal Streak -	Séquence d'aides/Assist Streak 2 Games (2 Assists) Dec 10-12, 2022	Séquence de points/Point Streak 2 Games (2-1-3) Feb 12-14, 2023
--	---	--

#55: Michael Pezzetta (L) **6' 1", 217 lbs. / Mar 13, 1998 (25 years and 239 days)**

Repêché/Drafted: 2016 MTL, 6th round, 9th pick (160th overall)		PJ/GP	B/G	A/A	P/P	+/-	PUN/PIM
Dern. but/Last Goal: APR 13, 2023 vs BOSTON (8)	Saison régulière / Regular Season	8	0	1	1	0	10
Dern. aide/Last Assist: OCT 24, 2023 vs NEW JERSEY (4)	En carrière en saison régulière / Regular Season Career	122	12	15	27	-11	168
Career Shootouts: 1/2 (50%), 1 GDG	En carrière en saison régulière vs adversaire / Regular Season Career vs. Opp	6	0	1	1	-2	13

Sommets 2023-24 / 2023-24 Highs:	Buts/Goals -	Aides/Assists 1 Oct 24, 2023 vs NJD	Points/Points 1 Oct 24, 2023 vs NJD	+/- 0 8 Times	PUN/PIM 10 Oct 17, 2023 vs MIN	Lancers/Shots 2 3 Times	TG/TOI 11:45 Nov 4, 2023 @ STL
---	------------------------	--	--	----------------------------	---	--------------------------------------	---

Séquence de buts/Goal Streak -	Séquence d'aides/Assist Streak -	Séquence de points/Point Streak -
--	--	---

Sommes en carrière en saison régulière / Regular Season Career Highs:	Buts/Goals 1 12 Times	Aides/Assists 1 15 Times	Points/Points 2 4 Times	+/- +2 2 Times	PUN/PIM 17 Jan 29, 2022 vs EDM	Lancers/Shots 3 10 Times	TG/TOI 16:20 Apr 1, 2023 vs CAR
--	------------------------------------	---------------------------------------	--------------------------------------	-----------------------------	---	---------------------------------------	--

Séquence de buts/Goal Streak 2 Games (2 Goals) Jan 18-20, 2022	Séquence d'aides/Assist Streak 3 Games (3 Assists) Apr 24-29, 2022	Séquence de points/Point Streak 3 Games (0-3-3) Apr 24-29, 2022
---	---	--

#56: Jesse Ylönen (R)

6' 1", 200 lbs. / Oct 3, 1999 (24 years and 35 days)

Repêché/Drafted: 2018 MTL, 2nd round, 4th pick (35th overall)
 Dern. but/Last Goal: OCT 11, 2023 @ TORONTO (7)
 Dern. aide/Last Assist: MAR 28, 2023 @ PHILADELPHIA (13)
 Career Shootouts: 1/1 (100%), 0 GDG

	PJ/GP	B/G	A/A	P/P	+/-	PUN/PIM
Saison régulière / Regular Season	8	1	0	1	-1	2
En carrière en saison régulière / Regular Season Career	60	9	13	22	-10	4
En carrière en saison régulière vs adversaire / Regular Season Career vs. Opp	3	2	0	2	0	0

Sommets 2023-24 / 2023-24 Highs:

Buts/Goals	Aides/Assists	Points/Points	+/-	PUN/PIM	Lancers/Shots	TG/TOI
1	-	1	+1	2	2	14:19
Oct 11, 2023 @ TOR		Oct 11, 2023 @ TOR	Oct 24, 2023 vs NJD	Oct 14, 2023 vs CHI	Oct 17, 2023 vs MIN	Oct 14, 2023 vs CHI

Séquence de but/Goal Streak - Séquence d'aides/Assist Streak - Séquence de points/Point Streak -

Sommes en carrière en saison régulière / Regular Season Career Highs:

Buts/Goals	Aides/Assists	Points/Points	+/-	PUN/PIM	Lancers/Shots	TG/TOI
1	1	2	+2	2	4	17:55
9 Times	13 Times	2 Times	2 Times	2 Times	3 Times	Mar 11, 2023 vs NJD

Séquence de but/Goal Streak 2 Games (2 Goals) Mar 18-25, 2023
 Séquence d'aides/Assist Streak 3 Games (3 Assists) Mar 25-28, 2023
 Séquence de points/Point Streak 4 Games (2-3-5) Mar 18-28, 2023

#58: David Savard (D) (*Blessé/Injured)

6' 1", 238 lbs. / Oct 22, 1990 (33 years and 16 days)

Repêché/Drafted: 2009 CBJ, 4th round, 3rd pick (94th overall)
 Acquis/Acquired: Joueur autonome / Free agent (28/07/21)
 Dern. but/Last Goal: FEB 24, 2023 @ PHILADELPHIA (22)
 Dern. aide/Last Assist: OCT 23, 2023 @ BUFFALO
 Career Shootouts: 0/0 (0%), 0 GDG

	PJ/GP	B/G	A/A	P/P	+/-	PUN/PIM
Saison régulière / Regular Season	5	0	2	2	0	2
En carrière en saison régulière / Regular Season Career	740	47	158	205	-20	409
En carrière en saison régulière vs adversaire / Regular Season Career vs. Opp	27	4	6	10	-2	12

Sommets 2023-24 / 2023-24 Highs:

Buts/Goals	Aides/Assists	Points/Points	+/-	PUN/PIM	Lancers/Shots	TG/TOI
-	1	1	+1	2	2	24:40
	2 Times	2 Times	3 Times	Oct 14, 2023 vs CHI	Oct 17, 2023 vs MIN	Oct 11, 2023 @ TOR

Séquence de but/Goal Streak - Séquence d'aides/Assist Streak - Séquence de points/Point Streak -

Sommes en carrière en saison régulière / Regular Season Career Highs:

Buts/Goals	Aides/Assists	Points/Points	+/-	PUN/PIM	Lancers/Shots	TG/TOI
2	2	3	+5	19	7	30:48
Mar 4, 2016 vs EDM	12 Times	Feb 25, 2017 vs NYI	2 Times	Dec 16, 2019 vs WSH	4 Times	Nov 20, 2015 vs NSH

Séquence de but/Goal Streak 2 Games (2 Goals) Mar 28 - Apr 4, 2015
 Séquence d'aides/Assist Streak 4 Games (4 Assists) Mar 28 - Apr 4, 2015
 Séquence de points/Point Streak 4 Games (0-4-4) Mar 28 - Apr 4, 2015

#70: Tanner Pearson (L) 6' 1", 207 lbs. / Aug 10, 1992 (31 years and 89 days)

Repêché/Drafted: 2012 LAK, 1st round, 30th pick (30th overall)		PJ/GP	B/G	A/A	P/P	+/-	PUN/PIM
Acquis/Acquired: Transaction / Trade (VAN - 19/09/2023)	Saison régulière / Regular Season	11	3	3	6	3	9
Dern. but/Last Goal: OCT 23, 2023 @ BUFFALO (6)	En carrière en saison régulière / Regular Season Career	601	136	142	278	12	218
Dern. aide/Last Assist: NOV 2, 2023 @ ARIZONA (1)	En carrière en saison régulière vs adversaire / Regular Season Career vs. Opp	13	1	2	3	-2	0
Career Shootouts: 3/17 (18%), 3 GDG							

Sommets 2023-24 / 2023-24 Highs:	Buts/Goals 1 3 Times	Aides/Assists 1 3 Times	Points/Points 2 Oct 23, 2023 @ BUF	+/- +2 Oct 23, 2023 @ BUF	PUN/PIM 5 Oct 28, 2023 vs WPG	Lancers/Shots 6 Oct 23, 2023 @ BUF	TG/TOI 16:44 Oct 24, 2023 vs NJD
	Séquence de buts/Goal Streak 2 Games (2 Goals) Oct 14-17, 2023	Séquence d'aides/Assist Streak 2 Games (2 Assists) Oct 21-23, 2023	Séquence de points/Point Streak 4 Games (3-2-5) Oct 14-23, 2023				
Sommes en carrière en saison régulière / Regular Season Career Highs:	Buts/Goals 2 14 Times	Aides/Assists 3 2 Times	Points/Points 4 Nov 30, 2019 @ EDM	+/- +3 10 Times	PUN/PIM 10 Jan 23, 2021 vs MTL	Lancers/Shots 11 Oct 2, 2019 @ EDM	TG/TOI 22:33 Mar 8, 2021 vs MTL
	Séquence de buts/Goal Streak 3 Games (4 Goals) Feb 9-18, 2017	Séquence d'aides/Assist Streak 3 Games (5 Assists) Nov 2-7, 2017	Séquence de points/Point Streak 5 Games (4-2-6) Feb 19-28, 2022				

#71: Jake Evans (C) 6' 1", 187 lbs. / Jun 2, 1996 (27 years and 158 days)

Repêché/Drafted: 2014 MTL, 7th round, 27th pick (207th overall)		PJ/GP	B/G	A/A	P/P	+/-	PUN/PIM
Dern. but/Last Goal: OCT 11, 2023 @ TORONTO (10)	Saison régulière / Regular Season	11	1	0	1	-1	4
Dern. aide/Last Assist: APR 13, 2023 vs BOSTON (11)	En carrière en saison régulière / Regular Season Career	197	21	44	65	-8	83
Career Shootouts: 0/0 (0%), 0 GDG	En carrière en saison régulière vs adversaire / Regular Season Career vs. Opp	6	0	0	0	-3	4

Sommets 2023-24 / 2023-24 Highs:	Buts/Goals 1 Oct 11, 2023 @ TOR	Aides/Assists -	Points/Points 1 Oct 11, 2023 @ TOR	+/- +1 2 Times	PUN/PIM 2 2 Times	Lancers/Shots 2 Oct 14, 2023 vs CHI	TG/TOI 16:29 Oct 14, 2023 vs CHI
	Séquence de buts/Goal Streak -	Séquence d'aides/Assist Streak -	Séquence de points/Point Streak -				
Sommes en carrière en saison régulière / Regular Season Career Highs:	Buts/Goals 2 Jan 27, 2022 vs ANA	Aides/Assists 2 5 Times	Points/Points 3 May 10, 2021 vs EDM	+/- +2 12 Times	PUN/PIM 10 Jan 23, 2021 @ VAN	Lancers/Shots 6 Jan 27, 2022 vs ANA	TG/TOI 22:05 Dec 12, 2022 vs CGY
	Séquence de buts/Goal Streak 2 Games 2 Times	Séquence d'aides/Assist Streak 4 Games (4 Assists) Mar 25-30, 2023	Séquence de points/Point Streak 4 Games (2-3-5) Jan 24-30, 2022				

#72: Arber Xhekaj (D) 6' 4", 240 lbs. / Jan 30, 2001 (22 years and 281 days)

Acquis/Acquired: Joueur autonome / Free agent (04/10/21)		PJ/GP	B/G	A/A	P/P	+/-	PUN/PIM
Dern. but/Last Goal: DEC 29, 2022 @ FLORIDA (28)	Saison régulière / Regular Season	11	0	2	2	-1	38
Dern. aide/Last Assist: OCT 23, 2023 @ BUFFALO (6)	En carrière en saison régulière / Regular Season Career	62	5	10	15	-10	139
Career Shootouts: 0/0 (0%), 0 GDG	En carrière en saison régulière vs adversaire / Regular Season Career vs. Opp	2	0	0	0	-1	5

Sommets 2023-24 / 2023-24 Highs:	Buts/Goals -	Aides/Assists 1 2 Times	Points/Points 1 2 Times	+/- +1 2 Times	PUN/PIM 17 Oct 11, 2023 @ TOR	Lancers/Shots 3 Oct 14, 2023 vs CHI	TG/TOI 19:33 Nov 4, 2023 @ STL
	Séquence de buts/Goal Streak -	Séquence d'aides/Assist Streak -	Séquence de points/Point Streak -				
Sommes en carrière en saison régulière / Regular Season Career Highs:	Buts/Goals 1 5 Times	Aides/Assists 1 10 Times	Points/Points 2 2 Times	+/- +1 13 Times	PUN/PIM 17 Oct 11, 2023 @ TOR	Lancers/Shots 3 12 Times	TG/TOI 21:12 Feb 11, 2023 vs NYI
	Séquence de buts/Goal Streak -	Séquence d'aides/Assist Streak -	Séquence de points/Point Streak 2 Games 2 Times				

#77: Kirby Dach (C) (*Blessé/Injured)

6' 4", 217 lbs. / Jan 21, 2001 (22 years and 290 days)

Repêché/Drafted: 2019 CHI, 1st round, 3rd pick (3rd overall)
 Acquis/Acquired: Transaction / Trade (CHI - 07/07/2022)
 Dern. but/Last Goal: MAR 23, 2023 @ BOSTON (4)
 Dern. aide/Last Assist: OCT 11, 2023 @ TORONTO (1)
 Career Shootouts: 3/5 (60%), 3 GDG

	PJ/GP	B/G	A/A	P/P	+/-	PUN/PIM
Saison régulière / Regular Season	2	0	2	2	2	0
En carrière en saison régulière / Regular Season Career	212	33	66	99	-22	114
En carrière en saison régulière vs adversaire / Regular Season Career vs. Opp	8	1	2	3	-4	0

Sommets 2023-24 / 2023-24 Highs:	Buts/Goals	Aides/Assists	Points/Points	+/-	PUN/PIM	Lancers/Shots	TG/TOI
	-	2 Oct 11, 2023 @ TOR	2 Oct 11, 2023 @ TOR	+2 Oct 11, 2023 @ TOR	-	3 Oct 11, 2023 @ TOR	21:22 Oct 11, 2023 @ TOR

Séquence de butts/Goal Streak -
 Séquence d'aides/Assist Streak -
 Séquence de points/Point Streak -

Sommets en carrière en saison régulière / Regular Season Career Highs:	Buts/Goals	Aides/Assists	Points/Points	+/-	PUN/PIM	Lancers/Shots	TG/TOI
	2 3 Times	3 Nov 5, 2022 vs VGK	3 Nov 5, 2022 vs VGK	+3 Nov 17, 2021 @ SEA	6 Dec 14, 2022 @ OTT	5 2 Times	25:46 Nov 9, 2021 vs PIT

Séquence de butts/Goal Streak 2 Games (2 Times)
 Séquence d'aides/Assist Streak 5 Games (5 Assists) Jan 19 - Feb 5, 2020
 Séquence de points/Point Streak 5 Games (4-3-7) Nov 10-19, 2019

#91: Sean Monahan (C)

6' 2", 202 lbs. / Oct 12, 1994 (29 years and 26 days)

Repêché/Drafted: 2013 CGY, 1st round, 6th pick (6th overall)
 Acquis/Acquired: Transaction / Trade (CGY - 18/08/2022)
 Dern. but/Last Goal: NOV 2, 2023 @ ARIZONA (1)
 Dern. aide/Last Assist: NOV 4, 2023 @ ST. LOUIS
 Career Shootouts: 18/48 (38%), 8 GDG

	PJ/GP	B/G	A/A	P/P	+/-	PUN/PIM
Saison régulière / Regular Season	11	6	4	10	4	6
En carrière en saison régulière / Regular Season Career	692	224	265	489	-47	175
En carrière en saison régulière vs adversaire / Regular Season Career vs. Opp	15	7	3	10	-4	2

Sommets 2023-24 / 2023-24 Highs:	Buts/Goals	Aides/Assists	Points/Points	+/-	PUN/PIM	Lancers/Shots	TG/TOI
	1 6 Times	1 4 Times	2 2 Times	+3 Oct 14, 2023 vs CHI	4 Oct 14, 2023 vs CHI	6 Nov 2, 2023 @ ARI	21:49 Oct 30, 2023 @ VGK

Séquence de butts/Goal Streak 4 Games (4 Goals) Oct 26 - Nov 2, 2023
 Séquence d'aides/Assist Streak 2 Games (2 Assists) Oct 21-23, 2023
 Séquence de points/Point Streak 5 Games (4-1-5) Oct 26 - Nov 4, 2023

Sommets en carrière en saison régulière / Regular Season Career Highs:	Buts/Goals	Aides/Assists	Points/Points	+/-	PUN/PIM	Lancers/Shots	TG/TOI
	3 Nov 18, 2017 @ PHI	5 Dec 31, 2018 vs SJS	5 Dec 31, 2018 vs SJS	+3 15 Times	10 Nov 1, 2022 @ MIIN	10 Jan 7, 2019 @ CHI	27:39 Mar 5, 2015 @ BOS

Séquence de butts/Goal Streak 5 Games (5 Goals) Jan 13-21, 2017
 Séquence d'aides/Assist Streak 6 Games (6 Assists) Dec 31, 2017 - Jan 12, 2018
 Séquence de points/Point Streak 10 Games (5-7-12) Nov 28 - Dec 19, 2016



Tampa Bay Lightning: Statistiques par match/Player Game By Game Summary

Skaters: Goals-Assists (Game-Winning), Shots / (+/-), TOI

Goalies: Goals Allowed/Shots, Decision, Minutes Played

Date	Adv./Opp.	FLEURY # 7	GLENDENING # 11	BARRÉ-BOULET # 12	PAUL # 20	POINT # 21	EYSSIMONT # 23	BOGOSIAN # 24
Oct 10	Vs NSH	DNP	0-0,1/0 14:01	DNP	2-1(W),3/1 16:12	0-3,3/1 22:13	0-0,2/0 08:31	DNP
Oct 14	@ DET	0-0,0/1 10:08	0-0,1/-1 12:27	DNP	0-0,2/-2 20:03	0-0,0/-1 21:52	0-0,2/0 11:39	DNP
Oct 15	@ OTT	DNP	0-0,0/-1 12:26	0-0,2/-2 10:49	0-0,3/-3 12:27	0-0,1/-2 19:34	0-1,1/1 13:57	DNP
Oct 17	@ BUF	DNP	0-0,0/0 09:03	0-0,1/0 16:57	0-0,0/0 15:38	0-1,4/-1 26:26	0-0,3/-1 10:34	0-0,1/0 11:37
Oct 19	Vs VAN	DNP	0-0,1/0 11:59	0-0,1/-1 13:19	1-1,2/0 16:49	0-1,3/-2 19:16	1-0,4/1 10:59	DNP
Oct 21	Vs TOR	DNP	0-0,0/0 10:57	1-0,3/0 15:08	0-0,1/0 16:07	0-2,4/0 19:07	0-0,1/0 11:08	0-0,0/0 13:10
Oct 24	Vs CAR	DNP	0-0,0/0 12:19	1-0,2/1 11:11	1-0,2/1 13:36	1-1(W),2/1 18:00	0-0,2/0 09:09	DNP
Oct 26	Vs SJS	DNP	1-0,1/2 11:24	0-1,0/2 11:55	1-0,3/2 19:52	1-0(W),4/1 15:08	1-0,3/2 10:39	DNP
Oct 30	Vs SEA	0-1,0/0 12:19	0-0,0/0 12:48	1-1,5/0 15:24	0-0,1/-1 14:43	0-0,5/-1 21:14	0-0,1/0 10:33	DNP
Nov 2	@ CBJ	DNP	0-0,0/-1 08:52	0-0,0/0 13:19	0-0,3/1 18:55	0-0,1/-2 19:21	0-0,0/-1 07:25	DNP
Nov 4	@ OTT	DNP	0-0,1/-1 11:53	0-1,2/2 11:02	0-0,1/0 18:19	3-1(W),5/1 17:59	1-0,2/1 10:01	0-0,2/0 11:29
Nov 6	@ TOR	DNP	0-0,0/-1 10:03	0-0,1/-2 08:22	0-0,4/1 18:24	1-1,2/-1 22:13	DNP	DNP

Date	Adv./Opp.	HAGEL # 38	MERELA # 39	RADDYSH # 43	DE HAAN # 44	PERBIX # 48	WATSON # 51	MOTTE # 64
Oct 10	Vs NSH	1-0,4/0 18:07	0-0,0/0 10:21	0-0,3/1 18:04	0-0,0/0 13:41	0-0,1/-1 11:42	DNP	0-0,0/0 07:55
Oct 14	@ DET	1-1,4/0 19:19	0-0,0/-1 12:01	0-0,1/-3 21:18	0-0,1/-1 12:34	0-0,0/2 15:35	DNP	DNP
Oct 15	@ OTT	0-0,3/-2 20:10	0-0,0/0 11:19	0-1,0/-1 21:40	0-0,0/-2 16:04	0-0,1/0 15:52	0-0,0/0 08:01	DNP
Oct 17	@ BUF	2-0,4/2 19:54	0-0,0/0 05:49	0-0,0/-1 23:06	DNP	0-0,3/0 12:27	0-0,0/-1 05:04	DNP
Oct 19	Vs VAN	0-1,1/-1 17:56	0-0,3/0 11:28	0-1,1/0 16:57	0-0,0/1 18:46	0-1,0/0 17:13	DNP	DNP
Oct 21	Vs TOR	0-0,0/-3 14:50	0-0,3/0 11:38	0-0,4/-1 19:23	DNP	0-0,0/-2 16:09	DNP	DNP
Oct 24	Vs CAR	0-1,1/1 17:50	0-0,2/0 12:37	0-1,1/1 18:51	0-0,1/1 15:14	0-0,1/1 18:24	DNP	DNP
Oct 26	Vs SJS	1-0,4/2 16:41	0-0,2/0 13:02	0-1,0/1 18:16	0-1,1/2 17:27	0-2,0/3 18:51	DNP	DNP
Oct 30	Vs SEA	1-1,3/0 14:36	0-0,1/1 11:02	0-1,0/0 17:11	DNP	0-0,0/0 18:10	DNP	DNP
Nov 2	@ CBJ	0-0,1/-2 17:22	0-0,1/0 09:49	0-0,1/0 16:44	0-0,1/0 16:31	0-0,2/0 14:34	DNP	DNP
Nov 4	@ OTT	0-0,2/2 17:52	DNP	0-0,1/1 16:46	0-0,0/1 14:02	DNP	0-0,3/0 07:01	DNP
Nov 6	@ TOR	1-1,2/1 22:06	DNP	0-0,1/-1 20:57	0-1,1/-1 14:36	0-0,0/0 10:59	0-0,1/-1 03:30	0-0,3/0 16:36

Date	Adv./Opp.	CIRELLI # 71	SHEARY # 73	HEDMAN # 77	CERNAK # 81	JEANNOT # 84	KUCHEROV # 86	STAMKOS # 91
Oct 10	Vs NSH	0-0,1/-1 16:42	0-0,0/-1 12:04	0-1,4/-1 26:55	0-0,2/0 19:20	0-0,1/0 11:48	2-0,5/1 21:19	0-1,2/0 20:23
Oct 14	@ DET	0-1,0/-1 16:30	0-0,2/-2 11:19	1-2,3/0 23:21	0-0,0/-1 16:33	0-0,0/-1 12:40	0-2,2/-2 23:30	2-1,6/1 18:11
Oct 15	@ OTT	1-0,4/2 21:20	0-0,1/-2 11:38	0-1,2/0 22:08	0-0,0/-1 17:28	1-1,1/1 16:40	0-0,4/-2 20:42	DNP
Oct 17	@ BUF	0-1,1/1 18:02	0-0,1/-1 12:53	0-0,3/1 28:19	0-0,0/0 17:57	0-1,0/-1 14:44	0-0,2/1 25:57	DNP
Oct 19	Vs VAN	0-0,1/1 17:36	0-1,1/1 09:41	0-0,1/-1 23:17	0-0,0/-1 20:26	0-0,2/0 12:24	2-0(W),7/0 20:22	0-1,7/-2 18:55
Oct 21	Vs TOR	0-0,2/-2 20:50	0-0,1/0 12:51	0-1,1/-1 26:06	0-0,0/0 21:33	0-0,3/0 14:08	2-1,6/-1 21:27	0-1,0/-2 19:07
Oct 24	Vs CAR	0-0,1/0 21:50	0-0,2/0 09:26	0-1,3/0 22:17	0-0,0/0 18:48	0-0,1/0 15:09	0-1,2/1 16:37	0-0,0/1 16:13
Oct 26	Vs SJS	0-0,4/0 16:26	0-1,1/2 12:48	0-2,1/2 21:15	0-0,0/1 17:55	0-0,3/0 15:21	0-1,2/1 15:38	1-1,1/1 20:06
Oct 30	Vs SEA	0-1,1/2 18:01	0-0,1/0 11:34	0-0,2/1 25:24	0-0,0/0 23:08	1-1,4/1 13:47	0-0,8/-1 23:26	0-0,2/-1 17:58
Nov 2	@ CBJ	0-0,1/-2 19:27	1-0,1/1 13:06	0-0,2/-2 23:09	0-1,1/0 18:16	0-0,1/-1 12:36	0-0,5/-2 20:04	1-1,6/1 20:22
Nov 4	@ OTT	0-1,0/1 18:33	0-0,2/0 15:23	1-1,1/1 24:46	0-0,4/1 23:16	0-0,2/0 10:21	1-4,5/1 21:00	0-1,4/-1 18:32
Nov 6	@ TOR	0-0,2/-2 15:17	0-0,1/-1 13:22	1-2,2/-1 24:02	0-1,2/-1 21:49	0-0,1/-3 08:57	2-2,5/1 22:38	0-1,2/0 17:21

Date	Adv./Opp.	SERGACHEV # 98	JOHANSSON # 31	TOMKINS # 90
Oct 10	Vs NSH	0-1,2/1 23:00	3/31 W 60:00	DND
Oct 14	@ DET	0-0,1/-4 21:30	5/41 L 57:30	DND
Oct 15	@ OTT	0-0,1/-2 23:17	DND	4/37 L 58:28
Oct 17	@ BUF	0-0,2/-1 26:26	3/31 O 60:11	DND
Oct 19	Vs VAN	0-0,1/-1 20:37	3/29 W 60:00	DND
Oct 21	Vs TOR	0-1,2/-1 24:36	4/52 O 64:05	DND
Oct 24	Vs CAR	0-1,0/1 22:58	0/32 W 60:00	DND
Oct 26	Vs SJS	0-2,1/1 21:16	0/23 W 60:00	DND
Oct 30	Vs SEA	0-0,3/-1 24:54	4/43 O 62:35	DND
Nov 2	@ CBJ	0-0,2/-1 23:26	DND	3/27 L 57:47
Nov 4	@ OTT	0-0,1/0 24:42	4/28 W 59:50	DND
Nov 6	@ TOR	0-1,1/-1 25:06	6/33 O 60:46	DND

Tampa Bay Lightning: Entraîneur-chef et gardiens de but/Head Coach and Player Bios

Entraîneur-chef/Head Coach: Jon Cooper

Cooper was named Tampa Bay's 9th head coach on 3/25/13 and made his NHL debut 3/29/13

Cooper, 56, is in his 12th season as Lightning head coach and had amassed a 480-250-67 record entering 2023-24, his .602 reg. season win percentage the best in TBL history and second highest in NHL history among head coaches with 500+ games, behind only Scotty Bowman (.657). Cooper has led TBL to the Stanley Cup Playoffs in ten of his 11 full seasons as head coach, including six Conference Finals/Semifinals (2015, 2016, 2018, 2020, 2021 & 2022), four Stanley Cup Finals (2015, 2020, 2021 & 2022) and back-to-back Stanley Cup championships in 2020 and 2021. He was a finalist for the Jack Adams Award in 2014 and 2019 and was named head coach of the Canadian Men's Hockey Team for the 2022 Olympics before the NHL pulled out of the games. Cooper joined TBL after 3 seasons at Tampa Bay's top minor league affiliates in Norfolk (2010-12) and Syracuse (2012-13), compiling a 133-62-26 (.661) record in 221 AHL games.

#31: Jonas Johansson (G)

6' 5", 219 lbs. / Sep 19, 1995 (28 years and 49 days)

Repêché/Drafted: 2014 BUF, 3rd round, 1st pick (61st overall)
Acquis/Acquired: Signed by Tampa Bay as a free agent on July 1, 2023
Dern. victoire/Last Win: NOV 4, 2023 @ OTTAWA (1)
Dern. bl./Last SO: OCT 26, 2023 vs SAN JOSE (3)
Career Shootouts: 0/7 (.000), 0-3

	PJ/GP	V/W	D/L	P/OT	MOY/GAA	%AR/SV%	BL/SO
Saison régulière / Regular Season	10	5	1	4	3.17	.907	2
En carrière en saison régulière / Regular Season Career	45	16	14	8	3.28	.893	3
En carrière en saison régulière vs adversaire / Regular Season Career vs. Opp	2	1	1	0	5.50	.807	0

Sommets 2023-24 / 2023-24 Highs:

Lancers/Shots	Saves
52	48
Oct 21, 2023 vs TOR	Oct 21, 2023 vs TOR

Séquence de victoires/Winning Streak	Séquence de points/Point Streak	Séquence de défaites/Losing Streak	Séquence de blanchissages/Shutout Streak	Séquence sans accorder de buts/Shutout Sequence
2 Games Oct 24-26, 2023	8 Games Oct 17 - Nov 6, 2023 (4-0-4)	-	2 Games Oct 24-26, 2023	132:08 Oct 24-30, 2023

Sommes en carrière en saison régulière / Regular Season Career Highs:

Shots	Saves
52	48
Oct 21, 2023 vs TOR	Oct 21, 2023 vs TOR

Séquence de victoires/Winning Streak	Séquence de points/Point Streak	Séquence de défaites/Losing Streak	Séquence de blanchissages/Shutout Streak	Séquence sans accorder de buts/Shutout Sequence
2 Games 5 Times	8 Games Oct 17 - Nov 6, 2023 (4-0-4)	3 Games Feb 28 - Mar 7, 2021	2 Games Oct 24-26, 2023	132:08 Oct 24-30, 2023

2023-24 Reg. Season

- Named NHL's 2nd star of the week (Oct. 22-29)
- 2nd in NHL for saves on high-danger shots (74)
- Made 27 saves on 33 shots in OTL Nov. 6 at TOR
- Stopped 24 shots to improve to 5-1-3 Nov. 4 at OTT
- Stopped a career-high 48 shots in OTL Oct. 21 vs TOR & made 23 saves to post 2nd straight shutout Oct. 26 vs SJS
- Won 1st game as a Bolt Oct. 10 vs NSH

2022-23 Reg. Season

- Won both of his starts, stopping 61 of 66 shots (.924%)
- Made one relief appearance, stopping all seven shots on Dec. 31 vs. Toronto
- Appeared in 26 games for the Colorado Eagles (14-9-2), ranking among AHL leaders in GAA (2.33) and save percentage (.920)
- Signed a one-year deal with the Avalanche on July 13, claimed off waivers by Coyotes on Sept. 30, re-claimed by Colorado on Oct. 12

Career

- Acquired by the Avalanche from the Sabres on March 20, 2021, he went 5-1-1 with a 1.98 GAA, .919 Sv% and one shutout in seven starts in 2020-21
- Made his NHL debut with the Sabres on Feb. 4, 2020
- 2019-20 AHL All Star

#88: Andrei Vasilevskiy (G)

6' 4", 220 lbs. / Jul 25, 1994 (29 years and 105 days)

Repêché/Drafted: 2012 TBL, 1st round, 19th pick (19th overall)
 Dern. victoire/Last Win: APR 27, 2023 @ TORONTO (1)
 Dern. bl./Last SO: MAY 23, 2022 vs FLORIDA (18)
 Career Shootouts: 76/97 (.784), 19-7

	PJ/GP	V/W	D/L	P/OT	MOY/GAA	%AR/SV%	BL/SO
Saison régulière / Regular Season	-	-	-	-	-	-	-
En carrière en saison régulière / Regular Season Career	425	263	123	28	2.52	.919	32
En carrière en saison régulière vs adversaire / Regular Season Career vs. Opp	18	14	2	2	1.93	.936	2

Sommets 2023-24 / 2023-24 Highs:

Lancers/Shots

Saves

Séquence de victoires/Winning Streak

Séquence de points/Point Streak

Séquence de défaites/Losing Streak

Séquence de blanchissages/Shutout Streak

Séquence sans accorder de buts/Shutout Sequence

Sommes en carrière en saison régulière / Regular Season Career Highs:

Shots

Saves

58
Mar 20, 2019
@ WSH54
Mar 20, 2019
@ WSH

Séquence de victoires/Winning Streak

Séquence de points/Point Streak

Séquence de défaites/Losing Streak

Séquence de blanchissages/Shutout Streak

Séquence sans accorder de buts/Shutout Sequence

12 Games
Feb 22 - Mar 23, 202121 Games
Dec 17, 2019 - Feb 15, 2020
(19-0-2)6 Games
Jan 3-19, 20173 Games
Feb 24 - Mar 2, 2021228:09
Feb 22 - Mar 4, 2021**2023-24 Reg. Season**

- Will miss approx. the first 1-2 months of the season after undergoing a successful microdiscectomy to address a lumbar disc herniation

2023 Stanley Cup Playoffs

- Stopped 28 shots in win Game 5 @ TOR; Tied Dominik Hasek for 12th-most playoff wins in NHL history (65)

- Lost 3 straight playoff games for first time since 2019 Rd. 1

2022-23 Reg. Season

- Tied TBL reg. season record for saves in a shutout (45) Feb. 25 at DET

- Had 12-game home winning streak Dec. 10-Feb. 21

- 6th in NHL for wins (34), T-3rd in NHL for home wins (20)

Career

- 1st non-N. American born goalie to win Conn Smythe (2021) and 1st TBL goalie to win Vezina (2019); finalist 4-straight seasons 2018-21

- NHL All-Star Games 2018, 2019, 2020, 2022, 2023

- TBL all-time goalie leader for GP (425), starts (415), wins (263), SO (32), assists (18)

- 1 of 4 active goalies to win multiple Stanley Cups & ranks 5th all-time for wins by a Russian born goalie

#90: Matt Tomkins (G)

6' 4", 191 lbs. / Jun 19, 1994 (29 years and 141 days)

Repêché/Drafted: 2012 CHI, 7th round, 18th pick (199th overall)
 Dern. victoire/Last Win: -
 Dern. bl./Last SO: -
 Career Shootouts: 0/0 (.000), 0-0

	PJ/GP	V/W	D/L	P/OT	MOY/GAA	%AR/SV%	BL/SO
Saison régulière / Regular Season	2	0	2	0	3.61	.891	0
En carrière en saison régulière / Regular Season Career	2	0	2	0	3.61	.891	0
En carrière en saison régulière vs adversaire / Regular Season Career vs. Opp	-	-	-	-	-	-	-

Sommets 2023-24 / 2023-24 Highs:

Lancers/Shots

Saves

37
Oct 15, 2023
@ OTT33
Oct 15, 2023
@ OTT

Séquence de victoires/Winning Streak

Séquence de points/Point Streak

Séquence de défaites/Losing Streak

Séquence de blanchissages/Shutout Streak

Séquence sans accorder de buts/Shutout Sequence

2 Games
Oct 15 - Nov 2, 2023**Sommes en carrière en saison régulière / Regular Season Career Highs:**

Shots

Saves

37
Oct 15, 2023
@ OTT33
Oct 15, 2023
@ OTT

Séquence de victoires/Winning Streak

Séquence de points/Point Streak

Séquence de défaites/Losing Streak

Séquence de blanchissages/Shutout Streak

Séquence sans accorder de buts/Shutout Sequence

2 Games
Oct 15 - Nov 2, 2023**2023-24 Reg. Season**

- Made 24 saves in loss Nov. 2 at CBJ

- Made NHL debut Oct. 15 at OTT and stopped 33 of the 37 shots he faced in loss

2022-23 Reg. Season

- Played in 32 games with Farjestad BK of the Swedish Hockey League, posting a 20-12-0 record with two shutouts

- Registered a save percentage of .911% and a goals against average of 2.53

- Also played in seven playoff games for Farjestad, winning three games and posting a .905 save percentage and 2.68 GAA

Career

- Made his professional hockey debut during the 2017-18 season with the Rockford IceHogs

- Played four years of college hockey at The Ohio State University

- Represented Team Canada at the 2022 Winter Olympic Games and posted a .963 GAA

#11: Luke Glendening (C)

5' 10", 190 lbs. / Apr 28, 1989 (34 years and 193 days)

Acquis/Acquired: Signed by Tampa Bay as a free agent on July 1, 2023
 Dern. but/Last Goal: OCT 26, 2023 vs SAN JOSE (4)
 Dern. aide/Last Assist: APR 3, 2023 vs NASHVILLE (16)
 Career Shootouts: 0/0 (0%), 0 GDG

	PJ/GP	B/G	A/A	P/P	+/-	PUN/PIM
Saison régulière / Regular Season	12	1	0	1	-3	0
En carrière en saison régulière / Regular Season Career	718	70	79	149	-76	259
En carrière en saison régulière vs adversaire / Regular Season Career vs. Opp	30	4	5	9	-12	16

Sommets 2023-24 / 2023-24 Highs:	Buts/Goals	Aides/Assists	Points/Points	+/-	PUN/PIM	Lancers/Shots	TG/TOI
	1	-	1	+2	-	1	14:01
	Oct 26, 2023 vs SJS		Oct 26, 2023 vs SJS	Oct 26, 2023 vs SJS		5 Times	Oct 10, 2023 vs NSH
	Séquence de but/Goal Streak	Séquence d'aides/Assist Streak	Séquence de points/Point Streak				
	-	-	-				
Sommes en carrière en saison régulière / Regular Season Career Highs:	Buts/Goals	Aides/Assists	Points/Points	+/-	PUN/PIM	Lancers/Shots	TG/TOI
	2	2	3	+4	27	6	21:33
	4 Times	4 Times	Feb 13, 2021 @ NSH	Jan 27, 2015 @ FLA	Nov 26, 2022 @ COL	2 Times	Nov 10, 2015 vs WSH
	Séquence de but/Goal Streak	Séquence d'aides/Assist Streak	Séquence de points/Point Streak				
	2 Games 3 Times	3 Games (3 Assists) Nov 13-18, 2021	3 Games (1-3-4) Nov 13-18, 2021				

2023-24 Reg. Season

- 2nd on TBL & T-15th in NHL with 57.3 FOW% (min: 100 FOs), 2nd among TBL fwds. for BkS (11), hits (19) & 3rd for SH TOI (24:13)
- Threw 2 hits, blocked 2 shots, won 5/8 faceoffs Nov. 6 at TOR
- Delivered 2 hits & won 10/13 faceoffs Nov. 4 at OTT
- Won 4/9 faceoffs and threw 1 hit in 8:52 TOI Nov. 2 at CBJ
- Made TBL debut Oct. 10 vs NSH & scored first goal as a Bolt Oct. 26 vs SJS

2022-23 Reg. Season

- Led DAL, averaging 2:17 shorthanded TOI, ranked 3rd among DAL fwds. in hits (114) & blocked shots (60)
- Missed 11 games due to injury and returned March 14

Career

- Ranked top 5 in hits in all 8 seasons with the Red Wings
- Won the Calder Cup with Grand Rapids in 2012-13
- Represented Toledo at the 2012-13 ECHL All-Star Game and represented the US at the 2018-19 World Championship
- Skated four seasons with the University of Michigan and was named co-captain as a Junior
- Made three trips to the postseason with DET (2014, 2015, 2016) and two with DAL (2022, 2023)

#12: Alex Barré-Boulet (C)

5' 10", 178 lbs. / May 21, 1997 (26 years and 170 days)

Acquis/Acquired: Signed by Tampa Bay as a free agent on February 28, 2018
 Dern. but/Last Goal: OCT 30, 2023 vs SEATTLE (3)
 Dern. aide/Last Assist: NOV 4, 2023 @ OTTAWA (1)
 Career Shootouts: 0/1 (0%), 0 GDG

	PJ/GP	B/G	A/A	P/P	+/-	PUN/PIM
Saison régulière / Regular Season	10	3	3	6	0	6
En carrière en saison régulière / Regular Season Career	42	9	6	15	0	10
En carrière en saison régulière vs adversaire / Regular Season Career vs. Opp	-	-	-	-	-	-

Sommets 2023-24 / 2023-24 Highs:	Buts/Goals	Aides/Assists	Points/Points	+/-	PUN/PIM	Lancers/Shots	TG/TOI
	1	1	2	+2	2	5	16:57
	3 Times	3 Times	Oct 30, 2023 vs SEA	2 Times	3 Times	Oct 30, 2023 vs SEA	Oct 17, 2023 @ BUF

Séquence de buts/Goal Streak	Séquence d'aides/Assist Streak	Séquence de points/Point Streak
2 Games (2 Goals) Oct 21-24, 2023	2 Games (2 Assists) Oct 26-30, 2023	4 Games (3-2-5) Oct 21-30, 2023

Sommets en carrière en saison régulière / Regular Season Career Highs:	Buts/Goals	Aides/Assists	Points/Points	+/-	PUN/PIM	Lancers/Shots	TG/TOI
	1	1	2	+2	2	6	19:06
	9 Times	6 Times	Oct 30, 2023 vs SEA	4 Times	5 Times	2 Times	Apr 22, 2021 vs CBJ

Séquence de buts/Goal Streak	Séquence d'aides/Assist Streak	Séquence de points/Point Streak
2 Games (3 Times)	2 Games (2 Assists) Oct 26-30, 2023	4 Games (3-2-5) Oct 21-30, 2023

2023-24 Reg. Season

- Ranks T-7th on TBL for scoring (3-3--6), T-4th for TkAs (4) & 7th among TBL fwds for PP TOI/GP (1:06)
- Took 1 SOG in 8:22 TOI Nov. 6 at TOR
- Notched and assist and won 3/3 faceoffs Nov. 4 at OTT
- Registered career-long, four-game pt. streak (3-2--5) Oct. 21-30
- Made season debut Oct. 15 at OTT & scored first goal of the season Oct. 21 vs TOR

2022-23 Reg. Season

- Recalled from Syracuse Nov. 25 and skated in one game with TBL on Nov. 25 vs STL; Took 1 shot in 10:01 TOI
- Played in 69 games for AHL Syracuse and led the Crunch in scoring with 84 points (24-60--84)
- Ranked 2nd on SYR for plus/minus (+24) and ranked T-5th in the AHL for SOG (225)

Career

- Posted 34 goals and 68 pts. in rookie AHL season with Syracuse in 2018-19, ranking T-1st in the AHL for goals
- Won AHL Rookie of the Year in 2019 & named to AHL All-Rookie Team 2019; only 2nd-ever Crunch player to do so
- Named QMJHL Most Valuable Player and CHL Player of the Year in 2017-18

#20: Nicholas Paul (L)**6' 3", 229 lbs. / Mar 20, 1995 (28 years and 232 days)**

Repêché/Drafted: 2013 DAL, 4th round, 10th pick (101st overall)
 Acquis/Acquired: From Ottawa in exchange for F Mathieu Joseph and TBL's own 2024 4th-rd. pick on 3/20/22
 Dern. but/Last Goal: OCT 26, 2023 vs SAN JOSE (4)
 Dern. aide/Last Assist: OCT 19, 2023 vs VANCOUVER (7)
 Career Shootouts: 0/1 (0%), 0 GDG

	PJ/GP	B/G	A/A	P/P	+/-	PUN/PIM
Saison régulière / Regular Season	12	5	2	7	0	7
En carrière en saison régulière / Regular Season Career	340	56	63	119	-17	132
En carrière en saison régulière vs adversaire / Regular Season Career vs. Opp	21	2	4	6	3	12

Sommets 2023-24 / 2023-24 Highs:	Buts/Goals	Aides/Assists	Points/Points	+/-	PUN/PIM	Lancers/Shots	TG/TOI
	2	1	3	+2	5	4	20:03
	Oct 10, 2023 vs NSH	2 Times	Oct 10, 2023 vs NSH	Oct 26, 2023 vs SJS	Oct 24, 2023 vs CAR	Nov 6, 2023 @ TOR	Oct 14, 2023 @ DET

Séquence de buts/Goal Streak	Séquence d'aides/Assist Streak	Séquence de points/Point Streak
2 Games (2 Goals) Oct 24-26, 2023	-	2 Games (2-0—2) Oct 24-26, 2023

Sommes en carrière en saison régulière / Regular Season Career Highs:	Buts/Goals	Aides/Assists	Points/Points	+/-	PUN/PIM	Lancers/Shots	TG/TOI
	2	3	3	+4	10	6	23:32
	7 Times	Apr 1, 2022 vs CHI	3 Times	Oct 27, 2019 vs SJS	Apr 21, 2022 vs TOR	4 Times	Jan 31, 2022 vs EDM

Séquence de buts/Goal Streak	Séquence d'aides/Assist Streak	Séquence de points/Point Streak
2 Games (3 Goals) Nov 21-25, 2022	3 Games (3 Assists) Oct 26 - Nov 1, 2022	5 Games (3-3—6) Oct 26 - Nov 5, 2022

2023-24 Reg. Season

- Ranks T-9th in NHL for PPGs (3), Leads TBL (T-9th in NHL) for takeaways (11), 4th on TBL for goals (5) & 6th for pts. (7)
- Dished out a career-high 7 hits, had 4 SOG, 2 blocked shots, 1 takeaway Nov. 6 at TOR; won 8/15 draws
- Blocked 2 shots, had 2 takeaways & won 11/18 faceoffs Nov. 4 at OTT
- Had 3 SOG, 3 TkAs & won 7/17 faceoffs Nov. 2 at CBJ
- Notched 3rd career 3+ point game, scored 2 PPGs & added an assist Oct. 10 vs NSH

2022-23 Reg. Season

- Set career highs for goals (17), PPGs (4), GWGs (4), FOW% (53.7%), and TkA's (60)
- Had season-long 5-game pt streak Oct. 26-Nov. 5 (3-3--6)
- Ranked T-1st on TBL for FOW%, T-3rd for GWGs (4), 2nd for FO wins (495) and TkA's, also ranked 6th on TBL for goals, 8th for pts.

Career

- Signed a 7-year contract with TBL on July 1, 2022
- Made NHL debut 2/16/16 vs. BUF while with OTT
- Helped Canada win gold at 2021 World Championship by scoring OT GWG in gold medal game vs. Finland

#21: Brayden Point (C)

5' 10", 178 lbs. / Mar 13, 1996 (27 years and 239 days)

Repêché/Drafted: 2014 TBL, 3rd round, 19th pick (79th overall)
 Dern. but/Last Goal: NOV 6, 2023 @ TORONTO
 Dern. aide/Last Assist: NOV 6, 2023 @ TORONTO
 Career Shootouts: 16/36 (44%), 7 GDG

	PJ/GP	B/G	A/A	P/P	+/-	PUN/PIM
Saison régulière / Regular Season	12	6	10	16	-6	2
En carrière en saison régulière / Regular Season Career	511	224	255	479	70	130
En carrière en saison régulière vs adversaire / Regular Season Career vs. Opp	22	8	9	17	7	4

Sommets 2023-24 / 2023-24 Highs:	Buts/Goals	Aides/Assists	Points/Points	+/-	PUN/PIM	Lancers/Shots	TG/TOI
	3	3	4	+1	2	5	26:26
	Nov 4, 2023 @ OTT	Oct 10, 2023 vs NSH	Nov 4, 2023 @ OTT	4 Times	Oct 14, 2023 @ DET	2 Times	Oct 17, 2023 @ BUF

Séquence de buts/Goal Streak	Séquence d'aides/Assist Streak	Séquence de points/Point Streak
2 Games (4 Goals) Nov 4-6, 2023	4 Games (5 Assists) Oct 17-24, 2023	5 Games (2-5-7) Oct 17-26, 2023

Sommes en carrière en saison régulière / Regular Season Career Highs:	Buts/Goals	Aides/Assists	Points/Points	+/-	PUN/PIM	Lancers/Shots	TG/TOI
	3	4	5	+4	7	9	26:55
	2 Times	Oct 30, 2018 vs NJD	Oct 30, 2018 vs NJD	Oct 30, 2018 vs NJD	3 Times	Dec 6, 2022 vs DET	Oct 25, 2022 @ LAK

Séquence de buts/Goal Streak	Séquence d'aides/Assist Streak	Séquence de points/Point Streak
7 Games (7 Goals) Feb 21 - Mar 4, 2023	9 Games (11 Assists) Jan 29 - Feb 13, 2020	12 Games (4-12-16) Jan 29 - Feb 22, 2020

2023-24 Reg. Season

- 2nd on TBL & T-7th in NHL for assists (10), T-12th in NHL for pts. (16)
- Ranks 3rd in NHL w/ 74 bursts of 20+ MPH; Has 6th-fastest skating speed in NHL (23.45 MPH)
- Notched 2nd straight multi-pt. game (1g, 1a) Nov. 6 at TOR; Threw 2 hits, blocked 2 shots
- Posted 2nd career hat trick & had an assist Nov. 4 at OTT; won 7/13 FO's

2022-23 Reg. Season

- Set career highs for goals (51), pts (95), S% (21.7) & set TBL record w/ 9-gm goal streak at home (11-2--13) Dec. 6-Jan. 10
- Scored 200th career goal Feb. 21 vs ANA
- 1/3 TBL players to skate all 82 games, ranked 2nd on TBL for pts., 5th in NHL for goals, T-3rd for PPG's (20), 2nd for S%

Career

- 2018 NHL All-Star Game
- 33 pts. in 2020 2nd most all-time in a TBL playoff season
- Led NHL in goals two-straight playoff seasons w/ 14 in '20 & '21; 1st NHLer to score 14+ goals in consecutive years since Lemieux (1991-92)
- Recorded 9-game goal streak in 2021 Playoffs (2nd longest in NHL playoff history)

#23: Michael Eyssimont (C)

6' 0", 201 lbs. / Sep 9, 1996 (27 years and 59 days)

Repêché/Drafted: 2016 LAK, 5th round, 21st pick (142nd overall)
 Acquis/Acquired: From San Jose in exchange for F Vladislav Namestnikov on March 1, 2023
 Dern. but/Last Goal: NOV 4, 2023 @ OTTAWA
 Dern. aide/Last Assist: OCT 15, 2023 @ OTTAWA (8)
 Career Shootouts: 0/0 (0%), 0 GDG

	PJ/GP	B/G	A/A	P/P	+/-	PUN/PIM
Saison régulière / Regular Season	11	3	1	4	3	6
En carrière en saison régulière / Regular Season Career	66	8	11	19	6	69
En carrière en saison régulière vs adversaire / Regular Season Career vs. Opp	4	0	0	0	-2	2

Sommets 2023-24 / 2023-24 Highs:	Buts/Goals	Aides/Assists	Points/Points	+/-	PUN/PIM	Lancers/Shots	TG/TOI
	1 3 Times	1 Oct 15, 2023 @ OTT	1 4 Times	+2 Oct 26, 2023 vs SJS	2 3 Times	4 Oct 19, 2023 vs VAN	13:57 Oct 15, 2023 @ OTT
	Séquence de but/Goal Streak	Séquence d'aides/Assist Streak	Séquence de points/Point Streak				
	-	-	-				
Sommes en carrière en saison régulière / Regular Season Career Highs:	Buts/Goals	Aides/Assists	Points/Points	+/-	PUN/PIM	Lancers/Shots	TG/TOI
	1 8 Times	2 2 Times	3 Jan 27, 2023 @ CAR	+3 Jan 28, 2023 @ PIT	14 Mar 9, 2023 vs VGK	8 Jan 28, 2023 @ PIT	19:13 Feb 25, 2023 vs CHI
	Séquence de but/Goal Streak	Séquence d'aides/Assist Streak	Séquence de points/Point Streak				
	2 Games (2 Goals) Jan 27-28, 2023	-	2 Games (2-2-4) Jan 27-28, 2023				

2023-24 Reg. Season

- Ranks T-1st on TBL for +/- (+3), T-2nd for takeaways (5), 4th for hits (12), T-6th for SOG (21)
- Scored 1 goal on 2 shots and threw 1 hit in 10:01 TOI Nov. 4 at OTT
- Skated 7:25 TOI Nov. 2 at CBJ
- Threw 2 hits and had 1 takeaway Oct. 30 vs SEA
- Took 1 SOG in 11:08 TOI Oct. 21 vs TOR

2022-23 Reg. Season

- Skated in 54 games between WPG, SJS and TBL, tallying 5 goals and 15 pts.
- Made TBL debut Mar. 4 at BUF, scored first goal with TBL Apr. 13 vs DET and tallied first point with TBL (assist) Apr. 8 at OTT
- Averaged 11.91 hits per 60 mins over 15 GP with TBL, scoring 1 goal and tallying 1 assist

Career

- Represented team USA at the 2023 World Championship
- Played 3 seasons at St. Cloud State Univ., recording 102 pts. in 115 GP; Has skated in 66 career NHL games between SJS, WPG and TBL

#24: Zach Bogosian (D)

6' 3", 231 lbs. / Jul 15, 1990 (33 years and 115 days)

Repêché/Drafted: 2008 ATL, 1st round, 3rd pick (3rd overall)

Acquis/Acquired: Signed by Tampa Bay as a free agent on July 28, 2021

Dern. but/Last Goal: FEB 21, 2023 vs ANAHEIM (17)

Dern. aide/Last Assist: MAR 18, 2023 vs MONTRÉAL (8)

Career Shootouts: 1/1 (100%), 1 GDG

	PJ/GP	B/G	A/A	P/P	+/-	PUN/PIM
Saison régulière / Regular Season	3	0	0	0	0	0
En carrière en saison régulière / Regular Season Career	786	57	156	213	-82	715
En carrière en saison régulière vs adversaire / Regular Season Career vs. Opp	43	4	10	14	-10	76

Sommets 2023-24 / 2023-24 Highs:	Buts/Goals	Aides/Assists	Points/Points	+/-	PUN/PIM	Lancers/Shots	TG/TOI
	-	-	-	0 3 Times	-	2 Nov 4, 2023 @ OTT	13:10 Oct 21, 2023 vs TOR

Séquence de buts/Goal Streak	Séquence d'aides/Assist Streak	Séquence de points/Point Streak
-	-	-

Sommes en carrière en saison régulière / Regular Season Career Highs:	Buts/Goals	Aides/Assists	Points/Points	+/-	PUN/PIM	Lancers/Shots	TG/TOI
	2 3 Times	3 2 Times	3 4 Times	+5 Jan 13, 2015 vs FLA	17 4 Times	10 Mar 26, 2012 vs OTT	33:29 Mar 21, 2017 vs PIT

Séquence de buts/Goal Streak	Séquence d'aides/Assist Streak	Séquence de points/Point Streak
2 Games 2 Times	3 Games (5 Assists) Apr 11-18, 2013	4 Games (2-5-7) Apr 11-20, 2013

2023-24 Reg. Season

- Had 1 SOG, 1 hit and 1 blocked shot Nov. 4 at OTT
- Blocked 1 shot in 13:10 TOI Oct. 21 vs TOR
- Had 1 shot and 1 hit in season debut Oct. 17 at BUF

2023 Stanley Cup Playoffs

- Skated 5 games for TBL recording 1 assist; Ranked 3rd among TBL d-men for hits (15) and 2nd for hits per 60 mins (14.07)

2022-23 Reg. Season

- Skated in 46 games, recording 1 goal and 5 pts.
- Played first game of season Nov. 19 at NSH after offseason shoulder surgery
- Led TBL D-men w/ 9.92 hits per 60 mins and ranked 4th among TBL D-men for hits (114)

Career

- Back for 2nd stint w/ TBL after signing 3-year contract 7/28/21
- Originally joined TBL as a free agent on 2/24/20; played 8 reg. season games (0-2--2 pts.) and 20 playoff games (0-4--4 pts.) with TBL
- Has made the playoffs 3-consecutive seasons after missing out the first 11 seasons of his career
- Represented U.S. at 2009 World Championship, recording 1 assist in 9 GP

#38: Brandon Hagel (L)

6' 2", 183 lbs. / Aug 27, 1998 (25 years and 72 days)

Repêché/Drafted: 2016 BUF, 6th round, 8th pick (159th overall)
 Acquis/Acquired: From Chicago along with a 2024 4th-rd. pick in exchange for F Taylor Raddysh, F Boris Katchouk, a 2023 1st-rd. pick and 2024 1st-rd. pick on 3/18/22
 Dern. but/Last Goal: NOV 6, 2023 @ TORONTO
 Dern. aide/Last Assist: NOV 6, 2023 @ TORONTO
 Career Shootouts: 0/1 (0%), 0 GDG

	PJ/GP	B/G	A/A	P/P	+/-	PUN/PIM
Saison régulière / Regular Season	12	7	5	12	0	4
En carrière en saison régulière / Regular Season Career	223	71	73	144	-2	100
En carrière en saison régulière vs adversaire / Regular Season Career vs. Opp	7	6	2	8	3	4

Sommets 2023-24 / 2023-24 Highs:	Buts/Goals	Aides/Assists	Points/Points	+/-	PUN/PIM	Lancers/Shots	TG/TOI
	2	1	2	+2	2	4	22:06
	Oct 17, 2023 @ BUF	5 Times	4 Times	3 Times	2 Times	4 Times	Nov 6, 2023 @ TOR

Séquence de buts/Goal Streak	Séquence d'aides/Assist Streak	Séquence de points/Point Streak
2 Games (2 Goals) Oct 26-30, 2023	-	3 Games (2-2-4) Oct 24-30, 2023

Sommes en carrière en saison régulière / Regular Season Career Highs:	Buts/Goals	Aides/Assists	Points/Points	+/-	PUN/PIM	Lancers/Shots	TG/TOI
	3	2	3	+4	10	7	23:50
	2 Times	8 Times	8 Times	Mar 14, 2023 @ NJD	Jan 24, 2023 vs MIN	Mar 18, 2023 vs MTL	Nov 15, 2022 vs DAL

Séquence de buts/Goal Streak	Séquence d'aides/Assist Streak	Séquence de points/Point Streak
3 Games (3 Goals) Oct 22-26, 2022	5 Games (5 Assists) Jan 10-18, 2023	6 Games (3-5-8) Jan 10-19, 2023

2023-24 Reg. Season

- Leads TBL for S% (24.1%), ranks 2nd for goals (7), 4th for SOG (29), 3rd among TBL fwds. for SH TOI/GP (2:15)
- Tallied a goal and assist Nov 6. at TOR; 4th multi-pt game of season
- Took 2 SOG, threw 1 hit and blocked 1 shot Nov. 4 at OTT; led TBL fwds. w/ 4:45 SH TOI
- Had 1 TkA, 1 BkS & 1 SOG Nov. 2 at CBJ
- Notched 3rd multi-pt game of season, 33rd career (1g, 1a) Oct. 30 vs SEA

2022-23 Reg. Season

- Netted 2nd career hat-trick in 200th game Mar. 18 vs MTL
- Had career-long, 6-game pt. streak (3-5--8) Jan. 10-19 (Registered 100th-career pt. Jan. 10)
- Set career highs for goals (30), assists (34), pts. (64), +/- (+23), PPGs (7), TOI/GP (18:39), pens. drawn (30), BkS (58), hits (68) & TkAs (92)
- Ranked T-3rd on TBL for goals, T-4th for pts., 4th for PPGs, 6th for PP pts. 7th for assists

Career

- Made NHL debut 3/11/20 vs. SJS while w/ CHI
- Recorded 102 pts. (41G, 61A) in 66 games as alternate captain for the Red Deer (WHL) in 2018-19

#43: Darren Raddysh (D)

6' 1", 195 lbs. / Feb 28, 1996 (27 years and 252 days)

Acquis/Acquired: Signed by Tampa Bay as a free agent on July 28,

2021

Dern. but/Last Goal: APR 5, 2023 @ NY RANGERS (16)

Dern. aide/Last Assist: OCT 30, 2023 vs SEATTLE (3)

Career Shootouts: 0/0 (0%), 0 GDG

	PJ/GP	B/G	A/A	P/P	+/-	PUN/PIM
Saison régulière / Regular Season	12	0	5	5	-3	4
En carrière en saison régulière / Regular Season Career	33	1	7	8	-6	8
En carrière en saison régulière vs adversaire / Regular Season Career vs. Opp	2	0	0	0	-2	0

Sommets 2023-24 / 2023-24 Highs:	Buts/Goals	Aides/Assists	Points/Points	+/-	PUN/PIM	Lancers/Shots	TG/TOI
	-	1 5 Times	1 5 Times	+1 4 Times	2 2 Times	4 Oct 21, 2023 vs TOR	23:06 Oct 17, 2023 @ BUF

Séquence de buts/Goal Streak	Séquence d'aides/Assist Streak	Séquence de points/Point Streak
-	3 Games (3 Assists) Oct 24-30, 2023	3 Games (0-3-3) Oct 24-30, 2023

Sommes en carrière en saison régulière / Regular Season Career Highs:	Buts/Goals	Aides/Assists	Points/Points	+/-	PUN/PIM	Lancers/Shots	TG/TOI
	1 Apr 5, 2023 @ NYR	2 Apr 1, 2023 vs NYI	2 Apr 1, 2023 vs NYI	+3 Apr 1, 2023 vs NYI	2 4 Times	4 2 Times	23:06 Oct 17, 2023 @ BUF

Séquence de buts/Goal Streak	Séquence d'aides/Assist Streak	Séquence de points/Point Streak
-	3 Games (3 Assists) Oct 24-30, 2023	3 Games (0-3-3) Oct 24-30, 2023

2023-24 Reg. Season

- Ranks T-6th on TBL for assists (5), 3rd among TBL d-men for hits (12) & 4th for TOI/GP (19:06)
- Threw 3 hits and had 1 shot Nov. 6 at TOR
- Had 3 hits, 1 SOG and 1 blocked shot Nov. 4 at OTT
- Matched career-high with 4 SOG Oct. 21 vs TOR

2022-23 Reg. Season

- (1-2--3, 17 GP)
- Made season debut w/ TBL Mar. 2 vs PIT & scored first NHL goal Apr. 5 at NYR
- Set career highs for goals (13), assists (38) & pts (51) in 50 GP w/ AHL Syracuse

Career

- Skated in 339 career AHL games over 6 seasons (2017-18 - 2022-23), registering 42 goals & 170 pts.
- Posted 16 goals, 81 pts. & a +62 rating in 62 GP & won OHL Championship with Erie in his final season of junior hockey in 2016-17 in Erie; won Max Kaminsky Trophy as OHL's Most Outstanding Defenseman & named to OHL's 1st All-Star Team
- Served as assistant captain for Hartford in 2019-20

#44: Calvin de Haan (D)

6' 1", 192 lbs. / May 9, 1991 (32 years and 182 days)

Repêché/Drafted: 2009 NYI, 1st round, 12th pick (12th overall)
 Acquis/Acquired: Signed by Tampa Bay as a free agent on July 2, 2023
 Dern. but/Last Goal: JAN 27, 2023 vs SAN JOSE (23)
 Dern. aide/Last Assist: NOV 6, 2023 @ TORONTO
 Career Shootouts: 0/0 (0%), 0 GDG

	PJ/GP	B/G	A/A	P/P	+/-	PUN/PIM
Saison régulière / Regular Season	9	0	2	2	1	4
En carrière en saison régulière / Regular Season Career	582	21	112	133	8	219
En carrière en saison régulière vs adversaire / Regular Season Career vs. Opp	16	0	4	4	-1	2

Sommets 2023-24 / 2023-24 Highs:	Buts/Goals	Aides/Assists	Points/Points	+/-	PUN/PIM	Lancers/Shots	TG/TOI
	-	1 2 Times	1 2 Times	+2 Oct 26, 2023 vs SJS	2 2 Times	1 5 Times	18:46 Oct 19, 2023 vs VAN

Séquence de buts/Goal Streak	Séquence d'aides/Assist Streak	Séquence de points/Point Streak
-	-	-

Sommes en carrière en saison régulière / Regular Season Career Highs:	Buts/Goals	Aides/Assists	Points/Points	+/-	PUN/PIM	Lancers/Shots	TG/TOI
	1 21 Times	2 7 Times	2 7 Times	+5 Oct 7, 2018 vs NYR	10 Nov 1, 2016 vs TBL	6 Nov 14, 2016 vs TBL	30:28 Mar 27, 2014 @ TBL

Séquence de buts/Goal Streak	Séquence d'aides/Assist Streak	Séquence de points/Point Streak
-	3 Games 2 Times	5 Games (1-6-7) Jan 6-14, 2014

2023-24 Reg. Season

- Ranks 2nd among TBL d-men for hits (13), 4th for SH TOI/GP (1:38)
- Tallied an assist and threw 3 hits Nov. 6 at TOR
- Rated +1, blocked 1 shot in 14:02 TOI Nov. 4 at OTT
- Notched his first point as a Bolt (assist) Oct. 26 vs SJS
- Logged season-high 18:46 TOI Oct. 19 vs VAN
- Made Lightning debut Oct. 10 vs NSH

2022-23 Reg. Season

- Registered 12 points (2g, 10a) in 53 games with CAR, Ranked sixth on the team in hits (84) and in blocked shots (49)

Career

- Won a Silver medal with team Canada at the 2010 and 2011 World Junior Championships and in 2017 at the World Championship
- Named to the CHL's Top Prospect Game and OHL All-Star game in 2008-09
- Named the CJHL's Rookie of the Year in 2007-08
- Ranks 5th among NHL defensemen drafted in 2009 for hits (1,190), 10th for games played (582) and 14th for points (133)

#48: Nick Perbix (D)

6' 3", 202 lbs. / Jun 15, 1998 (25 years and 145 days)

Repêché/Drafted: 2017 TBL, 6th round, 14th pick (169th overall)
 Dern. but/Last Goal: APR 11, 2023 vs TORONTO (12)
 Dern. aide/Last Assist: OCT 26, 2023 vs SAN JOSE (3)
 Career Shootouts: 0/0 (0%), 0 GDG

Saison régulière / Regular Season	PJ/GP	B/G	A/A	P/P	+/-	PUN/PIM
	11	0	3	3	3	2
En carrière en saison régulière / Regular Season Career	80	5	18	23	14	24
En carrière en saison régulière vs adversaire / Regular Season Career vs. Opp	3	0	1	1	1	4

Sommets 2023-24 / 2023-24 Highs:	Buts/Goals	Aides/Assists	Points/Points	+/-	PUN/PIM	Lancers/Shots	TG/TOI
	-	2 Oct 26, 2023 vs SJS	2 Oct 26, 2023 vs SJS	+3 Oct 26, 2023 vs SJS	2 Oct 10, 2023 vs NSH	3 Oct 17, 2023 @ BUF	18:51 Oct 26, 2023 vs SJS
	Séquence de but/Goal Streak	Séquence d'aides/Assist Streak	Séquence de points/Point Streak				
	-	-	-				
Sommes en carrière en saison régulière / Regular Season Career Highs:	Buts/Goals	Aides/Assists	Points/Points	+/-	PUN/PIM	Lancers/Shots	TG/TOI
	1 5 Times	3 2 Times	3 2 Times	+3 4 Times	4 Dec 28, 2022 vs MTL	7 Jan 10, 2023 vs CBJ	22:43 Dec 15, 2022 vs CBJ
	Séquence de but/Goal Streak	Séquence d'aides/Assist Streak	Séquence de points/Point Streak				
	2 Games (2 Goals) Nov 11-13, 2022	2 Games (3 Assists) Jan 12-14, 2023	4 Games (3-2-5) Nov 5-13, 2022				

2023-24 Reg. Season

- 4th on TBL for BkS (16), 4th among TBL D-men for pts (3), 5th for SOG (8)
- Threw 2 hits in 10:59 TOI Nov. 6 at TOR
- Had 2 SOG & 2 BkS Nov. 2 at CBJ
- Tallied 2 assists Oct. 26 vs SJS (6th career multi-pt game)
- Notched an assist & tied career-high w/ 6 BkS Oct. 19 vs VAN

2022-23 Reg. Season

- Scored 5 goals and tallied 20 pts. in 69 games in rookie season & became 1st TBL rookie D-man to have multiple 3+ pt. games
- Made NHL debut Oct. 18 vs. PHI, notched 1st NHL pt. (assist) Oct. 26 at ANA, scored 1st NHL goal (GWG) Nov. 5 vs BUF
- Led NHL rookie D-men for +/- (+11), T-2nd for G's (5), T-1st for GWGs (2), 5th for A's (15) & pts (20) & 3rd among TBL D-men for G's & pts

Career

- Signed a 2-year contract extension beginning with the 2023-24 season on 1/2/23
- Member of the USA Olympic team for 2022 Winter Olympics & notched an assist in 4 GP
- Represented team USA at the 2023 World Championship

#51: Austin Watson (L)

6' 4", 209 lbs. / Jan 13, 1992 (31 years and 298 days)

Repêché/Drafted: 2010 NSH, 1st round, 18th pick (18th overall)
 Acquis/Acquired: Signed a one-year deal with Tampa Bay on October 9, 2023
 Dern. but/Last Goal: MAR 30, 2023 vs PHILADELPHIA (8)
 Dern. aide/Last Assist: NOV 10, 2022 @ NEW JERSEY (66)
 Career Shootouts: 0/0 (0%), 0 GDG

	PJ/GP	B/G	A/A	P/P	+/-	PUN/PIM
Saison régulière / Regular Season	4	0	0	0	-2	10
En carrière en saison régulière / Regular Season Career	486	58	56	114	-7	622
En carrière en saison régulière vs adversaire / Regular Season Career vs. Opp	16	4	1	5	2	13

Sommets 2023-24 / 2023-24 Highs:	Buts/Goals	Aides/Assists	Points/Points	+/-	PUN/PIM	Lancers/Shots	TG/TOI
	-	-	-	0 2 Times	5 2 Times	3 Nov 4, 2023 @ OTT	8:01 Oct 15, 2023 @ OTT
	Séquence de but/Goal Streak	Séquence d'aides/Assist Streak	Séquence de points/Point Streak				
	-	-	-				
Sommes en carrière en saison régulière / Regular Season Career Highs:	Buts/Goals	Aides/Assists	Points/Points	+/-	PUN/PIM	Lancers/Shots	TG/TOI
	3 Nov 25, 2018 vs ANA	2 4 Times	4 Oct 31, 2019 vs CGY	+4 Nov 10, 2015 vs OTT	22 Dec 16, 2017 @ CGY	6 2 Times	18:39 Mar 8, 2018 vs ANA
	Séquence de but/Goal Streak	Séquence d'aides/Assist Streak	Séquence de points/Point Streak				
	3 Games (3 Goals) Jan 8-12, 2017	3 Games (3 Assists) Jan 19-23, 2019	4 Games (3-1-4) Jan 8-14, 2017				

2023-24 Reg. Season

- Threw 3 hits and had 1 SOG in 3:30 TOI Nov. 6 at TOR
- Had 3 SOG, 2 hits, 1 blocked shot and fought Nov. 4 at OTT
- Fought Zemgus Girgensens and threw 2 hits Oct. 17 at BUF
- Made TBL debut against former team and dished out 3 hits Oct. 15 at OTT

2022-23 Reg. Season

- Played 75 games for the Ottawa Senators last season, recording nine goals and 11 points
- Ranked T-1st on the Senators for shorthanded goals (3)
- Ranked third on the Senators for hits (165)
- Blocked 61 shots, the most among Ottawa forwards and 7th among all Ottawa skaters

Career

- Has played nine seasons in the NHL between the Senators and Nashville Predators, tallying 58 goals and 114 points over 486 games.

#64: Tyler Motte (C)

5' 10", 194 lbs. / Mar 10, 1995 (28 years and 242 days)

Repêché/Drafted: 2013 CHI, 4th round, 30th pick (121st overall)
 Acquis/Acquired: Signed by Tampa Bay as a free agent on
 September 9, 2023
 Dern. but/Last Goal: APR 5, 2023 vs TAMPA BAY (6)
 Dern. aide/Last Assist: APR 8, 2023 @ COLUMBUS (4)
 Career Shootouts: 0/0 (0%), 0 GDG

	PJ/GP	B/G	A/A	P/P	+/-	PUN/PIM
Saison régulière / Regular Season	2	0	0	0	0	0
En carrière en saison régulière / Regular Season Career	333	43	38	81	-19	82
En carrière en saison régulière vs adversaire / Regular Season Career vs. Opp	17	2	2	4	1	6

Sommets 2023-24 / 2023-24 Highs:	Buts/Goals	Aides/Assists	Points/Points	+/-	PUN/PIM	Lancers/Shots	TG/TOI
	-	-	-	0 2 Times	-	3 Nov 6, 2023 @ TOR	16:36 Nov 6, 2023 @ TOR

Séquence de buts/Goal Streak	Séquence d'aides/Assist Streak	Séquence de points/Point Streak
-	-	-

Sommes en carrière en saison régulière / Regular Season Career Highs:	Buts/Goals	Aides/Assists	Points/Points	+/-	PUN/PIM	Lancers/Shots	TG/TOI
	2 3 Times	1 38 Times	2 7 Times	+3 2 Times	6 Oct 24, 2016 vs CGY	7 Apr 5, 2023 vs TBL	21:45 Oct 3, 2018 vs CGY

Séquence de buts/Goal Streak	Séquence d'aides/Assist Streak	Séquence de points/Point Streak
2 Games (3 Goals) Jan 25-27, 2021	4 Games (4 Assists) Oct 18-24, 2022	4 Games (2-4-6) Oct 18-24, 2022

2023-24 Reg. Season

- Made return from injury Nov. 6 at TOR; Took 3 SOG, threw 3 hits, had 1 blocked shot, 1 takeaway

2023 Stanley Cup Playoffs

- Saw action in seven playoff games against New Jersey
- Averaged 11:49 TOI and took 10 shots on goal
- Ranked 2nd among NYR forwards for average shorthanded TOI (2:16)

2022-23 Reg. Season

- Played in 62 games between the Senators and Rangers
- Began the season with Ottawa, playing 38 games and posting 3 goals and 6 assists
- Before being traded to the Rangers, Motte led all Senators skaters in blocked shots per 60 (5.01)
- Skated in 24 games with New York and tallied 10 pts. (5g, 5a) & set career highs for assists (11) and scoring (19)

Career

- Has played for Rangers, Senators, Canucks, Blue Jackets, Blackhawks and now the Lightning
- Played three seasons with the Univ. of Michigan and was a Hobey Baker finalist in 2015-16

#71: Anthony Cirelli (C)

6' 1", 190 lbs. / Jul 15, 1997 (26 years and 115 days)

Repêché/Drafted: 2015 TBL, 3rd round, 11th pick (72nd overall)
 Dern. but/Last Goal: OCT 15, 2023 @ OTTAWA (9)
 Dern. aide/Last Assist: NOV 4, 2023 @ OTTAWA (1)
 Career Shootouts: 0/2 (0%), 0 GDG

	PJ/GP	B/G	A/A	P/P	+/-	PUN/PIM
Saison régulière / Regular Season	12	1	4	5	-1	2
En carrière en saison régulière / Regular Season Career	364	78	115	193	91	185
En carrière en saison régulière vs adversaire / Regular Season Career vs. Opp	15	3	5	8	3	12

Sommets 2023-24 / 2023-24 Highs:	Buts/Goals	Aides/Assists	Points/Points	+/-	PUN/PIM	Lancers/Shots	TG/TOI
	1	1	1	+2	2	4	21:50
	Oct 15, 2023 @ OTT	4 Times	5 Times	2 Times	Oct 14, 2023 @ DET	2 Times	Oct 24, 2023 vs CAR

Séquence de buts/Goal Streak	Séquence d'aides/Assist Streak	Séquence de points/Point Streak
-	-	3 Games (1-2-3) Oct 14-17, 2023

Sommes en carrière en saison régulière / Regular Season Career Highs:	Buts/Goals	Aides/Assists	Points/Points	+/-	PUN/PIM	Lancers/Shots	TG/TOI
	3	3	3	+4	17	9	25:22
	Jan 17, 2020 @ WPG	Oct 10, 2019 @ TOR	4 Times	2 Times	Nov 15, 2021 vs NYI	Oct 21, 2018 @ CHI	Nov 18, 2021 @ PHI

Séquence de buts/Goal Streak	Séquence d'aides/Assist Streak	Séquence de points/Point Streak
4 Games (5 Goals) Dec 6-13, 2018	4 Games (4 Assists) Jan 29 - Feb 4, 2020	6 Games (5-4-9) Nov 16-27, 2019

2023-24 Reg. Season

- Leads TBL with a 56.3% faceoff win percentage (min: 100 faceoffs) & ranks 2nd among TBL fwds with 2:47 SH TOI/GP
- Won 7/8 faceoffs and took 2 SOG Nov. 6 at TOR
- Notched an assist and blocked 2 shots Nov. 4 at OTT
- Registered season-high 21:50 TOI and won 10/19 faceoffs Oct. 24 vs CAR
- Took 2 SOG and won 7/13 FOs Oct. 21 vs TOR

2022-23 Reg. Season Highlights

- Ranked 8th on TBL for assists (18), 9th for goals (11), 10th for pts (29), 3rd for FOWs (427) & led TBL fwds for SH TOI/GP (2:21)
- Made season debut Dec. 3 vs TOR after offseason shoulder surgery

Career

- Signed 8-yr. contract extension beginning w/ 2023-24 season on 7/13/22
- Named to 2019 NHL All-Rookie Team & finished 4th in Selke Trophy voting in 2020, 5th in 2022
- Scored 2x, including OT GWG, in final game of 2015 Memorial Cup
- Notched 3-1--4 pts in 10 GP for Canada at 2019 World Championship (Silver)

#73: Conor Sheary (L)

5' 8", 179 lbs. / Jun 8, 1992 (31 years and 152 days)

Acquis/Acquired: Signed as free agent, Dec. 22, 2020
 Dern. but/Last Goal: NOV 2, 2023 @ COLUMBUS (2)
 Dern. aide/Last Assist: OCT 26, 2023 vs SAN JOSE (4)
 Career Shootouts: 1/4 (25%), 1 GDG

	PJ/GP	B/G	A/A	P/P	+/-	PUN/PIM
Saison régulière / Regular Season	12	1	2	3	-3	4
En carrière en saison régulière / Regular Season Career	543	121	134	255	5	116
En carrière en saison régulière vs adversaire / Regular Season Career vs. Opp	16	4	5	9	-2	4

Sommets 2023-24 / 2023-24 Highs:	Buts/Goals	Aides/Assists	Points/Points	+/-	PUN/PIM	Lancers/Shots	TG/TOI
	1	1	1	+2	2	2	15:23
	Nov 2, 2023 @ CBJ	2 Times	3 Times	Oct 26, 2023 vs SJS	2 Times	3 Times	Nov 4, 2023 @ OTT

Séquence de but/Goal Streak	Séquence d'aides/Assist Streak	Séquence de points/Point Streak
-	-	-

Sommes en carrière en saison régulière / Regular Season Career Highs:	Buts/Goals	Aides/Assists	Points/Points	+/-	PUN/PIM	Lancers/Shots	TG/TOI
	2	3	3	+3	6	8	21:37
	16 Times	Mar 19, 2017 vs FLA	6 Times	10 Times	Mar 8, 2017 @ WPG	Mar 11, 2017 @ VAN	Mar 23, 2017 @ OTT

Séquence de but/Goal Streak	Séquence d'aides/Assist Streak	Séquence de points/Point Streak
3 Games (3 Goals) Nov 3-8, 2018	5 Games (7 Assists) Dec 23, 2022 - Jan 3, 2023	5 Games (1-7-8) Dec 23, 2022 - Jan 3, 2023

2023-24 Reg. Season

- Ranks 4th among TBL fwds for blocked shots (8)
- Took 1 SOG Nov. 6 at TOR
- Took 2 SOG in season high 15:23 TOI Nov. 4 at OTT
- Made Lightning debut Oct. 10 vs NSH, notched first pt. as a Bolt Oct. 19 vs VAN, scored 1st goal as a Bolt Nov. 2 at CBJ

2022-23 Reg. Season

- Played 82 regular season games for the first time in his NHL career
- Finished among the Capitals leaders in goals with 15 (4th), assists with 22 (T-6th), points with 37 (5th) & rated +9 (T-2nd)
- Ranked T-3rd in shots on goal (154), matching his career-high & ranked 4th among Capitals forwards in shorthanded time on ice (1:41)
- Scored the first shorthanded goal of his career on Oct. 24 at NJD & skated in his 500th career NHL game on Jan. 26 vs PIT

Career

- Won back-to-back Stanley Cups with the Penguins in 2016 and 2017
- Played four years at UMass-Amherst and was named captain in his Senior season
- Sheary has played for the Penguins, Sabres and Capitals

#77: Victor Hedman (D)

6' 7", 246 lbs. / Dec 18, 1990 (32 years and 324 days)

(HEHD-muhn, VIHk-tohr) Repêché/Drafted: 2009 TBL, 1st round, 2nd pick (2nd overall) Dern. but/Last Goal: NOV 6, 2023 @ TORONTO Dern. aide/Last Assist: NOV 6, 2023 @ TORONTO Career Shootouts: 9/32 (28%), 4 GDG	Saison régulière / Regular Season	PJ/GP	B/G	A/A	P/P	+/-	PUN/PIM
		12	3	11	14	-1	6
	En carrière en saison régulière / Regular Season Career	986	146	520	666	156	672
	En carrière en saison régulière vs adversaire / Regular Season Career vs. Opp	44	9	36	45	24	36

Sommets 2023-24 / 2023-24 Highs:	Buts/Goals	Aides/Assists	Points/Points	+/-	PUN/PIM	Lancers/Shots	TG/TOI
	1 3 Times	2 3 Times	3 2 Times	+2 Oct 26, 2023 vs SJS	2 3 Times	4 Oct 10, 2023 vs NSH	28:19 Oct 17, 2023 @ BUF

Séquence de buts/Goal Streak	Séquence d'aides/Assist Streak	Séquence de points/Point Streak
2 Games (2 Goals) Nov 4-6, 2023	3 Games (4 Assists) Oct 10-15, 2023	3 Games (1-4-5) Oct 10-15, 2023

Sommes en carrière en saison régulière / Regular Season Career Highs:	Buts/Goals	Aides/Assists	Points/Points	+/-	PUN/PIM	Lancers/Shots	TG/TOI
	2 11 Times	4 4 Times	4 6 Times	+4 8 Times	15 Mar 31, 2012 vs WPG	10 Mar 30, 2021 vs CBJ	33:27 Dec 31, 2021 vs NYR

Séquence de buts/Goal Streak	Séquence d'aides/Assist Streak	Séquence de points/Point Streak
3 Games (3 Goals) Oct 9-13, 2014	8 Games (16 Assists) Apr 16-29, 2022	8 Games (1-16-17) Apr 16-29, 2022

2023-24 Reg. Season

- Leads TBL D-men & 2nd among NHL D-men in pts (3-11--14), 3rd among NHL d-men for assists
- Recorded 4th-hardest shot in NHL this season (101.36 mph) Oct. 15 at OTT
- Notched 2nd straight multi-pt game (1g, 2a) Nov. 6 at TOR; passed Freddy Modin (145) for 9th most goals in TBL history
- Tallied a goal and assist Nov. 4 at OTT
- Took 2 SOG in 23:09 TOI Nov. 2 at CBJ

2022-23 Reg. Season

- (9-40--49, 76 GP); Ranked 2nd on TBL for TOI/GP (23:43) & blocked shots (136)
- Skated 900th NHL game Oct. 14 at CBJ; Tallied 500th career assist (947 GP) Feb. 11 at DAL; Scored first SHG of career Mar. 25 at BOS
- Led TBL D-men for SOG (185) & average PP TOI (2:36) & ranked 2nd among TBL D-men for goals, assists (40) & pts.

Career

- NHL All-Star Game 2017, 2018, 2020, 2022
- Named to 2022 NHL 2nd All-Star Team; 2018 Norris winner; finalist 6-straight seasons 2017-22; 2020 Conn Smythe winner
- Holds TBL record for assists (65) & points (85) by D-man in single season (2021-22)

#81: Erik Cernak (D)

6' 3", 230 lbs. / May 28, 1997 (26 years and 163 days)

Repêché/Drafted: 2015 LAK, 2nd round, 13th pick (43rd overall)
 Acquis/Acquired: From Los Angeles along with G Peter Budaj, a 2017 7th round pick and a 2017 conditional pick in exchange for G Ben Bishop and a 2017 5th round pick on February 26, 2017
 Dern. but/Last Goal: MAR 30, 2023 vs WASHINGTON (16)
 Dern. aide/Last Assist: NOV 6, 2023 @ TORONTO
 Career Shootouts: 0/0 (0%), 0 GDG

	PJ/GP	B/G	A/A	P/P	+/-	PUN/PIM
Saison régulière / Regular Season	12	0	2	2	-2	6
En carrière en saison régulière / Regular Season Career	308	18	59	77	57	260
En carrière en saison régulière vs adversaire / Regular Season Career vs. Opp	12	0	4	4	0	6

Sommets 2023-24 / 2023-24 Highs:	Buts/Goals	Aides/Assists	Points/Points	+/-	PUN/PIM	Lancers/Shots	TG/TOI
	-	1 2 Times	1 2 Times	+1 2 Times	2 3 Times	4 Nov 4, 2023 @ OTT	23:16 Nov 4, 2023 @ OTT

Séquence de buts/Goal Streak	Séquence d'aides/Assist Streak	Séquence de points/Point Streak
-	-	-

Sommes en carrière en saison régulière / Regular Season Career Highs:	Buts/Goals	Aides/Assists	Points/Points	+/-	PUN/PIM	Lancers/Shots	TG/TOI
	1 18 Times	2 4 Times	3 May 5, 2021 vs DAL	+4 2 Times	10 5 Times	7 2 Times	25:22 Oct 16, 2021 @ WSH

Séquence de buts/Goal Streak	Séquence d'aides/Assist Streak	Séquence de points/Point Streak
2 Games (2 Goals) Jan 29-31, 2020	4 Games (4 Assists) Apr 14-21, 2022	4 Games (0-4-4) Apr 14-21, 2022

2023 Reg. Season

- Leads TBL D-men & T-2nd among NHL D-men for hits (28), 2nd on TBL for SH TOI/GP (2:47)
- Threw 3 hits & blocked 2 shots Nov. 6 at TOR
- Registered season highs for SOG (4) & TOI 23:16 Nov. 4 at OTT
- Notched an assist and had 2 BkS Nov. 2 at CBJ

2022-23 Reg. Season

- Notched 2 goals & 16 pts. in 70 games, set career highs for assists (14), hits (209) & blocked shots (100)
- Scored 1st career SHG Mar. 30 vs WSH
- Led TBL (T-9th in NHL) for hits and avg. SH TOI (2:59) and ranked 4th on TBL for BkS, 6th for TOI/GP (19:14)

Career

- Signed 8-yr. extension beginning w/ 2023-24 season on 7/13/22
- Netted 2021 Stanley Cup-opening goal Game 1 vs. MTL; 1st TBL player to net 1st career playoff goal in SCF
- Notched 3-2--5 pts. in 7 GP for Slovakia at 2019 World Championship
- Ranks 7th in NHL all-time among Slovakian born D-men for points (77) & 8th for GP (308)
- Led NHL rookies for hits (198), T-1st for +/- (+25) in 2018-19; Then led Erie to OHL championship in 2017; tallied 1-8--9 in 22 playoff GP

#84: Tanner Jeannot (L)

6' 2", 220 lbs. / May 29, 1997 (26 years and 162 days)

Acquis/Acquired: From Nashville in exchange for D Cal Foote, a 2025 1st-rd. pick, 2024 2nd-rd. pick and 2023 3rd, 4th and 5th rd. picks 2/26/23

Dern. but/Last Goal: OCT 30, 2023 vs SEATTLE (3)

Dern. aide/Last Assist: OCT 30, 2023 vs SEATTLE (3)

Career Shootouts: 0/0 (0%), 0 GDG

	PJ/GP	B/G	A/A	P/P	+/-	PUN/PIM
Saison régulière / Regular Season	12	2	3	5	-4	13
En carrière en saison régulière / Regular Season Career	184	37	34	71	-3	252
En carrière en saison régulière vs adversaire / Regular Season Career vs. Opp	6	1	1	2	1	5

Sommets 2023-24 / 2023-24 Highs:	Buts/Goals	Aides/Assists	Points/Points	+/-	PUN/PIM	Lancers/Shots	TG/TOI
	1	1	2	+1	5	4	16:40
	2 Times	3 Times	2 Times	2 Times	Oct 19, 2023 vs VAN	Oct 30, 2023 vs SEA	Oct 15, 2023 @ OTT

Séquence de buts/Goal Streak	Séquence d'aides/Assist Streak	Séquence de points/Point Streak
-	2 Games (2 Assists) Oct 15-17, 2023	2 Games (1-2-3) Oct 15-17, 2023

Sommes en carrière en saison régulière / Regular Season Career Highs:	Buts/Goals	Aides/Assists	Points/Points	+/-	PUN/PIM	Lancers/Shots	TG/TOI
	2	2	3	+3	12	5	24:10
	3 Times	2 Times	Mar 27, 2022 vs PHI	Dec 16, 2021 vs COL	Jan 8, 2022 @ ARI	2 Times	Dec 16, 2021 vs COL

Séquence de buts/Goal Streak	Séquence d'aides/Assist Streak	Séquence de points/Point Streak
3 Games (3 Goals) Mar 15-19, 2022	2 Games (3 Assists) Dec 9-10, 2021	3 Games (2-2-4) Dec 16-29, 2021

2023-24 Reg. Season

- Leads TBL with 37 hits (T-5th in NHL), 8th on TBL for SOG (19) T-9th for pts (5)
- Threw 3 hits and took 1 SOG Nov. 6 at TOR
- Dished out season-high 6 hits Nov. 4 at OTT
- Tallied a goal & assist Oct. 30 vs SEA (11th career multi-pt. game)

2022-23 Reg. Season

- Skated in 76 games between NSH (5-9--14, 56 GP) and TBL (1-3--4, 20 GP)
- Made TBL debut Feb. 28 vs FLA, tallied 1st point (assist) with TBL Mar. 2 vs PIT & scored 1st goal with TBL Apr. 1 vs NYI
- Ranked 6th in NHL for hits (290), T-3rd for major pens. (11) & 7th for PIMS (107) & led TBL w/ 19.38 hits per 60 mins

Career

- Made his NHL debut on March 2, 2021 vs. CAR & scored 1st career goal vs TBL w/ NSH April 13, 2021
- Was 1 of 3 skaters to appear in the NHL, AHL and ECHL in 2020-21
- Had 52 points (22g-30a) in 107 career AHL games with Milwaukee and Chicago

#86: Nikita Kucherov (R)

5' 11", 182 lbs. / Jun 17, 1993 (30 years and 143 days)

Repêché/Drafted: 2011 TBL, 2nd round, 28th pick (58th overall)
 Dern. but/Last Goal: NOV 6, 2023 @ TORONTO
 Dern. aide/Last Assist: NOV 6, 2023 @ TORONTO
 Career Shootouts: 12/43 (28%), 4 GDG

	PJ/GP	B/G	A/A	P/P	+/-	PUN/PIM
Saison régulière / Regular Season	12	9	11	20	-2	6
En carrière en saison régulière / Regular Season Career	656	285	464	749	125	325
En carrière en saison régulière vs adversaire / Regular Season Career vs. Opp	32	12	22	34	14	8

Sommets 2023-24 / 2023-24 Highs:	Buts/Goals	Aides/Assists	Points/Points	+/-	PUN/PIM	Lancers/Shots	TG/TOI
	2 4 Times	4 Nov 4, 2023 @ OTT	5 Nov 4, 2023 @ OTT	+1 6 Times	2 3 Times	8 Oct 30, 2023 vs SEA	25:57 Oct 17, 2023 @ BUF

Séquence de buts/Goal Streak	Séquence d'aides/Assist Streak	Séquence de points/Point Streak
2 Games (4 Goals) Oct 19-21, 2023	3 Games (3 Assists) Oct 21-26, 2023	4 Games (4-3-7) Oct 19-26, 2023

Sommes en carrière en saison régulière / Regular Season Career Highs:	Buts/Goals	Aides/Assists	Points/Points	+/-	PUN/PIM	Lancers/Shots	TG/TOI
	3 4 Times	4 2 Times	5 4 Times	+4 5 Times	15 Mar 14, 2015 vs WPG	11 Feb 17, 2018 vs NJD	27:09 Mar 25, 2019 vs BOS

Séquence de buts/Goal Streak	Séquence d'aides/Assist Streak	Séquence de points/Point Streak
8 Games (10 Goals) Apr 14-28, 2022	8 Games (8 Assists) Feb 18 - Mar 4, 2023	19 Games (14-17-31) Jan 14 - Feb 29, 2020

2023-24 Reg. Season

- T-1st in NHL for pts. (9-11--20), T-2nd for PPGs (4), leads TBL fwds TOI/GP (21:03)
- Tied TBL record 4 pts in a per. (2g,2a) Nov. 6 at OTT; 16th 3-pt. per., tying Martin St. Louis for the most in TBL hist.
- Tied career-high 5 pt. game (1-4--5) Nov. 4 at OTT; Passed Lecvalier (3) for most 5-pt. games in TBL hist.

2022-23 Reg. Season

- 1/3 NHLers to post multiple pt. streaks of 11+ GP
- Tallied pts. in TBL record 24-straight home games (7-36--43) Nov. 25-Mar. 11
- Ranked 4th in NHL for P/GP at home (1.61) & PP pts. (50), ranked 3rd for pts. (113) & 2nd for assists (30-83--111)

Career

- Won Hart, Art Ross & Ted Lindsay in 2019 & has skated in 4 NHL All-Star Games: 2017, 2018, 2019, 2023
- 128 pts. in 2018-19 most ever by Russian winger
- 3rd NHLer to record back-to-back 30+ pt. playoff seasons (2020 & 2021), joining Lemieux, Gretzky
- 34 pts. in '20 Playoffs most in NHL since '09 & 27 assists in '20 Playoffs 5th-most all time in NHL; Led TBL in playoff scoring 4 straight years (2020-2023)

#91: Steven Stamkos (C)

6' 1", 193 lbs. / Feb 7, 1990 (33 years and 273 days)

(STAM-kohs, STEE-vehn) Repêché/Drafted: 2008 TBL, 1st round, 1st pick (1st overall) Dern. but/Last Goal: NOV 2, 2023 @ COLUMBUS (2) Dern. aide/Last Assist: NOV 6, 2023 @ TORONTO Career Shootouts: 21/59 (36%), 11 GDG	Saison régulière / Regular Season	PJ/GP	B/G	A/A	P/P	+/-	PUN/PIM
		10	4	8	12	-2	4
	En carrière en saison régulière / Regular Season Career	1013	519	549	1068	65	601
	En carrière en saison régulière vs adversaire / Regular Season Career vs. Opp	47	23	20	43	12	29

Sommets 2023-24 / 2023-24 Highs:	Buts/Goals 2 Oct 14, 2023 @ DET	Aides/Assists 1 8 Times	Points/Points 3 Oct 14, 2023 @ DET	+/- +1 4 Times	PUN/PIM 2 2 Times	Lancers/Shots 7 Oct 19, 2023 vs VAN	TG/TOI 20:23 Oct 10, 2023 vs NSH
	Séquence de buts/Goal Streak -	Séquence d'aides/Assist Streak 4 Games (4 Assists) Oct 10-21, 2023	Séquence de points/Point Streak 4 Games (2-4-6) Oct 10-21, 2023				
Sommes en carrière en saison régulière / Regular Season Career Highs:	Buts/Goals 3 11 Times	Aides/Assists 3 12 Times	Points/Points 5 Mar 3, 2018 vs PHI	+/- +5 Apr 24, 2013 vs TOR	PUN/PIM 19 Mar 30, 2018 @ NYR	Lancers/Shots 12 Oct 13, 2014 vs MTL	TG/TOI 27:35 Mar 22, 2012 vs EDM
	Séquence de buts/Goal Streak 7 Games (9 Goals) Feb 13 - Mar 11, 2010	Séquence d'aides/Assist Streak 8 Games (16 Assists) Apr 14-28, 2022	Séquence de points/Point Streak 18 Games (17-16-33) Jan 19 - Mar 11, 2010				

2023-24 Reg. Season

- 1st on TBL for PP TOI/GP (3:40), T-2nd for PP pts (7), 3rd for SOG (30), T-4th on TBL for pts (4-8--12)
- Notched an assist and took 4 SOG Nov. 6 at TOR; has 4 pts. (1-3--4) over last 3 GP
- Had an assist, 4 SOG and won 2/3 FO's Nov 4. at OTT
- Tallied a goal and assist Nov. 2 at CBJ

2022-23 Reg. Season

- (34-50--84, 81 GP), led TBL for faceoff wins (501) was 2nd for goals, PPGs (14), PP pts. (35), GWGs (6) and 3rd for assists & pts
- Tallied 500th assist Nov. 15 vs DAL, 1000th pt. Dec. 1 at PHI, 500th goal Jan. 18 at VAN & played 1000th NHL game Apr. 6 at NYI
- 2023 Mark Messier NHL Leadership Award Recipient

Career

- Named 10th TBL captain 3/6/14; 1 of 2 players to captain TBL to Stanley Cup (also: **Andreychuk**-2004)
- Shared Rocket Richard in 2010 (51 G) w/ Crosby; won outright in 2012 (60 G)
- 7 All-Star Games: 2011, 2012, 2015, 2016, 2018 (Alt capt.), 2019, 2022
- TBL all-time scoring, goal, PPG leader & the only player in TBL history to reach 1,000 points

#98: Mikhail Sergachev (D)

6' 3", 211 lbs. / Jun 25, 1998 (25 years and 135 days)

Repêché/Drafted: 2016 MTL, 1st round, 9th pick (9th overall)

Acquis/Acquired: From Montreal along with a conditional 2018 2nd

round draft pick in exchange for F Jonathan Drouin and a

conditional 2018 6th round draft pick on June 15, 2017

Dern. but/Last Goal: APR 11, 2023 vs TORONTO (13)

Dern. aide/Last Assist: NOV 6, 2023 @ TORONTO

Career Shootouts: 1/3 (33%), 0 GDG

	PJ/GP	B/G	A/A	P/P	+/-	PUN/PIM
Saison régulière / Regular Season	12	0	6	6	-9	8
En carrière en saison régulière / Regular Season Career	453	46	198	244	54	274
En carrière en saison régulière vs adversaire / Regular Season Career vs. Opp	17	0	6	6	-4	13

Sommets 2023-24 / 2023-24 Highs:	Buts/Goals	Aides/Assists	Points/Points	+/-	PUN/PIM	Lancers/Shots	TG/TOI
	-	2 Oct 26, 2023 vs SJS	2 Oct 26, 2023 vs SJS	+1 3 Times	2 4 Times	3 Oct 30, 2023 vs SEA	26:26 Oct 17, 2023 @ BUF

Séquence de but/Goal Streak	Séquence d'aides/Assist Streak	Séquence de points/Point Streak
-	3 Games (4 Assists) Oct 21-26, 2023	3 Games (0-4-4) Oct 21-26, 2023

Sommes en carrière en saison régulière / Regular Season Career Highs:	Buts/Goals	Aides/Assists	Points/Points	+/-	PUN/PIM	Lancers/Shots	TG/TOI
	2 2 Times	3 3 Times	4 Nov 13, 2022 vs WSH	+4 2 Times	10 Nov 14, 2019 vs NYR	9 Mar 11, 2021 @ DET	30:52 Dec 29, 2022 vs NYR

Séquence de but/Goal Streak	Séquence d'aides/Assist Streak	Séquence de points/Point Streak
3 Games (4 Goals) Oct 19-24, 2017	4 Games (6 Assists) Nov 13-19, 2022	5 Games (4-4-8) Oct 17-26, 2017

2023-24 Reg. Season

- Leads TBL with 26 blocked shots, Ranks 2nd for TOI/GP (23:29)
- Tallied an assist, threw 1 hit, blocked 1 shot Nov. 6 at TOR
- Blocked 3 shots, had 1 hit and 1 SOG Nov. 4 at OTT
- Had 2 SOG and 1 Tka Nov. 2 at CBJ
- Notched 2 assists and blocked 2 shots Oct. 26 vs SJS

2022-23 Reg. Season

- Became 4th D-man in TBL history to post 60+ pts.
- Set career highs for G's (10), A's (54) & pts (64) in 79 GP, also set career highs for TOI/GP (23:49), SOG (156) & Bks (149)
- Ranked 8th among NHL D-men for assists and 10th for points, led TBL for BkS and TOI/GP
- Had 4 points (2g, 2a) in 1st per., tied NHL record for pts. in a per. by a D-man Nov. 13 vs WSH

Career

- Signed 8-yr. extension beginning in 2023-24 on 7/13/22
- 5th all-time among TBL D-men for goals (46), 4th for GP (448), T-3rd for pts. (243), 2nd for assists (197)
- Named OHL Most Outstanding D-man in '16 (youngest rookie winner at 17) & won '17 Mem. Cup w/ Windsor (named to Mem. Cup All-Star Team)

À SURVEILLER CE SOIR / KEEP AN EYE ON...

- Les Canadiens et le Lightning s'affrontent ce soir pour la 113e fois en saison régulière. En incluant les matchs de séries, il s'agira de la 131e confrontation entre ces deux clubs.

- *The Canadiens and Lightning are facing each other for the 113th time in regular season. Including playoff contests, this will be the 131st match-up between those two opponents.*

DERNIER MATCH / LAST GAME – STL 6 VS. MTL 3 (@ ENTERPRISE CENTER)

Buts MTL Goals – Slafkovsky (AN/PP), Gallagher, Suzuki

Buts STL Goals – Kyrrou, Thomas, Saad, Toropchenko (IN/PK), Schenn, Kapanen

Gardien MTL Goalie – Montembeault (29-34)

Gardien STL Goalie – Hofer (30-33)

Avantage numérique MTL Powerplay – 1/4

Avantage numérique STL Powerplay – 0/0

Meneurs MTL Leaders – TOI (Matheson – 21:23) ; S (Caufield – 7) ; HT (Evans, Pezzetta, Xhekaj – 2) ; BS (Guhle – 6)

MATCHS À VENIR / UPCOMING GAMES

9 NOV. @ DETROIT 19 h / 7 p.m.

11 NOV. VS. BOSTON 19 h / 7 p.m.

12 NOV. VS. VANCOUVER 19 h / 7 p.m.

14 NOV. VS. CALGARY 19h / 7 p.m.

16 NOV. VS. VEGAS 19 h / 7 p.m.

RAPPORT MÉDICAL DE LA SAISON / SEASON INJURY REPORT

Joueur Player	Date	Blessure Injury	Matchs ratés Games lost	Retour Return
K. Dach	14/10/2023	Genou / Knee	9	-
C. Dvorak	-	Genou / Knee	10	04/11/2023
K. Guhle	17/10/2023	Haut du corps / Upper-body	4	28/10/2023
C. Price	-	Genou / Knee	11	-
D. Savard	23/10/2023	Main / Hand	6	-
C. Wideman	-	Dos / Back	11	-

RÉAFFECTATIONS, SIGNATURES ET TRANSACTIONS / ROSTER MOVES, SIGNINGS AND TRANSACTIONS

Les Canadiens ont cédé le défenseur Gustav Lindström au Rocket de Laval (04/11)

The Canadiens have loaned defenseman Gustav Lindström to the Laval Rocket (11/04)

Les Canadiens ont rappelé le défenseur Gustav Lindström du Rocket de Laval (24/10)

The Canadiens have recalled defenseman Gustav Lindström from the Laval Rocket (10/24)

Les Canadiens ont rappelé l'attaquant Joel Armia du Rocket de Laval (21/10)

The Canadiens have recalled forward Joel Armia from the Laval Rocket (10/21)

Les Canadiens ont placé l'attaquant Joel Armia et le défenseur Gustav Lindström au ballottage (08/10)

The Canadiens have placed forward Joel Armia and defenseman Gustav Lindström on waivers (10/08)

Les Canadiens ont prêté le défenseur Logan Mailloux au Rocket de Laval (04/10)

The Canadiens have loaned defenseman Logan Mailloux to the Laval Rocket (10/04)

NOTES DES CANADIENS / CANADIENS NOTES

STATISTIQUES D'ÉQUIPE / TEAM STATISTICS – AVANT LES MATCHS DU 06/11 – BEFORE GAMES ON 11/06

PTS (12 – 14e/14th)

V/W (5 – 13e/13th)

BP/GF (32 – 20e/20th)

BC/GA (37 – 20e/20th)

Tirs-PM/Shots-PG (30.2 – 21e/21st)

Tirs accordés-PM/Shots allowed-PG (35.2 – 29e/29th)

MÉ/Hits (220 – 5e/5th)

MP/PIM (159 – 4e/4th)

AN/PP (20.5% – 14e/14th)

DN/PK (75.0% – 24e/24th)

LES CANADIENS CONTRE CHAQUE DIVISION L'AN DERNIER / THE HABS VS. EVERY DIVISION LAST SEASON

Adversaire <i>Opponent</i>	Fiche <i>Record</i>	PTS	Buts pour* <i>Goals for *</i>	Buts contre* <i>Goals against*</i>
Atlantique	6-19-1	13	59	117
Centrale	8-6-2	18	52	53
Métropolitaine	11-11-2	24	75	83
Pacifique	6-9-1	13	46	54
Total	31-45-6	68	232	307

*Inclut les buts en fusillade / *Includes the shootout goals*

LES CANADIENS CONTRE CHAQUE DIVISION CETTE SAISON / THE HABS VS. EVERY DIVISION THIS SEASON

Division	Fiche <i>Record</i>	PTS	Buts pour* <i>Goals for *</i>	Buts contre* <i>Goals against*</i>
Atlantique	1-0-1	3	8	7
Centrale	2-3-0	4	14	19
Métropolitaine	2-1-0	4	9	10
Pacifique	0-0-1	1	2	3
Total	5-4-2	12	33	39

*Inclut les buts en fusillade / *Includes the shootout goals*

MARTIN ST-LOUIS EN CHIFFRES / MARTIN ST. LOUIS' NUMBERS...

Matches/*Games* : 130

Victoires/*Wins* : 50

Fiche : 50-68-12

Points de classement/*Standing points* : 112

CANADIENS VS. TAMPA BAY

À vie / All-Time

CANADIENS vs. TBL 50-47-6-9 (112 PJ / GP)

Dom. / Home 26-21-1-6 (54 PJ / GP)

Étr. / Away 24-26-5-3 (58 PJ / GP)

Dern. Match / Last game:

D 5-3 L @ MTL (07/01/23)

S. Montembeault 4-40 | B. Elliott 3-21

BG / WG: B. Hagel

10 DERNIERS MATCHS CONTRE TAMPA BAY / LAST 10 GAMES VS. TAMPA BAY:

21/03/23 – MTL 3 @ TBL 5

18/03/23 – MTL 3 @ TBL 5

28/12/22 – MTL 1 @ TBL 4

17/12/22 – TBL 5 @ MTL 1

02/04/22 – MTL 5 @ TBL 4 (TB/SO)

28/12/21 – MTL 4 @ TBL 5 (P/OT)

07/12/21 – TBL 3 @ MTL 2

05/03/20 – MTL 0 @ TBL 4

02/01/20 – TBL 2 @ MTL 1

28/12/19 – MTL 4 @ TBL 5

CETTE SAISON CONTRE TAMPA BAY / THIS SEASON VS. TAMPA BAY:

Match #1: 07/11/2023 @ MTL

Match #2: 31/12/2023 @ TBL

Match #3: 02/03/2024 @ TBL

Match #4: 04/04/2024 @ MTL

MEILLEURS BUTEURS CONTRE TAMPA BAY / LEADING GOAL SCORERS VS. TAMPA BAY:

- 1) Sean Monahan (7-3-10, 15 pj/gp)
- 2) Josh Anderson (5-3-8, 14 pj/gp)
- 3) Brendan Gallagher (5-8-13, 30 pj/gp)

MEILLEURS POINTEURS CONTRE TAMPA BAY / LEADING SCORERS VS. TAMPA BAY:

- 1) Brendan Gallagher (5-8-13, 30 pj/gp)
- 2) Sean Monahan (7-3-10, 15 pj/gp)
- 3) David Savard (4-6-10, 27 pj/gp)

MENEURS MINUTES DE PÉNALITÉ CONTRE TAMPA BAY / MOST PENALTY MINUTES VS. TAMPA BAY:

- 1) Josh Anderson (15, 14 pj/gp)
- 2) Michael Pezzetta (13, 6 pj/gp)
- 3) Brendan Gallagher (13, 30 pj/gp)

LIENS MONTRÉAL – TAMPA BAY CONNECTIONS

- Chris Wideman (2015 à 2019) a joué avec Nicholas Paul à Ottawa.
- Kirby Dach a côtoyé Brandon Hagel et Calvin de Haan à Chicago entre 2019 et 2022.
- Tanner Pearson et Tyler Motte ont joué ensemble à Vancouver entre 2018 et 2022.
- Justin Barron (2021-2022) et Alex Newhook (2020 à 2022 ; 2022-2023) ont joué avec Jonas Johansson au Colorado.
- Mikhail Sergachev a été repêché par Montréal et a joué quatre matchs pour les Canadiens en 2016-2017.
- David Savard a joué à Tampa Bay durant la saison 2020-2021.

- *Chris Wideman (2015 to 2019) played with Nicholas Paul in Ottawa.*
- *Kirby Dach skated with Brandon Hagel and Calvin de Haan from 2019 to 2022 in Chicago.*
- *Tanner Pearson and Tyler Motte played together in Vancouver from 2018 to 2022.*
- *Justin Barron (2021-22) and Alex Newhook (2020 to 2022; 2022-23) played with Jonas Johansson in Colorado.*
- *Mikhail Sergachev was drafted by Montreal and played four games for the Canadiens in 2016-17.*
- *David Savard played in Tampa during the 2020-21 season.*

JOUEURS AVEC LE PLUS DE MATCHS AVEC LES CANADIENS / PLAYERS WITH THE MOST GAMES WITH THE CANADIENS

Rang/Rank – Joueurs/Players – Matches/Games

26 – Jacques Laperrière – 692

27 – Brendan Gallagher – 686

28 – Elmer Lach – 664

MEILLEURS MARQUEURS DES CANADIENS / CANADIENS' ALL-TIME TOP SCORERS

Rang/Rank – Joueurs/Players – Buts/Goals

23 – Ralph Backstrom – 215

24 – Brendan Gallagher – 206

25 – Bobby Rousseau – 200

MEILLEURS PASSEURS DES CANADIENS / CANADIENS' ALL-TIME ASSIST LEADERS

Rang/Rank – Joueurs/Players – Aides/Assists

42 – Mark Recchi – 202

43 – Brendan Gallagher – 196

44 – Stéphane Richer – 196

MEILLEURS POINTEURS DES CANADIENS / CANADIENS' ALL-TIME POINT LEADERS

Rang/Rank – Joueurs/Players – Points/Points

36 – Réjean Joule – 408

37 – Brendan Gallagher – 402

38 – Bert Olmstead – 383

GARDIENS AVEC LE PLUS DE VICTOIRES AVEC LES CANADIENS / GOALTENDERS WITH THE MOST WINS IN CANADIENS HISTORY

Rang/Rank – Gardiens/Netminders – Victoires/Wins

1 – Carey Price – 361

2 – Jacques Plante – 314

3 – Patrick Roy – 289

GARDIENS AVEC LE PLUS DE JEUX BLANCS AVEC LES CANADIENS / GOALTENDERS WITH THE MOST SHUTOUTS IN CANADIENS HISTORY

Rang/Rank – Gardiens/Netminders – Blanchissages/Shutouts

1 – George Hainsworth – 75

2 – Jacques Plante – 58

3 – Carey Price – 49

FORMATION DES CANADIENS / THE MAKING OF THE CANADIENS

Repêchage / Draft (11): Cole Caufield, Jake Evans, Brendan Gallagher, Kaiden Guhle, Jordan Harris, Rafaël Harvey-Pinard, Michael Pezzetta, Cayden Primeau, Juraj Slafkovsky, Carey Price*, Jesse Ylönen.

Joueurs autonomes / Free agents (3): David Savard*, Chris Wideman*, Arber Xhekaj.

Échanges / Trades (11): Jake Allen, Josh Anderson, Joel Armia, Justin Barron, Kirby Dach*, Christian Dvorak, Alex Newhook, Michael Matheson, Sean Monahan, Tanner Pearson, Nick Suzuki.

Ballottage / Waivers (2): Johnathan Kovacevic, Samuel Montembeault.

*Blessés / Injured

RÉALISATIONS À VENIR / MILESTONE ALERT

Kirby Dach est à 1 point de son 100e en carrière dans la LNH.

***Kirby Dach** is 1 point away from his 100th in career in the NHL.*

Cole Caufield est à 5 points de son 100e en carrière dans la LNH.

***Cole Caufield** is 5 points removed from his 100th in career in the NHL.*

Jake Evans est à 3 matchs de son 200e en carrière dans la LNH.

***Jake Evans** is 3 games away from his 200th career game in the NHL.*

Johnathan Kovacevic est à 8 matchs de son 100e en carrière dans la LNH.

***Johnathan Kovacevic** is 8 games removed from his 100th in career in the NHL.*

Sean Monahan est à 8 matchs de son 700e en carrière dans la LNH.

***Sean Monahan** is 8 games removed from his 700th career game in the NHL.*

PLATEAUX ATTEINTS / MILESTONES REACHED

Jake Allen a disputé son 400e match en carrière dans la LNH, le 2 nov. à ARI.

***Jake Allen** played his 400th career game in the NHL on Nov. 2 at ARI.*

Brendan Gallagher a récolté son 400e point en carrière dans la LNH, le 2 nov. à ARI.

***Brendan Gallagher** registered his 400th career point in the NHL on Nov. 2 at ARI.*

Tanner Pearson a joué son 600e match en carrière dans la LNH, le 2 nov. à ARI.

***Tanner Pearson** played his 600th career game in the NHL on Nov. 2 at ARI.*

Nick Suzuki a disputé son 300e match en carrière dans la LNH, le 30 oct. à VGK.

***Nick Suzuki** skated in his 300th career game in the NHL on Oct. 30 at VGK.*



TAMPA BAY LIGHTNING

MEDIA NOTES

NOVEMBER 7, 2023 AT MONTREAL CANADIENS



LAST GAME

TEAM	1 ST	2 ND	3 RD	OT	FINAL
Tampa Bay	4	0	1	0	5
Toronto	1	2	2	1	6

[Game Summary](#) | [Event Summary](#)

The Tampa Bay Lightning got out to a 4-1 lead through the opening 20 minutes, but fell to the Toronto Maple Leafs in a 6-5 overtime loss Monday night at Scotiabank Arena...The Bolts fell to 5-3-4 on the season with a road record of 1-3-2 and an overtime record of 0-4...Matthew Knies opened the scoring with his third goal of the season 3:42 into the first period...**Victor Hedman** tied the game just 35 seconds later when **Brayden Point** found **Nikita Kucherov**, who sent a pass across the offensive zone for Hedman to fire home his third goal of the season to the far post...Kucherov gave the Lightning a 2-1 lead 1:54 later when he took a pass from **Brandon Hagel** and beat Ilya Samsonov for his eighth goal of the season with **Mikhail Sergachev** recording the secondary helper...Kucherov made it 3-1 5:16 later with a power-play goal, hammering a one-timer past Samsonov with Hedman and **Steven Stamkos** picking up the assists...Point added a second power-play goal with 4:47 remaining in the first when he took a pass from Kucherov and fired a shot to the left post for his sixth goal of the season with Hedman collecting the secondary helper...After giving up back-to-back goals to Auston Matthews in the second period (2:22, 5:42), the Bolts surrendered the first two goals of the third period to Calle Jarnkrok (1:55) and Mitch Marner (2:03) to go down 5-4 with 17:57 remaining in regulation...Hagel made it 5-5 and earned a point for the Lightning when he jumped on a loose puck behind Joseph Woll with 2:26 remaining and pushed it over the goal line for his seventh goal of the year with **Calvin de Haan** and **Erik Cernak** logging the assists...Jarnkrok scored the game-winning goal 46 seconds into overtime...**Jonas Johansson** made 27 saves on 33 shots against in the defeat.

TONIGHT'S MATCHUP

The Lightning and Canadiens are playing the first of four matchups this season and the first of two meetings at Bell Centre...The Bolts posted a 3-1-0 record vs. MTL last season with a road record of 1-1-0 and a home record of 2-0-0...Tampa Bay outscored MTL by a combined total of 16-8 in the four meetings last season...**Brandon Hagel** (6-1-7) led the Lightning in goals and points vs. MTL last season, while **Nikita Kucherov** (1-4-5) and **Mikhail Sergachev** (0-4-4) were tied for the team lead in assists...Hagel has found the scoresheet in four of his seven career games vs. MTL (6-2-8)...Kucherov has picked up points in 15 of his last 18 contests vs. MTL (10-16-26) with 10 multi-point efforts during that span...Kucherov has pointed in seven of his last nine games at MTL (5-7-12)...**Steven Stamkos** has found the scoresheet in 16 of his last 18 contests vs. MTL (10-12-22)...Stamkos has pointed in nine straight games at MTL (5-7-12)...Sergachev is riding a three-game point streak vs. MTL (0-4-4)...**Brayden Point** has picked up points in three straight games vs. MTL (3-1-4) and has pointed in seven of the last eight meetings (6-4-10)...**Victor Hedman** has found the scoresheet in seven of his last eight contests vs. MTL (3-8-11)...**Anthony Cirelli** has picked up points in six of his last nine games vs. MTL (3-4-7)...Tampa Bay is 7-2-1 in their last 10 games at MTL and 8-1-1 in the last 10 meetings overall...The Lightning are 56-39-11 with six ties all-time vs. MTL, including a road record of 27-24-3 with one tie...Hedman (9-36-45) holds the Bolts franchise record for career assists and points vs. MTL, while Stamkos (23-20-43) leads the way in goals.

TBL ALL-TIME POINT LEADERS VS. MTL

1. **Victor Hedman** - 45 pts. (9-36-45, 44 GP)
2. **Steven Stamkos** - 43 pts. (23-20-43, 47 GP)
3. Vincent Lecavalier - 42 pts. (19-23-42, 53 GP)
4. Martin St. Louis - 40 pts. (18-22-40, 48 GP)
5. **Nikita Kucherov** - 34 pts. (12-22-34, 32 GP)

INJURIES

PLAYER	INJURY	STATUS	GAMES MISSED
Andrei Vasilevskiy	Back	Out	12

2023-24 Total Man Games Lost: 24

TRANSACTIONS

DATE	PLAYER	MOVE
November 5, 2023	Waltteri Merela	Assigned to AHL Syracuse
November 2, 2023	Haydn Fleury	Assigned to AHL Syracuse (conditioning)

KLUTCHEROV


Tampa Bay forward **Nikita Kucherov** scored two goals and added two assists Nov. 6 at TOR for his second-straight game with four or more points (also: 1-4-5, Nov. 4 at OTT)...Kucherov recorded all four points in the first period, tying the Bolts franchise record for most points in a single period (also: Dan Boyle, Pavel Kubina, Vincent Lecavalier, **Mikhail Sergachev**, Martin St. Louis)...Kucherov has recorded 23 career games with four or more points, the most by any skater in Lightning franchise history...Kucherov has collected three or more points in a single period 16 times, tied with St. Louis for the most in Tampa Bay franchise history...Kucherov (9-11-20) has picked up points in eight of his 12 contests this season and his 20 points are tied for the second-most among all NHL skaters (also: Jack Hughes)...Kucherov's nine goals and four power-play goals are both tied for the second-most among all NHL skaters, while his nine power-play points are tied for fourth...Kucherov's 11 assists are tied for the most among all Lightning skaters (also: **Victor Hedman**, 3-11-14) and tied for the seventh-most in the NHL...Kucherov's 53 shots on goal are tied with Nathan MacKinnon for the sixth-most among all NHL skaters...Kucherov leads all Tampa Bay skaters in goals, points, power-play goals, power-play points and shots...Since the start of the 2021-22 season, only Connor McDavid (32-89-121) and Leon Draisaitl (59-50-109) have recorded more power-play points than Kucherov (21-68-89).




Nikita Kucherov trails only Elias Pettersson (VAN) for the NHL lead in scoring.

Last season, Kucherov's 50 power-play points (8-42-50) ranked fourth among all NHL skaters and were the most power-play points recorded in a single season in Lightning franchise history...Last year, Kucherov's 113 points (30-83-113) were the second-most points recorded in a single season in Tampa Bay franchise history (most: Kucherov, 41-87-128, 2018-19)...Kucherov is one of just 10 players in NHL history to record multiple 30-goal, 80-assist seasons, (also: Gretzky, 14x; Lemieux, 6x; Orr, 5x; Coffey, 4x; Savard 3x; Dionne, 2x; Jagr, 2x; Oates, 2x; Stastny, 2x)... Since his first full season in 2014-15, Kucherov has averaged 1.21 points per game, trailing only McDavid (1.49) for the highest point per game average during that span (min. 500 GP).


NHL POINT PER GAME LEADERS SINCE 2014-15 (MIN. 500 GP)




Connor McDavid
1.49 P/GP



Nikita Kucherov
1.21 P/GP



Leon Draisaitl
1.17 P/GP



Sidney Crosby
1.14 P/GP

GAME POINT



No Lightning skater has scored more goals since the start of the 2020-21 season than Brayden Point.

After scoring his second career hat trick and adding an assist for a four-point night Nov. 4 at OTT, Bolts forward **Brayden Point** followed up his effort with another multi-point game Nov. 6 at TOR, posting one goal and one assist...Point (6-10-16) has the second-most points among all Tampa Bay skaters (most: **Nikita Kucherov**, 9-11-20) and ranks third on the team in both goals and assists...Point's three power-play goals are tied with **Nick Paul** for the second-most among all Lightning skaters (most: Kucherov, 4) and his seven power-play points are tied with **Steven Stamkos**, also for the second-most on the team (most: Kucherov, 9)...Since the start of the 2020-21 season, Point has recorded 217 points in 216 games (108-109-217), trailing only Stamkos (97-139-236) for the most points and ranking first in goals among all Tampa Bay skaters during that span.

TBL POINT LEADERS SINCE 2020-21

1. Steven Stamkos - 236 points (97-139-236, 210 GP)
- 2. Brayden Point - 217 points (108-109-217, 216 GP)**
3. Nikita Kucherov - 202 points (64-138-202, 141 GP)
4. Victor Hedman - 193 points (41-152-193, 224 GP)
5. Alex Killorn - 156 points (67-89-156, 220 GP)

Point played in all 82 games in 2022-23 and finished the season with 95 points (51-44-95), becoming just the third player in Lightning franchise history to score 50 goals in a single season (also: Stamkos, 2x; Vincent Lecavalier, 1x)...Point is one of just five players in Bolts franchise history to record multiple 90-point seasons (also: Stamkos, 5x; Martin St. Louis, 4x; Kucherov, 3x; Lecavalier, 2x)...Among all NHL skaters, Point finished last season ranking fifth in goals, tied for third in power-play goals (20) and 14th in points.

NHL GOAL LEADERS, 2022-23

1. Connor McDavid - 64 goals (64-89-153, 82 GP)
2. David Pastrnak - 61 goals (61-52-113, 82 GP)
3. Mikko Rantanen - 55 goals (55-50-105, 82 GP)
4. Leon Draisaitl - 52 goals (52-76-128, 80 GP)
- 5. Brayden Point - 51 goals (51-44-95, 82 GP)**

HED HONCHO

Lightning defenseman **Victor Hedman** scored one goal and added two assists Nov. 6 at TOR for his second-straight multi-point game (also: 1-1-2, Nov. 4 at OTT)...Hedman's goal was the 146th of his career, moving him past Pavel Kubina and giving him sole possession of the ninth-most goals in Bolts franchise history...Hedman (3-11-14) has found the scoresheet in eight of Tampa Bay's 12 games this season and trails only Quinn Hughes (5-15-20) for the most points among all NHL defensemen, while ranking third in assists...Per NHL EDGE, Hedman is one of nine players to register a shot faster than 100 miles per hour this season, with his 101.36 MPH blast trailing only Radko Gudas (101.69) and Travis Sanheim (101.49) for the hardest shot in the NHL...Hedman's 666 career points (146-520-666) are the fourth-most by a Swedish defenseman in NHL history (most: Nicklas Lidstrom, 264-878-1,142)...Since the start of the 2016-17 NHL season, no defenseman has recorded more points than Hedman (97-340-437, 516 GP).

NHL POINT LEADERS SINCE 2016-17, DEFENSEMEN

- 1. Victor Hedman - 437 points (97-340-437, 516 GP)**
- T2. Brent Burns - 419 points (106-313-419, 548 GP)
- T2. Roman Josi - 419 points (108-311-419, 504 GP)
4. John Carlson - 401 points (89-312-401, 483 GP)
5. Erik Karlsson - 384 points (80-304-384, 451 GP)

HAGEL BITES

Bolts forward **Brandon Hagel** scored one goal and added an assist for his fourth multi-point game of the season Nov. 6 at TOR...Hagel (7-5-12) has found the scoresheet in eight of Tampa Bay's 12 games this season...Hagel ranks second among all Lightning skaters in goals (most: **Nikita Kucherov**, 9-11-20) and is tied with **Steven Stamkos** (4-8-12) for the fourth-most points on the team...Hagel's seven even-strength goals are tied for the second-most among all NHL skaters and are the most on the Bolts...Hagel's 29 shots on goal are the fourth-most among all Lightning skaters...Hagel has logged 26:56 shorthanded time on ice, the second-most among all Bolts forwards (most: **Anthony Cirelli**, 29:13)... Since the start of the 2022-23 season, Hagel (37-39-76) has recorded the fourth-most points among all Tampa Bay skaters (most: Kucherov, 39-94-133).

TBL POINT LEADERS SINCE 2022-23

1. Nikita Kucherov - 133 points (39-94-133, 94 GP)
2. Brayden Point - 111 points (57-54-111, 94 GP)
3. Steven Stamkos - 96 points (38-58-96, 91 GP)
- 4. Brandon Hagel - 76 points (37-39-76, 93 GP)**
5. Mikhail Sergachev - 70 points (10-60-70, 91 GP)



Last year, Brandon Hagel became just the seventh skater in Lightning history to score 30 goals in a season.

UPCOMING MILESTONES

NAME	MILESTONE
Anthony Cirelli	With 193 career points, Cirelli needs seven points to reach 200 career points
Victor Hedman	With 146 career goals, Hedman needs five goals to pass Brad Richards and take sole possession of the eighth-most goals in TBL history
Victor Hedman	With 1,073 career hits, Hedman needs 10 hits to pass Ondrej Palat and take sole possession of the second-most hits in TBL history
Nikita Kucherov	With 656 career games played, Kucherov needs seven games to pass Pavel Kubina and take sole possession of the sixth-most games in TBL history
Brayden Point	With 479 career points, Point needs 11 points to pass Brad Richards and take sole possession of the sixth-most points in TBL history
Mikhail Sergachev	With 198 career assists, Sergachev needs two helpers to reach 200 career assists and tie Tyler Johnson for the 11th-most assists in TBL history
Steven Stamkos	With 196 career power-play goals, Stamkos needs four power-play goals to become the 20th player in NHL history to score 200 power-play goals



With four more power-play goals, Lightning captain Steven Stamkos would become just the 20th player in NHL history to light the lamp 200 times with the man advantage.

TAMPA BAY LIGHTNING 2023-24 HIGHS AND LOWS

2023-24 INDIVIDUAL HIGHS AND LOWS

MOST GOALS, GAME	3 (POINT - 11/4 AT OTT)
MOST ASSISTS, GAME	4 (KUCHEROV - 11/4 AT OTT)
MOST POINTS, GAME	5 (KUCHEROV - 11/4 AT OTT)
MOST GOALS, PERIOD	2 (MULTIPLE PLAYERS, LAST: KUCHEROV - 11/6 AT TOR)
MOST ASSISTS, PERIOD	2 (MULTIPLE PLAYERS, LAST: HEDMAN, KUCHEROV - 11/6 AT TOR, 1ST PERIOD)
MOST POINTS, PERIOD	4 (KUCHEROV - 11/6 AT TOR, 1ST PERIOD)
MOST SHOTS ON GOAL, GAME	8 (KUCHEROV - 10/30 VS. SEA)
MOST PENALTY MINUTES, GAME	5 (MULTIPLE PLAYERS, LAST: WATSON - 11/4 AT OTT)
BEST PLUS/MINUS, GAME	+3 (PERBIX - 10/26 VS. SJS)
MOST POWER-PLAY GOALS, GAME	2 (MULTIPLE PLAYERS, LAST: KUCHEROV - 10/21 VS. TOR)
MOST SAVES, GAME	48 (JOHANSSON - 10/21 VS. TOR)
MOST SAVES, PERIOD	19 (JOHANSSON - 10/14 AT DET, 2ND PERIOD)
MOST CONSECUTIVE GAMES WITH A GOAL	3 (HAGEL - 10/10 VS. NSH TO 10/17 AT BUF)
MOST CONSECUTIVE GAMES WITH AN ASSIST	4 (MULTIPLE PLAYERS, LAST: POINT - 10/17 AT BUF TO 10/24 VS. CAR)
MOST CONSECUTIVE GAMES WITH A POINT	5 (POINT - 10/17 AT BUF TO 10/26 VS. SJS)

2023-24 TEAM HIGHS AND LOWS

MOST GOALS SCORED, PERIOD	4 (MULTIPLE TIMES, LAST 11/6 AT TOR, 1ST PERIOD)
MOST GOALS SCORED, GAME	6 (MULTIPLE TIMES, LAST: 11/4 AT OTT)
MOST GOALS ALLOWED, PERIOD	3 (11/4 AT OTT, 3RD PERIOD)
MOST GOALS ALLOWED, GAME	6 (MULTIPLE TIMES, LAST 11/6 AT TOR)
MOST POWER-PLAY GOALS FOR, GAME	2 (MULTIPLE TIMES, LAST: 11/6 AT TOR)
MOST POWER-PLAY GOALS AGAINST, GAME	2 (10/30 VS. SEA)
MOST POWER PLAYS FOR, GAME	5 (10/10 VS. NSH)
MOST POWER PLAYS AGAINST, GAME	4 (MULTIPLE TIMES, LAST: 11/4 AT OTT)
MOST SHOTS ON GOAL, GAME	37 (MULTIPLE TIMES, LAST: 11/4 AT OTT)
MOST SHOTS ON GOAL, PERIOD	18 (10/19 VS. VAN, 2ND PERIOD)
FEWEST SHOTS ON GOAL, GAME	23 (MULTIPLE TIMES, LAST: 10/24 VS. CAR)
FEWEST SHOTS ON GOAL, PERIOD	3 (10/15 AT OTT, 1ST PERIOD)
MOST SHOTS ON GOAL ALLOWED, GAME	52 (10/21 VS. TOR)
MOST SHOTS ON GOAL ALLOWED, PERIOD	21 (10/14 AT DET, 2ND PERIOD)
FEWEST SHOTS ON GOAL ALLOWED, GAME	23 (10/26 VS. SJS)
FEWEST SHOTS ON GOAL ALLOWED, PERIOD	2 (10/10 VS. NSH, 1ST PERIOD)
MOST BLOCKED SHOTS, GAME	23 (10/19 VS. VAN)
FEWEST BLOCKED SHOTS, GAME	11 (MULTIPLE TIMES, LAST: 10/26 VS. SJS)
MOST PENALTY MINUTES, GAME	17 (10/24 VS. CAR)
FEWEST PENALTY MINUTES, GAME	4 (MULTIPLE TIMES, LAST: 10/21 VS. TOR)
LARGEST MARGIN OF VICTORY	6 (10/26 VS. SJS)
LARGEST MARGIN OF DEFEAT	3 (10/15 AT OTT)

BUILDING THE BOLTS

NUM.	POS.	NAME	ACQUIRED
11	F	Luke Glendening	Free Agency - Signed by TBL on 7/1/23
12	F	Alex Barré-Boulet	Waivers - Claimed by TBL on 10/22/21
20	F	Nick Paul	Trade - Acquired by TBL via trade with OTT on 3/20/22
21	F	Brayden Point	Draft - Selected by TBL in 2014 (3rd round, 79th overall)
23	F	Mikey Eyssimont	Trade - Acquired by TBL via trade with SJS on 3/1/23
24	D	Zach Bogosian	Free Agency - Signed by TBL on 7/28/21
31	G	Jonas Johansson	Free Agency - Signed by TBL on 7/1/23
38	F	Brandon Hagel	Trade - Acquired by TBL via trade with CHI on 3/18/22
43	D	Darren Raddysch	Free Agency - Signed by TBL on 7/28/21
44	D	Calvin de Haan	Free Agency - Signed by TBL on 7/2/23
48	D	Nick Perbix	Draft - Selected by TBL in 2017 (6th round, 169th overall)
51	F	Austin Watson	Free Agency - Signed by TBL on 10/9/23
64	F	Tyler Motte	Free Agency - Signed by TBL on 9/9/23
71	F	Anthony Cirelli	Draft - Selected by TBL in 2015 (3rd round, 72nd overall)
73	F	Conor Sheary	Free Agency - Signed by TBL on 7/1/23
77	D	Victor Hedman	Draft - Selected by TBL in 2009 (1st round, 2nd overall)
81	D	Erik Cernak	Trade - Acquired by TBL via trade with LAK on 2/26/17
84	F	Tanner Jeannot	Trade - Acquired by TBL via trade with NSH on 2/26/23
86	F	Nikita Kucherov	Draft - Selected by TBL in 2011 (2nd round, 58th overall)
88	G	Andrei Vasilevskiy	Draft - Selected by TBL in 2012 (1st round, 19th overall)
90	G	Matt Tomkins	Free Agency - Signed by TBL on 5/10/23
91	F	Steven Stamkos	Draft - Selected by TBL in 2008 (1st round, 1st overall)
98	D	Mikhail Sergachev	Trade - Acquired by TBL via trade with MTL on 6/15/17

Tampa Bay Lightning All-Time Franchise Leaders

GAMES PLAYED		GOALS		ASSISTS		POINTS		POWER-PLAY GOALS		POWER-PLAY POINTS	
1,037	Vincent Lecavalier	519	Steven Stamkos	588	Martin St. Louis	1,068	Steven Stamkos	196	Steven Stamkos	390	Steven Stamkos
1,013	Steven Stamkos	383	Vincent Lecavalier	549	Steven Stamkos	953	Martin St. Louis	112	Vincent Lecavalier	300	Martin St. Louis
986	Victor Hedman	365	Martin St. Louis	520	Victor Hedman	874	Vincent Lecavalier	96	Martin St. Louis	297	Vincent Lecavalier
972	Martin St. Louis	285	Nikita Kucherov	491	Vincent Lecavalier	749	Nikita Kucherov	79	Nikita Kucherov	274	Nikita Kucherov
805	Alex Killorn	224	Brayden Point	464	Nikita Kucherov	666	Victor Hedman	77	Brayden Point	233	Victor Hedman
662	Pavel Kubina	198	Alex Killorn	339	Brad Richards	489	Brad Richards	49	Brad Richards	213	Brad Richards
656	Nikita Kucherov	161	Tyler Johnson	280	Ondrej Palat	479	Brayden Point	44	Vinny Prospal	145	Brayden Point
628	Ondrej Palat	150	Brad Richards	268	Alex Killorn	466	Alex Killorn	38	Dave Andreychuk	126	Dan Boyle
589	Tyler Johnson	146	Victor Hedman	255	Brayden Point	423	Ondrej Palat	38	Alex Killorn	124	Vinny Prospal
552	Brad Richards	145	Freddy Modin	244	Vinny Prospal	371	Vinny Prospal	37	Brian Bradley	119	Brian Bradley
SHORTHANDED GOALS		SHORTHANDED POINTS		GAME-WINNING GOALS		OVERTIME GOALS		MULTI-POINT GAMES		THREE-POINT GAMES	
28	Martin St. Louis	44	Martin St. Louis	79	Steven Stamkos	13	Steven Stamkos	289	Steven Stamkos	97	Steven Stamkos
13	Vincent Lecavalier	25	Rob Zamuner	64	Martin St. Louis	10	Brayden Point	257	Martin St. Louis	73	Martin St. Louis
11	Anthony Cirelli	23	Vincent Lecavalier	60	Vincent Lecavalier	10	Martin St. Louis	212	Vincent Lecavalier	70	Nikita Kucherov
8	Tyler Johnson	14	Anthony Cirelli	47	Brayden Point	8	Victor Hedman	210	Nikita Kucherov	53	Vincent Lecavalier
7	Ondrej Palat	14	Victor Hedman	43	Nikita Kucherov	8	Vincent Lecavalier	153	Victor Hedman	38	Victor Hedman
7	Brad Richards	14	Mikael Andersson	34	Alex Killorn	6	Alex Killorn	126	Brayden Point	36	Brayden Point
5	Yanni Gourde	12	Ondrej Palat	30	Tyler Johnson	5	Yanni Gourde	111	Brad Richards	28	Brad Richards
5	Pavel Kubina	11	Freddy Modin	30	Ondrej Palat	5	Tyler Johnson	97	Ondrej Palat	21	Ondrej Palat
5	Steven Stamkos	11	Brad Richards	26	Victor Hedman	5	Nikita Kucherov	94	Vinny Prospal	19	Brian Bradley
4	Alex Killorn	9	Tyler Johnson	23	Freddy Modin	4	Ondrej Palat	85	Alex Killorn	18	Vinny Prospal
FOUR-POINT GAMES		MULTI-GOAL GAMES		MULTI-ASSIST GAMES		SHOTS		HITS		BLOCKED SHOTS	
23	Nikita Kucherov	90	Steven Stamkos	121	Martin St. Louis	3,166	Vincent Lecavalier	1,100	Steven Stamkos	1,528	Victor Hedman
19	Steven Stamkos	50	Martin St. Louis	108	Nikita Kucherov	3,100	Steven Stamkos	1,082	Ondrej Palat	627	Mikhail Sergachev
10	Vincent Lecavalier	46	Vincent Lecavalier	101	Steven Stamkos	2,616	Martin St. Louis	1,073	Victor Hedman	529	Ryan McDonagh
10	Martin St. Louis	40	Nikita Kucherov	94	Victor Hedman	2,098	Victor Hedman	966	Cedric Paquette	470	Matt Carle
6	Victor Hedman	31	Brayden Point	82	Vincent Lecavalier	1,963	Nikita Kucherov	870	Erik Cernak	448	Ondrej Palat
6	Brayden Point	22	Tyler Johnson	58	Brad Richards	1,733	Brad Richards	789	Alex Killorn	442	Steven Stamkos
3	Alex Killorn	20	Freddy Modin	55	Vinny Prospal	1,582	Alex Killorn	762	Vincent Lecavalier	426	Eric Brewer
2	Brian Bradley	15	Ondrej Palat	50	Ondrej Palat	1,247	Brayden Point	742	Ryan Malone	417	Anton Stralman
2	Yanni Gourde	14	Brian Bradley	41	Brayden Point	1,231	Tyler Johnson	680	Ryan Callahan	412	Erik Cernak
2	Ryan Malone	13	Alex Killorn	38	Brian Bradley	1,190	Ondrej Palat	632	Mikhail Sergachev	379	Paul Ranger