



**2016 ANAHEIM DUCKS  
PLAYOFF MEDIA GUIDE**



# TABLE OF CONTENTS

SECTION	PAGE
Coaching Staff. . . . .	5
Player Bios. . . . .	8
Opening and Closing Rosters . . . . .	35
Player Game-by-Game . . . . .	36
Season in Review . . . . .	40
Game-by-Game Summaries . . . . .	43
Statistical Breakdown. . . . .	46
Regular Season Statistics. . . . .	48
Home/Road Statistics. . . . .	49
Season Highs and Lows. . . . .	50
Transactions. . . . .	51
Prospect Report. . . . .	52
Playoff History . . . . .	54
Team Photo . . . . .	98



## ANAHEIM DUCKS HOCKEY CLUB

2695 East Katella Avenue  
Anaheim, California 92806

### MICELLANEOUS

Home ice . . . . . Honda Center (Opened 1993)  
Capacity. . . . . 17,174  
PA Anouncer . . . . . Phil Hulett  
Team Colors. . . . . Black, Gold and Orange  
with Silver Accents  
Practice Facilities . . . . . Anaheim ICE (300 Lincoln Ave.)  
& Honda Center (2695 E. Katella Ave.)  
Founded . . . . . 1993



## ANAHEIM DUCKS 2015-16 PLAYOFF MEDIA GUIDE

This guide is a summary of the 2015-16 NHL regular season for the Anaheim Ducks Hockey Club. For more information, please contact the Anaheim Ducks communications department.

Chief Editor  
**Steve Hoem**

Writers  
**Alex Gilchrist, Keren Lynch  
& Josh Schlichter**

Editorial Assistance  
**Kyle Shohara & AJ Manderichio**

Design & Layout  
**Ruben Segura & Jeff Ipjian**

**Alex Gilchrist**  
Director of Media & Communications  
Office: (714) 940-2911  
Email: [agilchrist@anaheimducks.com](mailto:agilchrist@anaheimducks.com)

**Steve Hoem**  
Media & Communications Manager  
Office: (714) 940-2909  
Email: [shoem@anaheimducks.com](mailto:shoem@anaheimducks.com)

**Keren Lynch**  
Media & Communications Associate  
Office: (714) 940-2890  
Email: [klynch@anaheimducks.com](mailto:klynch@anaheimducks.com)

**Josh Schlichter**  
Media & Communications Intern  
Office: (714) 940-2993  
Email: [jschlichter@anaheimducks.com](mailto:jschlichter@anaheimducks.com)

Copyright © 2016  
**Anaheim Ducks Hockey Club**



## **BRUCE BOUDREAU** *HEAD COACH*

Bruce Boudreau completed his fifth season (third full season) as Head Coach of the Anaheim Ducks. With a 46-25-11 record in 2015-16, Boudreau led Anaheim to its fourth straight Pacific Division title and finishing with 103 standings points and a .628 winning percentage. Boudreau has compiled a 208-104-40 record with the Ducks, reaching the 300-game milestone with Anaheim on Dec. 17, 2015. In 681 career games as an NHL head coach, Boudreau has posted a 409-192-80 record, earning 898 of a possible 1,362 standings points for a .659 win percentage.

Named the eighth head coach of the Anaheim Ducks on Nov. 30, 2011, Boudreau became the first Anaheim coach to be named a finalist for the Jack Adams Award in 2012-13. He became the fastest coach in NHL history to reach 400 wins on Mar. 5, 2016 at Los Angeles, accomplishing the feat in 663 career games. On Mar. 14, 2016 vs. New Jersey, he became the fastest Ducks coach to 200 victories in 338 career games. Boudreau reached 650 career NHL games coached on Feb. 8, 2016 at Pittsburgh.

As Head Coach of the Washington Capitals (2007-11), Boudreau won the 2007-08 Jack Adams Award and led his club to the 2009-10 Presidents' Trophy as the NHL's top club in the regular season. He compiled a record of 201-88-40 (.672 winning percentage) with the Capitals and won the Southeast Division four times. He became the fastest coach in modern day NHL history to win 200 games (Nov. 21, 2011 vs. Phoenix) and recorded more wins (184) in his first 300 NHL games than any NHL coach all-time.

Boudreau was named interim head coach of the Capitals on Nov. 22, 2007. On that date, Washington was 30th in the NHL standings. He led the club to a 37-17-7 finish, as the Capitals won the Southeast Division in the first of four seasons under his direction. Boudreau, whose interim tag was removed on Dec. 26, 2007, became the second Washington head coach to win the Jack Adams Award. He was also the first coach since Bill Barber (2001) to win the Jack Adams Award after taking over a team midseason. In 2008-09, Boudreau led the Capitals to their first playoff series win since 1998. In addition to the Presidents' Trophy, the 2009-10 club set team records for wins (54), points (121), and goals (313).

Before joining the Capitals, Boudreau spent nine seasons as an AHL head coach, including a Calder Cup championship with the Hershey Bears in 2006. He spent four years with Manchester (Los Angeles affiliate) and two with Lowell (also Los Angeles affiliate) before joining Hershey (Washington). A member of the AHL Hall-of-Fame (inducted in 2009), Boudreau compiled a 103-45-27 record with the Bears, including an AHL-best 51-17-12 record in 2006-07.

Boudreau played parts of eight NHL seasons with the Toronto Maple Leafs and Chicago Blackhawks between 1976-86, recording 28-42=70 points in 141 career games. A native of Toronto, Ontario, Boudreau was originally selected by the Maple Leafs in the third round of the 1975 NHL Entry Draft. As a Canadian junior playing for the Toronto Marlboros in 1974-75, he scored 68-97=165 points, a Canadian Hockey League record until Bobby Smith and Wayne Gretzky surpassed the mark during the 1977-78 season.

Boudreau also ranks 11th all-time in scoring in AHL history with 316 goals and 799 points. No AHL player in the 1980s notched more points than Boudreau. He won the 1987-88 John B. Sollenberger Trophy for leading the league in scoring, and was also a member of the 1992 Calder Cup champion Adirondack Red Wings.

Bruce has four children: sons Ben, Andy and Brady, and daughter Kasey. He and wife, Crystal, along with Brady, reside in Anaheim Hills.

# ANAHEIM DUCKS COACHING STAFF



## PAUL MacLEAN

*ASSISTANT COACH*

Paul MacLean completed his third overall season back as an Anaheim Ducks Assistant Coach. MacLean helped the team to the top record in the Pacific Division with a 46-25-11 record this season.

MacLean previously served as Head Coach of the Ottawa Senators from 2011-15, leading the club to a 114-90-35 record and a pair of Stanley Cup Playoff appearances in 2012 and 2013. MacLean helped the Senators to a 25-17-6 record in 2013-14 and the club's second consecutive postseason appearance. He went on to win his first career Jack Adams Award in his second straight year as a nominee. He joined Ottawa after serving six seasons as an assistant coach in Detroit where he won his first Stanley Cup with the Red Wings in 2008. Having reached the Stanley Cup Final on three occasions, MacLean made his first trip to the Final as an assistant coach with the Mighty Ducks of Anaheim in 2003 against New Jersey. He spent two seasons with Anaheim after being named to his position on July 11, 2002.

A native of Antigonish, Nova Scotia, MacLean has also previously coached with the Phoenix Coyotes (assistant, 1996-97), Quad City of the United Hockey League (head coach, 2000-02), Kansas City of the International Hockey League (head coach, 1997-2000) and Peoria of the IHL (1993-96). While with Peoria, MacLean was named The Hockey News "Minor League Coach of the Year" in 1994 after leading the Rivermen to a mark of 51-24-6 and a division title.

MacLean spent 11 years in the NHL as a player with Winnipeg, Detroit and St. Louis from 1980-91. He played 719 NHL regular season games, scoring 324-349=673 points (also played in 53 playoff games). Spending most of his career with Winnipeg (1981-87), MacLean had a career-high 101 points (41-60=101) in 1984-85 and was named to the Campbell Conference All-Star Team.



## TRENT YAWNEY

*ASSISTANT COACH*

Trent Yawney completed his second season as an Anaheim Ducks Assistant Coach. Yawney helped the club to a 46-25-11 record this season, the top record in the Pacific Division for the fourth year in a row.


Yawney previously served as Head Coach of the Norfolk Admirals, Anaheim's primary development affiliate in the American Hockey League. Yawney led the Admirals to a 40-26-10 record and a berth in the 2014 Calder Cup Playoffs during the 2013-14 season. Norfolk upset the top-seeded Manchester Monarchs to advance to the 2014 Eastern Conference Semifinals before falling to the St. John's IceCaps in six games.

Yawney joined the Ducks' 2011-12 AHL affiliate in Syracuse as Associate Head Coach on Jan. 10, 2012 and helped guide the team to a 2012 Calder Cup Playoff appearance. It marked his second AHL coaching assignment after originally guiding Norfolk to the Calder Cup Playoffs in each of the team's first five AHL seasons (2000-05) under the Chicago Blackhawks. Yawney led Norfolk to a 189-144-42-25 record in those first five seasons and back-to-back South Division titles in 2001-02 and 2002-03. He was named "Minor Pro Coach of the Year" by The Hockey News following the 2003-04 campaign.

A native of Hudson Bay, Saskatchewan, Yawney previously served two stints with the Ducks as a professional scout in 2007-08 and 2011-12. He also spent three seasons as an assistant coach with the San Jose Sharks from 2008-11. During his tenure in San Jose, the Sharks captured the Presidents' Trophy in 2009 and made two Western Conference Final appearances in 2010 and 2011. Prior to his first stint with the Ducks, Yawney spent 14 seasons with the Chicago Blackhawks organization, most recently as the club's 35th head coach in franchise history from 2005-06.

Yawney played in 593 career NHL games over 12 seasons with Chicago, Calgary and St. Louis. The defenseman collected 27-102=129 points with 783 PIM and also appeared in 60 postseason contests, helping the Blackhawks to the Western Conference Final in both 1989 and 1990. Yawney also served as captain for Team Canada at the 1988 Olympic Winter Games in Calgary. He was originally drafted by the Blackhawks in the third round (45th overall) of the 1984 NHL Entry Draft.

Trent and his wife, Char, have two children: daughter, Ashley and son, Conor.



## **RICH PRESTON** *ASSISTANT COACH*

Rich Preston concluded his first season as an Anaheim Ducks Assistant Coach. Named to his current position on Oct. 5, 2015, Preston helped guide the team to a Pacific Division title and a 46-25-11 record in 2015-16.

A native of Regina, Saskatchewan, Preston has previously been an NHL assistant coach with Chicago (1991-1995), Calgary (1997-2000 & 2003-2009), and San Jose (2000-2003). He was the Head Coach for Regina of the Western Hockey League (WHL) from 1995-97 and the General Manager/Head Coach of Lethbridge (WHL) from 2009-13.

Preston played in the NHL from 1979-1987, appearing with the Chicago Blackhawks and New Jersey Devils. He played in 580 NHL games, scoring 127-164=291 points. He also played in the World Hockey Association (WHA), winning championships with the Houston Aeros (1974-1975) and Winnipeg Jets (1978-1979). Preston was also named the 1979 WHL Playoff MVP.



## **DWAYNE ROLOSON** *GOALTENDING CONSULTANT*

Dwayne Roloson completed his third season as Goaltending Consultant of the Anaheim Ducks. Roloson originally signed on with Anaheim in a consultant role on Feb. 13, 2013, focusing on the club's AHL affiliate in Norfolk. Roloson helped the club's two goaltenders, John Gibson and Frederik Andersen, win the 2015-16 William M. Jennings Trophy (allowing a league-low 192 goals), becoming the first Anaheim goaltenders to win the award in franchise history. Anaheim's previous franchise best ranking was second with 184 goals allowed in 2007-08.

Prior to joining Anaheim, Roloson posted an all-time record of 227-257-42 with a 2.72 GAA, .908 SV% and 29 shutouts in 606 career NHL contests. His playing career spanned 16 seasons with six teams: Calgary (1996-98), Buffalo (1998-00), Minnesota (2001-06), Edmonton (2005-09), New York Islanders (2009-11) and Tampa Bay (2010-12). A 2004 NHL All-Star, Roloson ranks 60th in all-time NHL wins. Signed by Calgary as an undrafted free agent on July 4, 1994, Roloson backstopped the Edmonton Oilers to a Stanley Cup Final appearance in 2006 under the guidance of then-goaltending coach Pete Peeters. He appeared in 50 career Stanley Cup Playoff games with Buffalo (1999), Minnesota (2003), Edmonton (2006), and Tampa Bay (2011), helping his teams win seven playoff series with a 28-18 record, two shutouts, a 2.54 GAA and .918 SV%.

Dwayne and his wife, Melissa, have two sons: Brett and Ross.



## **JOE PISCOTTY** *VIDEO COORDINATOR*

Joe Piscotty completed his fifth full season as the club's video coordinator. He was named to his post on Dec. 2, 2011. Piscotty originally joined the Ducks prior to the 2010-11 season as a video scouting analyst, assisting hockey operations with special projects.

Piscotty worked with the University of Michigan's hockey team from 2006-08, serving as a graduate student manager under head coach Red Berenson. He was with the Wolverines when the club advanced to the Frozen Four in 2008. While at Michigan, Piscotty also earned a Master's in Sports Management.

In addition, Piscotty served as hockey operations assistant for the University of Denver's men's squad from 2008-10. He also completed his time at Denver with a Master's degree in Business Administration (MBA). A native of Huntington Beach, CA, Piscotty earned his Bachelor's degree in Business Administration from the University of Las Vegas, Nevada in 2006. While in Las Vegas for undergraduate studies, Joe enrolled in a mentoring program with the ECHL's Las Vegas Wranglers (2004-05), learning various aspects of the business during the year-long program.

Joe and his wife, Carrie, reside in Huntington Beach and recently had their first child, Kadence.

**POSITION:**  
Goaltender

**CATCHES:**  
Left

**HEIGHT:**  
6'4"

**WEIGHT:**  
236 lbs.

**BORN:**  
October 2, 1989 (26);  
Herning, Denmark

**DRAFTED:**  
Selected by Anaheim in the third  
round (87th overall) of the 2012  
NHL Draft



## FREDERIK ANDERSEN | 31

### CAREER PLAYOFF HIGHLIGHTS

**SHOTS FACED:**  
56, May 19, 2015 vs. CHI, WCF Game 2

**SAVES:**  
53, May 19, 2015 vs. CHI, WCF Game 2

**MINUTES PLAYED:**  
116:12, May 19, 2015 vs. CHI,  
WCF Game 2

**SHUTOUTS:**  
1, May 3, 2015 vs. CGY,  
Second Round Game 2

**SHUTOUT SEQUENCE:**  
89:53, May 19 vs. CHI, WCF Game 2

### REGULAR SEASON

### PLAYOFFS

YEAR	TEAM	LEAGUE	GP	MIN	GA	SO	GAA	SV%	W-L-OT	GP	MIN	GA	SO	GAA	W-L
2012-13	Norfolk	AHL	47	2685	98	4	2.19	.929	24-18-1	-	-	-	-	-	-
2013-14	Norfolk	AHL	4	245	8	1	1.96	.939	3-1-0	-	-	-	-	-	-
	ANAHEIM	NHL	28	1569	60	0	2.29	.923	20-5-0	7	368	19	0	3.10	3-2
2014-15	ANAHEIM	NHL	54	3106	123	3	2.38	.914	35-12-5	16	1050	41	1	2.34	11-5
2015-16	ANAHEIM	NHL	43	2298	88	3	2.30	.919	22-9-7	-	-	-	-	-	-
<b>NHL TOTALS</b>			<b>125</b>	<b>6974</b>	<b>271</b>	<b>6</b>	<b>2.33</b>	<b>.918</b>	<b>77-26-12</b>	<b>23</b>	<b>1418</b>	<b>60</b>	<b>1</b>	<b>2.54</b>	<b>14-7</b>

### 2015-16 SEASON HIGHLIGHTS:

- Appeared in his third NHL season with Anaheim, combining with John Gibson to win the first William M. Jennings Trophy in their careers as well as franchise history (192 GA)...went 22-9-7 with three shutouts, a 2.30 GAA and .919 SV% in 43 games.
- Limited the opposition to two goals or less in 29 of his 43 appearances and ranked second among NHL goaltenders in GAA (2.06, min. 20 games) and tied for second in SV% (.926, min. 20 games) from Christmas through the end of the regular season...also posted a 17-1-3 record following the Christmas break.
- Posted a personal point streak of 15 consecutive decisions (13-0-2) from Jan. 1-Mar. 5, tied for the second-longest such streak in club history (Jonas Hiller, 14-0-2, Nov. 30-Jan. 12, 2014)...within that stretch, won a career-tying seven straight decisions (7-0-0) from Feb. 13-Mar. 5.

### PLAYOFF EXPERIENCE:

- Entered the 2016 playoffs ranked tied for fourth among NHL goaltenders in playoff wins (14) since 2014... won his first nine consecutive postseason games at Honda Center (Apr. 16, 2014-May 17, 2015), marking the longest postseason home winning streak by any goaltender in Stanley Cup Playoffs history since Jonathan Quick (June 11, 2012-June 4, 2013; 9-0).
- Finished tied for third among playoff goaltenders in wins (11) in 2015...matched a franchise playoff record with six consecutive wins from Apr. 16-May 3, 2015 and recorded his first career postseason shutout in Game 2 of the Second Round, May 3 vs. CGY.
- Established a franchise record for most minutes played in a playoff series with 498 in the 2015 WCF vs. CHI...set playoff career highs with an 89:53 min scoreless streak, 53 saves and 56 shots faced in Game 3 of the 2015 WCF, May 19 vs. CHI.
- Became the third rookie goaltender in club history to appear in a playoff game (Tom Askey, 1999; Ilya Bryzgalov, 2006) and the first rookie goaltender to win his playoff debut in Game 1 of the 2014 First Round, Apr. 16 vs. DAL.





# KEVIN BIEKSA | 2

**POSITION:**  
Defenseman

**SHOOTS:**  
Right

**HEIGHT:**  
6'1"

**WEIGHT:**  
200 lbs.

**BORN:**  
June 16, 1981 (34);  
Grimsbey, Ontario

**ACQUIRED:**  
From Vancouver in exchange for a second-round selection in the 2016 NHL Draft, June 30, 2015

**DRAFTED:**  
By Vancouver in the fifth round (151st overall) of the 2001 NHL Draft

YEAR	TEAM	LEAGUE	REGULAR SEASON							PLAYOFFS				
			GP	G	A	P	PIM	+/-	GP	G	A	P	PIM	
2005-06	Manitoba	AHL	23	3	17	20	73	+3	13	0	10	10	38	
	VANCOUVER	NHL	39	0	6	6	77	-1	-	-	-	-	-	
2006-07	VANCOUVER	NHL	81	12	30	42	134	+1	9	0	0	0	20	
2007-08	VANCOUVER	NHL	34	2	10	12	90	-11	-	-	-	-	-	
	Manitoba	AHL	1	0	1	1	2	+1	-	-	-	-	-	
2008-09	VANCOUVER	NHL	72	11	32	43	97	-4	10	0	5	5	14	
2009-10	VANCOUVER	NHL	55	3	19	22	85	-5	12	3	5	8	14	
2010-11	VANCOUVER	NHL	66	6	16	22	73	+32	25	5	5	10	51	
2011-12	VANCOUVER	NHL	78	8	36	44	94	+12	5	1	0	1	6	
2012-13	VANCOUVER	NHL	36	6	6	12	48	+6	4	1	0	1	8	
2013-14	VANCOUVER	NHL	76	4	20	24	104	-8	-	-	-	-	-	
2014-15	VANCOUVER	NHL	60	4	10	14	77	0	6	0	0	0	9	
2015-16	ANAHEIM	NHL	71	4	11	15	99	-7	-	-	-	-	-	
<b>NHL TOTALS</b>			<b>668</b>	<b>60</b>	<b>196</b>	<b>256</b>	<b>978</b>	<b>+15</b>	<b>71</b>	<b>10</b>	<b>15</b>	<b>25</b>	<b>122</b>	

## 2015-16 SEASON HIGHLIGHTS:

- Appeared in his 11th NHL season, his first with Anaheim...collected 4-11=15 points with 99 PIM in 71 games.
- Led team defensemen in PIM, ranked second in hits (152), tied for second in appearances, third in blocked shots (108) and tied for third in PPG (2).
- Recorded 3-8=11 of his 15 regular-season points against Western Conference opponents.
- Suffered an upper-body injury on Mar. 24 @ TOR and missed the remainder of the regular season (nine games).

## REAL TIME STATISTICS

TOI/GAME	HITS	BLOCKED SHOTS
21:00	152	108

## PLAYOFF EXPERIENCE:

- Has appeared in the Stanley Cup Playoffs on seven previous occasions with Vancouver...concluded his Canucks career leading franchise defensemen in playoff goals (10), co-leading in playoff GWG (3) and ranked third in playoff plus/minus (+8) and playoff appearances (71).
- Helped lead the Canucks to Game 7 of the 2011 Stanley Cup Final against the Boston Bruins... set postseason career highs in goals, points (5-5=10) and appearances...became the third Vancouver defenseman to score a playoff OT goal in Game 5 of the 2011 WCF on May 24 vs. SJ to advance Vancouver to the Stanley Cup Final.
- Recorded a team-high 54:27 TOI in a four-OT, 5-4 win in Game 1 of the 2007 CQF on Apr. 11 vs. DAL.

## CAREER PLAYOFF HIGHLIGHTS

### GOALS:

2, May 9, 2010 w/VAN @ CHI, CSF Game 5

### ASSISTS:

2, May 11, 2009 w/VAN @ CHI, CSF Game 6

### POINTS:

3, May 9, 2010 w/VAN @ CHI, CSF Game 5 (2-1=3)

### SOG:

8, June 13, 2011 w/VAN @ BOS, SCF Game 6

### PIM:

10, June 6, 2011 w/VAN @ BOS, SCF Game 3

### PLUS/MINUS:

+3, May 24, 2011 w/VAN vs. SJ, WCF Game 5

### TOI:

54:27, Apr. 11, 2007 w/VAN vs. DAL, CQF Game 1





**POSITION:**

Left Wing

**SHOOTS:**

Left

**HEIGHT:**

5'10"

**WEIGHT:**

184 lbs.

**BORN:**June 14, 1987 (28);  
Toronto, Ontario**ACQUIRED:**From Edmonton in exchange for a  
second-round selection in the 2013  
NHL Draft, July 2011**DRAFTED:**By Edmonton in the first round  
(25th overall) of the 2005 NHL Draft**ANDREW COGLIANO | 7****CAREER PLAYOFF HIGHLIGHTS****GOALS:**1, four times (last: May 19, 2015 vs.  
CHI, WCF Game 2)**ASSISTS:**3, Apr. 20, 2015 @ WPG,  
First Round Game 3**POINTS:**3, Apr. 20, 2015 @ WPG,  
First Round Game 3 (0-3=3)**SOG:**5, three times (last: May 17, 2015 vs.  
CHI, WCF Game 1)**PIM:**2, eight times (last: May 8, 2015 @  
CGY, Second Round Game 4)**PLUS/MINUS:**+2, four times (last: May 17, 2015 vs.  
CHI, WCF Game 1)**TOI:**24:56, May 19, 2015 vs. CHI,  
WCF Game 2**REGULAR SEASON****PLAYOFFS**

YEAR	TEAM	LEAGUE	GP	G	A	P	PIM	+/-	GP	G	A	P	PIM
2007-08	EDMONTON	NHL	82	18	27	45	20	+1	-	-	-	-	-
2008-09	EDMONTON	NHL	82	18	20	38	22	-6	-	-	-	-	-
2009-10	EDMONTON	NHL	82	10	18	28	31	-5	-	-	-	-	-
2010-11	EDMONTON	NHL	82	11	24	35	64	-12	-	-	-	-	-
2011-12	ANAHEIM	NHL	82	13	13	26	15	-4	-	-	-	-	-
2012-13	Klagenfurt AC	Austria	7	2	4	6	2	-	-	-	-	-	-
	ANAHEIM	NHL	48	13	10	23	6	+14	7	0	1	1	4
2013-14	ANAHEIM	NHL	82	21	21	42	26	+13	13	1	6	7	8
2014-15	ANAHEIM	NHL	82	15	14	29	14	+5	16	3	6	9	4
2015-16	ANAHEIM	NHL	82	9	23	32	28	+2	-	-	-	-	-
<b>NHL TOTALS</b>			<b>704</b>	<b>128</b>	<b>170</b>	<b>298</b>	<b>226</b>	<b>+8</b>	<b>36</b>	<b>4</b>	<b>13</b>	<b>17</b>	<b>16</b>

**2015-16 SEASON HIGHLIGHTS:**

- Appeared in his ninth NHL season, his fifth with Anaheim...extended his consecutive games played streak to 704, the sixth-longest streak in NHL history...only one player in NHL history has played more consecutive games to start his career (Doug Jarvis, 964)...was one of three Anaheim players to appear in all 82 games.
- Led Anaheim with two SHG and three shorthanded points (2-1=3)...ranked second among Ducks forwards in hits (124) and third in shorthanded TOI (1:53).
- Finished the season with 2-10=12 points along with a +5 rating in his last 15 games.
- Appeared in his 700th NHL game, Apr. 3 vs. DAL

**REAL TIME STATISTICS**

TOI/GAME	FACEOFF W-L	FACEOFF %	HITS	BLOCKED SHOTS
14:25	6-11	35.3	124	27

**PLAYOFF EXPERIENCE:**

- Has made four consecutive trips to the Stanley Cup Playoffs since 2013...owns 4-13=17 points in 36 career postseason games with the Ducks.
- Finished tied for third among 2015 playoff leaders in plus/minus (+9)...set postseason career highs in points (3-6=9), goals, games and plus/minus, and matched a personal best in assists...ranked third among team forwards in shorthanded TOI overall (32:44)
- Assisted on Nick Bonino's OT winner that clinched Anaheim's 2014 First Round series vs. DAL on Apr. 27 at American Airlines Center.
- Became the sixth player in franchise history to score a playoff SHG in Game 2 of the 2014 First Round, Apr. 18 vs. DAL.





# SIMON DESPRES | 24

**POSITION:**  
Defenseman

**SHOOTS:**  
Left

**HEIGHT:**  
6'4"

**WEIGHT:**  
218 lbs.

**BORN:**  
July 27, 1991 (24);  
Laval, Quebec

**AQUIRED:**  
From Pittsburgh in exchange for  
Ben Lovejoy, March 2, 2015

**DRAFTED:**  
By Pittsburgh in the first round  
(30th overall) of the 2009 NHL Draft

YEAR	TEAM	LEAGUE	REGULAR SEASON							PLAYOFFS				
			GP	G	A	P	PIM	+/-	GP	G	A	P	PIM	
2011-12	Wilkes-Barre/Scranton	AHL	44	5	10	15	45	-5	10	1	1	2	2	
	PITTSBURGH	NHL	18	1	3	4	10	+5	3	0	0	0	2	
2012-13	PITTSBURGH	NHL	33	2	5	7	20	+9	3	0	0	0	0	
	Wilkes-Barre/Scranton	AHL	27	4	3	7	28	-5	-	-	-	-	-	
2013-14	Wilkes-Barre/Scranton	AHL	36	6	16	22	39	+19	17	2	7	9	32	
	PITTSBURGH	NHL	34	0	5	5	26	+4	-	-	-	-	-	
2014-15	PITTSBURGH	NHL	59	2	15	17	64	+9	-	-	-	-	-	
	ANAHEIM	NHL	16	1	5	6	22	+2	16	1	6	7	6	
2015-16	ANAHEIM	NHL	32	0	4	4	8	+2	-	-	-	-	-	
<b>NHL TOTALS</b>			<b>192</b>	<b>6</b>	<b>37</b>	<b>43</b>	<b>150</b>	<b>+31</b>	<b>22</b>	<b>1</b>	<b>6</b>	<b>7</b>	<b>8</b>	

### 2015-16 SEASON HIGHLIGHTS:

- Appeared in his fifth NHL season, his second with Anaheim...was limited to 32 games due to injury, scoring 0-4=4 points with a +2 rating and eight PIM.
- Anaheim went 20-6-3 with Despres in the lineup following his Jan. 26 return from an early-season injury...ranked second among Anaheim blueliners in hits (64) and blocked shots (61) after his return to the lineup in January.

### REAL TIME STATISTICS

TOI/GAME	HITS	BLOCKED SHOTS
19:37	67	71

### PLAYOFF EXPERIENCE:

- Made his third career appearance in the 2015 Stanley Cup Playoffs, his first with Anaheim...earned 1-6=7 points with a +4 rating and six PIM in 16 games...finished second among team blueliners in hits (43) and third in blocked shots (30).
- Collected his first career postseason goal and GWG in a 2-1 victory in Game 3 of the 2015 WCF on May 21 @ CHI.
- Recorded his first career multi-point playoff game (0-2=2) in Game 3 of the 2015 Second Round, May 5 @ CGY.

### CAREER PLAYOFF HIGHLIGHTS

#### GOALS:

1, May 21, 2015 vs. CHI, WCF Game 3

#### ASSISTS:

2, May 5, 2015 @ CGY,  
Second Round Game 3

#### POINTS:

2, May 5, 2015 @ CGY,  
Second Round Game 3 (0-2=2)

#### SOG:

3, May 10, 2015 vs. CGY,  
Second Round Game 5

#### PIM:

2, four times (last: May 17, 2015 vs.  
CHI, WCF Game 1)

#### PLUS/MINUS:

+2, two times (last: May 5, 2015 @  
CGY, Second Round Game 3)

#### TOI:

34:36, May 19, 2015 vs. CHI,  
WCF Game 2



**POSITION:**  
Defenseman

**SHOOTS:**  
Left

**HEIGHT:**  
6'1"

**WEIGHT:**  
207 lbs.

**BORN:**  
December 5, 1991 (24);  
Windsor, Ontario

**DRAFTED:**  
By Anaheim in the first round (12th  
overall) of the 2010 NHL Draft



## CAM FOWLER | 4

### CAREER PLAYOFF HIGHLIGHTS

**GOALS:**

1, three times (last: May 25, 2015 vs. CHI, WCF Game 5)

**ASSISTS:**

2, two times (last: May 10, 2015 vs. CGY, Second Round Game 5)

**POINTS:**

2, three times (last: May 10, 2015 vs. CGY, Second Round Game 5; 0-2=2)

**SOG:**

5, Apr. 20, 2015 @ WPG, First Round Game 3

**PIM:**

2, four times (last: May 30, 2015 vs. CHI, WCF Game 7)

**PLUS/MINUS:**

+3, Apr. 27, 2014 @ DAL, First Round Game 6

**TOI:**

40:21, May 19, 2015 vs. CHI, WCF Game 2

### REGULAR SEASON

### PLAYOFFS

YEAR	TEAM	LEAGUE	GP	G	A	P	PIM	+/-	GP	G	A	P	PIM
2010-11	ANAHEIM	NHL	76	10	30	40	20	-25	6	1	3	4	2
2011-12	ANAHEIM	NHL	82	5	24	29	18	-28	-	-	-	-	-
2012-13	Sodertalje	Sweden-2	13	2	5	7	14	-	-	-	-	-	-
	ANAHEIM	NHL	37	1	10	11	4	-4	7	0	3	3	0
2013-14	ANAHEIM	NHL	70	6	30	36	14	+15	13	0	4	4	4
	United States	Olympics	6	1	0	1	0	+4	-	-	-	-	-
2014-15	ANAHEIM	NHL	80	7	27	34	14	+4	16	2	8	10	2
2015-16	ANAHEIM	NHL	69	5	23	28	27	-8	-	-	-	-	-
<b>NHL TOTALS</b>			<b>414</b>	<b>34</b>	<b>144</b>	<b>178</b>	<b>97</b>	<b>-46</b>	<b>42</b>	<b>3</b>	<b>18</b>	<b>21</b>	<b>8</b>

### 2015-16 SEASON HIGHLIGHTS:

- Appeared in his sixth NHL season with Anaheim, scoring 5-23=28 points with 27 PIM in 69 games...ranked tied for second among team defensemen in scoring, second overall in assists and power play points (3-14=17), tied for third in goals and third overall in PPG (3)...also finished second on Anaheim's blueline with 112 blocked shots...led the entire club in TOI (22:46) and ranked second in shifts per game (26.7).
- Became the fourth Anaheim defenseman in franchise history to reach the 400-game milestone on Mar. 14 vs. NJ.
- Concluded the season ranked second among franchise defensemen in all-time assists, third in all-time scoring (34-144=178) and sixth in all-time goals.

### REAL TIME STATISTICS

TOI/GAME	HITS	BLOCKED SHOTS
22:46	43	112

### PLAYOFF EXPERIENCE:

- Has appeared in the Stanley Cup Playoffs on four previous occasions...entered the 2016 postseason ranked fourth among all-time franchise defensemen in playoff scoring (3-18=21), assists, power-play points (1-11=12) and games played (42), and third in plus/minus (+42).
- Set postseason career highs in scoring (2-8=10), goals, assists and appearances (16) in 2015...finished tied for sixth among league defensemen in playoff scoring, tied for fifth in assists and plus/minus (+5), and tied for second in power-play points (5).
- Made his Stanley Cup Playoffs debut in the 2011 CQF series vs. NSH...led Anaheim defensemen in points (1-3=4) and goals and co-led in assists...scored his first career postseason goal (Rinne) as part of a two-point night (1-1=2) in Game 4 of the CQF, Apr. 20 @ NSH.





# RYAN GARBUTT | 16

**POSITION:**

Left Wing

**SHOOTS:**

Left

**HEIGHT:**

6'0"

**WEIGHT:**

195 lbs.

**BORN:**

August 12, 1985 (30);  
Edmonton, Alberta

**ACQUIRED:**

From Chicago in exchange for Jiri Sekac, January 21, 2016

**DRAFTED:**

Undrafted

**REGULAR SEASON**

**PLAYOFFS**

YEAR	TEAM	LEAGUE	GP	G	A	P	PIM	+/-	GP	G	A	P	PIM
2011-12	DALLAS	NHL	20	2	1	3	22	-1	-	-	-	-	-
	Texas	AHL	50	16	17	33	96	-2	-	-	-	-	-
2012-13	DALLAS	NHL	36	3	7	10	32	+1	-	-	-	-	-
2013-14	DALLAS	NHL	75	17	15	32	106	+10	6	3	0	3	25
2014-15	DALLAS	NHL	67	8	17	25	55	-9	-	-	-	-	-
2015-16	CHICAGO	NHL	43	2	4	6	27	-7	-	-	-	-	-
2015-16	ANAHEIM	NHL	37	5	3	8	21	-4	-	-	-	-	-
<b>NHL TOTALS</b>			<b>278</b>	<b>37</b>	<b>47</b>	<b>84</b>	<b>263</b>	<b>-10</b>	<b>6</b>	<b>3</b>	<b>0</b>	<b>3</b>	<b>25</b>

**2015-16 SEASON HIGHLIGHTS:**

- Split his sixth NHL season with Anaheim and Chicago, collecting 7-7=14 points with 48 PIM in a career-high 80 games.
- Following his acquisition from Chicago on Jan. 21, earned 5-3=8 points with 21 PIM in 37 games with the Ducks.
- Had a 38-7-4 record over his final 49 games played (12-0-0 with Chicago, 26-7-4 with Anaheim)...had a 29-1-1 mark through a 31-game stretch from Dec. 29-Mar. 5 (12-0-0 with CHI, 17-1-1 with ANA)...only one player since 1989-90 had as many wins in 31-game span: Mike Ramsey with Detroit (29-2-0-0) in 1995-96.
- Scored back-to-back GWG with Anaheim in a 3-2 victory on Feb. 2 vs. SJ and a 4-2 win on Feb. 4 @ LA.

**REAL TIME STATISTICS**

TOI/GAME	FACEOFF W-L	FACEOFF %	HITS	BLOCKED SHOTS
10:50	1-7	12.5	165	28

**PLAYOFF EXPERIENCE:**

- Made his Stanley Cup Playoff debut with Dallas in 2014, scoring three goals (3-0=3) in all six First Round games vs. Anaheim...ranked second among team leaders in goals, behind only Jamie Benn (4).
- Scored goals in Game 2 on Apr. 18 at Honda Center, Game 3 on Apr. 21 at American Airlines Center and Game 6 on Apr. 27 in Dallas.
- Set postseason career highs in shots (6) and TOI (16:43) in a 4-2 win in Game 3 of the 2015 First Round on Apr. 21 vs. ANA.

**CAREER PLAYOFF HIGHLIGHTS**

**GOALS:**

1, three times (last: Apr. 27, 2014 w/ DAL vs. ANA, First Round Game 6)

**ASSISTS:**

None

**POINTS:**

1, three times (last: Apr. 27, 2014 w/ DAL vs. ANA, First Round Game 6; 1-0=1)

**SOG:**

6, Apr. 21, 2014 w/DAL vs. ANA, First Round Game 3

**PIM:**

15, Apr. 25, 2014 w/DAL @ ANA, First Round Game 5

**PLUS/MINUS:**

+1, two times (last: Apr. 21, 2014 vs. ANA, First Round Game 3)

**TOI:**

16:43, Apr. 21, 2014 vs. ANA, First Round Game 3



**POSITION:**  
Center

**SHOOTS:**  
Right

**HEIGHT:**  
6'4"

**WEIGHT:**  
221 lbs.

**BORN:**  
May 10, 1985 (30);  
Regina, Saskatchewan

**DRAFTED:**  
By Anaheim in the first round (19th  
overall) of the 2003 NHL Draft



## RYAN GETZLAF | 15

### CAREER PLAYOFF HIGHLIGHTS

**GOALS:**

1, 27 times (last: Apr 30, 2015 vs. CGY, Second Round Game 1)

**ASSISTS:**

3, Apr. 30, 2015 vs. CGY, Second Round Game 1

**POINTS:**

4, Apr. 30, 2015 vs. CGY, Second Round Game (1-3=4)

**SOG:**

7, May 19, 2015 vs. CHI, WCF Game 2

**PIM:**

7, two times (last: Apr. 17, 2011 @ NSH, CQF Game 3)

**PLUS/MINUS:**

+3, two times (last: Apr. 18, 2014 vs. DAL, First Round Game 2)

**TOI:**

38:59, May 3, 2009 @ DET, CSF Game 2

### REGULAR SEASON

### PLAYOFFS

YEAR	TEAM	LEAGUE	GP	G	A	P	PIM	+/-	GP	G	A	P	PIM
2005-06	Portland	AHL	17	8	25	33	36	-	1	0	0	0	4
	ANAHEIM	NHL	57	14	25	39	22	+6	16	3	4	7	13
2006-07	ANAHEIM	NHL	82	25	33	58	66	+17	21	7	10	17	32
2007-08	ANAHEIM	NHL	77	24	58	82	94	+32	6	2	3	5	6
2008-09	ANAHEIM	NHL	81	25	66	91	121	+5	13	4	14	18	25
2009-10	ANAHEIM	NHL	66	19	50	69	79	+4	-	-	-	-	-
	Canada	Olympics	7	3	4	7	2	+2	-	-	-	-	-
2010-11	ANAHEIM	NHL	67	19	57	76	35	+14	6	2	4	6	0
2011-12	ANAHEIM	NHL	82	11	46	57	75	-11	-	-	-	-	-
2012-13	ANAHEIM	NHL	44	15	34	49	41	+14	7	3	3	6	6
2013-14	ANAHEIM	NHL	77	31	56	87	31	+28	12	4	11	15	10
	Canada	Olympics	6	1	2	3	4	+3	-	-	-	-	-
2014-15	ANAHEIM	NHL	77	25	45	70	62	+15	16	2	18	20	6
2015-16	ANAHEIM	NHL	77	13	50	63	55	+14	-	-	-	-	-
<b>NHL TOTALS</b>			<b>787</b>	<b>221</b>	<b>520</b>	<b>741</b>	<b>681</b>	<b>+138</b>	<b>97</b>	<b>27</b>	<b>67</b>	<b>94</b>	<b>107</b>

### 2015-16 SEASON HIGHLIGHTS:

- Appeared in his 11th NHL season with Anaheim...reached the 50-assist plateau for the sixth time, tops among franchise leaders and tied for fourth among active NHL players.
- Ranked tied for seventh in the NHL in assists (50) and eighth overall in assists per game (0.65).
- Led Anaheim in scoring (13-50=63), assists and plus/minus (+14), ranked second in PPG (6) and power play points (6-16=22), and third in GWG (5).
- Was named the NHL's First Star of the Month for February after posting 6-14=20 points with a +13 rating in 14 games.
- Extended his own franchise record with his eighth career OT goal to lead Anaheim to its 800th franchise victory, a 3-2 win on Feb. 13 @ CHI...also improved upon his own club record with multiple points in six consecutive road games from Jan. 26-Feb. 13 (3-9=12), the longest in the NHL since Joe Thornton in March 2007.
- Earned his 500th career NHL assist in his 755th NHL game on Feb. 4 @ LA...only three active players recorded their first 500 NHL assists faster: Sidney Crosby (554), Jaromir Jagr (642) and Joe Thornton (730).

### REAL TIME STATISTICS

TOI/GAME	FACEOFF W-L	FACEOFF %	HITS	BLOCKED SHOTS
19:30	602-617	49.4	108	61

### PLAYOFF EXPERIENCE:

- Marks his ninth appearance in the Stanley Cup Playoffs in 11 NHL seasons...among all-time playoff franchise leaders, ranks first in scoring (27-67=94) and assists, tied for first in appearances (97), third in goals, second in PPG (11) and tied for second in GWG (5).
- Set club records for most points (2-18=20) and assists in a playoff campaign in 2015, surpassing his own records from 2009...co-led all playoff skaters in assists, ranked second in assists-per-game (1.12) and sixth in scoring.
- Appeared in all six CQF games vs. NSH in 2011, collecting 2-4=6 points with nine PIM.
- Won his first Stanley Cup with Anaheim in 2007...scored the game-winning series-clinching goal in Game 5 of the 2007 CQF, Apr. 19 vs. MIN.





# JOHN GIBSON | 36

**POSITION:**  
Goaltender

**CATCHES:**  
Left

**HEIGHT:**  
6'3"

**WEIGHT:**  
227 lbs.

**BORN:**  
July 14, 1993 (22);  
Pittsburgh, Pennsylvania

**DRAFTED:**  
Selected by Anaheim in the second  
round (39th overall) of the 2011  
NHL Draft

## REGULAR SEASON

## PLAYOFFS

YEAR	TEAM	LEAGUE	GP	MIN	GA	SO	GAA	SV%	W-L-OT	GP	MIN	GA	SO	GAA	W-L
2013-14	Norfolk	AHL	45	2587	101	5	2.34	.919	21-17-4	6	373	9	1	1.45	4-2
	ANAHEIM	NHL	3	181	4	1	1.33	.954	3-0-0	4	201	9	1	2.69	2-2
2014-15	ANAHEIM	NHL	23	1340	58	1	2.60	.914	13-8-0	-	-	-	-	-	-
	Norfolk	AHL	11	665	23	1	2.07	.935	6-3-2	-	-	-	-	-	-
2015-16	San Diego	AHL	13	775	34	1	2.63	.917	7-4-1	-	-	-	-	-	-
	ANAHEIM	NHL	40	2295	79	4	2.07	.920	21-13-4	-	-	-	-	-	-
<b>NHL TOTALS</b>			<b>66</b>	<b>3816</b>	<b>141</b>	<b>6</b>	<b>2.22</b>	<b>.920</b>	<b>37-21-4</b>	<b>4</b>	<b>201</b>	<b>9</b>	<b>1</b>	<b>2.69</b>	<b>2-2</b>

### 2015-16 SEASON HIGHLIGHTS:

- Appeared in his third NHL season with Anaheim, combining with Frederik Andersen to win the first William M. Jennings Trophy in their careers as well as franchise history (192 GA)...recorded his first career 20-win season (21-13-4)...also set career highs in GAA (2.07), SV% (.920), shutouts (4) and games played (40).
- Ranked tied for second among NHL goaltenders in GAA and tied for eighth in shutouts...led rookies in GAA and shutouts, co-led in wins and SV%, and ranked second in appearances and starts (38).
- Named the NHL's Rookie of the Month for December after going 5-3-1 with a 1.62 GAA, .929 SV% and three shutouts in 10 appearances.
- Posted the third-longest scoreless streak and longest by a rookie in franchise history (184:30) from Dec. 27-Jan. 3...marked the third-longest streak by a rookie since 1989-90.
- Was the second youngest U.S.-born goaltender to play in the All-Star Game since Buffalo's Tom Barrasso in 1985.

### PLAYOFF EXPERIENCE:

- Made his Stanley Cup Playoff debut in 2014, going 2-2 with a 2.69 GAA and .919 SV% in four games.
- At 20 years and 300 days, became the youngest goalie in NHL history to record a shutout in his playoff debut after stopping all 28 shots in a 2-0 win in Game 4 of the 2014 CSF, May 10 @ LA...was only the sixth NHL goaltender in the previous 60 years to post a shutout in his first Stanley Cup playoff game, the first since Jonas Hiller did so for the Ducks in 2009 (Apr. 16 @ SJ, CQF)...was the fourth-youngest goaltender in NHL history at the time of his first career playoff shutout (debut game or not), behind Harry Lumley (age 18 in 1945), Patrick Roy (age 20 years, 229 days in 1986) and Carey Price (age 20 years, 243 days in 2008).

## CAREER PLAYOFF HIGHLIGHTS

### SHOTS FACED:

42, May 12, 2014 vs. LA,  
Round 2 Game 5

### SAVES:

39, May 12, 2014 vs. LA,  
Round 2 Game 5

### MINUTES PLAYED:

60, two times (last: May 12, 2014 vs.  
LA, Round 2 Game 5)

### SHUTOUTS:

1, May 10, 2014 vs. LA,  
Round 2 Game 4

### SHUTOUT SEQUENCE:

89:11, May 10-12, 2014  
(spanning two games)



**POSITION:**  
Defenseman

**SHOOTS:**  
Right

**HEIGHT:**  
6'3"

**WEIGHT:**  
215 lbs.

**BORN:**  
February 16, 1988 (28);  
Munich, Germany

**ACQUIRED:**  
From Toronto in exchange for Eric  
Brewer and a fifth-round selection in  
the 2016 NHL Draft, March 2, 2015

**DRAFTED:**  
By Toronto in the fourth round  
(111th overall) of the 2006 NHL  
Draft



## KORBINIAN HOLZER | 5

YEAR	TEAM	LEAGUE	REGULAR SEASON							PLAYOFFS				
			GP	G	A	P	PIM	+/-	GP	G	A	P	PIM	
2010-11	Toronto	AHL	73	3	10	13	88	+10	-	-	-	-	-	
	<b>TORONTO</b>	<b>NHL</b>	<b>2</b>	<b>0</b>	<b>0</b>	<b>0</b>	<b>2</b>	<b>-1</b>	-	-	-	-	-	
2011-12	Toronto	AHL	67	1	19	20	68	+7	17	1	4	5	39	
2012-13	Toronto	AHL	46	1	10	11	46	+14	8	0	1	1	24	
	<b>TORONTO</b>	<b>NHL</b>	<b>22</b>	<b>2</b>	<b>1</b>	<b>3</b>	<b>28</b>	<b>-12</b>	-	-	-	-	-	
2013-14	Toronto	AHL	72	5	18	23	104	+5	10	2	5	7	4	
2014-15	Toronto	AHL	9	0	2	2	10	-1	-	-	-	-	-	
	<b>TORONTO</b>	<b>NHL</b>	<b>34</b>	<b>0</b>	<b>6</b>	<b>6</b>	<b>25</b>	<b>+3</b>	-	-	-	-	-	
2015-16	San Diego	AHL	9	0	3	3	0	+2	-	-	-	-	-	
	<b>ANAHEIM</b>	<b>NHL</b>	<b>29</b>	<b>0</b>	<b>3</b>	<b>3</b>	<b>10</b>	<b>-3</b>	-	-	-	-	-	
<b>NHL TOTALS</b>			<b>87</b>	<b>2</b>	<b>10</b>	<b>12</b>	<b>65</b>	<b>-13</b>	-	-	-	-	-	

### 2015-16 SEASON HIGHLIGHTS:

- Appeared in his fourth NHL season, his first with Anaheim...collected 0-3=3 points with 10 PIM in 29 games.
- Earned his first career multi-point game (0-2=2) in a 7-1 victory, Mar. 14 vs. NJ.
- Recorded his first point as a Duck (assist) in a 4-2 win on Nov. 1 vs. NSH.
- Made his Anaheim debut on Oct. 18 vs. MIN, a 4-1 Ducks victory.
- Began the season with San Diego (AHL), earning three assists (0-3=3) and a +2 rating in nine games.

### REAL TIME STATISTICS

TOI/GAME	HITS	BLOCKED SHOTS
14:45	57	32

### PLAYOFF EXPERIENCE:

- Has yet to appear in the Stanley Cup Playoffs.





# SHAWN HORCOFF | 22

**POSITION:**

Center

**SHOOTS:**

Left

**HEIGHT:**

6'1"

**WEIGHT:**

210 lbs.

**BORN:**

September 17, 1978 (37);  
Trail, British Columbia

**AQUIRED:**

Signed as a free agent, July 2, 2015

**DRAFTED:**

By Edmonton in the fourth round  
(99th overall) of the 1998 NHL Draft

**REGULAR SEASON**

**PLAYOFFS**

YEAR	TEAM	LEAGUE	GP	G	A	P	PIM	+/-	GP	G	A	P	PIM
2000-01	EDMONTON	NHL	49	9	7	16	10	+8	5	0	0	0	0
	Hamilton	AHL	24	10	18	28	19	-7	-	-	-	-	-
2001-02	EDMONTON	NHL	61	8	14	22	18	+3	-	-	-	-	-
	HAMILTON	AHL	2	1	2	3	6	+2	-	-	-	-	-
2002-03	EDMONTON	NHL	78	12	21	33	55	+10	6	3	1	4	6
2003-04	EDMONTON	NHL	80	15	25	40	73	0	-	-	-	-	-
2004-05	Mora IK	Sweden	50	19	27	46	117	-11	-	-	-	-	-
2005-06	EDMONTON	NHL	79	22	51	73	85	0	24	7	12	19	12
2006-07	EDMONTON	NHL	80	16	35	51	56	-22	-	-	-	-	-
2007-08	EDMONTON	NHL	53	21	29	50	30	+1	-	-	-	-	-
2008-09	EDMONTON	NHL	80	17	36	53	39	+7	-	-	-	-	-
2009-10	EDMONTON	NHL	77	13	23	36	51	-29	-	-	-	-	-
2010-11	EDMONTON	NHL	47	9	18	27	46	-1	-	-	-	-	-
2011-12	EDMONTON	NHL	81	13	21	34	24	-23	-	-	-	-	-
2012-13	EDMONTON	NHL	31	7	5	12	24	+8	-	-	-	-	-
2013-14	DALLAS	NHL	77	7	13	20	52	+1	6	1	5	6	5
2014-15	DALLAS	NHL	76	11	18	29	27	+9	-	-	-	-	-
2015-16	ANAHEIM	NHL	59	6	9	15	34	+1	-	-	-	-	-
<b>NHL TOTALS</b>			<b>1,008</b>	<b>186</b>	<b>325</b>	<b>511</b>	<b>624</b>	<b>-27</b>	<b>41</b>	<b>11</b>	<b>18</b>	<b>29</b>	<b>23</b>

**CAREER PLAYOFF HIGHLIGHTS**

**GOALS:**

1, 11 times (last: Apr. 25, 2014 w/DAL @ ANA, First Round Game 5)

**ASSISTS:**

3, Apr. 25, 2006 w/EDM vs. DET, CQF Game 3

**POINTS:**

3, two times (last: May 14, 2006 w/EDM @ SJ, CSF Game 5; 1-2=3)

**SOG:**

4, two times (last Apr. 23, 2014 w/DAL vs. ANA, First Round Game 4)

**PIM:**

5, Apr. 25, 2014 w/DAL @ ANA, First Round Game 5

**PLUS/MINUS:**

+3, Apr. 25, 2006 w/EDM vs. DET, CQF Game 3

**TOI:**

36:43, May 10, 2006 w/EDM vs. SJ, CSF Game 3

**2015-16 SEASON HIGHLIGHTS:**

- Appeared in his 15th NHL season, his first with Anaheim...scored 6-9=15 points with a +1 rating and 34 PIM in 59 games.
- Ranked third on the team in faceoff win percentage (51.1%) and faceoff wins (320).
- Earned two assists (0-2=2) along with a season-high +3 rating in his 1,000th career NHL game, Mar. 24 @ TOR...was the seventh player to reach the 1,000-game milestone in an Anaheim uniform and first since Saku Koivu in 2011-12.
- Recorded his 500th career point with his second goal of the season, Nov. 11 vs. EDM.

**REAL TIME STATISTICS**

TOI/GAME	FACEOFF W-L	FACEOFF %	HITS	BLOCKED SHOTS
13:17	320-306	51.1	58	24

**PLAYOFF EXPERIENCE:**

- Has reached the Stanley Cup Playoffs on four previous occasions, most recently with Dallas in a 2014 First Round series vs. Anaheim...paced Dallas in postseason scoring (1-5=6) and assists in the six-game series.
- Helped lead Edmonton to Game 7 of the Stanley Cup Final in 2006, collecting 7-12=19 points in 24 postseason games...set playoff career highs in goals, assists, points and games.





**POSITION:**  
Center

**SHOOTS:**  
Right

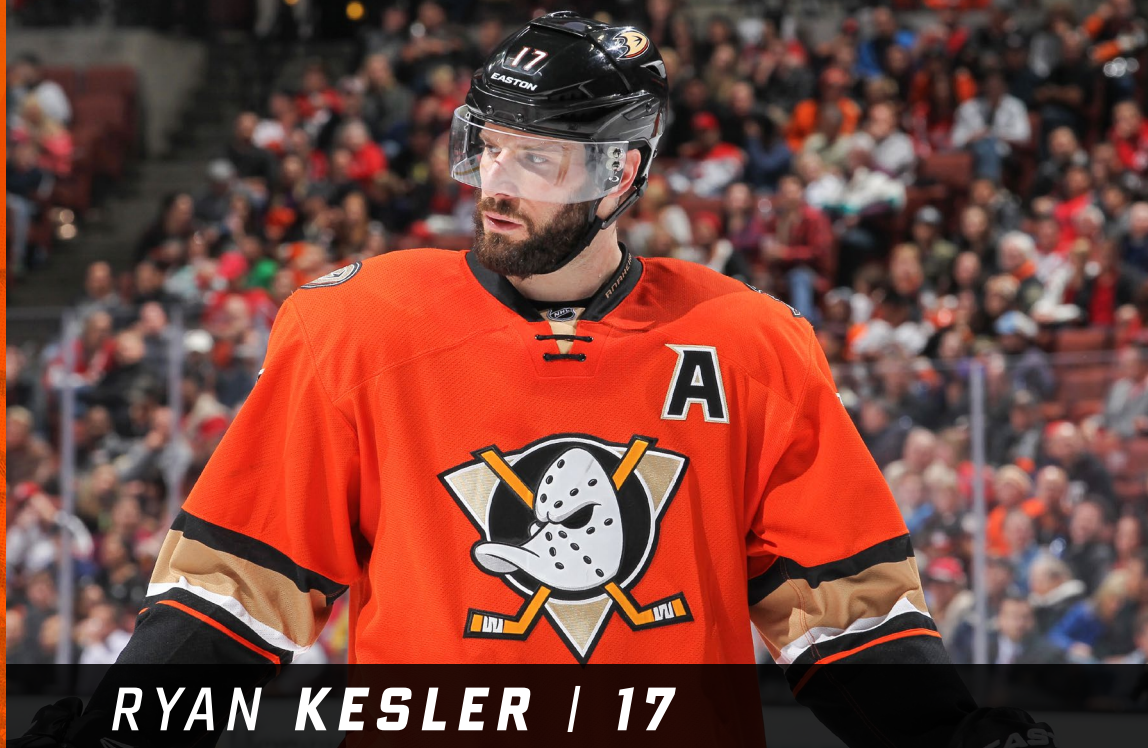
**HEIGHT:**  
6'2"

**WEIGHT:**  
202 lbs.

**BORN:**  
August 31, 1984 (31);  
Livonia, Michigan

**ACQUIRED:**  
From Vancouver with a third-round selection in the 2015 NHL Draft in exchange for Nick Bonino, Luca Sbisa and first-round and third-round selections in the 2014 NHL Draft, June 27, 2014

**DRAFTED:**  
By Vancouver in the first round (23rd overall) of the 2003 NHL Draft



## RYAN KESLER | 17

### CAREER PLAYOFF HIGHLIGHTS

**GOALS:**  
2, four times (last: Apr. 22, 2015 @ WPG, First Round Game 4)

**ASSISTS:**  
2, six times (last: Apr. 11, 2012 w/VAN vs. LA, CQF Game 1)

**POINTS:**  
3, two times (last: May 5, 2011 w/VAN @ NSH, CSF Game 3; 1-2=3)

**SOG:**  
6, six times (last: Apr. 13, 2012 w/VAN vs. LA, CQF Game 2)

**PIM:**  
17, June 6, 2011 w/VAN @ BOS, SCF Game 3

**PLUS/MINUS:**  
+3, Apr. 22, 2015 @ WPG, First Round Game 4

**TOI:**  
35:42, May 19, 2015 vs. CHI, WCF Game 2

### REGULAR SEASON

### PLAYOFFS

YEAR	TEAM	LEAGUE	GP	G	A	P	PIM	+/-	GP	G	A	P	PIM
2003-04	Manitoba	AHL	33	3	8	11	29	-4	-	-	-	-	-
	<b>VANCOUVER</b>	<b>NHL</b>	<b>IN 28</b>	<b>2</b>	<b>3</b>	<b>5</b>	<b>16</b>	<b>-2</b>	-	-	-	-	-
2004-05	Manitoba	AHL	78	30	28	58	105	+22	14	4	5	9	8
2005-06	<b>VANCOUVER</b>	<b>NHL</b>	<b>82</b>	<b>10</b>	<b>13</b>	<b>23</b>	<b>79</b>	<b>+1</b>	-	-	-	-	-
2006-07	<b>VANCOUVER</b>	<b>NHL</b>	<b>48</b>	<b>6</b>	<b>10</b>	<b>16</b>	<b>40</b>	<b>+1</b>	<b>1</b>	<b>0</b>	<b>0</b>	<b>0</b>	<b>0</b>
2007-08	<b>VANCOUVER</b>	<b>NHL</b>	<b>80</b>	<b>21</b>	<b>16</b>	<b>37</b>	<b>79</b>	<b>+1</b>	-	-	-	-	-
2008-09	<b>VANCOUVER</b>	<b>NHL</b>	<b>82</b>	<b>26</b>	<b>33</b>	<b>59</b>	<b>61</b>	<b>+8</b>	<b>10</b>	<b>2</b>	<b>2</b>	<b>4</b>	<b>14</b>
2009-10	<b>VANCOUVER</b>	<b>NHL</b>	<b>82</b>	<b>25</b>	<b>50</b>	<b>75</b>	<b>104</b>	<b>+1</b>	<b>12</b>	<b>1</b>	<b>9</b>	<b>10</b>	<b>4</b>
	United States	Olympics	6	2	0	2	2	+5	-	-	-	-	-
2010-11	<b>VANCOUVER</b>	<b>NHL</b>	<b>82</b>	<b>41</b>	<b>32</b>	<b>73</b>	<b>66</b>	<b>+24</b>	<b>25</b>	<b>7</b>	<b>12</b>	<b>19</b>	<b>47</b>
2011-12	<b>VANCOUVER</b>	<b>NHL</b>	<b>77</b>	<b>22</b>	<b>27</b>	<b>49</b>	<b>56</b>	<b>+11</b>	<b>5</b>	<b>0</b>	<b>3</b>	<b>3</b>	<b>6</b>
2012-13	<b>VANCOUVER</b>	<b>NHL</b>	<b>17</b>	<b>4</b>	<b>9</b>	<b>13</b>	<b>12</b>	<b>-5</b>	<b>4</b>	<b>2</b>	<b>0</b>	<b>2</b>	<b>0</b>
2013-14	<b>VANCOUVER</b>	<b>NHL</b>	<b>77</b>	<b>25</b>	<b>18</b>	<b>43</b>	<b>81</b>	<b>-15</b>	-	-	-	-	-
	United States	Olympics	6	1	3	4	0	+6	-	-	-	-	-
2014-15	<b>ANAHEIM</b>	<b>NHL</b>	<b>81</b>	<b>20</b>	<b>27</b>	<b>47</b>	<b>75</b>	<b>-5</b>	<b>16</b>	<b>7</b>	<b>6</b>	<b>13</b>	<b>24</b>
2015-16	<b>ANAHEIM</b>	<b>NHL</b>	<b>79</b>	<b>21</b>	<b>32</b>	<b>53</b>	<b>78</b>	<b>+5</b>	-	-	-	-	-
<b>NHL TOTALS</b>			<b>815</b>	<b>223</b>	<b>270</b>	<b>493</b>	<b>747</b>	<b>+25</b>	<b>73</b>	<b>19</b>	<b>32</b>	<b>51</b>	<b>95</b>

### 2015-16 SEASON HIGHLIGHTS:

- Appeared in his 12th NHL season, his second with Anaheim...scored 21-32=53 points with a +5 rating and 78 PIM in 79 games...marked his third career 20-goal, 30-assist season...co-led all NHL forwards in blocked shots (92)...led Anaheim in faceoff win percentage (58.5%), faceoff wins (980) and hits (168), ranked second in goals and assists, and third in scoring and PPG (5).
- Ranked second among NHL leaders in faceoff win percentage and ranked sixth in faceoff wins (980), while winning at least 50% of his draws in 58-of-79 games...over his final 56 games, won a league-best 59.9% of his draws...in that span, won at least 50% of his faceoffs 44 times, at least 60% on 30 occasions, 70% 11 times and 80% once.
- Collected 8-12=20 points with a +12 rating in his final 17 games from Mar. 3-Apr. 9...during that stretch, led Anaheim in scoring, assists and plus/minus, and ranked second in goals.

### REAL TIME STATISTICS

TOI/GAME	FACEOFF W-L	FACEOFF %	HITS	BLOCKED SHOTS
19:31	980-695	58.5	168	92

### PLAYOFF EXPERIENCE:

- Will make his eighth Stanley Cup Playoff appearance, his second with Anaheim...owns the third-most career playoff appearances among Anaheim skaters (73), trailing only Ryan Getzlaf (97) and Corey Perry (90).
- Matched his playoff career best in goals (7) in 2015 with Anaheim...ranked second among NHL leaders in faceoff wins (221) and fourth in faceoff win percentage (57.6%)...each of his six playoff assists were primary (first assist) and either tied the score or put the Ducks ahead...four of his seven postseason goals came in the third period.
- Helped lead Vancouver to Game 7 of the Stanley Cup Final in 2011...finished the 2011 postseason with career highs in goals, assists, points (7-12=19) and appearances (25).





# HAMPUS LINDHOLM | 47

**POSITION:**  
Defenseman

**SHOOTS:**  
Left

**HEIGHT:**  
6'3"

**WEIGHT:**  
205 lbs.

**BORN:**  
January 20, 1994 (22);  
Helsingborg, Sweden

**DRAFTED:**  
By Anaheim in the first round (sixth overall) of the 2012 NHL Draft

YEAR	TEAM	LEAGUE	REGULAR SEASON							PLAYOFFS				
			GP	G	A	P	PIM	+/-	GP	G	A	P	PIM	
2012-13	Norfolk	AHL	44	1	10	11	16	+5	-	-	-	-	-	
2013-14	ANAHEIM	NHL	78	6	24	30	36	+29	11	0	2	2	0	
2014-15	ANAHEIM	NHL	78	7	27	34	32	+25	16	2	8	10	10	
2015-16	ANAHEIM	NHL	80	10	18	28	40	+7	-	-	-	-	-	
<b>NHL TOTALS</b>			<b>236</b>	<b>23</b>	<b>69</b>	<b>92</b>	<b>108</b>	<b>+61</b>	<b>27</b>	<b>2</b>	<b>10</b>	<b>12</b>	<b>10</b>	

## 2015-16 SEASON HIGHLIGHTS:

- Appeared in his third NHL season, earning 10-18=28 points with a +7 rating in 80 games...established career highs in goals and games played.
- Led Anaheim with a career-high 115 blocked shots...also paced team defensemen in goals, PPG (4) and appearances, ranked second in scoring and third in assists.
- Posted a career-high three-game goal streak (3-0=3) from Feb. 2-5...sparked the streak with his first career SHG on Feb. 2 vs. SJ.
- Appeared in his 200th career NHL game in a 3-1 win on Jan. 20 vs. MIN.

## REAL TIME STATISTICS

TOI/GAME	HITS	BLOCKED SHOTS
22:00	68	115

## PLAYOFF EXPERIENCE:

- Has reached the Stanley Cup Playoffs in each of his three NHL seasons with Anaheim...entered the 2016 postseason ranked tied for fifth among franchise defensemen in playoff scoring (2-10=12) and assists.
- Concluded the 2015 Stanley Cup Playoffs tied for sixth among NHL defensemen in scoring (2-8=10) and tied for fifth among blueliners in assists (8).
- Recorded a career-high four-game point streak (1-4=5) from Apr. 20-May 3, 2015, the longest playoff scoring streak by an Anaheim defenseman since Chris Pronger's five-game streak (1-6=7) from Apr. 27-May 7, 2009.

## CAREER PLAYOFF HIGHLIGHTS

### GOALS:

1, two times (last: May 17, 2015 vs. CHI, WCF Game 1)

### ASSISTS:

2, Apr. 30, 2015 vs. CGY, Second Round Game 1

### POINTS:

2, two times (last: May 17, 2015 vs. CHI, WCF Game 1; 1-1=2)

### SOG:

3, four times (last: May 30, 2015 vs. CHI, WCF Game 7)

### PIM:

4, May 3, 2015 vs. CGY, Second Round Game 2

### PLUS/MINUS:

+2, May 3, 2015 vs. CGY, Second Round Game 2

### TOI:

44:07, May 19, 2015 vs. CHI, WCF Game 2



**POSITION:**  
Defenseman

**SHOOTS:**  
Right

**HEIGHT:**  
6'3"

**WEIGHT:**  
215 lbs.

**BORN:**  
October 7, 1991 (24);  
Hinsdale, Illinois

**DRAFTED:**  
By Anaheim in the sixth round (160th  
overall) of the 2011 NHL Draft



## JOSH MANSON | 42

YEAR	TEAM	LEAGUE	REGULAR SEASON							PLAYOFFS				
			GP	G	A	P	PIM	+/-	GP	G	A	P	PIM	
2014-15	Norfolk	AHL	36	3	9	12	47	-6	-	-	-	-	-	
	ANAHEIM	NHL	28	0	3	3	31	+1	-	-	-	-	-	
2015-16	ANAHEIM	NHL	71	5	10	15	74	+11	-	-	-	-	-	
NHL TOTALS			99	5	13	18	105	+12	-	-	-	-	-	

### 2015-16 SEASON HIGHLIGHTS:

- Appeared in his second NHL season with Anaheim, recording 5-10=15 points with a +11 rating and 74 PIM in 71 games.
- Ranked second on the team and led Anaheim defensemen in hits (158)...also led team blueliners in plus/minus, ranked second in PIM, tied for second in appearances and tied for third among Ducks defensemen in goals.
- Was tied for sixth among NHL defensemen in plus/minus following the Christmas break (+17)...had a plus-or-even rating in 23 of his final 27 games.
- Earned his first career multi-point game (0-2=2) on Mar. 14 vs. NJ and scored his first career NHL goal in a 4-2 victory on Nov. 6 vs. CBJ.

### REAL TIME STATISTICS

TOI/GAME	HITS	BLOCKED SHOTS
18:46	158	67

### PLAYOFF EXPERIENCE:

- Has yet to appear in the Stanley Cup Playoffs.





# JAMIE MCGINN | 88

**POSITION:**

Left Wing

**SHOOTS:**

Left

**HEIGHT:**

6'1"

**WEIGHT:**

205 lbs.

**BORN:**

August 5, 1988 (27);  
Fergus, Ontario

**ACQUIRED:**

From Buffalo in exchange for a conditional third-round selection in the 2016 NHL Draft, February 29, 2016

**DRAFTED:**

By San Jose in the second round (36th overall) of the 2006 NHL Draft

**REGULAR SEASON**

**PLAYOFFS**

YEAR	TEAM	LEAGUE	GP	G	A	P	PIM	+/-	GP	G	A	P	PIM
2007-08	Worcester	AHL	8	0	2	2	0	-4	-	-	-	-	-
2008-09	SAN JOSE	NHL	35	4	2	6	2	-6	-	-	-	-	-
	Worcester	AHL	47	19	11	30	52	+4	6	4	0	4	19
2009-10	SAN JOSE	NHL	59	10	3	13	38	-3	15	0	0	0	8
	Worcester	AHL	27	7	14	21	15	+5	-	-	-	-	-
2010-11	SAN JOSE	NHL	49	1	5	6	33	-6	7	0	1	1	30
	Worcester	AHL	30	9	11	20	27	-7	-	-	-	-	-
2011-12	SAN JOSE	NHL	61	12	12	24	26	+1	-	-	-	-	-
	COLORADO	NHL	17	8	5	13	11	-4	-	-	-	-	-
2012-13	COLORADO	NHL	47	11	11	22	26	-13	-	-	-	-	-
2013-14	COLORADO	NHL	79	19	19	38	30	-3	7	2	3	5	2
2014-15	COLORADO	NHL	19	4	2	6	6	-9	-	-	-	-	-
2015-16	BUFFALO	NHL	63	14	13	27	10	-10	-	-	-	-	-
	ANAHEIM	NHL	21	8	4	12	23	+3	-	-	-	-	-
<b>NHL TOTALS</b>			<b>450</b>	<b>91</b>	<b>76</b>	<b>167</b>	<b>205</b>	<b>-50</b>	<b>29</b>	<b>2</b>	<b>4</b>	<b>6</b>	<b>40</b>

**2015-16 SEASON HIGHLIGHTS:**

- Split his eighth NHL season with Anaheim and Buffalo, combining for 22-17=39 points with 33 PIM in 88 games...established career high in goals and points.
- Was acquired by the Ducks at the trade deadline and went on to post 8-4=12 points with a +3 rating and 23 PIM in 21 games with Anaheim.
- Became the first player to score in his first two games with Anaheim since Alex Grant (2-0=2; Nov. 30 and Dec. 11, 2013)...scored in his first game with Anaheim on Mar. 2 vs. MTL, becoming the second Duck to score in his debut in 2015-16 (also David Perron).

**REAL TIME STATISTICS**

TOI/GAME	FACEOFF W-L	FACEOFF %	HITS	BLOCKED SHOTS
14:17	4-3	57.1	164	27

**PLAYOFF EXPERIENCE:**

- Has appeared in 29 Stanley Cup Playoff games with San Jose and Colorado, scoring 2-4=6 points with 40 PIM.
- Reached the Western Conference Final twice with the Sharks (2010-11).
- Set playoff career highs in points (2-3=5), goals and assists with Colorado during its 2014 First Round series against MIN.

**CAREER PLAYOFF HIGHLIGHTS**

**GOALS:**

1, two times (last: Apr. 30, 2014 w/ COL vs. MIN, First Round Game 7)

**ASSISTS:**

1, four times (last: Apr. 30, 2014 w/ COL vs. MIN, First Round Game 7)

**POINTS:**

2, two times (last: Apr. 30, 2014 w/ COL vs. MIN, First Round Game 7; 1-1=2)

**SOG:**

5, Apr. 28, 2014 w/COL @ MIN, First Round Game 6

**PIM:**

15, two times (last: May 20, 2011 w/ SJ vs. VAN, WCF Game 3)

**PLUS/MINUS:**

+1, three times (last: May 22, 2011 w/SJ vs. VAN, WCF Game 4)

**TOI:**

19:48, Apr. 17, 2014 w/COL vs. MIN, First Round Game 1



**POSITION:**

Left Wing

**SHOOTS:**

Right

**HEIGHT:**

6'0"

**WEIGHT:**

200 lbs.

**BORN:**May 28, 1988 (27);  
Sherbrooke, Quebec**ACQUIRED:**

From Pittsburgh with Adam Clendening in exchange for Carl Hagelin, January 15, 2016

**DRAFTED:**

By St. Louis in the first round (26th overall) of the 2007 NHL Draft

**DAVID PERRON | 57****CAREER PLAYOFF HIGHLIGHTS****GOALS:**

1, two times (last: Apr. 21, 2012 w/ STL vs. SJ, CQF Game 5)

**ASSISTS:**

1, eight times (last: Apr. 18, 2013 w/ STL vs. NYR, CQF Game 2)

**POINTS:**

2, Apr. 19, 2012 w/STL @ SJ, CQF Game 4 (0-2=2)

**SOG:**

9, Apr. 21, 2009 w/STL vs. VAN, CQF Game 4

**PIM:**

4, three times (last: May 4, 2013 w/ STL @ LA, CQF Game 3)

**PLUS/MINUS:**

+2, two times (last: May 3, 2012 w/ STL @ LA, CSF Game 4)

**TOI:**

25:30, Apr. 21, 2009 w/STL vs. VAN, CQF Game 4

**REGULAR SEASON****PLAYOFFS**

YEAR	TEAM	LEAGUE	GP	G	A	P	PIM	+/-	GP	G	A	P	PIM
2007-08	ST. LOUIS	NHL	62	13	14	27	38	+16	-	-	-	-	-
2008-09	ST. LOUIS	NHL	81	15	35	50	50	+13	4	1	1	2	4
2009-10	ST. LOUIS	NHL	82	20	27	47	60	-10	-	-	-	-	-
2010-11	ST. LOUIS	NHL	10	5	2	7	12	+7	-	-	-	-	-
2011-12	ST. LOUIS	NHL	57	21	21	42	28	+19	9	1	4	5	10
2012-13	ST. LOUIS	NHL	48	10	15	25	44	0	6	0	2	2	6
2013-14	EDMONTON	NHL	78	28	29	57	90	-16	-	-	-	-	-
2014-15	EDMONTON	NHL	38	5	14	19	20	-17	-	-	-	-	-
2015-16	PITTSBURGH	NHL	43	12	10	22	42	-8	5	0	1	1	4
	PITTSBURGH	NHL	43	4	12	16	28	-13	-	-	-	-	-
	ANAHEIM	NHL	28	8	12	20	34	+12	-	-	-	-	-

**NHL TOTALS**

570 141 191 332 446 +3 24 2 8 10 24

**2015-16 SEASON HIGHLIGHTS:**

- Split his ninth NHL season with Anaheim and Pittsburgh, combining for 12-24=36 points with 62 PIM in 71 games.
- Following his Jan. 15 acquisition by Anaheim, collected 8-12=20 points with a +12 rating and 34 PIM in 28 games with the Ducks.
- Averaged a point per game along with a +10 rating in his first 12 contests with Anaheim (5-7=12).
- Suffered a shoulder separation on Mar. 20 @ WPG and missed the final 11 games of the regular season.

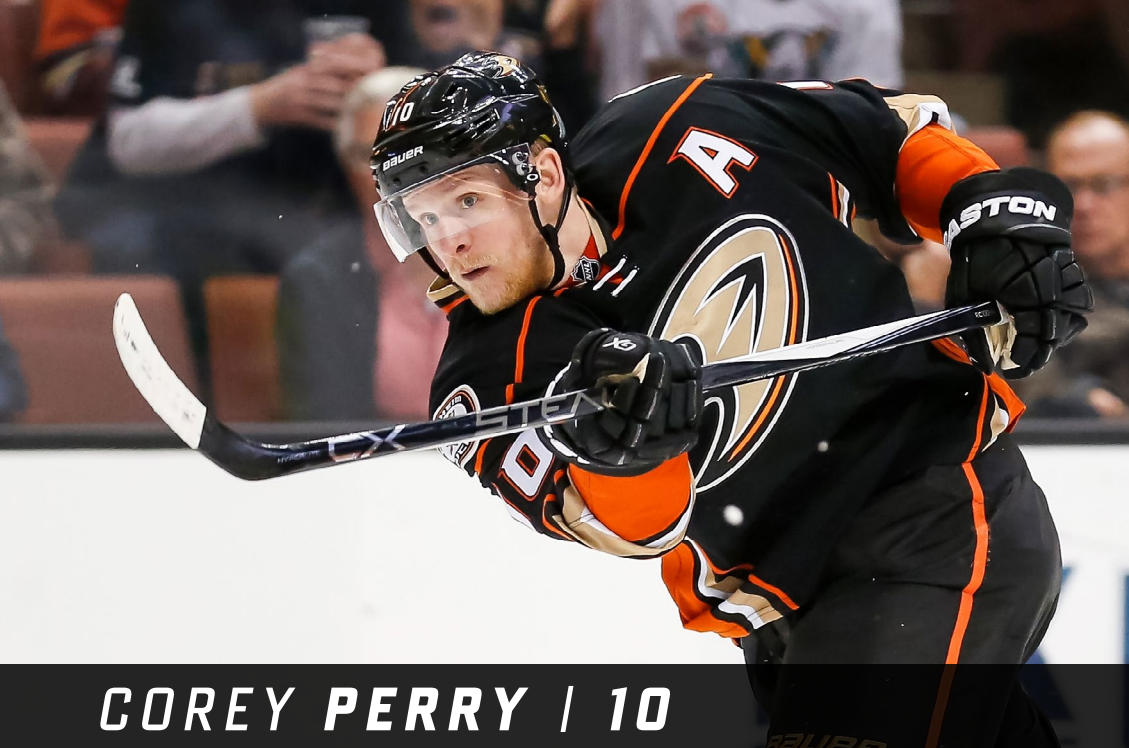
**REAL TIME STATISTICS**

TOI/GAME	FACEOFF W-L	FACEOFF %	HITS	BLOCKED SHOTS
15:12	2-8	20.0%	142	28

**PLAYOFF EXPERIENCE:**

- Marks his fourth playoff appearance in the last five seasons.
- Has appeared in four Stanley Cup Playoffs with St. Louis (three) and Pittsburgh, scoring 2-8=10 points with 24 PIM in 24 games.
- Advanced to the Western Conference Semifinal with St. Louis in 2012, recording career highs in assists (4), points (1-4=5) and appearances (9).





# COREY PERRY | 10

**POSITION:**

Right Wing

**SHOOTS:**

Right

**HEIGHT:**

6'3"

**WEIGHT:**

210 lbs.

**BORN:**

May 16, 1985 (30);  
Peterborough, Ontario

**DRAFTED:**

By Anaheim in the first round (28th overall) of the 2003 NHL Draft

**REGULAR SEASON**

**PLAYOFFS**

YEAR	TEAM	LEAGUE	GP	G	A	P	PIM	+/-	GP	G	A	P	PIM
2005-06	Portland	AHL	19	16	18	34	32	-	1	1	0	1	0
	ANAHEIM	NHL	56	13	12	25	50	+1	11	0	3	3	16
2006-07	ANAHEIM	NHL	82	17	27	44	55	+12	21	6	9	15	37
2007-08	ANAHEIM	NHL	70	29	25	54	108	+12	3	2	1	3	8
2008-09	ANAHEIM	NHL	78	32	40	72	109	+10	13	8	6	14	36
2009-10	ANAHEIM	NHL	82	27	49	76	111	0	-	-	-	-	-
	Canada	Olympics	7	4	1	5	2	-	-	-	-	-	-
2010-11	ANAHEIM	NHL	82	50	48	98	104	+9	6	2	6	8	4
2011-12	ANAHEIM	NHL	80	37	23	60	127	-7	-	-	-	-	-
2012-13	ANAHEIM	NHL	44	15	21	36	72	+10	7	0	2	2	4
2013-14	ANAHEIM	NHL	81	43	39	82	65	+32	13	4	7	11	19
	Canada	Olympics	6	0	1	1	0	+4	-	-	-	-	-
2014-15	ANAHEIM	NHL	67	33	22	55	67	+13	16	10	8	18	14
2015-16	ANAHEIM	NHL	82	34	28	62	68	+2	-	-	-	-	-
<b>NHL TOTALS</b>			<b>804</b>	<b>330</b>	<b>334</b>	<b>664</b>	<b>936</b>	<b>+94</b>	<b>90</b>	<b>32</b>	<b>42</b>	<b>74</b>	<b>138</b>

**2015-16 SEASON HIGHLIGHTS:**

- Appeared in his 11th NHL season with Anaheim, collecting 34-28=62 points with a +2 rating and 68 PIM...recorded his sixth career 30-goal season to match Paul Kariya for the second-most in franchise history...was one of three Anaheim players to appear in all 82 games.
- Ranked tied for ninth among NHL leaders in goals and tied for eighth in PPG (12)...led Anaheim in goals, PPG and power play points (12-12=24), co-led in shots on net (215) and ranked second in scoring and GWG (6).
- Appeared in his 800th career NHL game, Apr. 3 vs. DAL.
- Surpassed Paul Kariya for sole possession of second place on the franchise's all-time goal list with the 301st of his career, Nov. 13 vs. NYI.
- Scored the lone goal in the championship game of the 2016 Honda NHL All-Star Game, a 1-0 win by the Pacific Division over the Atlantic Division.

**REAL TIME STATISTICS**

TOI/GAME	FACEOFF W-L	FACEOFF %	HITS	BLOCKED SHOTS
17:42	2-8	20.0	104	36

**PLAYOFF EXPERIENCE:**

- Has qualified for the postseason in nine of his 11 seasons with Anaheim...among franchise playoff leaders, ranks second in all-time points (34-42=74), goals, and assists, tied for third in PPG (8), and fourth in appearances (90).
- Equaled the franchise record for goals (10) in a single postseason in 2015...collected his first playoff career OT goal, the fourth series-winning OT goal in club history, in Game 5 of the Second Round on May 10 vs. CGY...matched the franchise record for points (2-2=4) in Game 1 of the Second Round on Apr. 30 vs. CGY...became the first player to record multiple games (also Apr. 16 vs. WPG; 2-2=4) of four points or more in one postseason since PHI's Keith Primeau in 2004...was the fourth player in the last 15 years to score both the tying and winning goals in the third period of the same playoff game in Game 1 of the First Round on Apr. 16 vs. WPG.
- Appeared in all six CQF games vs. NSH in 2011, recording 2-6=8 points with four PIM...led the team in scoring and co-lead in assists.
- Won his first Stanley Cup with Anaheim in 2007, ranking tied for seventh in the NHL in points (15).

**CAREER PLAYOFF HIGHLIGHTS**

**GOALS:**

2, three times (last: Apr. 30, 2015 vs. CGY, Second Round Game 1)

**ASSISTS:**

2, 12 times (last: May 3, 2015 vs. CGY, Second Round Game 2)

**POINTS:**

4, two times (last: Apr. 30, 2015 vs. CGY, Second Round Game 1; 2-2=4)

**SOG:**

8, May 10, 2015 vs. CGY, Second Round Game 5

**PIM:**

17, May 12, 2009 vs. DET, CSF Game 6

**PLUS/MINUS:**

+3, Apr. 23, 2009 vs. SJ, CQF Game 4

**TOI:**

38:06, May 3, 2009 @ DET, CSF Game 2



**POSITION:**

Left Wing

**SHOOTS:**

Left

**HEIGHT:**

6'0"

**WEIGHT:**

183 lbs.

**BORN:**April 10, 1991 (25);  
Toronto, Ontario**ACQUIRED:**From Florida in exchange for a  
sixth-round selection in the 2016  
NHL Draft, February 29, 2016**DRAFTED:**By Chicago in the second round  
(59th overall) of the 2009 NHL Draft**BRANDON PIRRI | 11**

YEAR	TEAM	LEAGUE	REGULAR SEASON					PLAYOFFS					
			GP	G	A	P	PIM	+/-	GP	G	A	P	PIM
2010-11	CHICAGO	NHL	1	0	0	0	0	-1	-	-	-	-	-
	Rockford	AHL	70	12	31	43	50	-6	-	-	-	-	-
2011-12	Rockford	AHL	66	23	33	56	36	+9	-	-	-	-	-
	CHICAGO	NHL	5	0	2	2	0	+2	-	-	-	-	-
2012-13	Rockford	AHL	76	22	53	75	72	+11	-	-	-	-	-
	CHICAGO	NHL	1	0	0	0	0	0	-	-	-	-	-
2013-14	Rockford	AHL	26	11	15	26	10	-1	-	-	-	-	-
	CHICAGO	NHL	28	6	5	11	6	+6	-	-	-	-	-
2014-15	FLORIDA	NHL	21	7	7	14	2	0	-	-	-	-	-
	FLORIDA	NHL	49	22	2	24	14	+6	-	-	-	-	-
2015-16	FLORIDA	NHL	52	11	13	24	30	-4	-	-	-	-	-
	ANAHEIM	NHL	9	3	2	5	0	0	-	-	-	-	-
<b>NHL TOTALS</b>			<b>166</b>	<b>49</b>	<b>31</b>	<b>80</b>	<b>52</b>	<b>+9</b>	-	-	-	-	-

**2015-16 SEASON HIGHLIGHTS:**

- Split his third full NHL season with Anaheim and Florida, collecting 14-15=29 points with 30 PIM in 61 games...set career highs in points, assists and games played.
- Earned a career-tying 1-2=3 points on Mar. 24 in his hometown of Toronto for his first points as a Duck.
- Missed the final five games of the regular season with an upper-body injury...was also sidelined for his first 13 games with the Ducks recovering from an ankle sprain.
- Recorded 2-5=7 points along with a +5 rating during a career-high five-game scoring streak with the Panthers from Dec. 8-17...capped the streak with his first career three-point game (1-2=3) in a 5-1 win on Dec. 17 @ NJ.

**REAL TIME STATISTICS**

TOI/GAME	FACEOFF W-L	FACEOFF %	HITS	BLOCKED SHOTS
14:30	66-77	46.2%	66	14

**PLAYOFF EXPERIENCE:**

- Has yet to appear in the Stanley Cup Playoffs.





# RICKARD RAKELL | 67

**POSITION:**

Center

**SHOOTS:**

Right

**HEIGHT:**

6'2"

**WEIGHT:**

201 lbs.

**BORN:**

May 5, 1993 (22);  
Sundbyberg, Sweden

**DRAFTED:**

By Anaheim in the first round (30th overall) of the 2011 NHL Draft

**REGULAR SEASON**

**PLAYOFFS**

YEAR	TEAM	LEAGUE	GP	G	A	P	PIM	+/-	GP	G	A	P	PIM
2012-13	Plymouth	OHL	40	21	23	44	12	+19	15	6	9	15	10
	ANAHEIM	NHL	4	0	0	0	0	-2	-	-	-	-	-
2013-14	Norfolk	AHL	46	14	23	37	12	+7	1	0	1	1	0
	ANAHEIM	NHL	18	0	4	4	2	-3	4	1	1	2	0
2014-15	ANAHEIM	NHL	71	9	22	31	10	+6	16	1	0	1	2
	Norfolk	AHL	2	1	3	4	0	+3	-	-	-	-	-
2015-16	ANAHEIM	NHL	72	20	23	43	19	-1	-	-	-	-	-
<b>NHL TOTALS</b>			<b>165</b>	<b>29</b>	<b>49</b>	<b>78</b>	<b>31</b>	<b>0</b>	<b>20</b>	<b>2</b>	<b>1</b>	<b>3</b>	<b>2</b>

**2015-16 SEASON HIGHLIGHTS:**

- Appeared in his fourth NHL season, recording his first career 20-goal campaign...set career highs in goals, assists, points (20-23=43) and games played (72).
- Led the team in GWG (7) and OT goals (2), co-led in home plus/minus (+10) and ranked tied for third in goals and third overall in shooting percentage (11.8%)...also finished third among Anaheim forwards in hits (121).
- Guided Anaheim to victory with a pair of OT goals on Mar. 26 @ OTT (4-3) and Feb. 26 vs. EDM (2-1)...his two overtime winners ranked tied for 10th among NHL leaders.

**REAL TIME STATISTICS**

TOI/GAME	FACEOFF W-L	FACEOFF %	HITS	BLOCKED SHOTS
16:04	197-254	43.7	121	30

**PLAYOFF EXPERIENCE:**

- Has appeared in two career Stanley Cup Playoffs with Anaheim...played all 16 of Anaheim's postseason games in 2015, scoring one goal (1-0=1) with two PIM
- Became the youngest player in franchise history to score a playoff OT goal at 21 years and 350 days, clinching Anaheim's 5-4 win at 5:12 of OT in Game 3 of the 2015 First Round on Apr. 20 @ WPG.
- Scored his first career NHL goal (Lehtonen) in Game 5 of the 2014 First Round on Apr. 25 vs. DAL and earned his first career postseason assist in Game 6 of the First Round on Apr. 27 @ DAL.

**CAREER PLAYOFF HIGHLIGHTS**

**GOALS:**

1, two times (last: Apr. 20, 2015 @ WPG, First Round Game 3)

**ASSISTS:**

1, Apr. 27, 2014 @ DAL, First Round Game 6

**POINTS:**

1, three times (last: Apr. 20, 2015 @ WPG, First Round Game 3)

**SOG:**

2, eight times (last: May 30, 2015 vs. CHI, WCF Game 7)

**PIM:**

2, May 3, 2015 vs. CGY, Second Round Game 2

**PLUS/MINUS:**

+1, two times (last: Apr. 30, 2015 vs. CGY, Second Round Game 1)

**TOI:**

19:16, May 19, 2015 vs. CHI, WCF Game 2





**POSITION:**

Left Wing

**SHOOTS:**

Left

**HEIGHT:**

6'2"

**WEIGHT:**

232 lbs.

**BORN:**December 5, 1995 (20);  
Orangeville, Ontario**DRAFTED:**Selected by Anaheim in the first  
round (10th overall) of the 2014  
NHL Draft**NICK RITCHIE | 37**

YEAR	TEAM	LEAGUE	REGULAR SEASON						PLAYOFFS				
			GP	G	A	P	PIM	+/-	GP	G	A	P	PIM
2015-16	San Diego	AHL	37	16	13	29	57	-4	-	-	-	-	-
	ANAHEIM	NHL	33	2	2	4	37	-2	-	-	-	-	-
<b>NHL TOTALS</b>			<b>33</b>	<b>2</b>	<b>2</b>	<b>4</b>	<b>37</b>	<b>-2</b>	-	-	-	-	-

**2015-16 SEASON HIGHLIGHTS:**

- Made his NHL debut with Anaheim, collecting 2-2=4 points with 37 PIM in 33 games...concluded the season on a two-game scoring streak (1-1=2) from Apr. 9-10, including a goal in Anaheim's division-clinching 2-0 win on Apr. 10 @ WSH.
- Scored his first NHL goal (Kinkaid) in a 7-1 victory, Mar. 14 vs. NJ.
- Collected his first career NHL point (assist) in a 4-0 win, Nov. 30 vs. VAN.
- Logged 10:39 TOI in his NHL debut, Nov. 16 @ CAR.
- Earned his final recall from San Diego (AHL) on Apr. 9...began his first professional season with the Gulls, scoring 16-13=29 points with 57 PIM in 37 games.

**REAL TIME STATISTICS**

TOI/GAME	FACEOFF W-L	FACEOFF %	HITS	BLOCKED SHOTS
11:45	1-2	33.3	93	10

**PLAYOFF EXPERIENCE:**

- Has yet to appear in the Stanley Cup Playoffs.





# MIKE SANTORELLI | 25

**POSITION:**

Center

**SHOOTS:**

Right

**HEIGHT:**

6'0"

**WEIGHT:**

189 lbs.

**BORN:**

December 14, 1985 (30);  
Vancouver, British Columbia

**ACQUIRED:**

Signed as a free agent, August 17,  
2015

**DRAFTED:**

By Nashville in the sixth round  
(178th overall) of the 2004 NHL  
Draft

**REGULAR SEASON**

**PLAYOFFS**

YEAR	TEAM	LEAGUE	GP	G	A	P	PIM	+/-	GP	G	A	P	PIM
2008-09	Milwaukee	AHL	70	27	43	70	36	-1	11	6	5	11	6
	NASHVILLE	NHL	7	0	0	0	2	-5	-	-	-	-	-
2009-10	NASHVILLE	NHL	25	2	1	3	8	-8	-	-	-	-	-
	Milwaukee	AHL	57	26	33	59	20	+17	7	3	4	7	2
2010-11	FLORIDA	NHL	82	20	21	41	20	-17	-	-	-	-	-
2011-12	FLORIDA	NHL	60	9	2	11	18	-10	-	-	-	-	-
2012-13	Tingsryds AIF	Sweden-2	4	0	1	1	0	0	-	-	-	-	-
	FLORIDA	NHL	24	2	1	3	2	-7	-	-	-	-	-
	San Antonio	AHL	7	2	3	5	0	+2	-	-	-	-	-
	WINNIPEG	NHL	10	0	1	1	0	-5	-	-	-	-	-
2013-14	VANCOUVER	NHL	49	10	18	28	6	+9	-	-	-	-	-
2014-15	TORONTO	NHL	57	11	18	29	8	+7	-	-	-	-	-
	NASHVILLE	NHL	22	1	3	4	6	-7	4	1	0	1	0
2015-16	ANAHEIM	NHL	70	9	9	18	8	-4	-	-	-	-	-
<b>NHL TOTALS</b>			<b>406</b>	<b>64</b>	<b>74</b>	<b>138</b>	<b>78</b>	<b>-47</b>	<b>4</b>	<b>1</b>	<b>0</b>	<b>1</b>	<b>0</b>

**2015-16 SEASON HIGHLIGHTS:**

- Appeared in his eighth NHL season, his first with Anaheim...earned 9-9=18 points with eight PIM in 70 games.
- Reached the 400-game milestone on Mar. 22 @ MTL.
- Recorded his fifth career multi-goal game (2-0=2) to lead Anaheim to a 6-4 win on Feb. 15 @ CGY.
- Collected his eighth career GWG in a 1-0 victory on Dec. 4 vs. SJ.

**REAL TIME STATISTICS**

TOI/GAME	FACEOFF W-L	FACEOFF %	HITS	BLOCKED SHOTS
10:05	75-83	47.5	28	20

**PLAYOFF EXPERIENCE:**

- Made his postseason debut in the 2015 Stanley Cup Playoffs, scoring one goal in four games during Nashville's First Round series vs. CHI.
- Scored in his first career Stanley Cup Playoff goal in his debut, a 6-2 win in Game 2 of the First Round on Apr. 17 vs. CHI.

**CAREER PLAYOFF HIGHLIGHTS**

**GOALS:**

1, Apr. 17, 2015 w/NSH vs. CHI,  
First Round Game 2

**ASSISTS:**

None

**POINTS:**

1, Apr. 17, 2015 w/NSH vs. CHI,  
First Round Game 2 (1-0=1)

**SOG:**

3, Apr. 19, 2015 w/NSH vs. CHI,  
First Round Game 3

**PIM:**

None

**PLUS/MINUS:**

+2, Apr. 17, 2015 w/NSH vs. CHI,  
First Round Game 2

**TOI:**

19:21, Apr. 21, 2015 w/NSH @ CHI,  
First Round Game 4



**POSITION:**  
Right Wing

**SHOOTS:**  
Right

**HEIGHT:**  
6'2"

**WEIGHT:**  
196 lbs.

**BORN:**  
October 13, 1990 (25);  
Gävle, Sweden

**ACQUIRED:**  
From Ottawa with Stefan Noesen and  
a first-round selection in the 2014  
NHL Draft in exchange for Bobby  
Ryan, July 5, 2013

**DRAFTED:**  
By Ottawa in the second round  
(39th overall) of the 2009 NHL Draft



## JAKOB SILFVERBERG | 33

### CAREER PLAYOFF HIGHLIGHTS

**GOALS:**

1, eight times (last: May 17, 2015 vs. CHI, WCF Game 1)

**ASSISTS:**

2, four times (last: May 25, 2015 vs. CHI, WCF Game 5)

**POINTS:**

3, Apr. 20, 2015 @ WPG, First Round Game 3 (1-2=3)

**SOG:**

5, two times (last: May 8, 2015 @ CGY, Second Round Game 4)

**PIM:**

4, two times (last: May 23, 2015 @ CHI, WCF Game 4)

**PLUS/MINUS:**

+3, Apr. 22, 2015 @ WPG, First Round Game 4

**TOI:**

32:18, May 19, 2015 vs. CHI, WCF Game 2

### REGULAR SEASON

### PLAYOFFS

YEAR	TEAM	LEAGUE	GP	G	A	P	PIM	+/-	GP	G	A	P	PIM
2011-12	Brynäs	Sweden	49	24	30	54	10	-	16	13	7	20	4
	OTTAWA	NHL	-	-	-	-	-	-	2	0	0	0	2
2012-13	Binghamton	AHL	34	13	16	29	2	+4	-	-	-	-	-
	OTTAWA	NHL	48	10	9	19	12	+9	10	2	2	4	2
2013-14	ANAHEIM	NHL	52	10	13	23	12	+2	13	2	0	2	4
	Sweden	Olympics	6	0	1	1	2	+1	-	-	-	-	-
2014-15	ANAHEIM	NHL	81	13	26	39	24	+15	16	4	14	18	16
2015-16	ANAHEIM	NHL	82	20	19	39	32	+8	-	-	-	-	-
<b>NHL TOTALS</b>			<b>263</b>	<b>53</b>	<b>67</b>	<b>120</b>	<b>80</b>	<b>+34</b>	<b>41</b>	<b>8</b>	<b>16</b>	<b>24</b>	<b>24</b>

### 2015-16 SEASON HIGHLIGHTS:

- Appeared in his fourth NHL season, his third with Anaheim...recorded his first career 20-goal season along with 39 points and a +8 rating...was one of three Anaheim players to appear in all 82 games.
- Finished with 11 goals and a +9 in his last 15 games, the most in the NHL (Ovechkin, 9) in that span.
- Scored his first career OT goal in a 3-2 victory on Mar. 20 @ WPG.
- Earned his first career hat trick, first four-point game (3-1=4) and first +4 rating to lead Anaheim to a 7-1 win on Mar. 14 vs. NJ.
- Picked up his 100th career NHL point (goal) on Feb. 13 @ CHI and appeared in his 200th career NHL game on Nov. 17 @ NSH.
- Converted on four of seven shootout attempts (57.1%)...owns the best shootout efficiency rating in NHL history among players with at least 15 attempts (18-for-30, 60.0%).

### REAL TIME STATISTICS

TOI/GAME	FACEOFF W-L	FACEOFF %	HITS	BLOCKED SHOTS
16:58	4-16	20.0	87	58

### PLAYOFF EXPERIENCE:

- Has appeared in the last four consecutive Stanley Cup Playoffs with Anaheim (2014-15) and Ottawa (2012-13).
- Set playoff career highs in points (4-14=18), goals, assists and games played (16) in 2015...ranked third among playoff leaders in assists and tied for seventh in scoring...his 1.13 points-per-game average in the playoffs ranked tied for second in the NHL.
- Scored the GWG with 21 seconds remaining in Game 2 of the 2015 First Round on Apr. 18 vs. WPG, establishing a franchise playoff record for the latest go-ahead goal...the tally marked the latest tie-breaking goal in regulation in the previous 287 Stanley Cup Playoff games (VAN's Raffi Torres, 19:41 of the third period in Game 1 of the SCF, June 1, 2011 vs. BOS).
- Earned the GWG in a 4-3 win in Game 5 of the 2014 Second Round on May 12 vs. LA.





# CHRIS STEWART | 29

**POSITION:**

Right Wing

**SHOOTS:**

Right

**HEIGHT:**

6'2"

**WEIGHT:**

231 lbs.

**BORN:**

October 30, 1987 (28);  
Toronto, Ontario

**ACQUIRED:**

Signed as a free agent, July 12, 2015

**DRAFTED:**

By Colorado in the first round (18th overall) of the 2006 NHL Draft

YEAR	TEAM	LEAGUE	REGULAR SEASON						PLAYOFFS				
			GP	G	A	P	PIM	+/-	GP	G	A	P	PIM
2008-09	Lake Erie	AHL	19	5	6	11	23	-4	-	-	-	-	-
	COLORADO	NHL	53	11	8	19	54	-18	-	-	-	-	-
2009-10	COLORADO	NHL	77	28	36	64	73	+4	6	3	0	3	4
	Lake Erie	AHL	2	0	0	0	2	0	-	-	-	-	-
2010-11	COLORADO	NHL	36	13	17	30	38	-10	-	-	-	-	-
	ST. LOUIS	NHL	26	15	8	23	15	+4	-	-	-	-	-
2011-12	ST. LOUIS	NHL	79	15	15	30	109	+1	7	2	0	2	12
2012-13	Crimmitschau ETC	Germany-2	15	6	14	20	24	-	-	-	-	-	-
	Liberec Bili Tygri HC	Czech	5	0	1	1	2	0	-	-	-	-	-
2013-14	ST. LOUIS	NHL	48	18	18	36	40	0	6	0	1	1	0
	ST. LOUIS	NHL	58	15	11	26	112	+2	-	-	-	-	-
2014-15	BUFFALO	NHL	5	0	0	0	6	-2	-	-	-	-	-
	BUFFALO	NHL	61	11	4	25	63	-30	-	-	-	-	-
2015-16	MINNESOTA	NHL	20	3	8	11	25	+4	8	0	2	2	2
	ANAHEIM	NHL	56	8	12	20	73	+2	-	-	-	-	-
<b>NHL TOTALS</b>			<b>519</b>	<b>137</b>	<b>147</b>	<b>284</b>	<b>608</b>	<b>-43</b>	<b>27</b>	<b>5</b>	<b>3</b>	<b>8</b>	<b>18</b>

**2015-16 SEASON HIGHLIGHTS:**

- Appeared in his eighth NHL season, his first with Anaheim...collected 8-12=20 points with a +2 rating and 73 PIM...was limited to 56 games due to a fractured jaw, which resulted in a 19-game absence from Feb. 13-Mar. 22...had 2-4=6 points with a +6 rating in his previous nine games leading up to the injury.
- Reached the 500-game milestone in a 4-1 Ducks victory, Jan. 13 vs. OTT.
- Recorded his 20th career multi-assist game (1-2=3) along with a career-tying +3 rating in a 4-2 victory on Nov. 1 vs. NSH.

**REAL TIME STATISTICS**

TOI/GAME	FACEOFF W-L	FACEOFF %	HITS	BLOCKED SHOTS
10:47	3-6	33.3	72	10

**PLAYOFF EXPERIENCE:**

- Has made four previous trips to the Stanley Cup Playoffs with Colorado (2010), St. Louis (2012 and 2013) and Minnesota (2015).
- Made his debut in the Stanley Cup Playoffs in 2010, recording a career-high three goals (3-0=3) in six CQF games vs. SJ...scored the GWG with 50 seconds remaining in regulation in his NHL postseason debut on Apr. 14 @ SJ, a 2-1 win in Game 1 of the CQF.

**CAREER PLAYOFF HIGHLIGHTS**

**GOALS:**

2, two times (last: May, 3, 2012 w/STL @ LA, CQF Game 3)

**ASSISTS:**

1, three times (last: Apr. 24, 2015 w/ MIN @ STL, First Round Game 5)

**POINTS:**

2, two times (last: May 3, 2012 w/STL @ LA, CQF Game 3; 2-0=2)

**SOG:**

6, two times (last: May 8, 2013 w/STL vs. LA, CQF Game 5)

**PIM:**

7, May 6, 2012 w/STL @ LA, CQF Game 4

**PLUS/MINUS:**

+1, Apr. 24, 2015 w/MIN vs. STL, CQF Game 5

**TOI:**

21:42, Apr. 20, 2010 w/COL vs. SJ, CQF Game 4



**POSITION:**  
Defenseman

**SHOOTS:**  
Left

**HEIGHT:**  
6'4"

**WEIGHT:**  
216 lbs.

**BORN:**  
February 19, 1985 (31);  
Port McNeill, British Columbia

**ACQUIRED:**  
Signed as a free agent, July 1, 2014

**DRAFTED:**  
By Minnesota in the third round  
(79th overall) of the 2004 NHL Draft



## CLAYTON STONER | 3

### CAREER PLAYOFF HIGHLIGHTS

**GOALS:**

1, two times (last: May 27, 2015 @ CHI, WCF Game 6)

**ASSISTS:**

1, three times (last: May 13, 2014 w/ MIN vs. CHI, Second Round Game 6)

**POINTS:**

1, five times (last: May 27, 2015 @ CHI, WCF Game 6)

**SOG:**

3, four times (last: May 27, 2015 @ CHI, WCF Game 6)

**PIM:**

12, Apr. 28, 2014 w/MIN vs. COL, First Round Game 6

**PLUS/MINUS:**

+2, Apr 22, 2015 @ WPG, First Round Game 4

**TOI:**

28:54, May 19, 2015 @ CHI, WCF Game 2

### REGULAR SEASON

### PLAYOFFS

YEAR	TEAM	LEAGUE	GP	G	A	P	PIM	+/-	GP	G	A	P	PIM
2009-10	Houston	AHL	26	3	7	10	52	+14	-	-	-	-	-
	MINNESOTA	NHL	8	0	2	2	12	+1	-	-	-	-	-
2010-11	MINNESOTA	NHL	57	2	7	9	96	+5	-	-	-	-	-
2011-12	MINNESOTA	NHL	51	1	4	5	62	+3	-	-	-	-	-
2012-13	MINNESOTA	NHL	48	0	10	10	42	0	1	0	1	1	0
2013-14	MINNESOTA	NHL	63	1	4	5	84	-6	13	1	2	3	26
2014-15	ANAHEIM	NHL	69	1	7	8	68	-2	16	1	0	1	10
2015-16	ANAHEIM	NHL	50	1	5	6	67	+4	-	-	-	-	-
<b>NHL TOTALS</b>			<b>346</b>	<b>6</b>	<b>39</b>	<b>45</b>	<b>431</b>	<b>+5</b>	<b>30</b>	<b>2</b>	<b>3</b>	<b>5</b>	<b>36</b>

### 2015-16 SEASON HIGHLIGHTS:

- Appeared in his seventh NHL season, his second with Anaheim...scored 1-5=6 points with a +4 rating and 67 PIM in 50 games...co-led the team in major penalties (7) and ranked fifth in hits (123).
- Posted his highest plus/minus rating since his rookie season with Minnesota in 2010-11 (+5).
- Reached several milestones during the regular season, including his 300th career NHL game on Oct. 24 @ MIN and 100th game as a Duck on Dec. 31 @ EDM.

### REAL TIME STATISTICS

TOI/GAME	HITS	BLOCKED SHOTS
15:21	123	55

### PLAYOFF EXPERIENCE:

- Reached the Stanley Cup Playoffs for the third straight season in 2015, his first with the Ducks...scored one goal (1-0=1) with a +4 rating and 10 PIM in all 16 postseason games for Anaheim...ranked second among team leaders in hits (60)...scored his second career playoff goal in Game 6 of the WCF on May 27 @ CHI...his 28:54 TOI in Game 2 of the WCF on May 19 vs. CHI marked a postseason career high.
- Dressed in all 13 playoff games for Minnesota in the First Round against Colorado and Second Round vs. Chicago in 2014.





# SHEA THEODORE | 53

**POSITION:**  
Defenseman

**SHOOTS:**  
Left

**HEIGHT:**  
6'2"

**WEIGHT:**  
195 lbs.

**BORN:**  
August 3, 1995 (20);  
Langley, British Columbia

**DRAFTED:**  
By Anaheim in the first round (26th  
overall) of the 2013 NHL Draft

YEAR	TEAM	LEAGUE	REGULAR SEASON						PLAYOFFS				
			GP	G	A	P	PIM	+/-	GP	G	A	P	PIM
2013-14	Seattle	WHL	70	22	57	79	39	+19	9	0	5	5	4
	Norfolk	AHL	4	0	0	0	0	-2	4	1	2	3	2
2014-15	Seattle	WHL	43	13	35	48	16	+17	6	3	6	9	0
	Norfolk	AHL	9	4	7	11	2	-3	-	-	-	-	-
2015-16	San Diego	AHL	50	9	29	38	34	-3	-	-	-	-	-
	<b>ANAHEIM</b>	<b>NHL</b>	<b>19</b>	<b>3</b>	<b>5</b>	<b>8</b>	<b>2</b>	<b>+7</b>	-	-	-	-	-
<b>NHL TOTALS</b>			<b>19</b>	<b>3</b>	<b>5</b>	<b>8</b>	<b>2</b>	<b>+7</b>	-	-	-	-	-

**2015-16 SEASON HIGHLIGHTS:**

- Made his NHL debut with Anaheim, registering 3-5=8 points with a +7 rating and two PIM in 19 games.
- Anaheim was 14-4-1 with Theodore in the lineup during the regular season.
- Earned his first career multi-point game (1-1=2) on Jan. 26 @ BOS and his first career NHL assist on Jan. 15 vs. DAL.
- Became the third-youngest defenseman in club history to score a GWG (20 years, five months, 10 days) in a 4-1 win on Jan. 13 vs. OTT...also represented his first career NHL goal (Anderson).
- Made his NHL debut on Dec. 29 @ CGY, logging 15:45 TOI.
- Earned his final recall from San Diego (AHL) on Apr. 9...began his first professional season with the Gulls, scoring 9-29=38 points with 34 PIM.

**REAL TIME STATISTICS**

TOI/GAME	HITS	BLOCKED SHOTS
19:06	6	22

**PLAYOFF EXPERIENCE:**

- Has yet to appear in the Stanley Cup Playoffs.



**POSITION:**  
Center

**SHOOTS:**  
Left

**HEIGHT:**  
6'0"

**WEIGHT:**  
212 lbs.

**BORN:**  
October 5, 1984 (31);  
Anchorage, Alaska

**ACQUIRED:**  
From Tampa Bay in exchange for a fourth-round and seventh-round selection in the 2015 NHL Draft, June 29, 2014

**DRAFTED:**  
By Boston in the sixth round (183rd overall) of the 2003 NHL Draft



# NATE THOMPSON | 44

## CAREER PLAYOFF HIGHLIGHTS

**GOALS:**

1, three times (last: May 17, 2015 vs. CHI, WCF Game 1)

**ASSISTS:**

1, seven times (last: May 27, 2015 @ CHI, WCF Game 6)

**POINTS:**

2, May 17, 2015 vs. CHI, WCF Game 1; 1-1=2

**SOG:**

5, May 4, 2011 w/TB vs. WSH, CQF Game 4

**PIM:**

2, five times (last: May 8, 2015 @ CGY, Second Round Game 4)

**PLUS/MINUS:**

+2, four times (last: May 17, 2015 vs. CHI, WCF Game 1)

**TOI:**

28:42, May 19, 2015 vs. CHI, WCF Game 2

### REGULAR SEASON

### PLAYOFFS

YEAR	TEAM	LEAGUE	GP	G	A	P	PIM	+/-	GP	G	A	P	PIM
2006-07	Providence	AHL	67	8	15	23	74	-8	13	0	2	2	9
	BOSTON	NHL	4	0	0	0	0	0	-	-	-	-	-
2007-08	Providence	AHL	75	19	20	39	83	+13	10	2	3	5	4
2008-09	NY ISLANDERS	NHL	43	2	2	4	49	-11	-	-	-	-	-
	NY ISLANDERS	NHL	39	1	5	6	39	-14	-	-	-	-	-
2009-10	TAMPA BAY	NHL	32	1	3	4	17	-3	-	-	-	-	-
	TAMPA BAY	NHL	79	10	15	25	29	-6	18	1	3	4	4
2011-12	TAMPA BAY	NHL	68	9	6	15	21	-23	-	-	-	-	-
2012-13	Alaska	ECHL	24	7	14	21	23	+4	-	-	-	-	-
	TAMPA BAY	NHL	45	7	8	15	17	-2	-	-	-	-	-
2013-14	TAMPA BAY	NHL	81	9	7	16	27	+3	4	0	0	0	0
2014-15	ANAHEIM	NHL	80	5	13	18	39	+0	12	2	4	6	6
2015-16	ANAHEIM	NHL	49	3	3	6	47	-1	-	-	-	-	-
<b>NHL TOTALS</b>			<b>520</b>	<b>47</b>	<b>62</b>	<b>109</b>	<b>285</b>	<b>-57</b>	<b>34</b>	<b>3</b>	<b>7</b>	<b>10</b>	<b>10</b>

### 2015-16 SEASON HIGHLIGHTS:

- Appeared in his ninth NHL season, his second with Anaheim...scored 3-3=6 points with 47 PIM in 49 games.
- Anaheim went 33-10-6 with Thompson in the lineup.
- Posted a career-high three-game goal streak (3-0=3) from Mar. 30-Apr. 3, helping Anaheim to a 2-1-0 record.
- Appeared in his 500th career NHL game on Feb. 18 @ VAN, a 5-2 Ducks victory.
- Made his 2015-16 season debut on Dec. 2 vs. TB after missing 25 games due to off-season shoulder surgery.

### REAL TIME STATISTICS

TOI/GAME	FACEOFF W-L	FACEOFF %	HITS	BLOCKED SHOTS
11:35	235-216	52.1	103	40

### PLAYOFF EXPERIENCE:

- Has appeared in three previous Stanley Cup Playoffs with Anaheim and Tampa Bay.
- Established playoff career highs in points (2-4=6), goals, assists and plus/minus (+5) in 2015 with the Ducks...led the club in faceoff percentage (58.6) and ranked third in faceoff wins (99)...appeared in his second career conference final in 2015 against Chicago.
- Helped Tampa Bay to the ECF in 2011, collecting 1-3=4 points in 18 games vs. PIT, WSH and BOS.





# SAMI VATANEN | 45

**POSITION:**  
Defenseman

**SHOOTS:**  
Right

**HEIGHT:**  
5'10"

**WEIGHT:**  
183 lbs.

**BORN:**  
June 3, 1991 (24);  
Jyvaskyla, Finland

**DRAFTED:**  
By Anaheim in the fourth round  
(106th overall) of the 2009 NHL  
Draft

YEAR	TEAM	LEAGUE	REGULAR SEASON							PLAYOFFS				
			GP	G	A	P	PIM	+/-	GP	G	A	P	PIM	
2012-13	Norfolk	AHL	62	9	36	45	44	0	-	-	-	-	-	
	ANAHEIM	NHL	8	2	0	2	0	+3	-	-	-	-	-	
2013-14	Norfolk	AHL	8	2	5	7	4	0	-	-	-	-	-	
	ANAHEIM	NHL	48	6	15	21	22	+9	5	0	1	1	0	
	Finland	Olympics	6	0	5	5	0	+3	-	-	-	-	-	
2014-15	ANAHEIM	NHL	67	12	25	37	36	+5	16	3	8	11	8	
2015-16	ANAHEIM	NHL	71	9	29	38	20	+8	-	-	-	-	-	
<b>NHL TOTALS</b>			<b>194</b>	<b>29</b>	<b>69</b>	<b>98</b>	<b>78</b>	<b>+25</b>	<b>21</b>	<b>3</b>	<b>9</b>	<b>12</b>	<b>8</b>	

## 2015-16 SEASON HIGHLIGHTS:

- Appeared in his fourth NHL season with Anaheim, scoring 9-29=38 points with a +8 rating and 20 PIM in 71 games...set career highs in points, assists and appearances.
- Led Anaheim defensemen in scoring, GWG (2), assists, points per game (0.54) and power play points (4-15=19)...ranked second in goals.
- Was Anaheim's highest scoring defenseman since Lubomir Visnovsky (18-50=68) and Cam Fowler (10-30=40) in 2010-11.

## REAL TIME STATISTICS

TOI/GAME	HITS	BLOCKED SHOTS
21:18	85	105

## PLAYOFF EXPERIENCE:

- Scored 3-8=11 points with a +5 rating and eight PIM in 16 Stanley Cup Playoff games last year...concluded the 2015 postseason ranked tied for third among NHL defensemen in scoring, tied for second in goals and tied for fifth in assists and plus/minus...led Anaheim in blocked shots (37)...matched franchise playoff records for defensemen in points (1-2=3) and assists in Game 1 of the First Round on Apr. 16 vs. WPG...also tied the club record for goals by a defenseman in a playoff series (2) in the First Round series vs. WPG.
- Made his Stanley Cup Playoff debut in 2014, recording one assist in five games.

## CAREER PLAYOFF HIGHLIGHTS

### GOALS:

1, three times (last: May 25, 2015 vs. CHI, WCF Game 5)

### ASSISTS:

2, Apr. 16, 2015 vs. WPG, First Round Game 1

### POINTS:

3, Apr. 16, 2015 vs. WPG, First Round Game 1 (1-2=3)

### SOG:

5, two times (last: May 19, 2015 vs. CHI, WCF Game 2)

### PIM:

2, two times (last: May 30, 2015 vs. CHI, WCF Game 7)

### PLUS/MINUS:

+2, two times (last: Apr. 22, 2015 @ WPG, First Round Game 4)

### TOI:

37:57, May 19, 2015 vs. CHI, WCF Game 2





**POSITION:**

Center

**SHOOTS:**

Right

**HEIGHT:**

6'0"

**WEIGHT:**

195 lbs.

**BORN:**May 27, 1991 (24);  
Walpole, Massachusetts**ACQUIRED:**Claimed on waivers from Colorado,  
February 25, 2016**DRAFTED:**By Anaheim in the fifth round  
(122nd overall) of the 2010 NHL  
Draft**CHRIS WAGNER | 62****CAREER PLAYOFF HIGHLIGHTS****GOALS:**

None

**ASSISTS:**

None

**POINTS:**

None

**SOG:**

None

**PIM:**

None

**PLUS/MINUS:**0, two times (last: Apr. 18, 2015 vs.  
WPG, First Round Game 2)**TOI:**9:15, Apr. 16, 2015 vs. WPG,  
First Round Game 1**REGULAR SEASON****PLAYOFFS**

YEAR	TEAM	LEAGUE	GP	G	A	P	PIM	+/-	GP	G	A	P	PIM
2012-13	Norfolk	AHL	70	8	13	21	65	5	-	-	-	-	-
2013-14	Norfolk	AHL	76	14	14	28	68	-6	10	2	3	5	10
2014-15	Norfolk	AHL	48	15	13	28	65	-7	-	-	-	-	-
	ANAHEIM	NHL	9	0	0	0	2	-2	2	0	0	0	0
2015-16	ANAHEIM	NHL	17	0	2	2	19	0	-	-	-	-	-
	San Diego	AHL	15	6	4	10	30	+1	-	-	-	-	-
	COLORADO	NHL	26	4	0	4	9	-2	-	-	-	-	-
<b>NHL TOTALS</b>			<b>52</b>	<b>4</b>	<b>2</b>	<b>6</b>	<b>30</b>	<b>-4</b>	<b>2</b>	<b>0</b>	<b>0</b>	<b>0</b>	<b>0</b>

**2015-16 SEASON HIGHLIGHTS:**

- Split his first NHL season with Anaheim and Colorado, combining for 4-2=6 points with 28 PIM in 43 games.
- Began the season with Anaheim before being claimed on waivers by Colorado on Nov. 15...was claimed again on waivers by Anaheim and assigned to San Diego on Feb. 25...earned his final recall to Anaheim on Apr. 1, the same day he signed a two-year contract extension.
- Scored his first four career NHL goals with the Avalanche, including his first two in consecutive games on Nov. 25 vs. OTT and Nov. 28 vs. WPG.
- Also appeared in 15 games with San Diego (AHL), collecting 6-4=10 points with a +1 rating and 22 PIM in 15 games.

**REAL TIME STATISTICS**

TOI/GAME	FACEOFF W-L	FACEOFF %	HITS	BLOCKED SHOTS
9:09	148-126	54.0	95	27

**PLAYOFF EXPERIENCE:**

- Made his Stanley Cup Playoff debut in 2015, appearing in Games 1 and 2 of the First Round vs. WPG.



# 2015-16 REGULAR SEASON ROSTER

## OPENING ROSTER

No.	PLAYER	POS.	HT	WT	BORN	BIRTHPLACE
2	Kevin Bieksa	D	6-1	200	June 16, 1981	Grimsby, Ontario
3	Clayton Stoner	D	6-3	212	Feb. 19, 1985	Port McNeill, British Columbia
4	Cam Fowler	D	6-1	211	Dec. 5, 1991	Windsor, Ontario
7	Andrew Cogliano	LW	5-10	184	June 14, 1987	Toronto, Ontario
10	Corey Perry	RW	6-3	213	May 16, 1985	Peterborough, Ontario
15	Ryan Getzlaf	C	6-4	218	May 10, 1985	Regina, Saskatchewan
17	Ryan Kesler	C	6-2	208	Aug. 31, 1984	Livonia, Michigan
18	Tim Jackman	RW	6-2	224	Nov. 14, 1981	Minot, North Dakota
19	Patrick Maroon	LW	6-2	231	Apr. 23, 1988	St. Louis, Missouri
22	Shawn Horcoff	C	6-1	210	Sept. 17, 1978	Trail, British Columbia
24	Simon Despres	D	6-4	214	July 27, 1991	Laval, Quebec
25	Mike Santorelli	C	6-0	189	Dec. 14, 1985	Vancouver, British Columbia
26	Carl Hagelin	LW	5-11	186	Aug. 23, 1988	Sodertalje, Sweden
29	Chris Stewart	RW	6-2	239	Oct. 30, 1987	Toronto, Ontario
30	Anton Khudobin	G	5-11	203	May 7, 1986	Kamenogorsk, Kazakhstan
31	Frederik Andersen	G	6-3	236	Oct. 2, 1989	Herning, Denmark
33	Jakob Silfverberg	RW	6-0	199	Oct. 13, 1990	Galve, Sweden
42	Josh Manson	D	6-3	215	Oct. 7, 1991	Hinsdale, Illinois
44	Nate Thompson	C	6-0	210	Oct. 5, 1984	Anchorage, Alaska
45	Sami Vatanen	D	5-10	180	June 3, 1991	Jyvaskyla, Finland
46	Jiri Sekac	LW	6-2	195	June 10, 1992	Kladno, Czech Republic
47	Hampus Lindholm	D	6-3	205	Jan. 20, 1994	Helsingborg, Sweden
62	Chris Wagner	C	6-0	202	May 27, 1991	Walpole, Massachusetts
67	Rickard Rakell	C	6-1	191	May 5, 1993	Sundbyberg, Sweden

## CLOSING ROSTER

No.	PLAYER	POS.	HT	WT	BORN	BIRTHPLACE
2	Kevin Bieksa	D	6-1	200	June 16, 1981	Grimsby, Ontario
3	Clayton Stoner	D	6-3	212	Feb. 19, 1985	Port McNeill, British Columbia
4	Cam Fowler	D	6-1	211	Dec. 5, 1991	Windsor, Ontario
5	Korbinian Holzer	D	6-3	215	Feb. 16, 1988	Munich, Germany
7	Andrew Cogliano	LW	5-10	184	June 14, 1987	Toronto, Ontario
10	Corey Perry	RW	6-3	213	May 16, 1985	Peterborough, Ontario
11	Brandon Pirri	LW	6-0	183	Apr. 10, 1991	Toronto, Ontario
15	Ryan Getzlaf	C	6-4	218	May 10, 1985	Regina, Saskatchewan
16	Ryan Garbutt	LW	6-0	195	Aug. 12, 1985	Edmonton, Alberta
17	Ryan Kesler	C	6-2	208	Aug. 31, 1984	Livonia, Michigan
22	Shawn Horcoff	C	6-1	210	Sept. 17, 1978	Trail, British Columbia
24	Simon Despres	D	6-4	214	July 27, 1991	Laval, Quebec
25	Mike Santorelli	C	6-0	189	Dec. 14, 1985	Vancouver, British Columbia
29	Chris Stewart	RW	6-2	239	Oct. 30, 1987	Toronto, Ontario
30	Anton Khudobin	G	5-11	203	May 7, 1986	Kamenogorsk, Kazakhstan
31	Frederik Andersen	G	6-3	236	Oct. 2, 1989	Herning, Denmark
33	Jakob Silfverberg	RW	6-0	199	Oct. 13, 1990	Galve, Sweden
36	John Gibson	G	6-3	227	July 14, 1993	Pittsburgh, Pennsylvania
37	Nick Ritchie	LW	6-2	232	Dec. 5, 1995	Orangeville, Ontario
42	Josh Manson	D	6-3	215	Oct. 7, 1991	Hinsdale, Illinois
44	Nate Thompson	C	6-0	210	Oct. 5, 1984	Anchorage, Alaska
45	Sami Vatanen	D	5-10	180	June 3, 1991	Jyvaskyla, Finland
46	Corey Tropp	RW	6-0	185	July 25, 1989	Grosse Pointe Woods, Michigan
47	Hampus Lindholm	D	6-3	205	Jan. 20, 1994	Helsingborg, Sweden
53	Shea Theodore	D	6-2	195	Aug. 3, 1995	Langley, British Columbia
57	David Perron	LW	6-0	200	May 28, 1988	Sherbrooke, Quebec
62	Chris Wagner	C	6-0	202	May 27, 1991	Walpole, Massachusetts
64	Stefan Noesen	RW	6-1	205	Feb. 12, 1993	Plano, Texas
67	Rickard Rakell	C	6-1	191	May 5, 1993	Sundbyberg, Sweden
77	Michael Sgarbossa	C	6-0	189	July 25, 1992	Campbellville, Ontario
88	Jamie McGinn	L	6-1	205	Aug. 5, 1988	Fergus, Ontario







# 2015-16 PLAYER GAME-BY-GAME

DATE	OPP.	PERRON #57	WAGNER #62	RAKELL #67	MCGINN #88	KHUDBOIN #30	ANDERSEN #31	GIBSON #36
Oct 10	@ SJS			0-0,2/0 14:48		DND	2/44 L 59:07	
Oct 12	Vs VAN			0-0,1/0 13:44		DND	1/25 O 65:00	
Oct 14	Vs ARI			0-0,2/-1 15:10		3/8 L 12:53	1/21 47:07	
Oct 16	Vs COL		0-0,1/-1 11:03	0-0,3/-1 17:36		DND	2/24 L 58:55	
Oct 18	Vs MIN		DNP	1-0(W),3/1 15:20		1/35 W 60:00	DND	
Oct 22	@ NSH		MIN	0-1,0/-2 16:38		5/29 L 60:00	DND	
Oct 24	@ MIN		MIN	0-0,2/-2 15:49		DND	3/30 L 60:00	
Oct 26	@ CHI		0-0,1/0 08:54	0-0,3/0 12:50		DND	1/24 O 60:51	
Oct 27	@ DAL		0-0,2/0 13:26	0-0,2/-2 10:08		DND	4/34 L 58:04	
Oct 29	@ STL		0-0,4/0 11:32	0-0,0/0 14:21		DND	2/34 L 58:27	
Nov 1	Vs NSH		0-0,0/0 14:04	1-1,1/3 15:57		DND	2/42 W 60:00	
Nov 4	Vs FLA		0-0,3/0 09:11	0-0,1/0 04:30		DND	2/25 W 63:50	
Nov 6	Vs CBJ		0-0,0/0 09:51	INJ		DND	2/36 W 59:47	
Nov 7	@ SJS		0-0,0/0 07:18	INJ		0/31 W 59:55	DND	
Nov 9	Vs ARI		0-0,4/0 08:48	INJ		DND	4/28 O 61:18	
Nov 11	Vs EDM		0-0,2/0 08:43	0-2,4/1 18:54		DND	4/27 O 61:16	
Nov 13	Vs NYI		0-0,0/-1 04:39	0-1,4/0 18:16		4/29 L 60:00	DND	
Nov 16	@ CAR		DNP	0-0,0/1 17:15		1/25 W 60:00	DND	
Nov 17	@ NSH			1-0,4/1 17:09		0/11 31:42	3/10 L 26:13	
Nov 19	@ FLA			0-0,2/-1 17:00		DND	1/25 W 59:54	
Nov 21	@ TBL			0-0,0/-1 14:35		DND	5/24 L 60:00	
Nov 24	Vs CGY			2-0,4/2 14:24		2/5 10:39	INJ	1/20 W 49:21
Nov 25	@ ARI			0-0,2/-1 18:58		DND	INJ	3/33 L 59:47
Nov 27	Vs CHI			0-0,0/-1 14:01		DND	INJ	3/32 O 61:33
Nov 30	Vs VAN			1-0,2/1 14:24		DND	INJ	0/25 W 59:59
Dec 2	Vs TBL			0-1,4/1 19:20		DND	INJ	2/22 L 58:42
Dec 4	Vs SJS			0-0,4/0 17:51		DND	INJ	0/23 W 59:42
Dec 6	Vs PIT			0-0,3/0 17:17		DNP	DND	1/24 W 60:00
Dec 11	Vs CAR			0-1,0/0 16:20		DNP	1/6 19:33	3/17 L 40:00
Dec 17	@ BUF			0-0,5/0 16:50		MIN	DND	3/22 L 56:58
Dec 19	@ NJD			0-0,0/0 14:39		MIN	1/22 W 60:00	DND
Dec 21	@ NYI			0-0,3/0 16:24		MIN	3/11 L 20:00	1/19 39:51
Dec 22	@ NYR			1-1,3/1 18:38		MIN	DND	3/22 O 62:19
Dec 27	Vs PHI			0-0,3/0 18:53		MIN	DND	2/26 W 60:00
Dec 29	@ CGY			0-1,3/1 18:56		MIN	DND	0/14 W 59:57
Dec 31	@ EDM			0-0,1/0 16:44		MIN	DND	0/21 W 60:00
Jan 1	@ VAN			0-0,4/-1 16:46		MIN	1/25 O 65:00	DND
Jan 3	Vs WPG			1-1,3/2 16:11		MIN	DND	1/20 W 59:57
Jan 6	Vs TOR			0-0,3/-2 13:21		MIN	1/13 19:19	3/25 L 40:41
Jan 8	Vs STL			0-0,7/1 22:24		MIN	DND	3/28 W 64:57
Jan 10	Vs DET			0-1,2/-1 18:13		MIN	DND	2/24 L 58:03
Jan 13	Vs OTT			0-0,2/-1 16:53		MIN	1/25 W 60:00	DND
Jan 15	Vs DAL			0-0,2/0 15:33		MIN	2/24 W 60:00	DND
Jan 17	Vs LAK	1-0,3/-1 16:26		1-0,6/1 18:18		DND	INJ	3/26 L 59:38
Jan 20	Vs MIN	0-1,0/1 14:15		1-0(W),3/0 12:57		MIN	DND	1/26 W 59:41
Jan 23	@ DET	0-1,4/2 17:18		0-2,3/0 13:33		MIN	DND	3/27 W 59:49
Jan 26	@ BOS	1-1(W),1/2 13:50		0-0,3/0 17:03		MIN	2/34 W 60:00	DND
Feb 2	Vs SJS	0-0,2/0 17:41		1-0,1/0 12:35		MIN	2/32 W 60:00	DND
Feb 4	@ LAK	1-2,2/2 15:10		0-0,0/0 19:46		MIN	DND	2/25 W 60:00
Feb 5	Vs ARI	0-0,1/1 11:58		0-2,3/1 14:48		MIN	2/25 W 59:38	DND
Feb 8	@ PIT	0-0,1/0 16:35		0-0,5/-4 16:10		MIN	0/4 13:13	6/31 L 46:47
Feb 9	@ PHI	0-0,0/0 11:55		2-0(W),3/1 14:41		MIN	1/29 W 60:00	DND
Feb 11	@ CBJ	1-1,4/2 14:44		0-0,3/-1 18:52		MIN	3/34 O 64:40	DND
Feb 13	@ CHI	1-0,4/1 14:52		0-0,2/0 17:53		MIN	1/6 W 22:16	1/17 39:58
Feb 15	@ CGY	0-1,2/0 12:28		1-0(W),1/1 12:13		DND	4/37 W 60:00	INJ
Feb 16	@ EDM	1-0,3/0 14:46		0-1,3/1 18:01		DND	3/27 W 60:00	INJ
Feb 18	@ VAN	0-0,2/2 15:20		1-1,3/2 17:34		MIN	DND	2/21 W 60:00
Feb 21	Vs CGY	0-1,2/1 11:32		0-1,2/-1 18:28		MIN	DND	2/24 W 60:00
Feb 24	Vs BUF	0-0,1/0 15:35		0-0,1/0 13:18		MIN	0/26 W 60:00	DND
Feb 26	Vs EDM	0-1,2/1 16:38		1-0(W),3/1 15:04		MIN	1/18 W 61:18	DND
Feb 28	Vs LAK	1-0,2/0 15:37		0-0,0/1 15:31		MIN	DND	2/29 W 59:47
Mar 2	Vs MTL	0-1,3/0 19:19		0-0,2/0 17:33	1-0,4/0 15:35	MIN	DND	2/27 W 65:00
Mar 3	@ ARI	0-0,1/0 12:25		1-0(W),1/1 17:22	1-1,2/2 10:44	MIN	1/28 W 59:41	DND
Mar 5	@ LAK	1-0,3/0 16:58		0-1,5/0 13:47	0-0,0/0 10:19	MIN	2/34 W 60:00	DND
Mar 7	Vs WSH	0-1,2/0 15:48		0-0,1/0 16:24	0-0,2/0 13:59	MIN	DND	1/32 O 64:49
Mar 9	@ COL	0-0,0/-1 17:18		0-0,2/-1 15:18	0-0,4/-1 13:49	MIN	DND	3/26 L 60:00
Mar 11	@ STL	0-0,2/0 15:05		1-1,2/-2 16:25	0-0,0/-2 14:03	MIN	4/22 L 59:13	DND
Mar 14	Vs NJD	0-0,1/-1 12:51		0-1,2/1 16:26	0-0,2/1 13:57	MIN	1/25 W 59:56	DND
Mar 16	Vs NYR	0-0,0/0 15:56		0-0,2/0 16:22	1-0,3/0 15:16	MIN	DND	2/23 L 59:12
Mar 18	Vs BOS	0-1,1/1 17:15		1-0,3/1 16:33	1-0(W),1/1 15:02	MIN	0/38 W 60:00	DND
Mar 20	@ WPG	0-0,2/-1 05:07		0-0,0/-1 16:27	1-0,3/0 13:07	MIN	DND	2/29 W 64:01
Mar 22	@ MTL	INJ		0-0,1/-2 16:03	0-0,2/-3 14:14	MIN	DND	4/23 L 58:40
Mar 24	@ TOR	INJ		0-0,1/0 16:18	2-0,3/0 17:33	MIN	6/26 O 60:41	DND
Mar 26	@ OTT	INJ		1-1(W),6/-1 17:09	0-1,3/2 17:38	MIN	3/33 W 62:10	DND
Mar 28	@ EDM	INJ		0-1,2/1 15:19	0-1,3/1 12:34	MIN	DND	1/28 W 59:27
Mar 30	Vs CGY	INJ		INJ	1-1(W),5/3 13:46	MIN	3/5 11:32	0/21 W 48:28
Apr 1	Vs VAN	INJ	0-1,3/1 11:25	INJ	0-0,3/-1 19:25	DND	INJ	3/28 L 57:56
Apr 3	Vs DAL	INJ	0-0,0/0 10:15	INJ	0-0,2/0 15:44	DND	INJ	1/25 W 60:00
Apr 5	Vs WPG	INJ	0-0,3/0 12:08	INJ	0-0,1/0 15:54	DND	INJ	2/26 O 63:07
Apr 7	@ LAK	INJ	0-0,1/0 12:11	INJ	0-0,1/0 19:01	0/2 01:11	INJ	2/29 L 56:39
Apr 9	@ COL	INJ	0-0,1/0 12:36	INJ	0-0,2/0 12:08	DNP	DND	3/32 W 59:54
Apr 10	@ WSH	INJ	0-1,3/1 13:31	INJ	0-0,1/0 14:26	DND	0/24 W 59:57	INJ

# 2015-16 SEASON IN REVIEW

**THE 2015-16 SEASON:** The Anaheim Ducks finished the 2015-16 regular season 46-25-11 for 103 points, ranking first in the Pacific Division, fourth in the Western Conference and sixth in the NHL... it marked the third consecutive year the club has posted 100+ points, joining St. Louis and Chicago as the only NHL teams to do so each of the last three seasons...Anaheim went 6-2-2 in the last 10 games, 21-6-4 in the last 31 and 34-10-5 over the last 49 contests.

**DUCKS WIN PACIFIC:** The Ducks won their fourth consecutive division title on the last day of the season with a 2-0 victory over Washington...Anaheim became the first NHL team to win four division titles in a row since Vancouver won five straight (Northwest Division) from 2009-2013...the Ducks joined San Jose (2007-11) as the only two franchises to win the Pacific Division title four years in a row since the division's creation in 1993-94...the Ducks won the division after trailing by 16 points at the halfway point of the season (41 games on Jan. 12), becoming the first team to erase such a deficit at the halfway point since New Jersey in 2005-06 (trailed Philadelphia by 19 points through 41 games).

**AFTER THE HOLIDAY BREAK:** After the Christmas break, the Ducks went 34-10-5 for the best record in the NHL (.745 points percentage)...the Ducks led the league in wins (34), standings points (73), PP% (27.5%), PPG (42), fewest goals allowed (104), goals allowed per game (2.1) and goal differential (+50); ranked second in goals (154) and goals per game (3.1) and third in PK% (86.9%) following the break...the Ducks were the first team since 2010 and just the fourth since 2005 to post a .745+ win (73 points) percentage after the Christmas break in a full season (34-10-5)...the others are the 2007 Canucks (32-8-6, .761), 2010 Capitals (37-7-7, .767) and 2006 Red Wings (34-7-5, .793).

**DUCKS CAPTURE FIRST JENNINGS TROPHY:** Allowing a league-low 192 goals, goaltenders John Gibson and Frederik Andersen won the 2015-16 Jennings Trophy and became the first Anaheim goaltenders to win the award in franchise history...Gibson finished 21-13-4 with a 2.07 GAA and .920 SV% in 40 games, with Andersen going 22-9-7 with a 2.30 GAA and .919 SV% in 43 contests...Gibson ranked tied for second among league leaders with a 2.07 GAA, which was also the lowest among qualified rookie goaltenders (min. 25 games played) since 2009-10 (Tuukka Rask w/ BOS, 1.97).

**FIRST IN 3+ DECADES:** Anaheim was the first team since the 1984-85 New York Islanders to finish the regular season with the league's best PP% (23.2%) and PK% (87.2%)...the Ducks led the league in PP% after ranking tied for 19th on Jan. 13 (17.9%, 27-for-151)... the club scored power-play goals in 19 of its last 28 games (in which it had an opportunity), going 29-for-91 with the man advantage (31.9%, best in the NHL)...Anaheim went undefeated in regulation in 23 consecutive games (22-0-1) when scoring a PPG from Nov. 30-Mar. 5.

**GOING BACK FURTHER:** Since 2012-13, the Ducks are 181-81-32 and lead the NHL in standings points (394), points percentage (.670) and ROW (161)...the club also co-leads in wins with St. Louis.

**GOAL CAMPAIGN:** The Ducks posted their club-record third consecutive season with four 20-goal scorers, including Corey Perry (34 goals), Ryan Kesler (21), Rickard Rakell (20) and Jakob Silfverberg (20)...the team also had four players to score 20 goals in a Ducks uniform in 2014-15 with Perry (33), Ryan Getzlaf (25), Matt Beleskey (22) and Kesler (20), and in 2013-14 with Perry (43), Getzlaf (31), Nick Bonino (22) and Andrew Coglianò (21)...Anaheim is the only Pacific Division team and one of six in the NHL with four 20-goal scorers in each of the last three seasons.

**HOME COMFORTS:** The Ducks concluded their home schedule setting a club record for fewest home power play goals allowed (14) and matching a franchise record in fewest home goals allowed (84)...Anaheim also posted its highest home PK% (90.0%) since the 2002-03 season (93.6%) and best home faceoff win percentage (53.9%) since 2003-04 (57.0%)...Anaheim went 25-10-6 in 41 home games, leading the league in PK%, ranking second in goals allowed, third in FOW% and fifth in PP% (22.1%)...the Ducks earned standings points in 14 of their last home 16 games, going 12-2-2 for 26 of a possible 32 points.

**SECOND HALF SUCCESS:** Since the 1967-68 NHL season, the Ducks posted the largest improvement in goals per game during the second half of a season:

SEASON	CLUB	THROUGH FIRST 41 GAMES	REST OF SEASON	DIFF.
2015-16	Anaheim	1.85	3.39	+1.54
1970-71	Buffalo	2.17	3.46	+1.29
2015-16	Pittsburgh	2.34	3.59	+1.25
2003-04	Tampa Bay	2.37	3.61	+1.24
1968-69	Oakland	2.32	3.54	+1.22

**YOUTH MOVEMENT:** Anaheim had 342 games played by defensemen aged 24-or-younger in 2015-16 (age at time of game)...the only team with more since the 2005-06 season was the 2007-08 Chicago Blackhawks with 404.

**COMEBACKS:** The Ducks posted several significant comebacks this season to help the club climb the Pacific Division standings...on Mar. 26 at Ottawa, Anaheim completed its latest comeback from a three (or more) goal deficit in club history with a 4-3 overtime win...the win marked the third time in club history that the Ducks rallied from a three-goal deficit at any point of the third period (beginning at 5:43)...the latest rally previously was on Jan. 23, 2010 at St. Louis when Scott Niedermayer scored at 5:13 of the third period to begin a rally from three goals down en route to a 4-3 shootout victory...the Ducks also accomplished the feat on Mar. 31, 2014 vs. WPG...the victory over Ottawa also marked the ninth time in franchise history that the Ducks rallied from a three-goal deficit and matched the franchise record for largest road comeback (third time)...down 3-0, the Ducks began the comeback at 5:43 of the third period, tied the game, 3-3, 19:02 into the third period and won, 4-3, at the 2:38 mark of OT...Rickard Rakell completed the successful comeback with his second career OT goal, which also marked his 20th goal of the season...Hampus Lindholm brought the Ducks even with 58 seconds remaining in regulation...on Feb. 13 at Chicago, Ryan Getzlaf extended his own franchise record with his eighth career overtime goal to lead Anaheim to its 800th franchise victory, a 3-2 win against the Chicago Blackhawks at the United Center...Chicago had been 52-0-1 when leading after two periods in 2014-15 and 2015-16 prior to its loss...on Nov. 4 vs. Florida, Anaheim tied the score at 2-2 with 5.1 seconds remaining in regulation courtesy of Corey Perry's first of the season en route to a 3-2 shootout victory...Chris Stewart scored his seventh career shootout goal and fourth career game-deciding goal in the victory.

**WHAT A TRIP:** With a 5-1-1 record and .786 points percentage from Feb. 8-18, the Ducks completed their most successful road trip of seven games or longer in franchise history...the road trip featured stops in Pittsburgh, Philadelphia, Columbus, Chicago, Calgary, Edmonton and Vancouver...the club has been part of 18 continuous road trips of six games-or-more since its debut season in 1993-94, including six that have lasted seven games or more...the top extended road trip in team history (by points percentage) was from Feb. 6-16, 2013 (5-1-0, .833)...overall, the trip finished with 7,300 miles traveled through seven cities over 13

# 2015-16 SEASON IN REVIEW

days...it marked the second time in club history that the Ducks had played in all four time zones on a continuous road trip...the only other time Anaheim had a road trip spanning four time zones was Mar. 21-30, 1997 when the club played in Colorado, Edmonton, Calgary, Vancouver, Chicago and Detroit.

**SHUT DOWN:** The Ducks established a single-season franchise record with five 1-0 shutout victories in 2015-16...Anaheim posted consecutive 1-0 shutouts on Dec. 29 at Calgary and Dec. 31 at Edmonton for the first time in franchise history...Anaheim also set a club record for consecutive shutouts on the road...the 1-0 wins marked the first time an NHL team had accomplished the feat on the road since Nov. 1 & 3, 2014 by Winnipeg...the last time the Ducks had consecutive shutouts overall was Mar. 6 & 8, 2013 (vs. Phoenix and Calgary, respectively).

**NET PRESENCE:** John Gibson ranked tied for second among NHL goaltenders with a 2.07 GAA and tied for eighth with four shutouts...Gibson also paced rookies in shutouts, co-led in wins (21) and SV% (.920), and ranked second in appearances (40) and starts (38)... Gibson set franchise records for rookie goaltenders in games played (40), wins (21), GAA (2.07) and shutouts (4)...Frederik Andersen limited the opposition to two goals or less in 29 of his 43 appearances and ranked second among NHL goaltenders in GAA (2.06, min. 20 games) and tied for second in SV% (.926, min. 20 games) from Christmas through the end of the regular season...Andersen also posted a 17-1-3 record following the Christmas break...he posted a personal point streak of 15 consecutive decisions (13-0-2) from Jan. 1-Mar. 5, tied for the second-longest such streak in club history (Jonas Hiller, 14-0-2, Nov. 30-Jan. 12, 2014).

**LEADING THE WAY:** Ryan Getzlaf had 2-6=8 points with a +4 rating in his last 11 games and 9-20=29 points with a +8 rating in his last 31...overall in 2015-16, Getzlaf ranked tied for seventh in the NHL in assists (50) and eighth overall in assists per game (0.65)...the Anaheim captain was named the NHL's First Star of the Month for February after posting 6-14=20 points with a +13 rating in 14 games...it marked the second time Getzlaf had been named the league's First Star of the Month...Getzlaf was also the last Duck to receive the honor in December 2014...Getzlaf led the NHL in scoring and plus/minus, ranked third in assists and tied for second in GWG (3) during February.

**IN THE CIRCLE:** Ryan Kesler ranked second among NHL leaders in faceoff win percentage during the regular season (58.5%), winning at least 50% of his draws in 58-of-79 games...over his last 56 games (beginning Nov. 27 vs. Chicago), Kesler won a league-best 59.9% of his draws...in that span, Kesler won at least 50% of his faceoffs 44 times, at least 60% on 30 occasions, 70% 11 times and 80% once.

**IT'S A STREAK:** Andrew Cogliano is the NHL's active leader in consecutive games played (704 games) and owns the sixth-longest streak in NHL history... Cogliano, who appeared in his 700th career NHL game on Apr. 3 vs. Dallas, has never missed a game in his NHL career dating to Oct. 4, 2007 with Edmonton... only one player in NHL history has played more consecutive games to start his career...Doug Jarvis is the NHL's all-time leader with 964 consecutive games from 1975-88...Cogliano is one of six players in NHL history to have a consecutive games streak of 700 or more (below)...the only other in the last 20 years is Jay Bouwmeester (737)...Cogliano became Anaheim's all-time leader in consecutive games played with his 277th straight game as a Duck on Mar. 3, 2015 at Arizona, surpassing Andy McDonald (276).

## MOST CONSECUTIVE GAMES IN NHL HISTORY

(RK) PLAYER	DATE RANGE	CONSECUTIVE GAMES
1. Doug Jarvis (MTL/WSH/HFD)	Oct. 8, 1975 - Oct. 10, 1987	964
2. Garry Unger (TOR/DET/STL/ATL)	Feb. 24, 1968 - Dec. 21, 1979	914
3. Steve Larmer (CHI)	Oct. 6, 1982 - Apr. 15, 1993	884
4. Craig Ramsey (BUF)	Mar. 27, 1973 - Feb. 10, 1983	776
5. Jay Bouwmeester (FLA/CGY/STL)	Mar. 6, 2004 - Nov. 22, 2014	737
6. Andrew Cogliano (EDM/ANA)	Oct. 4, 2007 - present	704
7. Henrik Sedin (VAN)	Mar. 21, 2004 - Jan. 18, 2014	679

## MILESTONES ACHIEVED

**Frederik Andersen** – 100th NHL game, Dec. 19 @ NJ

**Kevin Bieksa** – 600th NHL game, Oct. 14 vs. ARI

**Andrew Cogliano** – 700th NHL game, Apr. 3 vs. DAL; 300th game as a Duck, Oct. 22 @ NSH

**Cam Fowler** – 400th NHL game, Mar. 14 vs. NJ

**Ryan Getzlaf** - 500th NHL point, Mar. 8 vs. CGY

**Shawn Horcoff** – 1000th NHL game, Mar. 24 @ TOR; 500th NHL point (goal), Nov. 11 vs. EDM

**Ryan Kesler** – 800th NHL game, Mar. 5 @ LA

**Josh Manson** – 1st NHL goal, Nov. 6 vs. CBJ

**Corey Perry** – 800th NHL game, Apr. 3 vs. DAL

**Nick Ritchie** – 1st NHL point, Nov. 16 @ CAR; 1st NHL goal, Mar. 14 vs. NJ; 1st NHL game, Nov. 16 @ CAR

**Mike Santorelli** – 400th NHL game, Mar. 22 @ MTL

**Jakob Silfverberg** – 100th NHL point, Feb. 13 @ CHI; 200th NHL game, Nov. 17 @ NSH

**Chris Stewart** – 500th NHL game, Jan. 13 vs. OTT

**Clayton Stoner** – 100th game as a Duck, Dec. 31 @ EDM; 300th NHL game, Oct. 24 @ MIN

**Shea Theodore** – 1st NHL game, Dec. 29 @ CGY; 1st NHL goal, Jan. 13 vs. OTT; 1st NHL assist, Jan. 15 vs. DAL

**Nate Thompson** – 500th NHL game, Feb. 18 @ VAN

**Bruce Boudreau** – 200th win as a Duck, Mar. 14 vs. NJ; 400th NHL win, Mar. 5 @ LA; 300th NHL game, Dec. 17 @ BUF; 600th NHL game, Oct. 10 @ SJ



# 2015-16 SEASON IN REVIEW

## 2015-16 INJURIES

Total Man Games lost: 232

Player	Injury	Games	Dates	Player	Injury	Games	Dates
Nate Thompson	Shoulder surgery	25	Oct. 10-Nov. 30	Brandon Pirri	Ankle sprain	7	Mar. 2-14
Clayton Stoner	Lower body	3	Oct. 14-Oct. 18	Ryan Getzlaf	Lower body	1	Mar. 3
Simon Despres	Concussion symptoms	42	Oct. 18-Jan. 23	Sami Vatanen	Upper body	8	Mar. 11-26
Josh Manson	Upper body	5	Oct. 24-Nov. 1	Kevin Biekša	Lower body	2	Mar. 14-16
Ryan Getzlaf	Appendectomy	4	Oct. 26-Nov. 4	Nate Thompson	Lower body	5	Mar. 14-22
Jiri Sekac	Right ankle sprain	18	Nov. 4-Dec. 11	David Perron	Shoulder separation	11	Mar. 22-Apr. 10
Rickard Rakell	Upper body	3	Nov. 6-9	Simon Despres	Upper body	6	Mar. 24-Apr. 3
Josh Manson	Flu-like symptoms	2	Nov. 16-17	Kevin Biekša	Upper body	9	Mar. 26-Apr. 10
Hampus Lindholm	Upper body	1	Nov. 21	Korbinian Holzer	Flu-like symptoms	1	Mar. 28
Frederik Andersen	Flu-like symptoms	6	Nov. 24-Dec. 4	Rickard Rakell	Appendectomy	7	Mar. 30-Apr. 10
Cam Fowler	Sprained knee	13	Dec. 29-Jan. 26	Josh Manson	Upper body	1	Mar. 30
Clayton Stoner	Lower body	3	Jan. 3-8	Hampus Lindholm	Illness	1	Apr. 1
Clayton Stoner	Hip Flexor	14	Jan. 17-Feb. 18	Frederik Andersen	Concussion	4	Apr. 1-9
Frederik Andersen	Upper body	1	Jan. 17	Sami Vatanen	Flu-like symptoms	3	Apr. 7-10
Chris Stewart	Fractured jaw	19	Feb. 13-Mar. 22	Clayton Stoner	Injured	1	Apr. 9
John Gibson	Upper body	2	Feb. 15-16	Shawn Horcoff	Injured	1	Apr. 9
Simon Despres	Flu-like symptoms	2	Mar. 2-3	Mike Santorelli	Injured	1	Apr. 9

## ANAHEIM DUCKS CAREER LEADERS:

### Ducks ALL-TIME POINTS

Player	Points
Teemu Selanne	988
<b>Ryan Getzlaf</b>	<b>741</b>
Paul Kariya	669
<b>Corey Perry</b>	<b>664</b>
Steve Rucchin	432

### Ducks ALL-TIME PP GOALS

Player	Goals
Teemu Selanne	182
Paul Kariya	107
<b>Corey Perry</b>	<b>92</b>
<b>Ryan Getzlaf</b>	<b>71</b>
Steve Rucchin	58

### Ducks GAME-WINNING GOALS

Player	GWG
Teemu Selanne	77
<b>Corey Perry</b>	<b>59</b>
<b>Ryan Getzlaf</b>	<b>45</b>
Paul Kariya	44
Steve Rucchin	23

### DEFENSEMEN

#### Ducks ALL-TIME POINTS

Player	Points
Scott Niedermayer	264
Francois Beauchemin	179
<b>Cam Fowler</b>	<b>178</b>
Oleg Tverdovsky	170
Chris Pronger	150

### Ducks ALL-TIME GOALS

Player	Goals
Teemu Selanne	457
<b>Corey Perry</b>	<b>330</b>
Paul Kariya	300
<b>Ryan Getzlaf</b>	<b>221</b>
Steve Rucchin	153

### Ducks ALL-TIME PP POINTS

Player	PPP
Teemu Selanne	410
<b>Ryan Getzlaf</b>	<b>273</b>
Paul Kariya	263
<b>Corey Perry</b>	<b>208</b>
Scott Niedermayer	145

### Ducks PLUS/MINUS

Player	Plus/Minus
Ryan Getzlaf	+138
Teemu Selanne	+120
<b>Corey Perry</b>	<b>+94</b>
<b>Hampus Lindholm</b>	<b>+61</b>
Chris Kunitz	+60

### Ducks ALL-TIME GOALS

Player	Goals
Scott Niedermayer	60
Francois Beauchemin	53
Oleg Tverdovsky	45
Fredrik Olausson	37
Chris Pronger	36

### Ducks ALL-TIME ASSISTS

Player	Assists
Teemu Selanne	531
<b>Ryan Getzlaf</b>	<b>520</b>
Paul Kariya	369
<b>Corey Perry</b>	<b>334</b>
Steve Rucchin	279

### Ducks ALL-TIME GAMES

Player	GP
Teemu Selanne	966
<b>Corey Perry</b>	<b>804</b>
<b>Ryan Getzlaf</b>	<b>787</b>
Steve Rucchin	616
Paul Kariya	606

### Ducks SHORTHANDED GOALS

Player	SHG
Paul Kariya	16
<b>Andrew Coglianò</b>	<b>10</b>
Samuel Pahlsson	9
Todd Marchant	8
<b>Corey Perry</b>	<b>6</b>
Steve Rucchin	6
Joe Sacco	6

### Ducks ALL-TIME ASSISTS

Player	Assists
Scott Niedermayer	204
<b>Cam Fowler</b>	<b>144</b>
Francois Beauchemin	126
Oleg Tverdovsky	125
Chris Pronger	114



# 2015-16 HOME GAME-BY-GAME

#	DATE	TEAM	W-L-OT	RECORD	GF-GA	SCORERS	W GOAL	PP	PK	SF-SA	W-L GLTDR.	ATTEND.
1	10/12/2015	VAN	O**	00-00-01	1-2	45	14	0-2	2-2	29-25	30 / 31	17174+
2	10/14/2015	ARI	L	00-01-01	0-4		10	0-3	5-6	37-29	41 / 30	15172
3	10/16/2015	COL	L	00-02-01	0-3		29	0-5	2-2	35-25	20 / 31	17174+
4	10/18/2015	MIN	W	01-02-01	4-1	4,67,25,47	67	0-2	1-1	22-35	30 / 40	16784
5	11/01/2015	NSH	W	02-02-01	4-2	67,45,7,29	7	0-2	5-6	28-42	31 / 30	16276
6	11/04/2015	FLA	W**	03-02-02	3-2	29,10p	29	1-5	3-3	39-25	31 / 1	15169
7	11/06/2015	CBJ	W	04-02-02	4-2	4,19p,42,3	42	1-3	2-2	34-36	31 / 30	17174+
8	11/09/2015	ARI	O*	04-02-03	3-4	29p,17,45	89	1-4	4-5	36-28	29 / 31	13864
9	11/11/2015	EDM	O*	04-02-03	3-4	10p,22,10	16	1-2	1-2	37-27	39 / 31	16505
10	11/13/2015	NYI	L	04-03-03	1-4	10p	15	1-3	5-5	25-29	1 / 30	17174+
11	11/24/2015	CGY	W	05-03-03	5-3	10p,67,67,10p,17	10	2-2	2-2	32-25	36 / 31	15688
12	11/27/2015	CHI	O*	05-03-04	2-3	7,29	15	0-3	3-4	25-32	50 / 36	17174+
13	11/30/2015	VAN	W	06-03-04	4-0	22,67p,33,10	22	1-3	3-3	30-25	36 / 30	14006
14	12/02/2015	TBL	L	06-04-04	1-2	10	42	0-4	3-4	33-22	30 / 36	14741
15	12/04/2015	SJS	W	07-04-04	1-0	25	25	0-4	4-4	26-23	36 / 31	15701
16	12/06/2015	PIT	W	08-04-04	2-1	10,29	29	0-1	2-2	25-24	36 / 29	15836
17	12/11/2015	CAR	L	08-05-04	1-5	33	53	0-1	2-3	32-24	31 / 36	17174+
18	12/27/2015	PHI	W	09-05-04	4-2	15p,10p,10,22s	10	2-3	4-5	37-26	36 / 35	17322+
19	01/03/2016	WPG	W	10-05-04	4-1	67,2p,10,17p	2	2-2	4-4	35-20	36 / 34	17174+
20	01/06/2016	TOR	L	10-06-04	0-4		15	0-2	6-6	39-38	45 / 36	16283
21	01/08/2016	STL	W**	11-06-04	4-3	17,10,17p	15	1-5	4-4	39-28	36 / 1	16250
22	01/10/2016	DET	L	11-07-04	1-2	10	15	0-2	3-3	31-24	34 / 36	17174+
23	01/13/2016	OTT	W	12-07-04	4-1	7,53p,26,33	53	1-3	2-2	38-25	31 / 41	15791
24	01/15/2016	DAL	W	13-07-04	4-2	33,45,47p,10	47	1-3	3-4	35-24	31 / 32	16201
25	01/17/2016	LAK	L	13-08-04	2-3	67,57	11	0-3	1-2	32-26	32 / 36	17227+
26	01/20/2016	MIN	W	14-08-04	3-1	29,67,33	67	0-1	3-3	27-26	36 / 40	15962
27	02/02/2016	SJS	W	15-08-04	3-2	67,47s,16	16	0-4	3-3	25-32	31 / 31	16588
28	02/05/2016	ARI	W	16-08-04	5-2	47,25,10,7,19p	10	1-7	4-5	41-25	31 / 29	17342+
29	02/21/2016	CGY	W	17-08-04	5-2	19p,17,15,17,2p	15	2-4	4-5	33-24	36 / 1	17174+
30	02/24/2016	BUF	W	18-08-04	1-0	45p	45	1-3	4-4	29-26	31 / 40	16543
31	02/26/2016	EDM	W*	19-08-04	2-1	15p,67	67	1-3	3-3	34-18	31 / 33	17174+
32	02/28/2016	LAK	W	20-08-04	4-2	10p,10p,10,57p	10	3-5	3-4	29-29	36 / 32	17174+
33	03/02/2016	MTL	W**	21-08-04	3-2	88,10p	33	1-5	3-3	35-27	36 / 39	15273
34	03/07/2016	WSH	O**	21-08-05	1-2	15	19	0-3	4-4	28-32	70 / 36	17174+
35	03/14/2016	NJD	W	22-08-05	7-1	7,17,33,33,10,37,33p	17	1-3	3-3	27-25	31 / 1	15423
36	03/16/2016	NYR	L	22-09-05	1-2	88	8	0-0	3-3	23-23	32 / 36	15400
37	03/18/2016	BOS	W	23-09-05	4-0	88,17,47,67	88	0-2	2-2	26-38	31 / 50	16707
38	03/30/2016	CGY	W	24-09-05	8-3	10,33,11,88,53,44,17p,33	88	1-3	2-3	27-26	36 / 32	16004
39	04/01/2016	VAN	L	24-10-05	2-3	42,44	26	0-1	2-2	36-28	25 / 36	16331
40	04/03/2016	DAL	W	25-10-05	3-1	44s,17s,17	17	0-2	4-4	24-25	36 / 31	16585
41	04/05/2016	WPG	O*	25-10-06	1-2	10p	26	1-4	3-3	28-26	34 / 36	16743

(\* = Overtime, \*\* = Shootout, + = Sellout)

## 2015-16 HOME HIGHS

Longest Home Winning Streak:	8 games	Jan. 20-Mar. 2 (8-0-0)
Longest Home Standings Points Streak:	10 games	Jan. 20-Mar. 14 (9-0-1)
Longest Home Regulation Losing Streak:	2 games	Oct. 14-16 (0-2-0)
Most Goals For:	8 goals	Mar. 30 (8-3)
Most Goals Against:	5 goals	Dec. 11 vs. CAR (1-5)
Largest Margin of Victory:	6 goals	Mar. 16 vs. NJ (7-1)
Largest Margin of Defeat:	4 goals	Two times, last: Jan. 6 vs. TOR (0-4)
Longest Home Goal-Scoring Streak:	3 games	Two times (last: Rickard Rakell, Jan. 17-Feb. 2; 3-0=3)
Longest Home Point Scoring Streak:	5 games	Two times (last: Rickard Rakell, Jan. 17-Feb. 21; 3-3=6)

# 2015-16 ROAD GAME-BY-GAME

#	DATE	TEAM	W-L-OT	RECORD	GF-GA	SCORERS	W GOAL	PP	PK	SF-SA	W-L GLTDR.	ATTEND.
1	10/10/2015	@ SJS	L	00-01-00	0-2		12	0-1	1-1	27-44	31 / 31	17562+
2	10/22/2015	@ NSH	L	00-02-00	1-5	46p	4	1-5	4-5	28-29	35 / 30	17113+
3	10/24/2015	@ MIN	L	00-03-00	0-3		24	0-1	5-5	15-30	40 / 31	19034+
4	10/26/2015	@ CHI	O*	00-03-01	0-1		19	0-3	3-3	39-24	50 / 31	21529+
5	10/27/2015	@ DAL	L	00-04-01	3-4	25p,22,26	21	1-4	2-3	20-34	31 / 31	17798
6	10/29/2015	@ STL	L	00-05-01	1-2	47p	55	1-4	5-5	23-34	34 / 31	16904
7	11/07/2015	@ SJS	W	01-05-01	1-0	10	10	0-2	4-4	17-31	30 / 31	17562+
8	11/16/2015	@ CAR	W	02-05-01	4-1	22,45,26,15	45	0-0	3-3	20-25	30 / 31	9305
9	11/17/2015	@ NSH	L	02-06-01	2-3	67,25	20	0-5	5-6	40-21	35 / 31	17113+
10	11/19/2015	@ FLA	W	03-06-01	3-1	4p,7s,33	7	1-3	3-3	41-25	31 / 1	10947
11	11/21/2015	@ TBL	L	03-07-01	0-5		86	0-1	2-4	30-24	30 / 31	19092+
12	11/25/2015	@ ARI	L	03-08-01	2-4	17p,45p	10	2-3	2-3	31-34	41 / 36	11578
13	12/17/2015	@ BUF	L	03-09-01	0-3		9	0-3	3-3	44-22	31 / 36	18801
14	12/19/2015	@ NJD	W	04-09-01	2-1	29,17	17	0-0	2-2	18-22	31 / 1	16514+
15	12/21/2015	@ NYI	L	04-10-01	2-5	26,42	29	0-1	3-3	29-31	41 / 31	13578
16	12/22/2015	@ NYR	O*	04-10-02	2-3	10,67	36	0-4	4-5	19-22	30 / 36	18006+
17	12/29/2015	@ CGY	W	05-10-02	1-0	22	22	0-2	3-3	21-14	36 / 31	19289+
18	12/31/2015	@ EDM	W	06-10-02	1-0	15p	15	1-2	3-3	35-21	36 / 33	16839+
19	01/01/2016	@ VAN	O**	06-10-03	1-2	17p	14	1-2	3-3	28-25	25 / 31	18570
20	01/23/2016	@ DET	W	07-10-03	4-3	17,10,10,17	17	0-4	4-4	35-27	36 / 35	20027
21	01/26/2016	@ BOS	W	08-10-03	6-2	10,53p,57,2,17,25	57	1-4	4-4	39-34	31 / 40	17565+
22	02/04/2016	@ LAK	W	09-10-03	4-2	15,57,16,47p	16	1-5	1-2	24-25	36 / 32	18230+
23	02/08/2016	@ PIT	L	09-11-03	2-6	15,19	62	0-2	1-1	38-35	29 / 36	18418+
24	02/09/2016	@ PHI	W	10-11-03	4-1	67p,67,29,7	67	1-4	6-7	26-29	31 / 35	18717
25	02/11/2016	@ CBJ	O**	10-11-04	3-4	57,25,16	13	0-2	3-4	27-34	70 / 31	12117
26	02/13/2016	@ CHI	W*	11-11-04	3-2	33,57,15p	15	1-3	1-2	44-23	31 / 50	22107+
27	02/15/2016	@ CGY	W	12-11-04	6-4	47p,25,10p,45p,67,25	67	3-3	3-5	28-37	31 / 37	19289+
28	02/16/2016	@ EDM	W	13-11-04	5-3	57p,33,47,7s,10	7	1-4	2-4	31-27	31 / 33	16839+
29	02/18/2016	@ VAN	W	14-11-04	5-2	67,45p,15,42,2	15	1-3	3-4	33-21	36 / 30	18435
30	03/03/2016	@ ARI	W	15-11-04	5-1	88,67p,4p,42,10p	67	3-7	5-6	21-28	31 / 60	11999
31	03/05/2016	@ LAK	W	16-11-04	3-2	17,57p,33p	33	2-2	4-6	22-34	31 / 32	18230+
32	03/09/2016	@ COL	L	16-12-04	0-3		29	0-3	2-2	37-26	1 / 36	14292
33	03/11/2016	@ STL	L	16-13-04	2-5	15p,67	21	1-3	3-3	28-23	34 / 31	19412+
34	03/20/2016	@ WPG	W*	17-13-04	3-2	88p,17,33	33	1-2	3-3	33-29	36 / 34	15294+
35	03/22/2016	@ MTL	L	17-14-04	3-4	33,10,33	53	0-2	1-1	35-23	39 / 36	21288+
36	03/24/2016	@ TOR	O*	17-14-05	5-6	88p,88p,7,16s,11	43	2-4	2-5	38-26	31 / 31	18935+
37	03/26/2016	@ OTT	W*	18-14-05	4-3	15,33,47,67p	67	1-3	4-4	39-33	31 / 41	18162
38	03/28/2016	@ EDM	W	19-14-05	2-1	10,11	11	0-4	3-3	25-28	36 / 33	16839+
39	04/07/2016	@ LAK	L	19-15-05	1-2	17	10	0-3	3-3	20-31	32 / 36	18511+
40	04/09/2016	@ COL	W	20-15-5	5-3	4p,33,16,15p,33	15	2-4	6-7	31-32	36 / 1	17932
41	04/10/2016	@ WSH	W	21-15-5	2-0	10,37	10	0-3	3-3	21-24	31 / 31	18506+

(\* = Overtime, \*\* = Shootout, += Sellout)

## 2015-16 ROAD HIGHS

Longest Road Winning Streak:	6 games	Feb. 13-Mar. 5 (6-0-0)
Longest Road Standings Points Streak:	8 games	Feb. 9-Mar. 5 (7-0-1)
Longest Road Regulation Losing Streak:	3 games	Two times, last: Nov. 21-Dec. 17 (0-3-0)
Most Goals For:	6 goals	Two times, last: Feb. 15 @ CGY (6-4)
Most Goals Against:	6 goals	Two times, last: Mar. 24 @ TOR (5-6)
Largest Margin of Victory:	4 goals	Two times, last: Mar. 3 @ ARI (5-1)
Largest Margin of Defeat:	5 goals	Nov. 21 @ TB (0-5)
Longest Road Goal-Scoring Streak:	3 games	Ryan Kesler, Jan. 1-26 (4-1=5)
Longest Road Point Scoring Streak:	10 games	Ryan Getzlaf, Jan. 23-Feb. 18 (4-13=17)

# 2015-16 STATISTICAL BREAKDOWN

## TEAM RECORDS

Overall record/streak:	46 - 25 - 11 / Win 2 / Undef 2
Home record/streak:	25 - 10 - 6 / OTL 1
Road record/streak:	21 - 15 - 5 / Win 2 / Undef 2
Last 5 Games:	3 - 1 - 1
Last 10 Games:	6 - 2 - 2
1-Goal Games:	18 - 10 - 11
2-Goal Games	14 - 2
3-Goal Games	14 - 13
Scoring first	34 - 7 - 10
Opponent scoring first	12 - 18 - 1
Leading after 1 period	23 - 4 - 6
Trailing after 1 period	4 - 11 - 1
Tied after 1 period	19 - 10 - 4
Leading after 2 periods	30 - 0 - 5
Trailing after 2 periods	5 - 18 - 2
Tied after 2 periods	11 - 7 - 4
OT Record - This Season:	7 - 11
OT Record - Franchise:	142 - 140 - 107
Shootout Record - This Season:	3 - 4
Shootout Record - Franchise:	54 - 62
Outshooting opponent:	28 - 15 - 7
Outshot by opponent:	17 - 9 - 4
Even shots:	1 - 1 - 0
vs. Atlantic:	9 - 6 - 1
vs. Metropolitan:	8 - 5 - 3
vs. EASTERN CONFERENCE:	17 - 11 - 4
vs. Central:	10 - 8 - 3
vs. Pacific:	19 - 6 - 4
vs. WESTERN CONFERENCE:	29 - 14 - 7

## MONTH BY MONTH RECORD

	W-L-OT	Points
October:	1-7-2	4
November:	8-4-3	19
December:	6-4-1	13
January:	7-3-1	15
February:	12-1-1	25
March:	9-4-2	20
April:	3-2-1	7
Totals:	46-25-11	103

## GOALS BY PERIOD

	1	2	3	OT	T	Avg
Anaheim Ducks:	69	65	77	4	215	(2.6 avg.)
Opponents:	38	84	59	7	188	(2.3 avg.)

## SHOTS BY PERIOD

	1	2	3	OT	T	Avg
Anaheim Ducks:	821	834	798	30	2483	(30.3 avg.)
Opponents:	719	790	711	38	2258	(27.5 avg.)

## POWER PLAY

	G	Att	%
Overall:	56	242	23.1 (1st NHL)
Home:	27	122	22.1 (5th NHL)
Road:	29	120	24.2 (1st NHL)

3 SHORT HANDED GOALS ALLOWED (T-2nd NHL)

## PENALTY KILLING

	G	Att	%
Overall:	37	290	87.2 (1st NHL)
Home:	14	140	90.0 (1st NHL)
Road:	23	150	84.7 (T-3rd NHL)

7 SHORT HANDED GOALS SCORED (T-9th NHL)

## PENALTIES

GP	Min	Avg./Rank
82	1023	12.5 (30th NHL)

# 2015-16 STATISTICAL BREAKDOWN

## GOAL SITUATIONS

	For	Against
<b>5 on 5:</b>	127	131
<b>5 on 4:</b>	50	3
<b>5 on 3:</b>	3	0
<b>4 on 4:</b>	7	2
<b>4 on 3:</b>	2	0
<b>3 on 3:</b>	2	6
<b>3 on 4:</b>	0	2
<b>3 on 5:</b>	0	0
<b>4 on 5:</b>	6	33
<b>Empty Net:</b>	12	5
<b>Penalty Shots:</b>	1	0
<b>Total:</b>	215	188

## INDIVIDUAL LEADERS

	Anaheim Ducks
<b>Points:</b>	R. GETZLAF (63),C. PERRY (62),R. KESLER (53)
<b>Goals:</b>	C. PERRY (34),J. MCGINN (22),R. KESLER (21)
<b>Assists:</b>	R. GETZLAF (50),R. KESLER (32),S. VATANEN (29)
<b>PP Goals:</b>	C. PERRY (12),J. MCGINN (9),R. GETZLAF (6)
<b>SH Goals:</b>	A. COGLIANO (2),S. HORCOFF (1),R. KESLER (1)
<b>GW Goals:</b>	R. RAKELL (7),C. PERRY (6),R. GETZLAF (5)
<b>3+ Goals:</b>	J. SILFVERBERG(1),C. PERRY(1)
<b>PIM:</b>	K. BIEKSA (99),R. KESLER (78),J. MANSON (74)
<b>Shots:</b>	C. PERRY (215),J. SILFVERBERG (215),R. GETZLAF (178)
<b>+/-:</b>	R. GETZLAF (+14),J. MANSON (+11),J. SILFVERBERG (+8)

## SHOOTOUT

Shooter	G/S	%	GDG
Ryan Getzlaf	1 / 1	100.0	1
Chris Stewart	1 / 1	100.0	1
Brandon Pirri	5 / 6	83.3	2
Jakob Silfverberg	4 / 7	57.1	1
David Perron	3 / 6	50.0	1
Corey Perry	1 / 7	14.3	0
Ryan Kesler	0 / 3	0.0	0
Rickard Rakell	0 / 1	0.0	0

Goaltender	Rec.	G/S	%
Frederik Andersen	1 - 3	6/12	.500
John Gibson	2 - 1	3/10	.700

## POWER PLAY

Player	G	A	P
Corey Perry	12	12	24
Ryan Getzlaf	6	16	22
Sami Vatanen	4	15	19
Cam Fowler	3	14	17
Ryan Kesler	5	10	15
Hampus Lindholm	4	11	15
Jamie McGinn	9	3	12
David Perron	4	8	12
Brandon Pirri	3	7	10
Rickard Rakell	4	6	10
Kevin Bieksa	2	4	6
Chris Stewart	1	4	5
Jakob Silfverberg	2	2	4
Mike Santorelli	1	2	3
Shea Theodore	2	1	3
Simon Despres	0	1	1

## SHORT HANDED

Player	G	A	P
Andrew Cogliano	2	1	3
Shawn Horcoff	1	1	2
Ryan Garbutt	1	0	1
Ryan Getzlaf	0	1	1
Ryan Kesler	1	0	1
Hampus Lindholm	1	0	1
Jakob Silfverberg	0	1	1
Clayton Stoner	0	1	1
Nate Thompson	1	0	1

# 2015-16 FINAL STATISTICS

POS	NO.	PLAYER	GP	TOI	G	A	P	+/-	PIM	PP	SH	GW	S	S%
C	15	RYAN GETZLAF	77	19:30	13	50	63	+14	55	6	0	5	178	7.3
R	10	COREY PERRY	82	17:42	34	28	62	+2	68	12	0	6	215	15.8
C	17	RYAN KESLER	79	19:31	21	32	53	+5	78	5	1	4	164	12.8
R	67	RICKARD RAKELL	72	16:04	20	23	43	-1	19	4	0	7	169	11.8
R	33	JAKOB SILFVERBERG	82	16:58	20	19	39	+8	32	2	0	2	215	9.3
D	45	SAMI VATANEN	71	21:18	9	29	38	+8	20	4	0	2	140	6.4
L	7	ANDREW COGLIANO	82	14:25	9	23	32	+2	28	0	2	3	131	6.9
D	47	HAMPUS LINDHOLM	80	22:00	10	18	28	+7	40	4	1	1	149	6.7
D	4	CAM FOWLER	69	22:46	5	23	28	-8	27	3	0	0	113	4.4
L	57	^DAVID PERRON	28	14:48	8	12	20	+12	34	7	0	1	51	15.7
R	29	CHRIS STEWART	56	10:47	8	12	20	+2	73	1	0	1	78	10.3
C	25	MIKE SANTORELLI	70	10:05	9	9	18	-4	8	1	0	1	81	11.1
C	22	SHAWN HORCORFF	59	13:17	6	9	15	+1	34	0	1	2	73	8.2
D	42	JOSH MANSON	71	18:46	5	10	15	+11	74	0	0	1	88	5.7
D	2	KEVIN BIEKSA	71	21:00	4	11	15	-7	99	2	0	1	109	3.7
L	19	PATRICK MAROON	56	11:23	4	9	13	-13	54	3	0	0	65	6.2
L	26	CARL HAGELIN	43	15:00	4	8	12	-10	14	0	0	0	82	4.9
L	88	^JAMIE MCGINN	21	14:40	8	4	12	+3	23	3	0	2	47	17.0
L	16	^RYAN GARBUTT	37	11:25	5	3	8	-4	21	0	1	2	52	9.6
D	53	*SHEA THEODORE	19	19:06	3	5	8	+7	2	2	0	1	28	10.7
C	44	NATE THOMPSON	49	11:35	3	3	6	-1	47	0	1	0	42	7.1
D	3	CLAYTON STONER	50	15:21	1	5	6	+4	67	0	0	0	32	3.1
L	11	^BRANDON PIRRI	9	12:43	3	2	5	0	0	0	0	1	17	17.6
L	37	*NICK RITCHIE	33	11:45	2	2	4	-2	37	0	0	0	55	3.6
D	24	SIMON DESPRES	32	19:37	0	4	4	+2	8	0	0	0	32	0.0
L	46	JIRI SEKAC	22	12:11	1	2	3	0	4	1	0	0	29	3.4
D	5	KORBINIAN HOLZER	29	14:45	0	3	3	-3	10	0	0	0	17	0.0
C	62	*CHRIS WAGNER	17	10:33	0	2	2	0	19	0	0	0	28	0.0
L	43	*MAX FRIBERG	5	8:50	0	0	0	-1	2	0	0	0	1	0.0
R	18	TIM JACKMAN	2	5:44	0	0	0	-2	4	0	0	0	1	0.0
R	64	*STEFAN NOESEN	1	10:02	0	0	0	0	0	0	0	0	0	0.0
C	77	MICHAEL SGARBOSSA	1	8:21	0	0	0	0	0	0	0	0	0	0.0
L	41	HARRY ZOLNIERCZYK	1	8:48	0	0	0	-1	0	0	0	0	1	0.0

NO.	PLAYER	GP	MIN	GAA	W	L	OT	SO	GA	SA	SV%	G	A	PIM
31	FREDERIK ANDERSEN	43	2298	2.30	22	9	7	3	88	1086	.919	0	1	2
36	*JOHN GIBSON	40	2295	2.07	21	13	4	4	79	992	.920	0	1	2
30	ANTON KHUDOBIN	9	356	2.70	3	3	0	1	16	175	.909	0	0	0
<b>ANA GOALTENDING TOTALS</b>			<b>4,917</b>	<b>2.29</b>	<b>45</b>	<b>25</b>	<b>11</b>	<b>7</b>	<b>188</b>	<b>2234</b>	<b>.916</b>	<b>0</b>	<b>2</b>	<b>4</b>

^ - acquired midseason \* - rookie

## NHL PLAYERS ACQUIRED MIDSEASON

POS	NO.	PLAYER	TEAM	GP	TOI	G	A	P	+/-	PIM	PP	SH	GW	S	S%
L	11	BRANDON PIRRI	FLA	52	14:49	11	13	24	-4	30	3	0	2	111	9.9
			ANA	9	12:43	3	2	5	0	0	0	0	1	17	17.6
			<b>TOTAL</b>	<b>61</b>	<b>14:30</b>	<b>14</b>	<b>15</b>	<b>29</b>	<b>-4</b>	<b>30</b>	<b>3</b>	<b>0</b>	<b>3</b>	<b>128</b>	<b>10.9</b>
L	16	RYAN GARBUTT	CHI	43	10:19	2	4	6	-7	27	0	0	1	83	2.4
			ANA	37	11:25	5	3	8	-4	21	0	1	2	52	9.6
			<b>TOTAL</b>	<b>80</b>	<b>10:50</b>	<b>7</b>	<b>7</b>	<b>14</b>	<b>-11</b>	<b>48</b>	<b>0</b>	<b>1</b>	<b>3</b>	<b>135</b>	<b>5.2</b>
L	57	DAVID PERRON	PIT	43	15:28	4	12	16	-13	28	1	0	0	96	4.2
			ANA	28	14:48	8	12	20	+12	34	7	0	1	51	15.7
			<b>TOTAL</b>	<b>71</b>	<b>15:12</b>	<b>12</b>	<b>24</b>	<b>36</b>	<b>-1</b>	<b>62</b>	<b>4</b>	<b>0</b>	<b>1</b>	<b>147</b>	<b>8.2</b>
L	88	JAMIE MCGINN	BUF	63	14:09	14	13	27	-10	10	6	0	3	109	12.8
			ANA	21	14:40	8	4	12	+3	23	3	0	2	47	17.0
			<b>TOTAL</b>	<b>84</b>	<b>14:17</b>	<b>22</b>	<b>17</b>	<b>39</b>	<b>-7</b>	<b>33</b>	<b>9</b>	<b>0</b>	<b>5</b>	<b>156</b>	<b>14.1</b>

# 2015-16 HOME/ROAD STATISTICS

PLAYER	POS	HOME					ROAD					TOTAL				
		GP	G	A	P	+/-	GP	G	A	P	+/-	GP	G	A	P	+/-
Ryan Getzlaf	C	39	4	27	31	+10	38	9	23	32	+4	77	13	50	63	+14
Corey Perry	R	41	23	10	33	+6	41	11	18	29	-4	82	34	28	62	+2
Ryan Kesler	C	41	12	16	28	+1	38	9	16	25	+4	79	21	32	53	+5
Rickard Rakell	R	35	11	12	23	+10	37	9	10	20	-11	72	20	23	43	-1
Jakob Silfverberg	R	41	10	10	20	+3	41	10	9	19	+5	82	20	19	39	+8
Sami Vatanen	D	38	5	17	22	+5	33	4	12	16	+3	71	9	39	38	+8
Andrew Cogliano	L	41	5	13	18	+4	41	4	10	14	-2	82	9	23	32	+2
Cam Fowler	D	33	2	9	11	-2	36	3	14	17	-6	69	5	23	28	-8
Hampus Lindholm	D	40	5	13	18	+10	40	5	5	10	-3	80	10	18	28	+7
David Perron	L	13	2	6	8	+3	15	6	6	12	+9	28	8	12	20	+12
Chris Stewart	R	30	6	7	13	+5	26	2	5	7	-3	56	8	12	20	+2
Mike Santorelli	C	34	3	5	8	-1	36	6	4	10	-3	70	9	9	18	-4
Josh Manson	D	37	2	6	8	+7	34	3	4	7	4	71	5	10	15	+11
Shawn Horcoff	C	32	3	4	7	+2	27	3	5	8	-1	59	6	9	15	+1
Kevin Bieksa	D	35	2	5	7	+1	36	2	6	8	-8	71	4	11	15	-7
Patrick Maroon	L	28	3	6	9	-3	38	1	3	4	-10	56	4	9	13	-13
Carl Hagelin	L	24	1	6	7	-4	19	3	2	5	-6	43	4	8	12	-10
Jamie McGinn	L	9	4	1	5	+4	12	4	3	7	-1	21	8	4	12	+3
Ryan Garbutt	L	15	1	1	2	+1	22	4	2	6	-5	37	5	3	8	-4
Shea Theodore	D	10	2	3	5	+7	9	1	2	3	0	19	3	5	8	+7
Clayton Stoner	D	26	1	5	6	+3	24	0	0	0	+1	50	1	5	6	+4
Nate Thompson	C	25	3	3	6	+4	24	0	0	0	-5	49	3	3	6	-1
Brandon Pirri	L	4	1	0	1	0	5	2	2	4	0	9	3	2	5	0
Simon Despres	D	14	0	2	2	+2	18	0	2	2	0	32	0	4	4	+2
Nick Ritchie	L	15	1	1	2	-2	18	1	1	2	0	33	2	2	4	-2
Jiri Sekac	L	10	0	1	1	+1	12	1	1	2	-1	22	1	2	3	0
Korbinian Holzer	D	13	0	3	3	+1	16	0	0	0	-4	29	0	3	3	-3
Chris Wagner	C	10	0	1	1	-1	7	0	1	1	+1	17	0	2	2	0
Stefan Noesen	R	-	-	-	-	-	1	0	0	0	0	1	0	0	0	0
Harry Zolnierczyk	L	-	-	-	-	-	1	0	0	0	-1	1	0	0	0	-1
Tim Jackman	R	1	0	0	0	-1	1	0	0	0	-1	2	0	0	0	-2
Max Friberg	L	4	0	0	0	-1	1	0	0	0	0	5	0	0	0	-1
Michael Sgarbossa	C	-	-	-	-	-	1	0	0	0	0	1	0	0	0	0

Player	GP	W	L	OT	GA	MIN	SAVES	SHOTS	GAA	SV%	
Frederik Andersen	Home Totals	19	11	1	0	3	1008	433	465	1.90	.931
	Road Totals	24	11	8	0	4	1289	565	621	2.61	.910
	Season Totals	43	22	9	0	7	2298	998	1086	2.30	.919
John Gibson	Home Totals	23	13	7	0	40	1331	533	573	1.80	.930
	Road Totals	17	8	6	1	39	964	380	419	2.43	.907
	Season Totals	40	21	13	4	79	2295	913	992	2.07	.920
Anton Khudobin	Home Totals	4	1	2	0	10	144	67	77	4.18	.870
	Road Totals	5	2	1	0	6	213	92	98	1.69	.939
	Season Totals	9	3	3	0	16	356	159	175	2.69	.909



# 2015-16 HIGHS & LOWS

## GOALS BY PERIOD - HIGHS AND LOWS

### DUCKS

	1st	2nd	3rd
High	4 (1/15/16 vs. DAL)	4 (two times, last: 3/30/16 vs. CGY)	3 (eight times, last 3/26/16 @ OTT)
Low	0 (36 times, last: 4/10/16 @ WSH)	0 (37 times, last: 4/5/16 vs. WPG)	0 (36 times, last: 4/10/16 @ WSH)

### OPPONENTS

	1st	2nd	3rd
High	3 (four times, last: 2/15/16 @ CGY)	3 (seven times, last: 3/30/16 vs. CGY)	4 (3/11/16 @ STL)
Low	0 (44 times, last: 4/10/16 @ WSH)	0 (27 times, last: 4/10/16 @ WSH)	0 (36 times, last: 4/10/16 @ WSH)

## SHOTS BY PERIOD - HIGHS AND LOWS

### DUCKS

	1st	2nd	3rd	OT
High	19 (1/15/16 vs. DAL)	19 (11/17/15 @ NSH)	20 (4/1/16 vs. VAN)	4 (two times, last 3/26/16 @ OTT)
Low	3 (10/24/15 @ MIN)	3 (10/18/15 vs. MIN)	2 (three times, last: 2/4/16 @ LA)	0 (three times, last 12/22/15 @ NYR)

### OPPONENTS

	1st	2nd	3rd	OT
High	17 (11/1/15 vs. NSH)	17 (two times, last 1/8/15 vs. STL)	17 (two times, last: 10/27/15 @ DAL)	5 (two times, last 2/11/16 @ CBJ)
Low	4 (three times, last: 3/16/16 vs. NYR)	3 (12/29/15 @ CGY)	2 (two times, last 1/8/16 vs. STL)	0 (2/26/16 vs. EDM)

## 2015-16 DUCKS RECORD BY DAYS OF THE WEEK:

Monday: 5-2-4    Tuesday: 6-3-2    Wednesday: 6-6-1    Thursday: 5-4-2    Friday: 7-5-2    Saturday: 7-3-0    Sunday: 10-2-0

## DUCKS RECORD THIS SEASON WHEN\*:

Scoring no goals:	0-8-1	Allowing no goals:	8-0-0
Scoring one goal:	5-8-4	Allowing one goal:	14-0-4
Scoring two goals:	7-7-2	Allowing two goals:	16-6-1
Scoring three goals:	8-2-3	Allowing three goals:	7-7-3
Scoring four goals:	15-0-0	Allowing four goals:	1-6-2
Scoring five goals or more:	11-0-1	Allowing five goals or more:	0-6-1
<b>OVERALL</b>	<b>46-25-11</b>	<b>OVERALL</b>	<b>46-25-11</b>

## DUCKS MISCELLANEOUS RECORDS:

When scoring a PP goal:	31-6-5	When not scoring a PP goal:	15-19-6
Not allowing a PP goal:	30-16-5	Allowing a PP goal:	16-9-6
Winning 50% or more faceoffs:	28-16-8	Winning less than 50% of faceoffs:	18-9-3
Day Games (before 5 pm):	5-0-1	Night Games	41-25-10
First Game of back-to-back:	8-2-1	Second Game of back-to-back:	6-3-2

## BREAKDOWN OF DUCKS RESULTS - 2015-16

	RECORD				GOALS*		POWER PLAY			PENALTY KILLING		
	W	L	OT	PTS	GF	GA	PPG	ATT	%	PPGA	TSH	%
Games 1-10:	1	7	2	4	10	26	3	30	10.0	3	33	90.9
Games 11-20:	6	2	2	14	27	23	6	29	19.2	4	39	88.9
Games 21-30:	4	5	1	9	18	26	5	25	20.0	6	32	81.8
Games 31-40:	6	2	2	14	20	20	7	23	30.4	2	38	94.7
Games 41-50:	8	2	0	16	36	20	5	36	13.9	4	32	87.5
Games 51-60:	8	1	1	17	36	24	11	31	34.4	9	39	76.9
Games 61-70:	6	3	1	13	29	19	11	33	32.4	4	36	94.4
Games 71-82:	7	3	2	16	39	30	8	35	22.9	5	41	87.8

Overall:    **46**    **25**    **11**    **103**    **215**    **188**    **56**    **242**    **23.1**    **37**    **290**    **87.2**

\*Does not include shootout goals

# 2015-16 TRANSACTIONS

Sept. 21, 2015	Signed G <b>John Gibson</b> to a three-year contract extension.
Sept. 24, 2015	Released C <b>Alexandre Alain</b> , G <b>Landon Bow</b> , G <b>Brendan Burke</b> , D <b>C.J. Garcia</b> , C <b>Wyatt Johnson</b> , C <b>Nathan Noel</b> and C <b>Lane Pederson</b> from their amateur tryout contracts.
Sept. 28, 2015	Assigned C <b>Matt Bailey</b> , LW <b>Joseph Cramarossa</b> , LW <b>Nicolas Kerdiles</b> , RW <b>Brian McGrattan</b> , D <b>Jaycob Megna</b> , D <b>Brandon Montour</b> , RW <b>Stefan Noesen</b> , D <b>Andrew O'Brien</b> , D <b>Shane O'Brien</b> , D <b>Shea Theodore</b> , LW <b>Harry Zolnierczyk</b> to San Diego (AHL). Assigned C <b>Julius Nattinen</b> to Barrie (OHL). Released G <b>Ryan Faragher</b> , D <b>Eric Knodel</b> , LW <b>Antoine Laganiere</b> , C <b>Kyle MacKinnon</b> and RW <b>Kenny Ryan</b> from their professional tryout contracts and assigned to San Diego. Released D <b>Sheldon Brookbank</b> and D <b>Vitaly Vishnevski</b> from their professional tryout contracts. Released LW <b>Bryan Moore</b> from his amateur tryout contract and assigned to San Diego. Released RW <b>Matt Berry</b> from his amateur tryout contract. Released D <b>Kevin Gagne</b> and C <b>Charlie Sarault</b> from the training camp roster, pending assignment.
Oct. 1, 2015	Recalled RW <b>Brian McGrattan</b> from San Diego (AHL). Assigned LW <b>Max Friberg</b> , G <b>Matt Hackett</b> , LW <b>Ondrej Kase</b> and C <b>Michael Sgarbossa</b> to San Diego.
Oct. 2, 2015	Reassigned RW <b>Brian McGrattan</b> to San Diego (AHL).
Oct. 5, 2015	Named <b>Rich Preston</b> Assistant Coach. Assigned G <b>John Gibson</b> , D <b>Korbinian Holzer</b> , C <b>Chris Mueller</b> , D <b>Joe Piskula</b> and LW <b>Nick Ritchie</b> to San Diego (AHL).
Oct. 8, 2015	Named C <b>Ryan Kesler</b> Alternate Captain.
Oct. 9, 2015	Signed D <b>Simon Despres</b> to a five-year contract extension.
Oct. 17, 2015	Recalled D <b>Korbinian Holzer</b> and D <b>Shea Theodore</b> from San Diego (AHL).
Oct. 19, 2015	Reassigned D <b>Shea Theodore</b> to San Diego (AHL).
Oct. 20, 2015	Assigned C <b>Chris Wagner</b> to San Diego (AHL).
Oct. 24, 2015	Recalled D <b>Joe Piskula</b> from San Diego (AHL).
Oct. 26, 2015	Recalled C <b>Chris Wagner</b> from San Diego (AHL).
Nov. 2, 2015	Reassigned D <b>Joe Piskula</b> to San Diego (AHL).
Nov. 3, 2015	Recalled LW <b>Max Friberg</b> from San Diego (AHL). Assigned RW <b>Tim Jackman</b> to San Diego.
Nov. 6, 2015	Recalled LW <b>Harry Zolnierczyk</b> from San Diego (AHL).
Nov. 7, 2015	Reassigned LW <b>Harry Zolnierczyk</b> to San Diego (AHL).
Nov. 14, 2015	Recalled LW <b>Nick Ritchie</b> and C <b>Michael Sgarbossa</b> from San Diego (AHL). Reassigned LW <b>Max Friberg</b> and D <b>Korbinian Holzer</b> to San Diego.
Nov. 15, 2015	Recalled D <b>Korbinian Holzer</b> from San Diego (AHL).
Nov. 17, 2015	Recalled D <b>Shea Theodore</b> from San Diego (AHL).
Nov. 18, 2015	Reassigned D <b>Shea Theodore</b> to San Diego (AHL).
Nov. 21, 2015	Recalled D <b>Shane O'Brien</b> from San Diego (AHL).
Nov. 24, 2015	Recalled G <b>John Gibson</b> and C <b>Chris Mueller</b> from San Diego (AHL). Reassigned C <b>Michael Sgarbossa</b> and D <b>Shane O'Brien</b> to San Diego.
Nov. 27, 2015	Reassigned C <b>Chris Mueller</b> to San Diego (AHL).
Nov. 29, 2015	Recalled D <b>Shea Theodore</b> from San Diego (AHL).
Dec. 1, 2015	Reassigned D <b>Shea Theodore</b> to San Diego (AHL).
Dec. 9, 2015	Reassigned LW <b>Nick Ritchie</b> to San Diego (AHL).
Dec. 15, 2015	Assigned G <b>Anton Khudobin</b> to San Diego (AHL).
Dec. 20, 2015	Recalled LW <b>Max Friberg</b> from San Diego (AHL).
Dec. 22, 2015	Reassigned LW <b>Max Friberg</b> to San Diego (AHL).
Dec. 28, 2015	Recalled D <b>Shea Theodore</b> from San Diego (AHL).
Jan. 7, 2016	Acquired G <b>Dustin Tokarski</b> from Montreal in exchange for LW <b>Max Friberg</b> .
Jan. 15, 2016	Acquired LW <b>David Perron</b> and D <b>Adam Clendening</b> from Pittsburgh in exchange for LW <b>Carl Hagelin</b> .
Jan. 21, 2016	Acquired LW <b>Ryan Garbutt</b> from Chicago in exchange for LW <b>Jiri Sekac</b> .
Jan. 27, 2016	Reassigned D <b>Shea Theodore</b> to San Diego (AHL).
Feb. 2, 2016	Recalled LW <b>Harry Zolnierczyk</b> from San Diego (AHL).
Feb. 12, 2016	Recalled LW <b>Nick Ritchie</b> from San Diego (AHL).
Feb. 14, 2016	Recalled G <b>Anton Khudobin</b> from San Diego (AHL).
Feb. 17, 2016	Reassigned G <b>Anton Khudobin</b> to San Diego (AHL).
Feb. 19, 2016	Announced multi-year affiliation agreement extension with Utah (ECHL).
Feb. 25, 2016	Claimed F <b>Chris Wagner</b> on waivers from Colorado and assigned him to San Diego (AHL).
Feb. 29, 2016	Acquired LW <b>Jamie McGinn</b> from Buffalo in exchange for a conditional third-round selection in the 2016 NHL Draft. Acquired F <b>Brandon Pirri</b> from Florida in exchange for a sixth-round selection in the 2016 NHL Draft. Acquired RW <b>Corey Tropp</b> from Chicago in exchange for RW <b>Tim Jackman</b> and a seventh-round selection in the 2017 NHL Draft. Acquired D <b>Martin Gernat</b> and a fourth-round selection in the 2016 NHL Draft from Edmonton in exchange for LW <b>Patrick Maroon</b> .
Mar. 3, 2016	Recalled RW <b>Stefan Noesen</b> from San Diego (AHL).
Mar. 4, 2016	Recalled C <b>Chris Wagner</b> from San Diego (AHL). Reassigned RW <b>Stefan Noesen</b> to San Diego.
Mar. 5, 2016	Reassigned C <b>Chris Wagner</b> to San Diego (AHL).
Mar. 23, 2016	Recalled D <b>Shea Theodore</b> from San Diego (AHL).
Mar. 29, 2016	Reassigned LW <b>Nick Ritchie</b> to San Diego (AHL).
Mar. 30, 2016	Signed C <b>Kalle Kossila</b> to a two-year entry-level contract. Signed G <b>Kevin Boyle</b> to a one-year entry-level contract.
Apr. 1, 2016	Recalled G <b>Anton Khudobin</b> and C <b>Chris Wagner</b> from San Diego (AHL). Signed C <b>Chris Wagner</b> to a two-year contract extension.
Apr. 2, 2016	Reassigned D <b>Shea Theodore</b> to San Diego (AHL).
Apr. 3, 2016	Signed D <b>Andy Welinski</b> to a two-year entry-level contract.
Apr. 8, 2016	Signed LW <b>Kevin Roy</b> to a two-year entry-level contract.
Apr. 9, 2016	Recalled RW <b>Stefan Noesen</b> , LW <b>Nick Ritchie</b> , C <b>Michael Sgarbossa</b> , D <b>Shea Theodore</b> and RW <b>Corey Tropp</b> from San Diego (AHL).
Apr. 11, 2016	Reassigned G <b>Anton Khudobin</b> , RW <b>Stefan Noesen</b> , C <b>Michael Sgarbossa</b> and RW <b>Corey Tropp</b> to San Diego (AHL).

# 2015-16 PROSPECT REPORT

## AMERICAN HOCKEY LEAGUE – SAN DIEGO GULLS (THROUGH GAMES OF APR. 10) (38-22-4-2, 82 POINTS)

NO.	PLAYER	POS	GP	G	A	PTS	+/-	PIM	PPG	PPA	SH%
15	CHRIS MUELLER	C	62	20	36	56	-11	48	8	17	12.4
26	BRANDON MONTOUR*	D	66	12	43	55	+1	40	6	24	7.5
18	MIKE SGARBOSSA	C	60	16	26	42	-4	46	4	8	11.7
27	X SHEA THEODORE*	D	50	9	29	38	-3	34	4	14	8.0
11	STEFAN NOESEN	RW	64	10	23	33	-4	54	4	7	8.2
20	X NICK RITCHIE*	LW	37	16	13	29	-4	57	8	3	16.2
17	NIC KERDILES	LW	44	15	12	27	-7	70	7	5	18.8
22	MATT BAILEY	RW	49	5	13	18	+16	32	0	0	7.0
19	JOSEPH CRAMAROSSA	C	59	11	6	17	-14	64	0	0	13.8
5	SHANE O'BRIEN	D	57	1	15	16	-8	81	0	7	2.2
16	BRIAN MCGRATTAN	RW	56	8	7	15	-15	126	0	0	8.7
13	ONDREJ KASE*	LW	23	8	6	14	-4	6	1	2	18.2
25	ANDREW O'BRIEN	D	58	6	8	14	+3	54	1	0	5.0
12	COREY TROPP	RW	14	4	6	10	+9	16	0	0	25.0
21	X CHRIS WAGNER	C	15	6	4	10	+1	22	1	1	20.0
24	JAYCOB MEGNA	D	66	0	10	10	+23	14	0	1	0.0
9	HARRY ZOLNIERCZYK	LW	24	5	3	8	-3	31	3	1	10.0
7	JOE PISKULA	D	41	0	5	5	0	25	0	0	0.0
14	KALLE KOSSILA*	C	4	2	2	4	-2	0	2	0	22.2
6	BRIAN COOPER*	D	3	0	1	1	-1	4	0	0	0.0
3	MARTIN GERNAT	D	5	0	0	0	+2	2	0	0	0.0
37	ANDREW WELINSKI	D	3	0	0	0	+1	2	0	0	0.0

NO.	GOALIE	GP	W	L	OTL	MIN	SO	GA	GAA	SV%
35	ANTON KHUODOBIN	30	19	7	3	1748	0	70	2.40	.922
31	MATT HACKETT	21	9	7	2	1069	1	55	3.09	.895
39	DUSTIN TOKARSKI (W/ SD)	2	1	1	0	102	0	4	2.35	.920

x – inactive, \* – rookie

### NOTES:

- The Gulls qualified for the postseason in their first AHL season. Anaheim's AHL affiliate has reached the postseason 12 times in 19 seasons.
- Brandon Montour was named to both the 2015-16 AHL First All-Star Team and the 2015-16 All-Rookie Team.

## ECHL – UTAH GRIZZLIES (38-26-3-3, 82 POINTS)

NO.	PLAYER	POS	GP	G	A	PTS	+/-	PIM	PPG	SHG
71	KENTON HELGESEN	F	31	2	3	5	-6	41	0	0

## NORTH AMERICAN PROSPECTS – COLLEGE

PLAYER/DRAFT INFO	POS	TEAM	CONF.	GP	G	A	PTS	PIM	+/-
ANDY WELINSKI (SR.) 2011, THIRD ROUND, 83RD OVERALL	D	MINNESOTA-DULUTH	NCHC	40	6	13	19	45	+13
KEVIN ROY (SR.) 2012, FOURTH ROUND, 97TH OVERALL	F	NORTHEASTERN	H-EAST	29	10	16	26	10	-1
BRIAN COOPER (SR.) 2012, FIFTH ROUND, 127TH OVERALL	D	NEBRASKA-OMAHA	NCHC	35	5	11	16	51	+7
KALLE KOSSILA (SR.) UNDRAFTED, SIGNED MAR. 30, 2016	F	ST. CLOUD STATE	NCHC	41	14	40	54	14	+29
KEATON THOMPSON (JR.) 2013, THIRD ROUND, 87TH OVERALL	D	NORTH DAKOTA	NCHC	43	2	15	17	36	+21
GRANT BESSE (SO.) 2013, FIFTH ROUND, 147TH OVERALL	F	WISCONSIN	BIG TEN	35	11	22	33	10	-5
BRENT GATES, JR. (FR.) 2015, THIRD ROUND, 80TH OVERALL	F	MINNESOTA	BIG TEN	35	3	4	7	6	0
TROY TERRY (FR.) 2015, FIFTH ROUND, 148TH OVERALL	F	DENVER	NCHC	41	9	13	22	8	+4
STEVEN RUGGIERO (FR.) 2015, SIXTH ROUND, 178TH OVERALL	D	PROVIDENCE	H-EAST	10	0	1	1	19	+3

PLAYER/DRAFT INFO	POS	TEAM	LEAGUE	GP	W	L	OTL	MIN	SO	GAA	SV%
KEVIN BOYLE (SR.) UNDRAFTED, SIGNED MAR. 30, 2016	G	UMASS LOWELL	H-EAST	39	24	10	5	2480	7	1.83	.934

### NOTES:

- North Dakota defeated Quinnipiac, 5-1, in the NCAA final for its eighth national title in program history. Defenseman **Keaton Thompson** posted an even plus/minus rating in the championship game.
- Left wing **Kevin Roy** signed a two-year entry-level contract on Apr. 8. Roy scored 65-85=150 points with 92 PIM in 130 career games with Northeastern (Hockey East) from 2012-16. Roy earned Second Team All-America honors in 2014-15 and was the first Northeastern player to score 40+ points in back-to-back seasons (19-27=46 in 2013-14 and 19-25=44 in 2014-15) since 1993-94.
- **Andy Welinski** signed a two-year entry-level contract with the Ducks on Mar. 30. The 6-2, 205-pound fourth-year senior was a Second-Team All-NCHC and named NCHC Defenseman of the Week three times in 2015-16. As captain of the Bulldogs, Welinski led team defensemen in scoring, goals, points per game (0.47) and plus/minus (+13), while co-leading in assists and assists per game (0.33).
- Undrafted free agents **Kalle Kossila** and **Kevin Boyle** were also signed to entry-level deals. Kossila, scored 14-40=54 points in 41 games with the St. Cloud State University Huskies (NCHC) this season and led his team to the 2015-16 NCHC Frozen Faceoff Championship. Boyle, the Hockey East 2015-16 Goaltender of the Year and Hockey East Co-Player of the Year, posted a 24-10-5 record, 1.88 GAA, .934 save percentage SV% and seven shutouts with the University of Massachusetts Lowell Riverhawks this season.
- **Grant Besse** led Wisconsin in scoring throughout the season (11-22=33) and ranked tied for 10th among Big Ten leaders in conference scoring with 6-14=20 in 20 games.

## NORTH AMERICAN PROSPECTS – JUNIORS

PLAYER/DRAFT INFO	POS	TEAM	LEAGUE	GP	G	A	PTS	PIM	+/-
MATT BERKOVITZ 2014, FIFTH ROUND, 123RD OVERALL	D	GREEN BAY	USHL	52	2	8	10	20	+8
JULIUS NATTINEN 2015, SECOND ROUND, 59TH OVERALL	LW	BARRIE	OHL	52	22	49	71	18	+32
DEVEN SIDEROFF 2015, THIRD ROUND, 84TH OVERALL	RW	KAMLOOPS	WHL	63	19	40	59	28	+4

PLAYER/DRAFT INFO	POS	TEAM	LEAGUE	GP	W	L	OTL	MIN	SO	GAA	SV%
GARRETT METCALF 2015, SIXTH ROUND, 179TH OVERALL	G	WATERLOO	USHL	35	13	15	4	1920	2	3.12	.904

### NOTES:

- **Julius Nattinen** averaged 1.37 points per game in the regular season with Barrie (OHL).

## EUROPEAN PROSPECTS

PLAYER/DRAFT INFO	POS	TEAM	LEAGUE	GP	G	A	PTS	PIM	+/-
NICK SORENSEN 2013, SECOND ROUND, 45TH OVERALL	RW	LINKOPING HC	SHL	37	10	13	23	37	+5
MARCUS PETTERSSON 2014, SECOND ROUND, 38TH OVERALL	D	SKELLEFTEA AIK	SHL	46	2	5	7	10	+17
JACOB LARSSON 2015, FIRST ROUND, 27TH OVERALL	D	FROLUNDA HC	SHL	47	5	9	14	10	+11

# ANAHEIM DUCKS PLAYOFF RECORDS

## INDIVIDUAL

### MOST GOALS

Career	35	Teemu Selanne, 1996-01 & 2005-14 (96 games)
Playoff Season	10	Twice: Andy McDonald, 2007 (21 games); Corey Perry, 2015 (16 games)
Series	6	Joffrey Lupul, 2006 CSF vs. COL (4 games); Teemu Selanne, 2011 CQF vs. NSH (6 games)
Game	4	Joffrey Lupul, Game 3 of CSF, May 9, 2006 @ COL
Period	2	10 times: Paul Kariya, second period of Game 3 of WCF, May 14, 2003 vs. MIN; Steve Rucchin, first period of Game 6 of SCF, June 7, 2003 vs. NJ; Joffrey Lupul, second period of Game 3 of CSF, May 9, 2006 @ COL; Andy McDonald (twice), first period of Game 1 of CSF, Apr. 25, 2007 vs. VAN & first period of Game 4 of SCF, June, 4, 2007 @ OTT; Bobby Ryan, second period of Game 4 of CQF, Apr. 23, 2009; Teemu Selanne, second period of Game 3 of CQF, Apr. 17, 2011 vs. NSH; Devante Smith-Pelly, second period of Game 5 of First Round, May 12, 2014 vs. LA; Corey Perry, third period of Game 1 of First Round, Apr. 16, 2015 vs. WPG; Ryan Kesler, third period of Game 4 of First Round, Apr. 22, 2015 @ WPG

### MOST ASSISTS

Career	67	Ryan Getzlaf, 2005-15 (97 games)
Playoff Season	18	Ryan Getzlaf, 2015 (16 games)
Series	8	Ryan Getzlaf (twice), 2009 CSF vs. DET (7 games); 2015 CF vs. CHI (7 games)
Game	3	Six times: Steve Rucchin, Game 1 of CQF, Apr. 21, 1999 @ DET; Petr Sykora, Game 2 of CSF, Apr. 26, 2003 @ DAL; Dustin Penner, Game 3 of CSF, May 9, 2006 @ COL; Chris Kunitz, Game 1 of CSF, Apr. 25, 2007 vs. VAN; Andrew Cogliano, Game 3 of First Round, Apr. 20, 2015 @ WPG; Ryan Getzlaf, Game 1 of Second Round, Apr. 30 vs. CGY
Period	3	Chris Kunitz, first period of Game 1 of CSF, Apr. 25, 2007 vs. VAN

### MOST POINTS

Career	94	Ryan Getzlaf (27-67=94), 2005-15 (97 games)
Playoff Season	20	Ryan Getzlaf (2-18=20), 2015 (16 games)
Series	10	Two times: Corey Perry (5-5=10), 2009 CSF vs. DET (7 games); Ryan Getzlaf (2-8=10), 2009 CSF vs. DET (7 games)
Game	4	Five times: Joffrey Lupul (4-0=4), Game 3 of CSF, May 9, 2006 @ COL; Andy McDonald (3-1=4), Game 1 of CSF, Apr. 25, 2007 vs. VAN; Corey Perry (twice) (2-2=4), Game 1 of First Round, Apr. 16, 2015 vs. WPG; (2-2=4), Game 1 of Second Round, Apr. 30, 2015 vs. CGY; Ryan Getzlaf (1-3=4), Game 1 of Second Round, Apr. 30, 2015 vs. CGY
Period	3	Four times: Teemu Selanne (1-2=3), second period of Game 1 of CSF, May 5, 2006 vs. COL; Chris Kunitz (0-3=3), first period of Game 1 of CSF, Apr. 25, 2007 vs. VAN; Andy McDonald (2-1=3), first period of Game 1 of CSF, Apr. 25, 2007 vs. VAN; Corey Perry (2-1=3), third period of Game 1 of First Round, Apr. 16, 2015 vs. WPG

### MOST GAMES

Career	97	Ryan Getzlaf, 2005-15; Francois Beauchemin, 2005-09 & 2011-15
Playoff Season	21	16 players in 2003 & 11 players in 2007

### MOST SHOTS

Career	274	Teemu Selanne, 1996-01 & 2005-14 (96 games)
Playoff Season	64	Andy McDonald, 2007 (21 games); Corey Perry, 2015 (16 games)
Series	40	Paul Kariya, 1997 CQF vs. PHX (7 games)
Game	11	Paul Kariya, Game 2 of CSF, May 4, 1997 @ DET
Period	5	Three times: last, Andy McDonald, in second period of Game 4 of CQF, Apr. 27, 2006 vs. CGY

### MOST PENALTY MINUTES

Career	138	Corey Perry, 2005-15 (90 games)
Playoff Season	39	Rob Niedermayer, 2007 (21 games)
Series	36	Patrick Maroon, 2014 First Round vs. DAL (6 games)
Game	20	Brad May, Game 4 of CQF, Apr. 17, 2007 @ MIN
Period	20	Brad May, third period of Game 4 of CQF on Apr. 17, 2007 @ MIN

### LONGEST PLAYOFF SCORING STREAKS

Point Streak	8 gms	Ryan Getzlaf (2-12=14), Apr. 21-May 7, 2009
Goal Streak	5 gms	Matt Beleskey (5-0=5), Apr. 30-May 10, 2015
Assist Streak	8 gms	Ryan Getzlaf (2-12=14), Apr. 21-May 7, 2009

### ALL-TIME HAT TRICKS

Two times		Andy McDonald (3-1=4), Game 1 of CSF, Apr. 25, 2007 vs. VAN; Joffrey Lupul (4-0=4), Game 3 of CSF, May 9, 2006 @ COL
-----------	--	--

# ANAHEIM DUCKS PLAYOFF RECORDS

## MOST GOALS - DEFENSEMEN

Playoff Season	4	Francois Beauchemin, 2007
Series	2	11 times (last: Sami Vatanen, 2015 First Round vs. WPG)
Game	2	Four times (last: Chris Pronger, Game 3 of the CQF, Apr. 15, 2008 @ DAL)

## MOST ASSISTS - DEFENSEMEN

Playoff Season	12	Chris Pronger, 2007
Series	6	Dmitri Mirnov, 1997 CQF vs. PHX
Game	2	Many times (last: Cam Fowler, Game 5 of the Second Round, May 10, 2015 vs. CGY)

## MOST POINTS - DEFENSEMEN

Playoff Season	15	Chris Pronger, 2007
Series	7	J.J. Diagneault (2-5=7) & Dmitri Mirnov (1-6=7), 1997 CQF vs. PHX
Game	3	Three times (last: Sami Vatanen, Game 1 of the First Round, Apr. 16, 2015 vs. WPG)

## MOST GOALS - ROOKIE

Playoff Season	5	Bobby Ryan, 2009
Series	5	Bobby Ryan, 2009 CQF vs. SJ (6 games)
Game	2	Bobby Ryan, Game 4 of the CQF, Apr. 23, 2009 vs. SJ; Dustin Penner, Game 4 of the WCF, May 25, 2006 @ EDM; Francois Beauchemin, Game 3 of the CQF, Apr. 25, 2006 vs. CGY

## MOST ASSISTS - ROOKIE

Playoff Season	6	Dustin Penner and Francois Beauchemin, 2006
Series	5	Dustin Penner, 2006 CSF vs. COL (4 games)
Game	3	Dustin Penner, Game 3 of the CSF, May 9, 2006 @ COL

## MOST POINTS - ROOKIE

Playoff Season	9	Dustin Penner and Francois Beauchemin, 2006
Series	6	Dustin Penner, 2006 CSF vs. COL (4 games)
Game	3	Dustin Penner, Game 3 of the CSF, May 9, 2006 @ COL

## MOST GAMES - ROOKIE

Playoff Season	21	Dustin Penner, 2007; Stanislav Chistov and Kurt Sauer, 1999
----------------	----	---

## MOST SHOTS - ROOKIE

Playoff Season	49	Bobby Ryan, 2009
Series	26	Bobby Ryan, 2009 CSF vs. DET (7 games)
Game	7	Bobby Ryan, Game 3 of the CQF, Apr. 21, 2009 vs. SJ

## MOST PENALTY MINUTES - ROOKIE

Playoff Season	38	Patrick Maroon, 2014
Series	36	Patrick Maroon, 2014 First Round vs. DAL (6 games)
Game	15	Mike Brown, Game 1 of the CSF, May 1, 2009 @ DET

## LONGEST PLAYOFF SCORING STREAKS - ROOKIE

Point Streak	3 gms	Bobby Ryan (4-0=4), Apr. 19-23, 2009; Dustin Penner (1-5=6), May 7-11, 2006
Goal Streak	3 gms	Bobby Ryan (4-0=4), Apr. 19-23, 2009
Assist Streak	3 gms	Dustin Penner (1-5=6), May 7-11, 2006

## MOST MINUTES PLAYED (GOALIES)

Career	3167	Jean-Sebastien Giguere, 2003-09 (52 games)
Playoff Season	1407	Jean-Sebastien Giguere, 2003 (21 games)
Series	498	Frederik Andersen, 2015 WCF vs. CHI (7 games)
Game	140:48	Jean-Sebastien Giguere, Game 1 of CSF, Apr. 24, 2003 vs. DAL (5 OT)

## MOST SHUTOUTS

Career	6	Jean-Sebastien Giguere, 2003-09 (52 games)
Playoff Season	5	Jean-Sebastien Giguere, 2003 (21 games)
Series	3	Jean-Sebastien Giguere, 2003 WCF vs. MIN (4 games)

# ANAHEIM DUCKS PLAYOFF RECORDS

## MOST SAVES

Career	1363	Jean-Sebastien Giguere, 2003-09 (52 games)
Playoff Season	659	Jean-Sebastien Giguere, 2003 (21 games)
Series	274	Jonas Hiller, 2009 CSF vs. DET (7 games)
Game	70	Mikhail Shtalenkov, Game 4 of CSF, May 8, 1997 vs. DET (2 OT)
Period	21	Mikhail Shtalenkov, second period of Game 3 of CSF, May 6, 1997 vs. DET
Overtime	20	Jean-Sebastien Giguere, first OT period of Game 1 of CQF, Apr. 10, 2003 @ DET

## MOST SHOTS FACED

Career	1473	Jean-Sebastien Giguere, 2003-09 (52 games)
Playoff Season	697	Jean-Sebastien Giguere, 2003 (21 games)
Series	294	Jonas Hiller, 2009 CSF vs. DET (7 games)
Game	73	Mikhail Shtalenkov, Game 4 of CSF, May 8, 1997 vs. DET (2 OT)
Period	23	Mikhail Shtalenkov, second period of Game 3 of CSF, May 6, 1997 vs. DET
Overtime	20	Jean-Sebastien Giguere, first OT period of Game 1 of CQF, Apr. 10, 2003 @ DET

## LOWEST GOALS-AGAINST AVERAGE

Career	1.68	Ilya Bryzgalov, 2005-07 (16 games)
Playoff Season	1.46	Ilya Bryzgalov, 2006 (11 games)
Series	0.22	Jean-Sebastien Giguere, 2003 WCF vs. MIN (4 games)

## HIGHEST SAVE PERCENTAGE

Career	.937	Ilya Bryzgalov, 2005-07 (16 games)
Playoff Season	.945	Jean-Sebastien Giguere, 2003 (21 games)
Series	.992	Jean-Sebastien Giguere, 2003 WCF vs. MIN (4 games), stopped 122-of-123 shots

## GOALTENDING STREAKS

Most consecutive games played	21	Jean-Sebastien Giguere, Apr. 10, 2003-June 9, 2003
Most consecutive starts	21	Jean-Sebastien Giguere, Apr. 10, 2003-June 9, 2003
Most consecutive shutouts	3	Two times: Jean-Sebastien Giguere, Game 1 of WCF on May 10, 2003 @ MIN, Game 2 of WCF on May 12, 2003 @ MIN, Game 3 of WCF on May 14, 2003 vs. MIN; Ilya Bryzgalov, Game 7 of CQF on May 3, 2006 vs. CGY, Game 1 of CSF on May 5, 2006 vs. COL, Game 2 of CSF on May 7, 2006 vs. COL
Longest winning streak	6 games	Three times: Jean-Sebastien Giguere, Apr. 10-26, 2003; Ilya Bryzgalov, May 1-11, 2006; Frederik Andersen, Apr. 16-May 3, 2015
Longest losing streak	3 games	Four times: last, Ilya Bryzgalov, May 19-23, 2006
Longest shutout sequence	249:15	Ilya Bryzgalov, Game 7 of CQF on May 3, 2006 vs. CGY through Game 2 of CSF on May 7, 2006 vs. COL, spanning five games

## TEAM

### MOST GOALS

Playoff Season	58	2007 (21 games)
Series	22	2015 WCF vs. CHI (7 games)
Game	6	Five times: Game 4 of WCF, May 25, 2006 @ EDM; Game 5 of SCF, June 6, 2007 vs. OTT; Game 4 of CQF, Apr. 20, 2011 @ NSH; Game 5 of First Round, Apr. 26, 2014 vs. DAL; Game 1 of Second Round, Apr. 30, 2015 vs. CGY
Period	4	Two times: second period of Game 1 of CSF, May 5, 2006 vs. COL; third period of Game 3 of WCF, May 23, 2006 @ EDM

### MOST SHOTS

Playoff Season	698	2007 (21 games)
Series	265	2015 WCF vs. CHI (7 games)
Game	63	Game 5 of CSF, May 3, 2007 vs. VAN
Period	25	First period of Game 4 of WCF, May 25, 2006 @ EDM
Overtime Period	17	First OT period of Game 4 of WCF, May 23, 2015 @ CHI

### MOST PENALTY MINUTES

Playoff Season	399	2007 (21 games)
Series	175	2014 First Round vs. DAL (6 games)
Game	57	Game 5 of First Round, Apr. 25, 2014 vs. DAL
Period	48	Third period of Game 4 of CQF, Apr. 17, 2007 @ MIN

# ANAHEIM DUCKS PLAYOFF RECORDS

## FEWEST SHOTS

Playoff Season	115	1999 (4 games)
Series	108	2003 WCF vs. MIN (4 games)
Game	14	Game 4 of CSF, May 10, 2004 @ LA
Period	0	Second period of Game 4 of CSF, May 10, 2014 @ LA
Overtime Period	0	First OT period of Game 1 of CSF, May 2, 1997 @ DET; First OT period of Game 5 of CQF, Apr. 22, 2011 vs. NSH; First OT Period of Game 2 of CQF, May 2, 2013 vs. DET; First OT Period of Game 6 of CQF, May 10, 2013 vs. DET

## OPPONENTS INDIVIDUAL PLAYOFF RECORDS

### MOST GOALS

Series	6	Three times: Keith Tkachuk, 1997 CQF vs. PHX (7 games); Johan Franzen, 2009 CSF vs. DET (7 games); Marian Gaborik, 2014 Second Round vs. LA (7 games)
Game	3	Steve Yzerman, Game 1 of CQF, Apr. 21, 1999 @ DET
Period	2	Twelve times: last, Jonathon Toews, first period of Game 1 of WCF, May 30, 2015 vs. CHI

### MOST ASSISTS

Series	8	Twice: Anze Kopitar, 2014 CSF vs. LA (7 games); Duncan Keith, 2015 WCF vs. CHI (7 games)
Game	3	Six times: last, Patrick Kane, Game 7 of WCF, May 30, 2015 vs. CHI
Period	3	Twice: Mikael Samuelsson, third period of Game 6 of WCF, May 22, 2007 vs. DET; Duncan Keith, second period of Game 6 of WCF, May 27, 2015 @ CHI

### MOST POINTS

Series	10	Twice: Henrik Zetterberg (3-7=10), 2009 CSF vs. DET (7 games); Marian Gaborik, (7-3=10), 2014 CSF vs. LA (7 games)
Game	3	Several times
Period	3	Three times: last, Duncan Keith (0-3=3), second period of Game 6 of WCF, May 27, 2015 @ CHI

### MOST SHOTS

Series	37	Keith Tkachuk, 1997 CQF vs. PHX (7 games)
Game	13	Nicklas Lidstrom, Game 4 of CSF, May 8, 1997 vs. DET (2 OT)
Period	6	Nicklas Lidstrom, second period of Game 3 of CSF, May 6, 1997 vs. DET

### MOST PENALTY MINUTES

Series	29	Dan Hinote, 2006 CSF vs. COL (4 games)
Game	27	Dan Hinote, Game 1 of CST, May 5, 2006 vs. COL
Period	27	Dan Hinote, third period of Game 1 of CSF, May 5, 2006 vs. COL

### MOST MINUTES PLAYED (GOALIES)

Series	498	Corey Crawford, 2015 WCF vs. CHI (7 games)
Game	140:48	Marty Turco, Game 1 of CSF, Apr. 24, 2003 @ DAL (5 OT)

### MOST SHUTOUTS

Series	3	Martin Brodeur, 2003 SCF vs. NJ
--------	---	---------------------------------

### MOST SAVES

Series	243	Corey Crawford, 2015 WCF vs. CHI (7 games)
Game	60	Corey Crawford, Game 2 of WCF, May 19, 2015 vs. CHI (3 OT)
Period	22	Dwayne Roloson, first period of Game 4 of WCF, May 25, 2006 @ EDM
Overtime Period	17	Corey Crawford, first OT period of Game 4 of WCF, May 23, 2015 @ CHI

### MOST SHOTS FACED

Series	264	Corey Crawford, 2015 WCF vs. CHI (7 games)
Game	62	Corey Crawford, Game 2 of WCF, May 19, 2015 vs. CHI (3 OT)
Period	25	Dwayne Roloson, first period of Game 4 of WCF, May 25, 2006 @ EDM
Overtime Period	17	Corey Crawford, first OT period of Game 4 of WCF, May 23, 2015 @ CHI

### LOWEST GOALS-AGAINST-AVERAGE

Series	1.37	Manny Fernandez, 2003 WCF vs. MIN (3 games)
--------	------	---



# ANAHEIM DUCKS PLAYOFF RECORDS

## OPPONENTS TEAM RECORDS

### MOST GOALS

Series	24	2015 WCF vs. CHI (7 games)
Game	6	Three times: Game 5 of SCF, June 5, 2003 @ NJ; Game 4 of CSF, May 7, 2009 vs. DET; Game 7 of CSF, May 16, 2014 vs. LA
Period	4	Three times: first period of Game 2 of CQF, Apr. 23, 1999 @ DET; third period of Game 3 of WCF, May 23, 2006 @ EDM; third period of Game 6 of CQF, Apr. 20, 2008 @ DAL

### MOST SHOTS

Series	294	2009 CSF vs. DET (7 games)
Game	73	Game 4 of CSF, May 8, 1997 vs. DET (2 OT)
Period	23	Second period of Game 3 of CSF, May 6, 1997 vs. DET
Overtime Period	20	First OT period of Game 1 of CQF, Apr. 10, 2003 @ DET

### MOST PENALTY MINUTES

Series	153	2014 First Round vs. DAL (6 games)
Game	64	Game 5 of First Round, Apr. 25, 2014 vs. DAL
Period	33	Third period of Game 5 of First Round, Apr. 25, 2014 vs. DAL

### FEWEST SHOTS

Series	101	2007 SCF vs. OTT (5 games)
Game	13	Game 5 of SCF, June 6, 2007 vs. OTT
Period	3	Six times: last, first period of Game 5 of WCF, May 25, 2015 vs. CHI
Overtime Period	0	Five times: last, Game 5 of WCF, May 25, 2015 vs. CHI

## TWO-TEAM SINGLE-GAME HIGHS & LOWS

### MOST GOALS

Game	9	Ten times: last, Game 5 of WCF, ANA (5) vs. CHI (4), May 25, 2015
Period	8	Third period of Game 4 of WCF, ANA (4) @ EDM (4), May 23, 2006

### MOST SHOTS

Game	122	Game 2 of CSF, ANA (51) vs. DET (71), May 4, 1997 (3 OT)
Period	33	Three times: second period of Game 5 of CQF, ANA (22) vs. MIN (11), Apr. 19, 2007; second period of Game 2 of CSF, ANA (17) vs. VAN (16), Apr. 27, 2007; second period of Game 4 of CSF, DET (20) vs. ANA (13), May 7, 2009
Overtime Period	28	Second OT period of Game 2 of WCF, May 19, 2015 vs. CHI

### MOST PENALTY MINUTES

Game	121	Game 5 of First Round, DAL (64) vs. ANA (57), Apr. 25, 2014
Period	68	Third period of Game 5 of First Round, DAL (33) vs. ANA (35), Apr. 25, 2014

### FEWEST GOALS

Game	1	Four times: Game 4 of CSF, ANA (1) vs. DAL (0), Apr. 30, 2003; Game 1 of WCF, ANA (1) @ MIN (0), May 10, 2003 (2 OT); Game 4 of SCF, ANA (1) vs. NJ (0), June 2, 2003 (OT); Game 2 of SCF, ANA (1) vs. OTT (0), May 30, 2007
------	---	--

### FEWEST SHOTS

Game	31	Game 5 of SCF, ANA (18) vs. OTT (13), June 6, 2007
Period	8	Two times: second period of Game 2 of SCF, ANA (2) @ NJ (6), May 29, 2003; first period of Game 5 of SCF, ANA (5) vs. OTT (3), June 6, 2007
Overtime Period	1	Four times: first OT period of Game 2 of CSF, ANA (0) @ DET (1), May 2, 1997; fifth OT period of Game 1 of CSF, ANA (1) @ DAL (0), Apr. 24, 2003; first OT period in Game 2 of CSF, ANA (1) @ DAL (0), Apr. 26, 2003; first OT period of Game 4 of CQF, ANA (3) vs. CGY (2), Apr. 27, 2006; first OT period of Game 5 of First Round, ANA (5) @ DAL (4), Apr. 27, 2014

### FEWEST POWER PLAY OPPORTUNITIES

Game	3	Five times: Game 7 of CQF, ANA (0-2) vs. PHX (0-1), Apr. 29, 1997; Game 1 of SCF, ANA (0-2) @ NJ (1-1), May 27, 2003; Game 7 of SCF, ANA (0-1) @ NJ (0-2), June 9, 2003; Game 6 of CQF, ANA (0-0) @ DET (1-3), May 10, 2013; Game 3 of Second Round, ANA (2-2) @ LA (1-1), May 8, 2014
------	---	--

### FEWEST PENALTY MINUTES

Game	6	Four times: Game 7 of CQF, ANA (2) vs. PHX (4), Apr. 29, 1997; Game 1 of SCF, ANA (2) @ NJ (4), May 27, 2003; Game 7 of SCF, ANA (4) @ NJ (2), June 9, 2003; Game 6 of CQF, ANA (6) @ DET (0), May 10, 2013
------	---	---

# ANAHEIM DUCKS PLAYOFF GAME-BY-GAME

## 2015 ANAHEIM DUCKS PLAYOFF GAME-BY-GAME

Date	Team	W/L/OT	Record	GF-GA	Scorers	W Goal	PP	PK	SF-SA	W - L Gltdr	Attend.
04/16/2015	WINNIPEG	W	01-00	4-2	45,10p,10,15p	10	2-3	3-3	33-27	31-31	17,174+
04/18/2015	WINNIPEG	W	02-00	2-1	19p,33	33	1-4	4-4	39-29	31-31	17,415+
04/20/2015	@ WINNIPEG	W*	03-00	5-4	4,10,33,17,67	67	0-3	2-3	31-35	31-31	15,016
04/22/2015	@ WINNIPEG	W	04-00	5-2	16,7,17,17,45	17	0-1	2-3	35-27	31-31	15,016
04/30/2015	CALGARY	W	05-00	6-1	39,19,10,16,10p,15p	19	2-4	3-3	35-24	31-1	17,174+
05/03/2015	CALGARY	W	06-00	3-0	39,47,44	39	0-4	3-3	34-30	31-31	17,299+
05/05/2015	@ CALGARY	L*	06-01	3-4	19,10,39	11	0-2	5-6	21-21	31-31	19,289
05/08/2015	@ CALGARY	W	07-01	4-2	33p,7,39p,19	39	2-4	2-2	29-27	31-31	19,289
05/10/2015	CALGARY	W*	08-01	3-2	17p,39p,10	10	2-4	3-4	47-19	31-31	17,284+
05/17/2015	CHICAGO	W	09-01	4-1	47,21,44,33	21	0-1	3-3	27-33	31-50	17,291+
05/19/2015	CHICAGO	L*	09-02	2-3	7,10	16	0-5	3-5	62-56	50-31	17,234+
05/21/2015	@ CHICAGO	W	10-02	2-1	19p,24	24	1-1	5-5	27-28	31-50	22,160
05/23/2015	@ CHICAGO	L*	10-03	4-5	16,17,39,10	80	0-2	3-4	51-40	50-31	22,404
05/25/2015	CHICAGO	W*	11-03	5-4	4,17,45,19,39	39	0-2	2-2	28-28	31-50	17,286+
05/27/2015	@ CHICAGO	L	11-04	2-5	19p,3	88	1-3	3-3	32-23	50-31	22,089
05/30/2015	CHICAGO	L	11-05	3-5	17,10,39p	81	1-2	2-4	38-26	50-31	17,375+

## 2014 ANAHEIM DUCKS PLAYOFF GAME-BY-GAME

Date	Team	W/L/OT	Record	GF-GA	Scorers	W Goal	PP	PK	SF-SA	W - L Gltdr	Attend.
04/16/2014	DALLAS	W	01-00	4-3	21,15,22p,39p	39	2-5	4-5	35-35	31-32	17,294+
04/18/2014	DALLAS	W	02-00	3-2	15,10,7s	7	0-3	5-6	19-36	31-32	17,426+
04/21/2014	@ DALLAS	L	02-01	0-3		14	0-5	3-3	37-22	32-31	19,120
04/23/2014	@ DALLAS	L	02-02	2-4	55,62	20	0-3	3-3	23-26	32-31	18,962
04/25/2014	DALLAS	W	03-02	6-2	13p,67p,22p,33,15,10p	22	4-6	7-7	23-36	31-32	17,334+
04/27/2014	@ DALLAS	W*	04-02	5-4	77p,6,13,77,13	13	1-4	4-5	30-24	1-32	19,323
05/03/2014	LOS ANGELES	L*	04-03	2-3	39,8	12	0-4	3-4	35-36	32-1	17,393+
05/05/2014	LOS ANGELES	L	04-04	1-3	62p	27	1-4	3-3	37-17	32-1	17,281+
05/08/2014	@ LOS ANGELES	W	05-04	3-2	10p,8p,6	6	2-2	0-1	22-31	1-32	18,622
05/10/2014	@ LOS ANGELES	W	06-04	2-0	77,15p	77	1-3	4-4	14-28	36-32	18,489
05/12/2014	LOS ANGELES	W	07-04	4-3	13,77p,77,33	33	1-3	2-3	24-42	36-32	17,233+
05/14/2014	@ LOS ANGELES	L	07-05	1-2	21	22	0-5	4-4	22-23	32-36	18,519
05/16/2014	LOS ANGELES	L	07-06	2-6	21,10	10	0-3	3-5	27-30	32-36	17,395+

## 2013 ANAHEIM DUCKS PLAYOFF GAME-BY-GAME

Date	Team	W/L/OT	Record	GF-GA	Scorers	W Goal	PP	PK	SF-SA	W - L Gltdr	Attend.
04/30/2013	Detroit	W	01-00	3-1	13p,8p,23	8	2-4	3-4	27-22	1-35	17,200+
05/02/2013	Detroit	L*	01-01	4-5	11p,15,51,9	14	1-5	3-6	32-32	35-1	17,182+
05/04/2013	@ Detroit	W	02-01	4-0	13p,15s,65,39p	13	2-6	6-6	29-23	1-35	20,066
05/06/2013	@ Detroit	L*	02-02	2-3	39,20	24	0-3	1-1	33-49	35-1	20,066
05/08/2013	Detroit	W*	03-02	3-2	15,15p,13	13	1-3	2-3	34-31	1-35	17,395+
05/10/2013	@ Detroit	L*	03-03	3-4	51,65,9	40	0-0	2-3	37-29	35-1	20,066
05/12/2013	Detroit	L	03-04	2-3	65,23	51	1-4	2-2	33-32	35-1	17,412+

## 2011 ANAHEIM DUCKS PLAYOFF GAME-BY-GAME

Date	Team	W/L/OT	Record	GF-GA	Scorers	W Goal	PP	PK	SF-SA	W - L Gltdr	Attend.
04/13/2011	Nashville	L	00-01	1-4	8p	26	1-5	1-5	28-30	35-38	17,174+
04/15/2011	Nashville	W	01-01	5-3	10p,8p,9,15,9	15	2-5	2-6	28-34	29-35	17,174+
04/17/2011	@ Nashville	L	01-02	3-4	8p,8,39	12	1-2	1-5	16-37	35-29	17,113
04/20/2011	@ Nashville	W	02-02	6-3	4p,11,8p,10s,15,64	10	2-6	1-5	38-22	29-35	17,113
04/22/2011	Nashville	L*	02-03	3-4	33p,9,33	25	1-2	0-2	26-37	35-29	17,385+
04/24/2011	@ Nashville	L	02-04	2-4	8,33p	13	1-2	1-4	27-30	35-29	17,113

+ = Sellout

# ANAHEIM DUCKS PLAYOFF GAME-BY-GAME

## 2009 ANAHEIM DUCKS PLAYOFF GAME-BY-GAME

Date	Team	W/L/OT	Record	GF-GA	Scorers	W Goal	PP	PK	SF-SA	W - L Gldr	Attend.
04/16/2009	@ San Jose	W	01-00	2-0	27p,15	27	1-4	0-6	17-35	1-20	17,496
04/19/2009	@ San Jose	W	02-00	3-2	9p,48,18	18	1-2	0-6	26-44	1-20	17,496
04/21/2009	San Jose	L	02-01	3-4	9p,34,25	12	1-4	2-3	30-35	20-1	16,277
04/23/2009	San Jose	W	03-01	4-0	9,9,10,18	9	0-4	0-2	26-31	1-20	16,830
04/25/2009	@ San Jose	L*	03-02	2-3	20,10	12	0-3	1-3	25-48	20-1	17,496
04/27/2009	San Jose	W	04-02	4-1	10p,8p,23,15	8	2-5	1-4	32-37	1-20	17,174+
05/01/2009	@ Detroit	L	04-03	2-3	10,8p	5	1-3	2-6	24-37	30-1	20,066
05/03/2009	@ Detroit	W*	05-03	4-3	15,25p,20p,22	22	2-4	1-3	46-62	1-30	20,066
05/05/2009	Detroit	W	06-03	2-1	8,27p	27	1-4	1-5	23-46	1-30	17,174+
05/07/2009	Detroit	L	06-04	3-6	10,10,27p	81	1-3	1-5	28-40	30-1	17,601+
05/10/2009	@ Detroit	L	06-05	1-4	19p	26	1-3	0-3	17-38	30-1	20,066
05/12/2009	Detroit	W	07-05	2-1	15p,10	10	1-5	1-4	28-39	1-30	17,174+
05/14/2009	@ Detroit	L	07-06	3-4	8,10p,9	11	1-5	1-5	27-40	20-1	20,066

## 2008 ANAHEIM DUCKS PLAYOFF GAME-BY-GAME

Date	Team	W/L/OT	Record	GF-GA	Scorers	W Goal	PP	PK	SF-SA	W - L Gldr	Attend.
04/10/2008	Dallas	L	00-01	0-4	-	29	0-3	4-7	23-37	35-35	17191+
04/12/2008	Dallas	L	00-02	2-5	8p,32	9	1-6	2-6	22-30	35-35	17181+
04/15/2008	@ Dallas	W	01-02	4-2	22,15,25p,25p	25	2-4	2-7	15-33	35-35	18532
04/17/2008	@ Dallas	L	01-03	1-3	11	14	0-5	0-6	28-20	28-20	18532
04/18/2008	Dallas	W	02-03	5-2	10,15p,8p,21,22	8	2-3	0-7	32-42	35-35	17199+
04/20/2008	@ Dallas	L	02-04	1-4	10	14	0-3	2-5	18-26	35-35	18532

## 2007 ANAHEIM DUCKS PLAYOFF GAME-BY-GAME

Date	Team	W/L/OT	Record	GF-GA	Scorers	W Goal	PP	PK	SF-SA	W - L Gldr	Attend.
04/11/2007	Minnesota	W	01-00	2-1	8,17	17	0-3	0-4	34-25	30-32	17180+
04/13/2007	Minnesota	W	02-00	3-2	23p,23p,15s	15	2-4	0-6	25-32	30-32	17324+
04/15/2007	@ Minnesota	W	03-00	2-1	19p,44	44	1-4	1-5	19-20	30-32	19224
04/17/2007	@ Minnesota	L	03-01	1-4	25p	10	1-4	1-7	29-40	32-30	19174
04/19/2007	Minnesota	W	04-01	4-1	25,15p,10,32	15	1-4	0-5	39-27	35-32	17318+
04/25/2007	Vancouver	W	05-01	5-1	19p,8,19,15,19p	8	2-9	0-7	37-27	35-1	17250+
04/27/2007	Vancouver	L*	05-02	1-2	32	20	0-7	0-5	44-49	1-35	17392+
04/29/2007	@ Vancouver	W	06-02	3-2	17,23p,10p	10	2-5	1-8	24-26	35-1	18630
05/01/2007	@ Vancouver	W*	07-02	3-2	25,8,32	32	0-8	0-3	30-26	35-1	18630
05/03/2007	Vancouver	W*	08-02	2-1	26,27	27	0-7	0-6	63-27	35-1	17407+
05/11/2007	@ Detroit	L	08-03	1-2	14	96	0-7	2-4	32-19	39-35	19939
05/13/2007	@ Detroit	W*	09-03	4-3	44,19,32,27	27	0-5	2-7	33-27	35-39	19620
05/15/2007	Detroit	L	09-04	0-5	-	93	0-4	1-9	29-28	39-35	17358+
05/17/2007	Detroit	W	10-04	5-3	10,5p,8,15p,44	15	2-5	2-6	23-39	35-39	17375+
05/20/2007	@ Detroit	W*	11-04	2-1	27p,8	8	1-5	0-7	26-37	35-39	20003
05/22/2007	Detroit	W	12-04	4-3	44s,10,15p,26	26	1-4	2-7	29-29	35-39	17380+
05/28/2007	Ottawa	W	13-04	3-2	19,15,32	32	0-4	2-7	32-20	35-1	17274+
05/30/2007	Ottawa	W	14-04	1-0	26	26	0-4	0-4	31-16	35-1	17258+
06/02/2007	@ Ottawa	L	14-05	3-5	19p,10,15	37	1-3	1-7	22-29	1-35	20500
06/04/2007	@ Ottawa	W	15-05	3-2	19,19,17	17	0-3	1-4	21-23	35-1	20500
06/06/2007	Ottawa	W	16-05	6-2	19p,44,32,23p,32,10	32	2-6	0-3	18-13	35-1	17372+

# ANAHEIM DUCKS PLAYOFF GAME-BY-GAME

## 2006 MIGHTY DUCKS OF ANAHEIM PLAYOFF GAME-BY-GAME

Date	Team	W/L/OT	Record	GF-GA	Scorers	W Goal	PP	PK	SF-SA	W - L Gltdr	Attend.
04/21/2006	@ Calgary	L*	00-01	1-2	12	25	0-5	0-5	34-40	34-30	19289
04/23/2006	@ Calgary	W	01-01	4-3	38,27s,15,26	26	0-6	2-12	20-25	35-34	19289
04/25/2006	Calgary	L	01-02	2-5	23p,23p	19	2-9	3-7	29-24	34-35	17174+
04/27/2006	Calgary	W*	02-02	3-2	51,13p,21	21	1-7	0-6	30-27	35-34	17174+
04/29/2006	@ Calgary	L	02-03	2-3	19p,44p	12	2-6	1-4	28-27	34-35	19289
05/01/2006	Calgary	W	03-03	2-1	13,27p	27	1-9	0-5	30-22	30-34	16594
05/03/2006	@ Calgary	W	04-03	3-0	13,24,12	13	0-2	0-4	32-22	30-34	19289
05/05/2006	Colorado	W	05-03	5-0	26,38,13,15p,32	26	1-5	0-5	34-29	30-60	17174+
05/07/2006	Colorado	W	06-03	3-0	51p,24,15	51	1-6	0-6	35-22	30-60	17294+
05/09/2006	@ Colorado	W*	07-03	4-3	15,15,15,15	15	0-5	0-8	39-29	30-60	18007
05/11/2006	@ Colorado	W	08-03	4-1	22,13,76,22	13	0-3	0-5	34-41	30-60	18007
05/19/2006	Edmonton	L	08-04	1-3	19p	83	1-8	1-5	32-26	35-30	17174+
05/21/2006	Edmonton	L	08-05	1-3	12	34	0-5	2-3	34-25	35-30	17264+
05/23/2006	@ Edmonton	L	08-06	4-5	21,13,38,22	34	0-7	2-8	38-22	35-30	16839
05/25/2006	@ Edmonton	W	09-06	6-3	76,76,51p,24,15,15	24	1-8	1-7	46-23	35-35	16839
05/27/2006	Edmonton	L	09-07	1-2	23p	14	1-11	0-6	33-25	35-35	17174+

## 2003 MIGHTY DUCKS OF ANAHEIM PLAYOFF GAME-BY-GAME

Date	Team	W/L/OT	Record	GF-GA	Scorers	W Goal	PP	PK	SF-SA	W - L Gltdr	Attend.
04/10/2003	@ Detroit	W*	01-00	2-1	77,9	9	0-4	1-4	44-64	35-31	20058
04/12/2003	@ Detroit	W	02-00	3-2	23,10,32	32	0-3	0-2	23-36	35-31	20058
04/14/2003	Detroit	W	03-00	2-1	26,23	23	0-3	1-4	26-37	35-31	17174+
04/16/2003	Detroit	W*	04-00	3-2	9,10,20	20	0-4	0-4	27-34	35-31	17174+
04/24/2003	@ Dallas	W*	05-00	4-3	10,44s,20,39	39	0-3	0-3	54-63	35-35	18532
04/26/2003	@ Dallas	W*	06-00	3-2	77p,44,12	12	1-6	1-2	27-31	35-35	18532
04/28/2003	Dallas	L	06-01	1-2	20p	26	1-4	1-4	32-32	35-35	17174+
04/30/2003	Dallas	W	07-01	1-0	12p	12	1-5	0-5	22-28	35-35	17174+
05/03/2003	@ Dallas	L	07-02	1-4	9	14	0-6	0-2	15-25	35-35	18532
05/05/2003	Dallas	W	08-02	4-3	32p,23,24,8	8	1-3	1-3	26-29	35-35	17174+
05/10/2003	@ Minnesota	W*	09-02	1-0	39	39	0-1	0-5	26-39	35-35	19350
05/12/2003	@ Minnesota	W	10-02	2-0	34s,44s	34	0-3	0-3	22-24	35-30	19344
05/14/2003	Minnesota	W	11-02	4-0	20,9,23,9	20	0-4	0-4	32-35	35-30	17174+
05/16/2003	Minnesota	W	12-02	2-1	77p,77p	77	2-3	1-4	28-25	35-30	17174+
05/27/2003	@ New Jersey	L	12-03	0-3	-	12	0-2	0-1	16-30	30-35	19040
05/29/2003	@ New Jersey	L	12-04	0-3	-	26	0-3	1-4	16-25	30-35	19040
05/31/2003	New Jersey	W*	13-04	3-2	11,8,24	24	0-2	0-4	33-31	35-30	17174+
06/02/2003	New Jersey	W*	14-04	1-0	32	32	0-1	0-3	26-26	35-30	17174+
06/05/2003	@ New Jersey	L	14-05	3-6	39,20,26	20	0-1	0-4	23-37	30-35	19040
06/07/2003	New Jersey	W	15-05	5-2	20,20,32p,9,39	32	2-8	1-3	24-28	35-30	17174+
06/09/2003	@ New Jersey	L	15-06	0-3	-	16	0-1	0-2	24-25	30-35	19040

## 1999 MIGHTY DUCKS OF ANAHEIM PLAYOFF GAME-BY-GAME

Date	Team	W/L/OT	Record	GF-GA	Scorers	W Goal	PP	PK	SF-SA	W - L Gltdr	Attend.
04/21/1999	@ Detroit	L	00-01	3-5	16p,9,8	17	1-5	1-6	29-37	30-35	19983
04/23/1999	@ Detroit	L	00-02	1-5	8p	14	1-5	3-9	31-36	30-31	19983
04/25/1999	Detroit	L	00-03	2-4	16p,23p	19	2-6	2-6	24-24	30-31	17,174+
04/27/1999	Detroit	L	00-04	0-3	-	96	0-4	1-2	31-38	30-31	17,174+

## 1997 MIGHTY DUCKS OF ANAHEIM PLAYOFF GAME-BY-GAME

Date	Team	W/L/OT	Record	GF-GA	Scorers	W Goal	PP	PK	SF-SA	W - L Gltdr	Attend.
04/16/1997	Phoenix	W	01-00	4-2	8p,9,8,9	8	1-3	1-5	29-31	31-35	17,174+
04/18/1997	Phoenix	W	02-00	4-2	15p,36p,36,8	36	2-7	1-3	35-38	31-35	17,174+
04/20/1997	@ Phoenix	L	02-01	1-4	9p	34	1-7	0-6	31-26	35-31	16210
04/22/1997	@ Phoenix	L	02-02	0-2	-	21	0-4	0-3	32-25	35-31	16210
04/24/1997	Phoenix	L	02-03	2-5	8,8p	27	1-2	0-2	32-24	35-31	17,174+
04/27/1997	@ Phoenix	W*	03-03	3-2	9p,23,9	9	1-4	1-5	39-21	35-31	16210
04/29/1997	Phoenix	W	04-03	3-0	33,20,14	33	0-2	0-1	26-31	35-31	17,174+
05/02/1997	@ Detroit	L*	04-04	1-2	9p	20	1-3	0-5	20-30	29-31	19983
05/04/1997	@ Detroit	L*	04-05	2-3	17,8	13	0-2	1-5	22-34	29-35	19983
05/05/1997	Detroit	L	04-06	3-5	9p,8p,13	91	2-3	2-5	23-49	29-35	17,174+
05/08/1997	Detroit	L*	04-07	2-3	14,23p	14	1-3	0-4	37-73	29-35	17,174+

# 2015 PLAYOFF STATISTICS & NOTES

POS	NO.	PLAYER	GP	TOI	G	A	P	+/-	PIM	PP	SH	GW	S	%
C	15	Ryan Getzlaf	16	22:25	2	18	20	+6	6	2	0	0	48	4.2
R	10	Corey Perry	16	19:54	10	8	18	+6	14	2	0	2	64	15.6
R	33	Jakob Silfverberg	16	19:01	4	14	18	+6	16	1	0	1	41	9.8
C	17	Ryan Kesler	16	20:28	7	6	13	+2	24	1	0	1	33	21.2
L	19	Patrick Maroon	16	17:55	7	4	11	+4	6	3	0	1	42	16.7
D	45	Sami Vatanen	16	21:13	3	8	11	+5	8	0	0	0	35	8.6
D	4	Cam Fowler	16	23:07	2	8	10	+5	2	0	0	0	28	7.1
D	47	Hampus Lindholm	16	23:15	2	8	10	+2	10	0	0	0	21	9.5
L	39	Matt Beleskey	16	15:59	8	1	9	-4	2	3	0	3	45	17.8
C	7	Andrew Cogliano	16	16:15	3	6	9	+9	4	0	0	0	47	6.4
D	23	Francois Beauchemin	16	25:24	0	9	9	+4	2	0	0	0	25	0.0
D	24	Simon Despres	16	20:46	1	6	7	+4	6	0	0	1	17	5.9
C	44	Nate Thompson	12	15:28	2	4	6	+5	6	0	0	0	13	15.4
R	21	Kyle Palmieri	16	13:11	1	3	4	+1	4	0	0	1	35	2.9
L	16	Emerson Etem	12	11:42	3	0	3	+1	0	0	0	0	23	13.0
D	3	Clayton Stoner	16	18:13	1	0	1	+4	10	0	0	0	17	5.9
C	67	*Rickard Rakell	16	11:32	1	0	1	-2	2	0	0	1	20	5.0
L	14	Tomas Fleischmann	6	10:38	0	1	1	0	0	0	0	0	6	0.0
R	18	Tim Jackman	9	6:32	0	0	0	-1	12	0	0	0	3	0.0
L	46	*Jiri Sekac	7	11:23	0	0	0	0	2	0	0	0	6	0.0
R	62	*Chris Wagner	2	5:32	0	0	0	0	0	0	0	0	0	0.0

NO.	PLAYER	GPI	MIN	AVG	W	L	OT	SO	GA	SA	SV%	G	A	PIM
31	Frederik Andersen	16	1050	2.34	11	5	3	1	41	472	.913	0	0	0

<b>ANA GOALTENDING TOTALS</b>	<b>16</b>	<b>1050</b>	<b>2.34</b>	<b>11</b>	<b>5</b>	<b>3</b>	<b>1</b>	<b>41</b>	<b>472</b>	<b>.913</b>	<b>0</b>	<b>0</b>	<b>0</b>
-------------------------------	-----------	-------------	-------------	-----------	----------	----------	----------	-----------	------------	-------------	----------	----------	----------

\*=Rookie

The Anaheim Ducks went 11-5 in the 2015 Stanley Cup Playoffs, falling one win shy of an appearance in the Stanley Cup Final. The Ducks opened the postseason with a First Round sweep of the Winnipeg Jets, the club's fourth in team history and first since the 2006 CSF vs. Colorado. Anaheim became the first team to win four straight postseason games via comeback (trailing at any point in game) since 2012 when New Jersey did so vs. Philadelphia in the CSF. The Ducks were also first team in NHL history to win three consecutive playoff games when trailing at any point in the third period of all three games during Games 1-3. Anaheim faced the Calgary Flames in the Second Round, earning a 4-1 series victory. The Ducks tied a club playoff record for goals in a 6-1 win in Game 1 and matched a franchise record with their sixth straight postseason win in Game 2. Anaheim reached the Western Conference Final for the first time since 2007, facing the Chicago Blackhawks. The Conference Final was tied on three different occasions and featured three games to go to overtime, including a triple-OT contest in Game 2. Reaching Game 7, the Blackhawks eventually prevailed with a 5-3 win. Ryan Getzlaf co-led the Stanley Cup Playoffs in assists (18) and ranked sixth in scoring (2-18=20), while Jakob Silfverberg ranked third (14) in assists and tied for seventh in points (4-14=18). Corey Perry finished the postseason tied for third among league leaders in goals (10) and tied for seventh in points (10-8=18). Among NHL goaltenders, Frederik Andersen ranked tied for third in playoff wins (11).

## WESTERN CONFERENCE FIRST ROUND

### GAME 1 (APRIL 16, 2015) - APRIL 16, 2015 - ANAHEIM 4 vs. WINNIPEG 2

The Anaheim Ducks began their 2015 Stanley Cup Playoff First Round series vs. the Winnipeg Jets with a 4-2 win at Honda Center...Corey Perry tied a franchise record with four points (2-2=4) in a playoff game, matching Joffrey Lupul (4-0=4, Game 3 of the CSF, May 9, 2006 @ COL) and Andy McDonald (3-1=4, Game 1 of the CSF, Apr. 25, 2007 vs. VAN)...Perry became only the fourth player in the last 15 years to score the tying and winning goals in the third period of the same playoff game...the three other players were EDM's Ales Hemesky (2006 vs. DET), Lupul (2006 vs. COL) and NSH's J.P. Dumont (2010 vs. CHI)...Perry also tied single-game playoff career bests in goals (second time, last: May 7, 2009 vs. DET, CSF Game 4; 2-0=2) and assists (sixth time, last: Apr. 20, 2011 @ NSH, CQF Game 4)...he earned his seventh career PPG, fourth career GWG and 35th and 36th career assists in the win...with his four-point night, Perry surpassed Teemu Selanne for sole possession of second on the franchise's all-time postseason assists list, matched Samuel Pahlsson (4) for fourth on the all-time franchise GWG list and tied Andy McDonald (7) for fourth on the all-time franchise PPG list...Ryan Getzlaf notched 1-2=3 points, matching single-game playoff career highs in assists (eighth time, last: May 3, 2014 vs. LA, Second Round Game 1) and points (fourth time, last: Apr. 25, 2014 vs. DAL, First Round Game 5; 1-2=3)...Getzlaf's two assists marked the 50th and 51st of his career, while his goal was his 26th...Sami Vatanen tied franchise playoff records for defensemen in points (1-2=3) and assists...Vatanen matched a club record for points by a defenseman originally set by J.J. Daigneault (2-1=3) in Game 2 of the CQF on Apr. 18, 1997 vs. PHX and tied by Chris Pronger (2-1=3) in Game 3 of the CQF on Apr. 15, 2008 @ DAL...he also tied a club record for assists by a defenseman, last accomplished by Francois Beauchemin in Game 1 of the First Round on Apr. 16, 2014 vs. DAL...Frederik Andersen stopped 25-of-27 shots, including all 10 faced in the third period, for his fourth career postseason victory. PP: 2-3 PK: 0-3 SF: 33 SA: 27 TOI: Beauchemin (22:08) Three Stars: 1. Perry 2. Getzlaf 3. Beauchemin

## GAME 2 (APRIL 18, 2015) - ANAHEIM 2 vs. WINNIPEG 1

Jakob Silfverberg scored the latest go-ahead goal in regulation in team playoff history at 19:39 of the third period to lead the Ducks to a 2-1 win vs. the Jets in Game 2...Silfverberg earned the latest tiebreaking goal in regulation in the last 287 Stanley Cup Playoff games – since VAN's Raffi Torres scored at 19:41 of the third period to lead his club to a 1-0 win in Game 1 of the SCF, June 1, 2011 vs. BOS...Ryan Kesler earned assists on both the Silfverberg and Torres goals...Sandis Ozolinsh set the previous franchise record with 1:06 remaining in the third period of a 4-3 win in Game 6 of the CSF on May 5, 2003...Patrick Maroon provided the game-tying goal at 10:43 of the third period, marking his third career playoff tally...Ryan Getzlaf and Cam Fowler earned assists on Maroon's goal, while Simon Despres recorded his first career postseason point (assist) on Silfverberg's GWG...Frederik Andersen turned aside 25-of-27 shots for his second consecutive playoff win and fifth of his career.

PP: 1-4 PK: 0-4 SF: 39 SA: 29 TOI: Getzlaf (24:45) Three Stars: 1. Silfverberg 2. Vatanen 3. Getzlaf

## GAME 3 (APRIL 20, 2015) - ANAHEIM 5 @ WINNIPEG 4 OT

The Ducks overcame their third consecutive third-period deficit to defeat the Winnipeg Jets, 5-4, in overtime at MTS Centre...with the victory, Anaheim became the first team in NHL history to win three consecutive playoff games when trailing at any point in the third period of all three games...Rickard Rakell became the youngest player in franchise history to score a playoff OT goal at 21 years and 350 days, clinching Anaheim's win at 5:12 of overtime...Andrew Cogliano (0-3=3) and Jakob Silfverberg (1-2=3) both set playoff career highs in points and assists, while Francois Beauchemin (0-2=2) matched his postseason career best in points (ninth time) and assists (sixth time)...other Anaheim goal scorers included Cam Fowler (first), Corey Perry (team-leading third) and Ryan Kesler, who scored the game-tying goal at 17:46 of the third period...Frederik Andersen stopped 31-of-35 shots en route to his third straight win.

PP: 0-3 PK: 1-3 SF: 30 SA: 35 TOI: Beauchemin (25:44) Three Stars: 1. Little 2. Silfverberg 3. Myers

## GAME 4 (APRIL 22, 2015) - ANAHEIM 5 @ WINNIPEG 2

Anaheim advanced to the Second Round with a 5-2 victory over the Winnipeg Jets at MTS Centre...the Ducks' series sweep was the fourth in club history (also COL in 2006 CSF, MIN in 2003 WCF and DET in 2003 CQF), while the win marked the team's first four-game playoff winning streak since a five-game streak from May 17-30, 2007 (Games 4-6 WCF vs. DET & Games 1-2 of SCF vs. OTT)...the Ducks became the first team to win four straight postseason games via comeback (trailing at any point in game) since 2012 when NJ did so vs. PHI in the CSF (May 1-8, 2012)...Ryan Kesler scored a game-high two goals (2-0=2), marking his fourth career multi-goal playoff game and first since May 3, 2013 w/ VAN vs. SJ...Kesler also recorded his third GWG goal in the postseason and first since doing so in consecutive outings on May 3-5, 2011 w/VAN @ NSH...Andrew Cogliano, Emerson Etem and Sami Vatanen also scored for the Ducks, who advanced to the Second Round for the sixth time in the last 12 NHL seasons (also 2003, 2006, 2007, 2009, 2014)...Frederik Andersen won his fourth consecutive game, turning aside 25-of-27 shots.

PP: 0-1 PK: 1-3 SF: 35 SA: 27 TOI: Beauchemin (22:50) Three Stars: 1. Kesler 2. Cogliano 3. Stuart

## WESTERN CONFERENCE SECOND ROUND

### GAME 1 (APRIL 30, 2015) - ANAHEIM 6 vs. CALGARY 1

The Ducks opened their Second Round series with a 6-1 victory over the Calgary Flames at Honda Center...Anaheim's six goals matched a club single-game playoff record, accomplished four times previously...Corey Perry (2-2=4) and Ryan Getzlaf (1-3=4) both tied a franchise record for points in a playoff game, marking the fourth and fifth four-point games in club history and the second career by Perry (2015 First Round Game 1 vs. WPG)...Getzlaf set personal single-game playoff career highs in both points and assists as he and Perry became the first set of Ducks teammates to each collect four points in the same postseason game...Emerson Etem, Patrick Maroon and Matt Beleskey also scored for Anaheim, which posted its first five-game playoff win streak since May 17-30, 2007 (Games 4-6 WCF & Games 1-2 of SCF vs. OTT)...Frederik Andersen became the first Anaheim goaltender to win five straight postseason games since J.S. Giguere from May 17-30, 2007, stopping 23-of-24 shots.

PP: 0-3 PK: 2-4 SF: 35 SA: 24 TOI: Fowler (21:49) Three Stars: 1. Perry 2. Getzlaf 3. Vatanen

### GAME 2 (MAY 3, 2015) - ANAHEIM 3 vs. CALGARY 0

Anaheim tied a franchise record with their sixth straight playoff win, earning a 3-0 victory over the Calgary Flames in Game 2 at Honda Center...Frederik Andersen matched a franchise playoff record with his sixth consecutive win, stopping all 30 shots for his first career postseason shutout...with 0-2=2 points, Corey Perry (27-42=69) tied Teemu Selanne (69) for second place on the franchise's all-time playoff scoring list...Ryan Getzlaf recorded his second consecutive multi-point game (0-2=2), giving him 1-5=6 points in his last two contests...Matt Beleskey posted his second goal in as many games before Hampus Lindholm extended his career high point streak to four consecutive contests (1-4=5) with his first career Stanley Cup Playoff goal at 11:15 of the third period...Nate Thompson added his first goal of the 2015 postseason and first playoff goal as a Duck (empty net) at 17:44 of the third.

PP: 0-4 PK: 0-3 SF: 34 SA: 30 TOI: Beauchemin (22:35) Three Stars: 1. Andersen 2. Kesler 3. Ramo

# 2015 PLAYOFF STATISTICS & NOTES

## GAME 3 (MAY 5, 2015) - ANAHEIM 3 @ CALGARY 4 OT

The Ducks had a franchise-tying six-game playoff win streak snapped and suffered their first loss of the 2015 Stanley Cup Playoffs with a 4-3 overtime setback to the Flames at Scotiabank Saddledome...Corey Perry recorded his league-leading sixth goal for his 70th career postseason point, surpassing Teemu Selanne (35-34=69) for second place on the franchise's all-time playoff points list...Ryan Getzlaf (0-2=2) and Simon Despres (0-2=2) led all skaters with two points, while Anaheim also received goals from Matt Beleskey and Patrick Maroon...Beleskey's goal marked his third in as many games, marking a playoff career high...stopping 17-of-21 shots, Frederik Andersen had his franchise-tying six-game win streak halted in the loss.

PP: 0-2 PK: 1-6 SF: 21 SA: 21 TOI: Beauchemin (26:59) Three Stars: 1. Backlund 2. Colborne 3. Despres

## GAME 4 (MAY 8, 2015) - ANAHEIM 4 @ CALGARY 2

Anaheim took a 3-1 lead in its Second Round series vs. the Calgary Flames following a 4-2 victory at Scotiabank Saddledome...Matt Beleskey extended his goal-scoring streak to a franchise-tying four straight games (4-0=4) and collected his second game-winner of the series...Beleskey became the second player in club history to score in the club's first four games of a playoff series and first since Teemu Selanne in Games 1-4 of the 2011 CQF vs. NSH...with two assists, Francois Beauchemin surpassed Scott Niedermayer to become the franchise's all-time leader in postseason scoring by a defenseman (10-25=35)...Jakob Silfverberg (1-1=2) recorded his third road multi-point playoff game, co-leading all NHL players...Anaheim also received goals from Andrew Cogliano and Patrick Maroon to help improve the team's all-time record in Game 4s to 15-8 (.652)...stopping 25-of-27 shots, Frederik Andersen improved to 7-1 with a 1.96 GAA and .927 SV% in the postseason.

PP: 2-4 PK: 0-2 SF: 29 SA: 27 TOI: Beauchemin (24:04) Three Stars: 1. Silfverberg 2. Ramo 3. Andersen

## GAME 5 (MAY 10, 2015) - ANAHEIM 3 @ CALGARY 2 OT

The Ducks clinched their Second Round series vs. the Calgary Flames with a 3-2 overtime victory in Game 5 at Honda Center...Corey Perry's overtime tally was the first of his playoff career and the fourth series-winning OT goal in club history, helping Anaheim advance to the Western Conference Final for the fourth time in club history...Matt Beleskey established a franchise playoff record by extending his goal-scoring streak to five games (5-0=5) at 1:11 of the third period...with two assists in the win, Francois Beauchemin tied Scott Niedermayer for the all-time franchise lead in postseason assists by a defenseman (26)...Jakob Silfverberg recorded his second consecutive multi-point game and fourth of the playoffs (1-1=2), while Ryan Kesler extended his scoring streak to four games with his fourth goal of the postseason...Frederik Andersen turned aside 17-of-19 shots to improve his record to 8-1 in the 2015 postseason.

PP: 2-4 PK: 1-4 SF: 47 SA: 19 TOI: Beauchemin (25:43) Three Stars: 1. Perry 2. Kesler 3. Ramo

## WESTERN CONFERENCE FINAL

### GAME 1 (MAY 17, 2015) - ANAHEIM 4 vs. CHICAGO 1

Anaheim began its Western Conference Final series with a 4-1 win over the Chicago Blackhawks at Honda Center...the Ducks pushed their home win streak to six games, the second-longest in franchise history and tops in the 2015 Stanley Cup Playoffs...Frederik Andersen stopped 32-of-33 shots to push his record to 9-1, co-leading NHL goaltenders in wins...Andersen improved to 9-0 in home postseason games all-time, the longest home winning streak to begin a career by any goaltender in Stanley Cup Playoffs history...Nate Thompson (1-1=2) and Hampus Lindholm (1-1=2) each recorded their first career playoff multi-point games, while Jakob Silfverberg (1-1=2) posted his third straight multi-point contest...Kyle Palmieri collected his first career GWG and Matt Beleskey extended his playoff scoring streak to six games (5-1=6), the second-longest in the 2015 Playoffs.

PP: 0-1 PK: 0-3 SF: 27 SA: 33 TOI: Beauchemin (23:31) Three Stars: 1. Andersen 2. Lindholm 3. Thompson

### GAME 2 (MAY 19, 2015) - ANAHEIM 2 vs. CHICAGO 3 (3 OT)

The Ducks played the longest game in Honda Center history and second-longest in franchise history, a triple-overtime 3-2 loss to the Chicago Blackhawks in Game 2...the club had played into triple overtime on four previous occasions, all on the road (three 3-OT, one 5-OT)...it was the ninth multiple overtime game in Ducks history and first since Game 2 of the CSF on May 3, 2009 @ DET...sixteen of 18 Anaheim skaters set career highs in TOI...the game concluded at 16:12 of the sixth period when Marcus Kruger scored his second goal of the playoffs...the Ducks were credited with 62 shots on net, one shy of the franchise record...Frederik Andersen stopped 53-of-56 shots, both career highs...Corey Perry scored his team-leading eighth goal to move into a share of the Stanley Cup Playoff scoring lead with 16 points (8-8=16)...Andrew Cogliano also scored for Anaheim, which received assists from Ryan Getzlaf, Sami Vatanen, Cam Fowler and Nate Thompson.

PP: 0-5 PK: 2-5 SF: 62 SA: 56 TOI: Beauchemin (46:29) Three Stars: 1. Kruger 2. Crawford 3. Andersen

### GAME 3 (MAY 21, 2015) - ANAHEIM 2 vs. CHICAGO 1

Frederik Andersen turned aside 27-of-28 shots to lead the Ducks to a 2-1 victory over the Chicago Blackhawks at the United Center...with two assists (0-2=2), Ryan Getzlaf tied his own franchise record for most assists in a playoff season with 14, originally set in 2009...Patrick Maroon opened the scoring with his fifth goal of the playoffs on the power play at 12:55 of the first period...after Chicago tied the game with less than a minute remaining in the period, Simon Despres reclaimed the lead with his first career Stanley Cup Playoff goal, and the eventual game winner, at 19:05 of the middle frame...Anaheim defensemen accounted for four of its six points, including assists by Cam Fowler and Hampus Lindholm...the Ducks were 1-for-1 on the power play and 5-for-5 on the penalty kill to help them take a 2-1 series lead and improve to 10-2 in the postseason.

PP: 1-1 PK: 0-5 SF: 27 SA: 28 TOI: Despres (23:26) Three Stars: 1. Andersen 2. Getzlaf 3. Kane

# 2015 PLAYOFF STATISTICS & NOTES

## GAME 4 (MAY 23, 2015) - ANAHEIM 4 @ CHICAGO 5 (2 OT)

The Ducks scored the second-fastest three goals in Stanley Cup Playoff history in 37 seconds of the third period, courtesy of Ryan Kesler (8:42) Matt Beleskey (9:05) and Corey Perry (9:19)...the fastest three playoff goals were scored 23 seconds apart by the 1979 Toronto Maple Leafs on Apr. 12, 1979 vs. ATL...Anaheim's previous franchise playoff record was exactly four minutes on May 23, 2006 vs. Edmonton (O'Donnell at 7:15, Selanne at 9:13 and Kunitz at 11:15 in the third period)...the three-goal outburst paved the way for the second multi-OT game of the series, which ended in a 5-4 Chicago win...Ryan Getzlaf established a franchise record for assists in a playoff year with his 15th of the campaign, while Perry earned his career-high ninth goal of the postseason...Francois Beauchemin recorded his 27th career postseason assist to surpass Scott Niedermayer for the all-time franchise lead in playoff assists by a defenseman.

PP: 0-2 PK: 1-4 SF: 51 SA: 40 TOI: Fowler (32:31) Three Stars: 1. Toews 2. Perry 3. Kane

## GAME 5 (MAY 25, 2015) - ANAHEIM 5 vs. CHICAGO 4 (OT)

Anaheim took a 3-2 series lead in the Western Conference Final with a 5-4 overtime victory over Chicago at Honda Center...with 11 wins and three OT losses, the Ducks tied an NHL record by going 14 consecutive games to start the playoffs without losing in regulation (the 1979 New York Rangers also with 11 wins and three OT losses)...Matt Beleskey scored his first career overtime goal at 45 seconds of the extra frame, marking the second-fastest goal to begin an OT in franchise history...Ryan Getzlaf (2-17=19) established a franchise record for most points in a playoff campaign with his 19th of the 2015 postseason (14 games)...Getzlaf pushed his point/assist streak to five games (0-7=7), representing the NHL's longest postseason assist streak since LA's Jeff Carter from May 16-28, 2014 (six games, 5-7=12)...Cam Fowler, Ryan Kesler, Patrick Maroon and Sami Vatanen also scored for Anaheim.

PP: 0-2 PK: 0-2 SF: 28 SA: 28 TOI: Fowler (23:50) Three Stars: 1. Kesler 2. Vatanen 3. Teravainen

## GAME 6 (MAY 27, 2015) - ANAHEIM 2 @ CHICAGO 5

Chicago forced a Game 7 in the Western Conference Final with a 5-2 win over the Anaheim Ducks at the United Center...the Ducks suffered their first regulation loss of the playoffs, snapping a 14-game streak that had equaled an NHL playoff record...Frederik Andersen went to 11-4 in the playoffs after making 18 saves...Patrick Maroon opened the scoring for Anaheim in the second period with his seventh goal of the playoffs, tied for second on the club...Clayton Stoner scored the Ducks' second goal and second of his playoff career, both coming against Chicago at the United Center (last: Game 1 of the 2014 Second Round with MIN).

PP: 1-3 PK: 0-3 SF: 32 SA: 23 TOI: Beauchemin (23:45) Three Stars: 1. Keith 2. Kane 3. Saad

## GAME 7 (MAY 30, 2015) - ANAHEIM 3 vs. CHICAGO 5

The Blackhawks advanced to the Stanley Cup Final with a 5-3 victory against the Ducks at Honda Center...the result was only Anaheim's second regulation loss of the postseason...Chicago received two first-period goals by Jonathan Toews and second-period tallies from Brandon Saad and Marian Hossa to stake a four-goal lead...Ryan Kesler and Corey Perry got Anaheim to within two until Brent Seabrook's power-play goal at 13:28 of the third...Matt Beleskey earned the Ducks' third goal, on the power play, with 42 seconds remaining in regulation...Frederik Andersen turned away 21-of-26 shots in his fifth loss.

PP: 1-2 PK: 2-4 SF: 38 SA: 26 TOI: Beauchemin (24:13) Three Stars: 1. Toews 2. Kane 3. Richards



# 2014 PLAYOFF STATISTICS & NOTES

POS	NO.	PLAYER	GP	TOI	G	A	P	+/-	PIM	PP	SH	GW	S	%
C	15	Ryan Getzlaf	12	21:25	4	11	15	-2	10	1	0	0	32	12.5
R	10	Corey Perry	13	19:41	4	7	11	-2	19	2	0	0	38	10.5
C	13	Nick Bonino	13	17:44	4	4	8	+3	8	1	0	1	22	18.2
L	62	*Patrick Maroon	13	13:03	2	5	7	-2	38	1	0	0	21	9.5
C	7	Andrew Coglianò	13	14:53	1	6	7	-2	8	0	1	1	17	5.9
R	8	Teemu Selanne	12	12:17	2	4	6	-2	4	1	0	0	24	8.3
R	77	Devante Smith-Pelly	12	14:41	5	0	5	-1	24	2	0	1	26	19.2
C	22	Mathieu Perreault	11	12:36	2	3	5	-4	18	2	0	1	15	13.3
L	39	Matt Beleskey	5	14:33	2	2	4	0	8	1	0	1	13	15.4
D	23	Francois Beauchemin	13	23:57	0	4	4	-4	2	0	0	0	15	0.0
D	4	Cam Fowler	13	23:51	0	4	4	+2	4	0	0	0	20	0.0
R	21	Kyle Palmieri	9	10:12	3	0	3	+1	14	0	0	0	12	25.0
D	6	Ben Lovejoy	13	19:38	2	0	2	+1	8	0	0	1	13	15.4
R	33	Jakob Silfverberg	13	14:55	2	0	2	-3	4	0	0	1	17	11.8
C	67	*Rickard Rakell	4	10:58	1	1	2	-2	0	1	0	0	2	50.0
D	47	*Hampus Lindholm	11	18:09	0	2	2	-2	0	0	0	0	6	0.0
D	55	Bryan Allen	13	18:20	1	0	1	-4	28	0	0	0	9	11.1
C	11	Saku Koivu	13	12:44	0	1	1	-3	8	0	0	0	5	0.0
L	34	Daniel Winnik	9	13:36	0	1	1	+1	2	0	0	0	11	0.0
D	45	*Sami Vatanen	5	20:14	0	1	1	-2	0	0	0	0	10	0.0
D	5	Luca Sbisa	2	14:20	0	1	1	-2	5	0	0	0	3	0.0
D	28	Mark Fistric	5	13:25	0	0	0	-1	6	0	0	0	4	0.0
D	19	Stephane Robidas	3	15:51	0	0	0	0	2	0	0	0	4	0.0
R	65	Emerson Etem	4	10:21	0	0	0	0	12	0	0	0	9	0.0

NO.	PLAYER	GPI	MIN	AVG	W	L	OT	SO	GA	SA	SV%	G	A	PIM
31	*Frederik Andersen	7	368	3.10	3	2	0	0	19	189	.899	0	0	0
1	Jonas Hiller	6	219	2.19	2	2	1	0	8	85	.906	0	0	0
36	*John Gibson	4	200	2.70	2	2	0	1	9	111	.919	0	0	0

<b>ANA GOALTENDING TOTALS</b>	<b>13</b>	<b>794</b>	<b>2.79</b>	<b>7</b>	<b>6</b>	<b>1</b>	<b>1</b>	<b>37</b>	<b>386</b>	<b>.904</b>	<b>0</b>	<b>0</b>	<b>0</b>
-------------------------------	-----------	------------	-------------	----------	----------	----------	----------	-----------	------------	-------------	----------	----------	----------

\*=Rookie

The Anaheim Ducks entered the 2014 Stanley Cup Playoffs as the top seed in the Western Conference, having posted a franchise-best record of 54-20-8 during the regular season...the Ducks set season records for standings points (116), wins (54) and win/points percentage (.707), and led the league in goals (263) for the first time in club history (excluding shootout tallies)...Anaheim faced Dallas in the First Round of the Stanley Cup Playoffs for the third time and the first since 2008...the Ducks defeated the Stars, 4-2, for their first postseason series win since 2009...in the Second Round, Anaheim and Los Angeles met for the first time in the playoffs, marking the first ever postseason series between two major local teams...the series went a full seven games with the Ducks eventually falling on May 16 at Honda Center...**Ryan Getzlaf** led the team in playoff scoring (4-11=15) and assists, and **Devante Smith-Pelly** paced the club in goals (5)...among NHL rookies, **Patrick Maroon** ranked sixth in assists (5) and tied for sixth in scoring (2-5=7) and goals...**John Gibson** (20 years and 300 days) became the youngest goalie in NHL history to record a shutout in his playoff debut after stopping all 28 shots in a 2-0, Game 4 win on May 10 at Los Angeles...Gibson was only the sixth NHL goaltender in the last 60 years to post a shutout in his first Stanley Cup Playoff game, the first since Jonas Hiller did so for the Ducks on Apr. 16, 2009 at San Jose.

## WESTERN CONFERENCE FIRST ROUND

### GAME 1 (APRIL 16, 2014) - ANAHEIM 4 vs. DALLAS 3

The Anaheim Ducks opened their 2014 Stanley Cup Playoff First Round series against the Dallas Stars with a 4-3 victory before 17,294 at Honda Center...Anaheim won its second consecutive playoff series opener and improved to 11-9 in all-time Game 1s...at 24 years and 196 days, **Frederik Andersen** became the third rookie goaltender in club history to play in a playoff game (Tom Askey in 1999 and Ilya Bryzgalov in 2006), and the first rookie goaltender to win his playoff debut after stopping 32-of-35 shots...**Ryan Getzlaf** (1-1=2), **Matt Beleskey** (1-1=2) and **Francois Beauchemin** (0-2=2) co-lead the team in scoring, as Getzlaf recorded his 19th career multi-point game, Beleskey posted his first career multi-point game and Beauchemin passed Rob Niedermayer for seventh in all-time playoff points as a Duck (28)...**Kyle Palmieri** and **Mathieu Perreault** also scored for Anaheim, which had nine players on the scoresheet.

PP: 2-5 PK: 1-5 SF: 35 SA: 35 TOI: Beauchemin (22:18) Three Stars: 1. Bonino 2. Seguin 3. Getzlaf

# 2014 PLAYOFF STATISTICS & NOTES

## GAME 2 (APRIL 18, 2014) - ANAHEIM 3 vs. DALLAS 2

Anaheim took a two-game series lead over the Dallas Stars with a 3-2 victory in front of 17,426 at Honda Center...one game removed from suffering deep facial lacerations from being struck by a puck, **Ryan Getzlaf** led all skaters with his second consecutive multi-point game (1-1=2) and finished with a +3 rating...linemate **Corey Perry** scored his first playoff goal since Game 4 of the 2011 CQF on Apr. 20 @ NSH, while **Andrew Cogliano** became the sixth Duck in club history to score a SHG in the postseason, which also marked his first career Stanley Cup Playoff goal and served as the game-winner...making his second career postseason start, **Frederik Anderson** turned away 34-of-36 shots for his second straight win.

PP: 0-3 PK: 1-6 SF: 19 SA: 36 TOI: Fowler (22:02) Three Stars: 1. Getzlaf 2. Perry 3. Fowler

## GAME 3 (APRIL 21, 2014) - ANAHEIM 0 @ DALLAS 3

The Ducks suffered their first postseason shutout loss since 2008 with a 3-0 setback to the Dallas Stars at American Airlines Center...**Frederik Andersen** suffered his first career playoff loss after stopping 19-of-22 shots...**Corey Perry** appeared in his 64th career playoff game to match Samuel Pahlsson (64) for fifth in all-time Ducks postseason appearances, while **Devante Smith-Pelly** recorded a game-high 10 hits, the most by a Duck in the playoffs since 2006.

PP: 0-5 PK: 0-3 SF: 37 SA: 22 TOI: Beauchemin (27:08) Three Stars: 1. Lehtonen 2. Ja. Benn 3. Daley

## GAME 4 (APRIL 23, 2014) - ANAHEIM 2 @ DALLAS 4

Anaheim jumped out to a two-goal advantage in the first period, but Dallas responded with two goals in the second and another two in the third for a 4-2 win at American Airlines Center...the victory by the Stars marked the fourth consecutive win by the home team in this series...**Bryan Allen** and **Patrick Maroon** each scored their first career playoff goals, while **Cam Fowler**, **Andrew Cogliano** and **Mathieu Perreault** recorded their first assists of the postseason...**Frederik Andersen** stopped 21-of-25 shots before being relieved by **Jonas Hiller**, who stopped one shot in 10:34 TOI...**Corey Perry** appeared in his 65th career playoff game to surpass Samuel Pahlsson for fifth in all-time Ducks games played.

PP: 0-3 PK: 0-3 SF: 23 SA: 26 TOI: Beauchemin (27:14) Three Stars: 1. Goligoski 2. Fiddler 3. Eakin

## GAME 5 (APRIL 25, 2014) - ANAHEIM 6 vs. DALLAS 2

The Ducks scored a playoff-record four power-play goals en route to a 6-2 victory over the Dallas Stars in Game 5 of the First Round series...the six Anaheim goals also tied a club single-game playoff record, accomplished three previous times...with a career-tying 1-2=3 points, **Ryan Getzlaf** surpassed **Teemu Selanne** to become the club's all-time leading scorer in the postseason (24-42=66)...**Corey Perry** (1-2=3) tied playoff career highs in points and assists, while **Rickard Rakell** became the first Anaheim player to record his first career NHL goal in the postseason...**Mathieu Perreault** (1-1=2), **Nick Bonino** (1-0=1) and **Jakob Silfverberg** also scored for Anaheim, which took a 3-2 lead in the best-of-seven series...**Frederik Andersen** made his fifth straight start, stopping 34-of-36 shots for his third career Stanley Cup Playoffs victory.

PP: 4-6 PK: 0-7 SF: 23 SA: 36 TOI: Beauchemin (25:14) Three Stars: 1. Getzlaf 2. Perry 3. Perreault

## GAME 6 (APRIL 27, 2014) - ANAHEIM 5 vs. DALLAS 4 OT

The Ducks advanced to the Second Round of the 2014 Stanley Cup Playoffs with a 5-4 overtime victory on Apr. 27 @ DAL...Anaheim became the fifth NHL team since 1977 to rally from a multiple-goal deficit in the final 2:10 of regulation to win a playoff game with a **Nick Bonino** goal at 17:50 of the third period and a **Devante Smith-Pelly** tally with 24 seconds remaining in regulation...Bonino completed the comeback with his second career OT goal at 2:47 of the extra frame...Bonino joined Scott Niedermayer, Paul Kariya and Petr Sykora as the only Ducks players to have two OT goals in Ducks postseason history and the third Duck to end a playoff series in overtime (Keith Carney, 2003 vs. DET; Scott Niedermayer, 2007 vs. VAN)...the win marked just the third time in franchise history where two Ducks players had multi-goal performances in a single playoff game (Smith-Pelly, Bonino)...Smith-Pelly (21 years and 317 days) also became the youngest Ducks player to record a multi-goal game in the postseason...**Jonas Hiller** stopped 12-of-12 shots to become the first goalie in Ducks history to win a playoff game in relief.

PP: 1-5 PK: 1-4 SF: 30 SA: 24 TOI: Fowler (28:13) Three Stars: 1. Bonino 2. Daley 3. Hiller

## WESTERN CONFERENCE SECOND ROUND

### GAME 1 (MAY 3, 2014) - ANAHEIM 2 vs. LOS ANGELES 3 OT

The first ever playoff series between two Southern California teams (NHL, NFL, MLB, NBA) opened with a 3-2 comeback win by Los Angeles over Anaheim at Honda Center...the Ducks suffered their first loss in the last seven home games after allowing the game-tying goal with seven seconds remaining in regulation and the game winner at 12:07 of overtime...**Teemu Selanne** became the third-oldest player to score a goal in the postseason, joining DET's Chris Chelios (45 years, 86 days on Apr. 21, 2007 vs. CGY) and HFD's Gordie Howe (52 years, 9 days on Apr. 9, 1980 @ MTL)...**Ryan Getzlaf** recorded his fourth multi-point game (0-2=2) of the playoffs and moved ahead of Selanne (67) for the all-time franchise lead in playoff scoring (68)...**Matt Beleskey** also scored for Anaheim, his second of the playoffs and fourth of his career...**Jonas Hiller** turned away 33-of-36 shots in the setback.

PP: 0-4 PK: 1-4 SF: 35 SA: 36 TOI: Beauchemin (28:31) Three Stars: 1. Gaborik 2. Selanne 3. Quick

### GAME 2 (MAY 5, 2014) - ANAHEIM 1 vs. LOS ANGELES 3

Anaheim tied its 2014 playoff high in shots and earned its first PPG of the Second Round but eventually fell to Los Angeles, 3-1, in Game 2 at Honda Center...the Ducks were held to only one goal despite outshooting the Kings (37-17)...**Patrick Maroon** earned Anaheim's lone tally, recording his first career Stanley Cup Playoff PPG at 9:40 of the first period...**Ryan Getzlaf** earned his team-leading seventh assist of the postseason on the Maroon goal, as did **Cam Fowler** (fourth)...**Jonas Hiller** got his second consecutive start in net, turning away 14-of-16 shots.

PP: 1-4 PK: 0-3 SF: 37 SA: 17 TOI: Beauchemin (24:19) Three Stars: 1. Quick 2. Martinez 3. Maroon

# 2014 PLAYOFF STATISTICS & NOTES

## GAME 3 (MAY 8, 2014) - ANAHEIM 3 @ LOS ANGELES 2

The Ducks earned their first win of their Second Round series against the Los Angeles Kings with a 3-2 victory in Game 3 at Staples Center...the win cut the Kings' series lead to 2-1 and gave the Ducks their third consecutive victory at Staples Center dating to the regular season...**Corey Perry** opened the scoring on the power play at 4:06 of the first period, marking his first goal of the series and third of the playoffs...**Teemu Selanne**, who scored his second goal of the postseason on the power play at 15:10 of the second, became the oldest player in NHL history to score multiple goals in a single playoff campaign...**Ben Lovejoy** collected the game-winner at 17:05 of the third, marking his second goal of the playoffs...**Patrick Maroon** earned his fifth assist on Perry's goal to extend his point streak to six games, the longest by an NHL rookie in the playoffs since the Kings' Warren Rychel (six games)...**Jonas Hiller** earned the win in relief, stopping 7-of-8 shots in the final 10 minutes of regulation...**Frederik Andersen** got the start, turning away 22-of-23 shots before leaving in the third with a lower-body injury.

PP: 2-2 PK: 1-1 SF: 22 SA: 31 TOI: Beauchemin (22:42) Three Stars: 1. Selanne 2. Carter 3. Vatanen

## GAME 4 (MAY 10, 2014) - ANAHEIM 2 @ LOS ANGELES 0

Anaheim evened its Second Round series vs. the Los Angeles Kings with a 2-0 shutout victory in Game 4 at Staples Center, deadlocking the seven-game set at two games apiece...**John Gibson** (20 years, 330 days) became the youngest goaltender in NHL history to record a shutout in his playoff debut, stopping all 28 shots...Gibson was also the youngest goalie to start a playoff game since CBJ's Steve Mason (20 years and 329 days) on Apr. 23, 2009 vs. DET and the youngest to win a playoff game since MTL's Carey Price (20 years and 238 days) on Apr. 24, 2008 vs. PHI...**Ryan Getzlaf** recorded his fifth multi-point game of the playoffs (1-1=2), tying him for the NHL postseason lead...**Corey Perry** also earned his third multi-point game (0-2=2) to help Anaheim earn the fourth consecutive win by the road team in the series.

PP: 1-3 PK: 0-4 SF: 14 SA: 28 TOI: Fowler (23:06) Three Stars: 1. Gibson 2. Perry 3. Fowler

## GAME 5 (MAY 12, 2014) - ANAHEIM 4 vs. LOS ANGELES 3

The Ducks took a 3-2 lead in the best-of-seven series against the Los Angeles Kings with a 4-3 victory in Game 5 at Honda Center...Anaheim snapped a four-game winning streak by the road team in the series and won its third consecutive game over the Kings...**Devante Smith-Pelly** scored a game-high two goals (2-0=2) for his second multi-goal game of the playoffs...**Ryan Getzlaf** extended his point/assist streak to five straight games (1-6=7) with his 10th assist of the postseason, while **Nick Bonino** (4) and **Jakob Silfverberg** (2) also scored for the Ducks...making his second career playoff start, **John Gibson** turned away 39-of-42 shots for his second straight win.

PP: 1-3 PK: 1-3 SF: 24 SA: 42 TOI: Beauchemin (22:34) Three Stars: 1. Smith-Pelly 2. Gaborik 3. Gibson

## GAME 6 (MAY 14, 2014) - ANAHEIM 1 @ LOS ANGELES 2

Anaheim dropped a 2-1 decision to the Los Angeles Kings in Game 6 at Staples Center, evening the Second Round series at three games apiece...**Kyle Palmieri** scored the Ducks' lone goal at 15:42 of the second period, his second of the playoffs...**Nick Bonino** earned the lone assist on the Palmieri tally, marking his third point in the last four games...**John Gibson** suffered his first career NHL loss (regular or postseason) after stopping 21-of-23 shots.

PP: 0-5 PK: 0-4 SF: 22 SA: 23 TOI: Fowler (25:06) Three Stars: 1. Kopitar 2. Beauchemin 3. Muzzin

## GAME 7 (MAY 16, 2014) - ANAHEIM 2 @ LOS ANGELES 6

The Ducks were eliminated from the Stanley Cup Playoffs with a 6-2 loss to Los Angeles in Game 7 of the Second Round... **Kyle Palmieri** and **Corey Perry** scored for Anaheim, which received single assists from **Andrew Cogliano**, **Nick Bonino**, **Ryan Getzlaf** and **Hampus Lindholm**... Perry also received his first career playoff penalty shot, an unsuccessful attempt vs. Jonathan Quick...in his final NHL game, **Teemu Selanne** recorded three shots with three hits in 14:02 TOI.

PP: 0-3 PK: 2-5 SF: 27 SA: 30 TOI: Fowler (25:42) Three Stars: 1. Richards 2. Quick 3. Williams

# 2013 PLAYOFF STATISTICS & NOTES

POS	NO.	PLAYER	GP	TOI	G	A	P	+/-	PIM	PP	SH	GW	S	S%
C	15	Ryan Getzlaf	7	21:27	3	3	6	+2	6	1	1	0	15	20.0
D	23	Francois Beauchemin	7	25:22	2	4	6	-2	4	1	0	0	13	15.4
R	65	*Emerson Etem	7	12:50	3	2	5	+4	2	0	0	0	12	25.0
R	51	Kyle Palmieri	7	10:34	3	2	5	+5	4	0	0	0	11	27.3
C	13	Nick Bonino	7	16:37	3	1	4	+2	4	2	0	2	16	18.8
L	9	Bobby Ryan	7	16:17	2	2	4	+1	0	0	0	0	15	13.3
L	39	Matt Beleskey	7	11:01	2	1	3	+1	2	1	0	0	13	15.4
R	8	Teemu Selanne	7	13:59	1	2	3	+1	6	1	0	1	16	6.3
C	11	Saku Koivu	7	17:52	1	2	3	-4	6	1	0	0	6	16.7
D	4	Cam Fowler	7	22:44	0	3	3	+3	0	0	0	0	9	0.0
C	20	David Steckel	7	9:46	1	1	2	+1	0	0	0	0	7	14.3
R	10	Corey Perry	7	20:20	0	2	2	0	4	0	0	0	24	0.0
D	6	Ben Lovejoy	7	21:05	0	2	2	+4	0	0	0	0	13	0.0
C	7	Andrew Coglianoo	7	15:46	0	1	1	-3	4	0	0	0	11	0.0
D	55	Bryan Allen	7	17:22	0	1	1	+1	2	0	0	0	5	0.0
C	34	Daniel Winnik	7	15:04	0	1	1	-4	7	0	0	0	22	0.0
D	44	Sheldon Souray	6	19:31	0	1	1	-2	4	0	0	0	13	0.0
D	5	Luca Sbisa	5	21:25	0	0	0	-2	4	0	0	0	3	0.0
D	32	Toni Lydman	3	15:08	0	0	0	+1	0	0	0	0	1	0.0

NO.	PLAYER	GPI	MIN	AVG	W	L	EN	SO	GA	SA	SV%	G	A	PIM
1	Jonas Hiller	7	439	2.46	3	4	0	1	18	218	.917	0	1	0

**ANA GOALTENDING TOTALS      7    439    2.46      3    4    0    1    18    218    .917    0    1    0**

\*=Rookie

The Anaheim Ducks finished the 2012-13 regular season with a 30-12-6 record (66 pts.), winning their second Pacific Division title in franchise history...the Ducks compiled the best winning percentage in club history (.688), besting the 2007 club (48-20-14, .671)...Anaheim finished second in the Western Conference and third overall in the NHL, behind only Chicago and Pittsburgh...the club's third-place finish in the overall league standings was the highest in club history...the Ducks met the Detroit Red Wings for the sixth time in the Stanley Cup Playoffs and the first since 2009...the series stretched to seven games, where the Red Wings pulled out a 3-2 win in Game 7 to advance to the Western Conference Semifinals...four of the seven games went to overtime, a first for both franchises in a single playoff series...Ryan Getzlaf (3-3=6) and Francois Beauchemin (2-4=6) co-led the Ducks in scoring, while Jonas Hiller started all seven games of the Western Conference Quarterfinal series...rookie Emerson Etem (3-2=5) finished tied for third on the club in scoring and was the youngest Duck to ever score in a Game 7 on May 12 at Honda Center.

## GAME 1 (APRIL 30, 2013) - ANAHEIM 3 vs. DETROIT 1

The Anaheim Ducks opened their 2013 Western Conference Quarterfinal series against the Detroit Red Wings with a 3-1 victory before 17,200 at Honda Center...Teemu Selanne scored his 10th career playoff GWG, becoming the second-oldest player to score a GWG in Stanley Cup Playoff history with his power-play marker at 1:29 of the third period...Nick Bonino earned the first goal of the series with a PPG tally at 10:24 of the first before Daniel Cleary tied the score with less than four minutes remaining in the opening frame...following Selanne's marker, Francois Beauchemin added an empty netter for his ninth career playoff goal, becoming the club's all-time leader among defensemen...Cam Fowler, Ben Lovejoy, Ryan Getzlaf, Daniel Winnik and Matt Beleskey each earned single assists in the winning cause...Jonas Hiller stopped 21-of-22 shots for his eighth career postseason win.

**PP: 2-4      PK: 1-4      SF: 27      SA: 22      TOI: Beauchemin (25:28)      Three Stars: 1. Selanne 2. Hiller 3. Koivu**

## GAME 2 (MAY 2, 2013) - ANAHEIM 4 vs. DETROIT 5 OT

The Ducks erased a three-goal deficit in the third period to tie the game and force OT, but the Red Wings began the extra frame on the power play and center Gustav Nyquist scored just 1:21 into the period to tie the series at one game apiece...after jumping out to a 3-0 lead, the Ducks cut the deficit to two goals with a Saku Koivu PPG at 10:53 of the second period (Teemu Selanne and Francois Beauchemin with the assists)...as the Red Wings scored again just 20 seconds into the third period, the Ducks scored three goals within a 10-minute span to tie the game...Ryan Getzlaf's even-strength goal came at 7:50 of the third (Kyle Palmieri and Bryan Allen with the helpers), while Palmieri scored his first career playoff goal at 12:31 (also even strength)...assists were picked up by Nick Bonino (first career playoff assist) and Bobby Ryan...with 2:22 remaining in the game, Ryan scored another goal to tie it at 4-4...Cam Fowler and Koivu notched the assists...Jonas Hiller recorded the loss, stopping 27-of-32 shots in the contest.

**PP: 1-5      PK: 3-6      SF: 32      SA: 32      TOI: Beauchemin (28:55)      Three Stars: 1. Nyquist 2. Ryan 3. Palmieri**

# 2013 PLAYOFF STATISTICS & NOTES

## GAME 3 (MAY 4, 2013) - ANAHEIM 4 @ DETROIT 0

Anaheim took a 2-1 lead in the Western Conference Quarterfinals vs. Detroit with a 4-0 shutout victory in Game 3 at Joe Louis Arena...it marked Anaheim's first playoff shutout in 28 games vs. the Red Wings and second all-time at Detroit including regular season play (last: Mar. 30, 1997; 1-0 OT)...Ryan Getzlaf led all skaters with 1-1=2 points, including his second career SHG at 6:33 of the third period...Nick Bonino opened the scoring with a PPG at 15:29 of the second period, his second of the playoffs...less than two minutes after the Getzlaf SHG, Emerson Etem earned the first of his NHL career, becoming the 11th rookie to collect his first NHL playoff goal in a Ducks uniform...Matt Beleskey rounded out the scoring with a PPG at 13:34 of the third...Teemu Selanne, Bobby Ryan, Corey Perry and Saku Koivu each picked up single assists in the winning effort...Jonas Hiller turned away all 23 shots faced for his third career postseason shutout.

PP: 2-6 PK: 0-6 SF: 29 SA: 23 TOI: Beauchemin (24:24) Three Stars: 1. Getzlaf 2. Hiller 3. Etem

## GAME 4 (MAY 6, 2013) - ANAHEIM 2 @ DETROIT 3 OT

The Ducks held the Red Wings scoreless through 41 minutes of play, but Detroit answered the call twice in the third period and eventually scored the game-winner in overtime to bring the series to a 2-2 tie...Matt Beleskey scored his second goal of the postseason at 5:07 of the first period...Andrew Cogliano picked up his first career playoff point on the goal...after Detroit's Brendan Smith ended the club's shutout streak of 101:18 at 1:18 of the third, David Steckel scored his first of the 2013 playoffs at 10:40 of the third with helpers from Kyle Palmieri and Emerson Etem...Pavel Datsyuk scored the game-tying goal at 13:27 of the third and Damien Brunner scored the OT-winner at 15:10 into the extra frame...Jonas Hiller made 46 saves in the contest, the second-most of his playoff career.

PP: 0-3 PK: 0-1 SF: 33 SA: 49 TOI: Beauchemin (26:53) Three Stars: 1. Brunner 2. Datsyuk 3. Howard

## GAME 5 (MAY 8, 2013) - ANAHEIM 3 vs. DETROIT 2 OT

The Ducks took a 3-2 series lead with a dramatic 3-2 overtime win in Game 5 at Honda Center...the club remained in the game by scoring the tying goal twice in the contest to force overtime...Nick Bonino went on to score his first career OT goal just 1:54 into the extra frame...Ben Lovejoy picked up the lone assist on the winning goal...Kyle Palmieri notched his second of the postseason at 17:41 of the first to tie the game at 1-1...David Steckel collected his first assist of the postseason on the goal...with Detroit scoring the go-ahead goal at 10:08 of the second (M. Samuelsson), Ryan Getzlaf scored on the power play at 19:28 of the second to tie the game again and eventually force overtime...Francois Beauchemin and Sheldon Souray provided the helpers...Jonas Hiller won his 10th career postseason contest (ranking second all-time in franchise wins), stopping 29-of-31 shots.

PP: 1-3 PK: 1-3 SF: 34 SA: 31 TOI: Beauchemin (25:18) Three Stars: 1. Bonino 2. Getzlaf 3. Hiller

## GAME 6 (MAY 10, 2013) - ANAHEIM 3 @ DETROIT 4 OT

With the fourth contest of the series requiring an OT sudden death, the Ducks forced the extra session by scoring two goals 51 seconds apart with three-and-a-half minutes remaining in regulation but Detroit's Henrik Zetterberg scored 1:04 into OT to force Game 7...with a Pavel Datsyuk goal near the end of the first period (18:48), Kyle Palmieri answered the call, scoring his third goal of the playoffs at 11:31 of the second (Emerson Etem assist)...falling behind 3-1 in the third, Etem (unassisted) and Bobby Ryan (Corey Perry, Francois Beauchemin) scored goals 51 seconds apart to tie the game (16:32 and 17:23, respectively)...Jonas Hiller made 25 saves on 29 shots in the OT loss.

PP: 0-0 PK: 1-3 SF: 37 SA: 29 TOI: Lovejoy (22:32) Three Stars: 1. Zetterberg 2. Howard 3. Hiller

## GAME 7 (MAY 12, 2013) - ANAHEIM 2 vs. DETROIT 3

The Ducks failed to advance to the Conference Semifinals following a 3-2 regulation loss at Honda Center in Game 7 of the CQF...after falling behind early on a Henrik Zetterberg goal at 1:49 of the first, Emerson Etem evened the score with his third goal of the playoffs at 13:48 of the opening frame...Francois Beauchemin and Jonas Hiller assisted on the goal...the Ducks, who gave up a shorthanded goal at 16:37 of the first (Justin Abdelkader) and an even-strength goal at 13:45 of the second (Valtteri Filppula), clawed back to within one with a Beauchemin PPG with 3:17 remaining in regulation...Beauchemin's multi-point night tied his playoff career high (seventh time)...Ryan Getzlaf and Cam Fowler earned the assists on the goal...Jonas Hiller made 29 saves on 32 shots in the elimination contest.

PP: 1-4 PK: 0-2 SF: 33 SA: 32 TOI: Fowler (26:36) Three Stars: 1. Zetterberg 2. Etem 3. Fowler

# 2011 PLAYOFF STATISTICS & NOTES

POS	NO.	PLAYER	GP	TOI	G	A	P	+/-	PIM	PP	SH	GW	S	S%
R	10	Corey Perry	6	25:15	2	6	8	0	4	1	1	1	18	11.1
R	8	Teemu Selanne	6	18:58	6	1	7	-3	12	4	0	0	25	24.0
C	11	Saku Koivu	6	18:19	1	6	7	-2	6	0	0	0	7	14.3
C	15	Ryan Getzlaf	6	24:01	2	4	6	0	9	0	0	1	17	11.8
R	9	Bobby Ryan	4	20:29	3	1	4	+2	2	0	0	0	10	30.0
LW	33	Jason Blake	6	13:45	3	1	4	-3	0	2	0	0	17	17.6
D	4	Cam Fowler	6	22:13	1	3	4	+1	2	1	0	0	12	8.3
D	17	Lubomir Visnovsky	6	21:21	0	3	3	-2	2	0	0	0	11	0.0
C	64	Brandon McMillan	6	13:08	1	1	2	0	0	0	0	0	8	12.5
D	23	Francois Beauchemin	6	23:32	0	2	2	+1	2	0	0	0	2	0.0
L	39	Matt Beleskey	6	11:14	1	0	1	-1	4	0	0	0	8	12.5
D	5	Luca Sbisa	6	16:29	0	1	1	-4	8	0	0	0	2	0.0
C	22	Todd Marchant	6	14:22	0	1	1	-3	4	0	0	0	4	0.0
D	32	Toni Lydman	6	20:09	0	0	0	-2	2	0	0	0	5	0.0
R	16	George Parros	6	4:06	0	0	0	-1	16	0	0	0	3	0.0
D	21	Sheldon Brookbank	4	14:35	0	0	0	-2	14	0	0	0	2	0.0
C	63	Nick Bonino	4	11:36	0	0	0	-1	2	0	0	0	7	0.0
D	3	Andreas Lilja	3	11:02	0	0	0	0	0	0	0	0	0	0.0
L	37	Jarkko Ruutu	3	5:31	0	0	0	-1	12	0	0	0	0	0.0
L	19	Brad Winchester	3	5:24	0	0	0	0	4	0	0	0	2	0.0
RW	51	Kyle Palmieri	1	10:07	0	0	0	0	0	0	0	0	1	0.0
RW	42	Dan Sexton	1	8:47	0	0	0	0	2	0	0	0	2	0.0
D	25	Andy Sutton	1	8:18	0	0	0	0	2	0	0	0	0	0.0

NO.	PLAYER	GPI	MIN	AVG	W	L	EN	SO	GA	SA	SV%	G	A	PIM
29	Ray Emery	6	319	3.20	2	3	1	0	17	165	.897	0	0	0
38	Dan Ellis	1	41	5.85	0	1	0	0	4	24	.833	0	0	0

<b>ANA GOALTENDING TOTALS</b>	<b>6</b>	<b>362</b>	<b>3.65</b>	<b>2</b>	<b>4</b>	<b>1</b>	<b>0</b>	<b>22</b>	<b>190</b>	<b>.884</b>	<b>0</b>	<b>0</b>	<b>0</b>
-------------------------------	----------	------------	-------------	----------	----------	----------	----------	-----------	------------	-------------	----------	----------	----------

The Anaheim Ducks wrapped up the 2010-11 regular season with a 47-30-5 record for 99 points, finishing second in the Pacific Division... the Ducks earned the Western Conference's fourth seed for the third time in franchise history (also 2008 and 1997) and faced the Nashville Predators for the first time in the Stanley Cup Playoffs...Anaheim and Nashville split the first two games at Honda Center as well as Games 3 and 4 at Bridgestone Arena...as the series shifted back to Anaheim, the Predators secured a come-from-behind overtime win in Game 5 and went on the close out the series in Game 6 at Bridgestone Arena...Teemu Selanne scored six goals in as many games, matching the club record for most goals in a playoff series (also Joffrey Lupul, 2006 CSF vs. Colorado)...following the series finale on Apr. 24, Selanne led all playoff skaters in goal scoring and tied for first in power play goals (4) while Corey Perry was tied for the league lead in points (2-6=8)...Selanne (6-1=7) and linemate Saku Koivu (1-6=7) were also tied for third among NHL postseason leaders in scoring...Selanne and Koivu had points in all six games of the series, the longest point streaks in the opening round of the playoffs...Teemu also recorded a four-game goal streak in Games 1-4, the longest such streak of the Conference Quarterfinals.

## GAME 1 (APRIL 13, 2011) - ANAHEIM 1 vs. NASHVILLE 4

The Anaheim Ducks opened their 18th Stanley Cup Playoff series in franchise history with a 4-1 loss to the Nashville Predators in Game 1 of the Western Conference Quarterfinals at Honda Center...Nashville jumped out to a four-goal lead before Teemu Selanne scored Anaheim's first goal of the 2011 playoffs at 11:24 of the third period...Saku Koivu collected his first playoff point as a Duck (assist) while Ryan Getzlaf earned his 32nd career postseason assist on the Selanne tally...Dan Ellis took the loss in his first playoff start for Anaheim, stopping 20-of-24 shots...Ray Emery relieved Ellis in the third and closed out the game by turning away all six shots faced.

**PP: 1-5      PK: 1-5      SF: 28      SA: 30      TOI: Beauchemin (23:47)      Three Stars: 1. Fisher 2. Rinne 3. Koivu**

## GAME 2 (APRIL 15, 2011) - ANAHEIM 5 vs. NASHVILLE 3

The Ducks evened the series at a game apiece, jumping out to an early lead with two power play goals in the first period...taking advantage of a 5-on-3 situation, the Ducks scored two goals (one 5-on-3, one 5-on-4), the first by Corey Perry and the second by Teemu Selanne...Bobby Ryan scored the club's third goal at 7:12 of the second period and added an empty-netter with 53 seconds left in the contest...Ryan Getzlaf scored the game-winner at 15:57 of the second, his fifth career postseason GWG, ranking tied for second all-time among Ducks players (also Scott Niedermayer)...Ryan (2-0=2), Perry (1-2=3), Getzlaf (1-2=3), Cam Fowler (0-2=2) and Francois Beauchemin (0-2=2) all had multi-point games...Saku Koivu and Lubomir Visnovsky each picked up single assists...in his first postseason start since June 6, 2007 with Ottawa in the Stanley Cup Final, Ray Emery stopped 31-of-34 shots in the win.

**PP: 2-5      PK: 2-6      SF: 28      SA: 34      TOI: Beauchemin (26:05)      Three Stars: 1. Getzlaf 2. Emery 3. Ryan**

# 2011 PLAYOFF STATISTICS & NOTES

## GAME 3 (APRIL 17, 2011) - ANAHEIM 3 @ NASHVILLE 4

The Ducks battled back from a 2-0 deficit late in the second period, but their efforts fell short, falling to the Predators, 4-3 at Bridgestone Arena... Teemu Selanne scored goals exactly 30 seconds apart at 18:10 (PP) and 18:40 (EV) of the second period to tie the game...it was the fastest two goals by an individual in a postseason game since Petr Nedved scored twice in 11 seconds for the Penguins against the Capitals exactly 15 years prior to Game 3 on Apr. 17,1996...it was Selanne's first multi-goal game since May 1, 2002 with San Jose in Game 1 of the CSF @ COL (2-0=2)... after David Legwand scored the go-ahead goal for Nashville, the Ducks answered back on Matt Beleskey's first career postseason tally at 6:48 of the third...Mike Fisher scored the game-winner at 10:21 of the third...Selanne extended his goal streak to three games (4-0=4) and became the Ducks' all-time postseason leader in appearances in the contest (74 GP)...Corey Perry had his second straight multi-point game (0-2=2) while Saku Koivu extended his assist streak to three games (0-3=3)...Ray Emery stopped 33-of-37 shots in the loss.

PP: 1-2      PK: 1-6      SF: 16      SA: 37      TOI: Perry (25:34)      Three Stars: 1. Fisher 2. Selanne 3. Erat

## GAME 4 (APRIL 20, 2011) - ANAHEIM 6 @ NASHVILLE 3

Going into the third period with the game tied at 3-3, the Ducks' offense exploded for three goals in the final frame, winning Game 4 of the series by a score of 6-3...the club's six goals tied the franchise record for goals in a postseason game (also six goals on May 25, 2006 in Game 4 of the WCF @ EDM (6-3) & on June 6, 2007 in Game 5 of the SCF vs. OTT (6-2))...Corey Perry's shorthanded goal (first postseason career SHG) at 1:17 of the third served as the game-winner...the Ducks jumped out to an early lead with goals 33 seconds apart in the first period by Cam Fowler (PP) and Saku Koivu (EV)...Nashville answered with two goals of their own, but Teemu Selanne scored a goal in his fourth straight game on the power play to give the Ducks another one-goal edge at 11:41 of the second...the Predators scored again just over two minutes later to make it 3-3...after Perry's SHG, Ryan Getzlaf (EV) and Brandon McMillan (EV) scored insurance goals at 4:51 and 6:46 of the third, respectively...Perry (1-2=3), Fowler (1-1=2), Getzlaf (1-1=2) and McMillan (1-1=2) each had multi-point nights, with McMillan's serving as the first two points of his postseason career...Lubomir Visnovsky, Todd Marchant and Jason Blake each recorded single assists...Ray Emery stopped 19-of-22 shots for his 20th career postseason win.

PP: 2-6      PK: 1-5      SF: 38      SA: 22      TOI: Perry (26:49)      Three Stars: 1. Perry 2. Getzlaf 3. Fowler

## GAME 5 (APRIL 22, 2011) - ANAHEIM 3 vs. NASHVILLE 4 OT

The Ducks were unable to hold a 3-2 lead in the third period, and with just over 36 seconds remaining in regulation, the Predators tied the game and went on to win in OT on Jerred Smithson's goal...after Nashville jumped out to a 1-0 lead in the first, Jason Blake responded with a PPG at 13:39 of the second period...Bobby Ryan made it 2-1 with a highlight-reel goal just 40 seconds into the third...after Nashville tied it up, Blake scored again at 14:16 of the third, his second career multi-goal game (also Apr. 10, 2004 w/NYI @ TB in Game 2 of the CQF)...Shea Weber tied it for the Predators with 36 seconds remaining in regulation...Teemu Selanne (5-1=6) and Saku Koivu (1-5=6) both extended their point streaks to five games, with Selanne picking up one assist and Koivu earning two...Luca Sbisa earned his first postseason assist on Blake's first goal...Ray Emery stopped 33-of-37 shots in the loss.

PP: 1-2      PK: 0-2      SF: 26      SA: 37      TOI: Perry (26:49)      Three Stars: 1. Smithson 2. Blake 3. Ryan

## GAME 6 (APRIL 24, 2011) - ANAHEIM 2 @ NASHVILLE 4

The Ducks were eliminated from the 2011 NHL Playoffs with a 4-2 loss to the Predators in Game 6 of the CQF at Bridgestone Arena...for the first time in the series, the team scoring first did not go on to win as Teemu Selanne scored at 10:22 of the first period...the goal was Selanne's sixth of the series to match a club record (also Joffrey Lupul vs. Colorado in 2006 CSF)...Jason Blake also scored his third of the playoffs to even the score at 2-2- late in the second period...Nashville would go on to score twice in the third to hand Anaheim its third opening-round playoff loss in franchise history...Bobby Ryan, Saku Koivu and Lubomir Visnovsky all picked up single assists on the Selanne and Blake goals...Ray Emery turned away 26-of-29 shots in the decisive setback.

PP: 1-2      PK: 1-4      SF: 27      SA: 30      TOI: Getzlaf (27:22)      Three Stars: 1. Spaling 2. Tootoo 3. Rinne

# 2009 PLAYOFF STATISTICS & NOTES

POS	NO.	PLAYER	GP	TOI	G	A	PTS	+/-	PIM	PP	SH	GW	OT	S	%
C	15	Ryan Getzlaf	13	24:08	4	14	18	3	25	1	0	0	0	25	16.0
R	10	Corey Perry	13	21:59	8	6	14	2	36	2	0	1	0	41	19.5
D	27	Scott Niedermayer	13	26:17	3	7	10	0	11	3	0	2	0	32	9.4
D	25	Chris Pronger	13	27:12	2	8	10	4	12	1	0	0	0	27	7.4
R	9	Bobby Ryan	13	19:40	5	2	7	0	0	2	0	1	0	49	10.2
R	8	Teemu Selanne	13	15:08	4	2	6	-2	4	2	0	1	0	31	12.9
D	19	Ryan Whitney	13	21:33	1	5	6	-1	9	1	0	0	0	9	11.1
C	20	Ryan Carter	10	12:14	2	3	5	0	0	1	0	0	0	18	11.1
L	18	Drew Miller	13	16:08	2	1	3	1	2	0	0	1	0	23	8.7
D	34	James Wisniewski	12	20:22	1	2	3	0	10	0	0	0	0	16	6.3
C	48	Andrew Ebbett	13	13:11	1	2	3	-1	8	0	0	0	0	16	6.3
L	44	Rob Niedermayer	13	16:13	0	3	3	1	12	0	0	0	0	7	0.0
C	22	Todd Marchant	13	19:55	1	1	2	0	16	0	0	1	1	18	5.6
C	26	Erik Christensen	8	10:37	0	2	2	-1	0	0	0	0	0	10	0.0
R	13	Mike Brown	13	8:27	0	2	2	0	25	0	0	0	0	6	0.0
D	23	Francois Beauchemin	13	21:24	1	0	1	1	15	0	0	0	0	9	11.1
G	35	Jean-Sebastien Giguere	1	16:49	0	0	0	0	0	0	0	0	0	0	0.0
D	53	Brett Festerling	1	14:34	0	0	0	-1	0	0	0	0	0	0	0.0
L	12	Josh Green	5	5:53	0	0	0	0	0	0	0	0	0	2	0.0
R	16	George Parros	7	5:32	0	0	0	0	9	0	0	0	0	5	0.0
C	17	Petteri Nokelainen	9	8:42	0	0	0	-1	2	0	0	0	0	2	0.0
D	21	Sheldon Brookbank	13	11:12	0	0	0	0	-1	18	0	0	0	0	3.0

NO.	GOALTENDER	GPI	MINS	AVG	W	L	EN	SO	GA	SA	SV%	G	A	PIM
35	Jean-Sebastien Giguere	1	17	0.00	0	0	1	0	0	6	1.000	0	0	0
1	Jonas Hiller	13	807	2.23	7	6	1	2	30	524	.943	0	0	0

**ANA GOALTENDING TOTALS**      **13**    **827**    **2.32**    **7**    **6**    **2**    **2**    **32**    **532**    **.940**    **0**    **0**    **0**

The Anaheim Ducks earned their franchise-record fourth consecutive trip to the Stanley Cup Playoffs in 2008-09, finishing second in the Pacific Division and eighth in the Western Conference with a 42-33-7 record for 91 points. The Ducks opened the postseason against the NHL's top team in the regular season, the San Jose Sharks. The series marked the just the second NHL playoff meeting between two California teams and the first since the 1969 Western Conference Quarterfinals when the Los Angeles Kings beat the Oakland Seals in seven games. With a 4-2 series win over San Jose, the Ducks became the fifth team to upset the NHL's best regular season team (by standings points) in the first round since the Expansion Era began (1967-68). The Ducks were also just the 11th team in NHL history to defeat a team who earned 110-or-more standings points during the regular season in the first round. With the series victory, Anaheim advanced to the second round to face Detroit for the fifth time in franchise history. The Ducks stretched the Western Conference Semifinals to seven games before falling short in Game 7 at Detroit. Center Ryan Getzlaf led the team in postseason scoring with 4-14=18 points while goaltender Jonas Hiller posted a 7-6 record with two shutouts, a 2.23 GAA and .943 SV% in his Stanley Cup Playoff debut.

**WESTERN CONFERENCE QUARTERFINALS**  
**GAME 1 (APRIL 16, 2009) - ANAHEIM 2 @ SAN JOSE 0**

The Ducks were able to shut down the Sharks' potent power play (stopping all six attempts) and scored an extra-man marker of their own en route to 2-0 shutout in Game 1...it was the club's first postseason shutout since May 30, 2007 in Game 2 of the Stanley Cup Final vs. Ottawa (1-0)...it was also the club's first road shutout in the Stanley Cup Playoffs since May 3, 2006 in the series deciding Game 7 of the Conference Quarterfinal Series at Calgary (3-0)...defenseman Scott Niedermayer broke the scoreless tie at 5:18 of the third period on the club's third power play attempt of the game...center Ryan Getzlaf and defenseman Ryan Whitney (first playoff point as a Duck) picked up the assists...it was Niedermayer's seventh career postseason game-winning goal and his fourth with Anaheim...after coming out of the penalty box for elbowing, Getzlaf scored a goal on a pass from right wing Mike Brown to provide an insurance goal for the Ducks, making the score 2-0...it was Brown's first career postseason point...in his Stanley Cup Playoffs debut, goaltender Jonas Hiller stopped all 35 shots he faced for the shutout...he was first goalie in over five years to post a shutout in his postseason debut.

PP: 1-4    PK: 0-6    SF: 35    SA: 17    TOI: S. Niedermayer (24:42)      Three Stars: 1. Hiller 2. Getzlaf 3. Marchant

**GAME 2 (APRIL 19, 2009) - ANAHEIM 3 @ SAN JOSE 2**

The Ducks took a two games-to-none lead in their Western Conference Quarterfinal series against the San Jose Sharks with a 3-2 victory at HP Pavilion...with a six-for-six performance in Game 2, the Ducks improved to a perfect 12-for-12 on the penalty kill against the Sharks...all three Ducks goal scorers had begun the season in Iowa (AHL)...right wing Bobby Ryan opened the scoring at the 3:45 mark of the first period, beating Evgeni Nabokov with a second-attempt effort on the power play...after Ryan Clowe scored San Jose's first goal of the postseason early in the second, the Ducks reclaimed the lead on center Andrew Ebbett's go-ahead goal at 9:44 of the third...left wing Drew Miller collected the game-winner at 13:17 of the third, making a winner out of starting goaltender Jonas Hiller, who stopped 42-of-44 shots for his second consecutive win...six Ducks recorded single assists in the victory, including right wing Teemu Selanne, center Erik Christensen, left wing Rob Niedermayer, and defensemen Scott Niedermayer, James Wisniewski and Ryan Whitney.

PP: 1-2    PK: 0-6    SF: 26    SA: 44    TOI: S. Niedermayer (26:51)      Three Stars: 1. Hiller 2. Cheechoo 3. S. Niedermayer



# 2009 PLAYOFF STATISTICS & NOTES

## GAME 3 (APRIL 21, 2009) - ANAHEIM 3 vs. SAN JOSE 4

The Western Conference Quarterfinal series shifted to Southern California for Game 3 but despite the change of location, the visiting team came away with the win for the third consecutive game...the San Jose Sharks earned their first win of the series with a 4-3 victory over the Ducks at Honda Center, reducing Anaheim's lead in the series to two games to one...San Jose opened the scoring early in the first for its first lead of the series and never trailed in the game... Anaheim tied the game on three separate occasions before Patrick Marleau scored the game-winning goal at 10:33 of the third...the final score marked the first career playoff loss for goaltender Jonas Hiller, who turned away 31-of-35 shots...right wing Bobby Ryan and defensemen Chris Pronger and James Wisniewski all scored their first goals of the 2009 playoffs while center Ryan Getzlaf and defenseman Ryan Whitney each earned an assist.

PP: 1-4 PK: 2-3 SF: 30 SA: 35 TOI: S. Niedermayer (26:21)

Three Stars: 1. Boyle 2. Pronger 3. Blake

## GAME 4 (APRIL 23, 2009) - ANAHEIM 4 vs. SAN JOSE 0

Right wing Bobby Ryan became the second rookie in franchise history to score two goals in a playoff game while goaltender Jonas Hiller posted his second career postseason shutout as the Ducks blanked the Sharks, 4-0...the shutout marked the Ducks' first home shutout in the postseason since May 30, 2007 in Game 2 of the SCF vs. OTT...Ryan scored the Ducks' opening two goals of the game, with the first accounting for the game-winner... the only other Ducks rookie to score two goals in a playoff game was defenseman Francois Beauchemin in Game 3 of the CQF, Apr. 25, 2006 vs. CGY... Ryan's linemates, center Ryan Getzlaf (0-2=2) and Corey Perry (1-1=2) also had multiple-point nights...defenseman Ryan Whitney collected an assist on Ryan's first goal, extending his point streak to four consecutive games, which co-led the NHL at the conclusion of the game...defenseman Chris Pronger, left wing Rob Niedermayer and center Todd Marchant each tallied a helper in the game...left wing Drew Miller scored his second career playoff goal, an empty-netter with 41 seconds remaining on the clock...Hiller was perfect in net, stopping all 31 shots he faced...the Ducks were also perfect on the penalty kill for the third game of the series.

PP: 0-4 PK: 0-2 SF: 26 SA: 31 TOI: C. Pronger (25:00)

Three Stars: 1. Ryan 2. Hiller 3. Wisniewski

## GAME 5 (APRIL 25, 2009) - ANAHEIM 2 @ SAN JOSE 3 OT

The San Jose Sharks reduced the Ducks' Western Conference Quarterfinal series lead to one game with a 3-2 overtime victory in Game 5 at HP Pavilion, the first overtime contest of the series...holding true to form, the team to score first improved to 5-0 while the home team won its second straight after the visitors took the first three games of the series...the Sharks jumped out to a 2-0 lead with goals by Joe Thornton and Devin Setoguchi in the first and second periods, respectively...the Ducks responded with a two-goal third period to force overtime...center Ryan Carter got Anaheim on the scoreboard with his first career playoff goal (Nabokov) 55 seconds in the third before right wing Corey Perry tied the game with his second of the playoffs at 4:42 of the third...defenseman Scott Niedermayer (0-2=2) and centers Ryan Getzlaf (0-1=1) and Andrew Ebbett (0-1=1) drew assists on the third-period goals... the teams went scoreless through the remainder of regulation, pushing the game to OT...Patrick Marleau held off elimination for the Sharks with his game-winner at 6:02 of OT...in a tough-luck loss, goaltender Jonas Hiller stopped 45-of-48 shots in his first career postseason overtime game.

PP: 0-3 PK: 1-3 SF: 25 SA: 48 TOI: R. Whitney (28:11)

Three Stars: 1. Marleau 2. Thornton 3. S. Niedermayer

## GAME 6 (APRIL 27, 2009) - ANAHEIM 4 vs. SAN JOSE 1

The Ducks broke a scoreless tie at 13:03 of the second period, followed by two more unanswered goals to defeat the Sharks in Game 6 of the CQF and advance to the CSF...right wing Corey Perry put the Ducks on the board with a power play goal to tie the game at 12:33 of the first period...right wing Teemu Selanne scored a power play goal at 13:03 of the second, which would prove to be the game-winner...it was the 10th postseason game-winner of his career and first since May 20, 2007 in Game 5 of the WCF at Detroit...defenseman Francois Beauchemin scored his first goal of the postseason just 1:23 after Selanne's marker...center Ryan Getzlaf scored at 17:06 of the third to add another insurance goal...Getzlaf completed the "Gordie Howe hat trick," collecting an assist on Perry's goal while also squaring off against San Jose center Joe Thornton just two seconds into the contest...defenseman Chris Pronger added two assists while defenseman Scott Niedermayer, centers Mike Brown and Ryan Carter and left wingers Rob Niedermayer and Drew Miller each notched a single assist...the Ducks scored on the power play for the fourth game in the series...goaltender Jonas Hiller won his fourth career postseason game, stopping 36-of-37 shots.

PP: 2-5 PK: 1-4 SF: 32 SA: 37 TOI: S. Niedermayer (27:59)

Three Stars: 1. Hiller 2. Pronger 3. S. Niedermayer

## WESTERN CONFERENCE SEMIFINALS

### GAME 1 (MAY 1, 2009) - ANAHEIM 2 @ DETROIT 3

Detroit's Nicklas Lidstrom scored the second of his two goals with just 49 seconds remaining in the game, breaking the 2-2 tie and giving the Red Wings a 3-2 win and 1-0 series lead at Joe Louis Arena...the loss moved Anaheim's lifetime postseason record in Detroit to 4-6...right wing Corey Perry gave the Ducks an early one-goal lead, putting the club on the board at 7:28 of the first period...Perry extended his goal streak to four games...following two Detroit goals, right wing Teemu Selanne scored a power play goal for the Ducks with just 17 seconds remaining in the second, sending the two clubs into the dressing room with a 2-2 tie at intermission...in his 50th career postseason contest, center Ryan Getzlaf collected assists on both Anaheim goals, extending his assist streak to five games...he also led the club in TOI with 27:55...defenseman Chris Pronger also registered assists on both the Perry and Selanne goals...goaltender Jonas Hiller was handed the tough-luck loss, stopping 34-of-37 shots on net.

PP: 1-3 PK: 2-6 SF: 24 SA: 37 TOI: R. Getzlaf (27:55)

Three Stars: 1. Lidstrom 2. Franzen 3. Getzlaf

# 2009 PLAYOFF STATISTICS & NOTES

## GAME 2 (MAY 3, 2009) - ANAHEIM 4 @ DETROIT 3 3OT

Center Todd Marchant broke a 3-3 tie in the third overtime period to propel the Ducks to a 4-3 victory over the Red Wings at Joe Louis Arena in Game 2 of the Western Conference Semifinals...Marchant's second career playoff overtime goal evened the series at a game apiece as Anaheim won its fifth consecutive overtime game against Detroit...the contest marked the longest game for Anaheim since Game 1 of the CSF at Dallas on Apr. 24, 2003 (W, 4-3 in 5 OT) and third triple overtime game against the Red Wings...goaltender Jonas Hiller stopped 59-of-62 shots, marking the most saves by an Anaheim netminder since J.S. Giguere made 63 stops in Game 1 of the CQF on Apr. 10, 2003 at Detroit...the game opened with Anaheim and Detroit scoring twice in the first period as center Ryan Getzlaf and defenseman Chris Pronger netted goals for the Ducks...center Ryan Carter gave Anaheim a 3-2 lead with a power play goal at 4:42 of the second before Detroit forced overtime with Johan Franzen's game-tying goal at 5:19 of the third...after two scoreless overtime periods, Marchant ended the drama at 1:15 of the third extra frame, the lone assist going to defenseman James Wisniewski...Getzlaf led all skaters with 1-2=3 points while right wing Corey Perry recorded the only other multiple-point game with a pair of assists (0-2=2)...defenseman Scott Niedermayer (0-1=1) and right wing Bobby Ryan (0-1=1) also earned assists in the victory...Pronger paced all skaters with 46:21 TOI.

PP: 2-4 PK: 1-3 SF: 46 SA: 62 TOI: C. Pronger (46:21)

Three Stars: 1. Hiller 2. Franzen 3. Pronger

## GAME 3 (MAY 5, 2009) - ANAHEIM 2 vs. DETROIT 1

Returning to Honda Center for Game 3 of the Western Conference Semifinals, the Ducks edged the Red Wings, 2-1, to take a 2-1 lead in the best-of-7 series...goaltender Jonas Hiller turned in another strong playoff performance, stopping 45-of-46 shots for his second consecutive win and sixth of the playoffs...Hiller faced 11 shots in the first period, 17 in the second and 18 in the third, allowing only a Henrik Zetterberg power play goal at 14:20 of the middle frame...right wing Teemu Selanne opened the scoring at 12:49 of the first, converting on a breakaway pass from center Ryan Carter, who collected his second assist of the playoffs...defenseman Scott Niedermayer's power play goal at 8:16 of the second marked his eighth career playoff game-winner, tied for second all-time among defensemen in the postseason...center Ryan Getzlaf and defenseman Chris Pronger drew assists on the Niedermayer goal.

PP: 1-4 PK: 1-5 SF: 23 SA: 46 TOI: C. Pronger (26:55)

Three Stars: 1. Hiller 2. Pronger 3. Zetterberg

## GAME 4 (MAY 7, 2009) - ANAHEIM 4 vs. DETROIT 6

Fueled by two-goal outings from center Johan Franzen and right wing Marian Hossa, the Red Wings defeated the Ducks, 6-3, at Honda Center to even the Western Conference Semifinals at two games apiece...Anaheim right wing Corey Perry opened the scoring at 0:42 of the first period, tying a franchise postseason record for the fastest goal scored to start a game (Petr Sykora scored 42 seconds into Game 5 of the 2003 Stanley Cup Final, June 5, 2003 at New Jersey)...Franzen scored twice in the latter half of the period as Detroit would not trail for the remainder of the night...Perry, who scored his second goal of the game at 11:03 of the second period, finished with a playoff career-high 2-1=3 points and his first career postseason multiple-goal game...defenseman Scott Niedermayer also scored for Anaheim at 10:03 of the third, marking his team-leading third power play goal of the playoffs...center Ryan Getzlaf (0-2=2) had a pair of assists and defenseman Chris Pronger (0-1=1) added a single helper in the setback...goaltender Jonas Hiller turned away 28-of-33 shots before being relieved by J.S. Giguere, who stopped all six shots in his 2009 playoff debut...the game drew a club-record 17,601 fans, besting the previous mark of 17,597 set on Jan. 2, 2009 vs. Philadelphia.

PP: 1-3 PK: 1-5 SF: 28 SA: 40 TOI: S. Niedermayer (24:59)

Three Stars: 1. Franzen 2. Hossa 3. Perry

## GAME 5 (MAY 10, 2009) - ANAHEIM 1 @ DETROIT 4

With a 4-1 defeat in Game 5 of the Western Conference Semifinals at Joe Louis Arena, the Ducks lost their second consecutive game to the Red Wings to fall behind in the best-of-7 series three games to two...after a scoreless first period, Detroit erupted for two goals 39 seconds apart in the second courtesy of Johan Franzen and Jiri Hudler...at 15:57 of the second, defenseman Ryan Whitney scored his first goal as a Duck on the power play to bring Anaheim back to within one of Detroit...centers Eric Christensen and Andrew Ebbett drew assists on Whitney's goal...the Ducks would not find the back of the net again despite several quality scoring chances against Detroit netminder Chris Osgood...Anaheim goaltender Jonas Hiller stopped 34-of-37 shots, including 15 in the second, in the tough-luck loss...the Ducks went a perfect three-for-three on the penalty kill for the first time in the series.

PP: 1-3 PK: 0-3 SF: 17 SA: 38 TOI: C. Pronger (26:30)

Three Stars: 1. Zetterberg 2. Ericsson 3. Datsyuk

## GAME 6 (MAY 12, 2009) - ANAHEIM 2 vs. DETROIT 1

The Ducks forced the series to a decisive Game 7 with a 2-1 victory at Honda Center...top-liners Ryan Getzlaf and Corey Perry figured in on each of the goals...on the first goal, Getzlaf tipped in the puck off a deflection from Perry on the power play...on the second goal, Perry tipped the puck in the net off a shot by Getzlaf from the blueline...defenseman Scott Niedermayer also registered an assist on the Getzlaf goal while right wing Bobby Ryan notched a helper on Perry's game-winner...it was Perry's second career GWG (also in Game 3 of the CSF, Apr. 29, 2007 @ VAN) and the first of 2009...the club held the Red Wings scoreless for 56:25 until Detroit's Johan Franzen scored a goal at 17:35 of the third period on the power play...Jonas Hiller stopped 38-of-39 shots for his fifth game of the postseason in which he allowed one-goal-or-less...the Ducks improved their lifetime Game 6 record to 7-1 and a perfect 6-0 at home.

PP: 1-5 PK: 1-4 SF: 28 SA: 39 TOI: C. Pronger (26:36)

Three Stars: 1. Hiller 2. Getzlaf 3. S. Niedermayer

## GAME 7 (MAY 14, 2009) - ANAHEIM 3 @ DETROIT 4

Detroit's Dan Cleary scored the game- and series-winning goal with three minutes left in regulation as the Ducks were eliminated from the Stanley Cup Playoffs with a 4-3 loss to the Red Wings in Game 7 of the CSF at Joe Louis Arena...Anaheim rallied from 2-0 and 3-1 deficits with goals from right wings Teemu Selanne, Corey Perry and Bobby Ryan...Ryan's goal at the 7:37 mark of the third period tied the game at 3-3, erasing a Detroit lead that had stood since 15:53 of the first...goaltender Jonas Hiller was once again strong in net for the Ducks with 36 saves on 40 shots, including 17 in the first period...Perry, Selanne, center Ryan Carter and defensemen Scott Niedermayer, Chris Pronger and Ryan Whitney all drew single assists in the setback, Anaheim's third Game 7 defeat in franchise history.

PP: 1-5 PK: 1-5 SF: 27 SA: 40 TOI: C. Pronger (28:23)

Three Stars: 1. Cleary 2. Helm 3. Selanne

# 2008 PLAYOFF STATISTICS & NOTES

POS	NO.	PLAYER	GP	TOI	G	A	PTS	+/-	PIM	PP	SH	GW	OT	S	PCTG
D	25	Chris Pronger	6	24:13	2	3	5	-1	12	2	0	1	0	12	16.7
C	15	Ryan Getzlaf	6	20:29	2	3	5	-2	6	1	0	0	0	14	14.3
R	8	Teemu Selanne	6	19:34	2	2	4	-1	6	2	0	1	0	20	10.0
R	10	Corey Perry	3	14:54	2	1	3	1	8	0	0	0	0	7	28.6
C	22	Todd Marchant	6	17:39	2	0	2	1	0	0	0	0	0	8	25.0
D	21	Sean O'donnell	6	15:31	1	1	2	3	2	0	0	0	0	3	33.3
L	32	Travis Moen	6	14:08	1	1	2	-1	2	0	0	0	0	4	25.0
D	27	Scott Niedermayer	6	24:24	0	2	2	-2	4	0	0	0	0	7	.0
R	4	Todd Bertuzzi	6	14:14	0	2	2	-2	14	0	0	0	0	11	.0
L	14	Chris Kunitz	6	18:30	0	2	2	-2	8	0	0	0	0	14	.0
D	11	Mathieu Schneider	6	20:29	1	0	1	-3	8	0	0	0	0	7	14.3
C	39	Doug Weight	5	7:38	0	1	1	1	4	0	0	0	0	2	.0
G	35	Jean-Sebastien Giguere	6	59:38	0	1	1	0	0	0	0	0	0	0	.0
D	40	Kent Huskins	6	14:34	0	1	1	-3	2	0	0	0	0	2	.0
R	16	George Parros	1	2:42	0	0	0	0	0	0	0	0	0	0	.0
C	44	Rob Niedermayer	2	13:46	0	0	0	-1	0	0	0	0	0	1	.0
C	17	Brian Sutherby	5	5:28	0	0	0	0	2	0	0	0	0	3	.0
L	24	Brad May	6	6:55	0	0	0	1	4	0	0	0	0	6	.0
C	26	Samuel Pahlsson	6	18:18	0	0	0	1	0	0	0	0	0	5	.0
D	23	Francois Beauchemin	6	21:01	0	0	0	2	26	0	0	0	0	4	.0
C	20	*Ryan Carter	6	11:02	0	0	0	-2	6	0	0	0	0	6	.0

SW#	GOALTENDER	GPI	MINS	AVG	W	L	EN	SO	GA	SA	SV%	G	A	PIM
35	Jean-Sebastien Giguere	6	358	3.18	2	4	1	0	19	187	.898	0	1	0

<b>GOALTENDING TOTALS</b>	<b>6</b>	<b>360</b>	<b>3.33</b>	<b>2</b>	<b>4</b>	<b>1</b>	<b>0</b>	<b>20</b>	<b>188</b>	<b>.894</b>	<b>0</b>	<b>1</b>	<b>0</b>
---------------------------	----------	------------	-------------	----------	----------	----------	----------	-----------	------------	-------------	----------	----------	----------

The Anaheim Ducks completed the 2007-08 regular season with a mark of 47-27-8 record for 102 points, finishing second in the Pacific Division and fourth in the Western Conference. The Ducks advanced to the NHL Playoffs for a franchise-record third consecutive season and faced the fifth-seed Dallas Stars for the second time in club postseason history. Holding home ice advantage, Anaheim lost Games 1 and 2 at Honda Center before earning its first win in Game 3 at American Airlines Center. A Game 4 loss in Dallas forced the Ducks into a must-win situation for the remainder of the series. Anaheim responded with a convincing victory in Game 5 before the 77th consecutive sellout at Honda Center but was eventually eliminated with a Game 6 loss in Dallas. It was just the second first-round exit in six NHL Playoffs for the Ducks and the first since the 1999 postseason. Center Ryan Getzlaf and defenseman Chris Pronger finished tied for the team scoring lead with 2-3=5 points each while right wing Teemu Selanne finished third with 2-2=4 points.

## GAME 1 (April 10, 2008) - ANAHEIM 0 vs. DALLAS 4

Special teams won the game for Dallas, scoring four power play goals as the Ducks fell to the Stars, 4-0, in Game 1 of the Western Conference Quarterfinals...Dallas forwards Steve Ott, Loui Eriksson, Jere Lehtinen and Brenden Morrow scored a power play goal each...Morrow also picked up two assists for a three-point game...both Mike Ribeiro and Stephane Robidas each earned two assists...Stars goaltender Marty Turco stopped all 23 Ducks shots...J.S. Giguere turned away 33-of-37 shots in the loss...Bobby Ryan made his NHL career postseason debut, recording one shot with 13:13 TOI...Scott Niedermayer had a game-high 24:45 TOI.

PP: 0-3      PK: 4-7      SF: 23      SA: 37      TOI: S. Niedermayer (24:45)      Three Stars: 1. Ribeiro 2. May 3. Turco

## GAME 2 (April 12, 2008) - ANAHEIM 2 vs. DALLAS 5

The Stars jumped out to an early 2-0 lead, but the Ducks answered back as Teemu Selanne scored a power play goal at 3:41 of the first period...Scott Niedermayer and Ryan Getzlaf notched the assists on the Selanne goal...Travis Moen evened the score with an even-strength goal at 16:19 of the second with Todd Bertuzzi earning the single assist...the Ducks failed to capitalize on two early third-period power play attempts...Mike Modano scored the eventual game-winner for the Stars on the power play at 5:47 of the third...Brad Richards followed with another goal less than a minute later to extend the Stars lead to two goals...Loui Eriksson scored the Stars' fifth and final goal at 14:36 of the third...J.S. Giguere stopped 25-of-30 shots in the loss.

PP: 1-6      PK: 2-6      SF: 22      SA: 30      TOI: C. Pronger (25:02)      Three Stars: 1. Richards 2. Getzlaf 3. Ribeiro

# 2008 PLAYOFF STATISTICS & NOTES

## GAME 3 (April 15, 2008) - ANAHEIM 4 @ DALLAS 2

The Ducks became contenders in the series, cutting the Stars' lead to two games to one with a 4-2 victory in Game 3 of the CQF...Todd Marchant opened the scoring for the Ducks with a goal at 6:39 of the first period for his first postseason goal since Game 3 of the WCF, May 23, 2006 at Edmonton...Travis Moen and Chris Pronger assisted on Marchant's goal...Ryan Getzlaf scored an unassisted goal, his first of the 2008 postseason, at 10:09 of the first...Pronger scored his first of two goals on the power play at 14:31 of the first, giving the Ducks a 3-0 lead...Todd Bertuzzi and Doug Weight each earned assists...Pronger pushed the score to 4-0 with another power play tally at 5:34 of the second...Teemu Selanne and Getzlaf provided the helpers...it was the first multi-goal game of Pronger's postseason career and tied the club record for points in a playoff game by a defenseman (also a career high)...in addition, his two goals tied a club record for most goals by a defenseman in a postseason contest...J.S. Giguere stopped 31-of-33 shots in the victory.

PP: 2-4 PK: 2-7 SF: 15 SA: 33 TOI: S. Niedermayer (26:56) Three Stars: 1. Pronger 2. Morrow 3. Giguere

## GAME 4 (April 17, 2008) - ANAHEIM 1 @ DALLAS 3

All four of the game's goals were scored at even strength, as the Stars bested the Ducks, 3-1, in Game 4 of the CQF at American Airlines Center...after giving up a goal at 16:39 of the first period to Dallas' Joel Lundqvist, the score remained the same until 9:01 of the third period when Dallas' Stu Barnes put the Stars up, 2-0...Steve Ott added another Dallas goal at 17:17 of the third...Mathieu Schneider spoiled the Dallas shutout, scoring with 0:08 seconds remaining in the game...Corey Perry, returning for his first postseason contest after missing six weeks with a lacerated right quadriceps tendon, collected an assist on Schneider's goal...Kent Huskins also picked up an assist on the Ducks' lone goal, his second career postseason point...J.S. Giguere stopped 17-of-20 shots in the loss...

PP: 0-5 PK: 0-6 SF: 28 SA: 20 TOI: S. Niedermayer (25:32) Three Stars: 1. Turco 2. Barnes 3. Modano

## GAME 5 (April 18, 2008) - ANAHEIM 5 vs. DALLAS 2

Anaheim extended the series to a sixth game with a 5-2 victory at Honda Center...Corey Perry scored his first goal of the postseason at 8:25 of the first period, with Sean O'Donnell collecting the assist...the Ducks' next two goals were scored on the power play, with Ryan Getzlaf scoring at 11:03 of the second and Teemu Selanne (GWG) scoring at 0:48 of the third...O'Donnell added an insurance goal at 12:05 of the third, his first goal in the postseason since Game 3 of the WCF, May 23, 2006 at EDM...he also established a career high for points in a postseason contest (1-1=2)...Chris Pronger and Chris Kunitz each had a two-assist nights while Getzlaf and Selanne also collected single assists...Todd Marchant scored his second goal of the postseason with an empty-netter at 18:36 of the third...J.S. Giguere earned his second victory of the 2008 playoffs, stopping 40-of-42 shots.

PP: 2-3 PK: 0-7 SF: 42 SA: 32 TOI: C. Pronger (27:14) Three Stars: 1. Giguere 2. Selanne 3. Ribeiro

## GAME 6 (April 20, 2008) - ANAHEIM 1 vs. DALLAS 4

The Ducks were eliminated from the 2008 NHL Playoffs with a 4-1 loss to the Stars in Game 6 of the CQF at American Airlines Center...Corey Perry opened the scoring with his second goal in as many games, successfully converting at the 2:11 mark of the second period...assists went to Scott Niedermayer and J.S. Giguere, who collected his first playoff point since the 2003 postseason...Dallas clinched the series victory with four goals in the third period, including tallies from Stephane Robidas, Stu Barnes, Loui Eriksson and Mike Modano...Giguere finished with 22 saves on 26 shots...the setback marked Anaheim's first opening-round loss since 1999.

PP: 0-3 PK: 2-5 SF: 18 SA: 26 TOI: S. Niedermayer (25:23) Three Stars: 1. Robidas 2. Morrow 3. Barnes

# 2007 PLAYOFF STATISTICS & NOTES

POS	NO.	PLAYER	GP	AVG TOI	G	A	PTS	+/-	PIM	PP	SH	GW	OT	S	PCTG
C	15	Ryan Getzlaf	21	21:43	7	10	17	1	32	3	1	3	0	57	12.3
R	10	Corey Perry	21	16:29	6	9	15	5	37	1	0	1	0	58	10.3
R	8	Teemu Selanne	21	19:07	5	10	15	1	10	0	0	2	1	60	8.3
D	25	Chris Pronger	19	30:11	3	12	15	10	26	1	0	0	0	58	5.2
C	19	Andy McDonald	21	18:37	10	4	14	6	10	5	0	0	0	64	15.6
L	32	Travis Moen	21	17:18	7	5	12	5	22	0	0	3	1	34	20.6
C	26	Samuel Pahlsson	21	19:25	3	9	12	10	20	0	0	2	0	30	10.0
D	27	Scott Niedermayer	21	29:50	3	8	11	2	26	1	0	2	2	42	7.1
C	44	Rob Niedermayer	21	18:34	5	5	10	9	39	0	1	1	0	42	11.9
D	23	Francois Beauchemin	20	30:33	4	4	8	2	16	4	0	0	0	58	6.9
R	17	*Dustin Penner	21	14:04	3	5	8	4	2	0	0	2	0	37	8.1
L	14	Chris Kunitz	13	17:47	1	5	6	1	19	0	0	0	0	28	3.6
C	22	Todd Marchant	11	15:44	0	3	3	1-	12	0	0	0	0	19	.0
D	5	Ric Jackman	7	6:04	1	1	2	2	2	1	0	0	0	2	50.0
D	21	Sean O'donnell	21	20:20	0	2	2	8	10	0	0	0	0	13	.0
L	24	Brad May	18	7:21	0	1	1	1-	28	0	0	0	0	14	.0
D	40	Kent Huskins	21	11:44	0	1	1	4	11	0	0	0	0	5	.0
C	13	Mark Hartigan	1	3:34	0	0	0	0	0	0	0	0	0	0	.0
D	34	*Aaron Rome	1	11:01	0	0	0	2-	0	0	0	0	0	0	.0
R	46	Joe Motzko	3	3:54	0	0	0	0	2	0	0	0	0	2	.0
L	18	*Andrew Miller	3	6:59	0	0	0	1	2	0	0	0	0	3	.0
C	52	*Ryan Carter	4	3:12	0	0	0	1-	0	0	0	0	0	0	.0
R	16	George Parros	5	3:49	0	0	0	0	10	0	0	0	0	1	.0
G	30	Ilya Bryzgalov	5	53:22	0	0	0	0	0	0	0	0	0	0	.0
R	38	*Ryan Shannon	11	4:03	0	0	0	0	6	0	0	0	0	5	.0
L	45	Shawn Thornton	15	3:57	0	0	0	3-	19	0	0	0	0	5	.0
D	33	Joe Dipenta	16	8:12	0	0	0	0	4	0	0	0	0	3	.0
G	35	J.S. Giguere	18	59:16	0	0	0	0	0	0	0	0	0	0	.0

SW#	GOALTENDER	GPI	MINS	AVG	W	L	EN	SO	GA	SA	SV %	G	A	PIM
35	J.S. Giguere	18	1067	1.97	13	4	0	1	35	451	.922	0	0	0
30	Ilya Bryzgalov	5	267	2.25	3	1	0	0	10	128	.922	0	0	0

**GOALTENDING TOTALS**

**21 1341 2.01 16 5 0 1 45 579 .922**

**CUP IN CALIFORNIA:**

By securing their first Stanley Cup championship in franchise history, the Anaheim Ducks also became the first team from California to win the Stanley Cup...their appearance in the Final marked just the fifth time since 1926 that a West Coast team competed for the Stanley Cup (also Vancouver (1982 & 1994), Los Angeles (1993) & Anaheim (2003))...the Ducks were the first West Coast team to win the Stanley Cup since the 1925 Victoria Cougars and the first U.S. team to win it since the 1917 Seattle Metropolitans.

**KEEPING IT IN THE FAMILY:**

Rob and Scott Niedermayer were the first set of brothers to win the Stanley Cup together since Brent and Duane Sutter won with the 1983 New York Islanders (they also won Cup with Islanders in 1982)...they were the first set of brothers to compete on the same team in the Stanley Cup Final since Rich and Ron Sutter played for the Philadelphia Flyers in the 1985 Final vs. the Edmonton Oilers (lost)...the Niedermayers were also the first brother combination on opposing clubs to appear in the Stanley Cup Final since 1946 when they met in the 2003 Stanley Cup Final.

**YOUTH RAISE THE CUP:**

The 2007 Champions had the largest contingency of players (11) in their first or second NHL year on one Stanley Cup roster...the 1986 Montreal Canadiens are the only team that comes close to the Ducks number of first or second year players on a Stanley Cup winning roster with 10... below is a list of Ducks that were in their first or second NHL season that played in at least one game with the club during their playoff run:

Ilya Bryzgalov	Drew Miller	Francois Beauchemin	Dustin Penner
Ryan Carter	Corey Perry	Ryan Getzlaf	Aaron Rome
Kent Huskins	Ryan Shannon	Chris Kunitz	

**FOUR SCORE:**

The Ducks were the first team since the 1989 Calgary Flames to have one player or fewer to have previously won the Stanley Cup...Scott Niedermayer was the only Ducks player who has previously won the Cup with the 1995, 2000 and 2003 New Jersey Devils...the 1989 Flames entered the Stanley Cup Final without a single player who had previously won a Cup.

# 2007 PLAYOFF STATISTICS & NOTES

## ROOKIES CHIP IN:

The Ducks had five rookie players on their roster who competed in at least three 2007 playoff games...the last Stanley Cup championship team to have more than five rookies compete in at least three playoff games during a postseason run were the 1986 Montreal Canadiens, who had eight...below is a list of the rookies on the Ducks Stanley Cup winning roster that competed in at least three playoff games in 2007:

Ryan Carter    Kent Huskins  
Drew Miller    Dustin Penner  
Ryan Shannon

## WASTING LITTLE TIME:

The Anaheim Ducks secured the Stanley Cup in just 21 games...with the 1992 Pittsburgh Penguins, the Ducks were the 5th (tied) fastest run to winning the Stanley Cup in NHL history since the best-of-seven series was implemented in 1987.

Year	Team	Record	Win %
1988	Edmonton Oilers	16-2	.889
1993	Montreal Canadiens	16-4	.800
1997	Detroit Red Wings	16-4	.800
1995	New Jersey Devils	16-4	.800
2007	Anaheim Ducks	16-5	.762
1992	Pittsburgh Penguins	16-5	.762

## TOP FLIGHT OVER LAST FOUR YEARS:

The Ducks advanced to the Conference Finals for the third time in the last four NHL seasons...no other team has advanced to the Conference Finals more than once over that span (since 2003 playoffs)...the Sabres and Senators advanced to the Conference Finals for the second time in four years...the Ducks were the ONLY team in the NHL to advance to the Stanley Cup Final twice in the previous four years.

### EASTERN CONFERENCE FINALS

YEAR	Team	Team
2003	Ottawa	New Jersey
2004	Tampa Bay	Philadelphia
2006	Carolina	Buffalo
2007	Ottawa	Buffalo

### WESTERN CONFERENCE FINALS

Team	Team
Anaheim	Minnesota
Calgary	San Jose
Anaheim	Edmonton
Anaheim	Detroit

### STANLEY CUP FINAL

Team	Team
New Jersey	Anaheim
Tampa Bay	Calgary
Carolina	Edmonton
Ottawa	Anaheim

## FEELING AT HOME IN THE FINAL:

The Ducks remain undefeated at home (7-0) in Stanley Cup Final contests and are 8-0 at home in series-clinching games (4-0 in 2007, 3-0 in 2003 and 1-0 in 1997).

## DUCKS IN THE POSTSEASON:

For the first time in franchise history, the Ducks qualified for the Stanley Cup Playoffs in consecutive seasons...the club also qualified in 2006, 2003, 1999 and 1997...the Ducks have a win percentage of .603 in the Stanley Cup Playoffs with a 44-29 overall record.

## WINNING THE CLOSE ONES:

The Ducks posted a 12-2 record in games decided by one goal...the club tied the NHL playoff record for the most one-goal victories in one postseason...the 2003 Mighty Ducks of Anaheim had 12 one-goal victories during their Stanley Cup Final run...the 1993 Montreal Canadiens also accomplished this feat as they went on to win the Stanley Cup...in addition, the Ducks were T-2nd in lead-changing, game-winning goals that occurred in the third period or overtime:

### GAME-WINNING GOALS IN THE THIRD PERIOD OR OVERTIME

Year	Team	3rd Period/OT Wins
1993	Montreal Canadiens	12
2007	Anaheim Ducks	10
1994	Vancouver Canucks	10
1999	Dallas Stars	10
2003	Mighty Ducks of Anaheim	10

## GETTING IT DONE AT HOME:

With their win vs. OTT in Game Five of the Stanley Cup Final, the Ducks won their 10th (10-2) game at home in the postseason and have an overall home record of 23-7 since the start of the 2003 Stanley Cup Playoffs...in addition, Anaheim is 8-0 in series-clinching games at home, including 4-0 in 2007 (3-0 in 2003, 1-0 in 1997).

# 2007 PLAYOFF STATISTICS & NOTES

## DUCKS AT PEAK PLAYOFF SPOT SINCE 2003:

The Ducks have the most playoff wins (40) AND best playoff winning percentage (.690) in the NHL since the start of the 2003 post-season...below is a look at the top 10 playoff win totals in the NHL since 2003:

	GP	W	L	Win %
Anaheim Ducks	58	40	18	.690
Ottawa Senators	53	30	23	.566
New Jersey Devils	49	27	22	.551
Tampa Bay Lightning	45	24	21	.533
San Jose Sharks	39	22	17	.564
Calgary Flames	39	20	19	.512
Buffalo Sabres	33	20	13	.606
Philadelphia Flyers	37	19	18	.513
Edmonton Oilers	30	17	13	.566
Carolina Hurricanes	25	16	9	.640

## OVERTIME ON DUCKS SIDE:

Since the 2003 Stanley Cup Playoffs, the Ducks have appeared in 15 postseason contests that have been decided in overtime...the club is 13-2 in those games, the most by any team since 2003...below is a look at the top six teams in the NHL with the most overtime playoff wins:

Team	GP	W	L	Win %
Anaheim	15	13	2	.867
Ottawa	11	7	4	.636
Colorado	9	6	3	.667
Calgary	9	6	3	.667
Buffalo	10	6	4	.600
Vancouver	11	6	5	.545

## GIGUERE OUTSTANDING IN OVERTIME:

With the Ducks' overtime loss April 27 vs. VAN in Game Two of the Western Conference Semifinals, J.S. Giguere snapped his OT shutout streak at 197:52, which is the longest OT playoff minute shutout streak in NHL history...Giguere's streak began on April 10, 2003 in the CQF vs. DET when the Ducks edged the Red Wings, 2-1 in triple overtime...in 250:47 career postseason OT minutes, Giguere has a 0.24 GAA and .990 SV% (101-for-102)...with two OT wins in the CSF vs. VAN (May 1 and May 3) and two in the WCF vs. DET (May 13 and May 20), he is now 12-1 in his career in overtime (7-0 in 2003, 1-0 in 2006 and 4-1 in 2007)...Giguere is the only player to post a 12-1 record in OT in his first 13 career playoff OT games...in addition, Giguere's OT winning percentage (.923) is the highest for any goaltender with 10-plus OT decisions:

## BEST POST SEASON OVERTIME RECORDS

(minimum of 10 overtime appearances)

PLAYER	Team	GP	W	L	WIN %
Jean-Sebastien Giguere	ANA	13	12	1	.923
Billy Smith	NYI	21	16	5	.762
Felix Potvin	TOR/LA	20	15	5	.750
Arturs Irbe	SJ/CAR	12	9	3	.750
Johnny Bower	TOR	11	8	3	.727

## GIGUERE TOUGH TO BEAT:

J.S. Giguere allowed two goals or less in 13 of his 18 appearances in the 2007 Stanley Cup Playoffs...he recorded a shutout on May 30 vs. OTT in Game Two of the SCF when he stopped all 16 shots he faced...it was his sixth career postseason shutout, with the previous five coming in the 2003 playoff campaign (most recent: June 2, 2003 vs. NJ in Game Four of the SCF, also a 1-0 victory)...he finished the postseason 4th in the NHL with a 1.97 GAA and T-5th in the NHL with a .922 SV%, stopping 416-of-451 shots...in addition, he successfully stopped the only penalty shot he faced during the 2007 postseason on June 6 vs. OTT (A. Vermette @ 7:23 of the third period)...he won 13 of his 17 starts, including four OT victories (May 3 vs. VAN, May 1 @ VAN, May 13 @ DET and May 20 @ DET) and stopped all shots he faced coming on in relief of Ilya Bryzgalov on April 17 @ MIN...Giguere has appeared in 45 career postseason contests, posting a 31-13 record, with a 1.96 GAA and .929 SV%.

## SWEDE SUCCESS FOR PAHLSSON:

Center Samuel Pahlsson, not usually known as a scorer (8-18=26 in 2006-07 regular season) became a major contributor to the Ducks offense during the postseason...Pahlsson recorded 3-9=12 points in 21 playoff games and was T-6th on the team in scoring...he recorded the GWG in two of the Ducks last five wins of the postseason...he scored the lone goal for the Ducks in their Game Two victory of the SCF on May 30 vs. OTT...in addition, Pahlsson scored the game-winner in the Ducks' series-clinching Game Six of the WCF vs. DET on May 22...he also led the league in postseason faceoff wins (249) and hits (79).

## GETZLAF BREAKS THROUGH:

In just his second season, center Ryan Getzlaf was one of the more prolific scorers throughout the Ducks postseason run...he earned 7-10=17 points in 21 postseason contests, eclipsing his point total in the 2006 Stanley Cup Playoffs by 10 points (3-4=7)...Getzlaf led the club in scoring, was 2nd in goal scoring and 5th in the NHL in postseason scoring...in addition, he was T-2nd in the NHL in game-winning goals (3) and short-

# 2007 PLAYOFF STATISTICS & NOTES

handed goals (1)...he also had a two-game goal streak (2-0=2) May 22-28 and scored three goals in the last six games (3-3=6)...Getzlaf collected 4-4=8 points in the last eight playoff games and 4-6=10 points in the last 11 games.

## S. NIEDERMAYER SHINES IN OT:

On May 3 in the CSF, defenseman Scott Niedermayer scored the series-clinching OT goal against the Vancouver Canucks in the CSF...it was the first OT goal of his postseason career, while also holding the all-time regular season OT goal record among defensemen with 10...he added a second postseason OT goal, just 10 days after the first, on May 13 at Detroit in Game Two of the WCF (4-3 victory)...In addition, on May 20 in Game 5 of the WCF at Detroit, Niedermayer scored the game-tying goal with 48 seconds left before Teemu Selanne scored in OT to give the Ducks a crucial 2-1 victory...Niedermayer tied the record for most OT goals by a defenseman in one playoff year:

## MOST OVERTIME GOALS BY DEFENSEMAN IN ONE PLAYOFF YEAR

Year	Player	Team	Goals
2007	Scott Niedermayer	Anaheim	2
2002	Niclas Wallin	Carolina	2
1995	Chris Chelios	Chicago	2
1950	Leo Reise, Jr.	Detroit	2

## CHECKING LINE BECOMES SCORING LINE:

The Ducks line combination of Samuel Pahlsson-Rob Niedermayer-Travis Moen was the Ducks checking line all season, but in addition to their defensive responsibilities, all three became prolific scorers in the postseason...the line combined for 15-19=31 points in 21 postseason games, including six GWGs...Moen recorded the game-winner in Game Five of the SCF on June 6 vs. OTT (also recorded the first two-goal game of his postseason career) and the OT goal in Game Four of the CSF on May 1 @ VAN...in addition, he also scored the game-winner in Game One of the SCF vs. OTT...Pahlsson had two game-winners (May 30 vs. OTT in Game Two of the SCF, 1-0 victory and May 22 vs. DET in Game Six of the WCF, 5-3 victory) and R. Niedermayer had one game-winner (Apr. 15 vs. MIN in Game Three of the CQF)...the trio recorded a combined +24 rating throughout the 2007 Stanley Cup Playoffs.

## PRONGER AT THE TOP OF HIS GAME:

In 19 postseason contests, Chris Pronger scored 3-11=14 points, which tied for 2nd on the team and 2nd in the NHL among defensemen...he was also T-7th in overall scoring, T-4th in overall assists and T-3rd in power play assists...the 2007 Stanley Cup Playoffs marked the 11th year he appeared in the postseason and recorded his second-highest career point total (5-16=21 points with EDM in 2005-06)...in addition, he was 4th in the NHL in avg. TOI with 30:11/g.

## BATTLING BACK:

On May 1 @ VAN, the Ducks rallied from a 2-0 deficit in the third period, to eventually take the game in overtime...it marked the first time the club had successfully battled back from a two-goal deficit to win in postseason history...Travis Moen scored the game-winner, just over two minutes into the first overtime, marking his first career OT goal in the playoffs...with the Ducks' OT win, teams in the 2007 playoffs with a two-goal lead at any point in the game went 42-4...the only teams to come back from a two-goal deficit in the postseason are Detroit and Ottawa...Detroit rallied from two goals down twice to eventually beat San Jose 3-2 on both occasions (April 28 @ DET and May 2 @ SJ)...Ottawa came back from a two-goal deficit to win in double OT, 4-3 against Buffalo (May 12 @ BUF).

## BROTHERS TEAMING UP WHEN IT COUNTS:

Brothers Scott and Rob Niedermayer both had vital roles in three of the Ducks' playoff victories...on May 3 in their series-clinching game vs. Vancouver in the CSF, Rob's hit on Jannik Hansen helped to turn the puck over for Scott's OT goal against Roberto Luongo...on May 13 at Detroit in the WCF, Rob had the first assist on Scott's second OT goal in as many games...in Game One of the Stanley Cup Final on May 28 vs. Ottawa, both Rob and Scott assisted on Travis Moen's game-winning goal as the Ducks held onto a 3-2 victory.

## DEFENSE FIRST:

The Ducks allowed just 45 goals in 21 2007 Stanley Cup Playoff games...the club allowed an average of 2.14 goals-per-game, good for 3rd in the NHL in the postseason.

## SHUTTING THE DOOR:

The Ducks 2007 Stanley Cup Playoff record when...

Category	Record
When scoring two or more goals in a game	15-1
When opponents are held to less than 35 shots	14-3
When not allowing a power play goal	9-1
When scoring first	10-2

## SHARING THE LOAD:

Defensemen Francois Beauchemin (30:33/g), Chris Pronger (30:11/g) and Scott Niedermayer (29:50/g) were 3rd, 4th and 5th, respectively, in the NHL in avg. TOI... the only other playoff team that had three players in the top 10 in avg. TOI was Vancouver (Ohlund, 6th; Bieksa, 9th; Kesler, 10th), which was eliminated by Anaheim in the CSF on May 3.



# 2007 PLAYOFF STATISTICS & NOTES

## MAC'S BIG NIGHT:

On April 25 vs. VAN, Ducks center Andy McDonald recorded his first career hat trick (regular or postseason)...in addition, it was the club's second playoff hat trick in franchise history...McDonald also added an assist for 3-1=4 points, tying the most points recorded by a Duck in playoff history... Joffrey Lupul scored 4-0=4 points on May 9, 2006 in the CSF vs. COL, recording the club's first-ever postseason hat trick and four-point game.

## KUNITZ PROVIDES SUPPORT:

On April 25 vs. VAN, the Ducks scored three goals in the first period, the most in the opening session by the club in the 2007 postseason...left wing Chris Kunitz provided the assists on all three goals (0-3=3), marking the first time in club history a player has collected three assists in a single period in the playoffs.

## SELANNE BREAKS YET ANOTHER CLUB RECORD:

On April 13 vs. MIN in Game Two of the CQF, Teemu Selanne's assist broke Paul Kariya's franchise record for career points in the postseason... he broke the club's playoff goals record May 23, 2006 @ EDM, scoring his 15th career postseason goal as a Duck...below is a look at the Ducks' All-Time Playoff Scoring Leaders:

	Years	GP	G	A	Pts.
1. Teemu Selanne	1997-99, 2006-07	52	20	23	43
2. Paul Kariya	1997-2003	35	14	15	29
3. Ryan Getzlaf	2006-07	37	10	14	24
Rob Niedermayer	2003-07	58	9	15	24
5. Samuel Pahlsson	2003-07	58	7	16	23
Andy McDonald	2006-07	37	12	11	23
7. Scott Niedermayer	2006-07	37	5	17	22
8. Corey Perry	2006-07	32	6	12	18
9. Francois Beauchemin	2006-07	36	7	10	17
Dustin Penner	2006-07	34	6	11	17
11. Steve Rucchin	1997-2003	33	8	8	16
12. Todd Marchant	2006-07	27	3	13	16
13. Chris Pronger	2006-07	19	3	12	15
14. Chris Kunitz	2006-07	29	4	10	14

## BEAUCHEMIN REPEATS FEAT:

Francois Beauchemin's two goals April 13 vs. MIN marked the third time in club history a Ducks defenseman had scored two goals in a playoff game...Beauchemin has done it twice, also scoring two goals on April 25, 2006 vs. CGY (Game 3)...the only other Ducks defenseman to score two goals in a playoff game was J.J. Daigneault, who did so in Game Two of the CQF on April 18, 1997 vs. PHX.

## NIGHT OWLS:

The Ducks' double-overtime, series-clinching win on May 3 vs. VAN in Game Five of the CSF was the club's seventh multiple-overtime game in club history...the Ducks have gone 4-3 in those seven games...the club's last multiple overtime game before May 3 came on April 27 in Game Two of the CSF vs. VAN (3-2, Cowan GWG).

## HATCHING HEAD COACHES IN ANAHEIM:

Of the four teams that competed in the Western Conference Semifinals, three were led by coaches who received their NHL head coaching start in Anaheim...Ron Wilson (SJ) served as Anaheim's head coach from 1993-97, while Mike Babcock made his head coaching debut with the Ducks from 2002-04...Randy Carlyle has coached the Ducks for the past two seasons, helping the team advance to the Stanley Cup Playoffs in consecutive seasons for the first time in franchise history...Vancouver's head coach, Alain Vigneault, the only CSF coach to have not served in Anaheim, succeeded Carlyle as the head coach of the Manitoba Moose (AHL) in 2005...in addition, another Anaheim connection existed in the Stanley Cup Final...Ottawa head coach Bryan Murray was the head coach of the Ducks in 2001-2002, before taking over as GM of the club (2002-2004).

## PLAYOFF DEBUTS:

On April 11 vs. MIN in Game 1 of the CQF, three Ducks made their career postseason debuts...Mark Hartigan, George Parros and Kent Huskins all took the ice for the first time in NHL postseason competition...the three players recorded a combined 17:42 of TOI and maintained an even plus/minus rating...Ryan Shannon made his postseason debut on April 13 vs. MIN...after two games as a healthy scratch, Shawn Thornton played in a postseason contest for the first time on April 15 @ MIN and went on to play in 15 games going scoreless with 19 PIM...after his recall on April 8, Aaron Rome made his postseason debut on April 17 @ MIN, logging 11:01 of ice time...Drew Miller appeared in his first playoff contest April 19 vs. MIN (2:15 TOI), which also happened to be his NHL debut, in addition, Miller played in Games One and Two of the SCF, going scoreless with a +1 rating and two PIM...Ryan Carter made his NHL career debut on May 17 vs. DET in Game Four of the WCF...he also appeared in Game Four of the SCF...Joe Motzko logged 6:16 of ice time and recorded three hits in his first career NHL playoff game on May 20 @ DET.

# 2007 PLAYOFF STATISTICS & NOTES

## STANLEY CUP FINAL

### GAME 5 (June 6, 2007) - ANAHEIM 6 vs. OTTAWA 2 DUCKS BECOME FIRST CALIFORNIA TEAM TO WIN STANLEY CUP

The Ducks jumped out to an early 2-0 lead and never trailed en route to the club's first Stanley Cup title while become the first California team to secure the trophy in NHL history...Andy McDonald put the Ducks on the board early in the first, with Ryan Getzlaf and Chris Pronger providing the assists...Rob Niedermayer scored his fifth goal of the postseason late in the 17th minute of the first with Corey Perry adding the single helper... Travis Moen scored the first of his two goals at 15:44 of the second, which would prove to be the game and series-winner...Francois Beauchemin gave the Ducks an added cushion at 18:28 of the second, scoring his fourth goal of the postseason...Corey Perry sealed the deal adding a goal of his own, unassisted with just three minutes remaining in the game...McDonald, Scott Niedermayer and Samuel Pahlsson earned an assist each in the Ducks historic victory...J.S. Giguere stopped 11-of-13 shots, in addition to successfully stopping a penalty shot attempt by Antoine Vermette at 7:23 of the third...the Senators' 13 shots on goal were the fewest the Ducks have allowed in postseason history.

PP: 2-6 PK: 3-3 SF: 18 SA: 13 TOI: S. Niedermayer (30:33) Three Stars: 1. Moen 2. McDonald 3. Pahlsson

### GAME 4 (June 4, 2007) - ANAHEIM 3 vs. OTTAWA 2 DUCKS SECURE COMMANDING SERIES LEAD AS PENNER SCORES GAME-WINNER IN THIRD

After the Senators stole the lead with just 0.3 seconds remaining in the first period, Andy McDonald scored back-to-back goals just one minute apart in the second (10:06 and 11:06) to hold a one-goal lead...the Senators evened the score with just two minutes remaining in the second... Dustin Penner scored the game-winner just 4:07 into the third as the Ducks, with the help of J.S. Giguere were able to secure the 3-1 series lead...McDonald notched a three-point game by adding an assist on the game winner, while Todd Marchant, Corey Perry, Rob Niedermayer, Sean O'Donnell and Teemu Selanne collected an assist each...Giguere stopped 21-of-23 shots for his 12th postseason victory, which included a 13-shot first period by the Senators...this was the Ducks 12th win in the postseason where the club has won by just one goal, tying an NHL record for most one-goal victories in one postseason (also 2003 Mighty Ducks of Anaheim and 1993 Montreal Canadiens).

PP: 0-3 PK: 3-4 SF: 21 SA: 23 TOI: F. Beauchemin (31:40) Three Stars: 1. McDonald 2. Beauchemin 3. Fisher

### GAME 3 (June 2, 2007) - ANAHEIM 3 vs. OTTAWA 5 MULTIPLE SENATOR COMEBACKS TOO MUCH FOR DUCKS TO OVERCOME

The Ducks secured a one-goal lead at three different points in the game, but the Senators were able to even the score each time and eventually jumped out to a 4-3 lead before sealing the game with a mid-third period goal to win it 5-3...Andy McDonald put the Ducks on the board early with a power play goal at 5:39 of the first period with Teemu Selanne collecting the assist...the Ducks scored two goals just over two minutes apart early in the second...Corey Perry scored his fifth goal of the playoffs at 5:20 in the second with Ryan Getzlaf following suit with a goal of his own at 7:38...Dustin Penner recorded assists on both goals with Perry and Getzlaf collecting assists on the other's goal...the Ducks were 38-for-63 in the faceoff circle, registering a 60% success rate...J.S. Giguere stopped 24-of-29 shots on goal for just his fourth loss of the postseason... Chris Kunitz returned to play in Game Three after missing seven games with a broken bone in his right hand.

PP: 1-3 PK: 6-7 SF: 22 SA: 29 TOI: C. Pronger (29:26) Three Stars: 1. Volchenkov 2. Neil 3. Getzlaf

### GAME 2 (May 30, 2007) - ANAHEIM 1 vs. OTTAWA 0 PAHLSSON SCORES THE GWG FOR THE SECOND TIME IN THREE GAMES AS DUCKS SECURE 2-0 SERIES LEAD

Samuel Pahlsson broke the scoreless tie at 14:16 of the third period with an unassisted goal as the Ducks held on to victory...J.S. Giguere gave the club its first shutout of the 2007 postseason...it was his sixth career postseason shutout, with the other five all coming in 2003 (most recent: June 2, 2003 vs. NJ in Game Four of the SCF, also a 1-0 victory)...it was the Ducks' ninth postseason win where the game-winning goal came in the third period or OT...it also marked the Ducks 11th one-goal victory of the playoffs, needing just one more one-goal victory to tie an NHL Stanley Cup Playoff record (also Mighty Ducks of Anaheim, 2003 and Montreal Canadiens, 1993)...the Senators' 16 shots on goal were the fewest the Ducks have allowed this postseason.

PP: 0-4 PK: 4-4 SF: 31 SA: 16 TOI: F. Beauchemin (30:55) Three Stars: 1. Pahlsson 2. R. Niedermayer 3. Giguere

### GAME 1 (May 28, 2007) - ANAHEIM 3 vs. OTTAWA 2 OUTSTANDING FIVE-ON-FIVE PLAY LEADS DUCKS TO 1-0 SERIES LEAD

The Ducks jumped out to a 1-0 series lead in a come-from-behind victory at Honda Center...Andy McDonald tied the game with an even-strengthened goal at 10:55 of the first period, with assists provided by Teemu Selanne...after falling behind by a goal once again in the second period, Ryan Getzlaf evened the score early in the third...Corey Perry and Ric Jackman collected the assists...with just under three minutes remaining in the game, Travis Moen scored the second game-winning goal of his postseason career as the Ducks held on to win it 3-2...Rob and Scott Niedermayer teamed up for the assists...the Ducks held the Senators to 20 shots on goal throughout the game as J.S. Giguere stopped 18-of-20 shots for his 10th win of the 2007 postseason.

PP: 0-4 PK: 5-7 SF: 32 SA: 20 TOI: C. Pronger (29:17) Three Stars: 1. Getzlaf 2. R. Niedermayer 3. Moen

# 2007 PLAYOFF STATISTICS & NOTES

## WESTERN CONFERENCE FINAL

### GAME 6 (May 22, 2007) - ANAHEIM 4 vs. DETROIT 3

#### EARLY THREE-GOAL LEAD HELPS DUCKS HOLD ONTO VICTORY AND ADVANCE TO STANLEY CUP FINAL

The Ducks advanced to the Stanley Cup Final for the second time in four years as the club was able to hang onto an early lead in Game Six of the Western Conference Finals...Rob Niedermayer scored a short-handed goal just 3:51 into the game, just his third career short-handed goal in the playoffs...Chris Pronger and Sean O'Donnell provided the helpers...the Ducks continued their scoring in the second period with a goal each coming from Corey Perry and Ryan Getzlaf...after the Red Wings got on the board with one goal, Samuel Pahlsson scored what would prove to be the game-winning goal, the third such goal of his postseason career, at 5:55 of the third...Francois Beauchemin, Getzlaf, Todd Marchant, Teemu Selanne, R. Niedermayer and Travis Moen each collected single assists...this marked the Ducks' fourth, four-plus game of the playoffs...J.S. Giguere stopped 26-of-29 shots for his ninth win of the postseason in 12 starts.

PP: 1-4 PK: 5-7 SF: 29 SA: 29 TOI: S. Niedermayer (32:10) Three Stars: 1. Giguere 2. S. Niedermayer 3. Perry

### GAME 5 (May 20, 2007) - ANAHEIM 2 vs. DETROIT 1 (OT)

#### LATE GAME HEROICS LEAD TO DUCKS OVERTIME VICTORY

Unable to capitalize on a multitude of scoring chances through 59 minutes, Scott Niedermayer put the Ducks on the board with just 0:48seconds remaining in regulation to tie the game at one-all and send it into overtime...Teemu Selanne and Chris Pronger collected the assists on the game-tying goal...the Ducks recorded eight shots on goal in the opening overtime session, with the last shot resulting in Selanne's game-winning goal 11:57 into the period...J.S. Giguere won his eighth postseason contest and 12th career OT game, stopping 36-of-37 shots...the Ducks recorded a power play goal for the second consecutive game...Brad May recorded a game-high four shots on goal.

PP: 1-5 PK: 7-7 SF: 26 SA: 37 TOI: C. Pronger (35:46) Three Stars: 1. Cleary 2. Giguere 3. Franzen

### GAME 4 (May 17, 2007) - ANAHEIM 5 vs. DETROIT 3

#### DUCKS RECEIVE SCORING CONTRIBUTIONS FROM MANY TO HOLD OFF DETROIT, 5-3

Five different Ducks scored goals in a game that was very close until Rob Niedermayer tapped in an empty net goal 18:52 into the third period...Corey Perry set the tone of the game by scoring an unassisted goal early, just 1:37 into the opening session...Ric Jackman scored a power play goal in his NHL playoff debut...Teemu Selanne gave the Ducks a 3-1 lead going into the second period...after the Red Wings evened the score in the second, Ryan Getzlaf scored what would prove to be the game-winning goal just 5:24 into the third...Selanne picked up two assists in addition to his goal for his first three-point game of the 2007 playoffs...Francois Beauchemin also collected two assists while logging a team-high 34:29 TOI...Travis Moen, Scott Niedermayer, Todd Marchant and Getzlaf all earned single assists...the club scored two power play goals for the fourth time in the postseason...J.S. Giguere stopped 36-of-39 shots for his seventh postseason win.

PP: 2-5 PK: 4-6 SF: 23 SA: 39 TOI: F. Beauchemin (34:29) Three Stars: 1. Getzlaf 2. Selanne 3. Beauchemin

### GAME 3 (May 15, 2007) - ANAHEIM 0 vs. DETROIT 5

#### DUCKS SHUT OUT FOR THE FIRST TIME IN POSTSEASON

The Ducks were unable to battle back from a two-goal deficit after the first period, giving up three more goals and were shut out for the first time in the postseason since Game Seven of the Stanley Cup Finals on June 9, 2003 vs. NJ...the club successfully killed 8-of-9 Detroit power plays...J.S. Giguere stopped 10-of-13 shots on goal before Ilya Bryzgalov came on in relief, stopping 13-of-15 shots...Corey Perry had a team-high four shots on goal, while Todd Marchant won seven-of-11 faceoffs (63%).

PP: 0-4 PK: 8-9 SF: 29 SA: 28 TOI: F. Beauchemin (29:41) Three Stars: 1. Holmstrom 2. Filppula 3. Marchant

### GAME 2 (May 13, 2007) - ANAHEIM 4 vs. DETROIT 3 (OT)

#### DUCKS WIN IN DRAMATIC FASHION AFTER GIVING UP THREE SPECIAL TEAMS GOALS

Scott Niedermayer was again the overtime hero, scoring the game-winning OT goal for the second straight game...the Ducks were on the board in the first, holding a one-goal lead into the second when Rob Niedermayer scored with assists coming from Ryan Getzlaf and Corey Perry...after giving up a SHG halfway through the second, Andy McDonald put the Ducks on top again, with Perry adding his second assist the night along with a helper from Chris Pronger...Detroit scored two power play goals, as the Ducks came from behind to tie the game at 5:06 in the third with a goal from Travis Moen and a single assist from Samuel Pahlsson...the Ducks had a multitude of scoring chances and at 14:17 into the first OT session, S. Niedermayer found the back of the net with the assists coming from brother Rob and Pahlsson...J.S. Giguere stopped 24-of-27 shots for his 11th career postseason OT win...Francois Beauchemin had a team-leading 37:49 TOI and +3 rating.

PP: 0-5 PK: 5-7 SF: 33 SA: 27 TOI: F. Beauchemin (37:49) Three Stars: 1. S. Niedermayer 2. Lidstrom 3. Getzlaf

### GAME 1 (May 11, 2007) - ANAHEIM 1 vs. DETROIT 2

#### DUCKS CAN'T GET IT DONE WITH FLURRY OF SCORING CHANCES IN THIRD

The Ducks tied the game early in the third period, but after a late-period Red Wings goal, the club was not able to even the score to force overtime...Chris Kunitz recorded his first goal of the postseason at 1:34 of the third, with assists from Ryan Getzlaf and Scott Niedermayer...the Ducks allowed two goals or less in their seventh consecutive game and for the 10th time in 11 playoff contests...J.S. Giguere stopped 17-of-19 shots, allowing two goals or less in each of his seven playoff starts...Chris Pronger had a game-high 32:02 TOI.

PP: 0-7 PK: 2-4 SF: 32 SA: 19 TOI: C. Pronger (32:02) Three Stars: 1. Zetterberg 2. Hasek 3. Lidstrom

# 2007 PLAYOFF STATISTICS & NOTES

## WESTERN CONFERENCE SEMIFINALS

### GAME 5 (May 3, 2007) - ANAHEIM 2 vs. VANCOUVER 1 (2OT)

#### DUCKS CLINCH SERIES WITH THRILLING DOUBLE OVERTIME VICTORY

Scott Niedermayer scored the game-winning OT goal 4:30 into the double overtime session to lift the Ducks over the Canucks and into the Conference Final...the Ducks registered a club postseason-record 63 shots on goal, eclipsing their previous goal set in the 1997 Stanley Cup Playoffs when the club recorded 54 shots on April 24 @ DAL in 5OT...the Ducks scored first when Samuel Pahlsson helped the puck past the crease in a scrum in front of the net...Travis Moen and Rob Niedermayer collected the assists...Anaheim held Vancouver scoreless for over 51 minutes, until they evened the score at one goal a piece...the Ducks recorded a playoff-high 17 and 22 shots on goal in the first and second periods, respectively...after 14 shots in the first overtime session, the Ducks only needed two shots in the second extra period for Niedermayer to score the unassisted goal to close out the series...J.S. Giguere won his third consecutive postseason contest and extended his playoff overtime record to 10-1...the Ducks were perfect on the penalty kill for the second straight game, allowing just one power play goal in the series on 29 Canuck opportunities.

PP: 0-7    PK: 6-6    SF: 63    SA: 27    TOI: S. Niedermayer (41:50)    Three Stars: 1. S. Niedermayer 2. Luongo 3. Getzlaf

### GAME 4 (May 1, 2007) - ANAHEIM 3 vs. VANCOUVER 2 (OT)

#### DUCKS RALLY FROM TWO-GOAL DEFICIT TO BEAT CANUCKS IN OVERTIME

After being shut out for the first two periods, the Ducks rallied to score two goals to tie the game, and win it just 2:07 into the first overtime session...it marked the first time in Ducks playoff history that the club has rallied from a two-goal deficit to win the game... The 2-0 deficit marked the first time in Ducks playoff history the team rallied from two goals down to win...over the last five regular seasons, Vancouver has a record of 77-1-1 when leading by two or more goals at home during the third period...Travis Moen recorded the OT goal, the first game-winning OT goal in his postseason career...Chris Pronger continued to provide offense for the Ducks by scoring the club's first goal in the third period and added a helper on the second...Teemu Selanne scored his third goal of the postseason...Samuel Pahlsson collected two assists, while Brad May, Chris Kunitz and Scott Niedermayer added single assists...the Ducks were perfect on the penalty kill, allowing only one power play goal throughout the entire Conference Semifinal series...J.S. Giguere recorded his ninth career postseason OT victory, stopping 24-of-26 shots.

PP: 0-8    PK: 3-3    SF: 30    SA: 26    TOI: C. Pronger (32:08)    Three Stars: 1. Moen 2. Morrison 3. Pronger

### GAME 3 (April 29, 2007) - ANAHEIM 3 vs. VANCOUVER 2

#### DUCKS HANG ON TO ONE-GOAL LEAD IN VICTORY AT GM PLACE

Corey Perry scored the game-winning goal 7:51 into the third period, as the Ducks defense held strong throughout the last 12 minutes of the game to ensure a Ducks victory, giving them a 2-1 lead on the series...Dustin Penner recorded his second goal of the postseason just three minutes into the game...after Vancouver tied the game late in the first, Francois Beauchemin put the Ducks up by a goal again on an Anaheim power play goal...Chris Pronger added two assists, both on the power play...Perry, Chris Kunitz and Andy McDonald each provided support with a single assist...the Ducks successfully killed off seven-of-eight Canucks power plays...J.S. Giguere was once again tough in net, stopping 26-of-28 shots for his third postseason win.

PP: 2-5    PK: 7-8    SF: 24    SA: 26    TOI: C. Pronger (28:37)    Three Stars: 1. Perry 2. D. Sedin 3. Giguere

### GAME 2 (April 27, 2007) - ANAHEIM 1 vs. VANCOUVER 2 (2OT)

#### VANCOUVER WINS GOALTENDER DUEL IN DOUBLE OVERTIME

Vancouver scored the game-winning OT goal 7:49 into the second overtime session...after a scoreless first period, Travis Moen evened the score in the second after an early-period Vancouver goal...Teemu Selanne and Samuel Pahlsson provided the assists...the Ducks successfully killed all five Vancouver power plays, marking the third consecutive game the Ducks have been perfect on the PK...J.S. Giguere stopped 47-of-49 shots, allowing only one goal in regulation...he snapped his OT shutout streak at 197:52, which was the longest OT playoff minute shutout streak in NHL history, dating back to Apr. 10, 2003 in the CQF vs. DET...Roberto Luongo stopped all 13 Ducks overtime shots to lead the Canucks to the OT victory.

PP: 0-7    PK: 5-5    SF: 44    SA: 49    TOI: F. Beauchemin (41:14)    Three Stars: 1. Luongo 2. Cowan 3. S. Niedermayer

### GAME 1 (April 25, 2007) - ANAHEIM 5 vs. VANCOUVER 1

#### TOP LINE PROVIDES SCORING FLURRY AS THE DUCKS JUMP OUT TO AN EARLY SERIES LEAD

After giving up an early Vancouver goal, the Ducks scored three goals to seal the victory, gaining a 1-0 series lead on Vancouver... Andy McDonald recored his first career hat trick (regular or postseason) and his first career four-point postseason game (3-1=4)...it was the club's second hat trick in playoff history and second four-point game in playoff history (also Joffrey Lupul 4-0=4 points, Game 3 CSF vs. COL, 5/9/06)... Teemu Selanne scored a goal and recorded an assist, while Ryan Getzlaf (1-1=2) scored a goal for the second consecutive game...Chris Kunitz collected three assists, his first three-point game in the postseason, marking the first time in club history a player had three assists in a single period in the playoffs...Chris Pronger, Dustin Penner, Corey Perry and Kent Huskins all recorded single assists...J.S. Giguere stopped 26-of-27 shots for his second 2007 postseason victory...the Ducks recorded at least one power play goal for the fifth consecutive contest.

PP: 2-9    PK: 7-7    SF: 37    SA: 27    TOI: C. Pronger (32:57)    Three Stars: 1. McDonald 2. Kunitz 3. Selanne

# 2007 PLAYOFF STATISTICS & NOTES

## WESTERN CONFERENCE QUARTERFINALS

### GAME 5 (April 19, 2007) - ANAHEIM 4 vs. MINNESOTA 1

#### DUCKS ADVANCE TO CONFERENCE SEMIFINALS FOR SECOND CONSECUTIVE SEASON

The Ducks held the Wild to only one goal to clinch the series and advance to the Western Conference Semifinals...Chris Pronger put the Ducks on the board just over a minute into the opening period, adding an assist on a later goal...Ryan Getzlaf, Corey Perry and Travis Moen each scored a goal, with Perry's goal being the first of his postseason career...Scott Niedermayer, Samuel Pahlsson, and Dustin Penner collected two assists each in the victory...Pronger extended his point streak (2-4=6) to four games, scoring a goal for the second consecutive game...J.S. Giguere collected his first win of the postseason, stopping 26-of-27 shots, good for his 19th career playoff win...the Ducks scored a power play goal in the fourth consecutive postseason contest, while killing all five Wild power plays, allowing only two power play goals in the series...Anaheim recorded a series-high 39 shots on goal.

PP: 1-4      PK: 5-5      SF: 39      SA: 27      TOI: F. Beauchemin (28:32)      Three Stars: 1. Pronger 2. Perry 3. Pahlsson

### GAME 4 (April 17, 2007) - ANAHEIM 1 @ MINNESOTA 4

#### WILD FIND SCORING TOUCH IN THIRD PERIOD TO EXTEND THE SERIES

Minnesota scored three unanswered goals in the third period for their first victory of the series, 4-1...Chris Pronger scored a goal from the blue line on a power play attempt early in the second period to give the Ducks an early 1-0 victory...Ryan Getzlaf and Scott Niedermayer collected the assists...the Wild evened the score on a Pierre-Marc Bouchard goal late in the second before Marian Gaborik, Brian Rolston and Mark Parrish scored a goal each in the third...Ilya Bryzgalov stopped 32-of-36 shots in the loss with J.S. Giguere coming on in relief of Bryzgalov, stopping all four shots he faced...the Ducks scored a power play goal in the third consecutive postseason contest.

PP: 1-4      PK: 6-7      SF: 29      SA: 40      TOI: C. Pronger (30:53)      Three Stars: 1. Rolston 2. Backstrom 3. Boogaard

### GAME 3 (April 15, 2007) - ANAHEIM 2 @ MINNESOTA 1

#### BRYZGALOV CONTINUES STELLAR PLAY AS DUCKS TAKE 3-0 SERIES LEAD

The Ducks held the Wild scoreless until 19:21 into the third period, winning the third game of the series, 2-1...Andy McDonald put the Ducks on the board with a power play goal 16:05 into the first and Rob Niedermayer scored mid-way through the third, which would prove to be the eventual game-winner...Chris Pronger collected the assist on both goals...Ilya Bryzgalov stopped 19-of-20 shots, marking the sixth time he has allowed one-goal-or-less in a postseason contest...the Ducks successfully killed 4-of-5 Wild power plays, allowing the only Minnesota PPG of the series.

PP: 1-4      PK: 4-5      SF: 19      SA: 20      TOI: C. Pronger (30:51)      Three Stars: 1. R. Niedermayer 2. Pronger 3. Veilleux

### GAME 2 (April 13, 2007) - ANAHEIM 3 vs. MINNESOTA 2

#### DUCKS WIN SPECIAL TEAMS BATTLE OVER WILD, 3-2

All three Ducks goals were scored by the special teams squads...Francois Beauchemin gave the Ducks the early lead on a power play shot from the blue line...Beauchemin scored once again on the power play in the second, with assists coming from Ryan Getzlaf and Teemu Selanne...Getzlaf scored what proved to be the game-winner with 1:17 remaining in the second on a short-handed opportunity... his shorthanded goal was only the club's fifth SHG in club postseason history...Travis Moen collected two assists in the game, while Samuel Pahlsson and Chris Pronger earned an assist each...Ilya Bryzgalov stopped 30-of-32 shots for his eighth career postseason win (8-4).

PP: 2-4      PK: 6-6      SF: 25      SA: 32      TOI: S. Niedermayer (30:40)      Three Stars: 1. Beauchemin 2. Getzlaf 3. Bryzgalov

### GAME 1 (April 11, 2007) - ANAHEIM 2 vs. MINNESOTA 1

#### SOLID DEFENSE PAYS OFF AS DUCKS EDGE WILD, 2-1

After a scoreless first period, the Wild held a 1-0 lead 9:52 into the second when Pavol Demitra scored a goal on assists from Marian Gaborik and Kurtis Foster...Teemu Selanne evened the score four minutes later on a pass from Francois Beauchemin...with just over five minutes remaining in the game, Dustin Penner scored his fourth career postseason goal, which would prove to be the game-winner...Ryan Getzlaf and Corey Perry collected the assists...15-of-18 Ducks recorded at least one shot on goal throughout the game...Ilya Bryzgalov stopped 24-of-25 shots for his seventh career postseason win (7-4), marking the fifth time he has allowed one-goal-or-less in a postseason contest.

PP: 0-3      PK: 4-4      SF: 34      SA: 25      TOI: C. Pronger (30:39)      Three Stars: 1. Selanne 2. Pronger 3. Pahlsson

# 2006 PLAYOFF STATISTICS & NOTES

POS	NO.	PLAYER	GP	TOI	G	A	PTS	+/-	PIM	PP	SH	GW	OT	S	PCTG
R	13	Teemu Selanne	16	17:55	6	8	14	0	6	1	0	2	0	53	11.3
C	22	Todd Marchant	16	17:33	3	10	13	14	14	0	0	0	0	26	11.5
R	15	Joffrey Lupul	16	16:43	9	2	11	9	31	1	0	1	1	62	14.5
D	27	Scott Niedermayer	16	28:53	2	9	11	1	14	1	1	1	0	48	4.2
R	76	*Dustin Penner	13	13:15	3	6	9	10	12	0	0	0	0	41	7.3
D	23	*Francois Beauchemin	16	27:26	3	6	9	0	11	3	0	0	0	35	8.6
C	19	Andy McDonald	16	16:33	2	7	9	0	10	2	0	0	0	48	4.2
L	38	*Chris Kunitz	16	12:30	3	5	8	1-	8	0	0	0	0	34	8.8
C	51	*Ryan Getzlaf	16	15:49	3	4	7	3-	13	2	0	1	0	38	7.9
D	24	Ruslan Salei	16	22:08	3	2	5	10	18	0	0	1	0	27	11.1
D	21	Sean O'donnell	16	16:43	2	3	5	8	23	0	0	1	1	10	20.0
C	26	Samuel Pahlsson	16	17:06	2	3	5	2	18	0	0	2	0	22	9.1
L	12	Jeff Friesen	16	11:14	3	1	4	1-	6	0	0	0	0	15	20.0
C	44	Rob Niedermayer	16	19:35	1	3	4	1-	10	1	0	0	0	24	4.2
D	5	Vitaly Vishnevski	16	13:40	0	4	4	2	10	0	0	0	0	8	.0
R	61	*Corey Perry	11	9:32	0	3	3	4-	16	0	0	0	0	14	.0
L	32	Travis Moen	9	8:25	1	0	1	1	10	0	0	0	0	5	20.0
R	17	Jonathan Hedstrom	3	16:57	0	1	1	0	2	0	0	0	0	1	.0
G	35	J Giguere	6	53:03	0	0	0	0	0	0	0	0	0	0	.0
G	30	*Ilja Bryzgalov	11	59:54	0	0	0	0	2	0	0	0	0	0	.0
L	29	Todd Fedoruk	12	8:19	0	0	0	1-	16	0	0	0	0	12	.0
D	33	Joe Dipenta	16	11:34	0	0	0	1	13	0	0	0	0	5	.0

NO.	GOALTENDER	GPI	MINS	AVGW	L	EN	SO	GA	SA	SV%	G	A	PIM
30	Ilya Bryzgalov	11	659	1.46	6	4	2	3	16	285	.944	0	0 2
35	J.S. Giguere	6	318	3.40	3	3	0	0	18	132	.864	0	0 0

**GOALTENDING TOTALS**                    **16**   **988**   **2.19**   **9**   **7**   **2**   **3**   **36**   **419**   **.914**

\* Rookie

**DUCKS SET PLAYOFF TEAM MARKS:**

The Ducks set a club record for goals in a playoff season, scoring 46 times in 2006...other notable team records set in 2006 were most goals in a playoff game (6 @ EDM on 5/25), goals in a period (4, twice in 2006), penalty minutes in a playoff season (267) penalty minutes in a series (vs. CGY)...the club also tied the mark for playoff goals in a series (17, vs. CGY; also vs. PHX in 1997).

**ROOKIES MAKE THEIR MARK:**

Of the 128 team points (48-80=128) the Ducks scored during the postseason, Anaheim rookies accounted for 12-25=37 of them (28.9%)...the 37 rookie points were the most in one playoff year since the 1993 Los Angeles Kings had 40 rookie points...of the 16 goals the Ducks scored in the Western Conference Semifinals series versus Colorado, three were scored by rookies and all but three figured a rookie on the score sheet... the last time a team had six rookies play a game in the Conference Finals was the 1991 Boston Bruins (although only one, Jeff Lazaro, played all six games of the series).

**TWO STILL PLAYING:**

Anaheim was the only NHL organization to have both their NHL team and AHL affiliate reach each respective league's conference final...The Portland Pirates clinched the Atlantic Division Final Series, defeating the Hartford Wolfpack four games to two to advance to the Eastern Conference Final, where they fell to the Hershey Bears 4-3.

**SIX IN A ROW:**

With their Western Conference Semifinal series-clinching win in Game 4 (May 11) versus COL, the Ducks tied the franchise record for consecutive playoff victories with six...the record was set during the 2003 postseason from 4/10/03-4/26/03...the Ducks swept Detroit in the conference quarterfinals and won their first two games at Dallas in the conference semifinals.

**13 UNANSWERED:**

The Ducks scored 13 unanswered goals, from Game 6 (May 1) versus Calgary in the Western Conference Quarterfinals to Game 3 (May 9) versus Colorado in the Western Conference Semifinals...the Flames scored at 10:18 of the first period and the Ducks scored 13 goals without allowing a goal against until Dan Hinote scored at 19:33 of the first period in Game 3...The last team to score 13 or more unanswered goals in the postseason was Detroit with 14 from 5/15/95-5/23/95.

# 2006 PLAYOFF STATISTICS & NOTES

## MARCHANT TIES RECORD:

Ducks center Todd Marchant tied the club record for most assists in a playoff game with three in Game 4 (May 25) of the Western Conference Finals at Edmonton...the feat had been accomplished three times previously (Dustin Penner, 5/9/06 @ COL, Steve Rucchin, 4/21/99 @ DET and Petr Sykora, 4/26/03 @ DAL)...his three assists are the first ever recorded by a rookie in a single playoff game in team history.

## NOBODY BEATS THE BRYZ:

Ilya Bryzgalov tied an NHL record with three consecutive shutouts (done five times previously) in Game 7 of the Conference Quarterfinals versus Calgary (May 3), Game 1 (May 5) and Game 2 (May 7) of the Conference Semifinal versus Colorado... In addition Bryzgalov's shutout sequence of 249:15, is the second-longest in NHL postseason history and is the longest ever by a rookie. Gerry McNeil previously held the rookie record at 218:42...Bryzgalov stopped 98 consecutive shots.

## LONGEST SHUTOUT SEQUENCE BY A GOALTENDER IN ONE PLAYOFF YEAR

Streak	Goaltender	Team	Dates
270:08	George Hainsworth	Canadiens	3/28-4/3, 1930
249:15	Ilya Bryzgalov	Ducks	5/3-5/7, 2006
248:35	Dave Kerr	Rangers	3/25-4/6, 1937
248:32	Normie Smith	Red Wings	3/24-28, 1936
218:42	Gerry McNeil	Canadiens	3/27-31, 1951
217:54	J.S. Giguere	Ducks	5/5-16, 2003

## FIRST IN 61 YEARS:

In Game 1 (May 5) versus COL, Ducks goaltender Ilya Bryzgalov became the first rookie to record consecutive shutouts in the playoffs since 1945...the last rookie goaltender to post consecutive shutouts in the postseason was Toronto's Frank McCool in April of 1945...McCool had three consecutive shutouts versus Detroit on April 6, 8 and 12...Bryzgalov tied him for the rookie record.

## ANOTHER ONE FOR BRYZ:

Ilya Bryzgalov is only the fourth rookie goaltender to win all four games of a playoff series sweep...the others are Chicago's Tony Esposito in 1970 vs. Detroit; Montreal's Jacques Plante in 1954 vs. Boston; Montreal's Bill Durnan in the 1944 Stanley Cup Finals versus Chicago.

## BRYZ SHUTS THE DOOR:

Ilya Bryzgalov's shutout in Game 7 (May 3) of the Western Conference Quarterfinals at Calgary was the first shutout by a rookie in a Game 7 since May 15, 1993, when Felix Potvin of Toronto shutout St. Louis...in addition, it was only the third shutout in a Game 7 by a rookie in NHL history as the New York Islanders' Chico Resch was the first goalie to do so in 1975 at Pittsburgh...Bryzgalov led the NHL in GAA (1.46), SV% (.944) and shutouts (3).

## SELANNE WITH ANOTHER DUCK RECORD:

Ducks right wing Teemu Selanne had points in seven straight playoff games (Apr. 23-May 5), scoring 4-5=9 points, tying a club record for longest playoff point streak (also, Dmitri Mironov (0-8=8 points), Apr. 24-May 8, 1997).

## PENNER IN THE FRANCHISE RECORD BOOK:

With three assists in Game 3 (May 9) of the Conference Semifinals versus Colorado, Ducks left wing Dustin Penner tied the franchise record for most assists in a playoff game (done twice previously, Steve Rucchin, 4/21/99 @ DET and Petr Sykora, 4/26/03 @ DAL)...his three assists are the first ever recorded by a rookie in a single playoff game in team history.

## RALLY:

Anaheim's Western Conference Quarterfinal win versus Calgary marked the second time the club has ever rallied from a series deficit to win (also 1997, down 3-2 vs. PHX, won series 4-3).

## DECIDING RECORD:

With their 3-0 victory in Game 7 (May 3) of the Western Conference Quarterfinal at Calgary, the Ducks improved their record in Game 7s to 2-1...the win at Calgary was the Ducks' first series clinching game on the road...in their first ever Game 7 (April 29) versus Phoenix in the 1997 Conference Quarterfinals, the Ducks won 3-0...in Game 7 (June 9) of the 2003 Stanley Cup Finals, the Ducks dropped a 3-0 decision to the New Jersey Devils.

## PERFECT IN GAME 6:

With a 2-1 victory in Game 6 (May 1) in Anaheim, the Ducks extended their perfect record in Game 6s to four games...below is a list:

Date	Series	Opponent Score
May 1, 2006	CQF vs. CGY	W, 2-1
June 7, 2003	SCF vs. NJ	W, 5-2
May 5, 2003	CSF vs. DAL	W, 4-3
April 27, 1997	CQF @ PHX	W, 3-2 (OT)

# 2006 PLAYOFF STATISTICS & NOTES

## TWO FOR THE ROOKIES:

Ducks defenseman Francois Beauchemin's two goals (both PPGs) in Game 3 of the Western Conference Quarterfinals set a club record for goals in a playoff game by a rookie...in addition, he tied the club record for most goals in a playoff game (eight times previously), most goals by a defenseman in a playoff game (J.J. Daigneault, Game 2 of CQF, April 18, 1997) and most power play goals in a playoff game (Adam Oates, Game 4 of WCF, May 16, 2003)...Dustin Penner tied the record with two goals in Game 4 (May 25) of the Western Conference Finals.

## OH WHAT A NIGHT:

In Game 3 (May 9) at Colorado in the Western Conference Semifinals, Joffrey Lupul scored all four of the Ducks goals, including the game-winner in overtime...in doing so, he became the first player in NHL playoff history to score four goals, including the overtime winner...the four-goal game was the first ever by a Ducks player in the postseason or regular season...he's the first player to account for all four of his team's goals in a win since Maurice "Rocket" Richard did so on March 23, 1944...the feat had been accomplished twice previously...prior to Lupul's four goals, the last player to score four goals in a playoff game was Theo Fleury on May 13, 1995 for the Flames in a 6-4 win over San Jose...below is a list of players to account for all four of their teams goals:

## PLAYERS TO SCORE 4+ GOALS, ACCOUNTING FOR ALL HIS TEAM'S GOALS (NHL PLAYOFF HISTORY)

DATE	TEAMS	GOALS
05/09/2006	ANA 4 vs COL 3	Joffrey Lupul 4 (win)
04/26/1993	NYI 4 at WAS 6	Ray Ferraro 4 (loss)
04/10/1986	CHI 4 vs TOR 6	Denis Savard 4 (loss)
03/23/1944	MTL 5 vs TOR 1	Rocket Richard 5 (win)
03/22/1919	MTL 4 at SEA 2	Newsy Lalonde 4 (win)

## LUPUL REWRITING THE BOOK:

Ducks right wing Joffrey Lupul became the first Ducks player to score four goals in a playoff or regular season game...in addition, Lupul broke the playoff record for goals in a series; he had six in four games in the Western Conference Semifinal series versus Colorado (Paul Kariya and Teemu Selanne each had five goals in the 1997 Conference Quarterfinals versus Phoenix, seven games)...he has also eclipsed the record for goals in a playoff season with nine (seven was the previous record, done three times: Paul Kariya and Teemu Selanne in 1997, 11 games; and Steve Rucchin, 2003, 21 games)...his three-game goal streak (6-0=6) from May 7-11, is the longest goal streak in club playoff history.

## 2006 WESTERN CONFERENCE FINAL

### Game 5 (May 27, 2006) – ANAHEIM 1 vs. EDMONTON 2

#### OILERS TAKE SERIES

Francois Beauchemin scored the Ducks lone goal in a 2-1 Edmonton win...Scott Niedermayer and Teemu Selanne assisted on the power play goal...Niedermayer (0-3=3 points) and Selanne (1-3=4 points) each ended the 2006 Stanley Cup Playoffs with three-game assist streaks...J.S. Giguere stopped 23-of-the-25 shots he faced...the Ducks went 1-11 on the power play.

PP: 1-8 PK: 6-7 SF: 46 SA: 23 TOI: S. Niedermayer (29:16)

### GAME 4 (May 25, 2006) - ANAHEIM 6 @ EDMONTON 3

#### DUCKS SCORE A PLAYOFF TEAM RECORD SIX GOALS WIN

Dustin Penner and Joffrey Lupul each scored two goals for the Ducks in their 6-3 win over Edmonton...Ryan Getzlaf added a goal and an assist...Todd Marchant chipped in with three assists...Ruslan Salei scored the game winning goal...Teemu Selanne, Andy McDonald, Scott Niedermayer, Sean O'Donnell and Samuel Pahlsson all registered single assists...J.S. Giguere made the start in goal and made 20 saves in the win...Marchant (1-4=5), Penner (2-1=3), Lupul (2-1=3), Getzlaf (1-2=3), Selanne (1-2=3), O'Donnell (1-1=2), S. Niedermayer (0-2=2) and McDonald (0-2=2) all extended their respective point streaks to two games...Anaheim has outshot Edmonton in each game of this series.

PP: 1-8 PK: 6-7 SF: 46 SA: 23 TOI: S. Niedermayer (29:16)

### GAME 3 (May 23, 2006) - ANAHEIM 4 @ EDMONTON 5

#### DUCKS BATTLE BACK BUT COME UP SHORT

Anaheim battled back from a 4-0 deficit but came up short in a 5-4 loss to Edmonton...Teemu Selanne and Todd Marchant each recorded a goal and an assist...Sean O'Donnell and Chris Kunitz also scored goals for the Ducks...Andy McDonald, Dustin Penner, Vitaly Vishnevski, Ryan Getzlaf, Joffrey Lupul and Scott Niedermayer all recorded single assists...Ilya Bryzgalov made the start in goal for Anaheim and stopped 17 shots...the Ducks have out shot the Oilers in every game of the series...

PP: 0-7 PK: 6-8 SF: 38 SA: 22 TOI: Beauchemin (33:17)

### GAME 2 (May 21, 2006) - EDMONTON 3 @ ANAHEIM 1

#### ROLOSON SHINES AS OILERS TAKE 2-0 SERIES LEAD

Dwayne Roloson stopped 33 of the 34 shots he faced as the Oilers beat the Ducks 3-1...Jeff Friesen scored the Ducks' goal on assists from Samuel Pahlsson and Rob Niedermayer...Ilya Bryzgalov made 22 saves in goal for Anaheim.

PP: 0-5 PK: 2-3 SF: 34 SA: 25 TOI: S. Niedermayer (29:13)



# 2006 PLAYOFF STATISTICS & NOTES

## GAME 1 (May 19, 2006) - EDMONTON 3 @ ANAHEIM 1

### OILERS SNAP DUCKS WINNING STREAK

Edmonton's second period power play goal broke a 1-1 tie and the Oilers added an empty net goal to beat Anaheim 3-1...Andy McDonald scored the Ducks lone goal on assists from Francois Beauchemin and Scott Niedermayer...Ilya Bryzgalov stopped 23 of 25 shots in goal...S. Niedermayer extended his assist streak (0-2=2 points) to two games...McDonald extended his point streak (1-1=2 points) to two games.

PP: 1-8 PK: 4-5 SF: 32 SA: 26 TOI: S. Niedermayer (27:46)

## 2006 WESTERN CONFERENCE SEMIFINALS

## GAME 4 (May 11, 2006) - ANAHEIM 4 @ COLORADO 1

### DUCKS SWEEP AVS TO ADVANCE TO THE CONFERENCE FINALS

Ilya Bryzgalov stopped 40-of-41 shots and Todd Marchant added two goals as the Ducks defeated the Avalanche 4-1 to advance to the conference finals...Marchant's two goals set a career playoff high and with an assist, his three points (2-1=3) are also a career playoff high...Dustin Penner added a goal and an assist to extend his assist streak (1-5=6) to three games, his goal was his first career NHL playoff game...Teemu Selanne also scored for the Ducks...Scott Niedermayer, Chris Kunitz, Andy McDonald, Joffrey Lupul and Sean O'Donnell all added single assists...Lupul's assist extended his point streak (6-1=7) to four games...Marchant's assist pushed his point streak (2-4=6 points) to three games...O'Donnell has an assist in each of the last two games...for the six consecutive game the Ducks did not allow a power play goal against.

PP: 0-3 PK: 5-5 SF: 34 SA: 41 TOI: S. Niedermayer (25:54)

## GAME 3 (May 9, 2006) - ANAHEIM 4 @ COLORADO 3 (OT)

### DUCKS TAKE 3-0 LEAD ON LUPUL'S RECORD FOUR GOALS

The Ducks extended their winning streak to five games as they defeated the Avalanche 4-3 in overtime in Game 3...Joffrey Lupul scored all four of the Ducks goals...Lupul is the first Duck to score four goals in any game, including playoffs and regular season...in addition, Lupul set a club record for most goals in a playoff series, giving him six this round (previously five, held by Paul Kariya and Teemu Selanne vs. Phoenix in the first round in 1997)...Dustin Penner tied a club record for most assists in a playoff game with three (0-3=3)...Lupul extended his goal streak (6-0=6) to three games...Ilya Bryzgalov's scoreless minute streak was snapped at 249:15, the second longest in NHL playoff history...Bryzgalov stopped 26-of-the-29 shots he faced, including five in overtime...Vitaly Vishnevski, Todd Marchant and Sean O'Donnell all recorded single assists...Marchant (0-3=3) and Penner (0-4=4) each extended their respective assist streaks to two games.

PP: 0-5 PK: 8-8 SF: 39 SA: 29 TOI: F. Beauchemin (35:16)

## GAME 2 (May 7, 2006) - COLORADO 0 @ ANAHEIM 3

### DUCKS TAKE 2-0 LEAD AS BRYZGALOV POSTS THIRD STRAIGHT SHUTOUT

For the third game in a row, Ilya Bryzgalov recorded a shutout tying an NHL record for consecutive shutouts in the playoffs...with the shutout, Bryzgalov extended his scoreless minutes streak to 229:42, the fourth longest in NHL history...in addition, he has stopped 92 consecutive shots...Ryan Getzlaf, Ruslan Salei and Joffrey Lupul all scored for the Ducks...Todd Marchant recorded two assists...Scott Niedermayer, Chris Kunitz and Dustin Penner all collected single assists...the Ducks have scored 13 unanswered goals and killed the last 23 penalties against successfully...Lupul extended his goal streak (2-0=2 points) to two games...Kunitz (1-2=3 points) and Getzlaf (1-1=2) both extended their point streaks to two games...Penner's assist was his first career playoff point...for the fourth consecutive game, the Ducks did not allow a power play goal.

PP: 1-6 PK: 6-6 SF: 35 SA: 22 TOI: F. Beauchemin (27:18)

## GAME 1 (May 5, 2006) - COLORADO 0 @ ANAHEIM 5

### DUCKS BRYZGALOV POSTS SECOND STRAIGHT SHUTOUT AS DUCKS TAKE SERIES LEAD

With a 5-0 shutout victory over Colorado, the Ducks tied a club record for most goals scored in a playoff game...in addition, the Ducks have scored 10 unanswered goals, dating back to Game 6 (May 1) versus Calgary in the Western Conference Quarterfinals...the Ducks four second-period goals also set a club playoff record for most goals in a game...Ilya Bryzgalov became the first rookie goaltender to record consecutive shutouts since 1945...with 1-2=3 points, Teemu Selanne extended his point streak (4-5=9) to seven games...Chris Kunitz added 1-1=2 points, establishing a playoff single game career high...Samuel Pahlsson, Teemu Selanne, Joffrey Lupul and Travis Moen all scored goals for the Ducks...Francois Beauchemin collected two assists...Jeff Friesen, Rob Niedermayer and Ryan Getzlaf all collected single assists...Friesen extended his point streak (1-1=2) to two games...Moen's goal was his first career playoff goal/point.

PP: 1-5 PK: 5-5 SF: 34 SA: 29 TOI: F. Beauchemin (25:35)

## 2006 WESTERN CONFERENCE QUARTERFINALS

## GAME 7 (May 3, 2006) - ANAHEIM 3 @ CALGARY 0

### DUCKS SHUTOUT FLAMES TO CLINCH SERIES

Ilya Bryzgalov stopped all 22 shots he faced as the Ducks shutout the Flames 3-0 to advance to the Western Conference Semifinals...the shutout was the first of Bryzgalov's career...Teemu Selanne (GWG), Ruslan Salei and Jeff Friesen all scored goals for the Ducks...with an assist, Salei set a single-game playoff career high in points (1-1=2)...Andy McDonald and Teemu Selanne also recorded single assists...Francois Beauchemin led all skaters in TOI.

PP: 0-2 PK: 4-4 SF: 32 SA: 22 TOI: F. Beauchemin (29:50)

# 2006 PLAYOFF STATISTICS & NOTES

## GAME 6 (May 1, 2006) - CALGARY 1 @ ANAHEIM 2

### DUCKS GET LATE THIRD PERIOD GOAL TO FORCE GAME 7

Scott Niedermayer scored with 5:27 left in regulation to give the Ducks a 2-1 victory over Calgary and force Game 7...Teemu Selanne also scored for the Ducks...Andy McDonald, Chris Kunitz, Corey Perry and Ryan Getzlaf all registered single assists for the Ducks...Ilya Bryzgalov stopped 21-of-the-22 shots he faced for his first career playoff victory...Selanne extended his scoring streak (2-3=5) to five games...McDonald pushed his point streak (1-3=4) to three games...S. Niedermayer once again led all skater in TOI with 30:38.

PP: 1-9      PK: 5-5      SF: 30      SA: 22      TOI: S. Niedermayer (30:38)

## GAME 5 (April 29, 2006) - ANAHEIM 2 @ CALGARY 3

### DUCKS RALLY BUT CAN'T GET EQUALIZER

Anaheim scored two third period goals to rally but came up short and lost to Calgary 3-2...Rob Niedermayer scored with 33 seconds remaining to pull the Ducks within one goal...Andy McDonald scored his first career playoff goal to put the Ducks on the board...Francois Beauchemin collected two assists...Teemu Selanne and Samuel Pahlsson each collected single assists...JS Giguere made the start in goal for Anaheim and stopped 5 of 8 shots in 20:39 of play...Ilya Bryzgalov stopped all 19 shots he faced in 36:44 of relief.

PP: 2-6      PK: 3-4      SF: 28      SA: 27      TOI: S. Niedermayer (27:47)

## GAME 4 (April 27, 2006) - CALGARY 2 @ ANAHEIM 3 (OT)

### DUCKS TIE SERIES ON O'DONNELL'S OT WINNER

Sean O'Donnell scored at 1:36 into overtime as the Ducks won 3-2 and tied the series at 2-2...O'Donnell's goal was his first career playoff game winning goal...Ryan Getzlaf and Teemu Selanne also scored for the Ducks...Getzlaf's goal was his first career NHL playoff goal and Selanne's was his first of this postseason...Andy McDonald collected two assists for his first career playoff points...Corey Perry, Vitaly Vishnevski, Scott Niedermayer and Chris Kunitz all registered single assists...JS Giguere made the start in goal for the Ducks and stopped 25-of-27 shots in the win while extending his playoff OT scoreless streak to 170:03...Travis Moen and Dustin Penner each made their NHL Stanley Cup Playoff debut...S. Niedermayer extended his assist streak (1-3=4) to three games...Selanne extended his point streak (1-2=3) to three games and Perry pushed his assist streak (0-2=2) to two games.

PP: 1-7      PK: 6-6      SF: 30      SA: 27      TOI: S. Niedermayer (29:24)

## GAME 3 (APRIL 25, 2006) - CALGARY 5 @ ANAHEIM 2

### FLAMES SCORE THREE ON POWER PLAY TO DOWN DUCKS

Calgary scored three power play goals as they defeated the Ducks 5-2 in Game 3...Francois Beauchemin scored both of the Ducks goals, both on the power play...the goals were the first of Beauchemin's NHL playoff career...Scott Niedermayer assisted on each of the goals...Corey Perry and Teemu Selanne both collected single assists...Perry's assist was his first career NHL playoff point...S. Niedermayer (1-2=3), Beauchemin (2-1=3) and Selanne (0-2=2) extended their respective point streaks to two games...the loss snapped the Ducks seven-game home winning streak, the last time the Ducks lost a home playoff game was Game 3 (April 28) of the 2003 CSF.

PP: 3-7      PK: 2-9      SF: 29      SA: 24      TOI: S. Niedermayer (28:50)

## GAME 2 (APRIL 23, 2006) - ANAHEIM 4 @ CALGARY 3

### DUCKS TIE UP SERIES

Four different Ducks scored as Anaheim evened the series 1-1...Samuel Pahlsson scored the game winning goal...Chris Kunitz, Scott Niedermayer (SHG) and Joffrey Lupul all scored for the Ducks...Kunitz and Lupul each recorded their first playoff goal/point...JS Giguere made the start in goal and stopped 22 shots en route to the win...Francois Beauchemin, Teemu Selanne, Ruslan Salei, Todd Marchant and Jonathan Hedstrom all collected single assists for the Ducks...with their respective assists, Beauchemin and Hedstrom each recorded their first playoff point...Marchant has recorded an assist in each of the Ducks' playoff games.

PP: 0-6      PK: 10-12      SF: 20      SA: 25      TOI: S. Niedermayer (29:25)

## GAME 1 (APRIL 21, 2006) - ANAHEIM 1 @ CALGARY 2 (OT)

### FLAMES SNAP DUCKS OT WIN STREAK

Darren McCarty scored at 9:45 into overtime as the Flames beat the Ducks 2-1, snapping the Ducks seven-game playoff overtime winning streak...Jeff Friesen scored his 16th career playoff goal, his first as a Duck...Rob Niedermayer and Todd Marchant had the assists...Ilya Bryzgalov stopped 28 of the 30 shots he faced in goal in his first career playoff start...the Ducks outshot the Flames, 34-30 and won 53% of the faceoffs...Byrzgalov, Joffrey Lupul, Jonathan Hedstrom, Andy McDonald, Francois Beauchemin, Joe DiPenta, Chris Kunitz, Ryan Getzlaf and Corey Perry all made their NHL playoff debuts...Scott Niedermayer led all skaters in TOI with 32:03.

PP: 0-5      PK: 5-5      SF: 34      SA: 30      TOI: S. Niedermayer (32:03)

# 2003 PLAYOFF STATISTICS & NOTES

POS	NO.	PLAYER	GP	TOI	G	A	PTS	+/-	PIM	PP	SH	GW	OT	S	PCTG
C	77	Adam Oates	21	19:15	4	9	13	2	6	3	0	1	0	18	22.2
R	39	Petr Sykora	21	18:38	4	9	13	3	12	1	0	2	2	58	6.9
L	9	Paul Kariya	21	21:14	6	6	12	0	6	0	0	1	1	53	11.3
L	12	Mike Leclerc	21	19:01	2	9	11	3	12	1	0	2	1	55	3.6
C	20	Steve Rucchin	21	23:34	7	3	10	-2	2	1	0	2	1	46	15.2
C	44	Rob Niedermayer	21	23:34	3	7	10	-5	18	0	2	0	0	41	7.3
R	32	Steve Thomas	21	15:12	4	4	8	2	8	2	0	3	1	40	10.0
D	8	Sandis Ozolinsh	21	23:37	2	6	8	8	10	0	0	1	0	39	5.1
L	23	Stanislav Chistov	21	13:21	4	2	6	4	8	0	0	1	0	33	12.1
C	26	Samuel Pahlsson	21	16:40	2	4	6	1	12	0	0	0	0	24	8.3
D	24	Ruslan Salei	21	26:05	2	3	5	3	26	0	0	1	1	33	6.1
L	10	Jason Krog	21	12:10	3	1	4	3	4	0	0	0	0	23	13.0
D	3	Keith Carney	21	26:39	0	4	4	3	16	0	0	0	0	26	0.0
D	28	Niclas Havelid	21	25:41	0	4	4	0	2	0	0	0	0	29	0.0
D	34	Kurt Sauer	21	20:44	1	1	2	3	6	0	1	1	0	8	12.5
C	11	Marc Chouinard	15	7:16	1	0	1	1	0	0	0	0	0	11	9.1
R	21	Dan Bylsma	11	9:44	0	1	1	3	2	0	0	0	0	12	0.0
G	35	J.S. Giguere	21	67:00	0	1	1	0	0	0	0	0	0	0	0.0
D	5	Vitaly Vishnevski	21	10:01	0	1	1	-3	6	0	0	0	0	8	0.0
D	2	Fredrik Olausson	1	3:19	0	0	0	0	0	0	0	0	0	0	0.0
L	14	Cam Severson	1	2:24	0	0	0	0	0	0	0	0	0	0	0.0
G	29	Martin Gerber	2	10:01	0	0	0	0	0	0	0	0	0	0	0.0
L	22	Alexei Smirnov	4	4:21	0	0	0	0	2	0	0	0	0	3	0.0
R	18	Patric Kjellberg	10	10:30	0	0	0	-2	0	0	0	0	0	6	0.0

POS	NO.	GOALTENDER	GPI	MINS	AVG	W	L	T	EN	SO	GA	SA	SV %
G	35	J.S. Giguere	21	1407	1.62	15	6	-	1	5	38	697	.945
G	29	Martin Gerber	2	20	3.00	0	0	-	0	-	1	6	.833

<b>TOTALS</b>	<b>21</b>	<b>1428</b>	<b>1.68</b>	<b>15</b>	<b>6</b>	<b>-</b>	<b>1</b>	<b>5</b>	<b>40</b>	<b>704</b>	<b>.943</b>
---------------	-----------	-------------	-------------	-----------	----------	----------	----------	----------	-----------	------------	-------------

\* Rookie

### Ducks Capture First Western Conference Championship:

The Ducks finished the 2003 playoffs with a record of 15-6, recording the highest winning percentage in the NHL (.714)...the Ducks had a 9-1 record at home during the playoffs, second only to New Jersey's 12-1 mark...Anaheim swept the Minnesota Wild to win the Western Conference Championship, advancing to the Stanley Cup Finals for the first time in club history...the Ducks became the second post 1990's expansion team to reach the Finals, following the Florida Panthers in 1996 (vs. Colorado)...since the NHL assumed control of the Stanley Cup Finals after the 1926 season, the Ducks were only the fourth team in league history from the Pacific Time Zone to reach the Finals (Vancouver in 1994 and 1982, Los Angeles in 1993).

### Team Defense Leads To NHL Record:

The Ducks set an NHL record in their Western Conference Finals series vs. Minnesota, allowing the fewest goals against in a best-of-7 series by allowing just a single marker to the Wild...Andrew Brunette scored at 4:37 of the first period in Game Four to notch the first Minnesota goal...the 1935 Toronto Maple Leafs and 1952 Detroit Red Wings each surrendered two goals in four-game series.

### Overtime Magic For Ducks in 2003:

The Ducks went 7-0 in overtime in the 2003 playoffs, becoming the first team in NHL playoff history to go undefeated in OT when playing in at least six such contests...the seven consecutive overtime wins was second only to the 1993 Canadiens (10) for consecutive OT wins during one playoff season (Montreal finished 10-1 in OT)... Anaheim was the first team in NHL history to win four games in overtime in their first six postseason contests (Ducks were also the sixth team in NHL history to PLAY in four OT games in the first six playoff contests)...the Ducks also became the first team since the 1994 Vancouver Canucks (April 26-30) to win three straight playoff games in overtime (no team has ever won four straight)...the Ducks won three straight spanning Game 4 of the conference Quarter-Finals (Apr. 16) and Games 1 & 2 of the conference Semi-Finals (Apr. 24-26)...the Ducks had six different goal scorers in the seven overtime games (Sykora had two; Kariya, Rucchin, Leclerc, Thomas and Salei had one).

### Ducks Take Care Of Business At Home:

The Ducks finished 9-1 at home in the playoffs, including seven-straight home wins to end the postseason (second longest of '03 playoffs, behind New Jersey's eight)...the club's only loss was a 2-1 setback to Dallas in Game 3 of the Conf. Semifinals...the Ducks earned a record of 3-1 in Game 3, 4-0 in Game Four and 2-0 in Game 6...the club out-scored the opposition 26-to-13 at home this postseason...the Ducks allowed one-goal-or-fewer on five occasions.

# 2003 PLAYOFF STATISTICS & NOTES

## Taking The Toughest Path:

The Ducks became the first team in NHL history to knock off the top two conference seeds in the first two rounds of the playoffs (NHL began re-seeding following each playoff round in 1998-99)...the Ducks defeated the Stanley Cup Champion Detroit Red Wings 4-0 in the first round and the #1 seeded Dallas Stars 4-2...the 1995-96 Panthers knocked off No. 1 and No. 2 seeds (Philly and Pittsburgh) in conference Semi-Finals and Finals.

## Games One And Two Have Road Winners:

The ANAHEIM DUCKS were the first team in NHL history to win the first two games on the road in three consecutive series...the Ducks took the first two games in Detroit, Dallas & Minnesota before losing the first two in New Jersey in the Finals.

## STANLEY CUP FINALS

### 5/27/03 Anaheim 0 @ New Jersey 3

Anaheim was shutout in the playoffs for the third time in franchise history...Jean-Sebastien Giguere and the Ducks saw their five-game winning streak end...the Devils third goal was an empty-netter at 19:38 of the third period.

PP: 0-2      PK: 1-1      SF: 16      SA: 30

### 5/29/03 Anaheim 0 @ New Jersey 3

The Devils scored two second period goals and did not allow an Anaheim marker in a 3-0 win at Continental Airlines Arena...the Ducks were led in shots by Ruslan Salei, who had three...Anaheim won 63.3% of the game's faceoffs, going 38-for-60 on the night.

PP: 0-3      PK: 3-4      SF: 16      SA: 25

### 5/31/03 New Jersey 2 @ Anaheim 3 (OT)

Ruslan Salei's shot beat Martin Brodeur at 6:59 of the first overtime period and the Ducks won 3-2 at the Arrowhead Pond...Sandis Ozolinsh (1-1=2) and Marc Chouinard also scored for the Ducks in the second period...Jean-Sebastien Giguere posted an assist on Ozolinsh's goal, while Adam Oates had a helper on his fourth straight overtime goal by the Ducks.

PP: 0-2      PK: 4-4      SF: 33      SA: 31

### 6/2/03 New Jersey 0 @ Anaheim 1 (OT)

Steve Thomas scored just 39 seconds into overtime to give the Ducks their second consecutive victory and even the series 2-2...J.S. Giguere posted his fifth shutout of the 2003 Playoffs...Samuel Pahlsson and Sandis Ozolinsh each had assists.

PP: 0-1      PK: 3-3      SF: 26      SA: 26

### 6/5/03 Anaheim 3 @ New Jersey 6

The Ducks scored first and twice tied the score, but the Devils won 6-3 at Continental Airlines Arena...Petr Sykora scored a goal 42 seconds into the game...Steve Rucchin and Samuel Pahlsson also had goals for the Ducks...New Jersey scored the game's final three goals...Adam Oates, Paul Kariya, Rob Niedermayer and Keith Carney each had single assists...the Ducks had one power play compared with the Devils four opportunities.

PP: 0-1      PK: 4-4      SF: 23      SA: 37

### 6/7/03 New Jersey 2 @ Anaheim 5

The Ducks scored a team playoff record five goals in a game, including three in the first period to win 5-2 in Game 6 at the Arrowhead Pond...Steve Rucchin scored the game's first two goals, while Steve Thomas, Paul Kariya (1-2=3) and Petr Sykora (1-2=3) also lit the lamp...Mike Leclerc, Rob Niedermayer, Keith Carney, Adam Oates, Stanislav Chistov and Niclas Havelid each had single assists...the Ducks moved their all-time record to 3-0 in Game 6 of the playoffs.

PP: 2-8      PK: 2-3      SF: 24      SA: 28

### 6/9/03 Anaheim 0 @ New Jersey 3

The Ducks' tremendous playoff RUN ended in a 3-0 defeat in Game 7...Michael Rupp scored the game-winner in the second period and Jeff Friesen added two goals...Martin Brodeur stopped 24 shots in the win, while Conn Smythe winner Jean-Sebastien Giguere made 22 saves for Anaheim.

PP: 0-1      PK: 2-2      SF: 24      SA: 25

## WESTERN CONFERENCE FINALS

### 5/10/03 Anaheim 1 @ Minnesota 0 (2OT)

Petr Sykora scored his second overtime goal of the playoffs and Jean-Sebastien Giguere earned his second shutout of the postseason as the Ducks won 1-0 at Xcel Energy Center...Mike Leclerc and Adam Oates had the assists on Sykora's game-winning goal...Minnesota had five power plays compared with the Ducks one man-advantage.

PP: 0-1      PK: 5-5      SF: 26      SA: 39

# 2003 PLAYOFF STATISTICS & NOTES

## 5/12/03 Anaheim 2 @ Minnesota 0

The Ducks used two shorthanded goals and a second consecutive shutout to go up 2-0 in the best-of-seven series...in the process the Ducks became the first team in NHL history to go 6-0 on the road in Games 1 & 2 of the first three rounds...Jean-Sebastien Giguere stopped all 24 shots he faced...Kurt Sauer scored the first game-winning goal of his career...Rob Niedermayer added an insurance marker in he third period...each goal in the game came shorthanded for the first time in NHL playoff history (games where 2-or-more goals have been scored)...Steve Rucchin and Dan Bylsma each had single assists.

PP: 0-3      PK: 3-3      SF: 22      SA: 24

## 5/14/03 Minnesota 0 @ Anaheim 4

Jean-Sebastien Giguere and the Ducks earned their third consecutive shutout, and Paul Kariya scored two goals to match a career playoff high... Steve Rucchin scored the game-winner in the first period, while Stanislav Chistov tallied his fourth of the postseason...Adam Oates and Petr Sykora each had two assists...Mike Leclerc, Rob Niedermayer, Vitaly Vishnevski and Samuel Pahlsson each had single assists.

PP: 0-4      PK: 4-4      SF: 32      SA: 35

## 5/16/03 Minnesota 1 @ Anaheim 2

The Ducks swept their second team of the Stanley Cup Playoffs (also Detroit) with a 2-1 win at the Pond...Adam Oates scored two power play goals and Jean-Sebastien Giguere stopped 24-of-25 shots...Mike Leclerc had two assists...Rob Niedermayer and Niclas Havelid also had assists... the Ducks scored multiple power play goals for the first time in the postseason.

PP: 2-3      PK: 3-4      SF: 28      SA: 25

## WESTERN CONFERENCE SEMIFINALS

### 4/24/03 Anaheim 4 @ Dallas 3 (5OT)

Petr Sykora scored the game-winning goal in the fifth overtime period (48 seconds into the frame) as the Ducks took Game 1 @ American Airlines Arena...the game was the fourth longest in NHL history (140:48)...Steve Rucchin, Rob Niedermayer (shorthanded) and Jason Krog were the other goal scorers for Anaheim...Keith Carney logged a team-high 56:20 TOI and a game-high 83 shifts...Mike Leclerc earned two assists, including one of the GWG...Sandis Ozolinsh, Ruslan Salei and Adam Oates also had helpers...J.S. Giguere became the first goaltender to post two 60-save performances in a single playoff season.

PP: 0-3      PK: 3-3      SF: 54      SA: 63

### 4/26/03 Anaheim 3 @ Dallas 2 (OT)

Mike Leclerc scored his first career playoff goal at 1:44 of the first overtime period to give the Ducks a 2-0 lead on the Stars...Petr Sykora had an assist on each of the Ducks goals for his first career three-assist playoff game...Adam Oates scored a power play goal and had an assist...Paul Kariya had two assists...Rob Niedermayer scored to tie the score and force overtime at 18:51 of the third period.

PP: 1-6      PK: 1-2      SF: 27      SA: 31

### 4/28/03 Dallas 2 @ Anaheim 1

Steve Rucchin netted his third goal of the playoffs in the first period to forge a tie, but Dallas scored the game's final goal at 3:41 of the second period and won 2-1 at the Arrowhead Pond...Paul Kariya and Niclas Havelid each had assists on Rucchin's power play marker...Jean-Sebastien Giguere stopped 30-of-32 shots on net.

PP: 1-4      PK: 3-4      SF: 32      SA: 32

### 4/30/03 Dallas 0 @ Anaheim 1

Mike Leclerc scored his second game-winning goal in three games with a power play marker at 18:13 of the third period and Jean-Sebastien Giguere posted his first career playoff shutout in the 1-0 at the Arrowhead Pond...the Ducks took a 3-1 lead in the best-of-seven series...Sandis Ozolinsh and Ruslan Salei each had assists on the goal.

PP: 1-5      PK: 0-5      SF: 22      SA: 28

### 5/3/03 Anaheim 1 @ Dallas 4

Anaheim lost to Dallas 4-1 with Paul Kariya scoring the lone Anaheim marker...Ruslan Salei and Steve Thomas each had single assists...Martin Gerber relieved JS Giguere in the third period and faced his first playoff shots, stopping 5-of-6 in 20 minutes of play.

PP: 0-6      PK: 2-2      SF: 15      SA: 25

### 5/5/03 Dallas 3 @ Anaheim 4

Sandis Ozolinsh (1-1=2) scored the game-winning goal at 18:54 of the third period to give the Ducks a series-clinching 4-3 victory over Dallas at the Arrowhead Pond...Steve Thomas scored 1-2=3 points, including the first goal of the game...Stanislav Chistov and Ruslan Salei each had goals as well...Steve Rucchin, Jason Krog, Samuel Pahlsson and Mike Leclerc each had single assists.

PP: 1-3      PK: 2-3      SF: 26      SA: 29

# 2003 PLAYOFF STATISTICS & NOTES

## WESTERN CONFERENCE QUARTERFINALS

### 4/10/03 Anaheim 2 @ Detroit 1 (3OT)

Jean-Sebastien Giguere stopped 63 shots and Paul Kariya scored the triple-overtime game-winning goal in the third extra session as Anaheim took a 1-0 series lead over Detroit with a 2-1 win...Adam Oates scored a first-period goal for the Ducks after Brendan Shanahan started the game's scoring with a power play marker for Detroit...Niclas Havelid and Steve Rucchin had assists on Kariya's game winner, while Mike Leclerc and Kurt Sauer had helpers on the Oates goal...Giguere's 63 saves were the most by a netminder making his Stanley Cup Playoff debut.

**PP: 0-4**      **PK: 3-4**      **SF: 44**      **SA: 64**

### 4/12/03 Anaheim 3 @ Detroit 2

Steve Thomas (1-1=2) and Jason Krog both scored late third period goals to give the Ducks a 3-2 win at Joe Louis Arena and a 2-0 lead in the best of seven series...Stanislav Chistov started the game's scoring with a goal in the first period...Rob Niedermayer had two assists...Samuel Pahlsson and Sandis Ozolinsh also had single assists...Jean Sebastien Giguere stopped 34 -of-36 shots he faced.

**PP: 0-3**      **PK: 2-2**      **SF: 23**      **SA: 36**

### 4/14/03 Detroit 1 @ Anaheim 2

Stanislav Chistov scored the game-winning goal in the third period after Samuel Pahlsson scored the game's first goal as the Ducks won 2-1 at the Arrowhead Pond...Chistov also earned an assist on Pahlsson's goal...J.S. Giguere stopped 36-of-37 shots to earn his third straight win and his third straight #1 star selection.

**PP: 0-3**      **PK: 3-4**      **SF: 26**      **SA: 37**

### 4/16/03 Detroit 2 @ Anaheim 3 (OT)

Steve Rucchin scored the overtime game-winning goal at 6:53 of the first extra session to seal a 4-0 series win for the Ducks...Paul Kariya and Jason Krog were the other goal scorers for the Ducks...Keith Carney earned two assists, including the set-up on Rucchin's game-winner... Petr Sykora, Adam Oates and Rob Niedermayer each had single assists.

**PP: 0-4**      **PK: 4-4**      **SF: 27**      **SA: 34**

# 1999 PLAYOFF STATISTICS & NOTES

POS	NO.	PLAYER	GP	G	A	PTS	+/-	PIM	PP	SH	GW	GT	S	PCTG
R	8	Teemu Selanne	4	2	2	4	-1	2	1	0	0	0	7	28.6
L	9	Paul Kariya	3	1	3	4	0	0	0	0	0	0	11	9.1
C	20	Steve Rucchin	4	0	3	3	0	0	0	0	0	0	10	.0
L	16	Marty McInnis	4	2	0	2	-1	2	2	0	0	0	12	16.7
D	2	Fredrik Olausson	4	0	2	2	-4	4	0	0	0	0	6	.0
D	23	Jason Marshall	4	1	0	1	-1	10	1	0	0	0	5	20.0
C	39	Travis Green	4	0	1	1	-4	4	0	0	0	0	12	.0
D	7	Pavel Trnka	4	0	1	1	-3	2	0	0	0	0	2	.0
D	34	Dan Trebil	1	0	0	0	0	2	0	0	0	0	0	.0
G	35	*Tom Askey	1	0	0	0	0	0	0	0	0	0	0	.0
C	22	*Johan Davidsson	1	0	0	0	0	0	0	0	0	0	0	.0
L	12	*Mike Leclerc	1	0	0	0	0	0	0	0	0	0	1	.0
L	32	Stu Grimson	3	0	0	0	0	30	0	0	0	0	0	.0
D	24	Ruslan Salei	3	0	0	0	-4	4	0	0	0	0	5	.0
D	5	Kevin Haller	4	0	0	0	-1	2	0	0	0	0	7	.0
G	31	Guy Hebert	4	0	0	0	0	0	0	0	0	0	0	.0
L	33	Jim Mckenzie	4	0	0	0	-2	4	0	0	0	0	5	.0
R	17	Tomas Sandstrom	4	0	0	0	-2	4	0	0	0	0	9	.0
C	18	Ted Drury	4	0	0	0	-6	0	0	0	0	0	4	.0
R	19	Jeff Nielsen	4	0	0	0	-6	2	0	0	0	0	7	.0
D	4	Jamie Pushor	4	0	0	0	-3	6	0	0	0	0	6	.0
C	14	*Antti Aalto	4	0	0	0	0	2	0	0	0	0	0	.0
C	11	Matt Cullen	4	0	0	0	-2	0	0	0	0	0	6	.0

NO.	GOALTENDER	GP	MIN	GAA	W-L	EN	SO	GA	SHOTS	SV%	G	A	PIM
35	*Tom Askey	1	30	4.00	0-1	0	0	2	11	.818	0	0	0
31	Guy Hebert	4	208	4.33	0-3	0	0	15	124	.879	0	0	2

<b>TEAM TOTALS</b>	<b>4</b>	<b>240</b>	<b>4.25</b>	<b>0-4</b>	<b>0</b>	<b>0</b>	<b>17</b>	<b>135</b>	<b>.874</b>	<b>0</b>	<b>0</b>	<b>2</b>
--------------------	----------	------------	-------------	------------	----------	----------	-----------	------------	-------------	----------	----------	----------

\* = Rookie

## A Second Appearance in the Postseason:

The Ducks finished the regular season with a 35-34-13 mark for 83 points, finishing sixth in the Western Conference. The Detroit Red Wings finished 43-32-7 for 93 points in the regular season, finishing third in the Western Conference. The two clubs met in the first round of the 1999 NHL Playoffs; the Ducks' second appearance in the post-season and the second playoff meeting in three years between Anaheim and Detroit. The Red Wings won the series four games to none, ending the Ducks' season with a 3-0 win @ Anaheim on Apr. 27. Teemu Selanne (2-2=4) and Paul Kariya (1-3=4) led Anaheim in playoff scoring. Marty McInnis co-led the team in goals with two power play tallies (tying with Selanne). Steve Yzerman led the Red Wings with 5-2=7 points in the series, including three power play goals. Brendan Shanahan (3-3=6), Sergei Fedorov (1-5=6) and Nicklas Lidstrom (0-6=6) all had six points in the four games. Chris Osgood was 4-0 with a 1.50 GAA in the series.

### April 21, 1999 - Anaheim 3 @ Detroit 5

Paul Kariya (1-2=3) and Steve Rucchin (0-3=3) earned three-point games each for the Ducks in a 5-3 Detroit win...Marty McInnis (first career playoff goal) scored the first goal of the game on the power play and Teemu Selanne netted a goal in the third...Rucchin's three assists were a Ducks playoff record...Guy Hebert left the game midway through the second period after getting hit in the head and was relieved by Tom Askey, who stopped nine-of-11 shots in his NHL playoff debut.

### April 23, 1999 - Anaheim 1 @ Detroit 5

Teemu Selanne scored Anaheim's lone goal on the power play from Paul Kariya and Fredrik Olausson...three of Detroit's five scores came with the man-advantage, going 3-of-9 on the evening.

### April 25, 1999 - Detroit 4 @ Anaheim 2

Sergei Fedorov scored the first goal of the game early in the first period before Marty McInnis and Jason Marshall (first career playoff goal) scored to put the Ducks ahead by a 2-1 score...both clubs went 2-for-6 on the power play and finished with 24 shots on goal.

### April 27, 1999 - Detroit 3 @ Anaheim 0

Chris Osgood stopped all 31 shots he faced in a 3-0 win, clinching the series for the Red Wings...Detroit outshot Anaheim 38-31. Paul Kariya missed the contest with a broken left foot, suffered late in Game Three.

# 1997 PLAYOFF STATISTICS & NOTES

POS	NO.	PLAYER	GP	G	A	PTS	+/-	PIM	PP	SH	GW	GT	S	PCTG
L	9	Paul Kariya	11	7	6	13	-2	4	4	0	1	1	61	11.5
D	15	Dmitri Mironov	11	1	10	11	0	10	1	0	0	0	36	2.8
R	8	Teemu Selanne	11	7	3	10	-3	4	3	0	1	0	38	18.4
D	36	J.J. Daigneault	11	2	7	9	-6	16	1	0	1	0	24	8.3
L	23	Brian Bellows	11	2	4	6	-7	2	1	0	0	0	36	5.6
C	20	Steve Rucchin	8	1	2	3	-2	10	0	0	0	0	8	12.5
C	17	Jari Kurri	11	1	2	3	2	4	0	0	0	0	18	5.6
R	14	Joe Sacco	11	2	0	2	-4	2	0	0	0	0	20	10.0
D	33	Dave Karpa	8	1	1	2	-2	20	0	0	1	0	13	7.7
C	54	*Sean Pronger	9	0	2	2	0	4	0	0	0	0	7	.0
D	29	*Darren Van Impe	9	0	2	2	-3	16	0	0	0	0	11	.0
L	16	Warren Rychel	11	0	2	2	-2	19	0	0	0	0	16	.0
C	13	Ted Drury	10	1	0	1	-2	4	0	0	0	0	17	5.9
D	28	Jason Marshall	7	0	1	1	1	4	0	0	0	0	3	.0
D	34	*Daniel Trebil	9	0	1	1	-6	6	0	0	0	0	10	.0
L	22	Ken Baumgartner	11	0	1	1	0	11	0	0	0	0	0	.0
C	32	Richard Park	11	0	1	1	-2	2	0	0	0	0	10	.0
L	27	*Mike Leclerc	1	0	0	0	0	0	0	0	0	0	0	.0
R	21	*Igor Nikulin	1	0	0	0	0	0	0	0	0	0	1	.0
C	12	Kevin Todd	4	0	0	0	-3	2	0	0	0	0	3	.0
G	35	M. Shtalenkov	4	0	0	0	0	2	0	0	0	0	0	0
G	31	Guy Hebert	9	0	0	0	0	0	0	0	0	0	0	.0
D	2	Bobby Dollas	11	0	0	0	-2	4	0	0	0	0	10	.0
C	24	Mark Janssens	11	0	0	0	-3	15	0	0	0	0	13	.0

NO.	GOALTENDER	GP	MIN	GAA	W-L	EN	SO	GA	SHOTS	SV%	G	A	PIM
31	Guy Hebert	9	534	2.02	4-4	1	1	18	255	.929	0	0	0
35	M. Shtalenkov	4	211	2.84	0-3	1	0	10	162	.938	0	0	2

<b>TEAM TOTALS</b>	<b>11</b>	<b>747</b>	<b>2.41</b>	<b>4-7</b>	<b>2</b>	<b>1</b>	<b>30</b>	<b>419</b>	<b>.928</b>	<b>0</b>	<b>0</b>	<b>2</b>
--------------------	-----------	------------	-------------	------------	----------	----------	-----------	------------	-------------	----------	----------	----------

\* = Rookie

### Franchise Firsts:

A few of the Ducks playoff "firsts" from the club's first-ever playoff game on April 16, 1997 vs. Phoenix: 1st Playoff Goal - Teemu Selanne (8:57 of 1st - pp); 1st Assists - J.J. Daigneault & Paul Kariya; 1st Win - Guy Hebert; 1st Penalty - Warren Rychel (x-check)...Guy Hebert recorded the club's first-ever playoff shutout in Game 7 (Apr. 29, 1997), giving Anaheim its first-ever playoff series win.

### Playoff League Leaders:

Paul Kariya ranked T-12th in playoff scoring and T-12th in goals with 7-6=13 pts. Kariya also ranked T-2nd in power play goals with 4...Dmitri Mironov ranked T-3rd among defensemen scoring with 1-10=11 pts. Mironov's 10 assists ranked T-9th in overall assists...J.J. Daigneault ranked T-8th among defensemen scoring with 1-8=9 pts...Teemu Selanne ranked T-12th in goals with 7.

### Playing the Eventual Champs Tough:

Anaheim was eliminated from the 1997 Playoffs by the eventual Stanley Cup Champion Detroit Red Wings in the Western Conference Quarterfinals, 4-0. The Ducks extended the Red Wings to overtime in three of those contests, including one double overtime game and one triple overtime game. Two of those overtime games came at Detroit. Guy Hebert and Mikhail Shtalenkov combined for a 2.45 GAA and .942 SV%. Only St. Louis had a better GAA (2.18) vs. Detroit in the postseason, while Anaheim was tops in save percentage vs. the Wings. The Ducks converted 36.4% of their power plays in the series - highest vs. Detroit in the playoffs.



# 2015-16 ANAHEIM DUCKS TEAM PHOTO



**FRONT ROW (L-R):** John Gibson, Executive Vice President/COO Tim Ryan, Senior Vice President of Hockey Operations David McNab, Executive Vice President/General Manager Bob Murray, Owner Henry Samueli, Ryan Kesler, Ryan Getzlaf, Corey Perry, Owner Susan Samueli, CEO Michael Schulman, Director of Player Personnel Rick Paterson, Head Coach Bruce Boudreau and Frederik Andersen.

**SECOND ROW:** Vice President of Human Resources Jay Scott, CFO Bill Foltz, Vice President/COO Anaheim Arena Management Kevin Starkey, Assistant Coach Rich Preston, Goaltending Consultant Dwayne Roloson, Sami Vatanen, Kevin Bieksa, Cam Fowler, Andrew Cogliano, Assistant Coach Trent Yawney, Assistant Coach Paul MacLean, Assistant to the General Manager Dave Baseggio, Vice President/CMO Aaron Teats and Vice President – The Rinks Art Trottier.

**THIRD ROW:** Assistant Equipment Manager Chris Aldrich, Equipment Manager Doug Shearer, Video Coordinator Joe Piscotty, David Perron, Jakob Silfverberg, Hampus Lindholm, Josh Manson, Rickard Rakell, Nate Thompson, Brandon Pirri, Strength and Conditioning Coach Mark Fitzgerald, Head Athletic Trainer Joe Huff and Assistant Athletic Trainer Mike Hannegan.

**BACK ROW:** Equipment Assistant Jeff Tyni, Ryan Garbutt, Jamie McGinn, Nick Ritchie, Korbinian Holzer, Clayton Stoner, Simon Despres, Chris Stewart, Shawn Horcoff, Mike Santorelli, Physical Therapist Kevin Taylor and Massage Therapist James Partida.



## Ready for the puck drop.

With enough cargo space for even the biggest fans, the Pilot Elite is ready for anything.



**HONDA**

Official Vehicle of the NHL®