

DEDICATION


DUCKS HOCKEY

2010-11
ANAHEIM DUCKS
MEDIA GUIDE

Redressed for success

The Hilton Anaheim has stylishly Redressed the Convention Center. With more than 1,000 sleek guestrooms and suites, and almost 100,000 square feet of contemporary meeting and event space, MIX Restaurant and Lounge is the newest popular spot for pre and post game gatherings, just minutes from Honda Center. The restaurant features an extensive variety of imaginative dishes created from some of the finest organic and natural ingredients available in the region, while the lounge offers creative drink specials and delicious desserts in an open, lively, yet comfortable, setting.

Let our team of hospitality professionals plan your next meeting, elegant social event, or vacation stay.



Hilton
Anaheim

TABLE OF CONTENTS

STAFF DIRECTORY	3	PLAYER PERSONNEL	128
MEDIA INFORMATION	5	SYRACUSE CRUNCH	129
FRONT OFFICE BIOGRAPHIES	6	TEAM HISTORY	133
COACHES	18	FINAL STATISTICS (YEAR-BY-YEAR)	180
ANAHEIM DUCKS STAFF	30	ALL-TIME TRANSACTIONS	191
BROADCASTING INFORMATION	36	COACHES & CAPTAINS	204
HONDA CENTER & TICKET INFORMATION	40	DRAFT HISTORY	233
THE RINKS	42	RECORDS	239
COMMUNITY INVOLVEMENT	46	PLAYOFFS	255
CITY OF ANAHEIM	50	OPPONENTS	288
PLAYER BIOGRAPHIES	51	NHL ON-ICE OFFICIALS	317
IN THE SYSTEM	96	HOCKEY INFORMATION	318
FUTURE DUCKS	120	2010-11 SCHEDULE	320



ANAHEIM DUCKS 2010-11 MEDIA GUIDE

Chief Editor

Steve Hoem

Writers

Alex Gilchrist & Lauren O’Gorman

Contributing Writers/Editorial Assistance

Adam Brady, Jesse Bryson, Maureen Nyeholt,
Kyle Shohara, Merit Tully, Wendy Yamagishi

Photography

Robinson & Associates, Getty Images

Design

Mike Chavez

Printed by

Ben Franklin Press, Inc. • Tempe, AZ

COPYRIGHT © 2010 ANAHEIM DUCKS

The information contained in this publication was compiled by the Anaheim Ducks and is provided as a courtesy to our fans and the media and may be used only for personal or editorial purposes. Any commercial use of this information is prohibited without the prior written consent of the Anaheim Ducks Hockey Club, LLC.

All NHL and team insignias depicted in this publication are the property of NHL Enterprises, Inc. and the respective teams and may not be reproduced for commercial purposes without the prior written consent of NHL Enterprises, Inc.



IN MEMORIAM

Dr. Jeffrey Pulver

1952-2010



CLUB DIRECTORY



Honda Center

2695 East Katella Ave., Anaheim, CA 92806

Administrative Offices: 714/940-2900

Main Club FAX: 714/940-2953

Ticket Information: 1-877-WILD-WING

Website: AnaheimDucks.com

EXECUTIVE MANAGEMENT

Owners.....	Henry and Susan Samuelli
Chief Executive Officer.....	Michael Schulman
Executive Vice President/General Manager.....	Bob Murray
Executive Vice President/Chief Operating Officer.....	Tim Ryan
Senior Vice President of Hockey Operations.....	David McNab
Chief Financial Officer/Vice President of Finance.....	Doug Heller
Vice President of Human Resources.....	Jay Scott
Vice President of Operations, Anaheim Arena Management.....	Kevin Starkey
Vice President of Multi-Media & Community Development.....	Aaron Teats
Vice President of Sales and Marketing.....	Bob Wagner
Vice President of Finance, Anaheim Arena Management.....	Angela Wergechik
Senior Manager of Hockey Operations.....	Maureen Nyeholt
Executive Assistant to the Executive	
Vice President/COO.....	Cheryl Gorman
Executive Assistant to the Vice President of Sales and Marketing.....	Janet Conley

COACHING STAFF

Head Coach.....	Randy Carlyle
Assistant Coach.....	Dave Farrish
Assistant Coach.....	Mike Foligno
Goaltending Consultant.....	Pete Peeters
Video Coordinator.....	Joe Trotta
Strength & Conditioning Coach.....	Sean Skahan

HOCKEY CLUB OPERATIONS

Director of Player Personnel.....	Rick Paterson
Director of Amateur Scouting.....	Martin Madden
Director of Player Development.....	Alain Chaineay
Scouting Staff.....	David Baseggio, Glen Cochrane, Jeff Crisp, Jan-Ake Danielson, Casey Hankinson, Konstantin Krylov, Matt Laatsch, Kevin Murray, Jim Pappin, Jim Sandlak
Manager of Hockey Operations.....	Ryan Lichtenfels
Coordinator of Minor League Hockey Operations.....	Jillian Samuelli
Video Scouting Analyst.....	Joe Piscotty
Head Athletic Trainer.....	Tim Clark
Assistant Athletic Trainer.....	Rick Burrill
Massage Therapist.....	James Partida
Equipment Manager.....	Doug Shearer
Assistant Equipment Manager.....	Chris Aldrich
Equipment Assistant.....	Chris Kincaid
Hockey Ops Intern.....	Keith Shattenkirk
Medical Director.....	Dr. Craig Milhouse
Team Physician.....	Dr. Orr Limpisvasti
Oral Surgeon.....	Dr. Bao-Thy Grant

SYRACUSE CRUNCH (AHL) STAFF

Assistant General Manager.....	Bob Ferguson
Head Coach.....	Mark Holick
Assistant Coach.....	Mike Stapleton

Equipment Manager.....	Rodney Blachford
Assistant Equipment Manager.....	Matt Brayfield
Athletic Trainer.....	Joe Huff
Strength Consultant.....	Mark Powell

BROADCASTING DEPARTMENT

Television, FSN Prime Ticket (Cable), KDOC-TV.....	John Ahlers, Brian Hayward
Radio, KLAAM 830 & Anaheim Ducks Radio Network.....	Steve Carroll, Dan Wood
Host/Producer.....	Kent French
Broadcasting Coordinator.....	Tiffany Frish

COMMUNICATIONS DEPARTMENT

Director of Media & Communications.....	Alex Gilchrist
Media & Communications Managers.....	Steve Hoem, Lauren O'Gorman
Media & Communications Intern.....	Kyle Shohara
Game Night Communications Staff.....	Chelsea Lawson, Lisa Parris, Courtney Strayer, Larry Woodard

COMMUNITY RELATIONS DEPARTMENT

Director of Community Relations.....	Wendy Yamagishi
Community Relations Managers.....	Jesse Bryson, Jennifer Walker
Community Relations Intern.....	Vanessa Heavens

ENTERTAINMENT DEPARTMENT

Editor/Producer.....	Rich Cooley
Entertainment Manager.....	Chris Brown
Arena Vision Editor/Producer.....	Davin Maske
Producer.....	Peter Uvalle
Associate Producer.....	Gabriel Suarez
Production Coordinator.....	Sarah Montecinos

FAN DEVELOPMENT DEPARTMENT

Director of Fan Development.....	Matt Savant
Senior Manager of Fan Development, School & Education Programs.....	Joseph Hwang
Fan Development Manager.....	Champ Baginski
Fan Development Coordinator.....	Mike Hermosa
Fan Development Intern.....	Paige Fuller

FINANCE, HUMAN RESOURCES, INFORMATION TECHNOLOGY & LEGAL DEPARTMENTS

General Counsel.....	Bernard Schneider
Controller.....	Melody Martin
IT Manager.....	Mike Wing
Human Resources Managers.....	Wendy Mulhall, Donna Vass
Financial Analyst.....	Rosanna Sitzman
Accountant.....	Audrey Hodges
Payroll Supervisor.....	Regina Terrana
IT Associates.....	Nate Gardner, Troy Naragon
Human Resources Coordinator.....	Lisa Monson
Accounting Assistant.....	Rob Dumlao
Accounting Clerk.....	Linda Dubois
Assistant General Counsel.....	Katie Rodin

CLUB DIRECTORY

CORPORATE PARTNERSHIPS

Director of Corporate Partnerships.....Greg Rieber
Director of Corporate Partnership Activation.....Alex Anderson
Corporate Sales Managers.....Greg Geffs, Mark Hermanson,
Greg Morrison, Matt Wiech
Sales Manager.....Robert Flanigan
Naming and Title Rights Manager.....Rachel Kaizoji
Manager of Corporate Partnership Activation.....Erin Ogawa
Media Sales Coordinator.....Randy Bernabe
Corporate Partnership Activation Coordinator.....Jennifer Boris
Research Analyst.....Tim Diener

MARKETING DEPARTMENT

Director of Marketing.....Tracie Jones
Senior Manager of Signature Programs & Events.....Kris Loomis
Senior Media & Marketing Manager.....Adam Mendelsohn
Marketing Managers.....Jesse Chatfield, Ryan Spillers
Signature Programs & Events Manager.....Jamie Minkler
Senior Designer.....Mariana Stooepen
Junior Designer.....Patrick Boykin
Marketing Coordinators.....Cindy Iwami,
Ryan Johnson, Colleen MacKinnon

PUBLICATIONS & NEW MEDIA

Director of Publications & New Media.....Adam Brady
Publications & New Media Coordinator.....Matt Vevoda
Social Media Producer.....Neil Horowitz

PREMIUM SALES & SERVICE DEPARTMENT

Director of Premium Sales & Service.....Jim Panetta
Premium Account Executives.....Mark Eggering,
Geoff Matthews, Timothy Thompson
Premium Services Manager.....Jana Cannavo
Premium Services Coordinator.....Ariana Zamora
Premium Office Coordinator.....Amelia Hedges

TICKETING DEPARTMENT

Manager of Ticket Operations.....James Bakken
Assistant Ticketing Manager.....Jonas Calicdan
Assistant Manager, Premium Ticketing.....Gina Bulgheroni
Season Ticketing Representative.....Eric Ogawa
Premium Ticketing Representative...Robert Slaby, John Watson
Group Ticketing Representative.....Kameron Kwok

TICKET SALES AND

CUSTOMER SERVICE DEPARTMENT

Director of Ticket Sales & Service.....Lisa Johnson
Senior Manager of Season & Group Sales.....Mike Morrow
Inside Sales Manager.....Graham Siderius
Senior Account Executive, Season Sales.....Justin Sheppard
Group Sales Account Executives.....Terri Awde, Jennifer D'Anna
Jamie Friedrich, Matt Payne

THE RINKS

ANAHEIM AND WESTMINSTER ICE

General Manager.....Art Trotter
Hockey Manager.....Rick Hutchinson
Skating Manager.....John Saitta
Supervisor/Lead.....George Estrada, Darryl Racca,
Stacy Witt, Tony Witt, Phil Zamora
Operations Coordinator.....Jill Herzog
Operations Representative.....Cindy Frazier
Associate.....Joe Keeler

HUNTINGTON BEACH AND CORONA INLINE

General Manager.....Ken Murchison
Operations Coordinator.....Tara Hamilton

Season Sales Account Executives.....Daniel Alvarez,
Casey Haakinson, Kyle Haygood, Nick Moller
Inside Sales Representatives.....Lindsay Allan,
Christopher Gooden, Dustin Parker, Roderick Perry
Season & Group Sales Coordinator.....Brittany James

ANAHEIM ARENA MANAGEMENT, LLC

Director of Booking.....Jo-Ann Armstrong
Director of Events.....Quinn Mackin
Director of Operations.....Brent Mater
Director of Media and Communications.....Merit Tully
Director of Marketing.....Joel Hobson
Director of Ticket Operations.....Mark Neumann
Controller.....James Pearson
Senior Event Manager.....Jason Davis
Event Manager.....Matthew Trout
Event Services Manager.....Marissa Geller
Financial Analyst.....Jennifer Breen
Operations Manager.....Joe Barrett
Operations Office Manager.....Shelly Baker
Parking Manager.....Jeff Grant
Security/Public Safety Manager.....Russell Beecher
Assistant Security Manager.....Jon Hampe
Assistant Box Office Manager.....Gabriel Martinez
Assistant Parking Manager.....Lee Ewert
Assistant Event Services Manager.....Matthew Warwick
Box Office Supervisors.....Elena Buenrostro, Chris Williams
Event Crew Supervisor.....Chris DeLloyd
Maintenance Supervisor.....Tracy Best
Conversion & Janitorial Supervisor.....Charles Boswell
Ice Technician & Day Crew Supervisor.....Joel Francisco
Sound Technician.....Nate Chivers
Technical Services.....Omar Felix
Accountant.....Loree Peevey
Payroll Accountant.....Ana Robles
Marketing Coordinator.....Lauren Voors
Media & Communications Coordinator.....Tracy Richmond
Mail Services Supervisor.....Linda Martinez
Receptionist.....Annabel Findley
Senior Engineer.....Dion Beckton
Engineers.....Jose Argueta, Christopher Cox,
Robert Gibbons, Carlos Rodriguez, Larry Ruffin
Maintenance Technicians.....Alfonso Alvarez, Rafael Jaquez,
Albert Quezada
Public Safety Officers...Nestor Blanco, Chris Evans, Jeff Evans,
Antonio Giordano, George Haro, Paulo Kome,
Jose Larrazolo, Denise Mendrick, Robert Palmieri,
Brandon Rickert, Benjamin Tomas

HUNTINGTON BEACH INLINE

Assistant Hockey Manager.....Ron Alexander
Assistant Manager, Officials & Scorekeepers.....Mike Urbano

CORONA INLINE

Assistant Hockey Manager.....Ben Barrett
Assistant Manager, Officials & Scorekeepers.....Mishka Drury

MISCELLANEOUS

Home Ice.....Honda Center (opened 1993)
Capacity.....17,174
PA Announcer.....Phil Hulett
Team Colors.....Black and Gold with Orange and Silver Accents
Practice Facilities.....Anaheim ICE (300 W. Lincoln Ave.)
& Honda Center (2695 E. Katella Ave.)
Founded.....1993

MEDIA INFORMATION

On behalf of the Anaheim Ducks, welcome to the 2010-11 National Hockey League (NHL) season. We hope to make your job covering the Ducks as easy and pleasant as possible. In order to help you achieve your goals in the most efficient manner, we have a few procedural guidelines of which you should be aware.

Media credentials are issued to working media only. All season and individual game credential holders should enter through the press entrance off Douglass Avenue (Northeast corner of the building). The press entrance and press will-call opens two and one-half hours prior to all games. Credentials are non-transferable, and unauthorized use will subject bearer to ejection from Honda Center and result in a loss of credential privileges.

Season media passes will be issued to recognized newspapers, magazines, television and established radio stations as well as websites affiliated with major broadcast outlets. Requests for credentials must be made on company letterhead. Credentials will be distributed on an individual basis. Season pass holders must notify the communications office of their intentions to cover a game in order to reserve press seating.

Individual game credentials should be requested in writing through the communications department (e-mail or fax) a minimum of 24 hours prior to game time or by 2:00 p.m. Friday for all Saturday or Sunday contests. You can email requests to agilchrist@anaheimducks.com, or fax to 714-940-2925. Pre-arranged passes must be picked up at the press entrance located inside the northeast entrance. Credentials will be issued on an availability-only basis.

Credentials are good for admittance to the arena, press box, press dining room and both locker rooms. We suggest coming to the morning skate if you need an interview before the game. Both teams' locker rooms will open five minutes after the last player has left the ice, following the game's conclusion. Your cooperation is asked in maintaining a working atmosphere. **ABSOLUTELY NO AUTOGRAPHS ALLOWED DURING MEDIA ACCESS PERIODS.**

Interviews that need advance preparation or special accommodation can be arranged by contacting the Ducks communications department. This includes all live television interviews for pre and post-game.

Photo credentials will also be issued in the same manner as other passes, with camera positions assigned by team photographer Debora Robinson; photographers should check in with Debora in the press dining room prior to game time.

Telephones for the working media should be ordered through Shelly Baker with Honda Center at (714) 704-2408.

Facsimile and photocopy services are available by contacting the Ducks communications department prior to the game.

On game days when the Ducks choose to practice, they will take the ice at 10:00 or 10:30 a.m. The visiting team's practice usually starts at 11:30 a.m. Please call the Ducks communications department if there is a question regarding either team's practice schedule. ALL requests for in-between period interviews must be made by the time of the Ducks' skate that morning.

We hope this outline of procedures and guidelines will assist you in your coverage of the Ducks and the National Hockey League at Honda Center for the 2010-11 season. Please don't hesitate to contact us if you need any additional assistance. We look forward to working with you this season.

Sincerely,



Alex Gilchrist
Director, Media & Communications
Anaheim Ducks

HENRY & SUSAN SAMUELI

ANAHEIM DUCKS HOCKEY CLUB, LLC & ANAHEIM ARENA MANAGEMENT, LLC



Susan Samuelli was born and raised in Los Angeles, CA. She earned a B.S. in Mathematics from UC Berkeley in 1972. From 1972 to 1985 she was with IBM Corporation, where she worked initially as a software programmer in the Federal Systems Division, Westlake Village, CA, and then as a Systems Engineer in the National Marketing Division, Los Angeles, CA, providing technical marketing and sales support for IBM's mid-range computer systems. In 1985 she left IBM and focused her energy on raising her children, at which time she developed a keen interest in alternative health care. She developed an active consulting practice in the areas of nutrition, homeopathy, and Chinese herbs and subsequently received a Ph.D. degree in nutrition from the American Holistic College of Nutrition in 1993 and a diploma in Homeopathy from the British Institute of Homeopathy in 1994.

Henry Samuelli was born in Buffalo, NY and grew up in Los Angeles, CA. He earned a B.S., M.S. and Ph.D. in Electrical Engineering from UCLA in 1975, 1976 and 1980, respectively. From 1980-1985, he worked in the defense industry and held various engineering and management positions in the Electronics and Technology Division of TRW, Inc., Redondo Beach, CA. Since 1985 Dr. Samuelli has been a professor in the Electrical

Engineering Department at UCLA, and he has also served as a Distinguished Adjunct Professor in the Electrical Engineering and Computer Science Department at UC Irvine since 2003. In 1988 he co-founded PairGain Technologies, a telecommunications equipment manufacturer, and served as a consultant and Chief Scientist of the company until 1994. In 1991 he co-founded Broadcom Corporation, a global leader in providing semiconductor solutions for wired and wireless communications. Dr. Samuelli took a leave of absence from UCLA in 1995 to be at Broadcom full-time. As Chief Technology Officer he helps drive the vision of the company's research and development activities. He has published over 100 technical papers and he is a named inventor in over 60 U.S. patents. He was elected a Fellow of the Institute of Electrical and Electronics Engineers (IEEE) in 2000, a member of the National Academy of Engineering in 2003, and a Fellow of the American Academy of Arts and Sciences in 2004.

In December 2003, Susan and Henry purchased the management contract for the Honda Center sports and entertainment venue, creating Anaheim Arena Management, LLC, to oversee all operations of the arena, and in June 2005 they purchased the Anaheim Ducks National Hockey

League club, Honda Center's largest tenant. In 2005 and 2008 Honda Center was ranked as the third-largest grossing arena in the world in concert ticket sales, and in 2007 the Anaheim Ducks became the first California team ever to win the Stanley Cup championship.

The success of Broadcom Corporation has also provided Susan and Henry the opportunity to support many worthwhile nonprofit organizations. After Broadcom's initial public offering in 1998 they created the Samueli Foundation and to date they have gifted over \$200 million in the areas of Education, Health, Social Services, the Performing Arts, and Jewish Culture. In 2003 and 2004 Susan and Henry were listed among *BusinessWeek's* 50 Most Generous Philanthropists in the nation.

Since relocating to Orange County, CA in 1995, Susan and Henry have become very active in the community. Susan is on the boards of the Orangewood Children's Foundation and the Samueli Institute, a non-profit scientific research organization they founded in 2001 focused on complementary and integrative medicine and the science of healing. Susan also serves on the Advisory Board of the Susan Samueli Center

for Integrative Medicine at UC Irvine's College of Medicine. She was honored with the UC Irvine Medal in 2000, the Ellen Cooperman Angel Award from the John Wayne Cancer Institute in 2002, and the General William Lyon Crystal Vision Philanthropy Award from the Orangewood Children's Foundation in 2005.

Henry serves on the UC President's Board on Science and Innovation, the Chancellor's Advisory Council at both UCLA and UC Irvine. He is also on the Dean's Advisory Council of both the Henry Samueli School of Engineering and Applied Science at UCLA and the Henry Samueli School of Engineering at UC Irvine. In 2000 he was awarded the University of California Presidential Medal, the UC Irvine Medal, the UCLA School of Engineering and Applied Science Alumnus of the Year, and the IEEE Circuits and Systems Society Industrial Pioneer Award. In 2005 he was awarded an Honorary Doctor of Science degree from the Technion-Israel Institute of Technology and the Edward A. Dickson Alumnus of the Year from UCLA. In 2006 he received the IEEE Communications Society Distinguished Industry Leaders Award, and in 2010 he received the UCLA Medal.





MICHAEL SCHULMAN

**CHAIRMAN OF THE BOARD,
ANAHEIM ARENA MANAGEMENT, LLC**

**CHIEF EXECUTIVE OFFICER,
ANAHEIM DUCKS HOCKEY CLUB, LLC**

MANAGING DIRECTOR, H&S VENTURES, LLC

Michael Schulman serves as Chairman of the Board of Anaheim Arena Management (AAM), Chief Executive Officer of Anaheim Ducks Hockey Club (ADHC), Chairman of the Board of the Anaheim Ducks Foundation and serves on the board of NHL Enterprises. He is also an Alternate Governor for the NHL Board of Governors. In addition, he is Managing Director of H&S Ventures, the entity that manages the Samueli Family Office, AAM and ADHC. Schulman reports directly to owners Dr. Henry Samueli and Susan Samueli, and is responsible for managing and long-term planning of their profit and nonprofit entities.

Schulman's role with Honda Center began long before he was appointed Chairman of AAM in December of 2003. Schulman was the lead negotiator on behalf of the Samueli family in the acquisition of the management agreement from the bankruptcy court and the City of Anaheim. He acts as liaison between the Samueli family and AAM management and supervises all financial, legal and charitable decisions of the arena. He also acts as liaison with the other partners of AAM and the City of Anaheim. In addition, Schulman oversees all long-term capital projects including the 57 Freeway Marquee, two 360° LED rings, revamping of the video room and remodeling of the company offices and locker rooms.

Schulman's role at AAM includes overseeing all business and hockey operations. He was the lead negotiator on behalf of the Samueli family in working with Disney on the purchase of the Anaheim Ducks and also with the NHL in qualifying the Samueli family for the purchase of the team. He is responsible for developing additional ice and roller rinks in the Orange County area and was instrumental in the purchase of several such facilities, including Corona Roller Rink, Huntington Beach Roller Rink and Westminster Ice Rink. Schulman was also involved with the family in changing the team name and logo, and forming the Anaheim Ducks Foundation.

Schulman's role at H&S Ventures is multi-faceted. He is the Managing Director of the family office which oversees all the family's profit and nonprofit operations. H&S Ventures serves as the manager of AAM and ADHC as well as a number of other business entities in which the Samuelis are involved.

Schulman serves on the boards of Anaheim Arena Management, Anaheim Ducks Hockey Club, Anaheim Sports Holdings, Anaheim Ducks Foundation, HS Hockey Development and ECH 2101. Previously, he served on the board of Commercial Capital Bank Corp., a public company listed on the NASDAQ Exchange. He is also a current member of the boards of Telluride Ski and Golf Company and KDOC Television.

Schulman also serves on many nonprofit boards. He has been a member of the University of California, Irvine Foundation Board since 1991 and is on the Stewardship Committee. He was one of the founding members and past chair of the UCI Planned Giving Leadership Council. Schulman serves on the boards of the Samueli Foundation, Samueli Institute for Information Biology, the Orange County Jewish Campus and Anaheim Ducks Foundation.

After earning his Bachelor of Arts in Economics from University of California, Berkeley, Schulman went on to the University of Santa Clara Law School. In addition, Schulman studied economics for one year at the University of Leeds in Leeds, England.

After law school, he was hired as a full-time law professor at the University of Southern California, after which he was a practicing attorney for a number of years and a partner with the law firm of McDermott, Will & Emery.

A native of California, Michael and his wife Sherry have four children (Annie, Danielle, Bryant and Natasha) and currently reside in Laguna Beach.



BOB MURRAY

EXECUTIVE VICE PRESIDENT AND GENERAL MANAGER ANAHEIM DUCKS HOCKEY CLUB, LLC

Bob Murray enters his 36th consecutive year in the National Hockey League, his third as Executive Vice President and General Manager of the Anaheim Ducks. He was named to his current position on Nov. 12, 2008 after spending the previous three-plus seasons as the club's Senior Vice President of Hockey Operations.

Since taking over as Executive Vice President and General Manager in 2008, Murray has made several changes to the club's roster to add skill and toughness to the lineup. In 2010, the Ducks acquired defensemen Lubomir Visnovsky, Andy Sutton and Toni Lydman. The club also had a widely-lauded draft with the selections of Cam Fowler and Emerson Etem in the first round. The Ducks enter the 2010-11 campaign with a revamped defense, a proven number one goaltender (Jonas Hiller) and a standout group of forwards that includes Ryan Getzlaf, Corey Perry, Bobby Ryan, Teemu Selanne and Saku Koivu.

After a series of mid-season roster moves, the 2008-09 Ducks made a late charge to qualify for the playoffs, going on to beat the Presidents' Trophy-winning San Jose Sharks in the Western Conference Quarterfinals. That made Anaheim the fifth team in the expansion era (1967-68) to upset the league's top regular season team in the first round. The Ducks fell to Detroit in a dramatic, seven-game series in the Conference Semifinals.

Prior to being named Executive Vice President and General Manager, Murray was the club's Senior Vice President of Hockey Operations for three-plus seasons. He was named to the post on July 14, 2005. In that role, he reported directly to Executive Vice President and General Manager Brian Burke. Much of Murray's work behind the scenes under Burke led directly to many successful trades and other player transactions by Anaheim. During that three-year period, the Ducks won a Stanley Cup (2007), Pacific Division title (2007), and qualified for the playoffs each season.

Murray's previous responsibilities as Senior Vice President of Hockey Operations included overseeing all aspects of player development and serving as General Manager of Anaheim's American Hockey League (AHL) affiliate (previously Portland and Iowa). Murray was the General Manager of the Portland Pirates from 2005-06 through 2007-08. The Pirates went to the Conference Finals twice (2006 & 2008), appearing in six playoff rounds. Between 2005 and 2008 (three seasons), Anaheim and Portland combined to win 10 and appear in 14 playoff rounds over the last three seasons, both the most of any organization in hockey.

Prior to joining the Ducks, Murray worked as a Professional Scout with the Vancouver Canucks from 1999-05 under then-General Manager Brian Burke (1998-04). Murray's scouting expertise helped to build teams that recorded 100+ point seasons two years in a row (2002-03 and 2003-04) and advanced to the Stanley Cup Playoffs four seasons in a row (2001-04). Before his stint in Vancouver, he served as a Scouting Consultant for Anaheim during the 1998-99 season.

Murray was a member of the Chicago Blackhawks organization for 25 years, serving as General Manager from 1997-99. He was named the sixth General Manager in team history on July 3, 1997. He was promoted to the post after serving as Assistant General Manager under Bob Pulford for two seasons. Before joining upper-management, Murray was named the Director of Player Personnel in 1991 and was largely responsible for the club's NHL Entry Draft selections over eight seasons.

Drafted by the Blackhawks in 1974, Murray spent his entire 1,008-game, 15-year career in a Chicago uniform. He became just the fourth player in Blackhawks history to reach the 1,000-game plateau in 1989-90. In addition, he became the first defenseman in club history to appear in 100 postseason contests, reaching the mark during the 1990 Stanley Cup Playoffs. In all, Murray scored 132-382=514 points and currently ranks second in all-time points among Blackhawk defensemen (13th overall in club history). He was named to both the 1981 and 1983 NHL All-Star Games. Murray retired at the conclusion of the 1989-90 season. Known for his work ethic, intelligence and determination as a player, Murray remained with the organization as a Professional Scout following his retirement in 1990.

Bob and his wife Betsy have four children (Kevin, Andrew, Amanda and Katie), and a granddaughter (Mikayla).



TIM RYAN

**PRESIDENT/CHIEF EXECUTIVE OFFICER,
ANAHEIM ARENA MANAGEMENT, LLC**

**EXECUTIVE VICE PRESIDENT/CHIEF OPERATING
OFFICER, ANAHEIM DUCKS HOCKEY CLUB, LLC**

Tim Ryan enters his sixth season as Executive Vice President/Chief Operating Officer for the Anaheim Ducks. Since being named to his current post in the summer of 2005, Ryan has led the club to record levels of success in business operations while leading aggressive community and fan development programs aimed at improved education, health and well-being, and recreation in the Southern California market.

Ryan is now in his 18th year with Honda Center and 32nd in arena management and event creation. In addition to his duties with the NHL club, he serves as President and Chief Executive Officer of Anaheim Arena Management, LLC (AAM). In his role, Ryan oversees one of the premier entertainment and sports venues in the United States. Through mid-year 2010, *Venues Today Magazine* ranked Honda Center 10th in the World for live entertainment. The facility is also seven-time finalist for "Venue of the Year" in the United States as selected by *Pollstar Magazine* editors.

Through strategic planning, business development and event production, Ryan ensures the arena is active with a variety of first-class events. Under his guidance, the arena has recently hosted some of the world's top names in live entertainment and over the next several months will serve as host site to UFC 121 and 2011 NCAA Men's Basketball Regionals. This March, the venue also becomes home to the annual Big West Men's Basketball Tournament. Honda Center has also served as host to the 2003 World Gymnastics Championships, 2005 World Badminton Championships, the annual John R. Wooden Classic, five previous NCAA men's basketball tournament events and the first Frozen Four west of the Rocky Mountains in 1999. A variety of professional sports teams have also called Honda Center home, including indoor soccer, arena football and indoor lacrosse. Since 1993, over 28 million people have been entertained at Honda Center, enjoying more than 2,800 events.

As Executive Vice President/Chief Operating Officer of the Anaheim Ducks, Ryan oversees all business operations of the professional hockey team. He assumed his current dual roles on June 20, 2005 when the Ducks were purchased by Dr. Henry and Susan Samuelli, owners of AAM. In five seasons, the Ducks have played to Honda Center crowds at 95% of capacity, selling out 124 games. The Ducks also had a club-record 78-game sellout streak from 2006-08.

Ryan has also spearheaded several initiatives from the Samuelis, including charitable programs that support approximately 500 non-profit organizations annually, a team foundation that supports the community in the areas of education, youth hockey and health and wellness, and an expanded grass-roots marketing program. The Ducks launched *THE RINKS* development program in 2007, which supports and promotes youth ice and roller hockey in Southern California. The blossoming program includes youth hockey leagues at Anaheim ICE, Huntington Beach Inline, Corona Inline, and Westminster ICE. The club also launched the first-ever Orange County High School Hockey League in 2008, with five additional teams joining in 2010. Funded by the Anaheim Ducks Foundation, the club's education-based youth hockey program (S.C.O.R.E. – scholastic curriculum of recreation and education) has reached over 120,000 local school children over the last five years. The Ducks also have an 8,000 member Kids Club, the largest in the NHL.

In 1992, after a long career at the Long Beach Arena, Ryan joined the then-Arrowhead Pond of Anaheim (operated by Ogden Facility Management) as Assistant General Manager. He was promoted to General Manager in 1998 and was named *Pollstar Magazine* "Facility Executive of the Year" for 2001. During that time, Ryan was also charged with overseeing a number of other Ogden facilities and served as a consultant on various major entertainment projects. Near the end of 2003, the management contract for the arena was purchased by Anaheim Arena Management, LLC and Ryan was named President/CEO of both the company and the arena.

In addition to managing the 19,000-seat arena, Ryan is active in both the entertainment industry and in the local community. He also serves on the boards of several non-profit groups, including Big Brothers Big Sisters of Orange County, Los Angeles Sports Council, Orangewood Children's Foundation, Special Olympics Southern California, Stars and Stripes Tournament, Tiger Woods Foundation and Tiger Woods Learning Center.

Ryan graduated from California State University, Long Beach in 1979 with a Bachelor's Degree in Finance. He lives with his wife Michele in Huntington Beach and enjoys golf, fly-fishing and skiing.



DAVID McNAB

SENIOR VICE PRESIDENT OF HOCKEY OPERATIONS ANAHEIM DUCKS HOCKEY CLUB, LLC

An original member of the Ducks, David McNab was promoted to Senior Vice President of Hockey Operations for the club on Nov. 18, 2008. He is now in his 33rd consecutive year in the NHL and 18th with Anaheim. McNab previously served as Anaheim's Assistant General Manager for 14 seasons. His duties include overseeing all aspects of player development, having an expertise on the new Collective Bargaining Agreement and its relationship to the salary cap in the NHL, contract and arbitration negotiation, player evaluation and scouting.

McNab's impact on the Ducks is significant. In just the last seven NHL seasons, Anaheim has appeared in Stanley Cup Final twice (2003 & 2007), including a championship in 2007. In addition to the two trips to the Stanley Cup Final, the club advanced to the Conference Finals in 2006 and the Conference Semifinals in 2009. In recent years, McNab has scouted and signed numerous collegiate free agents who have made major contributions to the success of the club.

Prior to being named as the Ducks' Assistant General Manager in December of 1995, the 54-year-old McNab was the club's first Director of Player Personnel and was largely responsible for the team's selections in the 1994-96 NHL Entry and Supplemental Drafts. McNab has also held the position as General Manager of the Ducks' top farm team in the American Hockey League for six seasons (the Baltimore Bandits during the 1996-97 season and the Cincinnati Mighty Ducks from 1997-2002) while also working on the AHL's competition committee for many of those years.

Considered to be one of the hardest working and knowledgeable scouts in the National Hockey League, McNab began his professional scouting career in 1978 with the Washington Capitals, where he spent four seasons. In 1982, McNab was signed by the Hartford Whalers, where he spent seven seasons as a scout, the last two as the Director of Player Recruitment. He then joined the New York Rangers in 1989, where he worked for four seasons before leaving to join the Disney-owned Ducks in 1993. His work with the Rangers helped the club to the 1994 Stanley Cup championship.

A graduate of the University of Wisconsin in 1978 with a degree in Communication Arts, McNab was also a goaltender on one of the greatest college hockey teams of all-time, the 1977 University of Wisconsin Badgers' NCAA championship team. He was drafted by the St. Louis Blues in the ninth round of the 1975 NHL Entry Draft (151st overall). McNab has worked on numerous occasions for USA Hockey, both as an Assistant General Manager for the United States in the World Championships on three different occasions, as well as serving as a consultant for the 1984, 1988 and 1992 United States Olympic Teams. He has also been a three-time member of the selection committee that votes for the Hobey Baker Award, college hockey's version of the Heisman Trophy.

A member of one of the most respected families in the NHL, McNab is the son of the late Max McNab and brother of Peter McNab. Max played on the 1950 Stanley Cup champion Detroit Red Wings and was a former general manager with the Washington Capitals and New Jersey Devils. He was also a recipient of the 1998 Lester Patrick Award given annually for "outstanding service to hockey in the United States." Peter played in 954 NHL games, scoring 363 goals and 813 points in a 14-year career and currently ranks tied for 108th all-time in goal scoring in the history of the National Hockey League. Peter is currently a broadcaster with the Colorado Avalanche.

David McNab was born in Vancouver, British Columbia, but grew up in San Diego, California and graduated from Point Loma High School in San Diego in 1973. He became a U.S. citizen in 1983. He and his wife, Kari, were married in Minneapolis, Minnesota in 1989 and have two daughters, Ali (19) and Erica (18). The McNab family resides in Yorba Linda, California.



RICK PATERSON

DIRECTOR OF PLAYER PERSONNEL

Rick Paterson is in his sixth season with the Ducks, his second as Director of Player Personnel. He originally joined the Ducks on July 20, 2005 as Director of Professional Scouting. Paterson's responsibilities include extensive knowledge of all NHL personnel and depth charts, along with assisting in the evaluation of junior and college prospects. In addition, he aides Bob Murray in the procurement of players via free agency, trade or the NHL Entry Draft.

Paterson has over 31 years of experience as a player, coach and scout and has won the Stanley Cup four times. Along with his Stanley Cup championship with the Ducks in 2007, he won the title with Tampa Bay (2004) and Pittsburgh (1991 & 1992). Prior to joining the Ducks, he spent seven years with the Tampa Bay Lightning, winning the Stanley Cup in 2004 as the club's Chief Professional Scout. With Tampa Bay, he was responsible for scouting the NHL, American Hockey League (AHL) and professional leagues in Europe.

As a player, Paterson spent 10 years in the Chicago Blackhawks organization from 1978-1988. He appeared in 430 NHL games and 63 playoff contests. Before his NHL career began, he spent five seasons in the Quebec Major Junior Hockey League with the Cornwall Royals and was inducted into their Hall of Fame in 2002.

After retiring from the NHL as a player, Paterson joined the Pittsburgh Penguins as an Assistant Coach from 1988-93, winning the Stanley Cup in 1991 and 1992. He coached the Penguins' AHL affiliate in Cleveland from 1993-97 and joined the Tampa Bay Lightning as Assistant Coach in 1997-98. Paterson remained in that role until being named a Professional Scout prior to the start of the 1999-00 season.

Paterson and his wife Kathy reside in Florida and have twins: son David, and daughter Ashley. He also has a daughter, Brittany, a 2009 graduate of McGill University in Montreal, Quebec.





DOUG HELLER

**CHIEF FINANCIAL OFFICER AND
VICE PRESIDENT OF FINANCE
ANAHEIM DUCKS HOCKEY CLUB, LLC**

Doug Heller enters his fifth season with the Anaheim Ducks. He has over 19 years of experience as a financial executive in both the banking and insurance industries. Doug's primary responsibilities include overseeing the club's finance departments, including financial reporting, budgeting and forecasting. He also has an active role in the *THE RINKS* program, leading the organization's effort to secure local ice and roller hockey rinks in Southern California. He heads the finance department for *THE RINKS*, which includes Anaheim ICE, Corona Inline, Huntington Beach Inline and Westminster ICE.

Heller spent five years (2002-06) with Long Term Care Group, Inc. as its Chief Financial Officer. Long Term Care Group is a privately held insurance administrator with annual revenue of approximately \$100 million. While with Long Term Care Group, Heller oversaw the company's rapid growth in both revenue and operating income, as well as a successful sale to a new ownership group. Prior to his time in insurance, Heller spent 10 years with Pacific National Bank where he served first as Chief Financial Officer and then as President of PNB Mortgage, a subdivision of the company.

Heller graduated from the University of Colorado, Boulder with a Bachelor of Science Degree in accounting in 1979 and became a Certified Public Accountant in 1983.

Doug has lived in Irvine for the past 21 years. He and his wife Linda have two children, Jacob and Hailey. In his spare time, he enjoys a variety of outdoor activities, including skiing, golfing and watching his son play ice hockey.



JAY SCOTT

**VICE PRESIDENT OF HUMAN RESOURCES
ANAHEIM DUCKS HOCKEY CLUB, LLC
ANAHEIM ARENA MANAGEMENT, LLC
DIRECTOR OF HUMAN RESOURCES,
H&S VENTURES, LLC**

Jay Scott enters his second full season with the Ducks after joining the organization in March 2009. He oversees the human resources department with the team and arena staff, as well as *THE RINKS* Program. Scott brings years of leadership experience as well as expertise in strategic planning, workforce management, change initiatives, process improvement, performance optimization and employee and labor relations.

Scott served as the Director of HR at the Tribune Company from 2002 to 2009, including three years at Newsday Media Group on Long Island. More recently he provided internal human resources services for the Los Angeles Times Media Group, including employee relations, labor relations, organizational development and strategic issues.

Scott has over 21 years of HR experience in hospitality, entertainment and multi-media companies, including Hilton Hotel Corporation and The Walt Disney Company, where he oversaw the opening of Tokyo DisneySea theme park and two Disney-branded hotels in over 13 years with the company (1989 to 2002).

A graduate of Washington State University, Scott he earned his BA in Business Administration with an emphasis in Human Resources. He also has a Senior Human Resources Professional Certification and has completed the Organizational Change Leadership Program at Pepperdine University.

Scott enjoys playing basketball and softball. He is also an avid runner, having completed numerous half-marathons and marathons. Jay and his wife Jeanice reside in Irvine with their two children, Karla and Leland.



KEVIN STARKEY

**VICE PRESIDENT OF OPERATIONS
ANAHEIM ARENA MANAGEMENT, LLC**

Kevin Starkey was named Vice President of Operations for Anaheim Arena Management (AAM) on Oct. 24, 2007. He oversees all arena operations, including marketing and public relations.

Starkey's career in public facilities and arena management has spanned more than 18 years. Along the way he has accumulated a long list of accomplishments. On behalf of the facility, he has most recently led efforts on a two-year food and beverage overhaul which kicked off this fall. In addition, he was the point person for Honda Center's highly successful \$13 million renovation, which included a new 95-foot marquee located adjacent to the 57 Freeway, a completely remodeled club level restaurant (Jack Daniel's Old No. 7), a second in-arena LED ring and a remodeled Anaheim Ducks Team Store. Starkey also managed a two-year renovation of all 84 Honda Center luxury suites, which began in 2009. He is also involved in booking contracts and event creation.

Starkey, hired by the arena in 1993, has also been instrumental in all facets of the building's day-to-day operational efforts, including all beautification, maintenance, changeover and capital improvements.

Prior to coming to Honda Center, Starkey worked at the Great Western Forum, then home to the National Basketball Association's Los Angeles Lakers and the National Hockey League's Los Angeles Kings.

A native of Torrance, California, Starkey graduated from California State University, Long Beach where he played quarterback for the school from 1979-80. In addition, he played three seasons in the Canadian Football League (CFL) with the Ottawa Rough Riders and the Montreal Concorde and was a member of the 1981 Ottawa club that fell to Warren Moon and the Edmonton Eskimos (26-23) in the CFL's Grey Cup. He also played two seasons in the United States Football League with the Oakland Invaders and Portland Breakers.

Kevin and his wife Christine reside in Murrieta, California. He has three children, Sean, Alyssa and Christian.



AARON TEATS

**VICE PRESIDENT OF MULTI-MEDIA
AND COMMUNITY DEVELOPMENT
ANAHEIM DUCKS HOCKEY CLUB, LLC**

Aaron Teats enters his 17th year with the Anaheim Ducks, his first as Vice President of Multi-Media and Community Development. In his current role, Teats oversees broadcasting, communications, community relations, entertainment, fan development, publications/new media, and social networking. He is also responsible for overseeing agreements for all television and radio rightsholders, as well as the contracts of all club announcers.

Teats joined the Ducks' broadcasting department in 1994. He was both a producer and director of the Ducks' television and radio broadcasts from 1997-2007 and won an Emmy as producer in best live sports coverage category during the Anaheim's 2003 playoff run. He was named the club's director of broadcasting in 2004 and also assumed the responsibility of the publications/new media and entertainment departments in 2008-09.

A native of Broken Arrow, Oklahoma, Teats is a graduate of Cal State Fullerton. He began his career in the entertainment/production department for the then California Angels in 1992.

Teats is on the Board of Directors for the Boys and Girls Club of Anaheim. Aaron and his wife Justine have two sons, Nolan and Colin. The family has lived in Anaheim Hills for the last 15 years.



BOB WAGNER

**VICE PRESIDENT OF SALES AND MARKETING
ANAHEIM DUCKS HOCKEY CLUB, LLC
ANAHEIM ARENA MANAGEMENT, LLC**

Bob Wagner enters his 13th year with the Ducks, his sixth since returning to the club on June 20, 2005. In his current role, he leads all sales and marketing efforts for the NHL club, including sponsorship, ticket sales, premium sales, marketing, and media sales.

In five years since the purchase of the team by Henry and Susan Samuelli in 2005, Wagner has secured several new sponsorship agreements and exponentially increased such revenue. He led the name and uniform change for the team, beginning the process late in 2005 and completing it by June 2006. In addition to his club responsibilities, Wagner negotiated his fourth title-rights sponsorship deal in 2006. After negotiations with several companies bidding on the arena, the Arrowhead Pond of Anaheim officially became Honda Center on Oct. 3, 2006.

Wagner originally joined the Ducks in the club's inaugural season in 1993-94. In 1996, he returned to baseball when Anaheim Sports, Inc., purchased the Angels. In his role as Vice President of Sales & Broadcasting, Wagner successfully built both teams' relationships with local and national partners.

In 2000, after 16 years in Anaheim with professional baseball and hockey, Wagner joined the National Hot Rod Association (NHRA) as Vice President of Sales and Business Development. Four years later, in July of 2004, he returned to Orange County and Honda Center as the Vice President/Chief Marketing Officer.

Wagner is a member of several boards, including the Long Beach State University Sports Management program and the CHOC Foundation.

A California State University, Long Beach graduate and native of Seal Beach, California, Wagner currently resides in Dove Canyon with his wife, Debbie. They have three children, Ryan, Amanda and Nick.



ANGELA WERGECHIK

**VICE PRESIDENT OF FINANCE
ANAHEIM ARENA MANAGEMENT, LLC**

Now in her 16th year at Honda Center, Angela Wergechik is the Vice President of Finance for Anaheim Arena Management, LLC (AAM). In her current role, she is responsible for the overall financial planning and management of AAM, including the annual development of the budget, business and capital improvement plans and monthly reporting.

Wergechik was promoted to her current post in May 2006, after serving as the company's Director of Finance for eight years. Before joining AAM, she accrued 10 years of accounting experience, previously serving the Ducks, the Walt Disney Company's Internal Audit Department, Deloitte and Touche, LLC and the Merchant Bank of California.

In April 2002, Angela had an instrumental role in the successful transfer of ownership from the building's then-management company, Covanta Energy Corporation, parent company to Ogden Facility Management, to its current management company, Anaheim Arena Management, LLC. Her financial expertise came into play once again when she oversaw the purchase of the Anaheim Ducks by AAM's parent company in June 2005.

Wergechik holds a Bachelor of Arts degree in accounting from Loyola Marymount University and became a Certified Public Accountant in 1993. She is also a professor for the University of San Francisco Masters in the Sports Management program and is on the Board of Directors for Taller San Jose, an organization which provides learning and vocational training for youth in Santa Ana. Angela resides in Irvine.



BERNARD SCHNEIDER

**GENERAL COUNSEL
ANAHEIM DUCKS HOCKEY CLUB, LLC**

ANAHEIM ARENA MANAGEMENT, LLC


Bernard Schneider is entering his sixth year as General Counsel of the Anaheim Ducks. He has been an attorney for over 37 years and oversees all legal affairs for the Ducks and Honda Center. Previously, Schneider was a partner at the law firm of McDermott, Will & Emery and represented a variety of corporate and banking clients.

Schneider also serves as Chairman of Commerce National Bank and as a member of the Board of Directors of First American Trust, FSB as well as a member of the Board of Directors Taller San Jose, a Santa Ana-based non-profit organization. He is also a member of the Board of Trustees of St. Margaret's Episcopal School, located in San Juan Capistrano. Schneider received a Bachelor of Arts degree from Whittier College in 1968 and a Juris Doctor degree from the University of Southern California in 1973.

A native of Illinois, Schneider has lived in Orange County for over 50 years. He and his wife, Janet Keller, live in Laguna Beach with their two children, Michael and Katherine. He enjoys reading, skiing, public policy and spending time with his family.



**SEE WHAT
YOU'VE BEEN MISSING!**



FOXSPORTSWEST.COM



HEAD COACH



RANDY CARLYLE

HEAD COACH

Randy Carlyle enters his sixth season as Head Coach of the Anaheim Ducks. He was named the seventh head coach in team history on Aug. 1, 2005, and has since recorded the most wins (219) and highest winning percentage (.598) in team history. In 410 regular season games as an NHL head coach, Carlyle owns a 219-139-52 record. He coached his 400th career NHL regular season game on Mar. 23, 2010 at Calgary and earned his 200th career win as an NHL head coach on Jan. 10, 2010 at Chicago.

Carlyle led the Ducks to a franchise-record fourth consecutive playoff appearance in 2008-09 with a 42-33-7 record for 92 points, ranking second in the Pacific Division and eighth in the Western Conference. Carlyle coached his 300th career NHL game on Feb. 4, 2009 at Minnesota and recorded his 150th career win on Nov. 24, 2008 vs. Colorado. With a 4-2 series win over San Jose in the Western Conference Quarterfinals, the Ducks became the fifth team to upset the NHL's best regular season team (by standings points) in the first round since the Expansion Era began (1967-68). The Ducks were also just the 11th team in NHL history to defeat a team who earned 110-or-more standings points during the regular season in the first round. With the series victory, Anaheim advanced to the second round to face Detroit for the fifth time in franchise history. The Ducks stretched the Western Conference Semifinals to seven games before falling short in Game 7 at Detroit.

In 2007-08, Carlyle guided Anaheim to a second-place finish in the Pacific Division and fourth-place finish in the Western Conference. A year earlier in only his second season as an NHL head coach, Carlyle led the Ducks to their first ever Stanley Cup championship. The Ducks defeated Minnesota (five games), Vancouver (five games), Detroit (six games) and Ottawa (five games) to become the first California team to win hockey's ultimate prize. Carlyle also led the Ducks to their first Pacific Division championship in



RANDY CARLYLE'S HEAD COACHING RECORD

Season	Team	League	GP	REGULAR SEASON					PTS	PLAYOFFS	
				W	L	T	OT	W		L	
1995-96	Winnipeg	NHL		-Assistant Coach-							
1996-97	Manitoba	IHL		-Assistant Coach-							
	Manitoba	IHL	32	16	14	NA	2	34	-	-	
1997-98	Manitoba	IHL	82	39	36	NA	7	85	0	3	
1998-99	Manitoba	IHL	82	47	21	NA	14	108	2	3	
1999-00	Manitoba	IHL	82	37	31	NA	14	88	0	2	
2000-01	Manitoba	IHL	82	39	31	NA	12	90	6	7	
2002-03	Washington	NHL		-Assistant Coach-							
2003-04	Washington	NHL		-Assistant Coach-							
2004-05	Manitoba	AHL	80	44	26	7	3	98	8	6	
2005-06	ANAHEIM	NHL	82	43	27	-	12	98	9	7	
2006-07	ANAHEIM	NHL	82	48	20	-	14	110	16	5	
2007-08	ANAHEIM	NHL	82	47	27	-	8	102	2	4	
2008-09	ANAHEIM	NHL	82	42	33	-	7	91	7	6	
2009-10	ANAHEIM	NHL	82	39	32	-	11	89	-	-	
NHL Totals			410	219	139	-	52	490	34	22	

* 1996-97 to 1998-99

Shootout Loss
Overtime Points

* 1999-00

* 2004-05 to 2009-10

Shootout Points
Overtime Loss

HEAD COACH

2006-07, compiling a regular-season record of 48-20-14 for 110 points. The club set franchise records in most major statistical categories, including wins, standings points and goals (254), eclipsing marks the team set the previous season.

In his first year as a head coach in the NHL (2005-06), Carlyle led the Ducks to playoff series wins vs. Calgary (seven games) and Colorado (four games), before the club fell in the Conference Finals to Edmonton (five games). Anaheim's playoff run followed a then-best regular season performance in team history when the club set then team records in wins (43), points (98) and goals scored (251).

Carlyle spent the 2004-05 season as Head Coach of the Manitoba Moose, Vancouver's primary development affiliate in the American Hockey League. He led Manitoba to a 44-26-3-7 record (.613 winning percentage) and an appearance in the 2005 Calder Cup Semifinals.

In all, Carlyle spent six seasons (1996-01 & 2004-05) as Head Coach in Manitoba (both in the International and American Hockey Leagues), earning a career mark of 222-159-52-7 with the franchise. He had the additional duties of General Manager of the Moose from 1996-00, adding the title of club President for the 2001-02 season. The Sudbury, Ontario native helped the Moose to a 47-21-14 record for 108 points in 1998-99, for which he was named the IHL's General Manager of the Year.

Following the 2001-02 season, Carlyle joined the coaching staff of the Washington Capitals. He served as an Assistant Coach with Washington for two years (2002-04), helping the organization return to the Stanley Cup Playoffs in his first season before rejoining Manitoba in 2004-05.

Carlyle played 17 seasons in the NHL with Toronto, Pittsburgh and Winnipeg. He appeared in 1,055 games and earned 148-499=647 points. Known as a fiery, tough-nosed defenseman, he was selected to play in four NHL All-Star Games and won the Norris Trophy as the league's top defenseman in 1981. He set a career high with 82 points in 1980-81, appearing in 76 games with Pittsburgh that season. In all, Carlyle had five seasons in which he topped the 50-point plateau. He appeared in 69 NHL postseason games as a player, earning 9-24=33 points.

At the conclusion of his playing career in 1993, Carlyle remained with the Winnipeg organization's hockey operations staff, eventually becoming an Assistant Coach for the 1995-96 season.

Randy and his wife Corey have three children, sons Craig (26) and Derek (24), as well as daughter Alexis (14). The family resides in Anaheim Hills.



RANDY CARLYLE'S CAREER PLAYING STATISTICS

Season	Team	League	REGULAR SEASON						PLAYOFFS				
			GP	G	A	Pts.	PIM	+/-	GP	G	A	Pts.	PIM
1973-74	Sudbury	OMJHL	12	0	8	8	21	-	4	0	0	0	6
1974-75	Sudbury	OMJHL	67	17	47	64	118	-	15	3	6	9	21
1975-76	Sudbury	OMJHL	60	15	64	79	126	-	17	6	13	19	70
1976-77	Toronto	NHL	45	0	5	5	51	-19	9	0	1	1	20
	Dallas	CHL	26	2	7	9	63	-	-	-	-	-	-
1977-78	Toronto	NHL	49	2	11	13	78	4	7	0	1	1	8
	Dallas	CHL	21	3	14	17	31	-	-	-	-	-	-
1978-79	Pittsburgh	NHL	70	13	34	47	78	4	7	0	0	0	12
1979-80	Pittsburgh	NHL	67	8	28	36	45	-	5	1	0	1	4
1980-81	Pittsburgh	NHL	76	16	67	82	136	-16	5	4	5	9	9
1981-82	Pittsburgh	NHL	73	11	64	75	131	-16	5	1	3	4	16
1982-83	Pittsburgh	NHL	61	15	41	56	110	-26	-	-	-	-	-
1983-84	Pittsburgh	NHL	50	3	23	26	82	-25	-	-	-	-	-
	Winnipeg	NHL	5	0	3	3	2	4	3	0	2	2	4
1984-85	Winnipeg	NHL	71	13	38	51	98	23	3	0	2	2	4
1985-86	Winnipeg	NHL	68	16	33	49	93	-12	-	-	-	-	-
1986-87	Winnipeg	NHL	71	16	26	42	93	-6	10	1	5	6	18
1987-88	Winnipeg	NHL	78	15	44	59	210	-20	5	0	2	2	10
1988-89	Winnipeg	NHL	78	6	38	44	78	-19	-	-	-	-	-
	Canada	WEC-A	9	1	4	5	4	-	-	-	-	-	-
1989-90	Winnipeg	NHL	53	3	15	18	50	8	-	-	-	-	-
1990-91	Winnipeg	NHL	52	9	19	28	44	6	-	-	-	-	-
1991-92	Winnipeg	NHL	66	1	9	10	54	4	5	1	0	1	6
1992-93	Winnipeg	NHL	22	1	1	2	14	-6	-	-	-	-	-
NHL Totals			1055	148	499	647	1400	-112	69	9	24	33	120

ASSISTANT COACHES



DAVE FARRISH

ASSISTANT COACH

Dave Farrish enters his sixth season as Assistant Coach of the Anaheim Ducks. He was named to his current post on August 9, 2005 and won his first Stanley Cup with the club in 2007.

Farrish joined the organization after one season with the Pensacola Ice Pilots of the ECHL (2004-05). Farrish served as Head Coach and Vice President of Hockey Operations with Pensacola, leading the club to the league's best record (51-16-5; .743 winning percentage).

A native of Lucknow, Ontario, Farrish brings 20 years of coaching experience to the Ducks' bench. Farrish has served as Head Coach of 1,027 professional hockey games between the American Hockey League (AHL), International Hockey League (IHL) and the ECHL, compiling a record of 520-402-83-22.

Before joining Pensacola, he led the Louisiana IceGators (ECHL) to four consecutive division championships from 2000-01 to 2003-04 with a 186-78-24 record (.687 winning percentage). After guiding the IceGators to a 56-12-4 record in 2001-02, Farrish was named the ECHL Coach of the Year.

Prior to his time in the ECHL, he was the Head Coach of the Springfield Falcons of the AHL from 1997-98 to 1999-00, compiling a record of 113-96-27. From 1993-94 to 1996-97, Farrish served as Head Coach in the IHL with the Salt Lake City Golden Eagles (1993-94) and Fort Wayne Komets (1995-96 and 1996-97).

Farrish began his coaching career with Moncton of the AHL in 1989-90, where he coached until joining the New Jersey Devils as Assistant Coach under Herb Brooks for the 1992-93 season. Including the Devils, Farrish's teams have qualified for postseason play in 15 of his 19 seasons.

Farrish played seven seasons (1976-77 to 1983-84) in the NHL as a defenseman with Toronto, Quebec and the New York Rangers. In 430 regular season games, he recorded 17-110=127 points. Farrish was originally drafted by the Rangers in the second round (24th overall) of the 1976 NHL Entry Draft.

Dave and his wife Roxanne reside in Anaheim Hills.



MIKE FOLIGNO

ASSISTANT COACH

Mike Foligno begins his first season as Assistant Coach with the Anaheim Ducks, joining the organization on June 24, 2010. In 2009-10, Foligno served as Head Coach and General Manager of the Sudbury Wolves in the Ontario Hockey League.

Foligno coached seven seasons with the Wolves and became the winningest coach in franchise history, compiling a 189-229-58 record in 476 career games along with a 29-31 mark in the playoffs. Sudbury qualified for the postseason in six of seven seasons under Foligno, including an Eastern Conference championship in 2006-07.

A native of Sudbury, Ontario, Foligno has served as an NHL assistant coach with the Toronto Maple Leafs (1995-96) and Colorado Avalanche (1997-98). He began his professional coaching career with the St. John's Maple Leafs of the American Hockey League (AHL) in 1995-96 prior to his time in Toronto and Colorado. In 1998-99, Foligno was named the head coach of Colorado's AHL affiliate in Hershey, where he led the Bears to a 186-154-60 record in five seasons (1998-03) and five straight appearances in the Calder Cup Playoffs.

Originally selected by Detroit in the first round (third overall) of the 1979 NHL Entry Draft, Foligno played 15 NHL seasons with Detroit (1979-81), Buffalo (1981-90), Toronto (1990-93) and Florida (1993-94). During his rookie season in Detroit, Foligno scored 36 goals and was a runner-up for the Calder Memorial Trophy as Rookie of the Year.

In 1,018 career NHL games, Foligno collected 355-372=727 points with 2,049 PIM. He also appeared in 57 career Stanley Cup Playoff games, including an appearance in the 1993 Western Conference Finals.

Foligno resides in Sudbury, Ontario and has four children: Cara, Lisa, Nick and Marcus. His oldest son Nick is a member of the Ottawa Senators while youngest son Marcus was a fourth-round selection (104th overall) by the Buffalo Sabres in the 2009 NHL Entry Draft. Both Nick (2004-07) and Marcus (2007-10) played for Sudbury during Mike's seven-year tenure with the Wolves.



PETE PEETERS

GOALTENDING CONSULTANT

Pete Peeters is entering his second season as Anaheim's Goaltending Consultant.

Before joining the Ducks, Peeters served as the Edmonton Oilers goaltending coach from 2001-09. During his tenure, he helped Dwayne Roloson backstop the Oilers to a Stanley Cup Final appearance in 2006. Prior to joining Edmonton, Peeters spent four seasons as the goaltending coach for the Winnipeg Jets/Phoenix Coyotes from 1993-97.

The Edmonton, Alberta native captured the Vezina Trophy as the NHL's best goaltender for the 1982-83 season. He won the trophy as part of a career year with Boston in which he placed second in Hart Trophy (league MVP) balloting behind Wayne Gretzky. He also recorded a league-leading 40 wins and a 2.36 GAA that season. In his first full NHL season in 1979-80, Peeters earned a 29-5-5 record, helping the Philadelphia Flyers to a 35-game undefeated streak, which is the longest in NHL history. That same year, he helped the Flyers advance to the Stanley Cup Final, falling to the New York Islanders in six games. In his 13-year career (1978-91), Peeters appeared in 489 career games with Philadelphia, Boston and Washington, recording a 246-155-51 mark with a 3.08 GAA. He was also a four-time All-Star, appearing in the mid-season classic in 1980, 1981, 1983 and 1984.

Peeters was selected by Philadelphia in the eighth round (135th overall) of the 1977 NHL Amateur Draft. He represented the Canada Cup-winning Canadian squad in 1984, going 3-1-0 with a 3.33 GAA in four games. Pete and his wife Laurie have two sons and one daughter. The family resides in Edmonton.



JOE TROTTA

VIDEO COORDINATOR

Joe Trotta returns for his sixth season as Video Coordinator for the Anaheim Ducks. In his role, Trotta works closely with the coaching staff in compiling all pre-scout and game film for review.

Prior to joining the Ducks, Trotta served as Head Coach of the Los Angeles Jr. Kings, an 18-and-under AAA team, for two seasons. Trotta has nearly 300 games experience as an assistant coach at the professional level with the Columbus Chill (ECHL), Indianapolis Ice (IHL and CHL) and Peoria Rivermen (ECHL). While with the Ice, he won the 1999-00 Miron Cup as CHL champions. In addition, Trotta has coached under former AHL Coaches of the Year Don Granato (Worcester) and Bruce Cassidy (Grand Rapids). In all, Trotta has accrued over 16 years of coaching experience.

Prior to coaching, the Los Angeles native played hockey at the junior level in British Columbia and senior hockey in Northern Alberta. In addition, he played for the Dayton Jets of the All-American Hockey League in Dayton, Ohio. Trotta currently resides in Reseda and enjoys fishing and watching sports in his spare time.




SEAN SKAHAN

STRENGTH AND CONDITIONING COACH

Sean Skahan enters his ninth season as the Strength and Conditioning Coach for the Anaheim Ducks, after joining the club in 2002. He is responsible for the overall strength and conditioning program for all players in the Ducks system. Skahan also coordinates all off-ice training at the club's annual prospect conditioning camp.

Prior to working with the Ducks, Skahan was the Assistant Strength and Conditioning Coach at Boston College for the 2001-02 season. In 2000-01, he was the Assistant Strength and Conditioning Coach at the University of North Dakota. While earning his Master's degree in Kinesiology, the Massachusetts native worked as a Graduate Assistant Strength Coach at the University of Minnesota from 1999-00. He earned his bachelor's degree in exercise physiology from the University of Massachusetts at Boston in 1998. He also holds certifications from the National Strength and Conditioning Association (N.S.C.A.) and USA Weightlifting.

Sean, his wife Hillary and son Will reside in Anaheim Hills. The family enjoyed vacations this past summer visiting friends and relatives in both Massachusetts and Minnesota.



MARTIN MADDEN

DIRECTOR OF AMATEUR SCOUTING

Martin Madden enters his third season with the Ducks, serving as the Director of Amateur Scouting. In his role as chief amateur scout, Madden will evaluate top prospects throughout North America and attend all the major European junior tournaments. He will also play a key role in producing a final prospect list leading up to the 2011 NHL Entry Draft.

A native of Quebec City, Madden spent four years as an amateur scout for Carolina, winning the Stanley Cup with the Hurricanes in 2006. Prior to his time in Carolina, he served as a scout for the New York Rangers for seven seasons. Martin received his first scouting position with the Halifax Mooseheads

of the Quebec Major Junior Hockey League (QMJHL) while completing his M.B.A. in Finance at HEC Montreal.

Madden played hockey as a youth until Midget AAA. He walked on as a freshman for the McGill University hockey team but stopped playing to concentrate on his studies, completing a degree in engineering.

Madden currently resides in Quebec City and racks up countless kilometers cycling around different areas of the province. He also is passionate about golf, tennis, NFL football, wine and music.



ALAIN CHAINEY

DIRECTOR OF PLAYER DEVELOPMENT

An original member of the Ducks, Alain Chainey is entering his 18th season with the team. Chainey's main responsibilities include scouting and following the development of prospects within the Ducks system.

A native of Thetford-Mines, Quebec, Chainey has over 15 years experience as a hockey coach, including three seasons as an assistant coach with the Quebec Nordiques (1988-90). The 57-year-old Chainey spent 1990-93 as a head coach in the Quebec Major Junior Hockey League (QMJHL) with both Beauport and Victoriaville.

The 1984-85 Canadian Collegiate Coach of the Year, Chainey also played three seasons in the QMJHL, as well as three seasons for the University of Moncton. He received a bachelor's degree from the university in physical education in 1974.

Chainey enjoys playing golf as much as possible during the summer months. He and his family reside in Ste-Foy, Quebec.





DAVE BASEGGIO

PROFESSIONAL SCOUT

Dave Baseggio is entering his third season as a professional scout for the Ducks.

With over 10 years experience in professional hockey management, Baseggio joined Anaheim in 2008-09 after serving as head coach of the AHL's Peoria Rivermen (2006-08). Originally from Niagara Falls, Ontario, Dave also spent five seasons with the NY Islanders organization as an assistant and head coach for Bridgeport (AHL). While holding the post of assistant coach from 2001-05, Baseggio saw the club advance to the Calder Cup Finals in 2002 and finish first overall in the regular season standings that year. During

the 2003-04 season, the Tigers broke the AHL goals-against average record and had a franchise-record 22-game unbeaten streak. Dave assumed the title of head coach in 2005-06 and was named a finalist for the AHL's Coach of the Year. Following his playing career, Baseggio joined the Charlotte Checkers of the ECHL for the 2000-01 season, serving as assistant coach and assistant director of hockey operations.

A graduate of Yale University in 1989 with a B.A. in Economics, Baseggio played four years of college hockey with the Bulldogs as a defenseman and was elected team captain in 1988-89. He earned ECAC All-Star honors in his final three collegiate seasons. Following college, he played professionally for 12 seasons in the AHL and IHL, and was a two-time IHL All-Star (1997 and 1999).

Dave and his wife Sondra are parents to son Michael (9) and daughter Katherine (6). The family resides in Branford, Connecticut. Because his job requires so much travel, Dave enjoys spending his downtime at home with the family.



GLEN COCHRANE

AMATEUR SCOUT

Glen Cochrane enters his fourth season with the Ducks after spending the previous five seasons scouting for the Colorado Avalanche. With the Ducks, Cochrane is responsible for amateur scouting across Western Canada and tournaments held in Europe.

A Cranbrook, British Columbia native, Cochrane played in 411 NHL games with Philadelphia, Vancouver, Chicago and Edmonton from 1978-89, collecting 17-72=89 points with 1,556 PIM as a defenseman. Following his professional career, Glen joined the WHL ranks in 1995 as an assistant coach for the Kelowna Rockets. He continued his coaching career for the next 10 years

at both the junior and minor league levels. Cochrane joined the Colorado Avalanche organization for the 2001-02 season, assuming similar responsibilities that he currently holds with the Ducks.

Glen and his wife Joan have three daughters: Shelby (24), Paige (22) and Tegan (18). The family resides in Kelowna, British Columbia. In his spare time, Cochrane enjoys playing soccer, fishing, cycling and traveling with his family.



JEFF CRISP

AMATEUR SCOUT

Jeff Crisp is in his eighth season with the Ducks as an Amateur Scout.

Crisp's main responsibilities with the Ducks include scouting North America and Europe for the NHL Entry Draft. He was previously a member of the Calgary Flames scouting department for four seasons (1999-03).

From 1995-99, Crisp was the Director of Marketing and Communications for the Peterborough Petes of the Ontario Hockey League after graduating with a degree in Economics from the University of Calgary.

Crisp's father, Terry, was Head Coach of the 1989 Stanley Cup champion Calgary Flames. He also won two Cups as a player with the Philadelphia Flyers

in 1974 and 1975.

Jeff and his wife Trish have two sons: Tommy (8) and Kale (6). The family resides in Calgary, Alberta, where Jeff also helps coach a high school baseball team and Trish works as a special education teacher.



JAN-ÅKE DANIELSON

EUROPEAN SCOUT

Jan-Åke Danielson is in his 13th season with the Ducks as a European Scout.

Prior to joining the Ducks organization, Danielson worked as a full-time coach in Sweden from 1987-98. During that time, he also coached for Sweden's World Jr. Championship team five times. He was also a part-time scout for the Florida Panthers for three years.

Danielson played for five years in the Swedish Elite League before attending the University of Wisconsin, where he was a member of the school's 1983 National Championship Team. He graduated from Wisconsin in 1986 with a degree in Physical Education and still enjoys spending at least part of his summer vacationing in the United States.

The 48-year-old Danielson resides in Gothenburg, Sweden with his wife Regina. The couple's two daughters, Gabriella (17) and Cecilia (13), are competitive figure skaters and are among the top athletes for their age-group in Sweden.




MATT LAATSCH

AMATEUR SCOUT

Matt Laatsch begins his fourth season as a member of the Ducks organization. He is responsible for college scouting and special assignments in hockey operations.

Laatsch's experience in hockey comes at both the playing and coaching levels. For two seasons, he served as an assistant coach to Anaheim's then-affiliates Iowa (2008-09) and Portland (2007-08) in the American Hockey League. Laatsch, 30, helped lead the Pirates to an Eastern Conference Finals appearance in the 2008 Calder Cup Playoffs. Before joining the Anaheim organization, Matt was an assistant coach in 2006-07 at the University of Denver (his alma mater) under two-time National Coach of the Year George Gwozdecky. A member of the Pioneers' back-to-back NCAA Championship squads in 2004 and 2005 (team captain in 2005), Laatsch appeared in 110 career games with Denver, collecting 6-24=30 points as a defenseman. He helped his team to a 112-43-14 record over four seasons, which also included two Western Collegiate Hockey Association Final Five titles and two WCHA regular season championships.

A native of Burnsville, Minnesota, Laatsch earned his bachelor's degree in business management from Denver in 2004. He currently resides in Apple Valley, Minnesota with his wife, Jill. The couple was married this past summer. In his spare time, Laatsch likes to golf and play the guitar.





KEVIN MURRAY

AMATEUR SCOUT

Kevin Murray begins his third season with the Ducks as an amateur scout. Since joining the club during the 2008-09 season, Murray's role has expanded to encompass all USA amateur leagues, which include the high school, junior and collegiate levels.

Prior to joining the Ducks, Murray coached at both the Bantam Major AA and AAA levels in the Chicago area for two years. He played junior hockey with the Chicago Freeze and Danville Wings of the North American Hockey League (NAHL) before moving onto Quinnipiac University, where he played one year of Division 1 college hockey. He also played two years of club hockey with University of Miami (Ohio) as part of the American Club Hockey Association.

A native of Chicago, IL, Murray received his Bachelor's of Arts in History from the University of Miami (Ohio) in 2003 and his Master's of Arts in Education from DePaul University in 2005. He taught two years of special education and three years of seventh-grade math, both within the Chicago public school system.

Kevin and his wife Katherine reside with their daughter, Mikayla (3), in the Andersonville neighborhood of Chicago.



JIM SANDLAK

AMATEUR SCOUT

Jim Sandlak enters his third season with the Ducks as an amateur scout. His main responsibilities include scouting the Ontario Hockey League and USA Hockey's Under-18 development program.

A veteran of 549 NHL games, Sandlak spent 11 seasons with the Vancouver Canucks and Hartford Whalers. He collected 110-119=229 career NHL points while also appearing in 33 Stanley Cup Playoff contests. Sandlak also won the gold medal with Team Canada at the 1985 World Juniors before winning silver as team captain the following year. After his playing career, Jim worked in the grocery industry, owned his own construction company and most recently served as an assistant coach for the Sarnia Sting (OHL).

Jim and his wife Susan have two sons: Patrick (19) and Carter (17). His son Patrick plays football and his son Carter is currently playing hockey for the Guelph Storm (OHL). The family vacations at their Northern Ontario cottage during the summer, enjoying recreational activities such as boating and fishing. In addition, Jim continues to work on his golf game when time permits.





DOUG SHEARER


EQUIPMENT MANAGER

Doug Shearer enters his fourth season with the Ducks, his 27th in the National Hockey League.

Shearer joined the Ducks after serving as the Head Equipment Manager for the Washington Capitals from 1983-07. While with the Capitals, Shearer saw the club advance to the Stanley Cup Final during the 1997-98 season. He joined the Capitals organization at the start of the 1981-82 season, serving as the head trainer for the Hershey Bears, Washington's primary affiliate of the American Hockey League.

Shearer also had the privilege to join Team USA on several occasions as the head equipment manager, including the 2003 World Championships in the Czech Republic, the 2002 Olympic Winter Games in Salt Lake City, Utah and the 1997 World Championship in Finland. In addition, he served as equipment manager for the 1999 NHL All-Star Game in Tampa, following Washington's appearance in the Stanley Cup Final.

A native of Salisbury, North Carolina, Shearer is a graduate of West Chester State College and holds a Bachelor of Science degree in Health and Physical Education. In his spare time, Doug enjoys hunting and fishing. Shearer and his wife Carrie have two children: Zach and Amy. The family resides in Maryland.



CHRIS ALDRICH

ASSISTANT EQUIPMENT MANAGER

Chris Aldrich enters his second season as the Ducks' assistant equipment manager after spending two years with the organization at the American Hockey League level.

Having served as the equipment manager of previous Anaheim AHL affiliates Iowa in 2008-09 and Portland in 2007-08, Aldrich has over 20 years of experience in the industry. Prior to joining the Anaheim organization in 2007, he spent 17 seasons as a member of the Boston Bruins franchise. Chris first held the post of equipment manager with the Providence Bruins (AHL) and then moved up the ranks to become assistant equipment manager for the NHL

Bruins for 10 years. He got his start working for the then-AHL Maine Mariners during college. Chris cites advancing to the AHL Eastern Conference Finals with Portland in 2008 as his favorite hockey memory.

Following the 2009-10 NHL season, Aldrich traveled to Cologne, Germany where he served as an equipment manager for Team USA at the 2010 IIHF World Championships.

Originally from Windham, Maine, Aldrich attended Rhode Island College and majored in history. When away from the rink, he enjoys playing tennis and is also an auto racing enthusiast. In addition, Chris is an avid runner, having completed the Boston Marathon on three separate occasions. Chris and his wife, Susan reside in Yorba Linda with their son, Andrew (3). The family vacations in Pelham, New Hampshire during the summer.



CHRIS KINCAID

EQUIPMENT ASSISTANT

Chris Kincaid enters his 18th season with the Ducks.

Having been with the organization since its inception in 1993, Kincaid has also worked for Team USA on two different occasions. He joined gold medal-winning Team USA at the 1996 World Cup as well as in Nagano, Japan for the 1998 Olympic Winter Games.

The Utica, New York native assists Equipment Manager Doug Shearer in handling equipment transfers for visiting teams at Honda Center and *THE RINKS*-Anaheim ICE.

Kincaid and his wife Marisa reside in Whittier. He is the proud father of three children and three grandchildren, and enjoys boating and outdoor sports in his free time.



TIM CLARK

HEAD ATHLETIC TRAINER

Tim Clark enters his sixth season as Anaheim's Head Athletic Trainer and has more than 17 years experience in the field. In his role, Tim works closely with players and team physicians in all aspects of medical operations.

Prior to joining the Ducks, Clark served as the Assistant Athletic Trainer with the Washington Capitals for six seasons. Before his time in hockey, he gained experience as an athletic trainer for various professional and collegiate basketball, soccer and lacrosse teams.

Clark is a member of the National Athletic Trainers Association, the Professional Hockey Athletic Trainers Society, is a Certified Athletic Trainer and is trained by the American Red Cross in advanced first aid, CPR and basic life support. Tim earned his Bachelor of Education-Science from Slippery Rock University in 1993 and earned a Master of Education-Science degree from Salisbury State University in 1995.

This past May, Clark served as an athletic trainer for Team USA at the 2010 IIHF World Championships in Cologne, Germany.

Clark and his family reside in Rancho Santa Margarita. He and his wife Tracy have two children: daughter, Bailee (10) and son, Landon (6). When away from the rink, Tim enjoys playing golf.



RICK BURRILL

ASSISTANT ATHLETIC TRAINER

Rick Burrill is entering his first season as the Ducks' Assistant Athletic Trainer, his second tour of duty with the organization. He previously served as the athletic trainer for the club's minor league affiliate from 2006-08. A native of Freeport, Maine, Burrill has over 17 years of experience in athletic training, varying from the collegiate level to the NHL.

Burrill earned his B.S. in Athletic Training from Northeastern University in 1993 and interned with the Boston Bruins while in school. From 1993-96, he was the Athletic Trainer and Equipment Manager for the Hampton Roads of the ECHL, an affiliate of the Washington Capitals at the time. Burrill went on to spend 10 years in Southern California as the Athletic Trainer of the Long Beach Ice Dogs (IHL) from 1996-99 and the Assistant Athletic Trainer for the Los Angeles Kings from 1999-06. During the 2004-05 NHL work stoppage, Burrill was a member of the Colonial Cup-winning Muskegon Fury (IHL) as the club's trainer. He joined the Ducks organization as the Athletic Trainer of the Portland Pirates (2006-08), the club's then-AHL affiliate. He remained in his native Maine when the Ducks moved their AHL affiliation to Iowa in 2008 and served as Athletic Trainer at St. Joseph's College through the 2009-10 season.

Rick makes his offseason home in Pownal, Maine, where he enjoys fly-fishing and hunting.



JAMES PARTIDA

MASSAGE THERAPIST

James Partida enters his sixth season as Massage Therapist for the Anaheim Ducks. He assumed the role in September 2005.

Prior to joining the Ducks, Partida served as a massage teacher, honing his technique after his interest was peaked while taking a shiatsu massage class in 1994. He received his certified massage therapist degree at the Shiatsu Massage School of Southern California. Partida also has a physical medicine assistant license from Pacific College in Santa Ana, California. In 2008, James received his ART (active release technique) certification, a practice that is becoming well known in the industry. This past summer, James attended

additional ART classes as well as joined the Advisory Board for the American Career College in their massage therapy program. In addition to his position with the Ducks, Partida also works on other professional athletes as well as many celebrities.

Partida and his wife Kathleen have four children: daughters Nicole (23), Rosie (19) and Sydney (11) and son James Rafael (2). They also have one granddaughter, Angela, who was born in December, 2009. Daughter Rosie is a member of the U.S. Air Force and is currently stationed at Travis Air Force Base near Sacramento. The family resides in Chino.

TEAM PHYSICIANS



DR. CRAIG MILHOUSE

MEDICAL DIRECTOR

Now in his 18th season with the Ducks, Dr. Craig Milhouse was named the club's Medical Director in September, 2010. He also serves as Team Physician for the Angels and the Fullerton Junior College Athletic Department.

Milhouse's current professional duties also include his private practice in Internal Medicine and Athletic Medicine in Orange and a role as Medical Consultant for Honda Center. He previously served for 10 years at the Kerlan-Jobe Orthopaedic Clinic in Anaheim.

A native of Detroit, Michigan, Milhouse received his Bachelor of Science degree from the University of Michigan in 1976 and Medical Degree from Wayne State University School of Medicine in 1980. He completed his Medicine/Surgery Internship at St. John's Hospital in Detroit (1980-81) and his Internal Medicine Residency at Huntington Memorial Hospital in Pasadena (1981-84). Milhouse served his Sports Medicine Fellowship at Kerlan-Jobe Orthopaedic Clinic in Inglewood (1990-91) and received his Board Certification in Internal Medicine in 1984.

Milhouse has worked as Team Physician for the Los Angeles Rams (1993-95), the University of Southern California (1988-93), Occidental College (1992-93), Anaheim Bullfrogs, Anaheim Piranhas and Anaheim Splash. In 2003, Milhouse served as the Medical Director for the World Gymnastics Championships and has been a voluntary member of the Tournament of Roses for over 20 years. He and his wife Pamela have two sons, Jonathan and Alex.



DR. ORR LIMPISVASTI

TEAM PHYSICIAN

Dr. Orr Limpisvasti joins the Ducks for his first season as the club's Orthopaedic Surgeon. He practices sports medicine at the Kerlan-Jobe Orthopaedic Clinic in Orange County and Los Angeles. Limpisvasti serves as an Orthopaedic Consultant for the Angels and assists in the care of other professional and collegiate sports teams affiliated with the clinic, including the Los Angeles Lakers, Los Angeles Kings and Los Angeles Dodgers.

Limpisvasti graduated from medical school at the University of Rochester and completed his orthopaedic training at the University of Hawaii. He completed his sports medicine fellowship at the Kerlan-Jobe Orthopaedic Clinic in Los Angeles. Limpisvasti is Board Certified with the American Board of Orthopaedic Surgery. He is a member of the American Orthopaedic Society for Sports Medicine, Arthroscopy Association of North America, and the American Academy of Orthopaedic Surgeons.

Through his practice at the Kerlan-Jobe Orthopaedic Clinic, Limpisvasti has remained active in academic and educational pursuits. He trains orthopaedic surgeons in the sports medicine fellowship training program and continues to actively publish research in the field of orthopaedic surgery and sports medicine. His research and clinical interests include shoulder, elbow, and knee injuries and he is clinical faculty at the Orthopaedic Biomechanics Laboratory in Long Beach, California.

Limpisvasti and his wife Kimberly have one son, Sean.



DR. BAO-THY GRANT

ORAL SURGEON


Dr. Bao-Thy Grant enters her first season serving as the Ducks Oral Surgeon.

A Southern California native, Grant completed both her undergraduate Business degree and DDS degree from the University of Southern California, graduating with honors. She completed her postgraduate surgical training in Oral & Maxillofacial Surgery at Montefiore Medical Center/Albert Einstein College of Medicine in New York. During her residency, Grant was inducted as a member of the Leo M. Davidoff Society for her outstanding achievement in the teaching of medical and surgical students.

Grant's private practice, C.O.R.E. (Center for Oral Reconstruction & Education) in Orange is a state-of-the-art surgical and teaching facility. C.O.R.E. provides continuing education for dentists in implant dentistry, medical emergencies and surgical dental therapy. She is the co-founder and instructor of the Orange County CPR Angels, teaching Basic Life Support to healthcare providers and the public. Grant is also on staff at St. Joseph Hospital of Orange and CHOC Children's. An active delegate and chair on both the state and local organizations for the California Dental Association and the Orange County Dental Society, Grant is also member of the American Board of Oral and Maxillofacial Surgery and the American Association of Oral & Maxillofacial Surgeons.

Grant and her husband Dr. David E. Grant reside in Newport Beach with their daughter, Kyla and son, Cody.

Grant takes over for long-time friend and business partner, Dr. Jeff Pulver, who passed away last summer. Grant accepted the Ducks position in Pulver's honor.



HONDA CENTER AND THE COMMUNITY




DUCKS STAFF



Lindsay Allan
Inside Sales
Representative



Daniel Alvarez
Season Sales
Account Executive



Alex Anderson
Director of Corporate
Partnership Activation



Terri Awde
Group Sales
Account Executive




Champ Baginski
Fan Development
Manager



James Bakken
Manager of
Ticket Operations



Randy Bernabe
Media Sales
Coordinator



Jennifer Boris
Corporate Partnership
Activation Coordinator



Patrick Boykin
Junior Designer



Adam Brady
Director of Publications
& New Media



Chris Brown
Entertainment Manager



Jesse Bryson
Community Relations
Manager



Gina Bulgheroni
Assistant Manager,
Premium Ticketing



Jonas Calicdan
Assistant Ticketing
Manager



Jana Cannavo Wyllie
Premium Services
Manager



Jesse Chatfield
Marketing Manager



Janet Conley
Executive Assistant to
the Vice President of
Sales and Marketing



Rich Cooley
Editor/Producer



Jennifer D'Anna
Group Sales
Account Executive



Tim Diener
Research Analyst



Linda Dubois
Accounting Clerk



Rob Dumlao
Accounting Assistant



Mark Eggering
Premium Account
Executive



Robert Flanigan
Sales Manager



Kent French
Host/Producer

DUCKS STAFF



Jamie Friedrich
Group Sales
Account Executive



Tiffany Frish
Broadcasting
Coordinator



Paige Fullmer
Fan Development
Intern




Nate Gardner
IT Associate



Alex Gilchrist
Director of Media &
Communications



Chris Gooden
Inside Sales
Representative



Cheryl Gorman
Executive Assistant
to the Executive Vice
President/COO



Casey Haakinson
Season Sales
Account Executive



Kyle Haygood
Season Sales
Account Executive



Vanessa Heavens
Community Relations
Intern



Amelia Hedges
Premium Office
Coordinator



Mark Hermanson
Corporate Sales
Manager



Mike Hermosa
Fan Development
Coordinator



Audrey Hodges
Accountant



Steve Hoem
Media &
Communications
Manager




Neil Horowitz
Social Media Producer



Joseph Hwang
Senior Manager of Fan
Development, School &
Education Programs



Cindy Iwami
Marketing Coordinator




Brittany James
Season & Group
Sales Coordinator




Lisa Johnson
Director of Ticket
Sales & Service



Ryan Johnson
Marketing Coordinator



Tracie Jones
Director of Marketing



Rachel Kaizoji
Naming and Title Rights
Manager



Kameron Kwok
Group Ticketing
Representative



Ryan Lichtenfels
Manager of Hockey
Operations


DUCKS STAFF



Kris Loomis
Senior Manager
of Signature Programs
& Events



Colleen MacKinnon
Marketing Coordinator



Melody Martin
Controller




Davin Maske
Arena Vision Editor/
Producer



Geoff Matthews
Premium Account
Executive




Adam Mendelsohn
Senior Media &
Marketing Manager



Jamie Minkler
Signature Programs &
Events Manager



Nick Moller
Season Sales
Account Executive



Lisa Monson
Human Resources
Coordinator



Sarah Montecinos
Production Coordinator




Mike Morrow
Senior Manager of
Season & Group Sales



Wendy Mulhall
Human Resources
Manager



Troy Naragon
IT Associate



Maureen Nyeholt
Senior Manager of
Hockey Operations



Eric Ogawa
Season Ticketing
Representative



Erin Ogawa
Manager of Corporate
Partnership Activation



Lauren O'Gorman
Media &
Communications
Manager



Jim Panetta
Director of Premium
Sales & Service



Dustin Parker
Inside Sales
Representative



Matt Payne
Group Sales
Account Executive



Roderick Perry, Jr.
Inside Sales
Representative



Joe Piscotty
Video Scouting Analyst



Greg Rieber
Director of Corporate
Partnerships



Katie Rodin
Assistant General
Counsel



Jillian Samuelli
Coordinator of
Minor League
Hockey Operations

DUCKS STAFF



Matt Savant
Director of Fan
Development



Keith Shattenkirk
Hockey Operations
Intern



Justin Sheppard
Senior Account
Executive,
Season Sales



Kyle Shohara
Communications
Intern



Graham Siderius
Inside Sales Manager



Rosanna Sitzman
Financial Analyst



Robert Slaby
Premium Ticketing
Representative



Ryan Spillers
Marketing Manager



Mariana Stoopon
Senior Designer



Gabriel Suarez
Associate Producer




Regina Terrana
Payroll Supervisor



Timothy Thompson
Premium Account
Executive



Peter Uvalle
Producer



Donna Vass
Human Resources
Manager



Matt Vevoda
Publications & New
Media Coordinator



Jennifer Walker
Community Relations
Manager



John Watson
Premium Ticketing
Representative



Matt Wiech
Corporate Sales
Manager



Mike Wing
IT Manager



Wendy Yamagishi
Director of Community
Relations



Ariana Zamora
Premium Services
Coordinator

ANAHEIM ARENA MANAGEMENT



Jo-Ann Armstrong
Director of Booking



Shelly Baker
Operations Office
Manager



Joe Barrett
Operations Manager



Russell Beecher
Security/Public Safety
Manager



Charles Boswell
Conversion & Janitorial
Supervisor



Jennifer Breen
Financial Analyst




Nate Chivers
Sound Technician



Jason Davis
Senior Event Manager



Chris DeLloyd
Event Crew Supervisor



Lee Ewert
Assistant Parking
Manager




Omar Felix
Technical Services



Annabel Findley
Receptionist



Joel Francisco
Ice Technician & Day
Crew Supervisor




Marissa Geller
Event Services
Manager



Jeff Grant
Parking Manager




Jon Hampe
Assistant Security
Manager



Joel Hobson
Director of Marketing



Quinn Mackin
Director of Events



Linda Martinez
Mail Services
Supervisor




Brent Mater
Director of Operations



Mark Neumann
Director of Ticket
Operations



James Pearson
Controller



Loree Peevey
Accountant



Tracy Richmond
Media &
Communications
Coordinator




Ana Robles
Payroll Accountant

ANAHEIM ARENA MANAGEMENT



Matthew Trout
Event Manager



Merit Tully
Director of Media & Communications



Lauren Voors
Marketing Coordinator



Matthew Warwick
Assistant Event Services Manager

ANAHEIM AND WESTMINSTER ICE



George Estrada
Operations Lead



Cindy Frazier
Operations Representative



Jill Herzog
Operations Coordinator



Rick Hutchinson
Hockey Manager



John Saitta
Skating Manager



Art Trottier
General Manager



Phil Zamora
Supervisor/Lead

HUNTINGTON BEACH AND CORONA INLINE



Ben Barrett
Assistant Hockey Manager



Mishka Drury
Assistant Manager, Officials & Scorekeepers



Tara Hamilton
Operations Coordinator



Ken Murchison
General Manager



Mike Urbano
Assistant Manager, Officials & Scorekeepers

PRIME TICKET™

PRIME TICKET is the destination for the most local, comprehensive coverage of the Anaheim Ducks. In its 18th season as a telecast partner, PRIME TICKET features **Brian Hayward** in the booth for his 18th season as the Ducks analyst while **John Ahlers** is back for a ninth season as play-by-play announcer. For the second consecutive season on PRIME TICKET, all Ducks game telecasts will be available in High Definition (HD).

PRIME TICKET is the exclusive home of "Ducks Live," the 30-minute original Ducks show that provides fans with unmatched access to the team. Hosted by PRIME TICKET reporter Bill Macdonald, "Ducks Live" keeps fans informed and entertained with player interviews, expert analysis and feature stories.

In addition to the Anaheim Ducks, PRIME TICKET is home of the Los Angeles Dodgers, Los Angeles Clippers, Chivas USA, Los Angeles Sparks, USC Trojans, UCLA Bruins, local high school sports and Big West and Pac-10 conference competition. Original programs "Before the Bigs," "In My Own Words," and more air on PRIME TICKET.

PRIME TICKET and its sister network, FOX Sports West, have been providing local sports coverage to Southern California, Nevada and Hawaii for over 20 years. Together, PRIME TICKET and FOX Sports WEST present more live, local sports programming than any other network or broadcast system in the market. FOX Sports West provides 24-hour sports programming to more than 6.8 million subscribers; PRIME TICKET reaches 6.2 million subscribers. The partner networks combine to produce over 700 live sporting events and telecast 2,000 hours of programming every year. For complete regional sports news, provocative opinions, telecast schedules and updated statistics, visit www.foxsportswest.com.



KDOC-TV HD Los Angeles begins its sixth year as broadcast home of the Anaheim Ducks. The station will be broadcasting 17 live games during the 2010-11 National Hockey League regular season.

KDOC-TV HD Los Angeles, based in the heart of Orange County, broadcasts to the entire Los Angeles television market of 5.6 million homes, drawing nearly three million viewers per week. KDOC-TV HD Los Angeles is dedicated to providing Southern California viewers with a variety of great entertainment, from hit television shows to movies, sports, specials and more.



JOHN AHLERS

TELEVISION PLAY-BY-PLAY

John Ahlers enters his ninth year as the Ducks' play-by-play voice on FSN PRIME TICKET and KDOC. He has called 470 Ducks games since joining the club prior to the 2002-03 season.

Each season, Ahlers is a significant contributor to the team's award-winning Ducks S.C.O.R.E. program, an educational initiative that impacts over 25,000 elementary school students. He teaches the students the value of teamwork in sports, in school and in life. Using team building exercises that relate to hockey, this interactive presentation demonstrates the importance to work effectively with others to achieve success in all endeavors. Ahlers can also be seen and heard at many of the Ducks community relations events, where he works as host and emcee.

Prior to joining the Ducks, Ahlers was with the Tampa Bay Lightning organization.

While in Tampa Bay, Ahlers served as radio play-by-play voice from 1999-02. A 23-year broadcast veteran with over 1,500 games behind the microphone, he also worked as host of the Lightning's television pre-game show and Lightning Weekly, a magazine format program aired on Florida's Sunshine Television Network.

Prior to his stint with Tampa Bay, Ahlers spent five seasons as the television and radio voice of the International Hockey League's (IHL) Detroit Vipers. During that time, he also worked as broadcaster of the IHL Game of Week and Turner Cup Finals for Fox Sports Net. While with the Vipers he received numerous awards, including the IHL Broadcaster of the Year in 1995 and Emmys for Best Sports Broadcasts in 1995, 1998 and most recently in 2003 for Best Live Sports Broadcast during Game 4 against Detroit in the first round of the Stanley Cup Playoffs.

A graduate of Michigan State University, he has also served as the voice of the Salt Lake Golden Eagles (IHL) and the Louisville IceHawks (East Coast Hockey League) as well as Michigan State and Colorado College hockey.

John and his wife Cindi were married in the summer of 2008. The couple resides in Aliso Viejo.



BRIAN HAYWARD

TELEVISION COLOR ANALYST

The original television analyst for the Anaheim Ducks, Brian Hayward returns for his 18th season with the club. He has called 954 regular season Ducks games since joining the club. Over the past 17 years, he has earned a reputation as one of hockey's most articulate and informative analysts. He has also been an active member of the Orange County community since joining the Ducks, participating in numerous charitable events on behalf of the club.

Hayward has also called national games for NBC, ABC, ESPN, ESPN2 and CBC. He appeared as an analyst for the "NHL on NBC," which included work at the 2006 Olympic Winter Games in Torino, Italy. He also served as color commentator for the 2004 World Cup of Hockey on ESPN's telecasts of the event. In 1998, he was a roving reporter during the Stanley Cup Final for ESPN, where he had the distinction of interviewing President Bill Clinton during a game in Washington.

After earning All-America honors as a goaltender at Cornell in 1982, Hayward went on to play in the NHL with the Winnipeg Jets, Montreal Canadiens, Minnesota North Stars and San Jose Sharks. In 1984-85, Hayward established a franchise record by winning 33 games with the Jets.

In Montreal, he teamed with Patrick Roy to win the William M. Jennings Trophy three consecutive years (1987-89) as the team allowing the fewest goals over the course of the regular season. Hayward also appeared in the Stanley Cup Final in 1986 with Montreal and 1991 with Minnesota.

A member of the inaugural San Jose Sharks in 1991-92, Hayward gained experience as an analyst on select Sharks games while sidelined with injuries. When a back injury forced a premature end to his playing career, he became a full-time broadcaster with the Ducks.

A native of Toronto, Ontario, Hayward holds a degree in business management from Cornell. He resides in Anaheim Hills with his wife Angela and daughter Courtney.



STEVE CARROLL

RADIO PLAY-BY-PLAY

Steve Carroll returns for his 12th season as the Ducks' radio play-by-play voice in 2010-11, having called 816 regular season games since joining the club. A veteran of 35 years as a play-by-play announcer, he joined the team prior to the 1999-00 season.

After landing his first play-by-play job as voice of the Mineral Area Junior College Men's Basketball Team (Flatriver, Missouri) in 1976, Carroll has gone on to broadcast in several sports at both the college and professional levels. The long list of baseball teams includes the Nashville Sounds (Triple-A), Huntsville Stars (Double-A) and Iowa Cubs (Triple-A). He has been employed in nine states and has called action in every state with the exception of Alaska and Idaho. At one point in the mid-1990s, Carroll was in Nashville broadcasting for five teams in three sports while freelancing for a newspaper. His work included covering the Nashville Knights of the ECHL and Vanderbilt University basketball and football (radio and television).

Carroll joined the Ducks after spending the previous two seasons handling the radio play-by-play duties for the New Orleans Brass of the ECHL, including serving in the communications, media relations and corporate sales departments. He also called games for the New Orleans Zephyrs, a Triple-A affiliate of the Houston Astros, from 1996-98. In addition, he handled play-by-play for the New Orleans Storm professional soccer team.

The 55-year-old Carroll has previous NHL broadcasting experience with the Philadelphia Flyers, serving as radio play-by-play announcer for the 1995-96 season. He also called action for the New Haven Nighthawks of the AHL during the 1985-86 season and the Des Moines Buccaneers (USHL) from 1981-85.

A native of St. Louis, MO, Carroll is also a contributor to AnaheimDucks.com, the club's official team website. On behalf of the team, he's served as an emcee at several charity events during the season and in the summer months. Carroll also co-hosted "This Week in Angels Baseball" for two years on Adelphia Cable in Southern California.

Steve and his wife Rhonda reside in Ladera Ranch.



DAN WOOD

RADIO COLOR ANALYST

Dan Wood enters his second season as radio color analyst for the Anaheim Ducks. Wood, who was named to his current position on Aug. 24, 2009, joins Steve Carroll in the Ducks radio broadcast booth for all pre-, regular and postseason games, led by flagship station AM 830 KLAA. In addition to his duties as radio color analyst, Wood also contributes to AnaheimDucks.com.

A 17-year veteran writer of NHL hockey, Wood covered the Ducks for the Orange County Register from 2000-09, including the club's run to the 2007 Stanley Cup championship. Prior to joining the Register, Wood covered the San Jose Sharks for the Contra Costa Times from the team's inception in 1991 until 2000.

A professional sportswriter since June 1980, Wood has previously covered Stanford University football, men's and women's basketball, Bay Area college baseball and St. Mary's College basketball, as well as high school and local sports.

Born in Ely, NV, Wood was raised in Livermore, CA, in the East Bay portion of the San Francisco Bay Area. He graduated from Livermore High School in 1976 and San Jose State University in 1980 (journalism major, sociology minor). He currently resides in Anaheim Hills with wife Kim and son Kenny. His daughter, Jennifer, resides in Jacksonville, FL.



JOSH BREWSTER

RADIO POSTGAME HOST

Josh Brewster returns for his fifth season as host of "Duck Calls" on AM 830 following all Anaheim Ducks road games. The call-in show offers fans an opportunity to converse with a wide variety of guests including players, broadcasters, writers and executives from the world of hockey.

In addition to hosting "Duck Calls," Brewster appears weekly on Sirius/XM NHL Home Ice, is a regular contributor for NHL.com, and serves as producer of "Hockeytalk Audio Features" on hockeytalk.biz. He has also contributed to The Hockey News and Hockey Digest, and provided narration for Animal Planet and USA Network.

A native of Buffalo, NY, Brewster resides in Reseda, CA with his wife, Catherine, and sons, Brent and Shane.

AM 830

KLAA is proud once again to be the home of 2010-11 Anaheim Ducks. AM 830 is a locally-owned 50,000-watt radio station which provides both live sports and a sports talk format serving Southern California.

AM 830 is the flagship station for the Anaheim Ducks and Angels Baseball in addition to live coverage broadcasts of both Notre Dame and Raider football. Daily sports programming begins with The Sports Lodge with Roger Lodge, ESPN's Scott Van Pelt and Doug Gottlieb. Weekends feature live programming covering outdoor expeditions, boating, horse racing, motor sports, extreme sports and other areas of interest to sports fans.



Skyview Networks serves as the official radio network provider of the Anaheim Ducks. The club announced a multi-year extension with Skyview on May 25, 2010.

Skyview Networks currently provides broadcast solutions for play-by-play sports to over 40 professional and collegiate sports organizations. It also serves the state news networks of California and Arizona.

Founded in 1995, Skyview Networks is based in Scottsdale, Arizona and focuses on providing broadcast network solutions to professional and collegiate sports programs and syndicated radio. Skyview's services include satellite distribution, full network automation, affiliate relations, inventory management and advertising solutions for radio, television, print, signage and web. For more information, visit www.skyviewnetworks.com.

HONDA CENTER



Nestled in the heart of Orange County, Honda Center stands as one of the premier entertainment and sports venues in the country. Opened in 1993, the venue is owned by the City of Anaheim and managed by Anaheim Arena Management, LLC. Home to the 2007 Stanley Cup champion Anaheim Ducks, the arena annually hosts favorites such as the Harlem Globetrotters, Stars on Ice and Ringling Bros. and Barnum & Bailey Circus.

Performances by world renowned musical artists and nationally prominent events are also plentiful year after year for the fans of Orange County and Southern California. Since 1993, more than 28 million fans have been entertained at Honda Center, enjoying more than 2,800 events.

The venue has been nominated for "Venue of the Year" in the United States by Pollstar Magazine on seven different occasions. The second half of 2010 features performances from Muse, Nickelback, Shakira, Justin Bieber, Usher, Michael Bublè and Roger Waters, in addition to serving as home to UFC 121.

Honda Center offers fans a facility that is both beautiful to behold and a delight in which to view any event, reflecting state-of-the-art design in both form and function. The arena, which recently went through a nearly \$13 million renovation, affords visitors incredibly comfortable seating and some of the best sight lines and proximity to the action found anywhere. The creation of The Theatre at Honda Center in 2001 as a separate venue allows for intimate performances in front of a crowd of approximately 7,000 people.

The complete arena encompasses 650,000 square feet of space and is lined inside and out with marble and granite from around the world. The building's roof spans 444 feet by 329 feet, more than 100 feet above the arena floor.

The arena has three levels of seating. Closest to the arena floor is the Plaza Level with 5,200 seats and 39 luxury suites. Just 21 rows above ice, the exclusive San Manuel Premium Level is accessible only to Premium Seat holders. It contains 1,750 seats, 44 luxury suites and the Jack Daniel's Old No. 7 Club. The third level, the Terrace Level, has a total of 9,200 easily accessible seats.

The arena is located in Orange County, east of the 57 (Orange) freeway on Katella Avenue. Five major freeways (57, 22, 5, 91, 55) are conveniently located within a five-mile radius of the building.

HONDA Center

Location Site: 2695 East Katella Avenue (at Douglass, east of 57 freeway)

Seating Capacity (including Suites): 17,174 for hockey and other rink events; 17,608 for basketball; 18,900 for center stage events; 18,325 for end stage events and 7,000 for Theatre events. Seating is customized per event.

Arena Highlights: NCAA Men's Basketball Tournament First and Second Round (2008), NCAA Men's Basketball Tournament Western Regionals (1998, 2001, 2003), 1999 NCAA Frozen Four, 2003 World Gymnastics Championships, 2004 U.S. Team Trials - Gymnastics, 2005 World

Badminton Championships, U2, Bette Midler, Paul McCartney, Eagles, Barbra Streisand, AC/DC, Gwen Stefani, Luis Miguel, Miley Cyrus, Sarah Brightman, Rod Stewart, David Bowie, Andrea Bocelli, Tim McGraw, Faith Hill, Phil Collins, Toby Keith, Alan Jackson, Madonna, Prince, Van Halen, Gloria Estefan, Jimmy Buffett, Bon Jovi, Billy Joel, the John R. Wooden Classic, Bruce Springsteen, and Elton John.

Attendance: Since 1993, more than 28 million fans have been entertained at Honda Center, enjoying more than 2,800 events.

TICKET INFORMATION



PLAZA LEVEL					
	View	Block Code	Block Price	Block Size	Block Type
Plaza Center	Red	PL001	\$120	100	100
Plaza Side	Pink	PL002	\$80	100	100
Plaza End Center	Yellow	PL003	\$100	100	100
Plaza End Side	Green	PL004	\$80	100	100
Plaza End End	Purple	PL005	\$80	100	100

DAN MAHEL PREMIUM LEVEL					
	View	Block Code	Block Price	Block Size	Block Type
Premium End	Yellow	PM001	\$100	100	100

TERRACE LEVEL					
	View	Block Code	Block Price	Block Size	Block Type
Terrace Center	Grey	TR001	\$60	100	100
Terrace Side	Light Green	TR002	\$60	100	100
Terrace End	Light Blue	TR003	\$60	100	100
Box 1 (Box 2 Price)	Light Blue	TR004	Varies	Varies	Varies
Terrace End	Dark Blue	TR005	\$60	100	100
Box 2 (Box 3 Price)	Dark Blue	TR006	Varies	Varies	Varies
Terrace Side	Orange	TR007	\$60	100	100

BoxSeater Tickets/individual tickets are sold at the Honda Center Box Office, located at 2015 E. Kendall Ave., one block west of the I-75 freeway in Anaheim. The box office is located on the east side of the arena, adjacent to the Anaheim Ducks Team Store and is open Monday through Friday from 10:00 a.m. to 4:00 p.m., Saturday 10:00 a.m. to 4:00 p.m., and Sunday three hours prior to event time. Special group pricing is offered for groups, organizations and clubs of 20 or more. For complete group information, please call 971-855-8366.



THE COOLEST PLACE ON EARTH

Anaheim ICE is the Official Training Facility of the Anaheim Ducks. This world class skating center features both NHL and Olympic size rinks. The facility also has a snack bar, pro shop, locker rooms, second floor meeting space and spectator seating for 850 people.

Anaheim ICE is Southern California's premier skating facility. As Anaheim's "home rink", Anaheim ICE is a true amenity, dedicated to a sense of community, fun and entertainment for all. Built upon a philosophy of training, education and development, Anaheim ICE is committed to setting the standard for youth, adult and women's hockey, ice skating and recreation programs.

With a menu that includes a variety of ice sport programming, Anaheim ICE offers new opportunities for people of all ages and skill levels. Developed in partnership with the City of Anaheim, the facility is the home rink for Disney GOALS (Growth Opportunities through Athletics, Learning and Service), a non-profit program designed to offer organized athletics, supplementary education and community service to local underserved youth. In addition, Anaheim ICE provides ice time and services annually to more than 6,000 students of the Anaheim City and Union High School Districts. The Anaheim Junior Ducks youth hockey club begins its sixteenth year with fifteen boys' teams and seven girls' teams – the largest season in club history! And 2010-2011 sees the incredibly successful high school hockey program expand to include seven teams – JSerra and Santa Margarita High School fielding both JV and Varsity, and new additions Damien, Servite and Orange Lutheran High School each with a JV team.

Anaheim ICE was designed by renowned architect Frank Gehry. The facility features a 3,000 square foot pro shop that offers the finest hockey and skating gear available in Southern California along with special player services and a highly-trained staff. Club 32°, located on the second floor, is available for gatherings ranging from birthday parties to business community meetings featuring a glassed-in viewing area which allows guests to view activities on both rinks. In addition, the skate rental counter houses 1,000 pairs of skates for general and public use.



714-535-RINK

www.The-Rinks.com/AnaheimICE

2010-2011

IT JUST DOESN'T
GET ANY BETTER!

The Rinks Westminster ICE is the newest addition to the Anaheim Ducks rink development program. Offering daily public skating sessions, figure skating, Learn to Skate, youth and adult hockey programs, birthday parties and more! Westminster ICE offers a variety of programs for skaters of all ages and skill levels. Youth and adult hockey initiation, in-house leagues, pick up hockey, clinics and camps are available. And new to Orange County – Learn to Curl classes, Drop in and curling leagues! Whether you're beginning, intermediate or advanced, Westminster ICE has the hockey, figure skating or curling class for you!

Westminster ICE is a great place for your birthday party, group outing or special holiday event. Private ice rental is available for exclusive skating or curling parties or try broomball – hockey in your shoes! All equipment, including skate rental, is provided. With two party rooms and several party packages to choose from, your group event promises to be a memorable one at Westminster ICE!



714-248-9611

www.The-Rinks.com/WestminsterICE



**ANAHEIM ICE
WESTMINSTER ICE**

Public Skating

Birthday Parties

Youth Hockey

Adult Hockey

*Learn To Skate
Programs*

NHL & Olympic ICE

2010-2011





Westminster ICE is located off the 22 and 405 freeways.

Anaheim ICE is conveniently located in the City of Anaheim, just 2 miles north of Disneyland and 5 miles East of the Honda Center.

13071 Springdale Street
Westminster, CA 92683
[www.The-Rinks.com/
WestminsterICE](http://www.The-Rinks.com/WestminsterICE)

300 West Lincoln Avenue,
Anaheim, CA 92805
[www.The-Rinks.com/
AnaheimICE](http://www.The-Rinks.com/AnaheimICE)



THE COOLEST PLACE ON EARTH



THE NAME, LOGO & COLORS


HOW IT ALL BEGAN

On October 2, 1992, Walt Disney Pictures released the hit movie "The Mighty Ducks" and created a new wave of excitement among the nation's youth and ice hockey. Starring Emilio Estevez and a band of kids who learn to play and win as a team, "The Mighty Ducks" grossed \$51 million at the box office and served as the inspiration for the name of the Walt Disney Company's NHL club.

The original official team colors and logo were unveiled on June 7, 1993, and Mighty Ducks merchandise was immediately propelled into one of the top sellers in all of professional sports.

Purple, jade, silver and white were chosen as the team's colors while an attractive crest featuring a duck head-shaped hockey mask was chosen to give the club its own unique identity.

As a testament to the logos popularity, the Ducks original jersey was named the "most fashionable" uniform in all of sports at the inaugural ESPY awards in 1997.



The official team colors and logo were unveiled on June 7, 1993.

THIRD JERSEYS

The Ducks have appeared in three different alternate jerseys over the years (each pictured), with a fourth coming this NHL season. Anaheim's first alternate sweater was a cartoon Duck breaking through a sheet of ice. The club moved to a more classic approach with its next two sweaters, using black with dark plum, silver and white accenting as its color palate for the last alternate jersey worn during the 2003-04 and 2005-06 seasons.



THE NAME, LOGO & COLORS



This season, the Ducks will unveil a new third jersey on Friday, Nov. 26 vs. the Chicago Blackhawks. The new jersey will be unveiled by the players as they take the ice for the game (the traditional uniform will be worn during warmup). Following its debut on the day after Thanksgiving, the Ducks will sport the third jersey on 14 other occasions (15 in all). The third jersey will put an alternative spin on the traditional colors and logo, also paying homage to the club's history.

A NEW LOOK UNVEILED

In the spring of 2005, Henry and Susan Samueli entered into an agreement with the Walt Disney Company to purchase the Ducks franchise. In the Samueli's first year of ownership, the Ducks set then-franchise records for overall wins (43) and standings points (98). Entering the 2006 Playoffs as the Western Conference's sixth seed, the Ducks upset the third-seeded Calgary Flames in a thrilling seven-game series and went on to sweep the Colorado Avalanche before losing to the Edmonton Oilers in the Western Conference Finals.

On June 22, 2006, a new era began for the franchise as the team became officially known as the Anaheim Ducks. In addition, a new logo and color scheme was unveiled. The new look and identity of the Ducks were a collaborative effort, mixing opinions of fans as well as Ducks players, ownership and management. All parties involved unanimously decided to go beyond simply altering the original concept of an aggressive duck character.

In shaping the new design, the focus was sharpened to create an overall image that expressed excitement, speed and a competitive edge. In addition, a classic color palette of black and metallic gold was developed, with an accent of orange as a metaphorical link to the team's Orange County home.


The result is a strong, typographic mark anchored by a stylized "D" that echoes the image of a duck's foot or footprint. The custom typography has a powerful forward momentum and is made up of metallic gold letters with orange drop-shadows and a black holding shape. The new uniforms are an evolution of the earlier sweater design but with gold, white and orange sweeping stripes influenced by the curves of the "D" in the Ducks logo.

Set with a new look for the 2006-07 season, the Ducks made history and won the Stanley Cup. The club also won its first-ever Pacific Division title, spending the final 72 games and 163 calendar days atop the division. Anaheim once again broke club records in wins (48) and standings points (110). The Ducks defeated Minnesota (4-1), Vancouver (4-1), Detroit (4-2) and Ottawa (4-1), becoming the first West Coast team to win the Stanley Cup since the 1925 Victoria Cougars and the first U.S. team on the West Coast to win it since the 1917 Seattle Metropolitans.

A TWIST ON THE NEW

For the 2007-08 season, the National Hockey League and Reebok teamed to create the Rbk EDGE Uniform System to meet the performance demands of today's NHL player. The result of more than two years of research and testing, the system features technologically advanced materials and fabrics that are more breathable, more water-resistant, more comfortable and more compatible with equipment.

The Rbk EDGE Uniform System is worn by all 30 NHL teams in their respective colors and designs. The introduction of this system marked the first time in the history of North American professional sports that a uniform innovation had been implemented League-wide.



ANAHEIM DUCKS COMMITMENT TO THE COMMUNITY

The Anaheim Ducks take pride in serving the Southern California community through a variety of charitable fundraisers, educational programs and outreach activities, as well as the Anaheim Ducks Foundation. Together, the Anaheim Ducks and Honda Center strive to be actively involved in the local community. This commitment ranges from in-kind donations, charity tickets, recreational and educational programs, and the dedicated involvement of players, coaches, broadcasters, staff and mascot.

ANAHEIM DUCKS FOUNDATION

The mission of the Anaheim Ducks Foundation is to facilitate and support programs that produce positive change for children and families throughout Southern California by providing educational opportunities, broadening access to the sport of hockey and addressing the health and wellness needs of our community.

As the team's main beneficiary, the Anaheim Ducks Foundation raises funds through various activities throughout the season such as the Golf Classic, Meet the Team, Dux in Tux, as well as a variety of in-game fundraisers. Through the Foundation, the Anaheim Ducks look to support exemplary Southern California nonprofit organizations and to help make a positive impact in the local community with programs such as Ducks S.C.O.R.E. (Scholastic Curriculum of Recreation & Education), which offers free educational standards-based curriculum to students through in-class and physical education.

ANAHEIM DUCKS "GET YOUR DUCKS IN A ROLL" EVENT

The Anaheim Ducks partnered with RA Sushi, Tustin's stylishly hip sushi bar restaurant, for the Second Annual "Get Your Anaheim Ducks in a Roll"



sushi fundraiser on September 13. The event featured Anaheim Ducks players participating in a sushi rolling contest dedicated to benefiting and raising awareness for the Anaheim Ducks Foundation. Ducks players designed and named sushi roll recipes in hopes to have their roll featured on RA Sushi's menu in four locations, with a portion of the proceeds benefiting the Anaheim Ducks Foundation. The sushi roll with the most creative name, ingredients, presentation and taste was chosen by a panel of judges comprised of media and RA Sushi experts.



COMMUNITY INVOLVEMENT

ANAHEIM DUCKS ANNUAL GOLF CLASSIC

The Anaheim Ducks kicked off the 2010-11 season by hosting the Anaheim Ducks Golf Classic presented by Honda. This annual tournament was held on September 15 at Oak Creek Golf Club and featured Anaheim Ducks players as the “fifth” player participating in foursomes for a round of golf alongside Ducks fans and supporters. The Anaheim Ducks Golf Classic raises funds to benefit the Anaheim Ducks Foundation.

The Golf Classic features exciting course competitions along with silent and live auctions. The Anaheim Ducks Golf Classic presented by Honda began with interactive contests versus Ducks players and a pre-shotgun breakfast program where sponsors drafted the Anaheim Ducks player that joined their foursome for an exciting afternoon of golf.


MEET THE TEAM

On October 5, the Anaheim Ducks held the annual fundraiser Meet the Team presented by OCRegister.com to raise funds for Register Charities and the Anaheim Ducks Foundation. The event featured a new twist this season: a Tuesday Night Fight Night Wii Boxing Tournament, where guests were given the opportunity to go head-to-head against a Ducks player in Wii boxing. Meet the Team presented by OCRegister.com was held at Bluewater Grill at The District in Tustin, where guests enjoyed delicious fare and specialty cocktails. Fans spent the evening socializing with Ducks players, coaches and management, and cheering on the contestants of the Tuesday Night Fight Night rounds.

Meet the Team also featured a silent auction filled with Ducks collectibles and Honda Center ticket packages, as well as a wonderful opportunity drawing with great prizes.

DUX IN TUX

For one evening, the Anaheim Ducks players and coaches hang up their skates and take on a new role as “celebrity sous chefs” joining some of Orange County’s finest chefs. Players will treat guests to an evening of fine dining at the 11th Annual Dux in Tux presented by Honda. At Dux in Tux, the entire Ducks



roster will be on hand – looking their very best in tuxedos – joining Orange County’s finest chefs to provide guests with a night of quality service and exceptional cuisine in support of the Anaheim Ducks Foundation.

The 11th Annual Dux in Tux presented by Honda will also help bring awareness to the Ducks S.C.O.R.E. (Scholastic Curriculum of Recreation & Education) program, which offers free educational standards-based curriculum to students through in-class and physical education.

LA CASA GARCIA’S “WE GIVE THANKS”

Honda Center and the Anaheim Ducks will celebrate their sixth Thanksgiving holiday with local nonprofit partner We Give Thanks, Inc. and La Casa Garcia restaurant for the traditional “We Give Thanks” Thanksgiving dinner. The We Give Thanks event is a complimentary Thanksgiving dinner for local residents that might go without a meal during the holiday. For 22 years, “We Give Thanks” has been serving meals to those in need, with more than 200,000 free meals being donated to the community.

More than 15,000 local residents fill the parking lot of Honda Center to enjoy a traditional Thanksgiving meal and celebrate the holiday by enjoying music provided by various local bands and singers who entertain throughout the day.

Ducks players, coaches and front office staff attend each year with their families to serve meals, spend time with those in attendance and give thanks on this special Thanksgiving holiday.

COMMUNITY INVOLVEMENT



ANAHEIM DUCKS CASINO NIGHT

Each season, Honda Center is transformed from the Ducks home ice to an exciting locale such as a 1920s prohibition-era Speakeasy, Havana-inspired Cuba, Las Vegas or the Old West for the Anaheim Ducks Annual Casino Night benefiting Orangewood Children's Foundation. Casino Night gives Ducks fans and Orangewood Children's Foundation supporters the chance to play exciting casino-style games such as roulette, blackjack and craps alongside Ducks players and coaches. Guests also have the opportunity to place bids on an assortment of silent auction items throughout the night as well as enter to win a variety of exciting prizes in the evening's opportunity drawings.

Proceeds from the Anaheim Ducks Casino Night assist 44 Women for Children, an auxiliary of Orangewood Children's Foundation, in its scholarship efforts for Orangewood's youth. The mission of the Orangewood Children's Foundation is to end the cycle of child abuse by providing innovative programs focused on prevention, care, emancipation and public awareness.

LADY DUCKS FASHION LUNCHEON

During the Spring, the Anaheim Lady Ducks – wives and significant others of players, coaches and executive management – will host the Anaheim Ducks Fashion Luncheon benefiting Children's Hospital of Orange County (CHOC Children's). The show will feature fashions presented by Saks Fifth Avenue and South Coast Plaza. The annual Fashion Luncheon has raised money over the past three years to fund the new Anaheim Ducks wing

on the oncology floor at the children's hospital and CHOC Children's Orthopaedic Institute Sports Medicine Program.

The event gives attendees the chance to have lunch alongside Ducks players, as well as enjoy a fashion show featuring members of the team, CHOC Children's ambassadors and professional models walking the runway as they show off the latest spring fashions. The Fashion Luncheon includes a VIP reception as well as silent and live auction items such as Ducks and other sports memorabilia, fantastic vacation packages and beautiful jewelry.



COMMUNITY INVOLVEMENT

HOLIDAY SHOPPING SPREE

The Anaheim Ducks host children from The Wooden Floor (formerly known as Saint Joseph Ballet) each season for the annual Ducks Shopping Spree at Wal-Mart Foothill Ranch. Ducks players joined by their wives and significant others accompany The Wooden Floor students as they shop for school supplies, backpacks, new clothes and other essentials as a special holiday treat from the team. The Wooden Floor is one of the nation's most innovative after-school programs for at-risk youth. The mission of The Wooden Floor is to empower low-income youth from diverse backgrounds to strengthen self-esteem, self-discipline and a sense of accomplishment through dance, academic and family programs.

In addition to the shopping spree, the children were given tickets to attend an Anaheim Ducks game, an Anaheim Ducks Kids Club kit and a variety of Ducks merchandise.



GEORGE PARROS CUT FOR THE KIDS

Each season, Ducks fans join George Parros to help in the fight against cancer by donating their hair at the Annual George Parros Cut for the Kids to benefit the Childhood Leukemia Foundation (CLF). Since the start of his professional career, Parros has been growing his hair long so he can donate it to nonprofits that provide children with wigs during their treatments.

At the event, participants have the opportunity to meet George Parros, who is available for pictures and autographs, with 100% of the donations benefiting CLF. In addition, an opportunity drawing is held featuring a variety of great Ducks memorabilia.

The CLF is a national nonprofit organization that offers a wide range of services to children living with cancer, and their respective families. CLF also provides thousands of custom-made, 100% human hair wigs with kid-friendly hats (Hugs-U-Wear) to children around the country.

VISITS AND APPEARANCES

Each season, the Anaheim Ducks appear at a variety of organizations and community events. The Ducks make regular visits to the Children's Hospital of Orange County (CHOC Children's), visit

local schools as part of the team's S.C.O.R.E. program, attend youth hockey clinics and rinks through Fan Development outreach efforts, and appear at local youth organizations, special events, charitable fundraisers and much more.

DONATIONS

The Anaheim Ducks are committed to assisting charitable organizations throughout Southern California to raise funds by providing auction items for local events.

Organizations interested in requesting a donation must be a 501(c)(3) agency located in Southern California. Requests must be submitted on the donation requests page of the Anaheim Ducks website, AnaheimDucks.com at least eight weeks prior to the date of the event.

GAME NIGHT ACTIVITIES

Anaheim Ducks games are a great opportunity to feature nonprofit organizations and help raise awareness of the needs in our community. Each season, the Ducks have a variety of activities at home games, including toy drives, HondaVision messages, Ducks memorabilia auctions, fundraisers for local nonprofit organizations, holiday activities and much more!

ANAHEIM DUCKS CHARITY TICKET PROGRAM

Through the generous donations of Anaheim Ducks corporate partners, players, management and fans, the Ducks are able to provide tickets throughout the season to 501(c)(3) charitable organizations in Orange County and surrounding areas.

COMMUNITY SPOTLIGHT


Each season, the Anaheim Ducks honor Southern California's local community members with the Community Hero Award, highlighting the nonprofit organizations they are associated with. The Community Hero Award was initiated as our way of saying thank you to individuals who have contributed significantly in assisting the local community through extreme acts of generosity and support.



THE CITY OF ANAHEIM



The City of Anaheim, founded in 1857, is one of the nation's premier municipalities and is California's 10th most populous city. Anaheim covers 50 square miles with more than 345,500 residents and more than 3,200 City employees. The municipal corporation's annual budget is \$1.4 billion. Anaheim supports a thriving business community with companies such as Carl Karcher Enterprises, Inc., L-3 Communications, Pacific Sunwear, and Disneyland Resort. Successful sports franchises call Anaheim home, including Angels Baseball, Anaheim Ducks, the 2008 Olympic Gold Medal winning U.S. Men's National Volleyball Team, and the 2008 Olympic Silver Medal winning U.S. Women's National Volleyball Team. Anaheim also boasts world-class meeting and entertainment venues with the Anaheim Convention Center, the largest on the west coast, Honda Center, The Grove of Anaheim, The Shops at Anaheim GardenWalk, and Angel Stadium of Anaheim. Annually, Anaheim welcomes millions of visitors to the city, truly making it where the world comes to live, work and play. For more information, please visit www.anaheim.net.



THE PLAYERS





JASON BLAKE

Shoots	Left	Ht	5-10	Wt	190	Age	37; turns 38 on Sept. 2, 2011
Born	Sept. 2, 1973; Fargo, North Dakota			Hometown	Moorhead, Minnesota		
Acquired	From Toronto with Vesa Toskala in exchange for J.S. Giguere, Jan. 31, 2010						
Drafted	Not Drafted						
2009-10 REAL TIME	TOI/GM		SHFT/GM		FO% (FW/FL)		
	15:54		20.4		38.3% (31/50)		

2009-10

Appeared in his 12th NHL season, split with Anaheim and Toronto...scored 16-25=41 points with 36 PIM in 82 combined games...played 82 regular season games for the fourth time in his career...following his Jan. 31 trade, collected 6-9=15 points with 10 PIM in 26 games with Anaheim...finished the season with 2-6=8 points in his last seven games...appeared in his 750th career game in Anaheim's season finale, Apr. 11 vs. EDM...matched a club record and tied a career high with 1-4=5 points, Mar. 31 @ COL...marked the 13th time and sixth Duck in franchise history to record five points in one game, joining Perry, Getzlaf, Selanne (five times), Kariya (four times) and Mironov...also established a career high with four assists and matched a personal best with a +4 rating in the Mar. 31 game...recorded his first points as a Duck (1-1=2), Feb. 4 @ LA...made his Anaheim debut on Feb. 1 @ FLA, going scoreless in 14:03 TOI...at the time of the trade, ranked second on Toronto in shots (170) and tied for second in GWG (2)...appeared in his 700th NHL game, Dec. 12 vs. WSH...scored a season-high two goals (2-0=2), Dec. 3 @ CBJ...recorded a season-high four-game point streak (0-4=4), Nov. 14-21.

CAREER:

Signed a four-year contract with Toronto through 2011-12, July 1, 2007...originally signed as a free agent by Los Angeles, Apr. 17, 1999...**2008-09:** Appeared in his 11th NHL season, his second with Toronto...collected 25-38=63 points with 40 PIM in 78 games...set a career high in assists...among team leaders, ranked first in goals, points, GWG (5) and shots (302), tied for second in assists and SHG (1), and tied for third in appearances...finished second

among NHL leaders in shots on goal...appeared in his 600th career NHL game, Nov. 1 vs. NYR...missed two games due to concussion, Nov. 27-29...earned his 200th career NHL assist, Dec. 8 vs. NYI...scored a career-high 3-2=5 points, including his sixth career hat trick, Jan. 15 @ CAR...matched his career best with a four-game goal streak (4-0=4), Jan. 21-31...recorded his 400th career NHL point (assist), Apr. 7 @ NJ...also played nine games for Team USA at 2009 World Championship, earning 1-3=4 points with four PIM...led Team USA with a +5 rating during the tournament...**2007-08:** Appeared in his 10th NHL season, his first with Toronto...recorded 15-37=52 points with 28 PIM in 82 games...ranked first on the team and registered a career high in shots on goal (332)...also ranked fifth in the NHL in shots...had the third-most shots on goal for the Maple Leafs in a single season since 1967-68...collected his 300th career NHL point (assist), Nov. 2 @ NJ...won the 2008 Bill Masterton Trophy, awarded for 'perseverance, sportsmanship and dedication to hockey'...**2006-07:** Appeared in his ninth NHL season, his sixth with the New York Islanders...posted 40-29=69 points with a +1 rating and 34 PIM in 82 games...was the 11th Islander player to score 40-or-more goals in a season and the first since Zigmund Palffy scored 45 in 1997-98...set career highs in goals and points...ranked 10th in the NHL in goals...among team leaders, finished first in points, goals, GWG (7) and shots (305)...scored his 100th career NHL goal, Oct. 31 vs. CHI...registered a career-high eight-game point-streak (5-6=11), Nov. 18-Dec. 2...recorded his fifth career hat trick (3-0=3), Dec. 19 @ NYR...was the Islanders' lone representative at the 2007 NHL All-Star Game on Jan. 24 @ DAL,

NHL HIGHLIGHTS

NHL Career Hat Tricks:

6, last: Jan. 15, 2009 w/TOR @ CAR

NHL Career Multiple-Point Games:

87 (21 multiple-goal, 34 multiple-assist)

NHL Career Highs:

Goals: 3, six times (last: Jan. 15, 2009 w/TOR @ CAR)

Assists: 4, Mar. 31, 2010 @ COL

Points: 5, two times (last: Mar. 31, 2010 @ COL; 1-4=5)

PIM: 10, Jan. 8, 2009 w/TOR @ MTL

Shots: 10, two times (last: Jan. 5, 2008 w/TOR vs. PHI)

TOI: 27:36, Jan. 29, 2004 w/NYI @ BOS

Plus/Minus: +4, three times (last: Mar. 31, 2010 @ COL)

Goal Streak: Four games, two times (last: Jan. 21-31, 2009; 4-4=8)

Assist Streak: Five games, Dec. 23-31, 2003 (3-6=9)

Point Streak: Eight games, Nov. 18-Dec. 2, 2006 (5-6=11)

Penalty Shots: 0-for-1, Jan. 24, 2004 w/NYI @ ATL (no goal vs. Nurminen)

First NHL Game:

In a 3-2 LA loss, Apr. 18, 1999 vs. STL

First NHL Point:

A goal in a 3-2 LA loss, Apr. 18, 1999 vs. STL

First NHL Goal:

A goal (McLennan) in a 3-2 LA loss, Apr. 18, 1999 vs. STL

Milestones Achieved:

700th NHL game, Dec. 12, 2009 w/TOR vs. WSH

100th NHL goal, Oct. 31, 2006 w/NYI vs. CHI

200th NHL assist, Dec. 8, 2008 w/TOR vs. NYI

400th NHL point, Apr. 7, 2009 w/TOR @ NJ

Milestones Within Reach:

10 goals to 200 NHL goals

50 appearances to 800 NHL games


58 points to 500 NHL points

BLAKE VS. THE NHL

Team	GP	G	A	Pts.	PIM
Anaheim	13	1	3	4	10
Atlanta	33	10	24	34	12
Boston	40	12	20	32	14
Buffalo	43	10	10	20	16
Calgary	14	4	1	5	4
Carolina	30	7	10	17	14
Chicago	14	1	8	9	10
Colorado	13	6	9	15	10
Columbus	11	5	1	6	6
Dallas	15	4	5	9	8
Detroit	15	2	4	6	8
Edmonton	14	2	4	6	6
Florida	35	9	14	23	10
Los Angeles	12	3	3	6	4
Minnesota	10	5	1	6	6
Montreal	40	10	11	21	42
Nashville	14	1	2	3	6
New Jersey	45	7	12	19	16
NY Islanders	14	3	7	10	8
NY Rangers	46	11	10	21	50
Ottawa	38	7	14	21	24
Philadelphia	44	14	11	25	26
Phoenix	13	1	4	5	4
Pittsburgh	49	25	23	48	39
San Jose	13	0	4	4	4
St. Louis	15	5	6	11	6
Tampa Bay	35	10	15	25	10
Toronto	20	3	5	8	6
Vancouver	16	2	2	4	4
Washington	36	10	9	19	25
NHL Totals	750	190	252	442	408

collecting 0-2=2 points... earned his sixth career hat trick (3-1=4), Feb. 27 vs. PHI...**2005-06:** Appeared in his eighth NHL season, his fifth with the Islanders...scored 28-29=57 points with 60 PIM in 76 games...among team leaders, ranked first in shots (304), second in goals and PPG (12), third in points and fourth in assists...collected his 200th career NHL point (goal), Feb. 11 @ NJ...played for Team USA at the 2006 Olympic Winter Games, going scoreless with two PIM in six games...**2004-05:** Represented Team USA at the World Cup of Hockey, scoring 1-0=1 point in four games...also played seven games for Lugano of the Swiss Elite League, notching 2-2=4 points with four PIM...**2003-04:** Appeared in his sixth NHL season, his fourth with the Islanders...registered 22-25=47 points with a +11 rating and 56 PIM in 75 games...finished tied for fourth in the NHL in SHG (4)...among team leaders, ranked first in goals, points, shots (243) and SHG...was sidelined for two games with a knee injury, Nov. 6-8...scored 2-2=4 points, Dec. 31 @ PIT...suffered a high ankle sprain on Mar. 25 @ PHI and missed the last five games of regular season and New

York's first playoff game...earned 2-0=2 points with two PIM in four playoff games...**2002-03:** Appeared in his fifth NHL season, his third with the Islanders...recorded 25-30=55 points with a career-best +16 rating and 58 PIM in 81 games...ranked second on the team in plus/minus (+16)...scored his first career hat trick (3-1=4), Jan. 11 vs. ATL...added 0-1=1 point and two PIM in five playoff games...**2001-02:** Appeared in his fourth NHL season, his second with the Islanders...posted 8-10=18 points with 36 PIM in 82 games...collected his first career playoff point (assist) in Game 3 of the CQF, Apr. 23 vs. TOR...finished with 0-1=1 point and 13 PIM in seven Stanley Cup Playoff games...**2000-01:** Split his third NHL season with Los Angeles and New York Islanders, combining for 5-11=16 points with 34 PIM in 47 games...began the season with the Kings before being acquired by the Islanders in exchange for a conditional selection in the 2002 NHL Entry Draft, Jan. 3...earned an assist in his New York debut, Jan. 4 @ NJ...scored his first goal as an Islander in his 100th career NHL game, Feb. 14 vs. PHI...**1999-00:** Appeared in his second NHL season with Los Angeles, collecting 5-18=23 points with +4 rating and 26 PIM in 64 games...made his Stanley Cup Playoffs debut in the Division Semifinal vs. DET, appearing in three games...also played seven games for Team USA at 2000 World Championship, earning 1-1=2 points...**1998-99:** Made his NHL debut with Los Angeles on Apr. 18 vs. STL, scoring his first career NHL goal against Jamie McLennan in a 3-2 loss...began the season with the University of North Dakota (WCHA), scoring 28-41=69 points with 49 PIM in 38 games...was named WCHA Player of the Year and named to NCAA West first All-American team and WCHA first All-Star team...was a finalist for the Hobey Baker Award for the second time in his collegiate career...led the WCHA in goals and points.



PERSONAL:

Graduated from Moorhead High School (Moorhead, MN) in 1992...attended the University of North Dakota...favorite player growing up was Wayne Gretzky...has one older brother...he and wife Sara have three children: Lauren (9), Jackson (7) and Anna Belle (3)...the family resides in Coto de Caza during the hockey season and Eden Prairie, MN in the summer months...enjoys country music and cites Carrie Underwood as one of his favorite artists.

REGULAR SEASON PLAYOFFS

Season	Team	League	GP	G	A	Pts.	PIM	+/-	GP	G	A	Pts.	PIM
1998-99	North Dakota	WCHA	38	28	41	69	49	-	-	-	-	-	-
	Orlando	IHL	5	3	5	8	6	-	13	3	4	7	20
	LOS ANGELES	NHL	1	1	0	1	0	+1	-	-	-	-	-
1999-00	Long Beach	IHL	7	3	6	9	2	-	-	-	-	-	-
	LOS ANGELES	NHL	64	5	18	23	26	+4	3	0	0	0	0
2000-01	Lowell	AHL	2	0	1	1	2	-	-	-	-	-	-
	LOS ANGELES	NHL	17	1	3	4	10	-8	-	-	-	-	-
	NY ISLANDERS	NHL	30	4	8	12	24	-12	-	-	-	-	-
2001-02	NY ISLANDERS	NHL	82	8	10	18	36	-11	7	0	1	1	13
2002-03	NY ISLANDERS	NHL	81	25	30	55	58	+16	5	0	1	1	2
2003-04	NY ISLANDERS	NHL	75	22	25	47	56	+11	4	2	0	2	2
2004-05	Lugano	Swiss	7	2	2	4	4	-	-	-	-	-	-
2005-06	NY ISLANDERS	NHL	76	28	29	57	60	0	-	-	-	-	-
	United States	Olympics	6	0	0	0	2	-	-	-	-	-	-
2006-07	NY ISLANDERS	NHL	82	40	29	69	34	+1	5	1	2	3	2
2007-08	TORONTO	NHL	82	15	37	52	28	-4	-	-	-	-	-
2008-09	TORONTO	NHL	78	25	38	63	40	-2	-	-	-	-	-
2009-10	TORONTO	NHL	56	10	16	26	26	-4	-	-	-	-	-
	ANAHEIM	NHL	26	6	9	15	10	-6	-	-	-	-	-
NHL Totals			750	190	252	442	408	-14	24	3	4	7	19
Anaheim Totals			26	6	9	15	10	-6	-	-	-	-	-



SHELDON BROOKBANK

Shoots	Right	Ht	6-1	Wt	202	Age	30; turns 31 on Oct. 3, 2011
Born	Oct. 3, 1980; Lanigan, Saskatchewan			Hometown	Lanigan, Saskatchewan		
Acquired	From New Jersey in exchange for David McIntyre, Feb. 3, 2009						
Drafted	Not Drafted						
2009-10 REAL TIME	TOI/GM		SHFT/GM		FO% (FW/FL)		
	14:57		18.4		0% (0/0)		

2009-10:

Appeared in his fourth NHL season, his second with Anaheim...earned 0-9=9 points with a +10 rating and 114 PIM in 66 games...set career highs in points, assists, plus/minus, appearances, PIM and blocked shots (59)...ranked second on the team in plus/minus and PIM...recorded a +14 mark over his final 54 games after starting the season with a -4 through his first 12...compiled a career-high 26:51 TOI, Apr. 8 @ DAL...matched his career best with a pair of multiple-point games, including Jan. 17 vs. CGY (0-2=2) and Jan. 3 @ CHI (0-2=2)...posted a career-high three-game point streak (0-3=3), Dec. 11-16...appeared in his 100th NHL game, Nov. 16 @ PIT.

CAREER:

Signed a two-year extension with Anaheim through 2011-12, June 2, 2010...was acquired from New Jersey in exchange for David McIntyre, Feb. 3, 2009...was claimed on waivers by New Jersey from Columbus, Oct. 2, 2007...signed as a free agent with Columbus on July 1, 2007, but did not see any action with the team...signed as a free agent with Nashville, Aug. 4, 2005...signed as a free agent with Anaheim, July 21, 2003...**2008-09:** Made his Stanley Cup Playoffs debut with Anaheim in his third NHL season (first with Anaheim)...appeared in 13 post-season contests...made his first NHL postseason

appearance in Game 1 of the CQF, Apr. 16 @ SJ... during the 2008-09 regular season, played all of Anaheim's remaining 29 games following his acquisition from New Jersey...tied a then-career high with 44 appearances and set a personal best with 1-2=3 points and a +4 rating in his last 12 games...was a plus-or-even in 23 of his final 27 contests (+4)...scored his first career NHL goal (Roloson) in a 5-3 Ducks win, Mar. 31 @ EDM... picked up a then-career-high 12 PIM, Feb. 26 @ BOS...earned his first point as a Duck (assist), Feb. 18 vs. LA...made his Anaheim debut on Feb. 4 @ MIN...began the season with New Jersey, going scoreless with 25 PIM in 15 games...**2007-08:** With New Jersey, played in a then-career high 44 games, including 18 of the last 23...finished with 0-8=8 points, including 0-5=5 points in his last 19 appearances...recorded points in back-to-back contests twice: Mar. 4-7 (0-2=2) and Dec. 5-7 (0-3=3)...set a career high in points and assists (0-2=2) in a 4-3 New Jersey win, Dec. 5 vs. BOS...made his season debut on Oct. 25 @ NYR and went on to appear in 16 straight games through Nov. 28...was recalled from Lowell (AHL) on Oct. 22 following a one-game conditioning assignment...**2006-07:** Made his NHL debut with Nashville, collecting 0-1=1 point in three games... earned an assist in his first career NHL game on

NHL HIGHLIGHTS

NHL Career Hat Tricks:

None

NHL Career Multiple-Point Games:

3 (0 multiple-goal, 3 multiple-assist)

NHL Career Highs:

Goals: 1, Mar. 31, 2009 @ EDM

Assists: 2, three times (last: Jan. 17, 2010 vs. CGY; 0-2=2)

Points: 2, three times (last: Jan. 17, 2010 vs. CGY; 0-2=2)

PIM: 16, Apr. 9, 2010 @ STL

TOI: 26:51, Apr. 8, 2010 @ DAL

Shots: 4, two times (last: Feb. 23, 2008 w/NJ vs. NYI)

Plus/Minus: +2, 10 times (last: Apr. 11, 2010 vs. EDM)

Goal Streak: None

Assist Streak: Three games, Dec. 11-16, 2009 (0-3=3)

Point Streak: Three games, Dec. 11-16, 2009 (0-3=3)

Penalty Shots: None

First NHL Game:

In a 4-1 NSH loss, Feb. 6, 2007 @ PIT

First NHL Point:

An assist in a 4-1 NSH loss, Feb. 6, 2007 @ PIT

First NHL Goal:

A goal (Roloson) in an ANA 5-3 win, Mar. 31, 2009 @ EDM

Milestone Achieved:

100th NHL game, Nov. 16, 2009 @ PIT

Milestones Within Reach:

Five appearances to 100 games as a Duck

43 appearances to 200 NHL games

BROOKBANK VS. THE NHL

Team	GP	G	A	Pts.	PIM
Anaheim	-	-	-	-	-
Atlanta	4	0	0	0	7
Boston	3	0	2	2	12
Buffalo	4	0	0	0	9
Calgary	6	0	2	2	10
Carolina	2	0	1	1	4
Chicago	4	0	2	2	4
Colorado	7	0	0	0	16
Columbus	5	0	1	1	15
Dallas	9	0	0	0	19
Detroit	6	0	2	2	4
Edmonton	7	1	1	2	8
Florida	3	0	0	0	0
Los Angeles	7	0	1	1	17
Minnesota	5	0	0	0	0
Montreal	3	0	0	0	0
Nashville	7	0	0	0	0
New Jersey	-	-	-	-	-
NY Islanders	8	0	1	1	6
NY Rangers	8	0	0	0	2
Ottawa	3	0	0	0	2
Philadelphia	6	0	1	1	21
Phoenix	7	0	1	1	18
Pittsburgh	8	0	1	1	8
San Jose	9	0	0	0	17
St. Louis	4	0	0	0	16
Tampa Bay	7	0	1	1	7
Toronto	4	0	1	1	9
Vancouver	6	0	1	1	24
Washington	5	0	2	2	10
NHL Totals	157	1	21	22	265


DEFENSEMAN 21

Feb. 6 @ PIT, a 4-1 Nashville loss...went scoreless on Feb. 8 vs. TOR and Feb. 10 vs. LA before returning to Milwaukee (AHL) for the remainder of the season...won the Eddie Shore Trophy as the AHL's outstanding defenseman...was named to the AHL's All-Star team and played in the league's All-Star Classic (1-1=2)...led all AHL defensemen in scoring...set career highs in goals (15), assists (38), points (53) and appearances (78)...posted 14 multiple-point games, including a season-high three points on four occasions...recorded a season-best four-game point streak (2-4=6) with a +3 rating, Nov. 18-24...**2005-06:** Signed as a free agent with Nashville on Aug. 4 and spent the entire season with Milwaukee (AHL)...set a career high with 232 PIM...helped lead Milwaukee to the 2006 Calder Cup Finals, scoring 1-8=9 points

in 21 playoff games...**2004-05:** Spent his second consecutive season with Anaheim's AHL affiliate in Cincinnati...ranked third on the AHL Ducks in PIM (181)...**2003-04:** Signed as a free agent with Anaheim on July 21...played the entire season with Cincinnati...**2002-03:** Spent his first full AHL season with Grand Rapids, appearing in 69 games...**2001-02:** Began his professional career with Mississippi (ECHL) along with a six-game stint at Grand Rapids.

PERSONAL:

Graduated from Lanigan High School (Saskatchewan) in 1998...he and wife Lene were married on July 18, 2009...the couple spent part of last summer at his family's cabin at Jackfish Lake in Saskatchewan and also spent time in Chicago...worked on a honeybee farm, extracting, moving, and loading boxes as one of his first jobs...lists his greatest hockey accomplishments as making it to the NHL and winning the Mac's World Invitational AAA Midget Hockey Tournament with the Saskatoon Contacts in 1997...enjoys cooking, including a beef brisket family recipe...participates in golf, softball and water sports during the off-season...favorite athlete outside of hockey is Manny Ramirez...favorite cable channel is FX and top TV show is "Family Guy."



REGULAR SEASON

PLAYOFFS

Season	Team	League	GP	G	A	Pts.	PIM	+/-	GP	G	A	Pts.	PIM
2001-02	Mississippi	ECHL	62	8	21	29	137	-	10	1	4	5	26
	Grand Rapids	AHL	6	0	1	1	24	-	-	-	-	-	-
2002-03	Grand Rapids	AHL	69	2	11	13	136	-	15	1	3	4	28
2003-04	Cincinnati	AHL	74	2	9	11	216	-	9	0	2	2	20
2004-05	Cincinnati	AHL	60	1	11	12	181	-	11	0	0	0	40
2005-06	Milwaukee	AHL	73	9	26	35	232	+4	21	1	8	9	49
2006-07	Milwaukee	AHL	78	15	38	53	176	+4	4	0	0	0	6
	NASHVILLE	NHL	3	0	1	1	12	0	-	-	-	-	-
2007-08	Lowell	AHL	1	0	0	0	5	0	-	-	-	-	-
	NEW JERSEY	NHL	44	0	8	8	63	0	-	-	-	-	-
2008-09	NEW JERSEY	NHL	15	0	0	0	25	+1	-	-	-	-	-
	ANAHEIM	NHL	29	1	3	4	51	+3	13	0	0	0	18
2009-10	ANAHEIM	NHL	66	0	9	9	114	+10	-	-	-	-	-
NHL Totals			157	1	21	22	265	+14	13	0	0	0	18
Anaheim Totals			95	1	12	13	165	+13	13	0	0	0	18



RYAN CARTER

Shoots	Left	Ht	6-2	Wt	201	Age	27; turns 28 on August 3, 2011
Born	August 3, 1983; White Bear Lake, Minnesota			Hometown	White Bear Lake, Minnesota		
Acquired	Signed as a free agent, July 12, 2006						
Drafted	Not Drafted						
2009-10 REAL TIME	TOI/GM		SHFT/GM		FD% (FW/FL)		
	9:51		14.0		52.5% (116/105)		

2009-10:

Appeared in his third NHL season with Anaheim, earning 4-5=9 points with 31 PIM in 38 games... tied his career high in goals and points while setting a personal best in shooting percentage (10.5)...concluded the regular season with points in four of his last six games (2-3=5), including a career-tying two goals (2-0=2) and a career-best +3 mark in Anaheim's season finale on Apr. 11 vs. EDM...set a career high in TOI (19:16) in the Ducks' final road game of 2009-10, Apr. 9 @ STL...picked up a season-high nine PIM in his 100th career NHL game, Jan. 14 @ LA...was sidelined for 22 games with a fractured right foot, Nov. 13-Dec. 26...established a career high for assists (0-2=2) and matched a personal best for points in a game, Oct. 30 vs. VAN...missed three games with a foot bruise, Oct. 21-26...scored his first goal of the season and third career GWG in a 3-2 victory, Oct. 14 vs. MIN.

CAREER:

Signed a three-year contract through 2010-11, Apr. 29, 2008...**2008-09:** Appeared in his second NHL season with Anaheim...made his third consecutive trip to the Stanley Cup Playoffs, collecting 2-3=5

points in 10 games...had a pair of two-game point streaks, including May 3-5 vs. DET and Apr. 25-27 vs. SJ...scored his second career playoff goal (PPG) in a 4-3 triple-overtime win in Game 2 of the CSF, May 3 @ DET...recorded his first career postseason goal in Game 5 of the CQF, Apr. 25 @ SJ...set career highs for assists, points, PIM and games played during the regular season...was plus-or-even in 39 of his 48 appearances, finishing a +3...scored a goal with a career-high 15 PIM, Dec. 7 vs. CBJ...scored the GWG, the second of his career, Nov. 2 vs. CGY...collected points in three of his first four games (1-2=3) and four of his first seven (1-3=4)...opened the season with a career-tying two-game point streak, Oct. 12-14 (1-1=2)...scored his first goal of the season and earned a +2 rating, Oct. 12 vs. PHX...**2007-08:** Appeared in his first NHL season with Anaheim...played in all six CQF games vs. DAL, recording six shots on net...had a playoff career-high three shots on net in Anaheim's 4-2 win in Game 4 of the CQF, Apr. 15 @ DAL...had his regular season cut short after fracturing his right wrist, Feb. 20 vs. COL...missed 17 games from Feb. 22-Apr. 5 before returning for Anaheim's regular sea-

NHL HIGHLIGHTS

NHL Career Hat Tricks:

None

NHL Career Multiple-Point Games:

3 (2 multiple-goal, 1 multiple-assist)

NHL Career Highs:

Goals: 2, two times (last: Apr. 11, 2010 vs. EDM)

Assists: 2, Oct. 30, 2009 vs. VAN

Points: 2, three times (last: Apr. 11, 2010 vs. EDM; 2-0=2)

PIM: 15, Dec. 7, 2008 vs. CBJ

TOI: 19:16, Apr. 9, 2010 @ STL

Shots: 6, Jan. 15, 2008 vs. DAL

Plus/Minus: +3, Apr. 11, 2010 vs. EDM

Goal Streak: Two games, Feb. 8-10, 2008 (3-0=3)

Assist Streak: Two games, Mar. 26-Apr. 8, 2010 (0-2=2)

Point Streak: Two games, two times (last: Oct. 12-14, 2008; 1-1=2)

Penalty Shots: None

First NHL Game:

In a 4-1 ANA win, Sept. 30, 2007 vs. LA (in London, England)

First NHL Point:

An assist in a 2-1 ANA win, Dec. 19, 2007 vs. COL

First NHL Goal:

A goal (Broddeur) in a 2-1 ANA win, Feb. 8, 2008 @ NJ

Milestones Achieved:

100th NHL game, Jan. 14, 2010 @ LA

Milestones Within Reach:

80 appearances to 200 NHL games

CARTER VS. THE NHL


Team	GP	G	A	Pts.	PIM
Anaheim	-	-	-	-	-
Atlanta	1	0	0	0	0
Boston	2	0	0	0	4
Buffalo	3	0	0	0	0
Calgary	5	2	0	2	5
Carolina	1	0	0	0	2
Chicago	4	0	1	1	4
Colorado	5	0	1	1	2
Columbus	3	1	0	1	15
Dallas	8	0	3	3	6
Detroit	7	1	0	1	4
Edmonton	6	2	1	3	10
Florida	2	0	0	0	0
Los Angeles	10	1	2	3	13
Minnesota	9	1	0	1	8
Montreal	1	0	1	1	0
Nashville	7	0	1	1	9
New Jersey	3	2	0	2	2
NY Islanders	3	0	1	1	2
NY Rangers	4	0	1	1	5
Ottawa	-	-	-	-	-
Philadelphia	2	0	0	0	0
Phoenix	8	1	0	1	2
Pittsburgh	3	0	0	0	2
San Jose	9	0	1	1	11
St. Louis	5	0	0	0	9
Tampa Bay	2	0	0	0	2
Toronto	2	0	0	0	0
Vancouver	5	0	2	2	2
Washington	-	-	-	-	-
NHL Totals	120	11	15	26	119

son finale on Apr. 6 vs. PHX (scoreless in 12:34 TOI)...prior to the injury, had 4-1=5 points in eight games, Feb. 5-20...scored his first two career NHL goals against Martin Brodeur less than eight minutes apart in the first period to lead the Ducks to a 2-1 win, Feb. 8 @ NJ...marked his first career multiple-point game...went on to score four goals in a five-game stretch (4-0=4), Feb. 8-17...earned his first career NHL point (assist), Dec. 19 vs. COL...won 100-of-162 faceoffs over his last 13 games (62%)...opened the season with the Ducks, appearing in four games before being assigned to Portland (AHL), Oct. 9...returned to Anaheim on Nov. 14 and played two games from Nov. 15-17...was reassigned to Portland on Nov. 20 and returned to the NHL for a final time on Dec. 17...played 13 games with the Pirates, scoring 3-2=5 points with a +3 rating and 38 PIM...**2006-07:** Won his first Stanley Cup championship with Anaheim in 2007... marked his first appearance


in the Stanley Cup Playoffs...joined Anaheim for the 2007 playoffs and appeared in four games, including one SCF contest (Game 4 @ OTT, June 4)...also played three WCF games vs. DET (Games 4-6)...in his first professional season in 2006-07, earned 16-20=36 points with Portland...was tied for third on the team in goals and tied for fourth in assists and scoring...**2005-06:** Appeared in 39 games at Minnesota State-Mankato (WCHA), scoring 19-16=35 points...finished second on the Mavericks in goals and third in points...his 34 goals over his two collegiate seasons was the best two-year total on the team.

PERSONAL:

Resides in White Bear Lake, MN during the offseason...he and wife Erin were married last summer in Stillwater, MN...enjoys golfing and fishing in his spare time...has two sisters and is the middle child of the family...has an eclectic music collection, but admits pop and country are his favorites...his favorite class at Minnesota State-Mankato was geography... spent his first job packing ice at a local plant... considers a family trip to Orlando, Florida as the best vacation he took as a kid.



		REGULAR SEASON						PLAYOFFS					
Season	Team	League	GP	G	A	Pts.	PIM	+/-	GP	G	A	Pts.	PIM
2004-05	Minn. St.-Man	NCAA	37	15	8	23	44	-	-	-	-	-	-
2005-06	Minn. St.-Man	NCAA	39	19	16	35	71	-	-	-	-	-	-
2006-07	Portland	AHL	76	16	20	36	85	-5	-	-	-	-	-
	ANAHEIM	NHL	-	-	-	-	-	-	4	0	0	0	0
2007-08	Portland	AHL	13	3	2	5	38	+3	-	-	-	-	-
	ANAHEIM	NHL	34	4	4	8	36	-2	6	0	0	0	6
2008-09	ANAHEIM	NHL	48	3	6	9	52	+3	10	2	3	5	0
2009-10	ANAHEIM	NHL	38	4	5	9	31	0	-	-	-	-	-
NHL Totals			120	11	15	26	119	+1	20	2	3	5	6



KYLE CHIPCHURA

Shoots	Left	Ht	6-2	Wt	207	Age	24; turns 25 on Feb. 19, 2011
Born	Feb. 19, 1986; Westlock, Alberta			Hometown	Vimy, Alberta		
Acquired	From Montreal in exchange for a fourth-round selection in the 2011 NHL Entry Draft, Dec. 2, 2009						
Drafted	By Montreal in the first round (18th overall) of the 2004 NHL Entry Draft						
2009-10 REAL TIME	TOI/GM		SHFT/GM		FO% (FW/FL)		
	11:29		17.1		47.9% (378/398)		

2009-10:

Appeared in his third NHL season, split with Anaheim and Montreal...collected 6-6=12 points with 72 PIM in 74 games with the Ducks and Canadiens...established career highs in goals, points, PIM, appearances, hits (63) and blocked shots (28)...ranked third on the Ducks in faceoff wins (321-of-670), sixth in shooting percentage (14.0) and tied for eighth with Teemu Selanne in takeaways (23)...matched a personal best with 1-1=2 points on a career-high four shots in Anaheim's season-ending 7-2 win, Apr. 11 vs. EDM...tied his career high with a two-game point streak (0-2=2), Mar. 17-19...appeared in his 100th career NHL game, Feb. 8 vs. LA...scored his first career GWG in a 3-1 win, Feb. 3 vs. DET...logged a career-high 20:08 TOI, Jan. 19 vs. BUF...earned his first point (goal) as a Duck in a 4-2 victory, Dec. 19 vs. PHX...made his Anaheim debut, Dec. 4 @ MIN...began the season with the Canadiens, going scoreless with 16 PIM in 19 games...ranked second on Montreal in faceoff percentage (51-of-106, 53.8%) at the time of the trade.

CAREER:

Signed a one-year contract extension through 2010-11, June 18, 2010...**2008-09:** Appeared in his second NHL season with Montreal, recording 0-3=3

points with five PIM in 13 games...was recalled from Hamilton (AHL) on four separate occasions, including Oct. 20, Dec. 26, Jan. 1 and Feb. 13...began the season with Hamilton, scoring 14-21=35 points with a +28 rating and 65 PIM in 51 games as team captain...led the team in plus/minus during the regular season...had three multi-goal games with Hamilton, including Nov. 8 vs. Toronto (2-0=2), Nov. 22 @ Peoria (2-0=2) and Dec. 6 @ Grand Rapids (2-0=2)...added 3-0=3 points in six Calder Cup Playoff games, pacing the Bulldogs in postseason goals...**2007-08:** Appeared in his first NHL season with Montreal, scoring 4-7=11 points with 10 PIM in 36 games...made his NHL debut on Oct. 10 @ PIT, recording two shots on net in 12:11 TOI...registered his first NHL point (goal) against Ryan Miller, Oct. 20 vs. BUF...had two goals (2-2=2) in his first six NHL games, Oct. 10-26...earned his first career NHL assist in a 5-2 win, Nov. 1 vs. PHI...recorded his first two career multi-point games on Nov. 17 vs. BOS (0-2=2) and Dec. 1 vs. NSH (0-2=2)...notched his first NHL point streak (two games; 0-2=2), Dec. 18-20...was assigned to Hamilton on Jan. 8 and played the remainder of the season in the AHL...collected 10-11=21 points with 27 PIM in 39 games for the Bulldogs...had points

NHL HIGHLIGHTS

NHL Career Hat Tricks:

None

NHL Career Multiple-Point Games:

3 (0 multiple-goal, 2 multiple-assist)

NHL Career Highs:

Goals: 1, 10 times (last: Apr. 11, 2010 vs. EDM)

Assists: 2, two times (last: Dec. 1, 2007 w/MTL vs. NSH)

Points: 2, three times (last: Apr. 11, 2010 vs. EDM; 1-1=2)

PIM: 7, two times (last: Mar. 3, 2010 vs. COL)

Shots: 4, Apr. 11, 2010 vs. EDM

TOI: 20:08, Jan. 19, 2010 vs. BUF

Plus/Minus: +2, two times (last: Nov. 17, 2007 w/MTL vs. BOS)

Goal Streak: None

Assist Streak: Two games, two times (last: Mar. 17-19, 2010; 0-2=2)

Point Streak: Two games, two times (last: Mar. 17-19, 2010; 0-2=2)

Penalty Shots: None

First NHL Game:

In a 3-2 MTL win, Oct. 10, 2007 @ PIT

First NHL Point:

A goal in a 4-2 MTL win, Oct. 20, 2007 vs. BUF

First NHL Goal:

A goal (Miller) in a 4-2 MTL win, Oct. 20, 2007 vs. BUF

Milestones Achieved:

100th NHL game, Feb. 8 vs. LA

Milestones Within Reach:

77 appearances to 200 NHL games

CHIPCHURA VS. THE NHL

Team	GP	G	A	Pts.	PIM
Anaheim	-	-	-	-	-
Atlanta	5	0	0	0	0
Boston	6	1	2	3	12
Buffalo	6	1	0	1	2
Calgary	4	0	2	2	10
Carolina	3	1	0	1	0
Chicago	4	0	1	1	4
Colorado	5	0	0	0	12
Columbus	3	0	0	0	0
Dallas	5	1	0	1	5
Detroit	5	2	0	2	4
Edmonton	5	1	1	2	5
Florida	5	0	1	1	0
Los Angeles	5	0	0	0	2
Minnesota	2	0	0	0	0
Montreal	1	0	0	0	0
Nashville	6	0	2	2	0
New Jersey	2	0	1	1	4
NY Islanders	4	0	1	1	5
NY Rangers	3	0	1	1	0
Ottawa	5	0	1	1	0
Philadelphia	2	0	1	1	4
Phoenix	3	1	0	1	4
Pittsburgh	5	0	0	0	0
San Jose	4	1	1	2	5
St. Louis	3	0	0	0	2
Tampa Bay	3	1	0	1	0
Toronto	7	0	0	0	2
Vancouver	6	0	0	0	5
Washington	6	0	1	1	0
NHL Totals	123	10	16	26	87

in eight of nine games (2-6=8), Feb. 13-27...**2006-07:** Appeared in his first full professional season with Hamilton, registering 12-27=39 points with a +11 rating and 56 PIM in 80 games...recorded his first career two-goal game (2-0=2) in a 5-3 win, Dec. 6 @ Toronto...strung together a season-high six-game point streak (3-5=8), Feb. 3-16...added 6-7=13 points in 22 AHL Playoff games en route to the Calder Cup championship...matched a postseason single-game team record with 2-2=4 points in Game 1 of the Western Conference Final, May 18 @ Chicago...**2005-06:** Made his professional debut with Hamilton, earning 1-2=3 points with a +4 rating and six PIM in eight games...earned an assist in his first career game on Mar. 31 vs. Chicago and scored his first AHL goal in a 7-1 victory on Apr. 12 vs. Cleveland...began the season with Prince Albert (WHL), leading the team in scoring (21-34=55) while ranking tied for first in goals...posted 17 multi-point games en route to

being named team MVP...captained Team Canada to a gold medal at the 2006 IIHF World Junior Championship in Vancouver...scored 4-1=5 points in six tournament games...**2004-05:** Was limited to 28 games with Prince Albert due to a lacerated Achilles tendon injury in late December...managed 14-18=32 points in his 28 appearances, averaging 1.14 points-per-game...played for Team WHL in the 2005 CHL Canada/Russia Challenge...**2003-04:** Appeared in his second WHL season with Prince Albert, recording 15-33=48 points with a +6 rating and 118 PIM in 64 games...set WHL career highs in appearances and PIM...finished fifth on the Raiders in scoring while producing 10 multi-point games, including a career-tying two four-point outings...was named to the WHL Eastern Conference Second All-Star team...also played for Team WHL in the 2004 CHL Canada/Russia Challenge...as an alternate captain, led Team Canada to a silver medal at the 2004 IIHF U-18 World Championship in Belarus...**2002-03:** Made his WHL debut with Prince Albert, earning 9-21=30 points with a +3 rating and 89 PIM in 63 games...led team rookies in goals, assists, points and appearances...scored a WHL career-high 2-2=4 points in a 7-3 win, Feb. 2 @ Prince George...was an alternate captain for Team Canada at the 2003 U-18 World Cup in the Czech Republic...also won gold with Team Alberta at the 2003 Canada Winter Games in Bathurst, New Brunswick.

PERSONAL:

Graduated from R.F. Staples Secondary School (Westlock, Alberta) in 2004...resides in Newport Beach during the hockey season and Edmonton in the summer months...has one older brother, Shayne (30)...worked his first job as a paper boy for the Edmonton Journal...his favorite player growing up was Pavel Bure...spent last summer fishing in North Central Alberta...his favorite musical artist is George Strait...would like to travel the world and visit all seven continents.



REGULAR SEASON PLAYOFFS

Season	Team	League	GP	G	A	Pts.	PIM	+/-	GP	G	A	Pts.	PIM
2002-03	Prince Albert	WHL	63	9	21	30	89	+3	-	-	-	-	-
2003-04	Prince Albert	WHL	64	15	33	48	118	+6	6	2	4	6	12
2004-05	Prince Albert	WHL	28	14	18	32	32	+8	14	4	7	11	25
2005-06	Prince Albert	WHL	59	21	34	55	81	-7	-	-	-	-	-
	Hamilton	AHL	8	1	2	3	6	+4	-	-	-	-	-
2006-07	Hamilton	AHL	80	12	27	39	56	+11	22	6	7	13	20
2007-08	MONTREAL	NHL	36	4	7	11	10	-1	-	-	-	-	-
	Hamilton	AHL	39	10	11	21	27	-1	-	-	-	-	-
2008-09	MONTREAL	AHL	13	0	3	3	5	-6	-	-	-	-	-
	Hamilton	AHL	51	14	21	35	65	+28	6	3	0	3	2
2009-10	MONTREAL	NHL	19	0	0	0	16	-10	-	-	-	-	-
	ANAHEIM	NHL	55	6	6	12	56	-2	-	-	-	-	-
NHL Totals			123	10	16	26	87	-19	-	-	-	-	-
AHL Totals			178	37	61	98	154	+42	28	9	7	16	22



RYAN GETZLAF

Shoots	Right	Ht	6-4	Wt	221	Age	25; turns 26 on May 10, 2010
Born	May 10, 1985; Regina, Saskatchewan			Hometown	Regina, Saskatchewan		
Drafted	By Anaheim in the first round (19th overall) of the 2003 NHL Entry Draft						
2009-10 REAL TIME	TOI/GM		SHFT/GM		FO% (FW/FL)		
	21:40		25.3		47.4% (533/591)		

2009-10:

Appeared in his fifth NHL season with Anaheim, scoring 19-50-69 points with a +4 rating and 79 PIM in 66 games...led the Ducks in assists, ranked second in points, tied for second in GWG (5), third in PPG (8), and tied for fourth in goals and plus/minus...also ranked first in hits (178) and second in faceoff wins (533-of-1124)...had 19 multi-point games on the season (one multi-goal, 12 multi-assist)...finished the season with a career +64 rating, leading all active NHL players under age 25...had assists in a franchise-record 10 straight games from Oct. 24-Nov. 14 (1-17-18), tied for the second longest streak among league leaders in 2009-10...the assist streak was part of a season-high 11-game point streak (2-17-19) from Oct. 21-Nov. 14, tied for the seventh longest in the NHL during the regular season...recorded a pair of season-high four-point games, including Feb. 14 @ EDM (2-2-4) and Nov. 14 @ DET (1-3-4)...scored his 100th NHL goal, Jan. 13 vs. BOS...posted a career-high four-game goal streak (4-1-5), Dec. 16-22...recorded his 300th career NHL point on his second of two assists, Dec. 1 vs. LA...collected 4-13-17 points in November, ranking tied for second in the NHL in assists and tied for fifth in points for the month...earned his 200th career assist, Nov. 14 @ DET...set a career high with 28:26 TOI, Nov. 13 @ CBJ...appeared in his 300th career NHL game, Oct. 8 @ BOS...missed 16 games due to injury, including 12 with an ankle sprain and four with a leg laceration...won his first Olympic medal with Canada (gold) at the 2010 Olympic Winter Games...earned 3-4-7 points in seven contests and finished tied for second on Team Canada in points.

CAREER:

Signed a five-year contract extension through 2012-13, Nov. 20, 2007...2008-09: In the 2009 postseason, ranked third in the NHL in

assists and sixth in scoring despite playing only two rounds...led all league forwards in avg. TOI (24:08)...tied for third in PPA (8)...established Ducks records in career postseason assists (31), assists in a playoff season (14), points in a playoff season (18) and points in a playoff series (2-8-10 in the CSF vs. DET)...registered points in a franchise-high eight consecutive games from Apr. 21-May 7 (2-12-14), which tied for the second longest streak in the postseason...collected a playoff career-high 1-2-3 points and 38:59 TOI in Game 2 of the CSF, May 3 @ DET...in his fourth regular season NHL campaign, ranked tied for third among league leaders in assists, tied for sixth in scoring and tied for fourth in PPA (28)...also led the club in assists and scoring...broke the Ducks' single-season assist record (previously Kariya, 62), Apr. 4 @ S.J...established a personal best with his 83rd point of the season, Mar. 31 @ EDM...tied his career high in goals (25) with 2-1-3 points, Mar. 27 vs. EDM...also passed Andy McDonald for fourth on the club's all-time points list...became the third player in franchise history to reach the 90-point mark in one season (Séanne, Kariya) with an assist, Apr. 5 vs. S.J...was one of only two players in the NHL to record three separate point streaks of eight-games-or-more in 2008-09 (also PIT's Malkin)...collected 4-15-19 points with a +5 rating in 14 games in January, equaling his month of November (7-12-19, +9, 13 games) for the highest scoring month in Ducks history since Dec. 2006...was voted as a starter for the Western Conference in the 2009 All-Star Game in Montreal...compiled a season-best 10-game point streak from Jan. 2-20 (3-11-14)...earned his 200th career point, Nov. 14 vs. NSH...recorded a career-high 11 shots, one shy of the club record, Nov. 9 vs. FLA...with Séanne and Perry, was named a co-recipient of the NHL's First Star award for the

NHL HIGHLIGHTS

NHL Career Hat Tricks:

None

NHL Career Multiple-Point Games:

87 (10 multiple-goal, 49 multiple-assist)

NHL Career Highs:

Goals: 2, 10 times (last: Feb. 14, 2010 @ EDM)

Assists: 5, Oct. 29, 2008 vs. DET

Points: 5, Oct. 29, 2008 vs. DET (0-5-5)

PIM: 14, Apr. 5, 2009 vs. SJ

TOI: 28:26, Nov. 13, 2009 @ CBJ

Shots: 11, Nov. 9, 2008 vs. FLA

Plus/Minus: +4, Apr. 5, 2008 @ LA

Goal Streak: Four games, Dec. 16-22, 2009 (4-1-5)

Assist Streak: 10 games, Oct. 24-Nov. 14, 2009 (1-17-18)

Point Streak: 15 games, Dec. 22, 2007-Jan. 23, 2008 (6-16-22)

Penalty Shots: None

First NHL Game:

In a 5-3 ANA win, Oct. 5, 2005 @ CHI

First NHL Point:

An assist in a 4-3 ANA win, Oct. 14, 2005 vs. CBJ

First NHL Goal:

A goal (Legace) in a 3-2 ANA loss, Oct. 21, 2005 vs. DET

Milestones Achieved:

300th NHL game, Oct. 8, 2009 @ BOS

100th NHL goal, Jan. 13, 2010 vs. BOS

200th NHL assist, Nov. 14, 2009 @ DET

300th NHL point, Dec. 1, 2009 vs. LA

Milestones Within Reach:

37 appearances to 400 NHL games

61 points to 400 NHL points

68 assists to 300 NHL assists

GETZLAF VS. THE NHL

Team	GP	G	A	Pts.	PIM
Anaheim	0	0	0	0	0
Atlanta	3	0	1	1	0
Boston	5	3	1	4	4
Buffalo	4	1	2	3	8
Calgary	18	5	12	17	10
Carolina	4	1	2	3	0
Chicago	17	3	11	14	19
Colorado	19	6	11	17	15
Columbus	19	8	16	24	43
Dallas	31	4	17	21	41
Detroit	19	8	19	27	20
Edmonton	16	10	10	20	20
Florida	4	2	1	3	2
Los Angeles	31	13	16	29	25
Minnesota	18	3	14	17	11
Montreal	3	1	2	3	4
Nashville	17	6	16	22	12
New Jersey	4	0	2	2	6
NY Islanders	4	0	1	1	2
NY Rangers	5	1	2	3	8
Ottawa	4	2	3	5	2
Philadelphia	4	1	2	3	2
Phoenix	31	9	22	31	23
Pittsburgh	5	2	3	5	13
San Jose	33	6	17	23	38
St. Louis	16	3	9	12	6
Tampa Bay	4	1	4	5	5
Toronto	2	0	3	3	0
Vancouver	19	7	9	16	31
Washington	4	1	2	3	12
NHL Totals	363	107	232	339	382

week ending Nov. 2...led all league scorers with 2-8=10 points in four games, highlighted by a club record-tying five assists, Oct. 29 vs. DET...the five points in one night (0-5=5) were personal highs in points and assists...became the fourth different player in club history to record a five-point game (Selanne, Kariya, Mironov) and the third different Ducks player to have five assists (Selanne and Mironov)...by assisting on all five Ducks goals, became just the second NHL player in the last 11 seasons to record five assists in one game and assist on every goal scored by his team in that game...was named an alternate captain, Oct. 7...**2007-08:** Appeared in all six CQF games vs. DAL, co-leading the team in assists and points (2-3=5)...led the Ducks in points, assists and plus/minus during the regular season...finished the season with a +32 rating, the second-highest in club history (Kariya, +36, 1996-97)...became the fourth player age 22-or-younger in the NHL to finish a season with a rating of +25-or-better since the 1998-99 season...ranked third among scorers age 22-and-under, finishing behind only WSH's Ovechkin (112) and PIT's Malkin (106)...among league leaders, ranked fourth in plus/minus, tied for seventh in assists, second in PPA (32) and tied for eighth in PPP (36)...had a career-high 15-game point streak (6-16=22, +13 rating) from Dec. 22-Jan. 23, tied for the fourth-longest in the NHL in 2007-08...scored a goal in his first All-Star Game, Jan. 27 @ ATL...in the month of January, was tied for second in the NHL in assists (13)...recorded his 52nd assist on Mar. 12 vs. VAN, breaking the then-

franchise record for assists by a center in a single season...scored 1-1=2 points in his 200th career game, Feb. 17 vs. CGY...earned his 100th career assist, Feb. 12 @ COL...earned his 100th career NHL point, Oct. 6 @ PIT...**2006-07:** Led the 2007 Stanley Cup champion Ducks in postseason scoring (7-10=17), setting a then-franchise record for most points in a single playoff season...among playoff leaders, ranked tied for second in GWG (3) and SHG (1), fifth in scoring, tied for sixth in assists and tied for fifth in PPP...was also tied for second on the team in goal scoring...scored his first career playoff SHG in Game 2 of the CQF, Apr. 13 vs. MIN...was one of eight Ducks to play in every regular season game...was fifth on the team in goals (25) and tied for second in PPG (11)...notched two goals in the NHL YoungStars Game, Jan. 24 @ DAL...**2005-06:** In his first NHL season, ranked among rookie leaders in postseason goals (tied for second with three), PPG (tied for second with two) and PPP (second with two)...scored his first career playoff goal in Game 4 of the CQF, Apr. 27 vs. CGY...finished the regular season tied for ninth in the NHL among rookies in PPG (10)...set a then-club rookie record for PPG in a season with 10...with 0-4=4 points, set a rookie club record for assists and tied the rookie record for points, Mar. 24 vs. NSH...was named to the Canadian Team of the 2006 AHL Rbk All-Star Classic...scored his first career NHL goal, Oct. 21 @ DET...scored his first NHL point (assist), Oct. 14 vs. CBJ...made his NHL debut, Oct. 5 @ CHI...**Miscellaneous:** Won a gold medal with Team Canada at the 2010 Olympic Winter Games...earned 3-4=7 points in seven contests and finished tied for second on Team Canada in points...helped lead Team Canada to gold at the 2005 World Junior Championship, finishing second in scoring (3-9=12)...appeared in the 2008 IIHF World Championships in Quebec, earning silver with Canada...also won silver at the 2004 World Junior Championship, scoring 3-3=6 points in six games...played for Team Canada at the 2003 Under-18 World Championship, collecting 2-2=4 points in seven games.


PERSONAL:

Was married to wife, Paige on Aug. 15, 2010...the couple resides in Tustin Ranch and is expecting their first child in 2011...Ryan and Paige enjoyed spending this past summer at their off-season residence in Kelowna, British Columbia...is a huge fan of his brother Chris, who is a wide receiver for the Saskatchewan Roughriders in the Canadian Football League...Ryan traveled to Regina last summer to watch his brother play in the Roughriders' home opener...worked at a wildlife park in his native Regina as a youth...loves doing anything athletic, including golfing, wake-boarding, beach volleyball and riding Sea-Doos in the summer...says if he wasn't a hockey player, he would have tried to go pro in another sport like baseball or football...loves country music...says that being a great dad, traveling to Europe someday and going skydiving are items on his personal "Bucket List."



REGULAR SEASON PLAYOFFS

Season	Team	League	GP	G	A	Pts.	PIM	+/-	GP	G	A	Pts.	PIM
2001-02	Calgary	WHL	63	9	9	18	34	-	7	2	1	3	4
2002-03	Calgary	WHL	70	29	39	68	121	-	5	1	1	2	6
2003-04	Calgary	WHL	49	28	47	75	97	-	7	5	1	6	12
2004-05	Calgary	WHL	51	29	25	54	102	-	12	4	13	17	18
	Cincinnati	AHL	-	-	-	-	-	-	10	1	4	5	4
2005-06	Portland	AHL	17	8	25	33	36	-	1	0	0	0	4
	ANAHEIM	NHL	57	14	25	39	22	+6	16	3	4	7	13
2006-07	ANAHEIM	NHL	82	25	33	58	66	+17	21	7	10	17	32
2007-08	ANAHEIM	NHL	77	24	58	82	94	+32	6	2	3	5	6
2008-09	ANAHEIM	NHL	81	25	66	91	121	+5	13	4	14	18	25
2009-10	ANAHEIM	NHL	66	19	50	69	79	+4	-	-	-	-	-
NHL Totals			363	107	232	339	382	+64	56	16	31	47	76



JONAS HILLER

Catches	Right	Ht	6-2	Wt	194	Age	28; turns 29 on Feb. 12, 2011
Born	Feb. 12, 1982; Felben Wellhausen, Switzerland			Hometown	Felben Wellhausen, Switzerland		
Acquired	Signed as a free agent, May 25, 2007						
Drafted	Not Drafted						

2009-10:

Appeared in his third NHL season with Anaheim, posting a 30-23-6 record with two shutouts, a 2.73 GAA and .918 SV% in 59 games...set career highs in wins, appearances, minutes (3,338), saves (1,708) and shots against (1,860)... started 31 of Anaheim's final 40 games, including 19 straight from Jan. 5-Mar. 24...compiled an 18-11-1 record with a 2.58 GAA and .923 SV% in his final 32 appearances, Jan. 5-Apr. 11...returned to action after missing five games with back spasms, stopping a season-high 49-of-51 shots on Apr. 8 @ DAL...won three straight starts from Jan. 29-Feb. 3, stopping 109-of-111 shots for a 0.65 GAA and .982 SV%...had a career-high shutout streak of 150:02 from Jan. 29-Feb. 3...went 9-4-0 in January, marking the most wins in a month by a Ducks goaltender since Mar. 2006 (Giguere, 9-4-0)...won a season-high five consecutive games from Jan. 5-13, stopping 152-of-161 shots for a 1.80 GAA and .944 SV%...was named the NHL's Second Star of the Week for Jan. 4-10, going 4-0-0 with a 1.50 GAA and .954 SV%...earned his fourth consecutive win in his 100th career appearance, Jan. 10 @ CHI...posted a four-game winning streak from Dec. 12-22, recording a 1.76 GAA and .944 SV%...had a then-career high shutout sequence of 117:13 from Nov. 3-7, spanning three games...stopped all 40 shots faced for his first shutout of the season and fifth career, Nov. 5 vs. NSH...with his 36th victory as a Duck on Oct. 10 @ PHI, surpassed M. Shtalenkov and moved into sole possession of third on the club's all-time wins list (36)...posted a 3-4 record in the shootout in 2009-10, stop-

ping 17-of-27 attempts (.630 SV%)...picked up 0-2=2 points on the season, including assists on Mar. 17 vs. CHI and Jan. 17 vs. CGY.

CAREER:

Signed a four-year contract extension through 2013-14, Jan. 30, 2010...**2008-09:** Made his Stanley Cup Playoffs debut in his second NHL season, leading the league in SV% (.946), ranking third in GAA (2.23) and tied for first in shutouts (2)...stopped 45-of-46 shots for his sixth career postseason win in Game 3 of the CSF, May 5 vs. DET...stopped a career-high 59-of-62 shots in the Ducks' triple-OT victory in Game 2 of the CSF, May 3 @ DET...his 59 saves were the most by a Ducks netminder since Apr. 10, 2003 in Game 1 of the CQF @ DET (Giguere, 63 SV)...in the CQF vs. SJ, stopped 220-of-230 shots in six games (.957 SV%), earning a 1.64 GAA and his first two postseason shutouts...stopped all 31 shots he faced for his second career postseason shutout in Game 4 of the CQF, Apr. 23 vs. SJ...made his Stanley Cup Playoffs debut in Game 1 of the CQF, Apr. 16 @ SJ...earned a 2-0 shutout victory, stopping all 35 shots...became the first goaltender to record a shutout in his playoff debut since BOS's Andrew Raycroft in 2004 (Game 1, CQF vs. MTL, Apr. 7)...during the regular season, ranked tied for seventh among league goaltenders in GAA (2.39) and tied for sixth in SV% (.919)...in his final 32 games dating back to Dec. 19 @ EDM, posted a 17-10-0 record with a 2.51 GAA

NHL HIGHLIGHTS

NHL Career Highs:

- Saves:** 51, Dec. 19, 2008 @ EDM
- Shots Faced:** 53, Dec. 19, 2008 @ EDM (51-53)
- Goals Against:** 6, three times (last: Feb. 10, 2010 @ LA)
- Winning Streak:** Seven games, Mar. 19-Apr. 4, 2009
- Losing Streak:** Four games, Dec. 1-16, 2008
- Shutout Sequence:** 150:02, Jan. 29-Feb. 3, 2010 (spanning three games)
- Consecutive Games Played:** 19, Jan. 29-Mar. 24, 2010
- Consecutive Starts:** 19, Jan. 29-Mar. 24, 2010
- Penalty Shots:** Stopped 1-of-1, Nov. 27, 2007 @ VAN (H. Sedin)
- First NHL Game:**
In a 4-1 ANA win, Sept. 30, 2007 vs. LA (London, England)
- First NHL Win:**
In a 4-1 ANA win, Sept. 30, 2007 vs. LA (London, England)
- First NHL Shutout:**
In a 2-0 ANA win, Nov. 16, 2008 @ LA

HILLER VS. THE NHL

Team	GP	MIN	W-L-OT	SO	GA	GAA
Anaheim	-	-	-	-	-	-
Atlanta	2	90	0-1-0	0	4	2.67
Boston	3	158	2-0-0	0	7	2.69
Buffalo	2	120	2-0-0	0	6	3.00
Calgary	3	176	1-2-0	0	10	3.41
Carolina	1	60	1-0-0	0	1	1.00
Chicago	7	417	5-2-0	1	13	1.87
Colorado	8	480	6-2-0	0	16	2.00
Columbus	3	95	1-1-0	0	4	2.53
Dallas	6	347	2-2-1	0	15	2.59
Detroit	4	197	2-2-0	0	9	2.74
Edmonton	8	393	5-1-0	0	15	2.29
Florida	1	60	1-0-0	1	0	0.00
Los Angeles	11	582	5-5-0	1	24	2.47
Minnesota	9	493	4-2-1	1	19	2.31
Montreal	1	65	0-0-1	0	3	2.77
Nashville	5	298	2-3-0	1	9	1.81
New Jersey	2	119	1-1-0	0	4	2.02
NY Islanders	2	67	0-0-0	0	3	2.69
NY Rangers	2	118	0-2-0	0	5	2.54
Ottawa	1	60	1-0-0	0	3	3.00
Philadelphia	2	124	1-1-0	0	5	2.42
Phoenix	13	772	8-2-2	1	31	2.41
Pittsburgh	2	118	0-2-0	0	9	4.58
San Jose	10	590	2-8-0	0	24	2.44
St. Louis	5	270	4-1-0	0	13	2.89
Tampa Bay	3	185	2-1-0	0	8	2.59
Toronto	1	60	0-1-0	0	6	6.00
Vancouver	10	526	5-3-1	0	24	2.74
Washington	1	7	0-0-0	0	3	25.71
NHL Totals	128	7047	63-45-6	6	293	2.49

GOALTENDER

and .913 SV%...stopped 42-of-45 shots to help the Ducks clinch their fourth consecutive playoff berth, Apr. 10 vs. DAL...the victory marked his fifth consecutive shootout win of 2008-09...won seven consecutive decisions from Mar. 19-Apr. 4 to tie Guy Hebert (Feb. 25-Mar. 22, 1995) for the longest winning streak in franchise history...the win streak spanned an eight-game stretch, in which he posted a 2.19 GAA and .923 SV%...tied the club record with his seventh consecutive win by stopping 28-of-30 shots in a 5-2 victory, Apr. 4 @ SJ...turned away all 30 shots en route to a 3-0 win and his fourth career shutout, Jan. 17 @ MIN...stopped a career-high 51-of-53 shots, Dec. 19 @ EDM...his 51 saves tied a franchise high (third time, last: Giguere, Mar. 22, 2004 vs. DET, 51-of-57)...went seven consecutive decisions without a regulation loss from Oct. 24-Nov. 30, posting a 6-0-1 record with a 1.79 GAA and a .941 SV%...was named the NHL's second star of the week for Nov. 24-30...went 2-0-0 with a 0.50 GAA and .984 SV% during the week...earned his first career NHL shutout with a 2-0 win (29 SA), Nov. 16 vs. LA...**2007-08:** Made his NHL debut with Anaheim, going 10-7-1 with a 2.06 GAA and .927 SV%...owned the second-best GAA (1.55) and SV% (.952) in the NHL after Mar. 1, posting a 4-3-0 record...stopped a then career-high 41-of-43 shots, Mar. 21 @ SJ...record his first career NHL point (assist) in a 4-1 win, Mar. 12 vs. VAN...stopped 11-of-12 shots for his first career OT win, Dec.

19 vs. COL...earned a 4-1 win in his NHL debut, Sept. 30 vs. LA in London, England...became just the fourth Swiss goalie to play in an NHL game, joining David Aebischer (COL), Martin Gerber (ANA) and Pauli Jaks (LA)...**2006-07:** Played for Davos of the Swiss National League A...set a career high in wins, posting a 28-16-0 record in 44 appearances with a 2.60 GAA...was voted Best Goalie in the Swiss National League...ranked tied for first in the Swiss League in wins during the regular season and first in wins during the playoffs (12)...helped Davos capture the Swiss championship...in addition, helped Davos to a Spengler Cup championship...**2005-06:** Helped Davos advance to the final in the Swiss Championship...was selected to the All-Star team for the Spengler Cup...**2004-05:** Was voted the Best Goalie in the Swiss League, en route to the Swiss League Championship...won the Spengler Cup with Davos and selected to the tournament All-Star team...**Miscellaneous:** Made his Olympic debut with Team Switzerland at the 2010 Winter Games in Vancouver...appeared in five contests, going 2-2-1 with a 2.47 GAA and a .918 SV%...his 146 saves for the tournament ranked third among all goaltenders...has made two other appearances for Team Switzerland on the international level: posted a 2.51 GAA and .910 SV% in six games at the 2007 IIHF World Championship in Moscow, Russia, finishing fifth among goaltenders in SV%...following the 2008 NHL Playoffs, joined Switzerland for the 2008 IIHF World Championship in Halifax and Quebec City...appeared in three games, going 1-2-0 with a 2.79 GAA and .915 SV%.

PERSONAL:

Spends the offseason in the town of Davos in his native Switzerland...resides in Newport Beach during the hockey season...enjoys playing tennis, beach volleyball and sailing on his family's boat in Switzerland...is an automobile enthusiast and spends his summers fixing cars with his friends at a local body shop in his hometown...enjoys cooking traditional Swiss food, with his specialty being fondue...lists his favorite food as Italian...admires fellow Swiss athlete Roger Federer...can speak German, English and French fluently...is a big fan of rock music, enjoying the likes of Metallica and Nickelback.

REGULAR SEASON PLAYOFFS

Season	Team	League	GP	MIN	GA	SO	GAA	SV%	W-L-OT	GP	MIN	GA	SO	GAA	W-L
2003-04	Lausanne	Swiss-A	10	710	42	1	3.60	-	3-8-1	4	251	7	0	1.70	4-0-0
2004-05	Davos	Swiss-A	43	2519	95	8	2.26	-	26-12-4	15	932	34	0	2.19	12-3-0
2005-06	Davos	Swiss-A	44	2676	110	3	2.47	-	23-16-5	15	900	45	1	3.00	9-6-0
2006-07	Davos	Swiss-A	44	2656	115	3	2.60	-	28-16-0	19	1138	39	3	2.05	12-7-0
2007-08	ANAHEIM	NHL	23	1223	42	0	2.06	.927	10-7-1	-	-	-	-	-	-
	Portland	AHL	6	370	13	0	2.11	.929	3-1-1-1	-	-	-	-	-	-
2008-09	ANAHEIM	NHL	46	2486	99	4	2.39	.919	23-15-1	13	807	30	2	2.23	7-6
2009-10	ANAHEIM	NHL	59	3338	152	2	2.73	.918	30-23-4	-	-	-	-	-	-
	Switzerland	Olympics	5	316	13	0	2.47	.918	1-3-0	-	-	-	-	-	-
NHL Totals			128	7047	293	6	2.49	.920	63-45-6	13	807	30	2	2.23	7-6



SAKU KOIVU

Shoots	Left	Ht	5-10	Wt	182	Age	35; turns 36 on November 23, 2010
Born	November 23, 1974; Turku, Finland				Hometown	Turku, Finland	
Acquired	Signed as a free agent, July 8, 2009						
Drafted	By Montreal in the first round (21st overall) of the 1993 NHL Entry Draft						
2009-10 REAL TIME	TOI/GM		SHFT/GM		FO% (FW/FL)		
	18:34		25.3		51.4% (571/539)		

2009-10:

Appeared in his 14th NHL season, his first with Anaheim...collected 19-33=52 points with a career-high +14 rating and 36 PIM in 71 games... eclipsed the 50-point mark for the seventh consecutive season in 2009-10...ranked tied for 10th in the NHL in GWG (6) and tied for fourth in OTG (2)... among team leaders, ranked first in plus/minus and faceoff percentage (51.4), second in shooting percentage (15.3), fourth in assists and points, and tied for fourth in goals...had 14 multiple-point games on the season (two multi-goal, six multi-assist)...concluded the year on a season-high five-game point streak (4-7=11), Mar. 31-Apr. 11, scoring the GTG in two of his last three games... within the five-game scoring streak, had goals in a season-best three consecutive games (4-4=8), Mar. 31-Apr. 3...also had 7-11=18 points in his last 13 games and 8-12=20 in his last 19...his two OT goals (Mar. 19 vs. NYI and Dec. 8 vs. DAL) gave him nine in his career, tied for 10th among active players with teammate Teemu Selanne since 1995-96 (his NHL debut)...had a career-tying 1-3=4 points and a career-high +5 rating, Mar. 31 @ COL...his three assists matched a season high, reached earlier on Mar. 14 vs. SJ (0-3=3)...was named the NHL's Second Star of the Week for Mar. 29-Apr. 4

after earning 4-4=8 points in four games...had a pair of season-high two-goal games, including Apr. 2 vs. VAN (2-1=3) and Dec. 31 @ DAL (2-0=2)...faced his former Montreal team for the first time on Mar. 7 at Honda Center...scored his 200th career NHL goal and 10th career SHG, Jan. 5 vs. DET...became only the fourth player to record his 200th goal in an Anaheim uniform, joining Selanne (1996-97), Paul Kariya (1999-00) and Petr Sykora (2003-04)...appeared in his 800th NHL game, Oct. 21 vs. DAL...scored his first goal as a Duck (PPG), Oct. 6 @ MIN...faced younger brother Mikko (MIN) four times in 2009-10, becoming the seventh Duck to oppose his brother in a regular season game...made his Anaheim debut on Oct. 3 vs. SJ...missed four games with a sprained knee from Jan. 17-23 and five games due to a groin strain from Nov. 11-19...won a bronze medal as captain of Team Finland at the 2010 Olympic Winter Games.

CAREER:

Signed a two-year contract with Anaheim through 2011-12, July 1, 2010...has recorded nine 50+ point seasons in his career including the last seven consecutive campaigns...held

NHL HIGHLIGHTS

NHL Career Hat Tricks:

1, Nov. 18, 2002 w/MTL vs. PIT

NHL Career Multiple-Point Games:

166 (22 multiple-goal, 86 multiple-assist)

NHL Career Highs:

Goals: 3, Nov. 18, 2002 w/MTL vs. PIT

Assists: 4, two times (last: Mar. 27, 2010 w/MTL vs. NYR)

Points: 4, six times (last: Mar. 31, 2010 @ COL; 1-3-4)

PIM: 15, Dec. 18, 2007 w/MTL vs. FLA

TOI: 26:12, Jan. 20, 2001 w/MTL vs. NYR

Shots: 8, three times (last: Mar. 28, 2006 w/MTL vs. NYI)

Plus/Minus: +5, Mar. 31, 2010 @ COL

Goal Streak: Four games, Oct. 15-25, 2008 (4-2-6)

Assist Streak: Six games, three times (last: Mar. 5-16, 2004; 3-7-10)

Point Streak: Eight games, two times (last: Mar. 22-Apr. 7, 2007; 3-12-15)

Penalty Shots: 0-for-1 (Jan. 22, 2003 w/MTL @ TB; no goal vs. Khabibulin)

First NHL Game:

In a 7-1 MTL loss, Oct. 7, 1995 vs. PHI

First NHL Point:

A goal (Dafoe) in a 6-3 MTL win, Oct. 23, 1995 vs. LA

First NHL Goal:

A goal (Dafoe) in a 6-3 MTL win, Oct. 23, 1995 vs. LA

Milestones Achieved:

800th NHL game, Oct. 21, 2009 vs. DAL

200th NHL goal, Jan. 5, 2010 vs. DET

400th NHL assist, Jan. 3, 2008 w/MTL vs. TB

600th NHL point, Oct. 20, 2008 w/MTL vs. FLA

Milestones Within Reach:

Seven points to 700 NHL points

17 assists to 500 NHL assists

29 appearances to 100 as a Duck


37 appearances to 900 NHL games

KOIVU VS. THE NHL

Team	GP	G	A	Pts.	PIM
Anaheim	13	4	10	14	10
Atlanta	27	3	14	17	28
Boston	62	15	38	53	40
Buffalo	59	14	20	34	48
Calgary	20	5	12	17	6
Carolina	43	8	18	26	44
Chicago	18	6	8	14	6
Colorado	18	4	17	21	16
Columbus	9	1	4	5	18
Dallas	16	5	6	11	2
Detroit	14	4	5	9	12
Edmonton	21	9	12	21	6
Florida	37	9	26	35	33
Los Angeles	19	8	11	19	12
Minnesota	9	1	6	7	4
Montreal	1	0	0	0	0
Nashville	11	2	7	9	6
New Jersey	41	8	18	26	20
NY Islanders	38	6	23	29	42
NY Rangers	37	6	28	34	22
Ottawa	57	9	27	36	56
Philadelphia	39	11	23	34	26
Phoenix	21	6	9	15	18
Pittsburgh	46	21	28	49	30
San Jose	19	3	11	14	14
St. Louis	14	4	6	10	12
Tampa Bay	36	13	26	39	16
Toronto	55	12	32	44	62
Vancouver	23	6	18	24	20
Washington	40	7	20	27	30
NHL Totals	863	210	483	693	659

the Canadiens' captaincy for 10 years (named on Sept. 30, 1999), tied for the longest serving captain in Montreal's 100-year history (also Jean Beliveau)...has been named to the NHL All-Star team on two occasions (1998 and 2003) and has won both the Bill Masterton Trophy (2002) and King Clancy Memorial Trophy (2007)...**2008-09:** Appeared in his 13th NHL season with Montreal...played in all four of Montreal's CQF contests vs. BOS, earning 0-3=3 points...had nine multiple-point games (one multi-goal, five multi-assist)...had a career-high four-game goal streak (4-2=6), Oct. 15-25...led the club in GWG (5) and ranked third in points and assists...also led the team in faceoff percentage (54.1%) and second in faceoff

wins (607)...assumed 10th place on Montreal's all-time points list with an assist, Feb. 25 @ VAN...moved to sixth on the Canadiens' all-time assists list with two helpers, Feb. 13 @ COL...missed 17 games with a lower body injury, Dec. 13-Jan. 20...scored his 600th career NHL point (goal), Oct. 20 vs. FLA...**2007-08:** In his 12th NHL season, appeared in seven postseason contests, earning 3-6=9 points in seven games...missed the first five games of the CQF vs. BOS with a foot injury...finished tied for second on the club in postseason scoring and co-led the club in assists...had 16-40=56 points in 77 regular season games...recorded 12 multiple-point games (two multi-goal, three multi-assist)...had a season-high five-game point streak on two occasions: Oct. 22-Nov. 1 (2-6=8) and Dec. 13-22 (2-4=6)...appeared in his 700th NHL contest, Jan. 31 @ WSH...collected his 400th career NHL assist, Jan. 3 vs. TB...**2006-07:** Was awarded the King Clancy Memorial Trophy for his leadership qualities and humanitarian contributions...set career highs in goals, assists and points (22-53=75)...led Montreal in both assists and points...also put up career numbers in PPG (11) and shots (154)...recorded 17 multiple-point games (six multi-goal, nine multi-assist)...tied a career best with an eight-game point streak (3-12=15), Mar. 22-Apr. 7...registered 9-7=16 points in 14 games in December...matched a career high for assists and points in a game (0-4=4), Mar. 27 vs. NYR...recorded three-assist games on three occasions: Apr. 7 @ TOR, Feb. 20 vs. WSH and Oct. 21 vs. COL...earned



REGULAR SEASON

PLAYOFFS

Season	Team	League	GP	G	A	Pts.	PIM	+/-	GP	G	A	Pts.	PIM
1995-96	MONTREAL	NHL	82	20	25	45	40	-7	6	3	1	4	8
1996-97	MONTREAL	NHL	50	17	39	56	38	+7	5	1	3	4	10
1997-98	MONTREAL	NHL	69	14	43	57	48	+8	6	2	3	5	2
	Finland	Olympics	6	2	8	10	4	-	-	-	-	-	-
1998-99	MONTREAL	NHL	65	14	30	44	38	-7	-	-	-	-	-
1999-00	MONTREAL	NHL	24	3	18	21	14	+7	-	-	-	-	-
2000-01	MONTREAL	NHL	54	17	30	47	40	+2	-	-	-	-	-
2001-02	MONTREAL	NHL	3	0	2	2	0	0	12	4	6	10	4
2002-03	MONTREAL	NHL	82	21	50	71	72	+5	-	-	-	-	-
2003-04	MONTREAL	NHL	68	14	41	55	52	-5	11	3	8	11	10
2004-05	TPS Turku	Finland	20	8	8	16	28	-	6	3	2	5	30
2005-06	MONTREAL	NHL	72	17	45	62	70	+1	3	0	2	2	2
	Finland	Olympics	8	3	8	11	12	-	-	-	-	-	-
2006-07	MONTREAL	NHL	81	22	53	75	74	-21	-	-	-	-	-
2007-08	MONTREAL	NHL	77	16	40	56	93	-4	7	3	6	9	4
2008-09	MONTREAL	NHL	65	16	34	50	44	+4	4	0	3	3	2
2009-10	ANAHEIM	NHL	71	19	33	52	36	+14	-	-	-	-	-
	Finland	Olympics	6	0	2	2	6	+1	-	-	-	-	-
NHL Totals			863	210	483	693	659	+4	54	16	32	48	42
Anaheim Totals			71	19	33	52	36	+14	-	-	-	-	-

SAKU KOIVU



his 500th career NHL point (assist), Jan. 9 vs. ATL...appeared in his 600th career game, Dec. 14 vs. TB...**2005-06:** Collected two assists in three games in Montreal's CQF series vs. CAR...missed the remainder of the series due to an eye injury...led the club in assists and finished second in scoring (17-45=62) during the regular season...also led the Canadiens in faceoffs won (759) and faceoff percentage (53.8%)...had 17 multiple-point games, including five three-point games...nine of his multi-point games came in his first 20 games of the season...registered his 300th NHL assist, Jan. 16 vs. DAL...collected his 400th career NHL point (assist) in his 500th career NHL game, Oct. 8 @ TOR...led all players with 3-8=11 points at the 2006 Olympic Winter Games in Torino, Italy, winning the silver medal with Team Finland...was named to the Olympic Tournament All-Star team as a center...**2004-05:** Appeared in 20 contests with TPS Turku in Finland, earning 8-8=16 points...**2003-04:** Finished first on Montreal in playoff scoring with 3-8=11 points...appeared in all 11 of Montreal's postseason contests vs. BOS in the CQF and TB in the CSF...was limited to 68 regular-season games due to a knee injury that kept him out 13 games at the start of the season...ranked third on the team in scoring (14-41=55) and second in assists...had a career-tying six-game assist streak (3-7=10), Mar. 5-16...finished second in scoring for Team Finland at the World Cup with 3-1=4 points in six games...**2002-03:** Appeared in all 82 contests for the first time in his career...established then-career highs in goals, assists and points (21-50=71)...led the Canadiens in scoring and

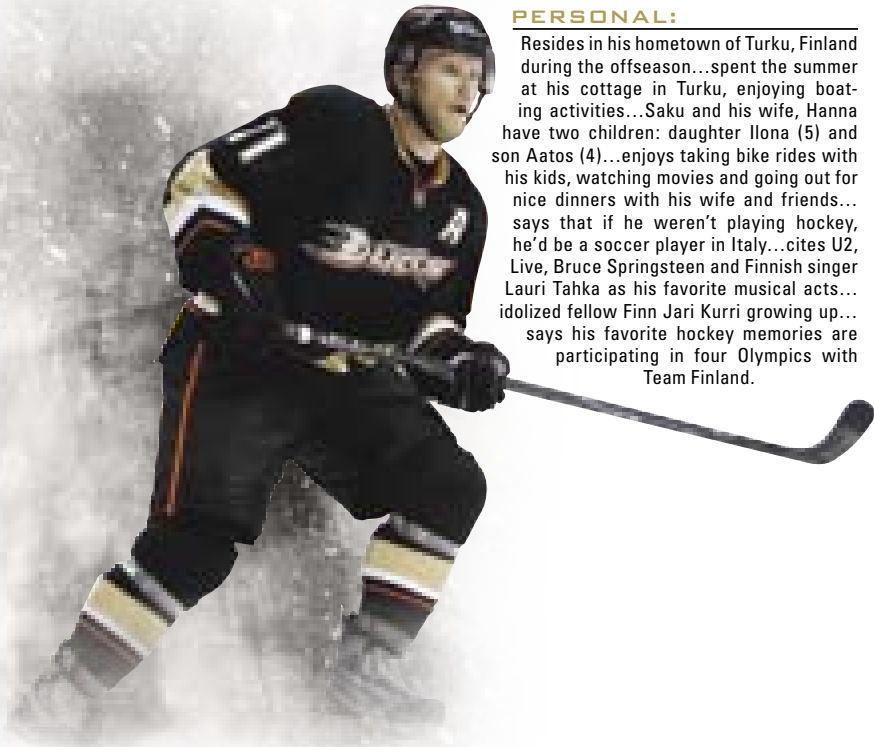
assists...appeared in his 400th career game, Jan. 30 @ NYI...scored his 100th NHL goal, Jan. 25 vs. WSH...recorded his 300th career point in a 6-2 Montreal win, Dec. 21 vs. BUF...earned his 200th NHL assist, Dec. 6 @ COL...had a four-point game featuring his first career hat trick (3-1=4), Nov. 18 vs. PIT...was named to the 2003 NHL All-Star team...co-led Team Finland in scoring with 1-10=11 points in seven games at the World Championship...**2001-02:** Participated in all 12 playoff games vs. BOS in the CQF and CAR in the CSF, tying for the team lead in playoff scoring (4-6=10)...won the Bill Masterton Trophy for perseverance, sportsmanship and dedication to hockey following his return to the NHL after battling non-Hodgkins intra-abdominal lymphoma...missed 79 games due to the illness...collected two assists in his second game of the season, Apr. 12 @ NJ... **2000-01:** Co-led Montreal in assists and scoring (17-30=47) despite playing only 54 games...had 12 multiple-point games, including three multi-goal games and six multi-assist contests...recorded a then career-high seven-game point streak (6-5=11), Feb. 24-Mar. 10...matched a career high with a +4 rating, Mar. 14 @ CAR...equaled a career high for points in a game with 2-2=4, Feb. 28 vs. PIT...established a career best in TOI, logging 26:12 on Jan. 20 vs. NYR...played in his 300th career NHL contest, Dec. 30 @ EDM...**1999-00:** Named the 27th captain in Canadiens' history, Sept. 30...missed 40 games due to a dislocated shoulder and 13 games with a knee injury...**1998-99:** Was second on the club in scoring...put together a six-game point streak (2-6=8) from Feb. 27-Mar.


11...collected his 200th career NHL point, Apr. 13 @ TB...led the World Championships in scoring with 4-12=16 points, winning a silver medal with Team Finland...**1997-98**: Set then-career highs in assists and points (14-43=57)...led the club in assists and finished second in scoring... appeared in his 200th career NHL game, Apr. 4 vs. CAR...recorded his 100th career assist in a 6-1 win, Mar. 9 vs. FLA...named to his first All-Star Game...set a career high in assists and matched a personal best in points (0-4=4), Oct. 4 @ BOS... won the bronze medal with Team Finland at the Olympic Winter Games in Nagano, Japan...**1996-97**: Led the NHL in scoring (13-25=38) before suffering a knee injury, Dec. 7 vs. CHI...posted a then career-high seven-game point streak (4-6=10), Oct. 24-Nov. 6...earned his 100th NHL point, Apr. 10 @ WSH...appeared in his 100th NHL game, Nov. 13 vs. FLA...**1995-96**: Ranked fourth in scoring among NHL rookies (20-25=45)...tied for first in the NHL in PPG (8)...finished fifth among Canadiens in scoring...scored his first career NHL goal, Oct. 23 vs. LA (Dafoe)...made his NHL debut in Montreal's season opener, Oct. 7 vs.

PHI...**1994-95**: Was named the Finnish Player of the Year after leading the Finland Elite League in scoring...was also named to the First All-Star team...helped lead Team Finland to gold at the World Hockey Championship...was named the Tournament's Best Forward and selected to the All-Star team...**Miscellaneous**: Won his fourth career Olympic medal (bronze) as captain of Team Finland at the 2010 Winter Games in Vancouver...scored 0-2=2 points with a +1 rating in six games...joined teammates Jere Lehtinen and Ville Peltonen for a share of the all-time Olympic men's hockey record with four career medals (V. Tretiak, former USSR, and J. Holik, former Czechoslovakia, also have four)...he also won medals in 1994 in Lillehammer, Norway (bronze), 1998 in Nagano, Japan (bronze) and 2006 in Torino, Italy (silver)...has also appeared for Team Finland in the World Hockey Championship on eight occasions, winning gold in 1995, silver in 1994 and bronze in 2003 and 2008...participated in the World Cup in 1996 and won silver with Finland in 2004...also played for Finland at the World Junior Championship in 1993 and 1994.

PERSONAL:

Resides in his hometown of Turku, Finland during the offseason...spent the summer at his cottage in Turku, enjoying boating activities...Saku and his wife, Hanna have two children: daughter Ilona (5) and son Aatos (4)...enjoys taking bike rides with his kids, watching movies and going out for nice dinners with his wife and friends... says that if he weren't playing hockey, he'd be a soccer player in Italy...cites U2, Live, Bruce Springsteen and Finnish singer Lauri Tahka as his favorite musical acts... idolized fellow Finn Jari Kurri growing up... says his favorite hockey memories are participating in four Olympics with Team Finland.





JOFFREY LUPUL

Shoots	Right	Ht	6-1	Wt	206	Age	27; turns 28 on Sept. 23, 2011
Born	Sept. 23, 1983; Fort Saskatchewan, Alberta			Hometown	Fort Saskatchewan, Alberta		
Acquired	From Philadelphia with Luca Sbisa, a first-round selection in the 2009 NHL Entry Draft, a first-round selection in the 2010 NHL Entry Draft and a conditional 2010 pick in exchange for Chris Pronger, June 26, 2009						
Drafted	By Anaheim in the first round (seventh overall) of the 2002 NHL Entry Draft						
2009-10 REAL TIME	TOI/GM		SHFT/GM		FO% (FW/FL)		
	15:57		21.9		20.0% (1/4)		

2009-10:

Appeared in his sixth NHL season, his third with Anaheim... scored 10-4=14 points with 18 PIM and a +3 rating... was limited to 23 contests due to a back injury that required surgery on a herniated disc on Dec. 17... was on a career-high 36-goal pace for an 82-game season and ranked fourth on the club in goals at the time of his injury... had four multiple-point games (two multi-goal, one multi-assist)... prior to his injury, was riding a career-tying three-game goal streak (4-0=4), Dec. 4-8... scored a goal in his third consecutive game, Dec. 6 vs. DAL... collected his 100th point as a Duck (goal), Dec. 6 vs. OTT... scored two goals for the 16th multi-goal game of his career, Dec. 4 @ MIN... missed seven games with back spasms, Nov. 21-Dec. 3... scored two goals (2-0=2), Oct. 24 vs. CBJ... scored his first regular season goal as a Duck since Apr. 15, 2006 vs. SJ (1-0=1), Oct. 6 @ MIN... made his first regular season appearance as a Duck since Apr. 17, 2006 vs. CGY, Oct. 3 vs. SJ.

CAREER:

Signed a four-year contract extension with Philadelphia through 2012-13, July 21, 2008... in 179 regular season games with Anaheim from 2003-06 and 2009-10, has scored 51-50=101 points with 94 PIM... in the 2006 playoffs, became the first Duck to score four goals in Anaheim's 4-3 OT win in Game 3 of the CSF, May 9 @ COL... **2008-09:** Appeared in his fifth NHL season, his second with Philadelphia... in the postseason, posted a goal and an assist in six games of the CQF vs. PIT...

in the regular season, had 12 multiple-point games (four multi-goal, four multi-assist)... finished fifth on the Flyers in scoring... reached the 25-goal mark for the second time in his career (28, 2005-06)... recorded his 100th career goal as part of a two-goal night, Mar. 28 @ NYI... scored two goals, including his 200th career NHL point (first goal), Mar. 7 vs. NSH... earned his 100th career NHL assist, Feb. 7 @ BOS... tied his career high with a three-game goal streak (3-4=7), Dec. 20-23... tied his career highs in assists and plus/minus (1-3-4, +4), Dec. 20 vs. WSH... appeared in his 300th NHL game, Oct. 24 @ NJ... **2007-08:** In his fourth NHL season and first with Philadelphia, scored the game-winning OT goal in Game 7 of the CQF, Apr. 22 @ WSH... reached the 20-goal mark for the second time in his career... set a career high for assists (26)... had 12 multiple-point games (three multi-goal, five multi-assist)... missed 12 games (Feb. 17-Mar. 11) with a right ankle sprain... missed 14 games (Jan. 8-Feb. 6) due to a mild concussion and spinal cord contusion... scored the first penalty-shot goal of his career (Karri Ramo), Dec. 29 @ TB... was named the NHL's Third Star of the Week for the period ending Dec. 16, earning 6-4=10 points in four games... collected his second career hat trick (both in the same week), Dec. 15 vs. CAR... set a career high for points in a game (3-3=6) along with his first career hat trick, Dec. 11 vs. PIT... also registered a career-high 12 shots and +4 rating that night... logged a career-high 23:27 TOI, Nov. 2 @ WSH... had a career-tying five-game point streak (2-5=8), Oct. 6-18... acquired by Philadelphia in the offseason (July 1) with Jason Smith from

NHL HIGHLIGHTS

NHL Career Hat Tricks:

2, last: Dec. 15, 2007 w/PHI vs. CAR

NHL Career Multiple-Point Games:

55 (16 multiple-goal, 15 multiple-assist)

NHL Career Highs:

Goals: 3, two times (last: Dec. 15, 2007 w/PHI vs. CAR)

Assists: 3, three times (last: Dec. 20, 2008 w/PHI vs. WSH)

Points: 6, Dec. 11, 2007 w/PHI vs. PIT (3-3=6)

PIM: 8, Feb. 1, 2007 w/EDM @ VAN

TOI: 23:27, Nov. 2, 2007 w/PHI @ WSH

Shots: 12, Dec. 11, 2007 w/PHI vs. PIT

Plus/Minus: +4, two times (last: Dec. 20, 2008 w/PHI vs. WSH)

Goal Streak: Three games, four times (last: Dec. 4-8, 2009; 4-0=4)

Assist Streak: Four games, Oct. 6-16, 2007 (1-5=6)

Point Streak: Five games, two times (last: Oct. 6-18, 2007; 2-5=7)

Penalty Shots: 1-for-1, Dec. 29, 2007 w/PHI @ TB; goal vs. Ramo

First NHL Game:

In a 4-1 ANA loss, Oct. 8, 2003 @ DAL

First NHL Point:

An assist in a 4-1 ANA loss, Oct. 8, 2003 @ DAL

First NHL Goal:

A goal (Biron) in a 5-2 ANA loss, Oct. 24, 2003 @ BUF

Milestones Achieved:

300th NHL game, Oct. 24, 2008 w/PHI @ NJ

100th NHL goal, Mar. 28, 2009 w/PHI @ NYI

100th NHL assist, Feb. 7, 2009 w/PHI @ BOS

200th NHL point, Mar. 7, 2009 w/PHI vs. NSH

100th point as a Duck, Dec. 6, 2009 vs. OTT

Milestones Within Reach:

Five appearances to 400 NHL games

21 appearances to 200 as a Duck

LUPUL VS. THE NHL


Team	GP	G	A	Pts.	PIM
Anaheim	5	0	1	1	0
Atlanta	9	8	6	14	2
Boston	11	1	7	8	6
Buffalo	9	3	5	8	10
Calgary	18	2	3	5	14
Carolina	11	4	3	7	6
Chicago	13	7	2	9	12
Colorado	19	6	2	8	6
Columbus	15	6	4	10	18
Dallas	20	6	8	14	4
Detroit	13	5	3	8	4
Edmonton	10	3	2	5	8
Florida	9	2	2	4	6
Los Angeles	18	5	8	13	14
Minnesota	20	5	1	6	6
Montreal	10	1	0	1	15
Nashville	13	4	1	5	6
New Jersey	15	4	4	8	4
NY Islanders	13	5	4	9	2
NY Rangers	13	0	2	2	8
Ottawa	9	2	0	2	6
Philadelphia	1	0	0	0	0
Phoenix	22	3	4	7	4
Pittsburgh	16	9	6	15	15
San Jose	21	6	2	8	14
St. Louis	13	2	8	10	6
Tampa Bay	11	3	9	12	6
Toronto	11	2	3	5	4
Vancouver	19	5	5	10	18
Washington	8	3	8	11	8
NHL Totals	395	112	113	225	232

Edmonton in exchange for Joni Pitkanen, Geoff Sanderson and Philadelphia's third-round selection in the 2009 Entry Draft...**2006-07:** With Edmonton, tied for second on the team in goals...recorded six multiple-point games...appeared in his 200th NHL contest, Jan. 12 vs. MIN...scored a goal for his 100th career NHL point, Nov. 30 vs. COL...was traded by Anaheim to Edmonton on July 3, 2006 with Ladislav Smid, a 2007 first-round draft pick and 2008 first and second-round draft picks in exchange for Chris Pronger...**2005-06:** With Anaheim in the postseason, became the first Ducks player to score four goals in a playoff or regular season game in Game 3 of the CSF, May 9 @ COL...also became the first player in NHL playoff history to score four goals, including the game-winner in OT...became the first player since Rocket Richard in 1944 (Mar. 23) to score all four of his team's goals in a playoff win...collected a franchise-high six goals (6-1-7) in the club's CSF series vs. COL...also scored two goals in Anaheim's 6-3 win in Game 4 of the WCF, May 25 @ EDM...in the regular season, put up career numbers in 2005-06, scoring a personal-high 28 goals and 53 points...finished third on the Ducks in goals and PPGs (12) and fourth in points...led the team in shots (296), having recorded at least one shot in 79 of 81 games...had a career-high 15 multiple-point games (five multi-goal, three multi-assist)...had a career-high three-game goal streak (3-2-5), April 4-8...recorded a career-high three assists, Jan. 9 vs. LA...had a career-high five-game point streak (4-3-7), Nov. 27-Dec. 8...scored a goal in his 100th career NHL game, Nov. 30 vs. PHX...**2004-05:** With Cincinnati (AHL), led the club in scoring in both the regular season and postseason...was selected to play in the AHL All-Star Game and awarded the AHL's Player of the Week for the period ending April 3...**2003-04:** Appeared in 75 contests in his first NHL season...among NHL rookies, ranked tied for sixth in points, tied for ninth in goals and tied for fifth in assists...tied the then-club rookie record for assists (21)...his 13 goals and 34 points were the then-second highest totals by a rookie in club history (Kariya had 18-21-39 in 1994-95)...earned a hat trick at the 2004 NHL YoungStars Game in St. Paul, MN...scored two goals Dec. 5 @ ATL for the first multi-goal game of his career...scored first career NHL goal Oct. 24 vs. BUF...recorded his first career NHL point, Oct. 8 vs. DAL (also his NHL debut)...at 20 years, 15 days in debut, became the fifth-youngest Duck to appear in a game for the

franchise...**Miscellaneous:** In 191 career WHL games with Medicine Hat, earned 127-113-240 points...led the WHL in goals in 2001-02 with 56 and finished second overall in points (106)...was named to the WHL Eastern Conference All-Star First Team...helped Canada capture the silver medal at the 2003 World Junior Championship (Halifax, Nova Scotia), earning 2-1-3 points in six games.

PERSONAL:


Resides in Newport Beach...holds the Joffrey Lupul and Friends Golf Tournament annually in Edmonton for Change for Children, which works to support the poor and improve their living conditions, and the Bissell Centre, an Edmonton-based organization that helps those living on low incomes...is a music junkie, appreciating all genres and also loves to play the guitar...lists his favorite OC restaurants as The Cannery for the sushi, Bear Flag Fish Co. for the halibut salad, La Cave for steaks and Cassidy's for what he says is the "best burger in Newport"...cites "Entourage" as his favorite television show and rarely misses an episode...when away from the rink, also enjoys playing golf, writing, watching the NFL on Sundays and surfing...idolized Mike Modano and Steve Yzerman growing up.



REGULAR SEASON

PLAYOFFS

Season	Team	League	GP	G	A	Pts.	PIM	+/-	GP	G	A	Pts.	PIM
2000-01	Medicine Hat	WHL	69	30	26	56	39	+4	-	-	-	-	-
2001-02	Medicine Hat	WHL	72	56	50	106	95	+11	-	-	-	-	-
2002-03	Medicine Hat	WHL	50	41	37	78	82	+2	11	4	11	15	20
2003-04	ANAHEIM	NHL	75	13	21	34	28	-6	-	-	-	-	-
	Cincinnati	AHL	3	3	2	5	2	-	-	-	-	-	-
2004-05	Cincinnati	AHL	65	30	26	56	58	+10	12	3	9	12	27
2005-06	ANAHEIM	NHL	81	28	25	53	48	-13	16	9	2	11	31
2006-07	EDMONTON	NHL	81	16	12	28	45	-29	-	-	-	-	-
2007-08	PHILADELPHIA	NHL	56	20	26	46	35	2	17	4	6	10	2
2008-09	PHILADELPHIA	NHL	79	25	25	50	58	1	6	1	1	2	2
2009-10	ANAHEIM	NHL	23	10	4	14	18	+3	-	-	-	-	-
NHL Totals			395	112	113	225	232	-42	39	14	9	23	35
Anaheim Totals			179	51	50	101	94	-16	16	9	2	11	31



TONI LYDMAN

Shoots	Left	Ht	6-1	Wt	202	Age	33; turns 34 on September 25, 2011
Born	September 25, 1977; Lahti, Finland			Hometown	Lahti, Finland		
Acquired	Signed as a free agent, July 1, 2010						
Drafted	By Calgary in the fourth round (89th overall) of the 1996 NHL Entry Draft						
2009-10 REAL TIME	TOI/GM		SHFT/GM		FO% (FW/FL)		
	18:51		24.2		0% (0/0)		

2009-10:

Appeared in his ninth NHL season, his fifth with Buffalo... led the club in hits (126), ranked second in blocked shots (98) and third in plus/minus and shots (77)...ranked fourth among club defencemen in points...had three multiple-point games, including two multi-assist...logged a season-high 26:50 TOI, Mar. 24 vs. MTL...scored the third GWG of his career, Mar. 21 @ CAR...had his second multi-assist game of the season (0-2=2) with a career-tying +3 rating, Mar. 18 @ TB...registered a career-tying six shots on net, Mar. 16 @ ATL...strung together a career-high four-game point streak (1-3=4), Feb. 13-Mar. 5...earned two assists (0-2=2) for his first multi-assist game of the season (second multi-point)...scored 1-1=2 points for his first multi-point game of the season, Dec. 18 vs. TOR... appeared in his 600th career NHL contest, Nov. 25 @ WSH... missed 11 games due to a groin injury, Oct. 24-Nov. 18...made his season debut, logging 16:49 TOI, Oct. 13 vs. DET...missed the first three games of the season with a hand injury sustained during the preseason, Oct. 3-10... appeared in six contests with Team Finland at the 2010 Olympic Winter Games in Vancouver, going scoreless with two PIM and a +1 rating...won his second Olympic medal (won bronze in 2010, silver in 2006), defeating Slovakia 5-3 in the bronze-medal game...**PLAYOFFS:** Appeared in all six of Buffalo's CQF matches vs. Boston, collecting one assist in Game 6 (at BOS)...played in a career high 35:37 TOI in Game 4 of the CQF, Apr. 21 @ BOS.

CAREER:

Signed a three-year contract with Anaheim through 2012-13,

July 1, 2010...**2008-09:** In his eighth NHL season, scored 3-20=23 points in 80 games...it was the third time in his career he appeared in 80+ games...led the Sabres with 166 blocked shots and 165 hits...scored two of his three goals during a three-game span (Mar. 21 @ NYR and Mar. 17 @ OTT)...had a career-tying three-game assist streak (0-3=3), Jan. 17-21...scored his third goal of the season, Dec. 12 vs. TOR...**2007-08:** Was one of four Sabres to appear in all 82 regular season games, collecting 4-22=26 points with 74 PIM...it was the first time in his career that he appeared in all 82 games...his 22 assists matched a career-high set during the 2001-02 season...ranked third on the club in TOI (21:39)...led the club in blocked shots (146) and ranked second in hits (159)...also ranked third on the club in scoring among defencemen...appeared in his 500th career NHL game, Mar. 8 @ CAR...set a career high for points in a game, collecting 0-4=4 assists, Feb. 27 vs. NSH...also had a career-tying +3 rating that night...had a career-tying three-game assist streak (0-3=3), Feb. 20-23...was named Buffalo's captain for the month of November...**2006-07:** In his sixth NHL season, appeared in the Stanley Cup Playoffs for the third time in his career, advancing to the ECF with Buffalo...in 16 contests, scored 2-2=4 points with 14 PIM...logged a playoff-high 31:12 TOI in Game 5 of the ECF, May 19 vs. OTT...scored a goal in Game 1 of the ECF, May 10 vs. OTT...scored his first goal of the postseason in Game 2 of the CQF, Apr. 14 vs. NYI...in the regular season, scored 2-17=19 points with 55 PIM and a career-tying +10 rating...led the Sabres with 167 blocked shots...appeared

NHL HIGHLIGHTS

NHL Career Hat Tricks:

None

NHL Career Multiple-Point Games:

20 (1 multiple-goal, 13 multiple-assist)

NHL Career Highs:

Goals: 2, Dec. 19, 2001 w/CGY @ PHX

Assists: 4, Feb. 27, 2008 w/BUF vs. NSH

Points: 4, Feb. 27, 2008 w/BUF vs. NSH (0-4=4)

PIM: 6, Mar. 2, 2007 w/BUF vs. MTL

TOI: 33:16, Apr. 2, 2003 w/CGY vs. SJ

Shots: 6, three times (last: Mar. 16, 2010 w/BUF @ ATL)

Plus/Minus: +3, 11 times (last: Mar. 16, 2010 w/BUF @ ATL)

Goal Streak: None

Assist Streak: Three games, four times (last: Jan. 17-21, 2009; 0-3=3)

Point Streak: Four games, Feb. 13-Mar. 5, 2010 (1-3=4)

Penalty Shots: None

First NHL Game:

In a 4-3 CGY loss, Oct. 5, 2000 vs. DET

First NHL Point:

An assist in a 2-0 CGY win, Oct. 14, 2000 @ NYI

First NHL Goal:

A goal (Turek) in a 3-2 CGY win (OT), Mar. 3, 2001 vs. STL

Milestones Achieved:

600th NHL game, Nov. 25, 2009 w/BUF @ WSH

100th NHL assist, Jan. 5, 2007 w/BUF vs. PIT

100th NHL point, Nov. 17, 2005 w/BUF vs. WSH

Milestones Within Reach:

Two points to 200 NHL points

40 appearances to 700 NHL games

LYDMAN VS. THE NHL

Team	GP	G	A	Pts.	PIM
Anaheim	20	3	6	9	15
Atlanta	24	0	7	7	32
Boston	39	3	9	12	25
Buffalo	5	2	2	4	4
Calgary	3	0	1	1	4
Carolina	20	2	3	5	24
Chicago	19	1	3	4	16
Colorado	23	0	8	8	10
Columbus	19	1	7	8	12
Dallas	17	1	5	6	6
Detroit	20	0	2	2	6
Edmonton	20	0	3	3	12
Florida	24	0	6	6	21
Los Angeles	15	0	5	5	6
Minnesota	23	1	5	6	20
Montreal	39	0	9	9	26
Nashville	17	2	6	8	8
New Jersey	21	0	4	4	6
NY Islanders	22	1	5	6	20
NY Rangers	24	2	6	8	14
Ottawa	37	1	4	5	36
Philadelphia	22	1	6	7	20
Phoenix	18	2	2	4	10
Pittsburgh	23	1	7	8	14
San Jose	18	1	5	6	4
St. Louis	19	2	4	6	8
Tampa Bay	22	2	10	12	12
Toronto	41	4	9	13	36
Vancouver	22	0	6	6	6
Washington	24	0	10	10	18
NHL Totals	660	33	165	198	451


DEFENSEMAN 32

in his 400th NHL game, Jan. 13 vs. TB...recorded his 100th career NHL assist, Jan. 5 vs. PIT...scored 1-1=2 points with his second career GWG, Dec. 21 @ NSH...**2005-06:** In his fifth NHL season and his first with Buffalo, appeared in 18 postseason contests, advancing to the ECF with Buffalo...scored 1-4=5 points with 18 PIM before Buffalo was eliminated by eventual Stanley Cup champion Carolina in seven games...scored his first career playoff goal in Game 5 of the ECF, May 28 @ CAR...scored 1-16=17 points with 82 PIM in 67 regular season games...earned an assist, which accounted for his 100th career NHL point, Nov. 17 vs. WSH...appeared in his 300th career NHL contest, Nov. 11 vs. TOR...made his Buffalo debut in the club's season opener, earning an assist, Oct. 5 vs. NYI...was acquired by Buffalo from Calgary in exchange for a third-round selection in the 2006 NHL Entry Draft, Aug. 25...won silver with Team Finland at the 2006 Olympic Winter Games in Turin, Italy...**2004-05:** Appeared in eight regular season contests with HIFK Helsinki of the Finnish Elite League, scoring 1-2=3 points...also appeared in five playoff games, earning three assists (0-3=3)...**2003-04:** Appeared in his fourth NHL season with Calgary...made his NHL playoff debut with the Flames, collecting one assist with two PIM...returned from injury to play in Games 3-5 of the SCF vs. TB...earned an assist in Game 5 of the SCF, June 3 @ TB...also appeared in Games 1-3 of CGY's CQF series vs. VAN...in the regular season, scored 4-16=20 points with 30 PIM and a +6 rating in 67 games...missed the final 10 contests of the regular season due to injury...earned his first career GWG, Nov. 18 vs. TOR...**2002-03:** In his third NHL season, appeared in a then-career high 81 contests, earning 6-20=26 points...led all club defensemen in points and assists...also led the club in avg. TOI (25:46)...recorded a career-high 33:16 TOI, Apr. 3 vs. SJ...scored his second PPG of the season in his 200th career NHL game, Feb. 17 @ STL...**2001-02:** In his second NHL season with Calgary, scored a career-high 6-22=28 points with 52 PIM in 79 games...led club defensemen in goals and ranked second in points and assists...appeared in his 100th NHL game, Dec. 31 vs. EDM...scored a career-high two goals (2-0=2), Dec. 19 @ PHX...**2000-01:** Made his NHL debut with Calgary, scoring 3-16=19 points in 62 contests...ranked fourth on the club in defensemen scoring...scored 1-1=2 points for his first career multi-point game, Apr. 2 @ DAL...scored his first career NHL goal (Turek), Mar. 3 vs. STL...notched his first NHL point (assist), Oct. 14 @ NYI...made his NHL debut in Calgary's season opener, going score-

less in 21:48 TOI, Oct. 5 vs. DET...**Miscellaneous:** Has won two Olympic medals with his native Finland at the Olympic Winter Games in both Vancouver in 2010 (bronze) and Turin in 2006 (silver)...in 14 career Olympic contests, has scored 1-0=1 point with 12 PIM...has also appeared for Team Finland at the IIHF World Championship (1998, 1999) and the World Cup (2004)...prior to joining the NHL in 2001-01, played four seasons in the Finnish Elite League, earning 13-37=50 points with 185 PIM in 185 games.

PERSONAL:

Toni and his wife Heta have two daughters: Amanda and Ellen...the family resides in Espoo, Finland in the summer...has one older brother...lists NHL Hall-of-Famer and fellow Finn Jari Kurri as his favorite player to watch growing up...started playing hockey at the age of nine...his favorite TV show to watch is "The Office"...is a big fan of heavy metal music...lists some of his favorite metal bands as Mastodon, Slayer, Maylene and the Sons of Disaster, and Parkway Drive.



REGULAR SEASON

PLAYOFFS

Season	Team	League	GP	G	A	Pts.	PIM	+/-	GP	G	A	Pts.	PIM
1996-97	Tappara Tampere	Finland	49	1	2	3	65	-	3	0	0	0	6
1997-98	Tappara Tampere	Finland	48	4	10	14	48	-	4	0	2	2	0
1998-99	HIFK Helsinki	Finland	42	4	7	11	36	-	11	0	3	3	2
	HIFK Helsinki	Euro HL	6	0	2	2	29	-	-	-	-	-	-
1999-00	HIFK Helsinki	Finland	46	4	18	22	36	-	9	0	4	4	6
2000-01	CALGARY	NHL	62	3	16	19	30	-7	-	-	-	-	-
2001-02	CALGARY	NHL	79	6	22	28	52	-8	-	-	-	-	-
2002-03	CALGARY	NHL	81	6	20	26	28	-7	-	-	-	-	-
2003-04	CALGARY	NHL	67	4	16	20	30	+6	6	0	1	1	2
2004-05	HIFK Helsinki	Finland	8	1	2	3	2	-	5	0	3	3	0
2005-06	BUFFALO	NHL	75	1	16	17	82	+9	18	1	4	5	18
	Finland	Olympics	8	1	0	1	10	-	-	-	-	-	-
2006-07	BUFFALO	NHL	67	2	17	19	55	+10	16	2	2	4	14
2007-08	BUFFALO	NHL	82	4	22	26	74	+1	-	-	-	-	-
2008-09	BUFFALO	NHL	80	3	20	23	70	0	-	-	-	-	-
2009-10	BUFFALO	NHL	67	4	16	20	30	+10	6	0	1	1	6
	Finland	Olympics	6	0	0	0	2	+1	-	-	-	-	-
NHL Totals			660	33	165	198	451	+14	46	3	8	11	40



PAUL MARA

Shoots	Left	Ht	6-4	Wt	211	Age	31; turns 32 on September 7, 2011
Born	September 7, 1979; Ridgewood, New Jersey			Hometown	Belmont, Massachusetts		
Acquired	Signed as a free agent, September 16, 2010						
Drafted	By Tampa Bay in the first round (seventh overall) of the 1997 NHL Entry Draft						
2009-10 REAL TIME	TOI/GM	SHFT/GM	FO% (FW/FL)				
	18:43	26.1	0% (0/0)				

2009-10:

Appeared in his 11th NHL season, his first with Montreal... scored 0-8=8 points with 48 PIM...was limited to 42 games due to a shoulder injury suffered on Jan. 22 @ NJ...missed the final 30 games of the regular season...collected four of his eight points (0-4=4) during the first four games of the regular season...played over 20:00 per game in 18 of his first 27 games...collected two assists (0-2=2) for his first multi-point game of the season, Oct. 6 @ CGY...had a season-high 17 PIM, Oct. 10 @ EDM...logged a season-high 26:16 TOI, Nov. 5 @ BOS.

CAREER:

Signed a one-year contract with Anaheim, Sept. 16, 2010...
2008-09: Appeared in his 10th NHL season, his third with the Rangers...played seven Stanley Cup Playoff games, scoring 1-1=2 points...ranked fourth among club defensemen in points during the regular season (5-16=21)...also finished fifth on the team with 86 blocked shots...appeared in his 600th career NHL game, Dec. 23 vs. WSH...had a season-high three-game point streak (1-2=3), Nov. 10-15...
2007-08: Appeared in his ninth NHL season, his second with the Rangers...played 10 Stanley Cup Playoff contests, scoring 0-1=1 point with 20 PIM...scored 1-16=17 points with 52 PIM and a +1 rating in 61 regular season contests...ranked third among team defensemen in points and ranked fifth overall in blocked shots (74)...missed 12 contests with a facial injury...
2006-07: Appeared in 78 contests with Boston and

New York Rangers, scoring 5-18=23 points...was acquired by the Rangers from Boston in exchange for Aaron Ward on Feb. 27, 2007...played 10 Stanley Cup Playoff contests with the Rangers, scoring 2-2=4 points and ranked tied for third among club defensemen in points...scored his first career playoff goal, Apr. 27 @ BUF...in the regular season, ranked second on the Rangers in avg. TOI (22:08)...after his acquisition on Feb. 27, the Rangers went 12-3-4 with Mara in the lineup...appeared in his 500th NHL game, Apr. 3 @ NYI...recorded his 200th career NHL point with an assist, Mar. 17 vs. BOS...had a career-tying two-game goal streak (2-0=2), Jan. 9-11...had a career-tying four-game point and assist streak (0-6=6), Nov. 4-11, 2006...
2005-06: Scored 15-32=47 points with 70 PIM in 78 contests with the Coyotes...established career highs in goals, points and PPG (8)...his 15 goals were the most by a Phoenix/Winnipeg defenseman since 1992-93 (Olsson, 16)...marked the seventh straight season in which he improved his point total...appeared in his 400th NHL contest, Feb. 2 vs. DAL...scored a career-tying two goals (2-0=2), Dec. 29 @ LA...recorded his 100th career NHL assist, Oct. 25 vs. STL...missed four games with a rib injury and the flu...
2004-05: Appeared in 35 contests for Hannover of the German league, scoring 5-13=18 points with 89 PIM...
2003-04: Skated in a career-high 81 contests and established a career high in assists...averaged a career-high 23:37 TOI...among league defensemen, ranked tied for sixth in assists and power play assists (22)...was tied for 14th in scoring among league defense-

NHL HIGHLIGHTS

NHL Career Hat Tricks:

None

NHL Career Multiple-Point Games:

36 (3 multiple-goal, 21 multiple-assist)

NHL Career Highs:

Goals: 2, three times (last: Dec. 29, 2005 w/PHX @ LA)

Assists: 3, Oct. 18, 2003 w/PHX vs. PHI

Points: 4, Nov. 5, 2000 w/TB vs. WSH (2-2=4)

PIM: 19, two times (last: Jan. 20, 2007 w/BOS vs. OTT)

TOI: 31:55, Apr. 1, 2000 w/TB @ FLA

Shots: 8, Feb. 21, 2004 w/PHX vs. NSH

Plus/Minus: +3, eight times (last: Dec. 19, 2006 w/BOS @ OTT)

Goal Streak: Two games, five times (last: Jan. 9-11, 2007; 2-0=2)

Assist Streak: Four games, two times (last: Nov. 4-11, 2006; 0-6=6)

Point Streak: Four games, three times (last: Nov. 4-11, 2006; 0-6=6)

Penalty Shots:

None

First NHL Game:

In a 6-2 TB loss, Apr. 17, 1999 @ FLA

First NHL Point:

An assist in a 6-2 TB loss, Apr. 17, 1999 @ FLA

First NHL Goal:

A goal (McLean) in a 6-2 TB loss, Apr. 17, 1999 @ FLA

Milestones Achieved:

600th NHL game, Dec. 23, 2008 w/NYR vs. WSH

100th NHL assist, Oct. 25, 2005 w/PHX vs. STL

200th NHL point, Mar. 17, 2007 w/NYR vs. BOS

Milestones Within Reach:

16 assists to 200 NHL assists

19 appearances to 700 NHL games


MARA VS. NHL

Team	GP	G	A	Pts.	PIM
Anaheim	28	1	4	5	16
Atlanta	25	2	7	9	28
Boston	19	1	5	6	23
Buffalo	24	1	3	4	28
Calgary	23	1	9	10	30
Carolina	22	4	10	14	20
Chicago	21	4	5	9	19
Colorado	19	0	6	6	17
Columbus	20	2	4	6	20
Dallas	30	5	6	11	35
Detroit	19	0	5	5	8
Edmonton	22	1	7	8	37
Florida	24	3	4	7	35
Los Angeles	29	5	12	17	23
Minnesota	22	1	3	4	20
Montreal	25	1	8	9	22
Nashville	22	4	4	8	22
New Jersey	24	2	6	8	18
NY Islanders	30	4	6	10	45
NY Rangers	12	2	4	6	26
Ottawa	27	2	3	5	43
Philadelphia	25	0	7	7	20
Phoenix	3	0	0	0	2
Pittsburgh	29	2	8	10	24
San Jose	26	4	10	14	20
St. Louis	20	2	7	9	14
Tampa Bay	16	0	9	9	10
Toronto	26	3	8	11	33
Vancouver	22	3	8	11	10
Washington	27	3	6	9	20
NHL Totals	681	63	184	247	688

DEFENSEMAN 23

men...led club defensemen in assists and points...ranked second on the club overall in assists and fourth in points...also led the club in avg. TOI and PPA...ranked fifth on the club in shots (140)...appeared in his 300th NHL contest, Dec. 29 vs. NYR...registered his 100th career NHL point, Nov. 19 vs. STL...posted a career-high four-game assist streak (1-7=8), Oct. 16-25...collected a career-high three assists (0-3=3), Oct. 18 vs. PHI...**2002-03:** Scored 10-15=25 points with 78 PIM in 73 contests with the Coyotes...registered his first 10-goal season...ranked first among club defensemen in goals, second in points and third in assists...missed nine contests from Mar. 2-18 due to a shoulder sprain...appeared in his 200th career NHL game, Oct. 24 vs. COL...**2001-02:** Appeared in his fourth NHL season, his second with Phoenix...scored 7-17=24 points in 75 contests...also made his Stanley Cup Playoffs debut, going scoreless with four PIM in five games...among team defensemen, ranked second in goals, assists and points...participated in the inaugural NHL YoungStars Game as part of the NHL All-Star weekend...recorded three assists in the contest...missed seven contests due to injury...**2000-01:** Appeared in 62 contests with Tampa Bay and Phoenix, scoring 6-14=20

points with 54 PIM...was acquired by Phoenix from Tampa Bay with Mike Johnson, Ruslan Zainullin and a second-round selection in the 2001 NHL Entry Draft in exchange for Nikolai Khabibulin and Stan Neckar on Mar. 5...had a career-high four-point night (2-2=4), Nov. 5 vs. WSH...missed 10 games with abdominal injuries...**1999-00:** In his first full NHL season, scored 7-11=18 points with 73 PIM in 54 contests for the Lightning...ranked fourth on the team in PPG (4)...led club rookies in goals and points...averaged 23:13 TOI...scored 1-2=3 points for his first career three-point game, Jan. 11 vs. NJ...missed 13 contests with a broken jaw...also appeared in 15 contests for Detroit of the IHL, scoring 3-5=8 points with 22 PIM...**1998-99:** Made his NHL debut with Tampa Bay on Apr. 17...recorded a goal and an assist (1-1=2) in his debut @ FLA...joined Tampa Bay after finishing his Ontario Hockey League (OHL) career, scoring 13-41=54 points in 52 contests...**Miscellaneous:** Has appeared for Team USA on four occasions, including at the 2004 World Championship and on three World Junior Championship squads (1997, 1998 and 1999)...won a silver medal at the 1997 World Junior Championship and a bronze at the 2004 World Championship in Prague, Czech Republic...registered 1-4=5 points in six contests during the 1999 World Championship...in juniors, was named to the OHL All-Rookie team and was an OHL All-Star during the 1996-97 season...in three OHL seasons with Sudbury and Plymouth, earned 38-108=146 points.



PERSONAL:

Enjoyed his summer at his off-season residence in North Falmouth, Massachusetts...enjoyed boating, golfing and relaxing with family and friends this past summer...is a graduate of the Class of 1998 at Belmont Hill High School in Belmont, Massachusetts where he played baseball and football...sold newspapers as his first job...has one older brother (Rob), who was drafted by the Chicago Blackhawks...also has an older sister (Kelly)...lists Brian Leetch and the Boston Bruins as his favorite player and team growing up...says if he could have anyone else's job in the world that he would be a starting pitcher for the Boston Red Sox...is a country music enthusiast and lists Toby Keith as his favorite singer...says that living on a boat for three months would be one of his "bucket list" items.

REGULAR SEASON

PLAYOFFS

Season	Team	League	GP	G	A	Pts.	PIM	+/-	GP	G	A	Pts.	PIM
1998-99	Plymouth	OHL	52	13	41	54	95	-	11	5	7	12	28
	TAMPA BAY	NHL	1	1	1	2	0	-3	-	-	-	-	-
1999-00	TAMPA BAY	NHL	54	7	11	18	73	-27	-	-	-	-	-
	Detroit	IHL	15	3	5	8	22	-	-	-	-	-	-
2000-01	TAMPA BAY	NHL	46	6	10	16	40	-17	-	-	-	-	-
	Detroit	IHL	10	3	3	6	22	-	-	-	-	-	-
	PHOENIX	NHL	16	0	4	4	14	+1	-	-	-	-	-
2001-02	PHOENIX	NHL	75	7	17	24	58	-6	5	0	0	0	4
2002-03	PHOENIX	NHL	73	10	15	25	78	-7	-	-	-	-	-
2003-04	PHOENIX	NHL	81	6	36	42	48	-11	-	-	-	-	-
2004-05	Hannover	Germany	35	5	13	18	89	-	-	-	-	-	-
2005-06	PHOENIX	NHL	78	15	32	47	70	-12	-	-	-	-	-
2006-07	BOSTON	NHL	59	3	15	18	95	-22	-	-	-	-	-
	NY RANGERS	NHL	19	2	3	5	18	+6	10	2	2	4	18
2007-08	NY RANGERS	NHL	61	1	16	17	52	+1	10	0	1	1	20
2008-09	NY RANGERS	NHL	76	5	16	21	94	+2	7	1	1	2	8
2009-10	MONTREAL	NHL	42	0	8	8	48	-16	-	-	-	-	-
NHL Totals			681	63	184	247	688	-111	32	3	4	7	50



TODD MARCHANT

Shoots	Left	Ht	5-10	Wt	180	Age	37; turns 38 on August 12, 2011
Born	August 12, 1973; Buffalo, NY			Hometown	Williamsville, NY		
Acquired	Claimed on waivers from Columbus, Nov. 21, 2005						
Drafted	By NY Rangers in the seventh round (164th overall) of the 1993 NHL Entry Draft						
2009-10 REAL TIME	TOI/GM	SHFT/GM	FO% (FW/FL)				
	15:48	22.6	49.9% (284/285)				

2009-10:

Appeared in his 17th NHL season, his fifth with Anaheim...scored 9-13-22 points with 32 PIM in 78 games...made his most regular season appearances since the 2005-06 season (79 with CBJ and ANA)...led the club and ranked tied for fifth in the NHL with three SHG...completed the season ranked third in all-time Ducks SHG (8), just one behind Samuel Pahlsson (9)...his 22 points were his most since the 2006-07 season (23)...ranked fourth on the club in faceoff wins (284) and third in faceoff percentage (49.9)...also ranked tied for third among Anaheim players in hits (127)...missed the final three contests of the 2009-10 regular season with a strained oblique muscle...missed his first game since Jan. 31, 2009 @ COL, snapping his consecutive games streak at 103, Mar. 26 @ EDM...had 1-2-3 points over a four-game stretch (Mar. 17-23) including a goal on Mar. 17 vs. CHI...the goal accounted for his third SHG of the season (28th career) and his eighth in a Ducks uniform...appeared in his 1,100th career NHL contest, Feb. 14 @ EDM...scored his first GWG of the season, Feb. 10 vs. EDM...earned his 100th point (assist) as a Duck, Feb. 4 @ LA...recorded his 300th NHL assist, Jan. 13 vs. BOS...appeared in his 300th contest as a Duck, recording his second SHG of the season on Dec. 29 vs. MIN...moved into sole possession of third on the Ducks' all-time SHG list with the marker (7), passing J. Sacco and S. Rocchin (6)...put together a six-game stretch in which he scored 3-2-5 points, Nov. 5-16...scored his first SHG of the season and earned an assist, Nov. 16 vs. PIT...scored his first goal of the season, Nov. 5 vs. NSH.

CAREER:

Signed a two-year contract through 2010-11, July 7, 2009...**2008-09:** Appeared in his 16th NHL season, his fourth with Anaheim...played in all 13 contests in the CQF vs. SJ and CSF vs. DET...scored the game-

winning triple OT-goal in Game 2 of the CSF, May 3 @ DET...it was the second playoff OT goal of his career (also Apr. 29, 1997 w/EDM @ DAL in Game 7 of the CQF)...in the regular season, finished second on the club in faceoff wins (298-for-593, 50.2%)...scored a team-leading two SHG on the season...collected a season-high two assists (0-2-2), Mar. 19 @ PHX...scored his second SHG of the season (25th of his career), Mar. 8 vs. MIN...scored 1-1-2 points on Feb. 24 @ BUF, including his 24th career SHG...missed 10 games with a fractured finger, Jan. 9-31...became the 31st U.S.-born player to appear in 1,000 NHL games, Dec. 22 @ VAN...was the second of four Ducks to reach the 1,000-game milestone in 2008-09 (also Hedician, Pronger and R. Niedermayer)...the only other team in NHL history to have four players hit the 1,000-game mark in the same season was the 1998-99 Los Angeles Kings (Doug Bodger, Russ Courtnall, Ray Ferraro and Garry Galley)...appeared in his 200th game as a Duck, Oct. 29 vs. DET...**2007-08:** Appeared in all six CQF games vs. DAL, scoring 2-0-2 goals with a +1 rating...in the regular season, had a three-game goal streak (3-1-4) from Mar. 9-12, one shy of his career best...scored a goal 21 seconds into the game on Mar. 9 vs. MTL, marking the sixth-fastest in club history (third fastest at home)...missed three games with a strained shoulder, Feb. 22-29...appeared in his 900th NHL game, Oct. 23 @ STL...missed two games with a bruised right ankle, Oct. 15-17...**2006-07:** Scored 0-3-3 points in 11 playoff games en route to his first Stanley Cup championship...missed the first 10 playoff games with a torn groin, Apr. 11-May 3...scored three SHG during the regular season (Oct. 15 @ DAL, Nov. 24 vs. NJ and Dec. 8 @ WSH), tying the franchise record for a season...finished tied for 10th in the NHL in SHG...tied a career high with a +4 rating, Nov. 24 vs. NJ...played in his 100th career game as a Duck, Jan. 9 @ NSH...missed the last three games of the regular season with a

NHL HIGHLIGHTS

NHL Career Hat Tricks:

None

NHL Career Multiple-Point Games:

82 (14 multiple-goal, 24 multiple-assist)

NHL Career Highs:

Goals: 2, 14 times (last: Nov. 24, 2006 vs. NJ)

Assists: 3, Feb. 21, 1996 w/EDM vs. LA

Points: 4, two times (last: Jan. 13, 2003 w/EDM vs. CBJ; 2-2-4)

PIM: 17, two times (last: Jan. 19, 2000 w/EDM vs. CGY)

TOI: 30:09, Dec. 21, 2002 w/EDM @ VAN

Shots: 9, Mar. 30, 1996 w/EDM vs. TOR

Plus/Minus: +4, two times (last: Nov. 24, 2006 vs. NJ)

Goal Streak: Four games, Feb. 3-10, 1995 (5-3-8)

Assist Streak: Five games, Jan. 2-9, 2003 (2-7-9)

Point Streak: Eight games, Jan. 7-25, 2000 (4-7-11)

Penalty Shots: 0-for-3 (last: Dec. 19, 2009 vs. PHI; no goal vs. Bryzgalov)

First NHL Game:

In a 7-3 NYR loss, Mar. 18, 1994 w/NYR vs. CHI

First NHL Point:

An assist in a 4-3 EDM loss, Mar. 25, 1994 w/EDM vs. LA

First NHL Goal:

A goal (Osgood) in a 5-2 EDM loss, Jan. 28, 1995 w/EDM @ DET

Milestones Achieved:

1,100th NHL game, Feb. 14, 2010 w/ANA @ EDM

300th game as a Duck, Dec. 29, 2009 w/ANA vs. MIN

100th NHL goal, Feb. 25, 2002 w/EDM vs. DAL

300th NHL assist, Jan. 13, 2010 w/ANA vs. BOS

400th NHL point, Jan. 23, 2006 w/ANA @ LA

100th point as a Duck, Feb. 4, 2010 w/ANA @ LA

Milestones Within Reach:

10 points to 500 NHL points

15 goals to 200 NHL goals

61 appearances to 400 as a Duck

MARCHANT VS. THE NHL


Team	GP	G	A	Pts.	PIM
Anaheim	44	6	13	19	26
Atlanta	12	1	2	3	8
Boston	18	4	5	9	4
Buffalo	18	7	7	14	8
Calgary	68	14	24	38	63
Carolina	18	0	3	3	0
Chicago	58	10	17	27	45
Colorado	62	5	14	19	49
Columbus	28	3	8	11	22
Dallas	68	12	14	26	45
Detroit	55	4	16	20	34
Edmonton	21	3	5	8	14
Florida	18	2	2	4	8
Los Angeles	80	16	22	38	69
Minnesota	37	4	11	15	25
Montreal	23	4	5	9	26
Nashville	42	4	18	22	26
New Jersey	16	5	1	6	32
NY Islanders	17	2	4	6	8
NY Rangers	19	2	3	5	10
Ottawa	19	5	1	6	4
Philadelphia	17	0	3	3	10
Phoenix	66	10	22	32	28
Pittsburgh	19	3	6	9	16
San Jose	76	14	24	38	54
St. Louis	57	8	9	17	22
Tampa Bay	20	4	9	13	13
Toronto	35	10	9	19	12
Vancouver	67	19	21	40	57
Washington	18	4	7	11	10
NHL Totals	1116	185	305	490	748

toron groin...missed 23 games overall with an abdominal injury, Feb. 18-Mar. 26 and Dec. 26-Jan. 7...**2005-06:** Led the Ducks in assists and plus/minus (+11), and ranked second in scoring (3-10=13) during the playoffs...ranked tied for first in the NHL in playoff plus/minus...collected 2-1=3 points, establishing a playoff career high in goals and points in Game 4 of the CSF, May 11 @ COL...the Ducks were 36-17-8 after his acquisition on Nov. 21 and 18-1-3 when he recorded a point...recorded his 400th NHL point (assist) in his 800th NHL game, Jan. 23 @ LA...**2004-05:** Did not play...**2003-04:** Among Columbus leaders, finished second in assists and shots (163), tied for third in points (9-25=34) and fourth in PPG (4)...missed the final four games of the regular season due to a groin strain...**2002-03:** Was named Oilers MVP (co-winner with Tommy Salo) and Top Defensive Forward for the third consecutive season...ranked fifth in the NHL in shorthanded scoring (1-4=5) and first in SHA...led the Oilers in assists, ranked second in points (20-40=60) and tied for third in goals and PPG (7)...registered his 200th career NHL assist, Feb. 23 vs. ATL...tied a career high with a four-point effort (2-2=4), Jan. 13 vs. CBJ...scored his 300th career NHL point, Dec. 13 vs. COL...**2001-02:** Led Edmonton in shorthanded scoring (3-4=7) for the second consecutive season...ranked third in NHL shorthanded scoring and first in SHA...also led the Oilers and was second in the NHL in takeaways (83)...played his 600th career NHL game, Apr. 10 vs. PHX...**2000-01:** Was the winner of the Oilers' Outstanding Defensive Forward Award...led the Oilers and was fourth in the NHL in shorthanded scoring (4-3=7)...**1999-00:** Played in all 82 games for the Oilers...**1998-99:** Notched 14-22=36 points in 82 games with the Oilers...also recorded 1-1=2 points in four playoff games...**1997-98:** Accumulated 14-21=35 points along with a career-high 71 PIM...registered 1-1=2 points in 12 playoff games...was awarded with the Oilers' Community Service Award...**1996-97:** Recorded 14-19=33 points in 79 games...made his NHL postseason debut, notching 4-2=6 points in 12 playoff games...netted the game-winning OT goal in Game 7 of the CQF, Apr. 19 vs. DAL...led the NHL with three playoff SHG...**1995-96:** Registered 19-19=38 points in 81 games in Edmonton...**1994-95:**

Played his first full season in the NHL...was tied for fourth among NHL rookies in scoring (13-14=27)...**1993-94:** Turned professional after participating in the 1994 Olympic Winter Games...made his NHL debut with the NY Rangers, Mar. 18, 1994 vs. CHI...was traded to the Oilers three days later for Craig MacTavish...recorded his first NHL point with an assist, Mar. 25 vs. LA...**Miscellaneous:** Was a member of the 1994 United States Olympic team in Lillehammer, Norway and a member of Team USA at the 1993 World Junior Championship in Gavle, Sweden.


PERSONAL:

Todd and his wife Caroline have four children: daughters Lillian and Ashley, and sons Timothy and Bradley...the family resides in Tustin and spends the offseason in Williamsville, NY...the family visited many national parks and monuments on their drive cross-country to Williamsville in their new motor home...enjoys cooking and regularly prepares meals at home for the family, saying his sausage and tomato dumplings dish is his most popular...supports the Skating Association for the Blind and Handicapped (SABAH) in Buffalo...held his annual Todd Marchant Hockey School for the 12th straight year in Williamsville this past summer...the school is a full, one-week camp with 285 children attending, including his own...eats his pregame meals at Barolo Cafe in Tustin...tunes into "Shark Week" and loves "Modern Marvels" on the Discovery Channel.



REGULAR SEASON PLAYOFFS

Season	Team	League	GP	G	A	Pts.	PIM	+/-	GP	G	A	Pts.	PIM
1993-94	United States	Nat.-Tm	59	28	39	67	48	-	-	-	-	-	-
	United States	Olympics	8	1	1	2	6	-	-	-	-	-	-
	NY RANGERS	NHL	1	0	0	0	0	-1	-	-	-	-	-
	Binghamton	AHL	8	2	7	9	6	-	-	-	-	-	-
	EDMONTON	NHL	3	0	1	1	2	-1	-	-	-	-	-
	Cape Breton	AHL	3	1	4	5	2	-	5	1	1	2	0
1994-95	Cape Breton	AHL	38	22	25	47	25	-	-	-	-	-	-
	EDMONTON	NHL	45	13	14	27	32	-3	-	-	-	-	-
1995-96	EDMONTON	NHL	81	19	19	38	66	-19	-	-	-	-	-
1996-97	EDMONTON	NHL	79	14	19	33	44	+11	12	4	2	6	12
1997-98	EDMONTON	NHL	76	14	21	35	71	+9	12	1	1	2	10
1998-99	EDMONTON	NHL	82	14	22	36	65	+3	4	1	1	2	12
1999-00	EDMONTON	NHL	82	17	23	40	70	+7	3	1	0	1	2
2000-01	EDMONTON	NHL	71	13	26	39	51	+1	6	0	0	0	4
2001-02	EDMONTON	NHL	82	12	22	34	41	+7	-	-	-	-	-
2002-03	EDMONTON	NHL	77	20	40	60	48	+13	6	0	2	2	2
2003-04	COLUMBUS	NHL	77	9	25	34	34	-17	-	-	-	-	-
2004-05			DID NOT PLAY										
2005-06	COLUMBUS	NHL	18	3	6	9	20	-1	-	-	-	-	-
	ANAHEIM	NHL	61	6	19	25	46	+3	16	3	10	13	14
2006-07	ANAHEIM	NHL	53	8	15	23	44	+7	11	0	3	3	12
2007-08	ANAHEIM	NHL	75	9	7	16	48	-3	6	2	0	2	0
2008-09	ANAHEIM	NHL	72	5	13	18	34	-2	13	1	1	2	16
2009-10	ANAHEIM	NHL	78	9	13	22	32	-16	-	-	-	-	-
NHL Totals			1116	185	305	490	748	-2	85	12	19	31	76
Anaheim Totals			339	37	67	104	204	-11	33	5	13	18	34



CURTIS McELHINNEY

Catches	Left	Ht	6-2	Wt	197	Age	27; turns 28 on May 23, 2011
Born	May 23, 1983; London, Ontario				Hometown	Calgary, Alberta	
Acquired	From Calgary in exchange for Vesa Toskala, Mar. 3, 2010						
Drafted	By Calgary in the sixth round (176th overall) of the 2002 NHL Entry Draft						

2009-10:

Appeared in his third NHL season, split with Anaheim and Calgary...played 20 contests with the Ducks and Flames, going 8-5-2 with a 2.99 GAA and a career-tying .902 SV%...was acquired by Anaheim at the trade deadline on Mar. 3...following his acquisition, he and teammate Jonas Hiller went a combined 9-7-4 with a 2.81 GAA and .916 SV% over the final 20 contests of the 2009-10 regular season...with Anaheim, posted a 5-1-2 record in 10 contests with a 2.76 GAA and .917 SV%...had a career-high four-game win streak from Mar. 19-31, stopping 104-of-110 shots for a .945 SV% and 1.66 GAA...had a seven-game stretch without a regulation loss from Mar. 19-Apr. 6 (5-0-2), in which he stopped 204-of-219 shots for a 2.19 GAA and .932 SV%...appeared in a career-high six consecutive games during that stretch (Mar. 26-Apr. 6)...set career highs in shots faced (48) and saves (42) in a 6-3 Ducks loss, Apr. 9 @ STL...won his eighth game of the season, stopping 28-of-29 shots in a 2-1 Ducks victory, Apr. 3 @ LA...stopped 7-of-9 shots in his Anaheim debut, Mar. 9 vs. CBJ...in 10 games with Calgary, went 3-4-0 with a 3.23 GAA and .917 SV%...stopped 21-of-22 shots in a 2-1 Calgary win, Dec. 31 vs. EDM...had a career-high shutout sequence of 86:28 from the second period of the Flames' Dec. 27 contest vs. VAN through the third period of the club's contest on Dec. 31 vs. EDM...

earned his first win of the season and second of his career on Nov. 4 @ DAL, turning away a then career-high 38-of-40 shots...the victory also accounted for his first career road win...made the save on his first career penalty shot, an unsuccessful attempt by DAL's Brenden Morrow...made his season debut on Oct. 9 vs. DAL, stopping 25-of-29 shots in a 5-2 Calgary loss.

CAREER:

Signed a two-year contract extension with Calgary through 2010-11, June 5, 2009...**2008-09:** Appeared in his second NHL season with Calgary, posting a 1-6-1 record with a 3.59 GAA and .889 SV% in 14 games...made six starts and eight appearances in relief of Miikka Kiprusoff...stopped a season-high 35-of-39 shots in an 4-3 overtime loss, Dec. 10 @ DET...earned his first career NHL win in a 4-1 victory on Apr. 11 vs. EDM, turning away a season-tying 35-of-36 shots...made his Stanley Cup Playoff debut in Game 5 of the CQF vs. CHI, stopping 9-of-10 shots in 24:31 minutes on Apr. 25...**2007-08:** Appeared in his first NHL season with Calgary, going 0-2-0 with a 2.00 GAA and .902 SV% in five games...began the season with the Flames, missing the first three games with a knee injury...made his NHL

NHL HIGHLIGHTS

NHL Career Highs:

- Saves:** 42, Apr. 9, 2010 @ STL
- Shots Faced:** 48, Apr. 9, 2010 @ STL
- Goals Against:** 6, three times (last: Apr. 9, 2010 @ STL)
- Winning Streak:** Four games, Mar. 19-31, 2010
- Losing Streak:** Five games, Jan. 18-Mar. 14, 2009
- Shutout Sequence:** 86:08, Dec. 27-31, 2009 (spanning two games)
- Consecutive Games Played:** 6, Mar. 26-Apr. 6, 2010
- Consecutive Starts:** 6, Mar. 26-Apr. 6, 2010
- Penalty Shots:** Stopped 1-of-1, Nov. 4 w/CGY @ DAL (Morrow)
- First NHL Game:**
In a 4-1 CGY loss, Oct. 22, 2007 vs. SJ
- First NHL Win:**
In a 4-1 CGY win, Apr. 11, 2009 vs. EDM
- First NHL Shutout:**
None

McELHINNEY VS. THE NHL

Team	GP	MIN	W-L-OT	SO	GA	GAA
Anaheim	2	118	0-2-0	0	7	3.56
Atlanta	-	-	-	-	-	-
Boston	-	-	-	-	-	-
Buffalo	-	-	-	-	-	-
Calgary	-	-	-	-	-	-
Carolina	1	60	0-1-0	-	6	6.00
Chicago	2	39	0-0-0	0	1	1.54
Colorado	2	120	1-1-0	0	8	4.00
Columbus	5	247	1-2-0	0	13	3.16
Dallas	3	181	2-1-0	0	7	2.32
Detroit	2	99	0-1-1	0	6	3.64
Edmonton	5	213	3-0-0	0	7	1.97
Florida	-	-	-	-	-	-
Los Angeles	2	129	1-0-1	0	5	2.33
Minnesota	1	1	0-0-0	0	0	0.00
Montreal	-	-	-	-	-	-
Nashville	1	19	0-0-0	0	0	0.00
New Jersey	1	16	0-0-0	0	0	0.00
NY Islanders	1	37	1-0-0	0	1	1.62
NY Rangers	-	-	-	-	-	-
Ottawa	-	-	-	-	-	-
Philadelphia	-	-	-	-	-	-
Phoenix	-	-	-	-	-	-
Pittsburgh	-	-	-	-	-	-
San Jose	3	84	0-0-0	0	6	4.29
St. Louis	3	177	0-3-0	0	12	4.04
Tampa Bay	1	19	1-0-0	0	2	6.32
Toronto	1	16	0-1-0	0	1	3.75
Vancouver	3	118	0-0-1	0	5	2.54
Washington	-	-	-	-	-	-
NHL Totals	39	1692	9-13-3	0	87	3.08


GOALTENDER 31

debut in a 4-1 Calgary loss on Oct. 22 vs. SJ, playing 23 minutes and allowing one goal...suffered a 3-0 loss in his first NHL start on Nov. 25 @ STL, stopping 15-of-17 shots...was recalled from Quad City (AHL) twice, including Nov. 19 and Apr. 15... spent the remainder of the season with Quad City, registering a 20-18-2 mark with three shutouts, a 2.28 GAA and .912 SV% in 41 games...ranked tied for seventh among AHL goaltenders in GAA... appeared in his 100th career AHL game, Nov. 15th vs. Lake Erie...**2006-07:** Appeared in his second professional season with Omaha (AHL), posting a 35-17-1 record with seven shutouts, a 2.13 GAA and .917 SV%...was named to the AHL Canadian All-Star team...among AHL leaders, ranked tied for first in shutouts, second in GAA, third in wins and fourth in minutes played (3,181)...recorded back-to-back shutouts against Houston on Dec. 2 (27 saves) and Dec. 7 (29 saves)...also notched consecutive shutouts on Feb. 23 vs. Milwaukee (33 saves) and Feb. 24 vs. Chicago (29 saves)... earned his second AHL Player of the Week honor (Feb. 19-25) with a 3-0-0 record, two shutouts, a 0.97 GAA and .969 SV%...was named the AHL Goaltender of the Month for April after going 6-0-1

with a 1.26 GAA and .940 SV%...also appeared in five AHL Playoff games, compiling a 2-3 record and 2.12 GAA...**2005-06:** Appeared in his first professional season with Omaha, going 9-14-2 with three shutouts and a 2.52 GAA in 33 games...made his pro debut on Oct. 17 vs. Chicago, stopping 13-of-15 shots in 32:24 minutes of work...earned his first professional win and shutout in a 2-0 victory on Oct. 15 vs. San Antonio, stopping all 20 shots faced...**Miscellaneous:** Played four seasons with Colorado College (WCHA) from 2001-05, posting a 62-16-8 record with nine shutouts and a 2.32 GAA in 91 games.

PERSONAL:

Graduated from Athol Murray College of Notre Dame (Wilcox, Saskatchewan) in 2001...majored in History and Political Science at Colorado College, graduating in 2005...he and his wife Ashleigh have one son, Trent...resides in Irvine during the hockey season and Denver, CO in the off-season...also vacationed in Mexico and spent time in Calgary last summer...has two younger sisters and a younger brother...his youngest sister, Alana, attends Bemidji State (MN) on a hockey scholarship...lists Mario Lemieux as his favorite NHL player and Pittsburgh Penguins as his top team growing up...enjoys fly fishing and traveling in his spare time.



REGULAR SEASON PLAYOFFS

Season	Team	League	GP	MIN	GA	SO	GAA	SV%	W-L-OT	GP	MIN	GA	SO	GAA	W-L
2001-02	Colorado Col.	WCHA	9	441	15	1	2.04	-	6-0-1	-	-	-	-	-	-
2002-03	Colorado Col.	WCHA	37	2147	85	4	2.37	-	25-6-5	-	-	-	-	-	-
2003-04	Colorado Col.	WCHA	19	1015	41	2	2.42	-	10-6-1	-	-	-	-	-	-
2004-05	Colorado Col.	WCHA	26	1550	58	2	2.24	-	21-4-1	-	-	-	-	-	-
2005-06	Omaha	AHL	33	1621	68	3	2.52	.911	9-14-2	-	-	-	-	-	-
2006-07	Omaha	AHL	57	3181	113	7	2.13	.917	35-17-1	5	311	11	0	2.12	2-3
2007-08	Quad City	AHL	41	2320	88	3	2.28	.911	20-18-2	-	-	-	-	-	-
	CALGARY	NHL	5	150	5	0	2.00	.902	0-2-0	-	-	-	-	-	-
2008-09	CALGARY	NHL	14	518	31	0	3.59	.889	1-6-1	1	34	1	0	1.76	0-0
2009-10	CALGARY	NHL	10	502	27	0	3.23	.885	3-4-0	-	-	-	-	-	-
	ANAHEIM	NHL	10	521	24	0	2.76	.917	5-1-2	-	-	-	-	-	-
NHL Totals			39	1691	87	0	3.09	.898	9-13-2	1	34	1	0	1.76	0-0
Anaheim Totals			10	521	24	0	2.76	.917	5-1-2	-	-	-	-	-	-



GEORGE PARROS

Shoots	Right	Ht	6-5	Wt	228	Age	30; turns 31 on December 29, 2010
Born	December 29, 1979; Washington, Pennsylvania		Hometown	Randolph, New Jersey			
Acquired	From Colorado with the option to exchange third-round selections in the 2007 NHL Entry Draft in exchange for a second-round selection in the 2007 NHL Entry Draft, Nov. 13, 2006						
Drafted	By Los Angeles in the eighth round (222nd overall) of the 1999 Entry Draft						
2009-10 REAL TIME	TOI/GM		SHFT/GM		FO% (FW/FL)		
	6:00		8.5		14.3% (1/6)		

2009-10:

Appeared in his fifth NHL season, his fourth with Anaheim...collected 4-0=4 points with 136 PIM and a +4 rating in 57 games...led Anaheim for the fourth straight season in PIM while ranking tied for fourth in plus/minus...had a plus-or-even rating in 53 of his 57 contests...finished the season just one goal short of matching his career high of five, set in 2008-09...three of his four goals came in his final 13 games of the season...scored a goal in the club's season finale while logging a career-high 12:50 TOI, Apr. 11 vs. EDM...led a career-high four shots on net in 9:06 TOI, Mar. 29 vs. DAL...notched his third goal of the season, Mar. 26 @ EDM...racked up a career-high 20 PIM, Mar. 24 @ VAN...missed 10 games due to a right hand laceration, Jan. 2-19...appeared in his 200th contest as a Duck, Nov. 29 vs. PHX...scored his first goal of the season in a then career-high 11:43 TOI, Oct. 30 vs. VAN.

CAREER:

Signed a three-year contract extension with Anaheim through 2011-12, Jan. 29, 2009...**2008-09:** Made his third straight trip to the Stanley Cup Playoffs in his fourth NHL season...played seven postseason contests, including all six of the Ducks' CQF games vs. top-seeded San Jose...in the regular season, set a career high for games played with 74, surpassing his previous

best by five...also set career highs in goals, assists and points (5-5=10)...recorded a plus-or-even rating in 66 of his 74 appearances...led the Ducks in PIM (135)...was nominated as Anaheim's candidate for the Bill Masterton Trophy, awarded each year to the NHL player who "best exemplifies the qualities of perseverance, sportsmanship and dedication to hockey"...appeared in his career-high 70th game of the season on Apr. 2 @ VAN...scored his fifth goal of the season, Mar. 22 vs. PHX...appeared in his 200th career NHL contest, Jan. 16 @ PIT...collected his career-high fifth assist of the season, Dec. 14 vs. MIN...scored his then-career high third goal of the season, Dec. 10 vs. STL...earned a career-high two assists (0-2=2) on Dec. 7 vs. CBJ...missed two games with an eye abrasion, Nov. 2-4...scored his first goal of 2008-09 and fifth of his career, Oct. 12 vs. PHX...**2007-08:** Led the club in PIM for the second consecutive season (183)...logged a then-career high 11:31 TOI, Apr. 6 vs. PHX...appeared in his 100th contest as a Duck, Apr. 5 @ LA...missed four games with a bruised knee, Jan. 13-18...scored his first goal of the season and fourth of his career, Dec. 29 @ CGY...played in his 100th career NHL game, Oct. 25 vs. PHX...**2006-07:** Played in his second NHL season, first with Anaheim...appeared in five playoff games, recording one shot and 10 PIM

NHL HIGHLIGHTS

NHL Career Hat Tricks:

None

NHL Career Multiple-Point Games:

2 (0 multiple-goal, 2 multiple-assist)

NHL Career Highs:

Goals: 1, 13 times (last: Apr. 11, 2010 vs. EDM)

Assists: 2, Dec. 7, 2008 w/ANA vs. CBJ

Points: 2, two times (last: Dec. 7, 2008 vs. CBJ; 0-2=2)

PIM: 20, Mar. 24, 2010 @ VAN

TOI: 12:50, Apr. 11, 2010 vs. EDM

Shots: 4, Mar. 29, 2010 vs. DAL

Plus/Minus: +2, Oct. 20, 2005 w/LA @ DAL

Goal Streak: None

Assist Streak: Two games, Oct. 20-23, 2005 (1-2=3)

Point Streak: Two games, two times (last: Dec.

7-10, 2008; 1-2=3)

Penalty Shots: None

First NHL Game:

In a 5-4 LA loss, Oct. 5, 2005 @ DAL

First NHL Point:

An assist in a 2-1 LA win, Oct. 9, 2005 vs. MIN

First NHL Goal:

A goal (Hedberg) in a 7-2 LA win, Oct. 20, 2005 @ DAL

Milestones Achieved:

200th NHL game, Jan. 16, 2009 @ PIT

200th game as a Duck, Nov. 29, 2009 vs. PHX

500th penalty minute, Feb. 2, 2009 vs. BUF

Milestones Within Reach:

11 appearances to 300 NHL games

68 appearances to 300 games as a Duck

PARROS VS. THE NHL


Team	GP	G	A	Pts.	PIM
Anaheim	5	0	0	0	28
Atlanta	3	0	0	0	0
Boston	4	0	0	0	7
Buffalo	4	0	0	0	20
Calgary	15	1	1	2	62
Carolina	3	0	0	0	0
Chicago	14	1	1	2	53
Colorado	15	1	0	1	17
Columbus	19	0	2	2	34
Dallas	21	1	1	2	43
Detroit	9	0	0	0	11
Edmonton	18	3	0	3	61
Florida	2	0	0	0	0
Los Angeles	24	0	0	0	45
Minnesota	12	0	2	2	21
Montreal	1	0	1	1	0
Nashville	12	0	1	1	26
New Jersey	4	0	0	0	5
NY Islanders	1	0	0	0	0
NY Rangers	4	0	1	1	5
Ottawa	3	0	0	0	10
Philadelphia	4	0	0	0	12
Phoenix	24	2	1	3	22
Pittsburgh	3	0	0	0	2
San Jose	27	1	0	1	66
St. Louis	14	1	0	1	43
Tampa Bay	5	0	0	0	14
Toronto	3	1	0	1	22
Vancouver	13	1	0	1	55
Washington	3	0	1	1	10
NHL Totals	289	13	12	25	694

en route to his first Stanley Cup championship...led the team in PIM (102) during the regular season... scored his first goal as a Duck, Mar. 28 @ CHI... made his Anaheim debut, Nov. 15 vs. PHI...played two games with Colorado...made his Colorado debut on Oct. 25 vs. WSH...missed nine games due to a bruised shoulder, Oct. 4-23...was claimed on waivers by Colorado one day before the Oct. 3 season opener...**2005-06:** Led all Kings rookies with 55 games played...ranked second on the club in PIM (138) and penalty majors (18)...recorded four of his five points in October and was a +5 for the month...made his NHL debut, Oct. 5 @ DAL...recorded his first career NHL goal and "Gordie Howe Hat Trick" (goal, assist and fighting major), Oct. 20 @ DAL...collected his second goal of the season, Jan. 21 vs. SJ...had a plus-or-even rating in 49 of his 55 games...missed 21 games with an ankle sprain (Nov. 19-Dec. 19 and Dec. 29-Jan. 9)...**2004-05:** Appeared in 67 games with Manchester (AHL), finishing second in PIM (247)... set career highs in goals, assists and points...recorded four PPG and four GWG...played in six Calder Cup Playoff games with Manchester...**2003-04:**

Appeared in his first full professional season with Manchester, recording 3-6=9 points with 126 PIM in 57 games...scored his first professional goal, Nov. 29 vs. Providence...**2002-03:** Made his professional debut with Manchester after completing his senior season at Princeton University, recording 0-1=1 point in nine appearances...with Princeton, earned 0-7=7 points with 29 PIM in 22 games...**2001-02:** In his junior season at Princeton, recorded a career-high 9-13=22 points in 31 games...finished second on the team in scoring...**2000-01:** Appeared in 31 games during his sophomore year, earning 7-10=17 points with 17 PIM...finished the season tied for third on the team in assists...**1999-00:** In his freshman year at Princeton, recorded 4-2=6 points in 27 games...**Miscellaneous:** Was a three-time member of the ECAC All-Academic team...recorded 20-32=52 points with 119 PIM in 111 career games at Princeton...became just the seventh Princeton Tiger to play in an NHL game.

PERSONAL:

Resides with wife, Tiffany, in Hermosa Beach year-round...spent last summer enjoying the beach, playing beach volleyball, including in the annual Six-Man Tournament in Manhattan Beach...donates his hair once a year as part of the annual George Parros Cut for the Kids, benefiting the Childhood Leukemia Foundation...started an apparel line called "Stache Gear" in November 2009 and is sold in the Ducks Team Store and online...all proceeds from the line benefit the Childhood Leukemia Foundation and Garth Brooks Teammates for Kids...enjoys cooking on the barbeque, citing grilled lamb as his best dish...is part Greek and can speak and understand some of the language...considers himself a reality show junkie and would love to be a contestant on "Wipeout" or "American Gladiators" someday...if he wasn't a hockey player, says he would be working on Wall Street... plays the harmonica and also enjoys playing Guitar Hero...in addition to beach volleyball, participates in outdoor activities such as horseshoes and golf... loves country music and thinks Kenny Chesney is the best act he's ever seen live.



REGULAR SEASON PLAYOFFS

Season	Team	League	GP	G	A	Pts.	PIM	+/-	GP	G	A	Pts.	PIM
1999-00	Princeton	ECAC	27	4	2	6	14	-	-	-	-	-	-
2000-01	Princeton	ECAC	31	7	10	17	38	-	-	-	-	-	-
2001-02	Princeton	ECAC	31	9	13	22	36	-	-	-	-	-	-
2002-03	Princeton	ECAC	22	0	7	7	29	-	-	-	-	-	-
	Manchester	AHL	9	0	1	1	7	-	-	-	-	-	-
2003-04	Manchester	AHL	57	3	6	9	126	-	5	0	0	0	4
2004-05	Reading	ECHL	3	0	0	0	9	-	-	-	-	-	-
	Manchester	AHL	67	14	8	22	247	-	6	1	1	2	27
2005-06	LOS ANGELES	NHL	55	2	3	5	138	+1	-	-	-	-	-
2006-07	COLORADO	NHL	2	0	0	0	0	-1	-	-	-	-	-
	ANAHEIM	NHL	32	1	0	1	102	-2	5	0	0	0	10
2007-08	ANAHEIM	NHL	69	1	4	5	183	+3	1	0	0	0	0
2008-09	ANAHEIM	NHL	74	5	5	10	135	+8	7	0	0	0	9
2009-10	ANAHEIM	NHL	57	4	0	4	136	+4	-	-	-	-	-
NHL Totals			289	13	12	25	694	+13	13	0	0	0	19
Anaheim Totals			232	11	9	20	556	+13	13	0	0	0	19



COREY PERRY

Shoots	Right	Ht	6-3	Wt	212	Age	25; turns 26 on May 16, 2011
Born	May 16, 1985; Peterborough, Ontario			Hometown	Peterborough, Ontario		
Drafted	By Anaheim in the first round (28th overall) of the 2003 NHL Entry Draft						
2009-10 REAL TIME	TOI/GM	SHFT/GM	FO% (FW/FL)				
	21:03	24.7	21.4% (6/22)				

2009-10:

Appeared in his fifth NHL season with Anaheim, scoring 27-49=76 points with 111 PIM and an even plus/minus rating...established career highs in both assists and points...was the only player to appear in all 82 Anaheim contests in 2009-10...had an NHL season-best and club-record 19-game point streak (10-16=26) from Oct. 21-Dec. 1, the longest in over two years (PIT's Sidney Crosby had 11-19=30 points in 19 straight games from Oct. 6-Nov. 15, 2007)...also had a career-best 10-game assist (2-11=13) streak within the 19-game point streak from Nov. 13-Dec. 1, which equaled the franchise best set by Ryan Getzlaf earlier in the season and also was tied for the second-longest in the NHL this season (also Getzlaf and TB's Martin St. Louis)...led the Ducks in points and shots (270), ranked second in assists and tied for second in goals...completed the season with 4-10=14 points in his last 15 games...had 16 multiple-point games (five multi-goal and five multi-assist)...averaged 21:03 TOI in 2009-10, nearly a two-and-a-half minute increase from the previous season (18:36)...established a career high in points with his 73rd point of the season (assist), Apr. 3 @ LA...scored two goals (including GWG), both on the PP (tied career high) for his fifth multi-goal game of the year, Mar. 26 @ EDM...recorded a season-high three assists, Mar. 21 vs. COL...his second assist was on Teemu Selanne's historic 600th NHL goal...collected two assists with his second establishing a career high in the category, Mar. 17 vs. CHI...had a season-tying 1-2=3 points (third time in 2009-10), Feb. 8 vs. LA...logged a career-high 28:19 TOI, Jan. 23 @ STL...strung together a 15-game HOME point streak (7-14=21), Oct. 21-Dec. 6, finishing just two games shy of the club record (Paul Kariya, 17 games, Nov. 6, 1998-Jan. 13,

1999)...had a career-high four-game goal streak (6-2=8), Oct. 26-Nov. 3...appeared in his 300th NHL contest, earning an assist, Nov. 5 vs. NSH...scored his 100th NHL goal, the first of a two-goal night, Nov. 3 vs. PIT...notched his 200th career NHL point (assist), Oct. 10 @ PHI...scored a season-high 2-1=3 points, including his first career SHG, Oct. 8 @ BOS...won Olympic gold with Team Canada in the 2010 Winter Games in Vancouver...4-1=5 points with a +3 rating in seven contests.

CAREER:

Signed a five-year contract through 2012-13, July 1, 2008...**2008-09:** Appeared in his fourth NHL season with Anaheim, setting a career high in goals and then-career highs in assists and points...led the Ducks in goals, GWG (8) and shots (283) while ranking second in scoring and plus/minus, and third in assists and PPG (10)...among NHL leaders, finished tied for seventh in GWG...set a career high with 30 goals on Apr. 4 @ SJ (finished season with 32)...registered his 100th NHL assist, Mar. 27 vs. EDM...tied his career high with nine shots on net (second time), Mar. 8 vs. MIN...with Getzlaf and Selanne, was named a co-recipient of the NHL's First Star award for the week ending Nov. 2 (2-7=9 in four games)...recorded a seven-game assist and point streak (3-11=14), Oct. 21-Nov. 2...set a career high for points and assists (1-4=5) on Oct. 31 vs. VAN, tying a club record for points in a game (12th time)...appeared in all 13 postseason contests, collecting 8-6=14 points...had a playoff-high five-game point streak (4-3=7) from Apr. 23-May 3...scored the GWG in Game 5 of the CSF, May 12 vs. DET...set playoff career highs in goals and points (2-1=3) in Game 3 of the CSF,

NHL HIGHLIGHTS

NHL Career Hat Tricks:

None

NHL Career Multiple-Point Games:

57 (15 multiple-goal, 19 multiple-assist)

NHL Career Highs:

Goals: 2, 15 times (last: Mar. 26, 2010 @ EDM)

Assists: 4, Oct. 31, 2008 vs. VAN

Points: 5, Oct. 31, 2008 vs. VAN (1-4=5)

PIM: 14, Jan. 14, 2010 vs. LA

TOI: 28:19, Jan. 23, 2010 @ STL

Shots: 9, two times (last: Mar. 8, 2009 vs. MIN)

Plus/Minus: +3, six times (last: Apr. 9, 2010 @ STL)

Goal Streak: Four games, Oct. 26-Nov. 3, 2009 (6-2=8)

Assist Streak: 10 games, Nov. 13-Dec. 1, 2009 (2-11=13)

Point Streak: 19 games, Oct. 21-Dec. 1, 2009 (10-16=26)

Penalty Shots: None

First NHL Game: In a 5-3 ANA win, Oct. 5, 2005 @ CHI

First NHL Point: An assist in a 5-3 ANA win, Oct. 5, 2005 @ CHI

First NHL Goal: A goal (Markkanen) in a 4-2 ANA loss, Oct. 10, 2005 vs. EDM

Milestones Achieved:

300th NHL game, Nov. 5, 2009 vs. NSH

100th NHL goal, Nov. 3, 2009 vs. PIT

100th NHL assist, Mar. 27, 2009 vs. EDM

200th NHL point, Oct. 10, 2009 @ PHI

Milestones Within Reach:

29 points to 300 NHL points

32 appearances to 400 NHL games

47 assists to 200 NHL assists

PERRY VS. NHL


Team	GP	G	A	Pts.	PIM
Anaheim	-	-	-	-	-
Atlanta	3	0	1	1	4
Boston	5	2	2	4	2
Buffalo	4	2	1	3	9
Calgary	20	5	7	12	36
Carolina	4	0	1	1	0
Chicago	19	5	12	17	21
Colorado	19	3	10	13	12
Columbus	19	7	9	16	22
Dallas	32	7	11	18	24
Detroit	19	5	7	12	26
Edmonton	20	10	8	18	18
Florida	4	3	2	5	4
Los Angeles	31	11	12	23	49
Minnesota	18	9	7	16	16
Montreal	2	2	2	4	9
Nashville	18	7	8	15	16
New Jersey	4	1	3	4	2
NY Islanders	4	1	1	2	0
NY Rangers	5	2	0	2	0
Ottawa	4	3	3	5	2
Philadelphia	4	1	3	4	8
Phoenix	29	11	8	19	39
Pittsburgh	5	4	1	5	6
San Jose	31	9	7	16	44
St. Louis	17	2	7	9	24
Tampa Bay	3	0	2	2	2
Toronto	3	2	4	6	6
Vancouver	18	4	11	15	20
Washington	4	1	3	4	12
NHL Totals	368	118	153	271	433

May 7 vs. DET...**2007-08**: Was named a 2008 All-Star in his third NHL season...made his 2008 playoff debut in Game 4 of the CQF on Apr. 17 @ DAL after recovering from a right quadriceps injury...concluded the regular season establishing then-career highs in goals (29), points (54), GWG (4) and shots (200) and career highs in plus/minus (+12) and PPG (11)...among team leaders, ranked first in goals, second in points and tied for second in GWG...suffered a right quadriceps tendon laceration when he was cut by a skate blade, Mar. 6 @ COL...had surgery that night at a Denver hospital and missed the final 12 games of the regular season...the injury snapped his consecutive games played streak at a career-high 193 games, Jan. 9, 2006-Mar. 6, 2008...played in his 200th career NHL game, Feb. 15 vs. DAL...recorded a seven-game point streak (5-7-12, +5 rating), Jan. 7-20...scored 16 seconds into the game on Jan. 4 vs. CHI, tying for the second-fastest in club history overall and the fastest ever at home...collected his 100th NHL point (assist), Dec. 29 @ CGY...represented the Western Conference at the 2008 All-Star Game, Jan. 27 @ ATL...**2006-07**: Won his first Stanley Cup championship in his second NHL season...appeared in all 21 of Anaheim's Stanley Cup Playoff contests, ranking fourth on the team in goals and tied for seventh in the NHL in points...finished tied for second in club history for most points in a single playoff season behind teammate Ryan Getzlaf...scored the final goal of the 2007 postseason, an unassisted tally at 17:00 in the third period of Game 5 of the SCF, June 6 vs. OTT...collected two assists (a career postseason high) in Game 2 of the WCF, May 13 @ DET...

scored a goal (the first of his postseason career) in Game 5 of the CQF, Apr. 19 vs. MIN...was one of eight Ducks to play in all 82 regular season games...**2005-06**: In his first NHL season, earned 0-3-3 points in 11 postseason games...ranked tied for second among rookies in PPA (2) during the postseason...collected his first career playoff point in Game 3 of the CQF, Apr. 25 vs. CGY...made his NHL postseason debut in Game 1 of the CQF, Apr. 21 @ CGY...collected 2-1-3 points (tying a rookie club record for most goals in a game) and recorded his first multiple-point NHL game, Jan. 28 @ LA...was named a starter for the Canadian Team at the 2006 Rbk AHL All-Star Classic...with Portland (AHL): 16-18-34 points in 19 games...had a 17-game point streak (15-17-32) from Nov. 23-Dec. 31, the longest in the AHL during the season and the longest in Portland franchise history...was co-winner of the AHL Rookie of the Month for December after scoring 12-12-24 points in 13 games...collected an assist, tying the Anaheim rookie record with eight shots on goal, Oct. 14 vs. CBJ...scored his first career NHL goal, Oct. 10 vs. EDM...recorded his first career NHL point in his NHL debut, Oct. 5 @ CHI...**Miscellaneous**: Won gold with Team Canada at the 2010 Olympic Winter Games in Vancouver...in his first career Olympic appearance, notched 4-1-5 points with a +3 rating in seven contests...ranked tied for second in goals for the tournament and scored Canada's second marker in the gold medal game...has appeared for Team Canada on three separate occasions...won gold with Canada at the 2005 IIHF World Junior Championship, playing on the top line with Sidney Crosby and Patrice Bergeron...in 13 career games with Team Canada, has scored 6-6-12 points...in 253 career OHL contests, earned 140-240-380 points, averaging 1.5 points-per-game...in 2004-05, led the OHL in scoring (47-83-130) as a member of the London Knights...also led the OHL in playoff scoring with 11-27-38 points in 18 contests.


PERSONAL:

Resides in Newport Coast during the season...spent the summer in London, Ontario, where he played his junior hockey...hosted the Corey Perry "A Round For A Cure" golf tournament this past summer, benefiting Wellspring London, a nonprofit walk-in cancer support center...following his gold-medal win with Team Canada at Vancouver, attended an official Olympic ceremony and gala in Edmonton during the summer, where he received a ring to commemorate the victory...was invited to play in the pro-am Wayne Gretzky Classic in July, where he won the celebrity division and took home a 2011 Ford Fiesta as the prize...likes to dine at The Cannery in Newport Beach for their sushi rolls...had his first job working nights loading beds onto trucks at a Sleep Country Warehouse store in his hometown...cites Bon Jovi as the best concert he's ever attended.



REGULAR SEASON PLAYOFFS

Season	Team	League	GP	G	A	Pts.	PIM	+/-	GP	G	A	Pts.	PIM
2001-02	London	OHL	67	28	31	59	56	-	12	2	3	5	30
2002-03	London	OHL	67	25	53	78	145	-	14	7	16	23	27
2003-04	London	OHL	66	40	73	113	98	-	15	7	15	22	20
	Cincinnati	AHL	-	-	-	-	-	-	3	1	1	2	4
2004-05	London	OHL	60	47	83	130	117	-	18	11	27	38	46
2005-06	Portland	AHL	19	16	18	34	32	-	1	1	0	1	0
	ANAHEIM	NHL	56	13	12	25	50	+1	11	0	3	3	16
2006-07	ANAHEIM	NHL	82	17	27	44	55	+12	21	6	9	15	37
2007-08	ANAHEIM	NHL	70	29	25	54	108	+12	3	2	1	3	8
2008-09	ANAHEIM	NHL	78	32	40	72	109	+10	13	8	6	14	36
2009-10	ANAHEIM	NHL	82	27	49	76	111	0	-	-	-	-	-
	Canada	Olympics	7	4	1	5	2	-	-	-	-	-	-
NHL Totals			368	118	153	271	433	+35	48	16	19	35	87



BOBBY RYAN

Shoots	Right	Ht	6-2	Wt	209	Age	23; turns 24 on March 17, 2011
Born	March 17, 1987; Cherry Hill, New Jersey			Hometown	Cherry Hill, New Jersey		
Drafted	By Anaheim in the first round (second overall) of the 2005 NHL Entry Draft						
2009-10 REAL TIME	TOI/GM	SHFT/GM	FO% (FW/FL)				
	18:29	22.9	44.1% (41/52)				

2009-10:

Appeared in his third NHL season (second full season) with Anaheim...scored a career-high 35-29=64 points with 81 PIM and a +9 rating in 81 contests...only Corey Perry (82) appeared in more Ducks contests in 2009-10...ranked second in the NHL among U.S.-born players in goals (NJ's Parise had 38) and tied for 10th in the NHL overall...led Anaheim in goals, ranked third in points and plus/minus (+9), and second in both PPG (11) and shots (258)...had 17 multiple-point games (seven multi-goal, three multi-assist)...finished the season with 4-4=8 points in his last six games, including three straight multi-point efforts from Apr. 6-9 (4-2=6)...had a career-tying seven-game point streak (3-6=9), Dec. 8-22...established a career high in goals with his 32nd on the year, Apr. 6 vs. LA...reached career bests in assists (27) and points (58), Apr. 3 @ LA...missed one game with flu-like symptoms, Mar. 21 vs. COL...scored two goals, matching his single-season career best (31), Mar. 17 vs. CHI...scored two goals on a career-high 10 shots on net, two shy of the club single-game record, Jan. 23 @ STL...collected a career-tying 2-1=3 points for the second time of the season, Dec. 29 vs. MIN...also scored the GWG, which accounted for his 100th career NHL point...logged a career-high 25:26 TOI, Dec. 26 @ SJ...had a career-tying seven-game point streak (3-6=9, Dec. 8-22)...had an eight-game point streak at home (7-4=11) from Oct. 26-Nov. 23, which included goals in six of the eight games...notched an assist in his 100th career NHL game, Nov. 3 vs. PIT...collected 2-1=3 points for the fifth three-point game of his career, Oct. 30 vs. VAN...repre-

sented Team USA at the 2010 Olympic Winter Games in Vancouver, winning silver...in his first Olympics, scored 1-1=2 points with two PIM and a +3 rating.

CAREER:

Signed a five-year contract through the 2014-15 season, Sept. 14, 2010...**2008-09:** In his second NHL season, appeared in all 13 of Anaheim's postseason contests...had a three-game goal streak (3-0=3), Apr. 18-23...in the CQF, led the club in goals with four in six games...scored two goals, becoming the first Ducks rookie since Francois Beauchemin (Game 3 of the CQF, Apr. 25, 2006) to record a multi-goal game in Game 4 of the CQF, Apr. 19 @ SJ...was recalled from Iowa (AHL) on Nov. 15 and remained with the Ducks throughout the rest of the season...was a finalist for the Calder Memorial Trophy along with CHI's Kris Versteeg and CBJ's Steve Mason (winner)...led all NHL rookies in scoring (31-26=57), goals, points-per-game (.89), PPG (12), PPP (23) and shooting percentage (17.8%)...also ranked tied for fourth in assists and tied for third in PPA (11)...was the first West Coast rookie (Pacific Time Zone) to lead the league in points since Luc Robitaille (LA) in 1986-87 (45-39=84)...was also the first West Coast rookie to lead the league in goals since Paul Kariya (ANA) in 1994-95 (18 goals)...collected 13 more points and 10 more goals than any other NHL rookie after his recall on Nov. 15...established club rookie records in goals and points and matched club record in assists...became the

NHL HIGHLIGHTS

NHL Career Hat Tricks:

1, Jan. 8, 2009 @ LA

NHL Career Multiple-Point Games:

32 (12 multiple-goal, 6 multiple-assist)

NHL Career Highs:

Goals: 3, Jan. 8, 2009 @ LA

Assists: 2, seven times (last: Mar. 9, 2010 vs. CBJ)

Points: 3, six times (last: Dec. 29, 2009 vs. MIN; 2-1=3)

PIM: 17, Jan. 14, 2010 vs. LA

TOI: 25:26, Dec. 26, 2009 @ SJ

Shots: 10, Jan. 23, 2010 vs. STL

Plus/Minus: +3, Apr. 9, 2010 @ STL

Goal Streak: Five games, Jan. 17-28, 2009 (5-1=6)

Assist Streak: Five games, Dec. 19-28, 2008 (2-6=8)

Point Streak: Seven games, two times (last: Dec. 8-22, 2009; 3-6=9)

Penalty Shots: None

First NHL Game:

In a 4-1 ANA loss, Sept. 29, 2007 @ LA (in London, England)

First NHL Point:

A goal in a 4-1 ANA loss, Sept. 29, 2007 @ LA (in London, England)

First NHL Goal:

A goal (Bernier) in a 4-1 ANA loss, Sept. 29, 2007 @ LA (in London, England)

Milestones Achieved:

100th NHL game, Nov. 3 vs. PIT

100th NHL point, Dec. 29 vs. MIN

Milestones Within Reach:

29 goals to 100 NHL goals

32 appearances to 200 NHL games

40 assists to 100 NHL assists

69 points to 200 NHL points

RYAN VS. THE NHL


Team	GP	G	A	Pts.	PIM
Anaheim	-	-	-	-	-
Atlanta	2	1	2	3	0
Boston	3	1	2	3	4
Buffalo	3	1	0	1	4
Calgary	8	3	2	5	14
Carolina	2	0	1	1	0
Chicago	9	4	3	7	2
Colorado	8	2	3	5	0
Columbus	9	4	4	8	6
Dallas	13	3	6	9	8
Detroit	8	3	2	5	4
Edmonton	8	3	6	9	11
Florida	1	0	0	0	0
Los Angeles	14	7	4	11	19
Minnesota	8	6	2	8	6
Montreal	2	0	0	0	0
Nashville	7	2	1	3	2
New Jersey	2	1	1	2	0
NY Islanders	2	1	0	1	0
NY Rangers	3	1	0	1	0
Ottawa	1	0	0	0	0
Philadelphia	2	0	1	1	0
Phoenix	14	7	3	10	10
Pittsburgh	3	0	2	2	2
San Jose	14	6	4	10	12
St. Louis	7	5	4	9	4
Tampa Bay	3	1	0	1	0
Toronto	1	1	1	2	2
Vancouver	9	6	5	11	6
Washington	2	2	1	3	4
NHL Totals	168	71	60	131	120

first rookie in franchise history to record a 20-goal/20-assist season, reaching the 30/20 plateau...led the Ducks in plus/minus (+13)...scored his 29th and 30th goals on Apr. 4 @ SJ, establishing a club rookie record for goals in a season...became the Ducks' all-time leading rookie scorer with his 46th point (assist), Mar. 22 vs. PHX...had a career-high seven-game point streak (5-3=8), Jan. 16-31...the streak also included a five-game goal streak from Jan. 17-28 (5-1=6), a club rookie record...was named the NHL's Rookie of the Month for January after scoring 11-5=16 points in 14 games...co-led the league in January goal scoring...set a Ducks rookie record for goals in one month and tied the rookie record for points in a month (also Getzlaf, Mar. 2006)...collected his first career hat trick and the first by a rookie in Ducks history, Jan. 8 @ LA...his three goals in a 2:21 span were the fastest three goals scored by a Duck in club history...it marked the fastest three goals by a U.S.-born player in NHL history, the fastest by an NHL rookie since 1938 (DET's Carl Liscombe, vs. CHI on Mar. 13, 1938, 1:52), and the third fastest overall by a rookie in league history...it was only the third natural hat trick by a Ducks player...**2007-08:** Appeared in his first NHL season with Anaheim...made his Stanley Cup Playoffs debut, appearing in the first two games of the CQF vs. DAL...recorded two assists for the first multi-point game of his career, Apr. 5 @ LA...earned his first career NHL assist on Doug Weight's GWG, Dec. 27 @ EDM...made his NHL debut, scoring his first career goal (Bernier) the same night, Sept. 29 @ LA...with Portland (AHL), was named to the 2007-08 AHL All-Rookie team and voted a starter for PlanetUSA at the 2008 AHL All-Star Classic...in the Calder Cup Playoffs, led the Pirates in points (8-12=20), assists and plus/minus (+7) while tying for the team lead in goals and PPG (3)...**2006-07:** Joined Portland for the final eight games of the AHL season...was named the Portland's Player of the Week, Apr. 9...spent most of the regular season with Owen Sound (OHL), leading the team in scoring for the second consecutive season...finished eighth in OHL scoring and fourth in PPG...set club records for career goals, assists and points...**2005-06:** Made his professional hockey debut with Portland, playing in 19 Calder Cup Playoff games...**Miscellaneous:** In 249 career OHL games, recorded 133-192=325 points with 210 PIM...his selection at second overall was the highest the Ducks had drafted since 1994 (Oleg Tverdovsky, also second overall)...has represented Team USA at the international level on two occasions...won silver in his first career Olympics in the 2010 Winter Games

in Vancouver...scored 1-1=2 points with two PIM and a +3 rating...his goal in Team USA's 3-1 win over Switzerland in the preliminary round on Feb. 16 accounted for the first goal of the men's hockey tournament...along with then-teammate Ryan Whitney, became the first two Ducks to compete for the United States in an Olympic game (former Duck Guy Hebert was named to the 1998 Team USA Olympic roster but did not play)...also appeared for Team USA at the 2006 IIHF World Junior Championship, scoring 3-4=7 points over seven games.


PERSONAL:

Resides in Newport Beach year-round...likes to watch "True Blood," "Diners, Drive-Ins and Dives" and "One Tree Hill" on television...is a music enthusiast and enjoys playing guitar in his spare time...also likes to work on his golf game during the offseason...lists the Anaheim White House as his favorite Orange County restaurant...enjoys country and alternative rock music...lived in El Segundo for four years while growing up (1999-03) and played amateur hockey for the Junior Kings...lists Vancouver as his favorite NHL city.



REGULAR SEASON PLAYOFFS

Season	Team	League	GP	G	A	Pts.	PIM	+/-	GP	G	A	Pts.	PIM
2003-04	Owen Sound	OHL	65	22	17	39	52	-18	7	1	2	3	2
2004-05	Owen Sound	OHL	62	37	52	89	51	+30	8	2	7	9	8
2005-06	Owen Sound	OHL	59	31	64	95	44	-4	11	5	7	12	14
	Portland	AHL	-	-	-	-	-	-	19	1	7	8	22
2006-07	Owen Sound	OHL	63	43	59	102	63	-9	4	1	1	2	2
	Portland	AHL	8	3	6	9	6	+2	-	-	-	-	-
2007-08	ANAHEIM	NHL	23	5	5	10	6	-1	2	0	0	0	2
	Portland	AHL	48	21	28	49	38	+9	16	8	12	20	18
2008-09	Iowa	AHL	14	9	10	19	19	+2	-	-	-	-	-
	ANAHEIM	NHL	64	31	26	57	33	+13	13	5	2	7	0
2009-10	ANAHEIM	NHL	81	35	29	64	81	+9	-	-	-	-	-
	United States	Olympics	6	1	1	2	2	-	-	-	-	-	-
NHL Totals			168	71	60	131	120	+21	15	5	2	7	4



TEEMU SELANNE

Shoots	Right	Ht	6-0	Wt	199	Age	40; turns 41 on July 3, 2011
Born	July 3, 1970; Helsinki, Finland				Hometown	Coto de Caza, California	
Acquired	Signed as a free agent, Aug. 22, 2005						
Drafted	By Winnipeg in the first round (10th overall) of the 1988 NHL Entry Draft						
2009-10 REAL TIME	TOI/GM	SHFT/GM	FO% (FW/FL)				
	17:19	21.4	47.3% (62/69)				

2009-10:

Appeared in his 18th NHL season, his 11th with Anaheim... earned 27-21=48 points with 16 PIM and a +3 rating in 54 contests...became the 18th player in NHL history to score 600 NHL goals on Mar. 21 vs. COL...also became the third European player to score 600 NHL goals, following Jaromir Jagr (CZE) and Jari Kurri (FIN)...was the seventh right winger to join the list (Gordie Howe, Brett Hull, Mike Gartner, Jaromir Jagr, Dino Ciccarelli and Jari Kurri)...surpassed his childhood idol Kurri on Apr. 2 vs. VAN, scoring his 602nd and 603rd goals to grab sole possession of 17th in all-time goal scoring...completed the season ranking 35th in all-time points (606-654=1,260), 56th in all-time assists and ninth in all-time PPG (219)...ranked tied for third in the NHL in PPG (14) despite being limited to only 54 games due to various injuries...his goals-per-game avg. (.50) ranked eighth in the NHL and was his highest output since 2006-07 (.59)...recorded his 14th career 25+ goal season...was named the NHL's Third Star of the Week for Mar. 15-21... had 15 multiple-point games (six multi-goal, four multi-assist)...led the club in PPG and shooting percentage (15.6), ranked tied for second in goals and GWG, and tied for fifth in points...scored his 606th career goal in the season finale, Apr. 11 vs. EDM...scored two goals in his 700th game as a Duck, Apr. 6 vs. LA...his second goal moved him past Mike Gartner (217) for sole possession of ninth in all-time PPG...scored a season-tying 2-1=3 points (two PPG), surpassing Jari Kurri for sole possession of 17th in all-time goals on his first marker (602), Apr. 2 vs. VAN...completed

the month of March with a +11 rating, tied for second in the NHL during that time period...tied Kurri for 17th in all-time goals (601) and had a franchise-tying +5 rating, Mar. 31 @ COL...surpassed Brett Hull (650) for sole possession of 56th in all-time assists, Mar. 26 @ EDM...earned two assists with the first giving him sole spot of 35th in all-time NHL points, Feb. 14 @ EDM... earned his 400th assist as a Duck, Feb. 8 vs. LA... missed eight games with a fractured jaw, Jan. 14-29... also missed 17 games with a broken hand from Dec. 4-Jan. 7...won bronze as a member of Team Finland at the 2010 Olympic Winter Games in Vancouver...became the all-time Olympic men's hockey scorer (20-17=37 points in 31 career games) with an assist on Feb. 19 vs. Germany...surpassed Valeri Kharlamov and Vlastimil Bubnik (former Czechoslovakia) and Harry Watson (Canada) to capture sole possession of the title.

CAREER:

Signed a one-year contract through 2010-11, Aug. 9, 2010...won his first Stanley Cup with Anaheim in 2007... has been named to 10 NHL All-Star Games...is the Ducks' all-time leader in points (791), goals (379), assists (312), plus/minus (+117), PPG (147), PPG (333), GWG (65), and OT goals (6)...won the inaugural 1999 Maurice "Rocket" Richard Trophy and 1993 Calder Memorial Trophy...won the Bill Masterton Memorial Trophy in 2006...has twice been named a First Team

NHL HIGHLIGHTS

NHL Career Hat Tricks:

21 (12 w/ANA; last: Oct. 29, 2008 vs. DET)

NHL Career Multiple-Point Games:

332 (209 w/ANA; 120 multiple-goal, 139 multiple-assist)

NHL Career Highs:

Goals: 4, two times (last: Dec. 15, 1995 w/WPG vs. EDM)

Assists: 5, Nov. 19, 2006 vs. PHX

Points: 5, eight times (last: Feb. 24, 2008 vs. CHI; 3-2=5)

PIM: 15, Dec. 5, 1992 w/WPG vs. MTL

Shots: 11, two times (last: Apr. 5, 1998 vs. CGY)

TOI: 28:50, Mar. 26, 2000 vs. PHX

Plus/Minus: +5, three times (last: Mar. 31, 2010 @ COL)

Goal Streak: 11 games, Oct. 21-Nov. 10, 1997 (17-1=18)

Assist Streak: Nine games, Dec. 29, 1995-Jan. 16, 1996 (12 assists)

Point Streak: 17 games, two times (last: Feb. 3-Mar. 10, 1999; 15-14=29)

Penalty Shots: 1-for-5 (last: Mar. 18, 2007 vs. LA; no goal vs. Garon)

First NHL Game:

In a 4-1 WPG win, Oct. 6, 1992 vs. DET

First NHL Point:

An assist in a 4-1 WPG win, Oct. 6, 1992 vs. DET

NHL Goal:

A goal (Hackett) in a 4-3 WPG OT loss, Oct. 8, 1992 @ SJ

Milestones Achieved:

1,100th NHL game, Dec. 19, 2008 @ EDM

700th game as a Duck, Apr. 6, 2010 vs. LA

600th NHL goal, Mar. 21, 2010 vs. COL

600th NHL assist, Feb. 24, 2008 vs. CHI

400th assist as a Duck, Feb. 8, 2010 vs. LA

1,200th NHL point, Mar. 18, 2009 vs. NSH

Milestones Within Reach:

Nine points to 800 points as a Duck

14 appearances to 1,200 NHL games

21 goals to 400 as a Duck

40 points to 1,300 NHL points

46 assists to 700 NHL assists

SELANNE VS. THE NHL


Team	GP	G	A	Pts.	PIM
Anaheim	26	11	14	25	4
Atlanta	10	8	3	11	8
Boston	22	13	14	27	4
Buffalo	23	7	19	26	2
Calgary	64	36	35	71	28
Carolina	23	15	9	24	8
Chicago	61	27	30	57	18
Colorado	56	30	33	63	44
Columbus	28	13	16	29	8
Dallas	81	34	37	71	36
Detroit	59	20	34	54	32
Edmonton	70	42	39	81	28
Florida	18	11	5	16	6
Los Angeles	86	47	57	104	46
Minnesota	32	9	11	20	16
Montreal	21	7	15	22	15
Nashville	38	20	24	44	8
New Jersey	24	9	9	18	10
NY Islanders	20	8	10	18	6
NY Rangers	22	15	10	25	24
Ottawa	21	11	9	20	4
Philadelphia	18	16	10	26	4
Phoenix	67	35	37	72	26
Pittsburgh	19	12	20	32	10
San Jose	72	46	43	89	58
St. Louis	61	23	28	51	18
Tampa Bay	27	15	14	29	6
Toronto	31	12	13	25	12
Vancouver	64	36	40	76	30
Washington	22	18	16	34	2
NHL Totals	1186	606	654	1260	521

RIGHT WING 8

NHL All-Star (1993, 1997), twice named a Second Team All-Star (1998, 1999) and was chosen to be a member of the NHL's 1993 All-Rookie team...is the Ducks' all-time points and goal scoring leader in the playoffs, having earned 26-27=53 points in 71 career playoff games with Anaheim (a Ducks record, 1997-09)...**2008-09**: Appeared in his 17th regular NHL season and made his 10th career postseason (sixth with Ducks)...appeared in all 13 of Anaheim's CQF games vs. SJ and CSF contests vs. DET... appeared in his 100th career playoff contest in Game 2 of the CSF, May 3 @ DET...scored his 10th career playoff

GWG (also series clinching) in Game 6 of the CQF, Apr. 27 vs. SJ...in the regular season, became the club's all-time leader in assists (370th, Nov. 7 vs. DAL) and games played (Jan. 31 @ COL)...ranked fifth in the NHL and led the club in PPG...finished the season ranked 41st on the NHL's all-time scoring list (579-633=1212), 18th all-time in goals and tied for 64th all-time in assists...completed the season on a seven-game point streak (4-5-9), equaling the longest active streak in the league to end the season... scored the ninth OT goal and 1,200th point of his career, Mar. 18 vs. NSH...became the 45th player in NHL history (sixth born outside North America) to reach 1,200 points...the goal accounted for the 574th of his career, claiming sole possession of 18th place on the all-time goals list behind fellow Finn Jarri Kurri...became the Ducks' all-time leader in appearances (617) in an Anaheim uniform, Jan. 31 @ COL...missed 17 games with a lacerated left quadriceps...played in his 1,100th game, Dec.

19 @ EDM...earned three assists in his 600th game as a Duck, Nov. 14 vs. NSH...had a nine-game point streak (8-6=14) from Oct. 24-Nov. 7, his longest personal streak since Dec. 31-Feb. 4, 2006 (8-13=21 points in 14 games)...was named a co-recipient of the NHL's First Star of the Week for Oct. 27-Nov. 2 (with Getzlaf and Perry), earning 6-3=9 points in four games... collected his 700th point as a Duck as part of a season-high four-point night (2-2=4), Oct. 31 vs. VAN...recorded his 21st career hat trick (12th with ANA), Oct. 29 vs. DET...all three goals were PPG, tying the individual single-game club record for PPG (Kariya, Mar. 29, 2001 @ SJ)...**2007-08**: Appeared in all six CQF games vs. DAL, scoring 2-2=4 points...became the franchise's all-time leading scorer on Feb. 17 vs. CGY, surpassing Paul Kariya (300-369=669)...was the NHL's First Star of the



REGULAR SEASON PLAYOFFS

Season	Team	League	GP	G	A	Pts.	PIM	+/-	GP	G	A	Pts.	PIM
1992-93	WINNIPEG	NHL	84	76	56	132	45	+8	6	4	2	6	2
1993-94	WINNIPEG	NHL	51	25	29	54	22	-23	-	-	-	-	-
1994-95	Jokerit	Finland	20	7	12	19	6	-	-	-	-	-	-
	WINNIPEG	NHL	45	22	26	48	2	+1	-	-	-	-	-
1995-96	WINNIPEG	NHL	51	24	48	72	18	+3	-	-	-	-	-
	ANAHEIM	NHL	28	16	20	36	4	+2	-	-	-	-	-
1996-97	ANAHEIM	NHL	78	51	58	109	34	+28	11	7	3	10	4
1997-98	ANAHEIM	NHL	73	52	34	86	30	+12	-	-	-	-	-
	Finland	Olympics	5	4	6	10	8	-	-	-	-	-	-
1998-99	ANAHEIM	NHL	75	47	60	107	30	+18	4	2	2	4	2
1999-00	ANAHEIM	NHL	79	33	52	85	12	+6	-	-	-	-	-
2000-01	ANAHEIM	NHL	61	26	33	59	36	-8	-	-	-	-	-
	SAN JOSE	NHL	12	7	6	13	0	+1	6	0	2	2	2
2001-02	SAN JOSE	NHL	82	29	25	54	40	-11	12	5	3	8	2
	Finland	Olympics	4	3	0	3	2	-	-	-	-	-	-
2002-03	SAN JOSE	NHL	82	28	36	64	30	-6	-	-	-	-	-
2003-04	COLORADONHL		78	16	16	32	32	+2	0	3	3	2	
2004-05									DID NOT PLAY				
2005-06	ANAHEIM	NHL	80	40	50	90	44	+28	16	6	8	14	6
	Finland	Olympics	8	6	5	11	4	-	-	-	-	-	-
2006-07	ANAHEIM	NHL	82	48	46	94	82	+26	21	5	10	15	10
2007-08	ANAHEIM	NHL	26	12	11	23	8	+5	6	2	2	4	6
2008-09	ANAHEIM	NHL	65	27	27	54	36	-3	13	4	2	6	4
2009-10	ANAHEIM	NHL	54	27	21	48	16	+3	-	-	-	-	-
	Finland	Olympics	6	0	2	2	0	-	-	-	-	-	-
NHL Totals			1186	606	654	1260	521	+92	105	35	37	72	40
Anaheim Totals			701	379	412	791	332	+117	71	26	27	53	32

TEEMU SELANNE

Week (Feb. 24), collecting 5-2=7 points over a four-game stretch...upon his return to the club on Feb. 5 @ NYI, the club went 20-5-1, recording the best win percentage in the NHL following his season debut on Feb. 10 (.788)...scored a goal eight seconds after teammate Joe DiPenta, tying the club record for the fastest two goals scored, Apr. 5 @ LA...registered his 20th career hat trick and collected two assists for 3-2=5 points, matching a career high (10th time in franchise history, fifth by Selanne), Feb. 24 vs. CHI...also earned his 600th career NHL assist...broke the all-time franchise record for points (314-356=670) with an assist, Feb. 17 vs. CGY...the timing of his return to the Ducks on Feb. 5 @ NYI almost matched the date of his original Ducks debut, which occurred on Feb. 10, 1996, also at Nassau Coliseum (1-0=1)...**2006-07**: Won his first Stanley Cup...broke Anaheim's previous career playoff high in assists and points with 5-10=15 points in 21 playoff games...finished tied for second in club history for most points in a single playoff season...among NHL playoff leaders, tied for second in OT goals, tied for fifth in GWG and tied for seventh in scoring...collected an assist, becoming the Ducks' all-time leader in postseason points (16-14=30), Apr. 13 vs. MIN...in the regular season, became the oldest player in NHL history (36-or-older) to score 45-plus goals in one season...had his highest goal total since 1997-98 and highest point total since 1998-99...among NHL leaders, ranked first in PPG (25), tied for first in GWG (10) and road goals, third in goals, tied for fifth in OT goals (2) and tied for 11th in points (48-46=94)...led the Ducks in goals, points, PPG, GWG, OTG, shots (257) and shooting percentage (18.7%)...tied his own franchise record for PPG in a season (also 1998-99)...appeared in all 82 games for the fourth time in his career...scored two goals, giving him the franchise record for PPG (108), Mar. 16 vs. CHI...became the first NHL player 35-or-older to record consecutive 40-plus goal seasons, Mar. 11 vs. VAN (2-1=3)...also became the only active player to record seven 40-plus goals seasons in a career...scored his 301st goal as a Duck, breaking the all-time franchise record (Paul Kariya, 300), Feb. 18 vs. LA...scored a goal in his 10th career NHL All-Star Game appearance, Jan. 24 @ DAL...recorded his 1,100th career NHL point (goal), Jan. 18 @ EDM...scored his 19th career hat trick, Jan. 11 @ DAL...scored 2-1=3 points in his 1,000th career NHL game, Dec. 31 @ MIN...named NHL's First Star of the Month in November, earning 10-13=23 points in 15 games (led NHL)...netted his 500th career goal (36th player in NHL history), Nov. 22 @ COL...scored 2-0=2 points (the first his 600th career point as a Duck), including his 45th career GWG as a Duck, the most in franchise history, Nov. 26 vs. CGY...collected 0-5=5 points, setting a career high for assists in a game and tying an Anaheim club record for both assists and points, Nov. 19 vs. PHX...**2005-06**: Led the Ducks in goals, points (40-50=90), PPG (18), PPP (40) and plus/minus (+28)...among NHL leaders, ranked tied for 11th in goals and plus/minus, and tied for the 13th in points...won the Bill Masterton Memorial Trophy...was the NHL's Offensive Player of the Week for the period ending Mar. 26 (4-6=10)...had two goals, the second his 1,000th career NHL point, Jan. 30 vs. LA (became the 70th player all-time and seventh European to reach the milestone)...played in his 900th career NHL game, Nov. 20 vs. VAN...with 0-2=2 points, became the second player in team history to record his 499th and 500th points as a Duck, Nov. 6 vs. MIN...collected his 500th career NHL

assist, becoming the 11th European-born-and-trained player to reach the plateau, Oct. 8 @ NSH...won silver at the 2006 Olympic Winter Games, and was named best forward in the tournament (8 GP, 6-5=11, 4 PIM, +7) and to the Olympic Tournament All-Star team for his efforts...**2003-04**: With Colorado, scored his 70th career GWG, Mar. 29 vs. LA...signed as a free agent with Colorado, July 3, 2003...**2002-03**: Led San Jose in scoring and shots (253), and ranked tied for first in goals, third in PPG (7), second in assists and PPP (23), and first among forwards in TOI (19:13)...**2001-02**: Finished the playoffs ranked fourth on the Sharks in points and second in goals...scored the GWG in Game 5 of the CSF, May 11 @ COL...in the regular season, finished first on the Sharks in goals and PPG (9), second in shots (202) and PPP (21), and third in points...finished tied for fourth in the NHL and first on the Sharks in GWG (8)...scored two goals as a starter at the NHL All-Star Game on Feb. 2 @ LA, after leading all wingers on the World Team ballot...**2000-01**: With San Jose, had two assists in Game 5 of the CQF, Apr. 19 @ STL...played six playoff games, despite breaking his thumb in Game 1...posted his first hat trick (and GWG) with SJ (18th career), Mar. 29 vs. ANA...was acquired by San Jose on Mar. 5 in exchange for Jeff Friesen, Steve Shields and a second-round pick in the 2003 Draft...at the time of the trade, led Anaheim in goals, assists, points (26-33=59) and GWG (5)...played for the World All-Stars at the NHL All-Star Game in Colorado...**1999-00**: Among NHL leaders, ranked fifth in points, PPA (23), tied for fifth in PPP (31) and seventh in assists...scored 1-1=2 points, including the GWG on Nov. 7 vs. EDM (marking his 500th NHL game)...scored his 321st career goal in that game, the sixth-highest goal total in NHL history after 500 games...scored two goals and added an assist with a +5 rating (tying a club record) on Oct. 19 @ WSH...**1998-99**: Was the winner of the inaugural Maurice "The Rocket" Richard Trophy, awarded to the top NHL goal scorer...named a Second Team All-Star at the end of the season by the PHWA...among NHL leaders, ranked first in PPG (25) and PPP (54), second in points, fourth in assists and fifth in PPA (29)...had a career-tying 17-game point streak (15-14=29) from Feb. 3-Mar. 10, breaking his own club record of 15 games...recorded two goals and an assist on Feb. 10 vs. PHI (his assist in that game marked his 600th NHL point)...scored a goal in the NHL All-Star Game, Jan. 24 @ TB...recorded his 300th NHL assist, Jan. 20 vs. NJ...missed seven games with a strained right thigh in November and December...after the playoffs, played in 11 games for Team Finland at the 1999 IIHF World Championship in Norway...led Finland to silver (3-8=11)...**1997-98**: Was voted a finalist for the Hart Trophy and Lady Byng Trophy...finished third in voting for the Hart and second for the Lady Byng...was also voted a Second Team NHL All-Star at right wing...tied with Peter Bondra for the league lead in goals despite missing nine games due to injury...among league leaders, also ranked tied for first in GTG (3), third in GWG (10), fourth in shooting percentage (19.4%) and eighth in points and shots (268)...became the fourth player in modern day NHL history (joining Brett Hull, Peter Bondra and Maurice Richard) to score at least 25% of his team's goals in one season (scored 52 of Anaheim's 205 goals; 25.4%)...broke season club records in goals, GWG (11) and GTG (3)...broke his own franchise record with his 52nd goal, Apr. 8 vs. EDM...scored his 50th goal of the season (first to 50 in NHL), Mar. 25 @ CHI...scored a

goal in his 400th NHL appearance, Mar. 19 @ PHI...led Finland to bronze at the Olympic Winter Games in Nagano, Japan...scored 4-6=10 points in the tournament, tying with teammate Saku Koivu (2-8=10) to lead all Olympic scorers...picked up three assists on Jan. 22 @ COL (his third assist was his 200th point with Anaheim)...became the first European player in NHL history to record a hat trick and be named MVP of an All-Star Game, Jan. 18 in Vancouver...recorded his 500th career point with an assist, Jan. 12 @ LA...scored his 100th goal as a Duck, Jan. 4 @ FLA...recorded an 11-game goal streak (17-2-19) from Oct. 21-Nov. 10, establishing a club record...posted a GWG or GTG in four straight contests from Oct. 25-30 to set a club record for consecutive game-deciding goals...**1996-97:** Was voted a First Team NHL All-Star at right wing by the PHWA at the end of the regular season, including 46 first-place votes...finished the season ranked second in the league in goals and points (51-58=109), tied for fifth in GWG (8) and tied for ninth in assists...was a finalist for the 1997 Lady Byng Trophy (Kariya won)...scored the first playoff goal in Mighty Ducks history in Game 1 of the CQF, Apr. 16 vs. PHX...also scored the GWG in that contest...**1995-96:** Accrued a career-high 68 assists...finished the season ranked among league leaders in scoring (tied for seventh with 40-68=108), assists (tied for ninth), PPA (fourth with 39) and PPP (fifth with 48)...was a

finalist for the Lady Byng Trophy...earned the first-ever Ducks' home hat trick and four-point game (3-1=4), Feb. 25 vs. SJ...**1994-95:** Finished the season with only two PIM, the fewest in the NHL among players who appeared in 40-or-more games in 1994-95...**1993-94:** Severed his Achilles tendon on Jan. 26 at ANA and missed the remaining 34 games of the season, snapping a consecutive games played streak at 135...scored his 100th NHL goal on Jan. 12 @ BUF in his 130th career NHL game, the second-fastest pace to 100 goals in NHL history (Mike Bossy, 100 goals in his first 129 games)...**1992-93:** Appeared in all 84 games, ranked tied for first in the NHL with 76 goals while his 132 points were good for fifth in the league...led all rookies in goals, PPG (24), GWG (7) and points (76-56=132)...won the Calder Memorial Trophy for NHL Rookie of the Year...was also named to the NHL's First All-Star team at right wing...named *The Hockey News*, *Beckett* and *The Sporting News* Rookie of the Year...scored his 54th goal on Mar. 2 vs. QUE, breaking Mike Bossy's rookie goal-scoring record of 53...recorded his 110th point on Mar. 23 vs. TOR, breaking Peter Stastny's rookie point record of 109 points...ended the season with a career-high (since tied) 17-game point streak (20-14=34), Mar. 9-Apr. 15...established a

Jets record and then career-high nine-game goal streak from Mar. 14-Apr. 1, scoring 14 goals in that span...named NHL Rookie of the Month for Oct., Jan., and Mar. (only player to receive the award more than once in 1992-93)...selected as NHL Player of the Month (along with Mogilny) for January (15 GP, 12-15=27)...recorded his first playoff hat trick on Apr. 23 vs. VAN (the first goal was also his first NHL playoff goal)...

Miscellaneous: Is the Olympic Men's Hockey all-time leading scorer (20-17=37 points in 31 career games)...surpassed Valeri Khharlamov, Vlastimil Bubnik (former Czechoslovakia) and Harry Watson (Canada) to capture sole possession of the title on Feb. 19, 2010 vs. Germany...has won three career Olympic medals: bronze in 2002 and 2010, and silver in 2006...has represented his home country on several of Finland's National Teams (1989 World Junior Championship; 1991 Canada Cup; 1991 World Championship; 1992 Olympic Winter Games; 1994 World Championship (did not play due to injury); 1996 World Championship; 1996 World Cup; 1998 Olympic Winter Games; 1999 World Championship; 2002 Olympic Winter Games; 2003 World Championship; 2006 Olympic Winter Games; 2008 World Championship; 2010 Olympic Winter Games)...played five seasons with Jokerit in Finnish League, scoring 33 or more goals in four of those seasons.

PERSONAL:

Teemu and his wife Sirpa have three sons: Eemil, Eetu and Leevi; and one daughter: Veera...has a twin brother, Paavo...other brother's name is Panu...named the First Godfather to the Children's Hospital in Finland...spends his summers near Helsinki, Finland with his family...was a kindergarten teacher in Finland for three years...served in the Finnish Army...his childhood idols were Guy Lafleur, Jari Kurri and Wayne Gretzky...a big fan of auto racing and car collecting...lists a Ferrari Enzo as his favorite automobile.





ANDY SUTTON

Shoots	Left	Ht	6-6	Wt	245	Age	35; turns 36 on Mar. 10, 2011
Born	Mar. 10, 1975; London, Ontario				Hometown	Burlington, Ontario	
Acquired	Signed as a free agent, Aug. 2, 2010						
Drafted	Not Drafted						
2009-10 REAL TIME	TOI/GM		SHFT/GM		FO% (FW/FL)		
	20:24		24.6		0.0% (0/0)		

2009-10:

Split his 12th NHL season with the New York Islanders and Ottawa, collecting 5-8=13 points with 107 PIM in 72 games...finished the regular season ranked second in the NHL in blocked shots (204) and eighth among NHL defensemen in hits (197)...played 20-or-more minutes on 45 occasions in 2009-10...in 54 games with the Islanders, ranked first among team defensemen in PIM (73), second in TOI (20:48) and tied for second in goals (4)...earned a season-high 1-1=2 points in a 4-3 win, Oct. 21 vs. CAR...logged a season-high 27:35 TOI in a 3-2 victory, Dec. 26 @ NYR...posted a season-best three-game point streak (2-1=3) from Jan. 16-19, including his 100th career NHL assist on Jan. 18 vs. NJ...capped the scoring streak with his fourth goal of the year and a season-high 15 PIM, Jan. 19 @ PIT...**PLAYOFFS:** Appeared in six Stanley Cup Playoff games for Ottawa, averaging 23:01 TOI.

CAREER:

Signed a two-year contract through 2011-12, Aug. 2, 2010...was acquired by Ottawa from the New York Islanders in exchange for a second-round selection in the 2010 NHL Entry Draft, Mar. 2, 2010...signed as a free agent by the Islanders, Aug. 10, 2007...was acquired by Atlanta from Minnesota in exchange for Hnat Domenichelli, Jan. 22, 2002...was acquired by Minnesota from San Jose with a seventh-round

selection in the 2000 NHL Entry Draft and third-round selection in the 2001 NHL Entry Draft in exchange for an eighth-round selection in the 2001 NHL Entry Draft, June 12, 2000...signed as a free agent by San Jose, Mar. 20, 1998...**2008-09:** Appeared in his 11th NHL season, his second with the Islanders...scored 2-8=10 points with a +3 rating and 40 PIM in 23 games...played his 500th NHL game, Nov. 17 vs. VAN...missed the final 50 games of the regular season with a broken foot...**2007-08:** Appeared in his 10th NHL season, his first with the Islanders...recorded 1-7=8 points with 86 PIM in 58 games...ranked second on the team in PIM...missed 24 games due to injury, including the last 22 with a partial hamstring tear...**2006-07:** Appeared in his ninth NHL season, his fifth with Atlanta...earned 2-14=16 points with a +6 rating and 76 PIM in 55 games...ranked 19th among NHL leaders in blocked shots (162) and third among Atlanta defensemen in assists...matched a career high with two assists (0-2=2), Oct. 14 vs. WSH...appeared in his 400th NHL game, Nov. 24 vs. TB...earned his 100th NHL point (assist), Feb. 22 vs. TB...made his Stanley Cup Playoffs debut in 2007, appearing in all four CQF games vs. NYR...his postseason debut came in Game 1 of the CQF, Apr. 12 vs. NYR...**2005-06:** Appeared in his eighth NHL season, his fourth with Atlanta...scored

NHL HIGHLIGHTS

NHL Career Hat Tricks:

None

NHL Career Multiple-Point Games:

20 (5 multiple-goal, 11 multiple-assist)

NHL Career Highs:

Goals: 2, five times (last: Apr. 15, 2006 w/ATL vs. BOS)

Assists: 2, 11 times (last: Nov. 29, 2008 w/NYI vs. OTT)

Points: 3, three times (last: Apr. 15, 2006 w/ATL vs. BOS; 2-1=3)

PIM: 19, three times (last: Nov. 11, 2006 w/ATL @ TB)

Shots: 6, Mar. 20, 2004 w/ATL @ WSH

TOI: 33:41, Mar. 20, 2004 w/ATL @ WSH

Plus/Minus: +4, four times (last: Oct. 7, 2006 w/ATL vs. FLA)

Goal Streak: Three games, Mar. 17-20, 2004 (5-0=5)

Assist Streak: 4 games, Jan. 21-28, 2003 (0-5=5)

Point Streak: 5 games, Mar. 13-20, 2004 (6-1=7)

Penalty Shots: None

First NHL Game:

In a 3-1 SJ loss, Oct. 20, 1998 @ PHI

First NHL Point:

An assist in a 3-0 SJ win, Feb. 8, 1999 @ PHX

First NHL Goal:

A goal (Vokoun) in a 5-1 SJ win, Oct. 14, 1999 @ NSH

Milestones Achieved:

500th NHL game, Nov. 17, 2008 w/NYI vs. VAN

100th NHL assist, Jan. 18, 2010 w/NYI vs. NJ

100th NHL point, Feb. 22, 2007 w/ATL vs. TB

Milestones Within Reach:

15 appearances to 600 NHL games

SUTTON VS. THE NHL

Team	GP	G	A	Pts.	PIM
Anaheim	11	0	2	2	16
Atlanta	10	1	1	2	46
Boston	26	2	2	4	25
Buffalo	24	3	8	11	39
Calgary	13	0	1	1	42
Carolina	36	1	9	10	56
Chicago	10	2	1	3	28
Colorado	13	0	1	1	25
Columbus	11	0	2	2	13
Dallas	17	0	0	0	23
Detroit	11	0	0	0	8
Edmonton	13	0	0	0	29
Florida	35	3	3	6	41
Los Angeles	16	1	1	2	39
Minnesota	5	0	2	2	2
Montreal	25	0	0	0	27
Nashville	10	1	2	3	15
New Jersey	22	1	8	9	40
NY Islanders	15	1	3	4	34
NY Rangers	26	0	7	7	40
Ottawa	26	1	8	19	36
Philadelphia	29	2	6	8	54
Phoenix	16	1	2	3	24
Pittsburgh	32	3	7	10	93
San Jose	10	0	1	1	6
St. Louis	15	1	2	3	29
Tampa Bay	32	2	6	8	76
Toronto	24	1	2	3	40
Vancouver	14	0	5	5	20
Washington	38	8	8	16	52
NHL Totals	585	35	101	136	1018

DEFENSEMAN 25

8-17=25 points with a +13 rating and 144 PIM in 76 games...set career highs in points and games played, and matched a career best in goals...ranked fourth in the NHL in blocked shots (195)...led Atlanta in PIM and blocked shots...paced team defensemen and finished third overall in plus/minus...tied a career high in goals and points (2-1=3) in a 4-3 victory, Apr. 15 vs. BOS...**2004-05:** Split the season with ZSC of the Switzerland National A League and GCK of the Switzerland National B League...**2003-04:** Appeared in his sixth NHL season, his third with Atlanta...collected 8-13=21 points with 94 PIM in 65 games...established a career high in goals...led Atlanta defensemen in goals and ranked second in points...also finished first among team defensemen and second overall in PPG (7)...led Atlanta and tied for 11th in the NHL in shifts-per-game (31.2)...**2002-03:** Appeared in his fifth NHL season, his second with Atlanta...notched 3-18=21 points with 114 PIM in 53 games...set a career high in assists...scored his first career SHG, Dec. 30 @ PIT...suffered a high ankle sprain on Feb. 12 vs. WSH and missed final 27 games of sea-

son...**2001-02:** Split his fourth NHL season with Minnesota and Atlanta...registered 2-8=10 points with 81 PIM in 43 combined games...set single-game career highs in goals and points (2-1=3) to lead Minnesota to a 6-4 win, Oct. 12 vs. CHI...**2000-01:** Appeared in his third NHL season, his first with Minnesota...recorded 3-4=7 points with 131 PIM in 69 games...led the Wild in hits (123) and ranked second in PIM...appeared in his 100th NHL game, Dec. 17 vs. Dallas...**1999-00:** Appeared in his second NHL season with San Jose, earning 1-1=2 points with 80 PIM in 40 games...scored his first career NHL goal (Vokoun) in a 5-1 win, Oct. 14 @ NSH...missed 23 games with a wrist injury...**1998-99:** Appeared in his first NHL season with San Jose, collecting 0-3=3 points with 65 PIM in 31 games...made his NHL debut, Oct. 20 @ PHI...recorded his first career NHL point (assist) in a 3-0 win, Feb. 8 @ PHX...notched his first career NHL multi-point game with two assists (0-2=2), Apr. 2 @ VAN...**Miscellaneous:** Played four seasons with Michigan Tech (WCHA) from 1994-98, scoring 22-34=56 points and 250 PIM in 121 games...in his senior season, led Michigan Tech defensemen and was second overall in team scoring (16-24=40)...was named WCHA co-Defensive Player of Year in 1997-98 and named to the 1997-98 All-WCHA Second Team.


PERSONAL:

Resides in Corona Del Mar during the hockey season and spends his summers in Manhattan Beach...he and wife Natalie have been married for 11 years...attended Michigan Tech from 1994-98, majoring in environmental engineering...served his first job as a night waterman on a local golf course...his favorite player growing up was Wayne Gretzky and top team was the Toronto Maple Leafs...loves golf and would play professionally if he did not play hockey...some of his favorite musical artists include Tool and the Dave Matthews Band.

REGULAR SEASON

PLAYOFFS

Season	Team	League	GP	G	A	Pts.	PIM	+/-	GP	G	A	Pts.	PIM
1998-99	SAN JOSE	NHL	31	0	3	3	65	-4	-	-	-	-	-
	Kentucky	AHL	21	5	10	15	53	-	5	0	0	0	23
1999-00	Kentucky	AHL	3	0	1	1	0	-	-	-	-	-	-
	SAN JOSE	NHL	40	1	1	2	80	-5	-	-	-	-	-
2000-01	MINNESOTA	NHL	69	3	4	7	131	-11	-	-	-	-	-
2001-02	MINNESOTA	NHL	19	2	4	6	35	-4	-	-	-	-	-
	ATLANTA	NHL	24	0	4	4	46	0	-	-	-	-	-
2002-03	ATLANTA	NHL	53	3	18	21	114	-8	-	-	-	-	-
2003-04	ATLANTA	NHL	65	8	13	21	94	0	-	-	-	-	-
2004-05	Zurich	Swiss	8	2	2	4	32	-	1	0	1	1	2
	GCK Lions	Swiss	18	8	18	26	58	-	-	-	-	-	-
2005-06	ATLANTA	NHL	76	8	17	25	144	+13	-	-	-	-	-
2006-07	ATLANTA	NHL	55	2	14	16	76	+6	4	0	0	0	10
2007-08	NY ISLANDERS	NHL	58	1	7	8	86	-6	-	-	-	-	-
2008-09	NY ISLANDERS	NHL	23	2	8	10	40	+3	-	-	-	-	-
2009-10	NY ISLANDERS	NHL	54	4	8	12	73	-3	-	-	-	-	-
	OTTAWA	NHL	18	1	0	1	34	-7	6	0	0	0	8
NHL Totals			585	35	101	136	1018	-26	10	0	0	0	18



LUBOMIR VISNOVSKY

Shoots	Left	Ht	5-10	Wt	197	Age	34; turns 35 on Aug. 11, 2011
Born	Aug. 11, 1976; Topolcany, Slovakia			Hometown	Bratislava, Slovakia		
Acquired	From Edmonton in exchange for Ryan Whitney and a sixth-round selection in the 2010 NHL Entry Draft, Mar. 3, 2010						
Drafted	By Los Angeles in the fourth round (118th overall) of the 2000 NHL Entry Draft						
2009-10 REAL TIME	TOI/GM		SHFT/GM		FO% (FW/FL)		
	21:54		23.9		0.0% (0/0)		

2009-10:

Split his ninth NHL season with Anaheim and Edmonton, earning 15-30=45 points with 20 PIM in 73 overall contests... was acquired by the Ducks at the trade deadline on Mar. 3... ranked tied for fourth in goals among NHL defensemen (with SJ's Boyle)... appeared in 70-or-more contests for the fifth time in his career... his five goals after his acquisition by Anaheim co-led all NHL defensemen (with WSH's Green and LA's Doughty)... his 15 goals and 45 points marked his most since the 2006-07 season with Los Angeles (18-40=58)... in 16 contests with Anaheim, scored 5-3=8 points with four PIM and averaged 25:59 TOI... missed the final three contests of the season with a fractured hand... logged a career-high 34:57 TOI on Apr. 2 vs. VAN, the highest mark by a Ducks player since Chris Pronger on Mar. 11, 2009 vs. VAN (35:43)... had a season-tying four-game point streak (3-2=5), Mar. 14-21... had his first multi-goal game (2-0=2) since Dec. 29, 2006 w/LA @ CGY (2-1=2), Mar. 19 vs. NYI... scored his first goal as a Duck (PPG), Mar. 7 vs. MTL... made his Anaheim debut, Mar. 6 @ PHX... with Edmonton, scored 10-22=32 points in 57 games... at the time of the trade, led all Oilers defensemen in points and ranked second overall in assists and third overall in scoring... appeared in his 600th career NHL game, Feb. 4 @ MIN... had a season-high four-game point streak (1-6=7), Nov. 16-23... tied his single-game career high (11th time) with 1-2=3 points (GWG), Oct. 22 vs. CBJ.

CAREER:

Signed a five-year contract extension with Los Angeles through 2012-13, July 11, 2007... **2008-09:** In his eighth NHL

season and his first with Edmonton, scored 8-23=31 points in 50 contests... missed the final 31 games with a right shoulder injury... collected his 300th career NHL point (assist), Dec. 28 vs. NSH... made his Oilers debut in his 500th career NHL game, Oct. 12 vs. COL... was acquired by Edmonton from Los Angeles in exchange for Matt Greene and Jarret Stoll on June 29, 2008... **2007-08:** Appeared in his seventh NHL season (all with Los Angeles), scoring 8-33=41 points with 34 PIM in a career-high 82 games... led all Kings defensemen in scoring for the third consecutive season... was one of only four Kings players to appear in all 82 regular season contests... collected his 200th NHL assist, Jan. 29 @ PHI... became only the fourth Kings defenseman to eclipse the 200-assist mark (also Rob Blake, Mark Hardy and Steve Duchesne)... **2006-07:** In his sixth NHL season, registered 18-40=58 points in 69 games... set a career high in goals and led all Kings defensemen in scoring for the second straight year... also set career highs for shots (159), shooting percentage (11.3%) and a team-leading 24:27 avg. TOI... was selected to the 2007 NHL All-Star Game in Dallas and was named the Kings Outstanding Defenseman for the season... ranked fourth among NHL defensemen in goals and tied for eighth in both points and PPP (8-25=33)... also ranked third in shooting percentage... appeared in his 400th NHL game, Feb. 1 vs. CHI... collected his 200th career NHL point, Dec. 2 vs. ANA... **2005-06:** Scored a career-high 17-50=67 points in 80 games, leading the Kings in scor-

NHL HIGHLIGHTS

NHL Career Hat Tricks:

1, Oct. 6, 2000 w/LA @ WSH

NHL Career Multiple-Point Games:

78 (6 multiple-goal, 43 multiple-assist)

NHL Career Highs:

Goals: 3, Nov. 2, 2005 w/LA @ DAL

Assists: 3, two times (last: Mar. 12, 2007 w/LA vs. EDM)

Points: 3, 11 times (last: Oct. 22, 2009 w/EDM vs. CBJ, 1-2=3)

PIM: 14, Mar. 26, 2008 w/LA @ ANA

TOI: 34:57, Apr. 2, 2010 vs. VAN

Shots: 8, Nov. 9, 2006 w/LA vs. SJ

Plus/Minus: +4, six times (last: Oct. 16, 2009 w/EDM vs. MIN)

Goal Streak: Three games, Feb. 18-24, 2007 (3-2=5)

Assist Streak: Nine games, Dec. 10-28, 2005 (1-11=12)

Point Streak: Nine games, Dec. 10-28, 2005 (1-11=12)

Penalty Shots: None

First NHL Game:

In a 4-1 LA win, Oct. 6, 2000 w/LA @ WSH

First NHL Point:

An assist in a 7-1 LA win, Oct. 9, 2000 w/LA @ CBJ

First NHL Goal:

A goal (Esche) in a 3-1 LA loss, Oct. 28, 2000 w/LA @ PHX

Milestones Achieved:

600th NHL game, Feb. 4, 2010 @ MIN

200th NHL assist, Jan. 29, 2008 @ PHI

300th NHL point, Dec. 28, 2008 vs. NSH

Milestones Within Reach:

7 goals to 100 NHL goals

38 assists to 300 NHL assists

45 points to 400 NHL points


78 appearances to 700 NHL games

VISNOVSKY VS. NHL

Team	GP	G	A	Pts.	PIM
Anaheim	44	6	24	30	26
Atlanta	9	4	5	9	6
Boston	8	2	6	8	6
Buffalo	8	0	3	3	4
Calgary	35	6	15	21	10
Carolina	10	0	4	4	12
Chicago	31	3	10	13	14
Colorado	36	5	13	18	14
Columbus	28	7	13	20	8
Dallas	45	12	19	31	14
Detroit	30	5	12	17	12
Edmonton	29	4	14	18	10
Florida	8	0	5	5	2
Los Angeles	7	0	3	3	2
Minnesota	28	3	7	10	10
Montreal	8	3	1	4	2
Nashville	31	5	18	23	12
New Jersey	7	2	2	4	6
NY Islanders	9	3	2	5	2
NY Rangers	9	2	5	7	2
Ottawa	9	1	6	7	2
Philadelphia	9	0	3	3	4
Phoenix	41	3	22	25	32
Pittsburgh	9	1	4	5	2
San Jose	42	9	13	22	14
St. Louis	31	3	12	15	8
Tampa Bay	6	0	1	1	0
Toronto	8	0	3	3	10
Vancouver	37	3	12	15	16
Washington	10	1	5	6	2
NHL Totals	622	93	262	355	264

ing...became the first defenseman in franchise history to lead the club in scoring...also established a career high in assists...was named the Kings MVP and Outstanding Defenseman...was the only defenseman in the NHL that season to lead his team in scoring...among NHL leaders, ranked fourth in scoring and assists among defensemen...also led the Kings in PPP (10-31=41)...had a career-high nine-game assist streak (1-11=12), Dec. 10-28...appeared in his 300th NHL contest, earning an assist, Dec. 14 vs. WSH...earned his 100th NHL assist, Nov. 11 @ CHI...collected his first career hat trick (3-0=3), Nov. 2 @ DAL...his two PPG that night were a career high...**2004-05:** Skated in his native Slovakia, scoring 13-25=38 points for HC Slovan Bratislava...scored 2-10=12 in 14 playoff games to lead the team to the league championship...**2003-04:** In his fourth NHL season, was selected as the Kings' Outstanding Defenseman, scoring 8-21=29 points with 26 PIM and a +8 rating...ranked second among club defensemen in scoring...notched his 100th career NHL point with an assist,

Dec. 6 vs. WSH...**2002-03:** Appeared in his third NHL season, scoring 8-16=24 points with 28 PIM in 57 contests... appeared in his 200th NHL contest, Mar. 15 @ CAR... recorded his first multi-goal game and matched a career high with 2-1=3 points, Oct. 29 @ ATL...**2001-02:** In his second NHL season, scored 4-17=21 points in 72 games... appeared in four of Los Angeles' CQF contests vs. COL, collecting his first career playoff point in Game 6 on Apr. 27... appeared in his 100th NHL game, Nov. 24 vs. SJ...**2000-01:** Made his NHL debut with Los Angeles, scoring 7-32=39 points with 36 PIM and a career-high +16 rating...was named to the NHL's All-Rookie team after leading all rookie defensemen in league scoring...was fourth overall in NHL rookie scoring...ranked second in rookie assists and third in plus/minus...scored his first NHL goal (Esche), Oct. 28 @ PHX...collected his first NHL point as part of a two-point night (0-2=2), Oct. 9 @ CBJ...made his NHL debut, Oct. 6 @ WSH...made his post-season debut, appearing in three of the club's CQF contests vs. DET and five CSF games vs. COL (eight games total)...**Miscellaneous:** Has played for Team Slovakia at the Olympics on four separate occasions (1998, 2002, 2006 and 2010)...has collected 3-5=8 points in 19 career Olympic contests...has represented Slovakia a total of 16 times on the international stage...was a member of the Slovakian National Team at the 1996 and 2004 World Cup of Hockey, at eight IIHF World Championships and two World Junior Championships...won a gold medal at the 2002 World Championship, silver in 2000 and bronze in 2003 when he led defensemen in scoring with 4-8=12 points in nine games...played six seasons (1994-2000) with HC Slovan Bratislava prior to starting his NHL career... scored 67-73=140 points in 243 games.




PERSONAL:

Resides in Corona del Mar during the season...spends his summers in his hometown of Bratislava, Slovakia...this past summer, he enjoyed taking part in the process of building his own home in Bratislava and enjoyed spending time with his one-and-a-half year-old child... has one older brother who also played hockey...lists his favorite player growing up as Paul Coffey...was a member of the Slovakian military before joining the NHL...enjoys many different genres of music depending on his mood, ranging from disco to country and rock...lists D.J. Tiesto and Bryan Adams as his favorite artists.

REGULAR SEASON PLAYOFFS

Season	Team	League	GP	G	A	Pts.	PIM	+	-	GP	G	A	Pts.	PIM
2000-01	LOS ANGELES	NHL	81	7	32	39	36	+16		8	0	0	0	0
2001-02	LOS ANGELES	NHL	72	4	17	21	14	-5		4	0	1	1	0
	Slovakia	Olympics	3	0	0	0	2	-		-	-	-	-	-
2002-03	LOS ANGELES	NHL	57	8	16	24	28	+2		-	-	-	-	-
2003-04	LOS ANGELES	NHL	58	8	21	29	26	+8		-	-	-	-	-
2004-05	Bratislava	Slovakia	43	13	25	38	40	-		14	2	10	12	10
2005-06	LOS ANGELES	NHL	80	17	50	67	50	+7		-	-	-	-	-
	Slovakia	Olympics	6	1	1	2	0	-		-	-	-	-	-
2006-07	LOS ANGELES	NHL	69	18	40	58	26	+1		-	-	-	-	-
2007-08	LOS ANGELES	NHL	82	8	33	41	34	-18		-	-	-	-	-
2008-09	EDMONTON	NHL	50	8	23	31	30	+6		-	-	-	-	-
2009-10	EDMONTON	NHL	57	10	22	32	16	-4		-	-	-	-	-
	ANAHEIM	NHL	16	5	8	13	4	-6		-	-	-	-	-
	Slovakia	Olympics	7	1	2	3	0	-		-	-	-	-	-
NHL Totals			622	93	262	355	264	+7		12	0	1	1	0
Anaheim Totals			16	5	8	13	4	-6		-	-	-	-	-



AARON VOROS

Shoots	Left	Ht	6-4	Wt	210	Age	29; turns 30 on July 2, 2011
Born	July 2, 1981; Vancouver, British Columbia			Hometown	Vancouver, British Columbia		
Acquired	From the New York Rangers with Ryan Hillier in exchange for Steve Eminger, July 9, 2010						
Drafted	By New Jersey in the 10th round (229th overall) of the 2001 NHL Entry Draft						
2009-10 REAL TIME	TOI/GM	SHFT/GM	FO% (FW/FL)				
	6:08	9.5	50.0% (3/3)				

2009-10:

Appeared in his third NHL season, his second with the New York Rangers...collected 3-4=7 points with 89 PIM in 41 games...ranked second on the Rangers in PIM...finished the season with 2-2=4 points in his last seven games, Mar. 30-Apr. 11...appeared in his 150th career NHL game in New York's season finale, Apr. 11 @ PHI...recorded a season-high three-game point streak (1-2=3), Mar. 30-Apr. 3...collected his third goal of 2009-10 on a season-high three shots in a 5-1 victory, Apr. 7 vs. TOR...scored his second goal of the campaign in a season-best 13:06 TOI, Apr. 2 @ TB...notched his first goal of the season (PPG) and was charged with a season-high 10 PIM in an 8-2 win, Jan. 19 vs. TB.

CAREER:

Signed as a free agent with the New York Rangers, July 1, 2008...is under contract through 2010-11...was acquired by Minnesota from New Jersey in exchange for a seventh-round selection in the 2008 NHL Entry Draft, Mar. 1, 2007...**2008-09:** Appeared in his second NHL season, his first with the Rangers...scored 8-8=16 points with 122 PIM in 54 games, establishing NHL career highs in goals, assists, points, PPG (3) and shots (66)...registered a career-high four-game point streak

(3-4=7), Oct. 5-13...capped the scoring streak with a career-best 2-1=3 points in a 4-1 win, Oct. 13 vs. NYR...notched his second career two-goal game (2-0=2), Oct. 18 @ DET...tied a career high with 17 PIM, Nov. 30 vs. FLA...matched a career best with five shots on net, Dec. 12 @ NJ...made his second consecutive appearance in the Stanley Cup Playoffs, going scoreless with 14 PIM in four CQF games against WSH...**2007-08:** Appeared in his first NHL season with Minnesota, scoring 7-7=14 points with 141 PIM in 55 games...set NHL career highs in games played and PIM...led the Wild in PIM and ranked fifth in hits (96)...posted four multi-point games...made his NHL debut on Nov. 11 @ COL, recording 8:31 TOI...scored his first career goal against Roberto Luongo in a 6-2 loss, Nov. 16 @ VAN...set a career high with two assists on Nov. 28 vs. PHX (his first two career NHL assists) and Dec. 20 vs. NYR...scored 1-1=2 points in a career-best 17:41 TOI, Dec. 14 @ ANA...registered a career-high five shots on net in a 3-2 win, Jan. 24 @ COL...was charged with a career-high 17 PIM in 6:33 TOI, Feb. 7 vs. DAL...made his Stanley Cup Playoffs debut in 2008, appearing in five games...made his NHL postseason debut in Game 1 of the

NHL HIGHLIGHTS

NHL Career Hat Tricks:

None

NHL Career Multiple-Point Games:

7 (2 multiple-goal, 2 multiple-assist)

NHL Career Highs:

Goals: 2, two times (last: Oct. 18, 2008 w/NYR @ DET)

Assists: 2, two times (last: Dec. 20, 2007 w/MIN vs. NYR)

Points: 3, Oct. 13, 2008 w/NYR vs. NJ (2-1=3)

PIM: 17, two times (last: Nov. 30, 2008 w/NYR vs. FLA)

Shots: 5, three times (last: Dec. 12, 2008 w/NYR @ NJ)

TOI: 17:41, Dec. 14, 2007 w/MIN @ ANA

Plus/Minus: +2, six times (last: Nov. 28, 2008 w/NYR @ FLA)

Goal Streak: Two games, Nov. 16-18, 2007 (2-0=0)

Assist Streak: Four games, Oct. 5-13, 2008 (3-4=7)

Point Streak: Four games, Oct. 5-13, 2008 (3-4=7)

Penalty Shots: None

First NHL Game:

In a 4-2 MIN loss, Nov. 11, 2007 @ COL

First NHL Point:

A goal in a 6-2 MIN loss, Nov. 16, 2007 @ VAN

First NHL Goal:

A goal (Luongo) in a 6-2 MIN loss, Nov. 16, 2007 @ VAN

Milestones Achieved:

100th NHL game, Feb. 3, 2009 w/NYR vs. ATL

Milestones Within Reach:

50 appearances to 200 NHL games

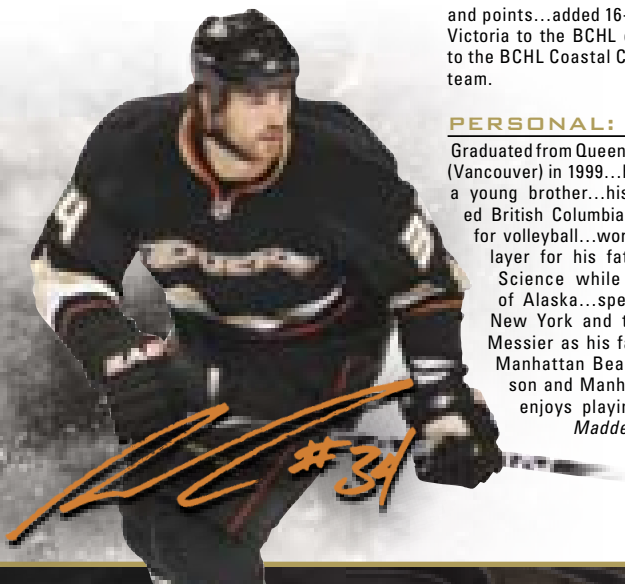
VOROS VS. THE NHL

Team	GP	G	A	Pts.	PIM
Anaheim	5	1	1	2	23
Atlanta	5	0	1	1	2
Boston	2	0	0	0	0
Buffalo	2	0	0	0	0
Calgary	4	0	0	0	11
Carolina	6	0	1	1	17
Chicago	3	1	1	2	2
Colorado	5	1	0	1	12
Columbus	5	1	0	1	18
Dallas	6	1	1	2	14
Detroit	4	2	0	2	20
Edmonton	6	0	0	0	6
Florida	8	1	1	2	28
Los Angeles	5	0	0	0	7
Minnesota	1	0	0	0	0
Montreal	5	0	1	1	15
Nashville	4	1	0	1	0
New Jersey	7	2	1	3	13
NY Islanders	6	0	1	1	7
NY Rangers	1	0	2	2	5
Ottawa	4	0	0	0	7
Philadelphia	6	0	2	2	14
Phoenix	5	0	2	2	7
Pittsburgh	9	0	1	1	16
San Jose	4	0	0	0	5
St. Louis	4	0	1	1	5
Tampa Bay	8	2	2	4	32
Toronto	5	1	0	1	11
Vancouver	9	3	0	3	31
Washington	6	1	0	1	24
NHL Totals	150	18	19	37	352

LEFT WING 34

CQF, Apr. 11 vs. COL...scored his first career NHL Playoff goal in Game 5 of the CQF, Apr. 19 @ COL... began his fifth professional season with Houston (AHL), notching 4-4=8 points with 46 PIM in 12 games...**2006-07**: Split his fourth professional season with Lowell (AHL) and Houston, earning 11-11=22 points with 169 PIM in 58 games... recorded five multi-point games, including two multi-goal efforts on Jan. 14 vs. Philadelphia (2-0=2) and Feb. 21 vs. Worcester (2-0=2)...**2005-06**: Appeared in his third professional season with Albany (AHL), registering 16-14=30 points with 180 PIM in 73 games...set career highs in goals, points, games played and PPG (5)...among team leaders, ranked second in PIM, third in goals, tied for fifth in PPG and sixth in scoring...**2004-05**: Appeared in his second professional season with Albany, recording 11-17=28 points with 220 PIM in 71 games...established career highs in assists and

PIM...**2003-04**: Made his professional debut with Albany, notching 2-1=3 points with 14 PIM in nine games...began the season with the University of Alaska-Fairbanks (CCHA), scoring 16-8=24 points with a league-leading 132 PIM in 36 games...led the club in goals and PIM, and ranked tied for fourth in points...**2002-03**: Appeared in his sophomore season with Alaska-Fairbanks, collecting 2-5=7 points with 42 PIM in 16 games...ranked second on the team in PIM...missed the majority of the season recovering from leg surgery to remove bone cancer on Jan. 30...**2001-02**: Appeared in his freshman season with Alaska-Fairbanks, scoring 18-13=31 points with 101 PIM in 37 games... led the team in goals and PIM, ranked fourth in points and tied for sixth in assists...also led the CCHA in PIM...was named to the 2002 CCHA All-Rookie team...**2000-01**: Scored 34-34=68 points with 196 PIM in 57 games with Victoria (BCHL)... led the team in PIM and ranked second in goals and points...added 16-15=31 playoff points to help Victoria to the BCHL championship...was named to the BCHL Coastal Conference Second All-Star team.




PERSONAL:

Graduated from Queen Elizabeth Secondary School (Vancouver) in 1999...has two younger sisters and a young brother...his sister, Karen, represented British Columbia in the Canadian Nationals for volleyball...worked his first job as a brick layer for his father...majored in Political Science while attending the University of Alaska...spent part of last summer in New York and the Hamptons...lists Mark Messier as his favorite player...resides in Manhattan Beach during the hockey season and Manhattan, NY in the summer... enjoys playing video games, including *Madden Football*.

REGULAR SEASON PLAYOFFS

Season	Team	League	GP	G	A	Pts.	PIM	+/-	GP	G	A	Pts.	PIM
2000-01	Victoria	BCHL	57	34	34	68	196	-	-	-	-	-	-
2001-02	Alaska-Fairbanks	CCHA	37	18	13	31	101	-	-	-	-	-	-
2002-03	Alaska-Fairbanks	CCHA	16	2	5	7	42	-	-	-	-	-	-
2003-04	Alaska-Fairbanks	CCHA	36	16	8	24	132	-	-	-	-	-	-
	Albany	AHL	9	2	1	3	14	-	-	-	-	-	-
2004-05	Albany	AHL	71	11	17	28	220	-	-	-	-	-	-
2005-06	Albany	AHL	73	16	14	30	180	-15	-	-	-	-	-
2006-07	Lowell	AHL	39	9	8	17	111	-5	-	-	-	-	-
	Houston	AHL	19	2	3	5	58	-6	-	-	-	-	-
2007-08	Houston	AHL	12	4	4	8	46	0	-	-	-	-	-
	MINNESOTA	NHL	55	7	7	14	141	-2	5	1	0	1	16
2008-09	NY RANGERS	NHL	54	8	8	16	122	-9	4	0	0	0	14
2009-10	NY RANGERS	NHL	41	3	4	7	89	-2	-	-	-	-	-
NHL Totals			150	18	19	37	352	-18	9	1	0	1	30



MATT BELESKEY

LEFT WING

Shoots: Left Height: 6-0 Weight: 198

Born: June 7, 1988; Windsor, Ontario


Drafted: By Anaheim in the fourth round (112th overall) of the 2006 NHL Entry Draft

Appeared in 60 games for Anaheim in his rookie NHL season in 2009-10, collecting 11-7=18 points with 35 PIM... ranked tied for 10th among NHL rookies in goals, tied for third in GWG (3), seventh in hits (94) and 10th in shots (123)...among team leaders, finished sixth in goals and tied for fourth in GWG...recorded a pair of career-high three-game point streaks, including Mar. 19-23 (2-1=3) and Jan. 5-9 (3-0=3), which was also a personal best goal streak and tied for the longest by a rookie in 2009-10...set single-game career highs in points (2-0=2), goals, plus/minus (+3) and TOI (22:18), Apr. 9 @ STL...earned 5-1=6 points in January, ranking tied for second among NHL rookies in goal scoring for the month...scored his first career NHL goal against Jimmy Howard, Jan. 5 vs. DET...collected his first NHL point (assist), Dec. 1 vs. LA...made his 2009-10 season debut with the Ducks, Oct. 24 vs. CBJ...was reassigned to San Antonio (AHL) on Nov. 1 before being assigned to Toronto (AHL) on Nov. 17...was originally recalled from San Antonio for a three-game stint, Oct. 23...was recalled from Toronto on Nov. 29 for the remainder of the NHL season...began the season in the AHL, scoring 2-5=7 points with a +5 rating and 21 PIM in 15 games with San Antonio and Toronto...made his professional debut with Iowa (AHL) in 2008-09, scoring 11-24=35 points in 58 games...was recalled by Anaheim on Jan. 9 and made his NHL debut that night vs. TB, earning a +1 rating in 13:53 TOI...was reassigned to Iowa on Jan. 15 for the remainder of the regular season...in his fourth season with Belleville (OHL) in 2007-08, established career highs in goals, assists and points while leading the Bulls in scoring...led the club and finished third in the OHL in postseason scoring en route an OHL Championship appearance...in 2006-07, finished fourth on the Bulls in scoring and third in assists...helped lead Belleville to the East Division title in the Eastern Conference...in 2005-06 with Belleville, finished the season tied for second in goals, recording 20-20=40 points with 119 PIM in 61 games... selected to the 2006 CHL Top Prospects Game in Ottawa.

REGULAR SEASON

PLAYOFFS

Season	Team	League	GP	G	A	Pts.	PIM	GP	G	A	Pts.	PIM
2004-05	Belleville	OHL	68	10	13	23	118	5	0	0	0	18
2005-06	Belleville	OHL	61	20	20	40	119	6	1	2	3	10
2006-07	Belleville	OHL	66	27	41	68	124	15	4	10	14	18
2007-08	Belleville	OHL	62	41	49	90	106	21	12	21	33	23
2008-09	Iowa	AHL	58	11	24	35	58	-	-	-	-	-
	ANAHEIM	NHL	2	0	0	0	0	-	-	-	-	-
2009-10	San Antonio	AHL	12	1	4	5	19	-	-	-	-	-
	ANAHEIM	NHL	60	11	7	18	35	-	-	-	-	-
	Toronto	AHL	3	1	1	2	2	-	-	-	-	-
NHL Totals			62	11	7	18	35	-	-	-	-	-
AHL Totals			73	13	29	42	79	-	-	-	-	-



STU BICKEL DEFENSEMAN

Shoots: Right **Height:** 6-4 **Weight:** 207

Born: October 2, 1986; Chanassen, Minnesota

Acquired: Signed as a free agent, July 2, 2008

Drafted: Not drafted

Split his second professional season with Bakersfield (ECHL) and San Antonio (AHL), combining for 3-14=17 points with 88 PIM in 60 games...scored his first career AHL goal, Jan. 23 vs. Milwaukee...rejoined Bakersfield for the ECHL Playoffs, earning 0-2=2 points in nine games...made his professional debut with Iowa (AHL) in 2008-09, collecting 0-1=1 point in 21 games...earned his first career point (assist), Feb. 16 vs. Lake Erie...made his AHL debut on Oct. 10 vs. Peoria...competed in his freshman season at the University of Minnesota (WCHA) in 2007-08...appeared in all 45 of the Gophers' contests before the team fell to Boston College in the NCAA Regionals...led the club in PIM with 92...collected an assist on the team's lone goal in the WCHA Final Five title game against Denver...appeared in 57 contests with Sioux Falls (USHL) in 2006-07...helped the Stampede to the 2007 Clark Cup championship...also led the USHL with 215 PIM...played his senior season of prep hockey as a forward at Eden Prairie High School in 2003-04...finished second on the team in scoring, earning 16-25=41 points in 28 games.

		REGULAR SEASON					PLAYOFFS					
Season	Team	League	GP	G	A	Pts.	PIM	GP	G	A	Pts.	PIM
2004-05	Green Bay	USHL	13	0	0	0	20	-	-	-	-	-
2005-06	Green Bay	USHL	14	0	0	0	25	-	-	-	-	-
	S. Minnesota	NAHL	38	8	12	20	115	13	1	4	5	36
2006-07	Sioux Falls	USHL	57	2	11	13	215	8	0	3	3	29
2007-08	U. of Minnesota	WCHA	45	1	6	7	92	-	-	-	-	-
2008-09	Iowa	AHL	21	0	1	1	51	-	-	-	-	-
2009-10	Bakersfield	ECHL	24	1	12	13	50	9	0	2	2	14
	San Antonio	AHL	36	2	2	4	38	-	-	-	-	-
AHL Totals			57	2	3	5	89	-	-	-	-	-





TROY BODIE

RIGHT WING

Shoots: Right Height: 6-4 Weight: 213

Born: January 25, 1985; Portage la Prairie, Manitoba


Acquired: Signed as a free agent, July 22, 2008

Drafted: By Edmonton in the ninth round (278th overall) of the 2003 NHL Entry Draft

Appeared in his rookie NHL season with Anaheim in 2009-10, collecting 5-2=7 points in 44 games...ranked sixth on the Ducks with 80 PIM...had a career-high two-game goal streak from Jan. 17-19, including his first career NHL goal on Jan. 17 vs. CGY (McElhinney) and his first career GWG on Jan. 19 vs. BUF...earned his second career assist and a career-high +3 rating in Anaheim's season finale, Apr. 11 vs. EDM...scored the first SHG of his career against Craig Anderson, Mar. 21 vs. COL...recorded his first NHL point (assist), Jan. 7 vs. STL...made his season debut with the Ducks on Dec. 29 vs. MIN after being recalled from Toronto (AHL) a day earlier...appeared in 32 games with Toronto and San Antonio (AHL), earning 8-5=13 points with 56 PIM...prior to his recall, was in the midst of a three-game point streak (3-2=5), which included his first career hat trick in a 4-3 victory on Dec. 19 @ Wilkes-Barre/Scranton...appeared in his first NHL season with Anaheim in 2008-09...made his NHL debut on Jan. 16 @ PIT, recording an even plus/minus rating in 6:44 TOI...was originally recalled from Iowa (AHL) on Jan. 15...appeared in 71 games with Iowa, scoring 15-12=27 points with 105 PIM...appeared in 62 contests with Springfield (AHL) in 2007-08...logged 108 PIM, finishing third on the Falcons...made his professional scoring debut in 2006-07, splitting the season with Stockton (ECHL) and Hamilton (AHL)...finished fifth in scoring for Stockton, collecting 21-17=38 points with 80 PIM...played four seasons of junior hockey with Kelowna (WHL)...in 2005-06, finished second on the club in goals, fourth in points and second in PIM...established WHL career highs in goals, assists and points while tying his career high for games played...appeared in 12 postseason contests, tying the team lead for goals and finishing third in points...in 2004-05, finished fourth in points for the Rockets, averaging .67 points-per-game...played in 24 WHL Playoff contests with Kelowna, earning 4-13=17 points...in 2003-04, won the Memorial Cup with Kelowna...in his first season of junior hockey, earned 4-4=8 points in 35 contests with Kelowna.

REGULAR SEASON PLAYOFFS

Season	Team	League	REGULAR SEASON					PLAYOFFS				
			GP	G	A	Pts.	PIM	GP	G	A	Pts.	PIM
2002-03	Kelowna	WHL	35	4	4	8	36	11	1	1	2	2
2003-04	Kelowna	WHL	71	8	12	20	112	17	7	3	10	6
2004-05	Kelowna	WHL	72	24	24	48	96	24	4	13	17	26
2005-06	Kelowna	WHL	72	28	25	53	117	12	5	4	9	8
2006-07	Stockton	ECHL	46	21	17	38	80	6	0	2	2	6
	Hamilton	AHL	20	0	1	1	29	-	-	-	-	-
2007-08	Springfield	AHL	62	9	6	15	108	-	-	-	-	-
2008-09	Iowa	AHL	71	15	12	27	105	-	-	-	-	-
	ANAHEIM	NHL	4	0	0	0	0	-	-	-	-	-
2009-10	San Antonio	AHL	16	2	1	3	43	-	-	-	-	-
	Toronto	AHL	16	6	4	10	13	-	-	-	-	-
	ANAHEIM	NHL	44	5	2	7	80	-	-	-	-	-
NHL Totals			48	5	2	7	80	-	-	-	-	-
AHL Totals			185	32	24	56	298	-	-	-	-	-



NICK BONINO

CENTER

Shoots: Left Height: 6-1 Weight: 186


Born: April 20, 1988; Hartford, Connecticut

Drafted: By San Jose in the sixth round (173rd overall) of the 2007 NHL Entry Draft

Acquired: From San Jose with Timo Pielmeier in exchange for Kent Huskins and Travis Moen, Mar. 4, 2009

Appeared in his first NHL season with Anaheim, scoring 1-1=2 points with six PIM in nine games...earned his first NHL assist along with a career-high +2 rating in his season finale, Apr. 11 vs. EDM...recorded a career-high 16:19 TOI, Mar. 31 @ COL...scored his first NHL goal vs. Kari Lehtonen on a career-high four shots, Mar. 29 vs. DAL...took the opening faceoff in his NHL debut, Mar. 26 @ EDM...was signed by Anaheim to a two-year entry-level contract, Mar. 21...completed his junior season at Boston University in 2009-10, scoring a team-leading 11-27=38 points in 33 games...also led the Terriers in assists, shots (120) and plus/minus (+18)...ranked tied for 10th among Hockey East players in scoring...had a collegiate-high four assists on Jan. 16 vs. Merrimack and an assist on the game-winner in BU's 3-2 win over Boston College at the Sun Life Frozen Fenway on Jan. 8 at Fenway Park...also notched three assists to reach 100 career points as a Terrier in a 6-2 win over the University of Massachusetts on Jan. 29...was named to the Hockey East honor roll on four separate occasions in 2009-10 (Oct. 12, Nov. 30, Dec. 14 and Jan. 18)...won his first NCAA Championship with Boston University in 2008-09...helped the Terriers capture the Frozen Four tournament by scoring the game-tying goal with 18 seconds remaining to force overtime on Apr. 11 vs. Miami (Ohio)...finished second on the club with 18-32=50 points on the season...was one of only seven college hockey players in 2008-09 to register 50-or-more points...helped BU to the best record in Hockey East and claimed the top seed in the NCAA Tournament...was named the Reebok Hockey East Player of the Month for February, scoring 6-8=14 points with a +9 rating in nine games...at BU in 2007-08, led all Hockey East freshmen in goals...before enrolling at BU, was the 2007 United States Hockey Report Prep Forward of the Year...captained Avon Old Farms to the 2007 New England Division 1 Prep championship.

REGULAR SEASON											PLAYOFFS				
Season	Team	League	GP	G	A	Pts.	PIM	GP	G	A	Pts.	PIM			
2003-04	Farmington	High - CT	24	44	23	67	10	-	-	-	-	-			
2004-05	Farmington	High - CT	24	68	23	91	12	-	-	-	-	-			
2005-06	Avon Old Farms	High - CT	25	26	30	56	10	-	-	-	-	-			
2006-07	Avon Old Farms	High - CT	26	24	42	66	14	-	-	-	-	-			
2007-08	Boston Univ.	Hockey East	39	16	13	29	10	-	-	-	-	-			
2008-09	Boston Univ.	Hockey East	44	18	32	50	30	-	-	-	-	-			
2009-10	Boston Univ.	Hockey East	33	11	27	38	12	-	-	-	-	-			
	ANAHEIM	NHL	9	1	1	2	6	-	-	-	-	-			
NHL Totals			9	1	1	2	6	-	-	-	-	-			
Hockey East Totals			116	45	72	117	52	-	-	-	-	-			



ROB BORDSON

LEFT WING

Shoots: Left Height: 6-2 Weight: 192


Born: June 9, 1988; Duluth, Minnesota

Acquired: Signed as a free agent, Mar. 23, 2010

Drafted: Not drafted

Appeared in 40 games for the University of Minnesota-Duluth Bulldogs (WCHA) in 2009-10, scoring 12-28=40 points with 18 PIM...ranked sixth among WCHA leaders in assists and third in power play points (6-17=23)...also finished second on UMD in assists, tied for third in scoring and fourth in goals...was one of seven Bulldogs to appear in all 40 UMD games...following the season, was named Inside College Hockey's Breakthrough Player of the Year in the WCHA...played three WCHA seasons with UMD, collecting 13-34=47 points with 30 PIM in 82 games...his 40-point gain from sophomore to junior seasons represented the second largest one-year scoring improvement of any UMD player in 17 seasons...spent the 2006-07 season with Cedar Rapids (USHL), scoring 6-29=35 points with 26 PIM in 47 games...ranked sixth on the club in points, fifth in assists, and fourth in power play assists (16).

REGULAR SEASON											PLAYOFFS				
Season	Team	League	GP	G	A	Pts.	PIM	GP	G	A	Pts.	PIM			
2006-07	Cedar Rapids	USHL	47	6	29	35	26	-	-	-	-	-			
2007-08	U. of Minn.-Duluth	WCHA	27	1	6	7	6	-	-	-	-	-			
2008-09	U. of Minn.-Duluth	WCHA	15	0	0	0	6	-	-	-	-	-			
2009-10	U. of Minn.-Duluth	WCHA	40	12	28	40	18	-	-	-	-	-			
WCHA Totals			82	13	34	47	30	-	-	-	-	-			



JOSH BRITTAIN

LEFT WING

Shoots: Left Height: 6-5 Weight: 226

Born: January 3, 1990; Milton, Ontario

Drafted: By Anaheim in the third round (71st overall) of the 2008 NHL Entry Draft

Split his fourth OHL season with Barrie and Plymouth, collecting 15-17=32 points with 130 PIM in 68 games... added 1-0=1 point with five PIM in nine OHL Playoff games with Plymouth...had a season-high 1-2=3 points to lead Barrie to a 7-4 win, Oct. 10 vs. Erie...posted a season-best four-game point streak (1-3=4), Nov. 12-20...played for both Kingston and Barrie (OHL) in 2008-09, setting career highs in goals (32) and points (52)...recorded hat tricks on both Oct. 8 vs. Ottawa (with Kingston) and Feb. 12 vs. Owen Sound (with Barrie), tying a career best...completed his second season with Kingston in 2007-08, finishing fourth in team scoring (28-23=51)...tripled his point total from the previous season...finished third on the club in goals, appearing in all 68 contests for the Frontenacs...won gold with Team Canada at the 2008 Under-18 IIHF World Championship.

REGULAR SEASON PLAYOFFS

Season	Team	League	GP	G	A	Pts.	PIM	GP	G	A	Pts.	PIM
2006-07	Kingston	OHL	54	5	12	17	38	2	0	0	0	0
2007-08	Kingston	OHL	68	28	23	51	106	-	-	-	-	-
2008-09	Kingston	OHL	27	17	7	24	31	-	-	-	-	-
	Barrie	OHL	41	15	13	28	65	5	1	2	3	4
2009-10	Barrie	OHL	12	3	5	8	29	-	-	-	-	-
	Plymouth	OHL	56	12	12	24	101	9	1	0	1	5
OHL Totals			258	80	72	152	370	16	2	2	4	9



MAT CLARK

DEFENSESMAN

Shoots: Right Height: 6-3 Weight: 221

Born: October 17, 1990; Wheat Ridge, Colorado


Drafted: By Anaheim in the second round (37th overall) of the 2009 NHL Entry Draft

Appeared in his second OHL season with Brampton, earning 7-16=23 points with 88 PIM in 66 games...led Brampton in PPG (7) and finished tied for second in appearances...also paced team defensemen in goals while ranking second in assists and points...scored 2-4=6 points in seven OHL Playoff games before joining Manitoba (AHL)...made his AHL debut in Manitoba's regular season finale on Apr. 10 vs. Peoria and went on to play six Calder Cup Playoff games...in his first season of major junior with Brampton in 2008-09, finished third among team defensemen in scoring with 3-20=23 points, a +21 rating and 81 PIM in 63 games...helped the Battalion advance to the OHL Final in which the club fell to Windsor in five games...in 21 postseason appearances, collected five assists with 37 PIM...recorded a career-high three assists (0-3=3) on two separate occasions: Nov. 9 vs. Belleville and Jan. 8 vs. Sudbury.

REGULAR SEASON PLAYOFFS

Season	Team	League	GP	G	A	Pts.	PIM	GP	G	A	Pts.	PIM
2006-07	Brampton	OJHL	47	2	7	9	50	8	1	1	2	19
2007-08	Brampton	OJHL	46	6	11	17	82	8	1	4	5	26
2008-09	Brampton	OHL	63	3	20	23	91	21	0	5	5	37
2009-10	Brampton	OHL	66	7	16	23	88	7	2	4	6	9
	Manitoba	AHL	1	0	0	0	0	6	0	0	0	0
OHL Totals			129	10	36	46	179	28	2	9	11	46

IN THE SYSTEM



MARCO COUSINEAU

GOALTENDER


Catches: Left Height: 6-0 Weight: 195

Born: November 9, 1989; St. Lazare, Quebec

Drafted: By Anaheim in the third round (83rd overall) of the 2008 NHL Entry Draft

Split his fourth QMJHL season with Prince Edward Island and Saint John, going 25-19-0 with a 2.82 GAA in 45 games... ranked seventh among league goaltenders in wins...also posted a 14-7 mark and 2.80 GAA in 21 QMJHL Playoff games... helped lead Saint John to the QMJHL Final against Moncton, eventually losing 4-2...was named CHL Goaltender of the Week for Apr. 12-18 after going 2-0 with a 1.50 GAA and .952 SV%...in 2008-09, recorded a 3.32 GAA and 21-23-6 record in his third QMJHL season with Baie-Comeau and Drummondville...lowered his GAA to 2.42 in 16 regular season contests with the Voltigeurs en route to a QMJHL President's Cup title...ranked third among goaltenders in playoff GAA (2.44)... advanced to within one game of the Memorial Cup final, falling to eventual champion Windsor by a score of 3-2 in overtime...was named the Most Outstanding Goaltender of the Memorial Cup tournament...was traded to Drummondville from Baie-Comeau on Jan. 7...appeared in his first season with Baie-Comeau in 2007-08...led the QMJHL in wins and finished fourth among league goaltenders in GAA...also finished fourth in minutes played (3,227) while posting a career-high four shutouts...was named to the QMJHL Second-Team All-Star squad following the regular season.

REGULAR SEASON										PLAYOFFS					
Season	Team	League	GP	MIN	GA	SO	GAA	W-L-T	SV%	GP	MIN	GA	SO	GAA	W-L
2006-07	Baie-Comeau	QMJHL	23	1015	71	0	4.20	4-12-0	.863	1	10	2	0	11.88	0-0
2007-08	Baie-Comeau	QMJHL	58	3227	151	4	2.81	34-13-6	.903	5	305	11	0	2.17	1-4
2008-09	Baie-Comeau	QMJHL	34	1878	118	1	3.77	9-20-5	.886	-	-	-	-	-	-
	Drummondville	QMJHL	16	919	37	0	2.42	12-3-1	.904	17	1009	41	0	2.44	13-3
2009-10	PEI	QMJHL	25	1441	77	1	3.20	10-14-0	.908	-	-	-	-	-	-
	Saint John	QMJHL	20	1218	48	3	2.36	15-5-0	.914	21	1222	57	2	2.80	14-7
QMJHL Totals			176	9698	502	9	3.11	84-67-12	.897	44	2546	111	2	2.62	28-14



JOHN DE GRAY

DEFENSESMAN


Shoots: Left Height: 6-4 Weight: 215

Born: March 14, 1988; Richmond Hill, Ontario

Drafted: By Anaheim in the third round (83rd overall) of the 2006 NHL Entry Draft

Split his third professional season with Bakersfield (ECHL) and Rochester (AHL), combining for 6-11=17 points with 59 PIM in 70 games...set career highs in goals, assists, points and appearances...began the season in Bakersfield, where two of his five goals were game-winners...was plus-or-even in 11 of his last 13 games (+3) with Bakersfield before being assigned to Rochester on Dec. 30...appeared in his second AHL season with Iowa in 2008-09, registering 2-5=7 points in 62 games...scored his first career goal with a shorthanded tally in a 4-3 Chops victory, Feb. 2 vs. Houston...earned his first career point (assist) in a 6-1 Iowa win, Nov. 13 vs. San Antonio...in 2007-08, helped Brampton to a second-place finish in the OHL Eastern Conference...finished second on the Battalion in defenseman scoring while tying career highs in goals, assists and points...led the club and established a career high in PIM...made his professional debut with Portland (AHL), appearing in six regular season and three postseason contests...played 65 games for Brampton in 2006-07, establishing career highs in goals, assists and points...finished third on the club in scoring among defensemen...in 2005-06, recorded 0-10=10 points with 103 PIM in 68 games...was selected to the 2006 CHL Top Prospects Game in Ottawa, Ontario...played 53 games in his rookie season, recording 2-8=10 points.

REGULAR SEASON										PLAYOFFS				
Season	Team	League	GP	G	A	Pts.	PIM	GP	G	A	Pts.	PIM		
2004-05	Brampton	OHL	53	2	8	10	51	6	0	0	0	2		
2005-06	Brampton	OHL	68	0	10	10	103	11	0	0	0	8		
2006-07	Brampton	OHL	65	4	13	17	75	4	1	0	1	10		
2007-08	Brampton	OHL	67	4	13	17	140	5	0	0	0	12		
	Portland	AHL	6	0	0	0	0	3	0	0	0	0		
2008-09	Iowa	AHL	62	2	5	7	67	-	-	-	-	-		
2009-10	Bakersfield	ECHL	29	5	6	11	28	-	-	-	-	-		
	Rochester	AHL	41	1	5	6	31	2	0	0	0	2		
AHL Totals			109	3	10	13	98	5	0	0	0	2		



NICOLAS DESCHAMPS

LEFT WING

Shoots: Left Height: 6-1 Weight: 207


Born: January 6, 1990; Lasalle, Quebec

Drafted: By Anaheim in the second round (35th overall) of the 2008 NHL Entry Draft

Split his third QMJHL season with Chicoutimi and Moncton, scoring 39-57=96 points with 40 PIM in 64 games...finished tied for the QMJHL scoring lead while also ranking tied for sixth in goals, fifth in assists and tied for eighth in PPG (14)...had a league-best 18-game point streak (15-20=35), Dec. 11-Feb. 2...also posted an 11-game assist streak (10-16=26) from Dec. 11-Jan. 15 to match the QMJHL season high...tied a Moncton franchise record with four goals (4-1=5) in a 7-4 win vs. Val-d'Or on Jan 5...scored 5-9=14 points in 15 playoff games to help lead Moncton to the President's Cup as QMJHL champions...made his professional debut with Iowa (AHL) in 2008-09, picking up 0-1=1 point in two games...collected his first career point (assist), Apr. 11 vs. Quad City...made his pro debut on Apr. 10 @ Quad City...spent the rest of the season with Chicoutimi...ranked third among the Saguneens in scoring (24-41=65) and second in assists...scored a career-high 1-3=4 points on three separate occasions vs. Rimouski (Dec. 27) and Baie-Comeau (Jan. 31 and Feb. 22)...earned 3-1=4 points in four QMJHL Playoff contests, including a two-goal effort in Game 4 of the opening round vs. Rimouski on Mar. 25...appeared in his first season with Chicoutimi in 2007-08...led all league rookies in scoring and was selected to the QMJHL All-Rookie team...finished second on his team in points en route to being named the QMJHL Best Defensive Forward...earned Rookie of the Month honors twice (November and January)...represented Team Canada at the 2008 IIHF Under-18 World Championship.

		REGULAR SEASON					PLAYOFFS					
Season	Team	League	GP	G	A	Pts.	PIM	GP	G	A	Pts.	PIM
2007-08	Chicoutimi	QMJHL	70	24	43	67	63	6	2	3	5	6
2008-09	Chicoutimi	QMJHL	65	24	41	65	40	4	3	1	4	12
	Iowa	AHL	2	0	1	1	0	-	-	-	-	-
2009-10	Chicoutimi	QMJHL	31	18	26	44	20	-	-	-	-	-
	Moncton	QMJHL	33	21	31	52	20	15	5	9	14	10
AHL Totals			2	0	1	1	0	-	-	-	-	-
QMJHL Totals			199	87	141	228	143	25	10	13	23	28





BRETT FESTERLING

DEFENSESMAN

Shoots: Left **Height:** 6-1 **Weight:** 210


Born: March 3, 1986; Quesnel, British Columbia

Acquired: Signed as a free agent, September 14, 2005

Drafted: Not drafted

Appeared in his second NHL season with Anaheim in 2009-10, earning 0-3=3 points with a +1 rating and 15 PIM in a career-high 42 games...ranked tied for third on the Ducks with 127 hits, including a career-high 14 on Dec. 31 @ DAL...collected his third assist of the season along with a +2 rating in a 7-3 win, Feb. 14 @ EDM... earned his first point of 2009-10 (assist on the GWG) and a +2 rating in a 4-1 victory, Jan. 5 vs. DET...made his season debut for Anaheim, Dec. 3 @ DAL...was recalled twice from Toronto (AHL), including Dec. 2 and Feb. 25...appeared in 28 AHL contests with Toronto and San Antonio, collecting 0-5=5 points with a +2 rating and 27 PIM...appeared in his first NHL season with Anaheim in 2008-09, earning 0-5=5 points in 40 regular season games...made his Stanley Cup Playoffs debut in Game 4 of the CSF on May 7 vs. DET, registering 14:34 TOI... collected a career-best 0-2=2 points and +2 rating, Feb. 15 vs. ATL...recorded a career-high 22:38 TOI, Jan. 2 vs. PHI...earned his first NHL point (assist) with a +1 rating, Dec. 3 @ CHI...made his NHL debut on Nov. 16 vs. LA, recording 17:42 TOI...began the season in Iowa (AHL), collecting 0-7=7 points in 34 games...appeared in a career-high 74 contests in his professional debut with Portland (AHL) in 2007-08...collected 3-11=14 points with 64 PIM...helped the Pirates to an Eastern Conference Finals appearance in the 2008 Calder Cup Playoffs...played 70 games in 2006-07 with Vancouver (WHL), scoring 5-16=21 points with 80 PIM...set career highs for goals, assists and points...helped lead the Giants to a B.C. Division title and a second-place finish in the Western Conference...appeared in 22 postseason contests, earning 1-6=7 points with 24 PIM...won the Memorial Cup with Vancouver in 2007, beating Medicine Hat in the final by a score of 3-1...in 2005-06, scored 1-6=7 points...split the 2004-05 season between Tri-City and Vancouver, earning 5-15=20 points in 65 games with the two clubs...appeared in five playoff games with Vancouver, going scoreless with six PIM...played 54 games with Tri-City in 2003-04, collecting 1-9=10 points with 34 PIM.

Season	Team	League	REGULAR SEASON					PLAYOFFS				
			GP	G	A	Pts.	PIM	GP	G	A	Pts.	PIM
2001-02	Tri-City	WHL	3	0	0	0	0	-	-	-	-	-
2002-03	Tri-City	WHL	55	3	8	11	26	-	-	-	-	-
2003-04	Tri-City	WHL	54	1	9	10	34	11	1	1	2	2
2004-05	Tri-City	WHL	33	3	11	14	20	-	-	-	-	-
	Vancouver	WHL	32	2	4	6	10	5	0	0	0	6
2005-06	Vancouver	WHL	67	1	6	7	35	18	0	1	1	10
2006-07	Vancouver	WHL	70	5	16	21	80	22	1	6	7	24
2007-08	Portland	AHL	74	3	11	14	64	15	1	3	4	6
2008-09	Iowa	AHL	34	0	7	7	31	-	-	-	-	-
	ANAHEIM	NHL	40	0	5	5	18	1	0	0	0	0
2009-10	San Antonio	AHL	17	0	1	1	19	-	-	-	-	-
	Toronto	AHL	11	0	4	4	8	-	-	-	-	-
	ANAHEIM	NHL	42	0	3	3	15	-	-	-	-	-
NHL Totals			82	0	8	8	33	1	0	0	0	0
AHL Totals			136	3	23	26	122	15	1	3	4	6



CAM FOWLER DEFENSEMAN


Shoots: Left Height: 6-1 Weight: 196


Born: December 5, 1991; Windsor, Ontario

Drafted: By Anaheim in the first round (12th overall) of the 2010 NHL Entry Draft

Collected 8-47=55 points with a +38 rating and 14 PIM in 55 games with Windsor (OHL) in 2009-10...ranked seventh among OHL defensemen in scoring and tied for eighth overall in plus/minus...participated in the 2010 OHL All-Star Classic as a member of the Western Conference All-Star team, Feb. 3...added 3-11=14 points with 10 PIM in 19 OHL Playoff games, helping the Spitfires to their second consecutive OHL championship and second straight Memorial Cup as junior hockey champions...made the 2010 Memorial Cup All-Star team and led all defensemen in scoring during the tournament with 2-4=6 points in four games...won gold as a member of Team USA at both the 2010 IIHF World Junior Championship and 2009 IIHF U-18 World Championship where he was named the tournament's top defenseman...also played two seasons in Ann Arbor with the U.S. National Training Development Program...was a member of the U-18 team in 2008-09, recording 8-32=40 points with 44 PIM in 55 games.

		REGULAR SEASON					PLAYOFFS					
Season	Team	League	GP	G	A	Pts.	PIM	GP	G	A	Pts.	PIM
2007-08	USNTDP	U-17	59	2	12	14	12	-	-	-	-	-
	USNTDP	U-18	1	0	0	0	0	-	-	-	-	-
2008-09	USNTDP	U-18	47	8	32	40	44	-	-	-	-	-
2009-10	Windsor	OHL	55	8	47	55	14	19	3	11	14	10
OHL Totals			55	8	47	55	14	19	3	11	14	10





JOSH GREEN

LEFT WING

Shoots: Left **Height:** 6-3 **Weight:** 218


Born: November 16, 1977; Camrose, Alberta

Acquired: Signed as a free agent, July 12, 2010

Drafted: By Los Angeles in the second round (30th overall) of the 1996 NHL Entry Draft

Appeared in 47 games for MoDo of the Swedish Elite League in 2009-10, collecting 12-8=20 points with 79 PIM...spent the 2008-09 regular season with Anaheim's then-AHL affiliate in Iowa, scoring 10-14=24 points with 52 PIM in 39 games...made his Ducks debut in the 2009 Stanley Cup Playoffs, going scoreless in five games...appeared in 43 contests with Salzburg EC of the Austrian League in 2007-08...played 57 games with Vancouver in 2006-07...split the 2005-06 season with Vancouver and Manitoba (AHL)...in 2004-05 with Manitoba, established AHL career highs in goals (21) and points (40) in 67 contests...scored a hat trick in Game 5 of the North Division Final, May 13 vs. Rochester...in 2003-04, scored 5-6=11 points in 50 games with Calgary and the NY Rangers...began the season with the Flames before being claimed on waivers by the Rangers, Mar. 6...in 2002-03, collected 1-4=5 points with Edmonton, Calgary and Washington...scored his first goal with Washington, Jan. 28 vs. STL...claimed on waivers by Washington on Jan. 15...appeared in four games with the Rangers before being acquired by Washington...traded to the Rangers by Edmonton for a conditional draft pick, Dec. 12...in 2001-02, collected 10-5=15 points in a career-high 61 contests with Edmonton...scored a career-best 2-1=3 points, Apr. 14 @ MIN...tied a career high for goals (2-0=2), Nov. 16 vs. CHI...in 2000-01, appeared in three Stanley Cup Playoff contests for the Oilers after sitting out the majority of the regular season due to injury...traded with Eric Brewer to Edmonton by the NY Islanders, June 24...appeared for both the Islanders and Lowell (AHL) in 1999-00...established career highs for goals, assists and points in a season with the Islanders...recorded a career-high nine-game point streak, earning 6-5=11 points from Feb. 2-19...tallied his second career two-goal game (2-0=2), Feb. 2 vs. NSH...in 1998-99, made his NHL debut with Los Angeles, Oct. 10 @ EDM...scored his first career NHL goal and point (1-0=1), Oct. 16 vs. BOS...traded to the Islanders with Olli Jokinen, Mathieu Biron and a first-round pick in the 1999 NHL Entry Draft in exchange for Ziggy Palffy, Brian Smolinski, Marcel Cousineau and a fourth-round pick in the 1999 NHL Entry Draft on June 20.

Season	Team	League	REGULAR SEASON					PLAYOFFS				
			GP	G	A	Pts.	PIM	GP	G	A	Pts.	PIM
1997-98	Fredericton	AHL	43	16	15	31	14	4	1	3	4	6
1998-99	LOS ANGELES	NHL	27	1	3	4	8	-	-	-	-	-
	Springfield	AHL	41	15	15	30	29	-	-	-	-	-
1999-00	NY ISLANDERS	NHL	49	12	14	26	41	-	-	-	-	-
	Lowell	AHL	17	6	2	8	19	-	-	-	-	-
2000-01	EDMONTON	NHL	-	-	-	-	-	3	0	0	0	0
	Hamilton	AHL	2	2	0	2	2	-	-	-	-	-
2001-02	EDMONTON	NHL	61	10	5	15	52	-	-	-	-	-
2002-03	EDMONTON	NHL	20	0	2	2	12	-	-	-	-	-
	NY RANGERS	NHL	4	0	0	0	2	-	-	-	-	-
2003-04	WASHINGTON	NHL	21	1	2	3	7	-	-	-	-	-
	CALGARY	NHL	36	2	4	6	24	-	-	-	-	-
	NY RANGERS	NHL	14	3	2	5	8	-	-	-	-	-
	Lowell	AHL	22	6	9	15	46	-	-	-	-	-
2004-05	Manitoba	AHL	67	21	19	40	72	14	9	5	14	26
2005-06	VANCOUVER	NHL	33	4	2	6	14	-	-	-	-	-
	Manitoba	AHL	35	7	24	31	33	10	5	5	10	26
2006-07	VANCOUVER	NHL	57	2	5	7	25	9	0	1	1	12
2007-08	Salzburg EC	Austria	43	20	22	42	100	-	-	-	-	-
2008-09	Iowa	AHL	39	10	14	24	52	-	-	-	-	-
	ANAHEIM	NHL	-	-	-	-	-	5	0	0	0	0
2009-10	MoDo	Sweden	47	12	8	20	79	-	-	-	-	-
NHL Totals			322	35	39	74	193	17	0	1	1	12
AHL Totals			266	83	98	181	267	28	15	13	28	58



RYAN HILLIER

LEFT WING

Shoots: Left Height: 6-1 Weight: 195

Born: January 25, 1988; Halifax, Nova Scotia


Acquired: From NY Rangers with Aaron Voros in exchange for Steve Eminger, July 9, 2010

Drafted: By NY Rangers in the third round (84th overall) of the 2006 NHL Entry Draft

Split his second profession season with Hartford (AHL), Charlotte (ECHL) and Wheeling (ECHL) in 2009-10...in 26 overall games, scored 2-5=7 points with eight PIM...made his AHL debut with Hartford on Oct. 23 @ Adirondack, going scoreless with two PIM...with Wheeling, suffered an Achilles tendon injury on Jan. 16 vs. Johnstown and missed the remainder of the season...made his professional debut with Charlotte in 2008-09, earning 10-16=26 points with 33 PIM in 66 games...finished tied for eighth on Charlotte in goals and points, and ninth in assists (16)...scored a QMJHL career-high 34-38=72 points with 55 PIM with Halifax in 2007-08...led Halifax in goals, PPG (13) and SHG (5)...ranked third on the team in points and fifth in assists...appeared in 14 playoff games, earning 8-7=15 points with 22 PIM...also represented the QMJHL in the 2007 ADT Canada-Russia Challenge...played 70 games in his third season with Halifax in 2006-07, collecting 32-27=59 points with 79 PIM...led the team in PPG (14) and shots (229) while ranking second in goals and points, third in GWG (3) and sixth in assists...appeared in two games for Team QMJHL in the 2006 ADT Canada-Russia Challenge, notching one goal on Nov. 20...in 2005-06, scored 19-38=57 points with 76 PIM in 68 games with Halifax...ranked third on the team in goals.

REGULAR SEASON PLAYOFFS

Season	Team	League	GP	G	A	Pts.	PIM	GP	G	A	Pts.	PIM
2004-05	Halifax	QMJHL	21	1	1	2	13	7	0	2	2	2
2005-06	Halifax	QMJHL	68	19	38	57	76	11	2	2	4	12
2006-07	Halifax	QMJHL	70	32	27	59	79	12	3	6	9	20
2007-08	Halifax	QMJHL	70	34	38	72	55	14	8	7	15	22
2008-09	Charlotte	ECHL	66	10	16	26	33	-	-	-	-	-
2009-10	Charlotte	ECHL	7	0	2	2	2	-	-	-	-	-
	Hartford	AHL	4	0	0	0	2	-	-	-	-	-
	Wheeling	ECHL	15	2	3	5	4	-	-	-	-	-
AHL Totals			4	0	0	0	2	-	-	-	-	-
ECHL Totals			88	12	21	33	39	-	-	-	-	-



PETER HOLLAND

CENTER

Shoots: Left Height: 6-2 Weight: 195


Born: January 14, 1991; Toronto, Ontario

Drafted: By Anaheim in the first round (15th overall) of the 2009 NHL Entry Draft

Appeared in his third OHL season with Guelph (OHL) in 2009-10...scored 30-50=80 points with 40 PIM in 59 games, ranking second among team leaders in points and assists...also finished tied for 15th in OHL scoring...registered a career-high four points on three separate occasions: Nov. 28 vs. Kitchener (0-4=4); Jan. 17 vs. Sudbury (4-0=4); Jan. 29 vs. Owen Sound (1-3=4)...set a career high in goals (4) on Jan. 17 vs. Sudbury and a career high in assists (4) on Nov. 28 vs. Kitchener...also ranked second on the Storm in postseason scoring, earning 5-3=8 points in five games...in 2008-09, appeared in his second season with Guelph...finished second on the club in scoring (28-39=67) and played in all 68 regular season contests...was the club's leading goal scorer in the playoffs, tallying 4-0=4 points in four contests...represented the Storm in the 2009 OHL All-Star Classic...also represented fourth-place Team Canada at the 2009 IIHF Under-18 World Championship held in Fargo, ND and Moorhead, MN...earned 1-4=5 points in the tournament...was selected to play in the 2009 CHL Top Prospects Game...in his first season with Guelph in 2007-08, was named the team's Rookie of the Year...represented Ontario at the World Under-17 Hockey Challenge in London, capturing the gold medal.

REGULAR SEASON PLAYOFFS

Season	Team	League	GP	G	A	Pts.	PIM	GP	G	A	Pts.	PIM
2007-08	Guelph	OHL	62	8	15	23	31	10	0	1	1	4
2008-09	Guelph	OHL	68	28	39	67	42	4	4	0	4	2
2009-10	Guelph	OHL	59	30	50	80	40	5	3	5	8	12
OHL Totals			189	66	104	170	113	19	7	6	13	18



JASON JAFFRAY

LEFT WING/CENTER

Shoots: Left Height: 6-1 Weight: 196

Born: June 30, 1981; Rimbey, Alberta

Acquired: From Calgary in exchange for Logan MacMillan, June 30, 2010

Drafted: Not drafted

Appeared in his third NHL season in 2009-10, his first with Calgary...made his Flames debut on Oct. 9 vs. DAL, going scoreless in 6:48 TOI...was assigned to Abbotsford (AHL), Oct. 10...was recalled on Jan. 4 for a two-game stint with Calgary before being reassigned to the AHL on Jan. 7 for the remainder of the season...played 72 games for Abbotsford, scoring 25-29=54 points with 70 PIM...led Abbotsford in goals, assists, points, PPG (8), plus/minus (+24) and points-per-game (0.75)...finished tied for fifth in the AHL in SHG (4)...played for the Canadian AHL All-Star team at the 2010 AHL All-Star Classic, scoring 1-1=2 points on Jan. 20...had a hat trick (3-0=3) to lead Abbotsford to a 5-3 win, Mar. 13 vs. Lake Erie...in nine Calder Cup Playoff games, collected 2-1=3 points with eight PIM and a +2 rating...appeared in his second NHL season with Vancouver in 2008-09, recording 2-2=4 points with 14 PIM...spent the remainder of the season with Manitoba (AHL), scoring 23-26=49 points with 52 PIM in 56 games...helped lead Manitoba to the Calder Cup Final, scoring a hat trick in Game 2 against Hershey on June 2...finished with 9-10=19 points in 22 playoff games...appeared in his first NHL season with Vancouver in 2007-08, collecting 2-4=6 points with 19 PIM in 19 games...had 1-1=2 points in his NHL debut on Dec. 12, 2007 @ ANA, scoring his first career NHL goal against J.S. Giguere...also played 43 games for Manitoba, earning 21-27=48 points with 51 PIM in 43 games...had a career year in the AHL during the 2006-07 season, scoring 35-46=81 points in 77 contests with Manitoba and was selected as a Second Team All-Star...among AHL leaders, ranked tied for the league lead in GWG (9), tied for fifth in scoring and PPG (16), sixth in goals and tied for 12th in assists...was named the ECHL Rookie of the Year following the 2002-03 season, in which he scored 34-51=85 points in 64 games with Roanoke.

Season	Team	League	REGULAR SEASON						PLAYOFFS				
			GP	G	A	Pts.	PIM	GP	G	A	Pts.	PIM	
2002-03	Roanoke	ECHL	64	34	51	85	89	4	0	3	3	4	
	Norfolk	AHL	2	0	0	0	0	-	-	-	-	-	
2003-04	Wheeling	ECHL	54	37	37	74	81	2	1	1	2	2	
	W.B./Scranton	AHL	5	0	1	1	0	-	-	-	-	-	
2004-05	Wheeling	ECHL	23	6	6	12	22	-	-	-	-	-	
	Cleveland	AHL	30	10	6	16	23	-	-	-	-	-	
	Manitoba	AHL	14	4	4	8	6	1	0	0	0	0	
2005-06	Manitoba	AHL	73	12	35	47	58	13	6	1	7	11	
2006-07	Manitoba	AHL	77	35	46	81	75	13	6	7	13	6	
2007-08	Manitoba	AHL	43	21	27	48	51	3	1	4	5	0	
	VANCOUVER	NHL	19	2	4	6	19	-	-	-	-	-	
2008-09	Manitoba	AHL	56	23	26	49	52	22	9	10	19	12	
	VANCOUVER	NHL	14	2	2	4	14	-	-	-	-	-	
2009-10	Abbotsford	AHL	72	25	29	54	70	9	2	1	3	8	
	CALGARY	NHL	3	0	0	0	0	-	-	-	-	-	
NHL Totals			36	4	6	10	33	-	-	-	-	-	
AHL Totals			372	130	174	304	335	61	24	23	47	37	



JEAN-PHILIPPE LEVASSEUR GOALTENDER

Catches: Right **Height:** 6-0 **Weight:** 201

Born: January 15, 1987; Victoriaville, Quebec

Drafted: By Anaheim in the seventh round (197th overall) of the 2005 NHL Entry Draft


Split his third professional season with Laredo (CHL), Springfield (AHL) and Bakersfield (ECHL), going 20-22-4 with a 3.13 GAA and .904 SV% in 46 games...set career highs in wins, saves (1,340), SV% and appearances... also appeared in six ECHL Playoff games with Bakersfield, recording a 3-3 mark with a 2.61 GAA...stopped all 49 shots for his second career AHL shutout, a 4-0 win on Feb. 14 @ Bridgeport...went 5-1-0 with a 2.28 GAA and .930 SV% over a six-start span with Springfield, Jan. 13-29...spent his second professional season with Iowa (AHL), posting a 13-18-4 record with a 3.11 GAA and .890 SV%...won a season-high three consecutive games from Oct. 31-Nov. 13, recording a 1.33 GAA and .949 SV%...opened the season with a 7-2-1 record in his first 12 appearances, Oct. 11-Dec. 5...split 2007-08 with Portland (AHL) and Augusta (ECHL) in his first professional season...backstopped 29 games in the ECHL, posting a 2.99 GAA and .900 SV% for the Lynx... appeared in 10 games for Portland, recording one shutout and a 2.50 GAA...appeared in 58 games for Rouyn-Noranda (QMJHL) in 2006-07, posting a 3.50 GAA and a league-high 31 wins...played 15 postseason contests, going 8-6 with a 3.59 GAA to help lead the Huskies into the Semifinals...appeared in 58 games with Rouyn-Noranda in 2005-06, leading the league in wins while setting career highs for victories and GAA...in 2004-05, posted a record of 8-14-3 and a 3.83 GAA...in his first season with Rouyn-Noranda, appeared in three games, going 0-2-1 with a 4.57 GAA.

REGULAR SEASON

PLAYOFFS

Season	Team	League	GP	MIN	GA	SO	GAA	W-L-T	SV%	GP	MIN	GA	SO	GAA	W-L
2003-04	Rouyn-Noranda	QMJHL	3	184	14	0	4.57	0-2-1	-	-	-	-	-	-	-
2004-05	Rouyn-Noranda	QMJHL	29	1393	89	0	3.83	8-14-3	-	3	48	3	0	3.76	0-0
2005-06	Rouyn-Noranda	QMJHL	58	3125	178	2	3.42	35-19-0	-	5	297	16	0	3.23	1-4
2006-07	Rouyn-Noranda	QMJHL	58	3118	182	1	3.50	31-21-0	-	15	852	51	0	3.59	8-6
2007-08	Portland	AHL	10	600	25	1	2.50	4-5-1	.886	-	-	-	-	-	-
	Augusta	ECHL	29	1527	76	1	2.99	10-11-2	.900	1	59	2	0	2.02	0-1
2008-09	Iowa	AHL	41	2217	115	0	3.11	13-18-4	.890	-	-	-	-	-	-
2009-10	Laredo	CHL	16	985	38	0	2.31	10-3-3	.919	-	-	-	-	-	-
	Springfield	AHL	25	1438	86	1	3.59	8-16-1	.896	-	-	-	-	-	-
	Bakersfield	ECHL	5	298	18	0	3.63	2-3-0	.903	6	368	16	1	2.61	3-3
AHL Totals			76	4255	226	2	3.19	25-39-6	.892	-	-	-	-	-	-





MAXIME MACENAUER

CENTER


Shoots: Left Height: 6-0 Weight: 205

Born: January 4, 1989; Laval, Quebec

Drafted: By Anaheim in the third round (63rd overall) of the 2007 NHL Entry Draft

Appeared in his first professional season with Bakersfield (ECHL) in 2009-10, scoring 5-16=21 points with 49 PIM in 45 games...also appeared in six ECHL Playoff games, recording 1-0=1 point...opened his pro career with a three-game point streak (1-2=3) from Oct. 16-21, including a goal in his ECHL debut on Oct. 16 vs. Ontario (1-0=1)...scored 2-6=8 points in 12 games during the month of January...split his fourth QMJHL season with Rouyn-Noranda and Shawinigan in 2008-09, combining for 22-18=40 points in 54 games...also represented the QMJHL in the 2008 ADT Canada-Russia Challenge...began the season with Rouyn-Noranda before being acquired by Shawinigan on Jan. 8...helped Shawinigan advance to the President's Cup Final, scoring 5-9=14 points in 21 playoff games...appeared in his second season with Rouyn-Noranda (QMJHL) in 2007-08, playing in a career-high 67 contests...finished fifth in scoring with the Huskies, helping the club to a first-place finish in the Telus Division...appeared in 17 postseason contests, advancing to the President's Cup Final with Rouyn-Noranda.

Season	Team	League	REGULAR SEASON					PLAYOFFS				
			GP	G	A	Pts.	PIM	GP	G	A	Pts.	PIM
2005-06	Rimouski	QMJHL	41	8	14	22	30	-	-	-	-	-
2006-07	Rouyn-Noranda	QMJHL	14	1	3	4	10	-	-	-	-	-
2007-08	Rouyn-Noranda	QMJHL	67	23	37	60	53	17	6	10	16	8
2008-09	Rouyn-Noranda	QMJHL	35	15	9	24	34	-	-	-	-	-
	Shawinigan	QMJHL	19	7	9	16	18	21	5	9	14	20
2009-10	Bakersfield	ECHL	45	5	16	21	49	6	1	0	1	0
ECHL Totals			45	5	16	21	49	6	1	0	1	0
QMJHL Totals			176	54	72	126	145	38	11	19	30	28



BRANDON McMILLAN

LEFT WING/CENTER

Shoots: Left Height: 5-11 Weight: 192

Born: March 22, 1990; Richmond, British Columbia

Drafted: By Anaheim in the third round (85th overall) of the 2008 NHL Entry Draft

Appeared in his fourth WHL season with Kelowna in 2009-10, scoring 25-42=67 points with 63 PIM in 55 games...among team leaders, ranked first in points-per-game (1.22), tied for first in plus/minus (+11), tied for second in goals, and third in scoring and assists...opened the season on an eight-game point streak (4-11=15), Sept. 19-Oct. 10...also had points in 14 of his first 15 games (7-18=25), Sept. 19-Nov. 14...closed the season on a season-best 10-game point streak (10-9=19) from Feb. 21-Mar. 13, including a career-high four goals (4-0=4) in Kelowna's season finale on Mar. 13 vs. Prince George...had 5-10=15 points in 12 playoff games with Kelowna...led the team in postseason scoring, assists, plus/minus (+5) and points-per-game (1.25)...also represented Canada at the 2010 IIHF World Junior Championship in Saskatoon, Saskatchewan, earning 4-4=8 points in six games...in his third season with Kelowna in 2008-09, registered 14-35=49 points in 70 games...finished fifth on the club in assists and sixth in points...helped the Rockets to a WHL Championship, appearing in 16 postseason contests with four assists...advanced to the Memorial Cup final, falling to Windsor (OHL), 4-1...had a career-high five-point night (3-2=5) on Nov. 21 @ Prince George...in 2007-08, more than tripled his point production from the previous season...finished fifth among the Rockets in scoring (15-26=41) and second in games played (71), missing only one contest during the 2007-08 regular season...helped Team Canada to a gold medal at the 2008 Under-18 IIHF World Championship...played in seven postseason contests with Kelowna, going scoreless...in his rookie season in 2006-07, collected 2-10=12 points in 55 contests.

Season	Team	League	REGULAR SEASON					PLAYOFFS				
			GP	G	A	Pts.	PIM	GP	G	A	Pts.	PIM
2006-07	Kelowna	WHL	55	2	10	12	27	-	-	-	-	-
2007-08	Kelowna	WHL	71	15	26	41	56	7	0	0	0	6
2008-09	Kelowna	WHL	70	14	35	49	75	16	0	4	4	16
2009-10	Kelowna	WHL	55	25	42	67	63	12	5	10	15	14
WHL Totals			251	56	113	169	221	41	5	10	15	40



BRENDAN MIKKELSON

DEFENSEMAN

Shoots: Left Height: 6-3 Weight: 204

Born: June 22, 1987; Regina, Saskatchewan

Drafted: By Anaheim in the second round (31st overall) of the 2005 NHL Entry Draft

Appeared in his second NHL season with Anaheim in 2009-10, earning 0-2=2 points with 14 PIM in 28 games... was recalled from Toronto (AHL) on four separate occasions, including Oct. 11, Feb. 25, Mar. 23 and Apr. 7...set a career high with 20:57 TOI, Apr. 9 @ STL...registered his fourth career NHL assist and second of the season, Oct. 26 vs. TOR...earned his first assist of the year along with a career-high +3 rating, Oct. 14 vs. MIN...made his NHL season debut on Oct. 11 @ NYR, going scoreless in 18:14 TOI...also appeared in 49 games with the Marlies, earning 7-15=22 points with 43 PIM...led all Toronto defensemen in goals and ranked second in points and assists...had three multi-point games, including Dec. 11 vs. Chicago (0-2=2), Mar. 7 vs. Hartford (1-1=2) and Mar. 13 @ Milwaukee (0-2=2)...his two multi-point games in March bookended a season-high four-game point streak (2-4=6) from Mar. 7-13...made his NHL debut in 2008-09, collecting 0-2=2 points in 34 games with Anaheim...earned his second career NHL point (assist), Apr. 2 @ VAN...collected his first NHL point (assist), Jan. 31 @ COL...made his NHL debut on Jan. 2 vs. PHI, recording 13:39 TOI...in 31 games with Iowa (AHL), collected 2-8=10 points...competed in his first professional season with Portland (AHL) in 2007-08...scored 6-10=16 points in 66 regular season contests...helped the Pirates to an Eastern Conference Finals appearance in the 2008 Calder Cup Playoffs, earning 2-6=8 points in 14 playoff games...in 2006-07, appeared in his second season for Vancouver (WHL), helping lead the Giants to a Western Conference championship...won the Memorial Cup with Vancouver in 2007, beating Medicine Hat in the final by a score of 3-1.

REGULAR SEASON PLAYOFFS

Season	Team	League	GP	G	A	Pts.	PIM	GP	G	A	Pts.	PIM
2003-04	Portland	WHL	65	3	12	15	43	5	1	0	1	0
2004-05	Portland	WHL	70	5	10	15	60	7	1	2	3	0
2005-06	Portland	WHL	3	1	1	2	4	-	-	-	-	-
	Vancouver	WHL	19	1	8	9	37	-	-	-	-	-
2006-07	Vancouver	WHL	69	6	23	29	60	21	3	7	10	10
2007-08	Portland	AHL	66	6	10	16	50	14	2	6	8	2
2008-09	Iowa	AHL	31	2	8	10	18	-	-	-	-	-
	ANAHEIM	NHL	34	0	2	2	17	-	-	-	-	-
2009-10	Toronto	AHL	49	7	15	22	43	-	-	-	-	-
	ANAHEIM	NHL	28	0	2	2	14	-	-	-	-	-
NHL Totals			62	0	4	4	31	-	-	-	-	-
AHL Totals			146	15	33	48	111	14	2	6	8	2





MARK MITERA

DEFENSEMAN


Shoots: Left Height: 6-4 Weight: 206

Born: October 22, 1987; Royal Oak, Michigan

Drafted: By Anaheim in the first round (19th overall) of the 2006 NHL Entry Draft

Split his second professional season with San Antonio (AHL), Bakersfield (ECHL) and Abbotsford (AHL), combining for 3-14=17 points with 80 PIM in 68 games...scored his first two professional goals in consecutive games with Bakersfield: Jan. 10 @ Stockton and Jan. 13 @ Ontario...posted a season-high four-game point streak (0-4=4) with Bakersfield, Jan. 24-30...added 0-2=2 points with nine PIM in 13 Calder Cup Playoff games...made his professional debut with Iowa (AHL) in 2008-09, collecting 0-2=2 points in five games...began the season at Michigan (CCHA) where he scored 1-2=3 points in eight games as team captain...missed a majority of the year due to a knee injury suffered in Michigan's season opener, Oct. 10 vs. St. Lawrence...served as an alternate captain during his junior season at Michigan in 2007-08...was named the Inside College Hockey Defenseman of the Year and a CCHA finalist for Best Defensive Defenseman...also named to the NCAA East Regional All-Tournament team...finished first among Wolverines in scoring, setting career highs in goals, points and assists...in 2006-07, was third in scoring among team defensemen...was a member of the 2005-06 National Junior Team...won a gold medal with Team USA at the 2005 World Under-18 Championship.

REGULAR SEASON							PLAYOFFS					
Season	Team	League	GP	G	A	Pts.	PIM	GP	G	A	Pts.	PIM
2005-06	U. of Michigan	CCHA	39	0	10	10	59	-	-	-	-	-
2006-07	U. of Michigan	CCHA	41	1	17	18	52	-	-	-	-	-
2007-08	U. of Michigan	CCHA	43	2	21	23	60	-	-	-	-	-
2008-09	U. of Michigan	CCHA	8	1	2	3	4	-	-	-	-	-
	Iowa	AHL	5	0	2	2	2	-	-	-	-	-
2009-10	San Antonio	AHL	5	0	0	0	6	-	-	-	-	-
	Bakersfield	ECHL	36	3	11	14	62	-	-	-	-	-
	Abbotsford	AHL	27	0	3	3	12	13	0	2	2	9
AHL Totals			37	0	5	5	20	13	0	2	2	9



JAKE NEWTON

DEFENSEMAN

Shoots: Left Height: 6-2 Weight: 218


Born: September 22, 1988; San Jacinto, California

Acquired: Signed as a free agent, Mar. 17, 2010

Drafted: Not drafted

Appeared in his first season at Northeastern University (Hockey East) in 2009-10, scoring 9-13=22 points with 10 PIM in 34 games...led all team defensemen in scoring and ranked fourth overall in goals and assists, and tied for fourth in PPG (3)...also co-led collegiate rookie defensemen in goals while ranking second in points...was named to the Hockey East All-Rookie team following the regular season...played two seasons with Lincoln (USHL) from 2007-09, scoring 21-42=63 points with 44 PIM in 115 games...in 2008-09, ranked third among USHL defensemen in goals, fifth in assists, sixth in scoring (10-28=38), and tied for sixth in PPG (4) and appearances (59)...participated in the 2009 USHL All-Star Game, Feb. 4 in Sioux Falls...also played one season with Texas (NAHL) in 2006-07, scoring 12-15=27 points with 35 PIM in 61 games...was named the NAHL Rookie of the Year at the end of the 2006-07 regular season.

REGULAR SEASON							PLAYOFFS					
Season	Team	League	GP	G	A	Pts.	PIM	GP	G	A	Pts.	PIM
2006-07	Texas	NAHL	61	12	15	27	35	-	-	-	-	-
2007-08	Lincoln	USHL	56	11	14	25	22	8	3	3	6	4
2008-09	Lincoln	USHL	59	10	28	38	22	7	2	2	4	0
2009-10	Northeastern	Hockey East	34	9	13	22	10	-	-	-	-	-
Hockey East Totals			34	9	13	22	10	-	-	-	-	-



KYLE PALMIERI

RIGHT WING

Shoots: Right Height: 5-11 Weight: 193

Born: February 1, 1991; Smithtown, New York

Drafted: By Anaheim in the first round (26th overall) of the 2009 NHL Entry Draft

In his freshman season with Notre Dame (CCHA) in 2009-10, scored 9-8=17 points in 33 games...ranked tied for first in club rookie scoring and tied for 10th in CCHA rookie scoring...his five PPG ranked third on the squad... won a gold medal as a member of Team USA at the 2010 IIHF World Junior Championship...scored 1-8=9 points in seven games, finishing third on Team USA in scoring and second in assists...in 2008-09, scored 15-15=30 points, including four GWG with the U.S. U-18 team...ranked fourth among team leaders in points-per-game (.91) and tied for fourth in GWG (4)...participated in the 2008 IIHF Under-18 World Championship, helping Team USA to bronze with 2-2=4 points in seven games...in 2007-08, finished second on the team in goals and fourth in points (20-10=30)...also had five PPG...at the 2008 Five Nations Tournament, scored a hat trick to lead the U.S. to gold in a 5-3 victory over Finland...played for the New Jersey Devils U-16 team and St. Peter's Prep in New Jersey, where he was named High School Player of the Month in February 2007.

REGULAR SEASON PLAYOFFS

Season	Team	League	GP	G	A	Pts.	PIM	GP	G	A	Pts.	PIM
2007-08	USNTDP	U-17	39	20	10	30	51	-	-	-	-	-
	USNTDP	U-18	27	9	9	18	20	-	-	-	-	-
2008-09	USNTDP	U-18	33	15	15	30	51	-	-	-	-	-
2009-10	Notre Dame	CCHA	33	9	8	17	36	-	-	-	-	-
CCHA Totals			33	9	8	17	36	-	-	-	-	-



TIMO PIELMEIER

GOALTENDER

Catches: Left Height: 6-0 Weight: 170

Born: July 7, 1989; Deggendorf, Germany

Acquired: From San Jose with Nick Bonino in exchange for Kent Huskins and Travis Moen, Mar. 4, 2009

Drafted: By San Jose in the third round (83rd overall) of the 2007 NHL Entry Draft

Appeared in his first professional season with Bakersfield (ECHL), going 27-22-5 with a 3.29 GAA and .883 SV% in a franchise-record 57 games...ranked fifth among ECHL rookie goaltenders in GAA...participated in the 2010 ECHL All-Star Game on Jan. 20 in Ontario, CA...posted a season-high five-game winning streak with a 2.28 GAA over six games, Nov. 7-28...finished the month of November with a 6-1-0 record, 2.07 GAA and .925 SV% in eight appearances, earning ECHL Goaltender of the Month honors...became the 10th goaltender in ECHL to score a goal (empty net) in a 6-4 victory, Dec. 19 @ Utah...won four consecutive games (4-0-0) with a 1.68 GAA, Jan. 2-13...finished the regular season with three straight wins and yielding just two goals in his last two appearances, Mar. 31-Apr. 3...went 1-3 with a 3.39 GAA in four ECHL playoff games...with Shawinigan (QMJHL) in 2008-09, finished fourth in the league in GAA (2.64) and tied for fourth in SV% (.914)...his 29 wins ranked sixth in the QMJHL and his two shutouts tied for sixth...helped to backstop the Cataractes to a second-place finish in the QMJHL...appeared in 18 contests in the QMJHL Playoffs...helped lead the Cataractes to the QMJHL Final, but lost to Drummondville in seven games...ranked fifth in postseason GAA (2.76)...began his North American career in the QMJHL with St. John's in 2007-08, leading the league in SV% (.911)...was named the QMJHL Rookie of the Month for December...also named the league's Defensive Player of the Week from Oct. 22-28...represented Germany at the 2008 U-20 World Jr. Division 1-A tournament and was named "Best Goaltender," posting a 4-0 record with a 1.31 GAA and .915 SV%...played for his native Germany at the 2006 IIHF World U-18 Championship and again in 2007 at the World Junior Championship.

REGULAR SEASON PLAYOFFS

Season	Team	League	GP	MIN	GA	SO	GAA	W-L-T	SV%	GP	MIN	GA	SO	GAA	W-L
2006-07	Köln Jr.	Germany	20	1159	77	-	3.99	-	---	6	370	17	-	2.76	-
2007-08	St. John's	QMJHL	50	2719	133	1	2.94	23-26-0	.909	5	231	22	0	5.71	0-3
2008-09	Shawinigan	QMJHL	43	2407	106	2	2.64	29-11-0	.913	18	1021	47	0	2.76	12-5
2009-10	Bakersfield	ECHL	57	3251	178	0	3.29	27-22-5	.883	4	247	14	0	3.39	1-3
ECHL Totals			57	3251	178	0	3.29	27-22-5	.883	4	247	14	0	3.39	1-3



ERIC REGAN DEFENSEMAN

Shoots: Right **Height:** 6-2 **Weight:** 206

Born: May 20, 1988; Ajax, Ontario

Acquired: Signed as a free agent, September 22, 2008

Drafted: Not drafted

Spent the majority of his second professional season with Bakersfield (ECHL), scoring 16-34=50 points with 46 PIM in 59 games...ranked third on Bakersfield in points and assists, and tied for fourth in goals...was a First Team All-ECHL selection and runner-up for ECHL Defenseman of the Year...participated in the 2010 ECHL All-Star Game on Jan. 20 in Ontario, CA...recorded a season-high five-game point streak (2-9=11), Mar. 14-30...also had a five-game stint with San Antonio (AHL), Jan. 6-17...added 2-4=6 points with four PIM in 10 ECHL Playoff games...made his professional debut with Iowa (AHL) in 2008-09, collecting 1-7=8 points in 59 games...scored his first career goal and finished with a season-high +3 rating, Feb. 14 vs. Houston...earned his first career point (assist) in an 8-6 win, Nov. 22 vs. Milwaukee...played his fourth OHL season with Oshawa in 2007-08, setting career highs in goals (8), points (48) and games (67)...had two season-high five-game point streaks: Nov. 30-Dec. 7 (0-6=6) and Jan. 3-11 (0-8=8)...finished the month of January with 2-5=17 points in 14 games...helped lead the Generals to the OHL Eastern Conference Championship series, scoring 1-7=8 points with 26 PIM in 15 playoff games...in 2006-07, established a career high with 41 assists at Oshawa.

REGULAR SEASON PLAYOFFS

Season	Team	League	GP	G	A	Pts.	PIM	GP	G	A	Pts.	PIM
2004-05	Erie	OHL	61	2	2	4	6	6	0	0	0	0
2005-06	Erie	OHL	25	0	3	3	14	-	-	-	-	-
	Oshawa	OHL	35	3	10	13	16	-	-	-	-	-
2006-07	Oshawa	OHL	64	3	41	44	64	9	1	1	2	7
2007-08	Oshawa	OHL	67	8	40	48	56	15	1	7	8	26
2008-09	Iowa	AHL	59	1	7	8	36	-	-	-	-	-
2009-10	Bakersfield	ECHL	59	16	34	50	46	10	2	4	6	4
	San Antonio	AHL	5	0	0	0	0	-	-	-	-	-
AHL Totals			64	1	7	8	36	-	-	-	-	-





LUCA SBISA DEFENSEMAN

Shoots: Left Height: 6-2 Weight: 207


Born: January 30, 1990; Ozieri, Italy

Acquired: From Philadelphia with Jeffrey Lupul, a first-round selection in the 2009 NHL Entry Draft, a first-round selection in the 2010 NHL Entry Draft, and a conditional third-round selection in the 2010 NHL Entry Draft in exchange for Chris Pronger, June 26, 2009

Drafted: By Philadelphia in the first round (19th overall) of the 2008 NHL Entry Draft

Appeared in his second NHL season in 2009-10, his first with Anaheim...played eight games for the Ducks, going scoreless with six PIM...made his Anaheim debut on Oct. 3 vs. SJ, recording 12:59 TOI...was assigned to Lethbridge (WHL), Oct. 26...appeared in 29 games with Lethbridge and Portland (WHL), collecting 4-14=18 points with 29 PIM...added 2-2=4 points in 13 WHL Playoff games with Portland...had the rare distinction of representing Switzerland at both the 2010 World Junior Championship as captain and 2010 Olympic Winter Games...appeared in five games during the Olympics and three in the World Juniors...suffered an oblique injury in his third game at the World Junior Championship and missed the rest of the tournament...appeared in his first NHL season with Philadelphia in 2008-09, scoring 0-7=7 points in 39 regular season games...became the second-youngest Flyer to make his Stanley Cup Playoffs debut in Game 2 of the CQF, Apr. 17 vs. PIT (Dainius Zubrus)...had a career-high 25:08 TOI, Dec. 4, 2008...posted a career-best three-game point and assist streak (0-4=4), Oct. 28-Nov. 2...recorded an assist, his first career NHL point, Oct. 22 vs. SJ...made his NHL debut on Oct. 11 vs. NYR, becoming the fourth-youngest Flyer and second-youngest defenseman at 18 years, 255 days to play for Philadelphia...was loaned to Lethbridge on Feb. 2 for the remainder of the WHL season...posted 4-11=15 points in 18 regular season games and 2-1=3 points in 11 playoff games with Lethbridge...following the WHL playoffs, was assigned to the Flyers' AHL affiliate, the Philadelphia Phantoms, for two games from Apr. 10-11 (1-1=2)...spent the entire 2007-08 season with Lethbridge, earning 6-27=33 points in 62 games...won the Carl Trentini Memorial Award as the Hurricanes Rookie of the Year...led all WHL defensemen in playoff scoring with 3-12=15 points in 19 games as Lethbridge advanced to the 2008 WHL Finals...was selected to participate in the 2008 CHL Top Prospects Game and was a member of Team Switzerland at the 2008 World Junior Championship.

		REGULAR SEASON					PLAYOFFS					
Season	Team	League	GP	G	A	Pts.	PIM	GP	G	A	Pts.	PIM
2006-07	Zug	Swiss-A	7	0	0	0	0	-	-	-	-	-
2007-08	Lethbridge	WHL	62	6	27	33	63	19	3	12	15	17
2008-09	PHILADELPHIA	NHL	39	0	7	7	36	1	0	0	0	2
	Lethbridge	WHL	18	4	11	15	19	11	2	1	3	12
2009-10	Philadelphia	AHL	2	1	1	2	2	-	-	-	-	-
	ANAHEIM	NHL	8	0	0	0	6	-	-	-	-	-
	Lethbridge	WHL	17	1	12	13	18	-	-	-	-	-
	Portland	WHL	12	3	2	5	11	13	2	2	4	26
	Switzerland	Olympics	5	0	0	0	0	-	-	-	-	-
NHL Totals			47	0	7	7	42	1	0	0	0	2
AHL Totals			2	1	1	2	2	-	-	-	-	-



DAN SEXTON

RIGHT WING

Shoots: Right **Height:** 5-10 **Weight:** 174


Born: April 29, 1987; Apple Valley, Minnesota

Acquired: Signed as a free agent, April 7, 2009

Drafted: Not drafted

Appeared in his first NHL season in 2009-10, recording 9-10=19 points with a +2 rating and 16 PIM over 41 games...led Ducks rookies in assists and points...his points-per-game average (.46) ranked tied for 10th in the NHL among rookies (25 games or more)...finished the month of December with 6-5=11 points, ranking second among NHL rookies in scoring and tied for second in goals...had a three-game goal streak (4-1=5) from Dec. 8-12, which equaled the longest by an NHL rookie in 2009-10...also established a franchise rookie record for shots in a single game (9), Dec. 8 vs. DAL...scored his first career PPG, Jan. 13 vs. BOS...earned two assists for the second multi-assist game of his career, Dec. 31 @ DAL...also logged a career-high 18:36 TOI that evening...had a career-high four-game point streak (4-3=7), Dec. 8-16...posted his first career multi-assist game (0-2=2), Dec. 16 @ VAN...scored his first two NHL goals (also first NHL point) in just his third NHL game, Dec. 8 vs. DAL...became the first Duck since Ryan Carter (Feb. 8, 2008 @ NJ; 2-0=2) to score his first two NHL goals in the same contest...made his NHL debut after being recalled from Manitoba (AHL) earlier in the day, going scoreless in 13:00 TOI, Dec. 4 @ MIN...with Manitoba, earned 5-7=12 points in 13 contests with a +7 rating...had a five-game point streak (2-5=7), Feb. 12-19...began the season with Bakersfield (ECHL), scoring 13-13=26 points with a +8 rating and 14 PIM in 18 games...earned ECHL Player of the Week honors for Nov. 16-22 after posting 5-4=9 points and helping lead the Condors to a 4-0-0 week...appeared in all 38 games with Bowling Green (CCHA) in 2008-09, collecting 17-22=39 points...among CCHA leaders, ranked sixth in scoring, fifth in goals, tied for second in SHG (2), tied for fifth in PPP (18) and tied for ninth in GWG (3)...was named the CCHA Offensive Player of the Week on Dec. 22, scoring 3-0=3 points...began his collegiate career at Bowling Green in 2007-08, earning 7-14=21 points in 38 games...ranked fifth on the Falcons in scoring and first in SHG (3)...earned CCHA Rookie of the Week honors with 2-2=4 points in two games, Jan. 18-19...spent 2006-07 with Sioux Falls (USHL), scoring 14-10=24 points in 58 games...helped lead Sioux Falls to its first league title and a Tier I national championship with 8-1=9 points, pacing the league in goals.

Season	Team	League	REGULAR SEASON					PLAYOFFS				
			GP	G	A	Pts.	PIM	GP	G	A	Pts.	PIM
2005-06	Wichita Falls	NAHL	58	22	37	59	16	-	-	-	-	-
2006-07	Sioux Falls	USHL	58	14	10	24	20	8	8	1	9	0
2007-08	Bowling Green	CCHA	38	7	14	21	42	-	-	-	-	-
2008-09	Bowling Green	CCHA	38	17	22	39	20	-	-	-	-	-
2009-10	Bakersfield	ECHL	18	13	13	26	14	-	-	-	-	-
	Manitoba	AHL	13	5	7	12	2	3	2	1	3	0
	ANAHEIM	NHL	41	9	10	19	16	-	-	-	-	-
NHL Totals			41	9	10	19	16	-	-	-	-	-
CCHA Totals			76	24	36	60	62	-	-	-	-	-



MACGREGOR SHARP

CENTER

Shoots: Left Height: 6-1 Weight: 180

Born: Oct. 1, 1985; Vancouver, British Columbia


Acquired: Signed as a free agent, March 31, 2009

Drafted: Not drafted

Appeared in his first NHL season in 2009-10, going scoreless in eight games...was recalled from Bakersfield (ECHL) on Nov. 18 and made his Anaheim debut on Nov. 25 vs. CAR...was reassigned to Bakersfield, Dec. 5...split the remainder of the season with Bakersfield and San Antonio (AHL), scoring 13-21=34 points with 26 PIM in 57 games...scored a season-high two goals (2-0=2) in a 4-3 Bakersfield victory, Oct. 24 @ Victoria...was selected to play in the 2010 ECHL All-Star Game but did not participate due to his January recall to Anaheim...matched his season high in goals (2-0=2) during a 5-2 San Antonio win, Mar. 14 vs. Peoria...added 3-5=8 points with 10 PIM in 10 ECHL Playoff games...ranked tied for the team postseason lead in assists and tied for second in scoring...made his professional debut with Iowa (AHL) in 2008-09, earning 1-1=2 points in six games...collected his first career point (assist) on Apr. 10 @ Quad City and scored his first goal the following night vs. Quad City...spent the rest of the season with Minnesota-Duluth (WCHA), where he ranked tied for fourth in the nation in scoring with 26-24=50 points in 43 games...also finished second in the country in goals, tied for fourth in GWG (4), and tied for ninth in PPG (9)...was named to the 2009 WCHA All-Tournament team and 2008-09 All-College Hockey News Second Team...missed only one of 158 games with UMD over his four seasons...collected 50-58=108 points in 157 career WCHA games, leading the Bulldogs in scoring in his junior and senior seasons...was named to the WCHA All-Academic team in 2006-07 and 2007-08.

		REGULAR SEASON						PLAYOFFS				
Season	Team	League	GP	G	A	Pts.	PIM	GP	G	A	Pts.	PIM
2005-06	U. of Minnesota-Duluth	WCHA	40	6	8	14	31	-	-	-	-	-
2006-07	U. of Minnesota-Duluth	WCHA	38	11	16	27	35	-	-	-	-	-
2007-08	U. of Minnesota-Duluth	WCHA	36	7	10	17	14	-	-	-	-	-
2008-09	U. of Minnesota-Duluth	WCHA	43	26	24	50	20	-	-	-	-	-
	Iowa	AHL	6	1	1	2	4	-	-	-	-	-
2009-10	Bakersfield	ECHL	17	4	12	16	10	10	3	5	8	10
	ANAHEIM	NHL	8	0	0	0	0	-	-	-	-	-
	San Antonio	AHL	40	9	9	18	16	-	-	-	-	-
NHL Totals			8	0	0	0	0	-	-	-	-	-
AHL Totals			46	10	10	20	20	-	-	-	-	-





TREVOR SMITH

CENTER

Shoots: Left **Height:** 6-1 **Weight:** 194

Born: Feb. 8, 1985; North Vancouver, British Columbia

Acquired: Signed as a free agent, July 2, 2010

Drafted: Not drafted

Appeared in his fourth professional season with Bridgeport (AHL) in 2009-10, scoring 21-26=47 points with a +5 rating and 73 PIM in a career-high 77 games...ranked second on the team in goals, third in scoring and tied for third in assists...also played five Calder Cup Playoff games, registering 1-2=3 points with two PIM... appeared in his first NHL season with the New York Islanders in 2008-09, scoring 1-0=1 point in seven games... made his NHL debut on Dec. 31 vs. FLA, recording three shots in 10:55 TOI...scored his first career NHL goal against Miikka Kiprusoff, Jan. 8 @ CGY...played the remainder of the season with Bridgeport, collecting an AHL career-high 30-32=62 points with a +2 rating and 40 PIM in 76 games...among Bridgeport leaders, ranked first in goals and second in scoring...split his second professional season with Bridgeport and Utah (ECHL) in 2007-08, scoring 31-31=62 points with 44 PIM in 75 combined games...was selected to represent Utah at the ECHL All-Star Game but did not participate due to his recall to Bridgeport...ranked tied for second on Bridgeport in goals and fifth in scoring...was named the AHL Rookie of the Month for February after scoring 8-7=15 points in 13 games...made his professional debut with Bridgeport in 2006-07, recording 1-2=3 points with two PIM in eight games...scored his first professional goal, Apr. 7 @ Albany...began the season with the University of New Hampshire (Hockey East), scoring 21-22=43 points in 39 games...averaged over a point a game (1.10) to help New Hampshire win its sixth Hockey East regular season title...was an All Hockey East First Team selection and Second Team All-American...was also named to the 2006-07 New England All-Star team...in 2005-06, ranked fourth at New Hampshire in scoring (10-10=20).

Season	Team	League	REGULAR SEASON					PLAYOFFS				
			GP	G	A	Pts.	PIM	GP	G	A	Pts.	PIM
2003-04	Quesnel	BCHL	44	28	19	47	50	-	-	-	-	-
2004-05	Omaha	USHL	60	29	39	68	78	5	3	1	4	2
2005-06	New Hampshire	Hockey East	39	10	10	20	34	-	-	-	-	-
2006-07	New Hampshire	Hockey East	39	21	22	43	39	-	-	-	-	-
	Bridgeport	AHL	8	1	2	3	2	-	-	-	-	-
2007-08	Bridgeport	AHL	53	20	17	37	16	-	-	-	-	-
	Utah	ECHL	22	11	14	25	28	-	-	-	-	-
2008-09	Bridgeport	AHL	76	30	32	62	40	5	1	3	4	0
	NY ISLANDERS	NHL	7	1	0	1	0	-	-	-	-	-
2009-10	Bridgeport	AHL	77	21	26	47	73	5	1	2	3	2
NHL Totals			7	1	0	1	0	-	-	-	-	-
AHL Totals			214	72	77	149	131	10	2	5	7	2



DANNY SYVRET

DEFENSEMAN

Shoots: Left Height: 6-0 Weight: 203

Born: June 13, 1985; Milgrove, Ontario

Acquired: Signed as a free agent, July 21, 2010

Drafted: By Edmonton in the third round (81st overall) of the 2005 NHL Entry Draft

Appeared in his fourth NHL season in 2009-10, his second with Philadelphia...played 21 games for the Flyers, earning 2-2=4 points with a +1 rating and 12 PIM...his first career NHL goal was the opening tally of the 2010 Bridgestone Winter Classic on Jan. 1 at Fenway Park, a 2-1 Philadelphia loss to Boston...scored his second career goal two games later in a 6-2 win, Jan. 6 vs. Toronto...suffered a separated left shoulder on Jan. 12 vs. DAL and missed 15 games, Jan. 14-Feb. 13...spent the remainder of the season with Adirondack (AHL), picking up 5-8=13 points with six PIM in 15 games...recorded a season-high four-game point streak (3-2=5), Apr. 3-10...was named a First Team AHL All Star in 2008-09 after posting career highs in goals, assists and points, and ranking second among AHL defensemen in scoring (12-45=57) with the Philadelphia Phantoms...represented the Phantoms on the Canadian squad at the 2009 AHL All-Star Classic...had a season-best 1-2=3 points, Oct. 17 vs. Hershey...posted a season-high seven-game point streak (2-8=10), Oct. 25-Nov. 8...also appeared in two NHL games in 2008-09, making his Flyers debut on Mar. 17 @ DET...in 2007-08, combined for 2-18=20 points with 43 PIM in 63 AHL games with Springfield and Hershey...appeared in his second NHL season with Edmonton in 2006-07, scoring 0-1=1 point with six PIM in 16 games...earned his first career NHL point (assist), Apr. 7 @ CGY...began the season with Grand Rapids (AHL), posting 4-16=20 points with 16 PIM in 57 games...made his NHL debut with Edmonton in his first professional season in 2005-06...appeared in 10 games with the Oilers from Nov. 4-25, going scoreless with six PIM...made his NHL debut on Nov. 4 @ STL and was plus-or-even in seven of his 10 NHL games...opened the season with Hamilton (AHL), notching 0-20=20 points with 38 PIM in 62 games...captained London (OHL) to the 2005 Memorial Cup championship and was named to the 2005 Memorial Cup All-Tournament team...at the conclusion of the 2004-05 OHL season, was named the CHL and OHL Defenseman of the Year and named an OHL and CHL First Team All-Star...also won gold at the 2005 IIHF World Junior Championship with a Canadian team that included Ducks center Ryan Getzlaf and right wing Corey Perry.

		REGULAR SEASON					PLAYOFFS					
Season	Team	League	GP	G	A	Pts.	PIM	GP	G	A	Pts.	PIM
2001-02	London	OHL	1	0	0	0	0	-	-	-	-	-
2002-03	London	OHL	68	8	14	22	31	14	1	6	7	11
2003-04	London	OHL	68	3	28	31	32	15	1	6	7	4
2004-05	London	OHL	62	23	46	69	33	18	5	15	20	4
2005-06	Hamilton	AHL	62	0	20	20	38	-	-	-	-	-
	EDMONTON	NHL	10	0	0	0	6	-	-	-	-	-
2006-07	Grand Rapids	AHL	57	4	16	20	16	-	-	-	-	-
	EDMONTON	NHL	16	0	1	1	6	-	-	-	-	-
2007-08	Springfield	AHL	36	1	7	8	14	-	-	-	-	-
	Hershey	AHL	27	1	11	12	29	5	0	0	0	0
2008-09	PHILADELPHIA	NHL	2	0	0	0	0	-	-	-	-	-
	Philadelphia	AHL	76	12	45	57	44	4	0	1	1	0
2009-10	PHILADELPHIA	NHL	21	2	2	4	12	-	-	-	-	-
	Adirondack	AHL	15	5	8	13	6	-	-	-	-	-
NHL Totals			49	2	3	5	24	-	-	-	-	-
AHL Totals			273	23	107	130	147	9	0	1	1	0



TOMAS ZABORSKY

LEFT WING

Shoots: Left **Height:** 6-0 **Weight:** 194

Born: Nov. 14, 1987; Banska Bystrica, Slovakia

Acquired: From New York Rangers in exchange for Matt McCue, July 19, 2010

Drafted: By New York Rangers in the fifth round (137th overall) of the 2006 NHL Entry Draft

Spent the 2009-10 season with Assat Pori of the Finnish Elite League, collecting 9-17=26 points with 67 PIM in 43 games...split the 2008-09 campaign with Hartford (AHL), Charlotte (ECHL) and Dayton (ECHL), scoring 15-16=31 points with a +7 rating and 30 PIM in 55 combined games...posted a career-high five-game point streak (6-2=8), Jan. 30-Feb. 7...capped the point streak with his first career hat trick (3-0=3) in an 8-3 Dayton win, Feb. 7 vs. Johnstown...scored his first career AHL goal in a 5-2 Hartford victory, Feb. 20 @ Lowell...recorded his first career AHL multi-point game (0-2=2), Feb. 28 @ Portland...made his professional debut with Hartford in 2007-08, earning 0-1=1 point in two games...earned an assist in his AHL debut, Apr. 5 @ Portland...played two seasons with Saginaw (OHL) from 2006-08, recording 50-63=113 points with a +34 rating and 60 PIM in 127 games...added 3-3=6 points with six PIM in 10 career OHL Playoff games...in 2007-08, ranked third on Saginaw in goals, assists, points (31-39=70) and PPG (6), and fifth in plus/minus (+16)...recorded 16 multi-point games, including a four-point effort (2-2=4) on Jan. 12 vs. Sault Ste. Marie...in 2006-07, ranked 13th among OHL rookies with 19-24=43 points...also ranked third on Saginaw in plus/minus (+18)...represented Slovakia at the 2007 IIHF World Junior Championship in Sweden, picking up 1-2=3 points and four PIM in six games.

Season	Team	League	REGULAR SEASON					PLAYOFFS				
			GP	G	A	Pts.	PIM	GP	G	A	Pts.	PIM
2003-04	Dukla Trencin	SvkU-18	46	20	12	32	8	7	4	2	6	4
2004-05	Dukla Trencin	SvkU-18	46	44	25	69	53	7	4	4	8	39
	Dukla Trencin	Slovakia Jr.	7	1	2	3	0	-	-	-	-	-
2005-06	Dukla Trencin	Slovakia Jr.	42	39	22	61	18	7	10	5	15	2
	Dukla Trencin	Slovakia	4	0	0	0	2	-	-	-	-	-
	P. Bystrica	Slovakia-2	5	0	1	1	2	-	-	-	-	-
2006-07	Saginaw	OHL	59	19	24	43	18	6	1	2	3	4
2007-08	Saginaw	OHL	68	31	39	70	42	4	2	1	3	2
	Hartford	AHL	2	0	1	1	0	-	-	-	-	-
2008-09	Charlotte	ECHL	28	4	8	12	14	-	-	-	-	-
	Dayton	ECHL	19	10	6	16	14	-	-	-	-	-
	Hartford	AHL	8	1	2	3	2	-	-	-	-	-
2009-10	Assat Pori	Finland	43	9	17	26	67	-	-	-	-	-
AHL Totals			10	1	3	4	2	-	-	-	-	-
ECHL Totals			47	14	14	28	28	-	-	-	-	-



FUTURE DUCKS



IGOR BOBKOV GOALTENDER


Catches: Left Height: 6-4 Weight: 192

Born: January 2, 1991; Surgud, Russia

Drafted: By Anaheim in the third round (76th overall) of the 2009 NHL Entry Draft

Appeared in 14 contests with Magnitogorsk of the Russian junior league, posting an 8-1 record with a 2.71 GAA and two shutouts...helped lead his club to the league championship in April...was Russia's starting goalie at the 2010 IIHF World Junior Championship in Saskatchewan...in six contests, went 3-3 with one shutout, a 2.45 GAA and .925 SV%...led all tournament goaltenders in SV%...in 2008-09, played in 29 games for Metallurg Magnitogorsk's (KHL) junior club and 14 games for Metallurg-2...was the starting goaltender for Team Russia at the 2009 U-18 World Championship in Fargo, ND...was named the top goaltender of the tournament after posting a 5-2 record with 3.33 GAA (20 GA/360 MIN) and .927 SV% (254-of-274)...also participated in the Six Nations tournament in the Czech Republic and Slovakia, recording a 2.83 GAA (5 GA/106 MIN) in three games...is fluent in English and helps translate for his teammates.

Season	Team	League	REGULAR SEASON						PLAYOFFS						
			GP	MIN	GA	SO	GAA	W-L-T	GP	MIN	GA	SO	GAA	W-L	
2008-09	Magnitogorsk 2	Russia - 3	14	-	24	-	-	-	-	-	-	-	-	-	-
	Magnitogorsk Jr.	Russia - 2	29	-	-	-	-	-	-	-	-	-	-	-	-
2009-10	Magnitogorsk Jr.	Russia - Jr.	14	655	30	2	2.71	8-1-2	2	59	3	0	3.05	0-0	



ANDREAS DAHLSTROM CENTER

Shoots: Left Height: 5-11 Weight: 176

Born: June 22, 1991; Huddinge, Sweden

Drafted: By Anaheim in the sixth round (161st overall) of the 2010 NHL Entry Draft

In 2009-10, appeared in six games with Stockholm AIK (Division 2), scoring 1-2=3 points with four PIM before suffering an injury that cut his season short...also played five games for AIK's junior team, earning 4-6=10 points with 12 PIM...played for Stockholm AIK Jr. in 2008-09, posting 5-5=10 points with 67 PIM in 28 games.

Season	Team	League	REGULAR SEASON						PLAYOFFS				
			GP	G	A	Pts.	PIM	GP	G	A	Pts.	PIM	
2008-09	AIK U-18	Sweden U-18	11	6	9	15	33	7	2	11	13	31	
	AIK Jr.	Sweden Jr.	28	5	5	10	67	-	-	-	-	-	
	AIK	Sweden - 2	4	0	0	0	0	-	-	-	-	-	
2009-10	AIK Jr.	Sweden Jr.	5	4	6	10	2	-	-	-	-	-	
	AIK	Sweden - 2	6	1	2	3	4	-	-	-	-	-	

FUTURE DUCKS



EMERSON ETEM RIGHT WING


Shoots: Left Height: 6-0 Weight: 195

Born: June 16, 1992; Long Beach, California

Drafted: By Anaheim in the first round (29th overall) of the 2010 NHL Entry Draft

Made his WHL debut with Medicine Hat in 2009-10, scoring 37-28=65 points with a +8 rating in 72 games...led all WHL rookies in goals and finished fourth in rookie scoring...ranked second on the Tigers in goals and fourth in scoring...was named Medicine Hat's Rookie of the Year for 2009-10...scored a career-high five points on two occasions during the regular season: Oct. 12 @ Kamloops (4-1=5) and Oct. 31 vs. Seattle (3-2=5)...added 7-3=10 points in 12 WHL playoff games, leading the club in goals and points...is the highest drafted Southern California born-and-trained player in Ducks history...appeared in 50 contests in 2008-09 for the U.S. National Team Development Program U-17 team ...scored 23-22=45 points with 28 PIM...attended Shattuck-St. Mary's Prep School in Faribault, MN...the school has produced young NHL stars like Sidney Crosby, Jonathan Toews, Zach Parise and Jack Johnson...started playing roller hockey at the age of three before switching to ice hockey three years later...in California, played his minor hockey at the Los Angeles Hockey Club.

Season	Team	League	REGULAR SEASON					PLAYOFFS				
			GP	G	A	Pts.	PIM	GP	G	A	Pts.	PIM
2007-08	Shattuck St. Mary's	High-MN	58	13	15	28	20	-	-	-	-	-
2008-09	USNTDP	NAHL	19	14	33	23	1	9	4	4	8	4
	USNTDP	U-17	13	6	7	13	0	-	-	-	-	-
2009-10	Medicine Hat	WHL	72	37	28	65	26	12	7	3	10	0



JAKE GARDINER DEFENSEMAN

Shoots: Left Height: 6-0 Weight: 200


Born: July 4, 1990; Deephaven, Minnesota

Drafted: By Anaheim in the first round (17th overall) of the 2008 NHL Entry Draft

In 2009-10, won a World Junior Championship as a member of Team USA, scoring 0-3=3 points...USA clinched the gold medal in a 6-5 OT victory over Canada...advanced to the NCAA Frozen Four championship game in his sophomore season at Wisconsin (WCHA), falling to Boston College, 5-0, on Apr. 10...led the club in plus/minus with a +25 rating...shared the club lead for SHG (2)...in 2008-09, finished second among team defensemen in assists and third in points...named to the WCHA All-Rookie team and was the WCHA Co-Rookie of the Week for Dec. 2...finished second among WCHA rookie defensemen in scoring (13th among all league blueliners)...collected a collegiate-high three assists in just his third game as a Badger, Oct. 17 @ Denver...scored his first collegiate goal against Alabama-Huntsville on Dec. 27...completed his senior season at Minnetonka High School (High-MN) in 2007-08...was a top-10 finalist for Minnesota Mr. Hockey...was also named to the 2008 Associated Press First-Team All-State and was the 2008 Star Tribune Metro Player of the Year...switched to defense from forward in his last year of high school...represented Team USA at the 2007 Under-18 Memorial of Ivan Hlinka tournament in Slovakia and the Czech Republic...was also invited to Team USA World Junior Championship selection camp in Summer of 2008.

Season	Team	League	REGULAR SEASON					PLAYOFFS				
			GP	G	A	Pts.	PIM	GP	G	A	Pts.	PIM
2007-08	Minnetonka	High-MN	24	20	28	48	14	-	-	-	-	-
2008-09	U. of Wisconsin	WCHA	39	3	18	21	16	-	-	-	-	-
2009-10	U. of Wisconsin	WCHA	41	6	7	13	20	-	-	-	-	-

FUTURE DUCKS



TIM HEED DEFENSEMAN

Shoots: Right Height: 6-0 Weight: 170

Born: January 27, 1991; Gothenburg, Sweden

Drafted: By Anaheim in the fifth round (132nd overall) of the 2010 NHL Entry Draft

Recorded 8-29=37 points with 20 PIM in 32 games in 2009-10 with Sodertalje's Swedish junior team...also appeared in 27 games for Sodertalje's club in the Swedish Elite League, scoring 1-9=10 points with two PIM... spent his first season with Sodertalje's junior club in 2008-09, picking up 1-7=8 points with 10 PIM in 32 games... as a member of Sweden's U-19 national team, earned 3-5=8 points in six games...also played three contests with the U-20 national team, scoring 0-2=2 points.

		REGULAR SEASON					PLAYOFFS					
Season	Team	League	GP	G	A	Pts.	PIM	GP	G	A	Pts.	PIM
2008-09	Sodertalje U-18	Sweden U-18	14	7	10	17	10	3	3	2	5	2
	Sodertalje Jr.	Sweden - Jr.	32	1	7	8	10	2	0	1	1	0
2009-10	Sodertalje	Sweden	27	1	9	10	2	-	-	-	-	-
	Sodertalje Jr.	Sweden - Jr.	32	8	29	37	20	-	-	-	-	-
	Sodertalje	Sweden - Q	10	0	4	4	0	-	-	-	-	-



RYAN HEGARTY DEFENSEMAN

Shoots: Left Height: 6-0 Weight: 201

Born: May 16, 1990; Stoneham, Massachusetts

Drafted: By Anaheim in the fourth round (113th overall) of the 2008 NHL Entry Draft

Completed his sophomore season at University of Maine (Hockey East) in 2009-10, scoring 1-7=8 points with 36 PIM in 33 games...helped the Black Bears to a share of third place in the Hockey East standings...appeared in 24 contests in his freshman season at Maine in 2008-09...collected three assists with 22 PIM...earned his first collegiate point on Dec. 5 @ Northeastern...in 2007-08, completed his second season as part of the U.S. National Team Development Program...appeared in 14 contests with the club as part of the NAHL, finishing fourth among team defensemen...represented Team USA at the 2008 IIHF Under-18 World Championship in Russia, winning the bronze medal...attended Pioneer High School and graduated with honors.

		REGULAR SEASON					PLAYOFFS					
Season	Team	League	GP	G	A	Pts.	PIM	GP	G	A	Pts.	PIM
2007-08	USNTDP	U-18	41	5	8	13	38	-	-	-	-	-
	USNTDP	NAHL	14	2	8	10	18	-	-	-	-	-
2008-09	U. of Maine	H-East	24	0	3	3	22	-	-	-	-	-
2009-10	U. of Maine	H-East	33	1	7	8	36	-	-	-	-	-



RADOSLAV ILLO

CENTER

Shoots: Left **Height:** 6-0 **Weight:** 178

Born: January 21, 1990; Povazska Bystrica, Slovakia

Drafted: By Anaheim in the fifth round (136th overall) of the 2009 NHL Entry Draft

In his second season with Tri-City (USHL) in 2009-10, ranked second on the club in goals and third in points... his 11 PPG on the year also ranked second among team leaders...had a season-high 2-1=3 points, Oct. 16 vs. Fargo...represented his native Slovakia in the 2010 IIHF World Junior Championship, collecting 2-3=5 points in six contests...in his first North American season in 2008-09, led Tri-City in goals and finished second in points (21-12=33) after appearing in 47 games...was hampered by a shoulder injury in the first half of the season, but rebounded to record eight PPG and two GWG with the Storm...scored a USHL career-high 2-2=4 points on Feb. 28 vs. Des Moines...played in the Extraliga U-18 league in Slovakia for two years, scoring 9-14=23 points in 26 games in 2007-08.

			REGULAR SEASON					PLAYOFFS				
Season	Team	League	GP	G	A	Pts.	PIM	GP	G	A	Pts.	PIM
2007-08	HC Slovan Bratislava	Slovakia U18	26	9	14	23	12	-	-	-	-	-
2008-09	Tri-City	USHL	47	21	12	33	37	-	-	-	-	-
2009-10	Tri-City	USHL	50	24	19	43	56	1	1	0	1	0



KEVIN LIND

DEFENSEMAN

Shoots: Left **Height:** 6-3 **Weight:** 218

Born: March 31, 1992; Homer Glen, Illinois

Drafted: By Anaheim in the sixth round (177th overall) of the 2010 NHL Entry Draft

In 2009-10, scored 6-10=16 points with 76 PIM in 55 games with the Chicago Steel (USHL)...ranked second among club defensemen in goals and points, tied for second in assists, first in plus/minus (+3) and tied for first in appearances...earned a season-high 0-2=2 points, Oct. 2 vs. Team USA...matched a season high with 1-1=2 points, Nov. 20 vs. Waterloo...made his USHL debut in 2008-09, recording 2-3=5 points with 45 PIM in 50 games with Chicago...will attend Notre Dame (CCHA) in the fall.

			REGULAR SEASON					PLAYOFFS				
Season	Team	League	GP	G	A	Pts.	PIM	GP	G	A	Pts.	PIM
2008-09	Chicago	USHL	50	2	3	5	45	-	-	-	-	-
2009-10	Chicago	USHL	55	6	10	16	76	-	-	-	-	-

FUTURE DUCKS



BRETT PERLINI

CENTER


Shoots: Right Height: 6-2 Weight: 200

Born: June 14, 1990; Sault Ste. Marie, Ontario

Drafted: By Anaheim in the seventh round (192nd overall) of the 2010 NHL Entry Draft

Scored 7-5=12 points with 10 PIM in 20 games with Michigan State (CCHA) in 2009-10...was voted the Spartan's Most Improved Player...made his collegiate debut with Michigan State in 2008-09, earning 2-1=3 points in 26 games...scored his first collegiate goal in a 1-1 tie, Feb. 13 vs. Ohio State...recorded his first career postseason goal in the first round of the 2009 CCHA tournament, Mar. 6 vs. Northern Michigan...prior to his time at Michigan State, played for the Soo Thunderbirds of the NOJHL for two seasons...was the 2006-07 NOJHL Rookie of the Year and top goal scorer.

REGULAR SEASON							PLAYOFFS					
Season	Team	League	GP	G	A	Pts.	PIM	GP	G	A	Pts.	PIM
2008-09	Michigan State	CCHA	26	2	1	3	4	-	-	-	-	-
2009-10	Michigan State	CCHA	20	7	5	12	10	-	-	-	-	-



NICK PRYOR

DEFENSEMAN

Shoots: Left Height: 5-11 Weight: 184

Born: September 9, 1990; St. Paul, Minnesota

Drafted: By Anaheim in the seventh round (208th overall) of the 2008 NHL Entry Draft

Made his collegiate debut with the University of Maine (Hockey East) in 2009-10, going scoreless in six contests...helped Maine to a share of third place in the Hockey East final standings...in 2008-09, appeared in 43 contests with Des Moines and Waterloo (USHL), scoring 7-17=24 points...appeared in 12 contests with the U.S. National Team Development Program (NAHL) in 2007-08...also played in 41 contests with the program as part of the Under-18 league, collecting 3-11=14 points over 53 combined games.

REGULAR SEASON							PLAYOFFS					
Season	Team	League	GP	G	A	Pts.	PIM	GP	G	A	Pts.	PIM
2007-08	USNTDP	U-18	41	3	9	12	6	-	-	-	-	-
	USNTDP	NAHL	12	0	2	2	6	-	-	-	-	-
2008-09	Des Moines	USHL	31	6	12	18	26	-	-	-	-	-
	Waterloo	USHL	12	1	5	6	10	-	-	-	-	-
2009-10	U. of Maine	Hockey East	6	0	0	0	2	-	-	-	-	-



JUSTIN SCHULTZ

DEFENSEMAN

Shoots: Right Height: 6-1 Weight: 183


Born: July 6, 1990; Kelowna, British Columbia

Drafted: By Anaheim in the second round (43rd overall) of the 2008 NHL Entry Draft

Made his collegiate debut with the University of Wisconsin (WCHA) in 2009-10...scored 6-16=22 points in 43 games, ranking second among team rookies in scoring...advanced to the NCAA Frozen Four championship game with the Badgers, falling to Boston College, 5-0, on Apr. 10...had a season-high four-game point streak on two separate occasions: Nov. 13-21 (1-3=4); Feb. 20-Mar. 5 (1-3=4)...also scored a season-high two points three times during the season: Dec. 12 @ Notre Dame (0-2=2); Mar. 26 vs. Virginia Tech (1-1=2); Apr. 8 vs. Rochester Institute of Technology (1-1=2)...in 2008-09, led all Westside (BCHL) defensemen in scoring while ranking tied for fourth in scoring among league defensemen...ranked fourth on the club in points...recorded seven PPG, which ranked tied for second on the team...in 2007-08, finished second among defensemen in the 2008 Interior Conference playoffs, collecting 3-5=8 points in 11 games...was named the Top Defenseman in the Interior Conference after finishing second among conference blueliners in scoring (9-31=40).

REGULAR SEASON							PLAYOFFS					
Season	Team	League	GP	G	A	Pts.	PIM	GP	G	A	Pts.	PIM
2007-08	Westside	BCHL	57	9	31	40	28	11	3	5	8	4
2008-09	Westside	BCHL	49	15	35	50	29	6	1	2	3	2
2009-10	U. of Wisconsin	WCHA	43	6	16	22	12	-	-	-	-	-

FUTURE DUCKS



DEVANTE SMITH-PELLY RIGHT WING


Shoots: Right Height: 6-0 Weight: 215

Born: June 14, 1992; Scarborough, Ontario

Drafted: By Anaheim in the second round (42nd overall) of the 2010 NHL Entry Draft

In his second OHL season with Mississauga St. Michael's in 2009-10, scored 29-33=62 points with a +27 rating and 35 PIM in 60 contests...finished the season tied for the team lead in scoring while ranking second in goals and PPG (10)...also ranked third in assists and plus/minus...scored a career-high four points on two occasions: Oct. 4 vs. Barrie (1-3=4); Feb. 6 at Sudbury (1-3=4)...earned 8-6=14 points in 16 OHL playoff games, advancing to the Eastern Conference Finals with the Majors...led the club in goals and tied for first in postseason scoring...made his OHL debut with Mississauga in 2008-09, recording 13-12=25 points with 24 PIM in 57 games.

Season	Team	League	REGULAR SEASON					PLAYOFFS				
			GP	G	A	Pts.	PIM	GP	G	A	Pts.	PIM
2008-09	Mississauga	OHL	57	13	12	25	24	11	2	3	5	4
2009-10	Mississauga	OHL	60	29	33	62	35	16	8	6	14	20



SEBASTIAN STEFANISZIN GOALTENDER


Catches: Left Height: 6-0 Weight: 194

Born: July 22, 1987; Berlin, Germany

Drafted: By Anaheim in the fourth round (98th overall) of the 2007 NHL Entry Draft

In 2009-10, went 2-9-0 in 14 contests with Iserlohn, stopping 321-of-364 shots for a 4.06 GAA and .882 SV%... appeared in a career-high 23 contests for Iserlohn (Germany) in 2008-09...lowered his GAA by over a goal from the previous year...in nine contests with Iserlohn in 2007-08, posted a 4.50 GAA...played for Eisbaren Berlin in 2006-07, compiling a 4.59 GAA in two games played...played for Team Germany at the 2007 World Junior Championship, posting a .909 SV% and 2.81 GAA...split the 2005-06 season with Hamburg and Eisbaren Berlin, with a combined 2.74 GAA mark in seven appearances.

Season	Team	League	REGULAR SEASON						PLAYOFFS					
			GP	MIN	GA	SO	GAA	W-L-T	GP	MIN	GA	SO	GAA	W-L
2005-06	Hamburg	Germany	4	240	8	0	2.00	---	-	-	-	-	-	-
	Eisbaren Berlin	Germany	3	175	11	0	3.77	---	-	-	-	-	-	-
2006-07	Eisbaren Berlin	Germany	2	39	3	0	4.59	---	-	-	-	-	-	-
2007-08	Iserlohn	Germany	9	467	35	0	4.50	1-6	-	-	-	-	-	-
2008-09	Iserlohn	Germany	23	1275	71	0	3.34	8-12	-	-	-	-	-	-
2009-10	Iserlohn	Germany	14	636	43	0	4.06	2-9-0	-	-	-	-	-	-
	Landshut	Ger-2.GBun	5	304	10	0	1.97	3-2-0	-	-	-	-	-	-



JUSTIN VAIVE

LEFT WING

Shoots: Left Height: 6-5 Weight: 226

Born: July 8, 1989; Buffalo, New York

Drafted: By Anaheim in the fourth round (92nd overall) of the 2007 NHL Entry Draft

In his junior season with Miami University (CCHA) in 2009-10, scored 5-3=8 points and set a career high with 51 PIM...scored a career-high two goals on Oct. 30 @ Northern Michigan...advanced to the Semifinals in the 2010 NCAA Frozen Four, but was eliminated by Boston College in a 7-1 loss on Apr. 8...in his sophomore season with Miami, registered career highs in goals and points (6-6=12)...helped the RedHawks earn their first-ever berth to the NCAA Frozen Four by beating top-seeded Denver and second-seeded Minnesota-Duluth in the NCAA West Regional semifinals...eventually fell to Boston University in the Frozen Four final by a score of 4-3 in overtime...in his freshman season with Miami in 2007-08, played in 41 games for the RedHawks...played for the USA Under-18 team in the USA National Team Development Program in 2006-07, collecting 7-8=15 points with 49 PIM...helped Team USA to a second-place finish at the 2006 World Under-17 Hockey Challenge in Regina, Saskatchewan, recording 3-4=7 points in seven games...father Rick played 876 career NHL games from 1979-92 and was a 50-goal scorer on three occasions.

Season	Team	League	REGULAR SEASON					PLAYOFFS				
			GP	G	A	Pts.	PIM	GP	G	A	Pts.	PIM
2007-08	Miami University	CCHA	41	3	7	10	65	-	-	-	-	-
2008-09	Miami University	CCHA	37	6	6	12	44	-	-	-	-	-
2009-10	Miami University	CCHA	43	5	3	8	51	-	-	-	-	-



SCOTT VALENTINE

DEFENSEMAN

Shoots: Left Height: 6-1 Weight: 208

Born: May 2, 1991; Ottawa, Ontario

Drafted: By Anaheim in the sixth round (166th overall) of the 2009 NHL Entry Draft

Established career highs in points (5-14=19) and games played (63) with Oshawa (OHL) in 2009-10...ranked third among club defensemen in points...matched a career high with 1-2=3 points, Jan. 10 vs. Sudbury...appeared in 43 games with London and Oshawa in 2008-09, earning 1-8=9 points...ranked fourth on the club in PIM (71)...established a career-high 1-2=3 points, Feb. 16 vs. Saginaw...was acquired by Oshawa as part of the John Tavares trade on Jan. 8...made his OHL debut on Jan. 1, 2008 with London vs. Sarnia.

Season	Team	League	REGULAR SEASON					PLAYOFFS				
			GP	G	A	Pts.	PIM	GP	G	A	Pts.	PIM
2007-08	London	OHL	3	0	0	0	2	-	-	-	-	-
2008-09	London	OHL	17	0	0	0	20	-	-	-	-	-
	Oshawa	OHL	26	1	8	9	51	-	-	-	-	-
2009-10	Oshawa	OHL	63	5	14	19	82	-	-	-	-	-



SAMI VATANEN

DEFENSEMAN


Shoots: Right **Height:** 5-9 **Weight:** 163

Born: June 3, 1991; Jyvaskyla, Finland

Drafted: By Anaheim in the fourth round (106th overall) of the 2009 NHL Entry Draft

Represented Team Finland at the 2010 IIHF World Junior Championship, scoring 2-3=5 points in six games... appeared in 55 contests for JYP Jyvaskyla of the Finnish Elite League, earning 7-23=30 points in 55 contests... captained Team Finland to a bronze medal 5-4 win over Team Canada at the 2009 IIHF Under-18 World Championships in Fargo, ND... in six games during the tournament, recorded 0-5=5 points and a +6 rating... spent a majority of the 2008-09 regular season with his hometown Jyvaskyla Jyps junior team in Finland, scoring 2-7=10 points with 22 PIM in 20 games.

REGULAR SEASON							PLAYOFFS					
Season	Team	League	GP	G	A	Pts.	PIM	GP	G	A	Pts.	PIM
2007-08	JYP Jyvaskyla	Finland Jr.	35	9	29	38	30	-	-	-	-	-
2008-09	JYP Jyvaskyla	Finland Jr.	20	3	7	10	22	-	-	-	-	-
2009-10	JYP Jyvaskyla	Finland	55	7	23	30	44	-	-	-	-	-



CHRIS WAGNER

CENTER

Shoots: Right **Height:** 6-0 **Weight:** 194

Born: May 27, 1991; Wellesley, Massachusetts

Drafted: By Anaheim in the fifth round (122nd overall) of the 2010 NHL Entry Draft

Appeared in 44 contests with the South Shore Kings (EJHL) in 2009-10, collecting 34-49=83 points with 70 PIM... was named the EJHL's Most Valuable Player and Offensive Player of the Year after captaining his team to the Southern Division championship... matched the league's single-season scoring record and led the league in goals and assists... made his debut with South Shore in 2008-09, earning 20-14=34 points with 72 PIM in 38 games.

REGULAR SEASON							PLAYOFFS					
Season	Team	League	GP	G	A	Pts.	PIM	GP	G	A	Pts.	PIM
2008-09	South Shore	EJHL	38	20	14	34	72	2	2	0	2	0
2009-10	South Shore	EJHL	44	34	49	83	70	4	3	6	9	8



STEFAN WARG

DEFENSEMAN

Shoots: Right **Height:** 6-3 **Weight:** 204

Born: February 6, 1990; Stockholm, Sweden

Drafted: By Anaheim in the fifth round (143rd overall) of the 2008 NHL Entry Draft

Split the 2009-10 season with Seattle and Prince Albert (WHL)... established a career high with 0-20=20 points and 95 PIM... finished the season ranking fourth among Raiders defensemen in points... registered a season-high two assists (0-2=2) on five separate occasions... made his North American debut in 2008-09, appearing in 70 contests for Seattle... ranked third among club defensemen in points (1-16=17)... also ranked fourth on the team in PIM (80)... appeared in the first round of the WHL Playoffs as the Thunderbirds were eliminated by the Spokane Chiefs in five games... in 2007-08, played in 33 contests with Vasteras Jr. of the Swedish SuperElit League... recorded 2-6=8 points with 61 PIM... also appeared in three postseason contests, going scoreless with 14 PIM.

REGULAR SEASON							PLAYOFFS					
Season	Team	League	GP	G	A	Pts.	PIM	GP	G	A	Pts.	PIM
2007-08	Vasteras U18	Swe-U18	1	0	0	0	12	-	-	-	-	-
	Vasteras Jr.	Swe-Jr.	33	2	6	8	61	3	0	0	0	14
	Vasteras	Sweden-2	3	0	0	0	0	-	-	-	-	-
2008-09	Seattle	WHL	70	1	16	17	80	5	0	0	0	2
2009-10	Seattle	WHL	37	0	13	13	53	-	-	-	-	-
	Prince Albert	WHL	27	0	7	7	42	-	-	-	-	-

2010-11 DUCKS PLAYER PERSONNEL

FORWARDS

No.	NAME	HT	WT	POS	S	BIRTHPLACE	BIRTHDATE	2009-10 CLUB
8	Teemu Selanne	6-0	199	RW	R	Helsinki, Finland	July 3, 1970	Anaheim (NHL)
9	Bobby Ryan	6-2	209	LW	R	Cherry Hill, New Jersey	March 17, 1987	Anaheim (NHL)
10	Corey Perry	6-3	212	RW	R	Peterborough, Ontario	May 16, 1985	Anaheim (NHL)
11	Saku Koivu	5-10	182	C	L	Turku, Finland	November 23, 1974	Anaheim (NHL)
12	Josh Green	6-3	218	LW	L	Camrose, Alberta	November 16, 1977	Modo (Sweden)
14	Joffrey Lupul	6-1	206	RW	R	Ft. Saskatchewan, Alberta	September 23, 1983	Anaheim (NHL)
15	Ryan Getzlaf	6-4	221	C	R	Regina, Saskatchewan	May 10, 1985	Anaheim (NHL)
16	George Parros	6-5	228	RW	R	Washington, Pennsylvania	Dec. 29, 1979	Anaheim (NHL)
20	Ryan Carter	6-2	201	C	L	White Bear Lake, Minnesota	August 3, 1983	Anaheim (NHL)
22	Todd Marchant	5-10	180	C	L	Buffalo, New York	August 12, 1973	Anaheim (NHL)
24	Trevor Smith	6-1	194	C	L	North Vancouver, B.C.	February 8, 1985	Bridgeport (AHL)
28	Kyle Chipchura	6-2	207	C	L	Westlock, Alberta	February 9, 1986	Montreal (NHL)/Anaheim (NHL)
29	Jason Jaffray	6-1	196	LW	L	Rimbey, Alberta	June 30, 1981	Calgary (NHL)/Abbotsford (AHL)
33	Jason Blake	5-10	190	LW	L	Fargo, North Dakota	September 2, 1973	Toronto (NHL)/Anaheim (NHL)
34	Aaron Voros	6-4	210	LW	L	Vancouver, British Columbia	July 2, 1981	NY Rangers (NHL)
39	Matt Beleskey	6-0	198	LW	L	Windsor, Ontario	June 7, 1988	San Antonio (AHL)/Toronto (AHL)/Anaheim (NHL)
42	Dan Sexton	5-10	174	RW	R	Apple Valley, Minnesota	April 29, 1987	Bakersfield (ECHL)/Manitoba (AHL)/Anaheim (NHL)
47	Rob Bordson	6-2	192	LW	L	Duluth, Minnesota	June 9, 1988	Minnesota Duluth (WCHA)
49	Maxime Maceneauer	6-0	205	C	L	Laval, Quebec	January 4, 1989	Bakersfield (ECHL)
50	Troy Bodie	6-4	213	RW	R	Portage la Prairie, Manitoba	January 25, 1985	San Antonio (AHL)/Toronto (AHL)/Anaheim (NHL)
51	Kyle Palmieri	5-11	193	RW	R	Smithtown, New York	February 1, 1991	Notre Dame (CCHA)
57	Nicolas Deschamps	6-1	207	LW	L	Lasalle, Quebec	January 6, 1990	Chicoutimi (QMJHL)/Moncton (QMJHL)
63	Nick Bonino	6-1	186	C	L	Hartford, Connecticut	April 20, 1988	Boston Univ. (H.E.J)/Anaheim (NHL)
64	Brandon McMillan	5-11	192	LW	L	Richmond, British Columbia	March 22, 1990	Kelowna (WHL)
67	MacGregor Sharp	6-1	180	C	L	Vancouver, British Columbia	October 1, 1985	Bakersfield (ECHL)/San Antonio (AHL)/Anaheim (NHL)
70	Josh Brittain	6-5	226	RW	L	Milton, Ontario	January 3, 1990	Barrie (OHL)/Plymouth (OHL)
74	Peter Holland	6-2	195	C	L	Toronto, Ontario	January 14, 1991	Guelph (OHL)
78	Tomas Zaborsky	6-0	194	LW	L	Trencin, Slovakia	November 14, 1987	Assat Pori (Finland)
79	Ryan Hillier	6-1	195	LW	L	Halifax, Nova Scotia	January 25, 1988	Charlotte (ECHL)/Hartford (AHL)/Wheeler (ECHL)

DEFENSEMEN

No.	NAME	HT	WT	POS	S	BIRTHPLACE	BIRTHDATE	2009-10 CLUB
5	Luca Sbisa	6-2	207	D	L	Ozieri, Italy	January 30, 1990	Anaheim (NHL)/Lethbridge (WHL)/Portland (WHL)
17	Lubomir Visnovsky	5-10	197	D	L	Topolcany, Slovakia	August 11, 1976	Edmonton (NHL)/Anaheim (NHL)
21	Sheldon Brookbank	6-1	202	D	R	Lanagan, Saskatchewan	October 3, 1980	Anaheim (NHL)
23	Paul Mara	6-4	211	D	L	Ridgewood, New Jersey	September 7, 1979	Montreal (NHL)
25	Andy Sutton	6-6	245	D	L	London, Ontario	March 10, 1975	NY Islanders (NHL)/Ottawa (NHL)
26	Danny Syvret	6-0	203	D	L	Millgrove, Ontario	June 13, 1985	Adirondack (AHL)/Philadelphia (NHL)
32	Toni Lydman	6-1	202	D	L	Lahti, Finland	September 25, 1977	Buffalo (NHL)
43	Mark Mitera	6-4	206	D	L	Royal Oak, Michigan	October 22, 1987	San Antonio (AHL)/Bakersfield (ECHL)/Abbotsford (AHL)
45	John de Gray	6-4	215	D	L	Richmond Hill, Ontario	March 14, 1988	Bakersfield (ECHL)/Rochester (AHL)
53	Brett Festerling	6-1	210	D	L	Quesnel, British Columbia	March 3, 1986	San Antonio (AHL)/Toronto (AHL)/Anaheim (NHL)
54	Cam Fowler	6-1	196	D	L	Windsor, Ontario	December 5, 1991	Windsor (OHL)
56	Eric Regan	6-2	206	D	R	Ajax, Ontario	May 20, 1988	Bakersfield (ECHL)/San Antonio (AHL)
58	Jake Newton	6-2	218	D	L	San Jacinto, California	September 22, 1988	Northeastern (Hockey East)
60	Brendan Mikkelson	6-3	204	D	L	Regina, Saskatchewan	June 22, 1987	Toronto (AHL)/Anaheim (NHL)
62	Stu Bickel	6-4	207	D	R	Chanhausen, Minnesota	October 2, 1986	Bakersfield (ECHL)/San Antonio (AHL)
73	Mat Clark	6-3	221	D	R	Wheat Ridge, Colorado	October 17, 1990	Brampton (OHL)/Manitoba (AHL)

GOALTENDERS

No.	NAME	HT	WT	POS	C	BIRTHPLACE	BIRTHDATE	2009-10 CLUB
1	Jonas Hiller	6-2	194	G	R	Felben Wellhausen, Switzerland	Feb. 12, 1982	Anaheim (NHL)
30	Timo Pielmeier	6-0	170	G	L	Deggendorf, Germany	July 7, 1989	Bakersfield (ECHL)
31	Curtis McElhinney	6-2	197	G	L	London, Ontario	May 23, 1983	Calgary (NHL)/Anaheim (NHL)
36	J.P. Leveseur	6-0	201	G	R	Victoriaville, Quebec	Jan. 15, 1987	Laredo (CHL)/Springfield (AHL)/Bakersfield (ECHL)
68	Marco Cousineau	6-0	195	G	L	St. Lazare, Quebec	November 9, 1989	P.E.I. (QMJHL)/Saint John (QMJHL)

SYRACUSE CRUNCH



800 South State St.
Syracuse, NY 13202

Phone: (315) 473-4444 | Fax: (315) 473-4449

www.syracusecrunch.com

Email: info@syracusecrunch.com



President/CEO/Governor	Howard Dolgon	General Manager	Bob Murray
Executive Vice President	Alan Taylor	Assistant General Manager	Bob Ferguson
General Manager/CEO/Alt. Governor	Vance Lederman	Coordinator of Minor League Operations	Jillian Samuelli
General Counsel	Jeffrey Fried	Head Coach	Mark Holick
Senior Vice President	Jim Sarosy	Assistant Coach	Mike Stapleton
Senior Director of Sales and Game Operations	Michael Folsom	Athletic Trainer	Joe Huff
Director of Ticket Operations	Todd Cross	Equipment Manager	Rodney Blachford
Account Executive	Mark Hayes	Assistant Equipment Manager	Matt Brayfield
Public Relations Manager	John Neenan	Home Ice	War Memorial at Oncenter
Event and Sponsorship Services Manager	Karen Simbari	Seating Capacity	6,159
Account Executive	Matt Tabone		
Marketing Manager	Maggie Walters		
Director of Community & Fan Development	Amanda Susko		
Broadcaster	Jason Lockhart		
Ticket Services Manager/ Account Executive	Kimber Doolittle		

TEAM HISTORY

The Syracuse Crunch enter their 17th year of operation in the American Hockey League in 2010-11, tied for the fifth longest tenure of any AHL team. In addition, the Crunch boast the AHL's longest current independent ownership group. It was that group, led by Howard Dolgon, that purchased the Hamilton Canucks franchise and moved it to Syracuse prior to the 1994-95 season, bringing professional hockey back to the Salt City for the first time in 14 years. The new team was re-named the Crunch and donned uniform colors of purple, teal, yellow, black and ice blue for its first six seasons of existence. The team's first logo featured a super hero-like figure bursting through a block of ice holding a hockey stick and yielding a purple cape.

The first official game in club history was played on September 30, 1994. The contest set a Crunch single-game attendance record at the War Memorial at Oncenter of 6,750. The game ended in a 7-7 tie and helped the team endear itself to fans for years to come. The end of the 1999-00 season saw the end of Syracuse's affiliation with Vancouver. In 2000-01, the Crunch entered into an affiliation with the expansion Columbus Blue Jackets. With a new affiliation came a new logo, new uniform and new team colors. The new logo depicted the face of a ferocious ice gorilla biting through a hockey stick with the word 'CRUNCH' emblazoned in capital letters above him. The official team colors were changed to black, navy, ice blue, red and day glow green.

The Crunch made history in 2009-10, as they became the first-ever AHL team to host an outdoor game. The Mirabito Outdoor Classic set a league single-game attendance record, as 21,508 fans came out to the New York State Fairgrounds to watch the Crunch defeat the rival Binghamton Senators, 2-1 on February 20, 2010. The event was deemed a major success for the team and league and was broadcast live to an international television audience on the NHL Network.

Syracuse opened another chapter in its history on March 25, 2010, when it announced an affiliation agreement with the Anaheim Ducks. The Crunch revised their logo and uniforms to match Anaheim's team colors of black, burnt orange and metallic gold. Anaheim represents the third primary affiliate in the Crunch's history. Syracuse also had a split affiliation with Vancouver and Pittsburgh during the 1997-98 and 1998-99 seasons. The Crunch have qualified for the Calder Cup Playoffs in nine of their first 16 seasons.

SYRACUSE CRUNCH



BOB FERGUSON ASSISTANT GENERAL MANAGER

Bob Ferguson enters his first season as Assistant General Manager of the Syracuse Crunch. Ferguson has logged more than 29 years experience in a coaching or management capacity at the minor league and junior levels, including the last two seasons with the Ducks organization. Last year he served as a scout for Anaheim, responsible for amateur and college scouting along with other special assignments in hockey operations. In 2008-09, Ferguson held the post of Assistant General Manager for the Iowa Chops, Anaheim's then-affiliate in the AHL.

Prior to joining the Ducks, Ferguson spent nine years as a head coach in the professional ranks with the Indianapolis Ice of the then-IHL, as well as the Florida Everblades and Augusta Lynx of the ECHL. In his nine seasons as a professional coach, Ferguson's teams never missed the playoffs.

A native of Kingston, Ontario, Ferguson is a three-time USA Hockey National Champion (Gold Cup), a five-time United States Hockey League (USHL) Coach of the Year, a five-time USHL General Manager of the Year and two-time ECHL Coach of the Year. Before reaching the IHL, Ferguson coached in the USHL for 17 seasons with the Sioux City Musketeers and Des Moines Buccaneers. With 517 career USHL coaching wins, he ranks third all-time in league history. During his USHL tenure, he led Sioux City (2) and Des Moines (3) to multiple Clark Cup championships.



MARK HOLICK HEAD COACH

Mark Holick enters his first season as Head Coach of the Syracuse Crunch. Holick begins his first AHL season after spending the previous three years as head coach of the Kootenay Ice, compiling a 120-75-21 record for 261 points and three consecutive trips to the WHL playoffs. In 2009-10, Holick guided the Ice to a 43-25-5 record (91 points) for a second-place finish in the Central Division and fourth in the Eastern Conference. Holick also served as an assistant coach for Team Canada at the 2009 IIHF World U18 Championship in Fargo, North Dakota.

A native of Saskatoon, Saskatchewan, Holick served 13 seasons as a head coach and assistant coach in the BCHL and AJHL from 1994-07. Holick began his professional coaching career as an assistant coach with Penticton (1994-95), Langley (1995-96) and South Surrey (1996-97) of the BCHL before becoming head coach of South Surrey in 1997-98. He also coached in St. Albert and Spruce Grove of the AJHL from 2003-06 prior to returning for his final BCHL season with Vernon in 2006-07.



MIKE STAPLETON ASSISTANT COACH

Mike Stapleton begins his first season as Assistant Coach with the Syracuse Crunch. Stapleton previously spent four seasons as an assistant and associate coach in the OHL with Sault Ste. Marie (2008-10) and Erie (2006-08). In his final OHL season in 2009-10, Stapleton helped guide the Sault Ste. Marie Greyhounds to a 36-27-5 record (77 points) in the OHL's Western Conference. A native of Strathroy, Ontario, Stapleton began his professional coaching career as an assistant coach for Traverse City (NAHL) in 2005-06.

Originally selected by Chicago in the seventh round (132nd overall) of the 1984 NHL Entry Draft, Stapleton played 14 NHL seasons from 1986-2001 with seven different teams (Chicago, Pittsburgh, Edmonton, Winnipeg/Phoenix, Atlanta, NY Islanders and Vancouver). He appeared in 697 career NHL games, collecting 71-111=182 points with 342 PIM. Stapleton also skated in 34 career Stanley Cup Playoff games, recording 1-0=1 point and 39 PIM.

DUCKS PERSONNEL 2009-10 AHL STATISTICS

PLAYER	GP	G	A	P	+/-	PIM	PP	SH	GW	S	S%		
Brendan Mikkelson	49	7	15	22	-19	43	3	0	1	73	9.6		
MacGregor Sharp	40	9	9	18	-2	16	0	0	2	69	13.0		
Troy Bodie	32	8	5	13	-2	56	0	0	3	46	17.4		
Dan Sexton	13	5	7	12	+7	2	2	0	0	38	13.2		
Matt Beleskey	15	2	5	7	+5	21	2	0	0	15	13.3		
John de Gray	41	1	5	6	-1	31	0	0	0	36	2.8		
Brett Festerling	28	0	5	5	+2	27	0	0	0	33	0.0		
Stu Bickel	36	2	2	4	-9	38	0	0	0	31	6.5		
Mark Mitera	32	0	3	3	0	18	0	0	0	26	0.0		
Eric Regan	5	0	0	0	+1	6	0	0	0	2	0.0		
Mat Clark	1	0	0	0	0	0	0	0	0	2	0.0		
GOALTENDER	GPI	MIN	GAA	W	L	OT	SO	GA	SA	SV%	G	A	PIM
Jean-Philippe Levasseur	25	1438	3.59	8	16	1	1	86	827	.896	0	0	0



VISIT THE ANAHEIM DUCKS TEAM STORE

Your one stop shop for official Ducks merchandise

STORE HOURS

Monday - Fridays:

10:00 am to 5:00 pm

Saturdays:

10:00 am to 4:00 pm

Sundays:

CLOSED

Home Games:

Open to ticket holders through Honda Center entrance

Call (888) 438-2505 for more information

DUCKS SUITES



CALL (714) 634-2582 TO RESERVE YOURS TODAY!

EXCLUSIVE FOOD
AND MERCHANDISE
PACKAGES AVAILABLE!


Courtesy of Citizens Business Bank



**CITIZENS
BUSINESS BANK**

Member
FDIC

Premium Sealing



HISTORY



2009-10 ANAHEIM DUCKS



FRONT ROW (L-R): Jonas Hiller, Executive Vice President/COO Tim Ryan, Senior Vice President of Hockey Operations David McNab, Executive Vice President/General Manager Bob Murray, Owner Henry Samueli, Saku Koivu, Scott Niedermayer, Ryan Getzlaf, Owner Susan Samueli, CEO Michael Schulman, Head Coach Randy Carlyle, Senior Vice President/CMO Bob Wagner, Curtis McElhinney **SECOND ROW:** Assistant Coach Newell Brown, Assistant Coach Dave Farrish, Vice President of Human Resources Jay Scott, Vice President of Operations Kevin Starkey, Lubomir Visnovsky, Teemu Selanne, Todd Marchant, Jason Blake, Vice President of Finance Doug Heller, Anaheim Arena Management Vice President of Finance Angela Wergechik, Goaltending Consultant Pete Peeters, Video Coordinator Joe Trotta **THIRD ROW:** Assistant Equipment Manager Chris Aldrich, Equipment Manager Doug Shearer, James Wisniewski, Sheldon Brookbank, Aaron Ward, Bobby Ryan, Matt Beleskey, Mike Brown, Dan Sexton, Strength & Conditioning Coach Sean Skahan, Head Athletic Trainer Tim Clark, Assistant Athletic Trainer Meaghan Beaudoin **BACK ROW:** Equipment Assistant Chris Kincaid, Steve Eminger, Ryan Carter, Troy Bodie, George Parros, Corey Perry, Kyle Chipchura, Jeffrey Lupul, Brett Festerling, Massage Therapist James Partida

THE SEASON:

The Ducks finished the season with a 39-32-11 record for 89 points (11th in Western Conference)...the club went 23-14-4 for 50 points in the second half of the season (41 games), which equaled the eighth-best record in the league...Anaheim also finished with points in eight of the last nine games (5-1-3) and went 9-3-3 over the last 15 contests...the Ducks concluded the 2009-10 season with a 6-0-2 record in the last eight games at Honda Center and were 17-3-3 in the last 23 contests at home.

BY THE NUMBERS:

Right wing **Corey Perry** led the club in scoring with a career-high 27-49=76 points and was the only player to appear in all 82 regular season games for Anaheim...center **Ryan Getzlaf** led the team in assists (50) despite missing 16 games due to injury...defenseman **Scott Niedermayer**, who ranked tied for 11th in league defensemen scoring, led all Anaheim players in ice time (26:30) and paced all team blueliners in assists and points (10-38=48)...right wing **Bobby Ryan** had a career-high 35 goals in 81 games, leading the team in goals and ranking second in the NHL (behind only New Jersey's Zach Parise) among U.S.-born players...right wing **Teemu Selanne** finished the season ranked tied for third in the NHL in power play goals (14) and tied for eighth in goals-per game (.50), his highest mark since 2006-07 (.59)...with 27 goals on the year (27-21=48), 2009-10 marked Selanne's 14th season with 25 goals or more...Selanne had six goals in his last five games (6-2=8), 8-9=17 points in his last 13 and 9-12=21 points in his final 18 contests...center **Saku Koivu** earned 4-7=11 points with a +6 rating in his last five games...he also had 7-11=18 points in his last 13 and 8-12=20

in 19...Koivu, who scored the game-tying goal in two of his last three games (and the shootout winner on Apr. 3 at Los Angeles), ranked tied for 10th in the NHL in game-winning goals (6)...Koivu also eclipsed the 50-point mark for seventh consecutive season in 2009-10 (19-33=52)...defenseman **Lubomir Visnovsky** ranked tied for fourth in goals among NHL defensemen (with San Jose's Dan Boyle)...his five goals after his acquisition by Anaheim on Mar. 3 (didn't play until Mar. 6) co-led all NHL defensemen (with Washington's Mike Green and Los Angeles' Drew Doughty)...Visnovsky's 15 goals and 45 points on the year marked his most since the 2006-07 season with Los Angeles (18-40=58)...despite playing in only 41 games in Anaheim, right wing **Dan Sexton** led club rookies in assists and points (9-10=19)...left wing **Matt Beleskey** finished with three goals in his last two games (3-0=3)...with 11-7=18 points in 60 games, Beleskey finished the year ranked tied for 10th among league rookies in goals.

TAKING THE REINS:

The Ducks were 23-13-4 in their last 40 games dating back to Jan. 5, which equaled the eighth-best record in the NHL...that stretch began with **Jonas Hiller** starting 31 of the final 40 games, including 19 straight from Jan. 5-Mar. 24...prior to that, Hiller started 26 of the first 42 games of the season, alternating starts with J.S. Giguere (the Ducks were 16-19-7 at that point on the season)...Hiller himself was 18-11-1 (2.58 GAA, .923 SV%) in his last 32 games from Jan. 5 to the end of the season...Hiller's backup, **Curtis McElhinney**, also fared well following his arrival in March...in his final nine appearances, McElhinney posted a 5-1-2 record with a 2.61 GAA and .921 SV%.

2009-10 ANAHEIM DUCKS




Teemu Selanne

606:

After reaching the historic 600-goal plateau on Mar. 21 vs. Colorado and matching childhood idol and long-time friend Jari Kurri with 601 on Mar. 31 at Colorado, right wing **Teemu Selanne** scored two goals on Apr. 2 vs. Vancouver to grab sole possession of 17th place in all-time goals with his 602nd and 603rd goals... finishing the season with 606 career goals, Selanne became one of only 18 players in NHL history to score 600 goals and one of only three Europeans, following Jaromir Jagr (CZE) and Kurri (FIN)...only six other right wingers have scored 600 goals (G. Howe, B. Hull, M. Gartner, J. Jagr, D. Ciccarelli and Kurri)...Kurri played one season in Anaheim as Selanne's teammate in 1996-97...Selanne's two power play goals on Apr. 2 vs. Vancouver moved him past Mike Gartner and into sole possession of ninth in all-time power play goals.

RECORD STREAK:

The Ducks had a franchise-record 11-game home winning streak from Dec. 8-Feb. 10...the 11-game winning streak at Honda Center was the second-longest in the NHL in 2009-10, behind only Washington's 14-game streak at Verizon Center.



Corey Perry

COMEBACKS:

The Ducks had eight wins in 2009-10 when trailing after two periods (8-23-0), ranking tied for second in the NHL (Vancouver had 11 while Anaheim, Los Angeles, Pittsburgh and Washington all had eight)...the eight such wins set a club record for a single season (previous: 2007-08, 6-24-1)...Anaheim had 17 come-from-behind wins during the regular season, of which nine were third-period comebacks (including Jan. 7 vs. St. Louis, which was tied after two periods before the Blues took the lead).

2010 OLYMPICS

Anaheim Ducks players combined for seven medals at the 2010 Olympic Winter Games, the most in the NHL (San Jose was second with five). The seven medals also tied the most ever by an NHL team. The only other NHL teams to have as many as seven medal winners were the 1998 Pittsburgh Penguins and the 2002 Detroit Red Wings. Anaheim Ducks players combined for three gold (**Scott Niedermayer**, **Ryan Getzlaf**, **Corey Perry** for Canada), two silver (**Bobby Ryan**, **Ryan Whitney** for USA), and two bronze medals (**Saku Koivu** and **Teemu Selanne** for Finland) at the 2010 Olympic Winter Games.

Individual Notes: In his first career Olympic Winter Games, **Corey Perry** notched 4-1=5 points with a +3 rating in seven contests, capturing gold with Team Canada...he ranked tied for second in goals for the tournament and scored Canada's second marker in the gold-medal game...**Ryan Getzlaf** helped Team Canada with 3-4=7 points in seven contests, ranking tied for second on the team in points...Getzlaf scored 1-2=3 points in Canada's 7-3 win over Russia in the quarterfinals on Feb. 24...Team Canada captain **Scott Niedermayer** earned 1-2=3 points with a +2 rating in seven contests, helping the club to the gold medal...**Bobby Ryan** and **Ryan Whitney** each won their first Olympic medal for Team USA (silver)...Ryan collected 1-1=2 points with two PIM and a +3 rating...his goal in Team USA's 3-1 win over Switzerland in the preliminary round on Feb. 16 accounted for the first goal of the men's hockey tournament...**Teemu Selanne** (Finland) became the all-time Olympic men's hockey scorer (20-17=37 points in 31 career games) with an assist on Feb. 19 vs. Germany...he surpassed Valeri Khramov (Russia), Vlastimil Bubnik (former Czechoslovakia) and Harry Watson (Canada) to capture sole possession of the title...with Team Finland's bronze medal, captain **Saku Koivu** joined fellow teammates Jere Lehtinen and Ville Peltonen for a share of the all-time Olympic men's hockey record with four career medals...in five tournament contests, **Jonas Hiller** went 2-2-1 for Team Switzerland with a 2.47 GAA and a .918 SV%...his 146 saves for the tournament ranked third among all goaltenders...**Luca Sbisa** appeared in all five of Switzerland's Olympic contests.

2009-10 GAME-BY-GAME

#	Date	Team	W-L-OT	Record	GF-GA	Scorers	W Goal	PP	PK	SF-SA	W-L Gldtr.	Attend.
1	10/03/2009	SJS	L	00-01-00	1-4	19P	12	1-7	5-6	25-37	20 / 1	17281+
2	10/06/2009	@ MIN	O*	00-01-01	3-4	14,24,11P	15	1-2	2-5	19-32	32 / 35	18256+
3	10/08/2009	@ BOS	W	01-01-01	6-1	8P,8P,10,24,9,10S	8	2-2	6-6	30-34	1 / 30	16158
4	10/10/2009	@ PHI	W**	02-01-01	3-2	8,8	8	0-4	5-7	33-35	1 / 29	19603+
5	10/11/2009	@ NYR	L	02-02-01	0-3		26	0-4	3-5	18-38	0 / 35	18200+
6	10/14/2009	MIN	W	03-02-01	3-2	10,10,20	20	0-4	4-4	35-34	1 / 32	15111
7	10/17/2009	STL	L	03-03-01	0-5		21	0-5	4-6	26-32	29 / 1	14902
8	10/21/2009	DAL	L	03-04-01	2-4	15,14	6	0-1	2-3	26-38	35 / 1	14503
9	10/24/2009	CBJ	L	03-05-01	4-6	14,27P,14,8P	51	2-2	2-2	36-37	1 / 35	14468
10	10/26/2009	TOR	L	03-06-01	3-6	17,9P,10	22	1-3	5-10	28-39	50 / 1	14291
11	10/30/2009	VAN	W	04-06-01	7-2	10,16,13S,10P,9P,9,14	13	2-2	3-4	34-38	1 / 30	14756
12	10/31/2009	@ PHX	O**	04-06-02	2-3	10P,8	17	1-7	1-2	34-32	30 / 1	6495
13	11/03/2009	PIT	L	04-07-02	3-4	10,10,11	9	0-2	6-6	29-27	29 / 1	16128
14	11/05/2009	NSH	W	05-07-02	4-0	8P,8,22,9	8	1-5	5-5	31-40	1 / 35	14298
15	11/07/2009	PHX	W	06-07-02	4-3	8P,9,10,13	13	1-6	1-2	26-30	1 / 30	15269
16	11/11/2009	@ NJD	L	06-08-02	1-3	10	23	0-6	3-3	32-25	30 / 1	14123
17	11/13/2009	@ CBJ	O**	06-08-03	2-3	9,22	20	0-5	3-4	34-29	32 / 35	15577
18	11/14/2009	@ DET	L	06-09-03	4-7	10,9P,14,15P	40	2-4	3-6	23-37	35 / 1	20066+
19	11/16/2009	@ PIT	L	06-10-03	2-5	22S,8	11	0-3	6-7	25-26	29 / 35	17052+
20	11/19/2009	TBL	W*	07-10-03	4-3	8,15P,9P,27P	27	3-7	3-4	27-24	1 / 41	14555
21	11/21/2009	SJS	L	07-11-03	2-3	34P,19P	19	2-4	2-3	30-36	20 / 1	15066
22	11/23/2009	CGY	W**	08-11-03	3-2	9,15	8	0-3	4-4	31-43	35 / 34	15348
23	11/25/2009	CAR	W	09-11-03	3-2	27P,17,8	8	1-2	3-3	33-30	35 / 34	14766
24	11/27/2009	CHI	W	10-11-03	3-0	8P,8P,4P	8	3-5	4-4	34-28	35 / 39	15068
25	11/29/2009	PHX	O*	10-11-04	2-3	15P,9	19	1-3	4-4	28-26	30 / 35	13023
26	12/01/2009	LAK	L	10-12-04	3-4	10,19P,22	15	1-4	4-5	30-42	32 / 1	14231
27	12/03/2009	@ DAL	L	10-13-04	1-3	11	29	0-2	3-3	27-27	35 / 35	16217
28	12/04/2009	@ MIN	O**	10-13-05	4-5	14,9P,14,9	48	1-3	2-3	22-39	32 / 1	18265+
29	12/06/2009	OTT	O**	10-13-06	3-4	15,14,10	11	0-3	4-5	36-29	30 / 35	14946
30	12/08/2009	DAL	W*	11-13-06	4-3	14,42,42,11	11	0-1	3-4	42-22	35 / 35	13861
31	12/11/2009	@ DET	O*	11-13-07	2-3	11,42	44	0-4	8-10	27-31	35 / 35	20066+
32	12/12/2009	CBJ	W	12-13-07	3-1	42,9,10P	9	1-2	4-4	25-36	1 / 1	14461
33	12/16/2009	@ VAN	W	13-13-07	3-2	9,15,11P	11	1-4	5-5	34-30	1 / 1	18810+
34	12/17/2009	@ SJS	L	13-14-07	1-4	15P	12	1-4	4-5	21-37	20 / 35	17562+
35	12/19/2009	PHX	W	14-14-07	4-2	13,28,15P,9P	15	2-7	4-4	34-41	1 / 30	15107
36	12/22/2009	@ COL	W	15-14-07	4-2	27,42,15,22	15	0-3	3-3	43-17	1 / 41	12171
37	12/23/2009	@ PHX	L	15-15-07	0-4		8	0-4	1-2	21-32	30 / 1	10030
38	12/26/2009	@ SJS	L	15-16-07	2-5	28,9	15	0-4	0-2	32-25	20 / 35	17562+
39	12/29/2009	MIN	W	16-16-07	4-2	9,42,9P,22S	9	1-3	3-4	32-31	1 / 37	16960
40	12/31/2009	@ DAL	L	16-17-07	3-5	11,13,11	21	0-2	3-4	34-42	35 / 1	18532+
41	01/02/2010	@ NSH	L	16-18-07	1-3	13	19	0-2	2-2	26-36	35 / 1	16654
42	01/03/2010	@ CHI	L	16-19-07	2-5	17,17	81	0-2	2-3	24-28	31 / 35	21662+
43	01/05/2010	DET	W	17-19-07	4-1	11S,39,10,28	39	0-4	4-4	35-39	1 / 35	15531
44	01/07/2010	STL	W	18-19-07	4-2	34,9,39,22	39	0-4	3-3	29-22	1 / 50	14248
45	01/09/2010	@ NSH	W	19-19-07	3-2	8,39,15	15	0-1	0-1	21-27	1 / 35	17113+
46	01/10/2010	@ CHI	W	20-19-07	3-1	10P,11,8	11	1-3	3-4	12-43	1 / 31	21708+
47	01/13/2010	BOS	W	21-19-07	4-3	42P,39,15,7	7	1-4	2-2	32-30	1 / 40	14957
48	01/14/2010	@ LAK	L	21-20-07	0-4		26	0-5	6-6	22-27	32 / 1	18118+
49	01/17/2010	CGY	W	22-20-07	5-4	42P,24,50,10,9	9	1-3	3-3	26-37	1 / 31	16153
50	01/19/2010	BUF	W	23-20-07	5-4	15,24,13,9P,50	50	1-3	3-4	30-30	1 / 30	15570
51	01/21/2010	@ SJS	L	23-21-07	1-3	39	4	0-5	5-6	27-25	20 / 1	17562+
52	01/23/2010	@ STL	W**	24-21-07	4-3	27,9,9	34	0-3	1-1	37-21	1 / 50	19560+
53	01/26/2010	@ ATL	L	24-22-07	1-2	7	61	0-4	3-4	35-34	1 / 1	12984
54	01/27/2010	@ WSH	L	24-23-07	1-5	42	26	0-2	4-5	31-49	30 / 35	18277+
55	01/29/2010	@ TBL	W**	25-23-07	2-1	34P	34	1-2	2-2	32-31	1 / 30	15230
56	02/01/2010	@ FLA	W	26-23-07	3-0	15,8P,10	15	1-3	4-4	25-33	1 / 29	10843
57	02/03/2010	DET	W	27-23-07	3-1	19,28,9	28	0-2	2-3	30-47	1 / 35	15180
58	02/04/2010	@ LAK	L	27-24-07	4-6	33,50,39,20	23	0-1	0-2	22-31	32 / 1	18118+
59	02/08/2010	LAK	W	28-24-07	4-2	8P,15,11P,10	11	2-4	4-4	33-37	1 / 32	16033
60	02/10/2010	EDM	W	29-24-07	3-2	9,9P,22	22	1-7	4-4	30-39	1 / 38	14766
61	02/13/2010	@ CGY	L	29-25-07	1-3	50	12	0-2	2-2	27-38	34 / 1	19289+
62	02/14/2010	@ EDM	W	30-25-07	7-3	11,10,27P,15P,16,15P,9P	15	4-11	4-5	46-29	1 / 38	16839+
63	03/03/2010	COL	L	30-26-07	3-4	33P,8,27P	39	2-6	3-6	34-25	41 / 1	14840
64	03/06/2010	@ PHX	L	30-27-07	0-4		16	0-7	3-4	32-30	30 / 1	14965
65	03/07/2010	MTL	O**	30-27-08	3-4	10,17P,27	14	1-1	3-3	32-43	41 / 1	15883
66	03/09/2010	CBJ	L	30-28-08	2-5	17,15	51	0-7	3-6	38-29	32 / 1	13700
67	03/12/2010	NSH	L	30-29-08	0-1		6	0-2	3-4	31-28	35 / 1	15077
68	03/14/2010	SJS	W	31-29-08	4-2	10,8,17,9	17	0-6	4-4	33-33	1 / 20	16317
69	03/17/2010	CHI	W	32-29-08	4-2	9,22S,11,9	11	0-2	3-3	36-41	1 / 50	15243
70	03/19/2010	NYI	W*	33-29-08	5-4	39,17,33P,17,11	11	1-2	1-3	39-31	31 / 43	14665
71	03/21/2010	COL	W	34-29-08	5-2	33P,39,8P,50S,15P	8	3-6	3-3	33-28	1 / 41	15528
72	03/23/2010	@ CGY	L	34-30-08	1-3	27	17	0-0	1-2	23-28	34 / 1	19289+
73	03/24/2010	@ VAN	L	34-31-08	1-4	11	22	0-4	1-2	31-30	30 / 1	18810+
74	03/26/2010	@ EDM	W	35-31-08	3-2	16,10P,10P	10	2-4	6-7	40-36	31 / 38	16839+
75	03/29/2010	DAL	W	36-31-08	3-1	63P,10,28	10	1-5	2-2	46-31	31 / 32	15070
76	03/31/2010	@ COL	W	37-31-08	5-2	7,11,27,8,33	27	0-1	2-3	27-29	31 / 41	13862
77	04/02/2010	VAN	O**	37-31-09	4-5	11,8P,8P,11P	38	3-8	4-4	34-40	30 / 31	16534
78	04/03/2010	@ LAK	W**	38-31-09	2-1	11P	11	1-2	3-4	33-29	31 / 32	18118+
79	04/06/2010	LAK	O**	38-31-10	4-5	33P,8,9,8P	11	2-3	2-3	21-40	31 / 31	16278
80	04/08/2010	@ DAL	O**	38-31-11	2-3	9,9P	9	1-4	3-3	19-51	35 / 1	18009
81	04/09/2010	@ STL	L	38-32-11	3-6	39,9,39	18	0-2	2-4	26-48	50 / 31	19150+
82	04/11/2010	EDM	W	39-32-11	7-2	20,7,39,8P,20,16,28S	39	1-3	2-2	45-31	1 / 38	16392

2009-10 FINAL STATS

POS	NO.	Player	GP	TOI	G	A	P	+/-	PIM	PP	SH	GW	S	S%
RW	10	Corey Perry	82	21:03	27	49	76	0	111	6	1	2	270	10.0
C	15	Ryan Getzlaf	66	21:40	19	50	69	+4	79	8	0	5	149	12.8
R	9	Bobby Ryan	81	18:29	35	29	64	+9	81	11	0	3	258	13.6
C	11	Saku Koivu	71	18:34	19	33	52	+14	36	5	1	6	124	15.3
R	8	Teemu Selanne	54	17:19	27	21	48	+3	16	14	0	5	173	15.6
D	27	Scott Niedermayer	80	26:30	10	38	48	-9	38	5	0	2	168	6.0
D	34	James Wisniewski	69	24:20	3	27	30	-5	56	2	0	0	146	2.1
D	19	Ryan Whitney	62	24:33	4	24	28	-6	48	3	0	0	107	3.7
C	22	Todd Marchant	78	15:48	9	13	22	-16	32	0	3	1	83	10.8
RW	42	*Dan Sexton	41	13:29	9	10	19	-3	16	2	0	0	93	9.7
L	39	*Matt Beleskey	60	13:59	11	7	18	-10	35	0	0	3	123	8.9
D	7	Steve Eminger	63	19:28	4	12	16	+1	30	0	0	1	45	8.9
LW	33	^Jason Blake	26	16:02	6	9	15	-6	10	4	0	0	69	8.7
RW	14	Joffrey Lupul	23	15:57	10	4	14	+3	18	0	0	0	66	15.2
D	17	^Lubomir Visnovsky	16	25:59	5	8	13	-6	4	1	0	1	53	9.4
C	28	^Kyle Chipchura	55	12:28	6	6	12	-2	56	0	1	1	43	14.0
C	17	Petteri Nokelainen	50	12:55	4	7	11	-7	21	0	0	0	70	5.7
C	20	Ryan Carter	38	9:51	4	5	9	0	31	0	0	1	38	10.5
RW	24	Evgeny Artyukhin	37	9:04	4	5	9	0	41	0	0	0	21	19.0
D	21	Sheldon Brookbank	66	14:57	0	9	9	+10	114	0	0	0	60	0.0
R	13	Mike Brown	75	8:21	6	1	7	+1	106	0	1	2	82	7.3
R	50	*Troy Bodie	44	11:14	5	2	7	-8	80	0	1	1	58	16.6
D	4	Nick Boynton	42	16:45	1	6	7	+1	59	1	0	0	39	2.6
R	16	George Parros	57	6:00	4	0	4	+4	136	0	0	0	25	16.0
D	53	Brett Festerling	42	12:30	0	3	3	+1	15	0	0	0	25	0.0
C	63	*Nick Bonino	9	14:13	1	1	2	0	6	1	0	0	14	7.1
D	60	Brendan Mikkelson	28	14:59	0	2	2	-5	14	0	0	0	21	0.0
D	4	^Aaron Ward	17	14:26	0	2	2	+2	8	0	0	0	9	0.0
LW	32	Kyle Calder	14	14:07	0	2	2	-7	8	0	0	0	20	0.0
D	41	^Nathan Ostryck	3	10:34	0	0	0	-1	2	0	0	0	1	0.0
C	48	Andrew Ebbett	2	12:54	0	0	0	-1	0	0	0	0	1	0.0
C	26	Erik Christensen	9	11:26	0	0	0	-3	2	0	0	0	9	0.0
D	5	Luca Sbisa	8	12:37	0	0	0	-1	6	0	0	0	3	0.0
C	67	*MacGregor Sharp	8	4:09	0	0	0	0	0	0	0	0	6	0.0

NO.	PLAYER	GP	MIN	GAA	W	L	OT	SO	GA	SA	SV%	G	A	PIM
1	Jonas Hiller	59	3338	2.73	30	23	4	2	152	1860	.918	0	2	0
31	^Curtis McElhinney	10	521	2.76	5	1	2	0	24	288	.917	0	0	0
35	Jean-Sebastien Giguere	20	1108	3.14	4	8	5	1	58	580	.900	0	0	2

* Rookie

^ Acquired Midseason

NHL PLAYERS ACQUIRED MID-SEASON

POS	NO.	Player	TEAM	GP	TOI	G	A	P	+/-	PIM	PP	SH	GW	S	S%
LW	33	Jason Blake	TOR	56	15:50	10	16	26	-4	26	2	0	0	170	5.9
			ANA	26	16:02	6	9	15	-6	10	4	0	0	69	8.7
			TOTAL	82	15:54	16	25	41	-10	36	6	0	2	239	6.7
C	28	Kyle Chipchura	MTL	19	8:37	0	0	0	-10	16	0	0	0	11	0.0
			ANA	55	12:28	6	6	12	-2	56	0	1	1	43	14.0
			TOTAL	74	11:29	6	6	12	-12	72	0	1	1	54	11.1
D	17	Lubomir Visnovsky	EDM	57	20:45	10	22	32	-4	16	4	0	1	78	12.8
			ANA	16	25:59	5	8	13	-6	4	1	0	1	53	9.4
			TOTAL	73	21:54	15	30	45	-10	20	5	0	2	131	11.5
D	4	Aaron Ward	CAR	60	18:06	1	10	11	-17	54	0	0	0	32	3.1
			ANA	17	14:26	0	2	2	+2	8	0	0	0	9	0.0
			TOTAL	77	17:18	1	12	13	-15	62	0	0	0	41	2.4

NO.	PLAYER	TEAM	GP	MIN	GAA	W	L	OT	SO	GA	SA	SV%	G	A	PIM
31	Curtis McElhinney	CGY	10	502	3.23	3	4	0	0	27	235	.885	0	0	0
		ANA	10	521	2.76	5	1	2	0	24	288	.917	0	0	0
		TOTAL	20	1023	2.99	8	5	2	0	51	523	.902	0	0	0

2009-10 PLAYER GAME-BY-GAME

BLAKE (w/TOR)

Oct. 1	vs. MTL	0-1	4/-	20:17
Oct. 3	@ WSH	0-0	2/-	13:44
Oct. 6	vs. OTT	0-0	1/0	18:08
Oct. 10	vs. PIT	0-0	3/-2	14:46
Oct. 12	@ NYR	1-0	5/-2	16:33
Oct. 13	vs. COL	0-0	3/0	14:10
Oct. 17	vs. NYR	0-0	6/-1	14:43
Oct. 24	@ VAN	0-0	4/0	15:25
Oct. 26	@ ANA	0-1	3/0	12:44
Oct. 28	@ DAL	0-3	5/-2	15:43
Oct. 30	@ BUF	0-0	1/1	16:37
Oct. 31	@ MTL	0-1	3/1	21:11
Nov. 3	vs. TB	0-0	2/-2	21:32
Nov. 6	@ CAR	1-1w	8/1	19:11
Nov. 7	vs. DET	0-1	4/1	18:15
Nov. 10	vs. MIN	0-0	1/-1	16:11
Nov. 13	@ CHI	0-0	3/1	19:44
Nov. 14	vs. CGY	0-1	3/0	16:27
Nov. 17	@ OTT	0-1	1/0	12:49
Nov. 19	@ CAR	0-1	4/0	16:20
Nov. 21	vs. WSH	0-1	3/1	16:06
Nov. 23	vs. NYI	0-0	4/-2	17:06
Nov. 25	vs. TB	0-0	1/0	12:00
Nov. 27	@ FLA	0-0	2/0	10:24
Nov. 30	vs. BUF	0-0	2/0	12:54
Dec. 1	@ MTL	0-0	1/1	12:50
Dec. 3	@ CBJ	2-0	6/2	14:02
Dec. 5	@ BOS	0-1	5/1	17:01
Dec. 7	vs. ATL	0-0	2/1	14:23
Dec. 9	vs. NYI	1-0w	6/1	14:45
Dec. 10	@ BOS	0-1	5/0	16:02
Dec. 12	vs. WSH	0-0	3/0	13:38
Dec. 14	vs. OTT	1-1	5/1	17:21
Dec. 16	vs. PHX	0-0	2/-3	14:15
Dec. 18	@ BUF	0-0	1/2	12:36
Dec. 19	vs. BOS	1-0	2/1	13:24
Dec. 21	vs. BUF	0-0	3/0	16:54
Dec. 23	@ NYI	0-0	2/0	16:04
Dec. 26	vs. MTL	1-0	5/1	14:01
Dec. 27	@ PIT	1-0	5/2	14:00
Dec. 30	@ EDM	0-0	1/-1	15:49
Jan. 2	@ CGY	1-0	4/0	15:49
Jan. 5	vs. FLA	0-0	3/0	15:24
Jan. 6	@ PHI	0-0	1/2	15:13
Jan. 8	@ BUF	0-0	4/1	15:37
Jan. 9	vs. PIT	0-0	2/0	18:21
Jan. 12	vs. CAR	0-0	4/1	19:53
Jan. 14	vs. PHI	0-1	4/1	18:31
Jan. 15	@ WSH	0-0	1/-1	14:10
Jan. 18	@ NSH	0-0	4/-1	17:19
Jan. 19	@ ATL	0-0	1/0	13:36
Jan. 21	@ TB	0-0	3/-1	17:06
Jan. 23	@ FLA	0-0	1/0	16:13
Jan. 26	vs. LA	0-0	0/-1	17:53
Jan. 29	@ NJ	0-0	1/-1	15:15
Jan. 30	vs. VAN	0-0	5/-1	16:31
Jan. 31	Acquired by Anaheim			
Feb. 1	@ FLA	0-0	2/0	14:03
Feb. 3	vs. DET	0-0	3/0	14:08
Feb. 4	@ LA	1-1	4/1	16:23
Feb. 8	vs. LA	0-0	2/0	15:08
Feb. 10	vs. EDM	0-0	4/-1	16:06
Feb. 13	@ CGY	0-0	2/-3	14:03
Feb. 14	@ EDM	0-1	2/-1	18:13
Mar. 3	vs. COL	1-1	5/1	15:32
Mar. 6	@ PHX	0-0	5/0	15:34
Mar. 7	vs. MTL	0-0	2/0	18:16
Mar. 9	vs. CBJ	0-0	2/0	18:52
Mar. 12	vs. NSH	0-0	1/0	16:29
Mar. 14	vs. SJ	0-0	2/-1	11:39
Mar. 17	vs. CHI	0-0	1/-1	13:01
Mar. 19	vs. NYI	1-0	2/1	12:51
Mar. 21	vs. COL	1-0	2/-1	13:01
Mar. 23	@ CGY	0-0	3/-1	16:40
Mar. 24	@ VAN	0-0	5/-1	13:48
Mar. 26	@ EDM	DND		
Mar. 29	vs. DAL	0-0	2/0	16:09
Mar. 31	@ COL	1-4	5/4	14:14
Apr. 2	vs. VAN	0-1	4/0	20:50
Apr. 3	@ LA	0-0	0/0	18:49
Apr. 6	vs. LA	1-1	4/0	17:18
Apr. 8	@ DAL	0-0	1/0	20:40
Apr. 9	@ STL	0-0	1/-3	16:24
Apr. 11	vs. EDM	0-0	3/0	18:47

BROOKBANK

Oct. 3	vs. SJ	0-0	0/-1	8:16
Oct. 6	@ MIN	DND		
Oct. 8	@ BOS	DND		
Oct. 10	@ PHI	DND		
Oct. 11	@ NYR	0-0	0/0	13:03
Oct. 14	vs. MIN	DND		
Oct. 17	vs. STL	0-0	1/0	14:38
Oct. 21	vs. DAL	DND		
Oct. 24	vs. CBJ	0-0	1/-1	12:52
Oct. 26	vs. TOR	DND		
Oct. 30	vs. VAN	DND		
Oct. 31	@ PHX	DND		
Nov. 3	vs. PIT	0-0	1/-1	13:26
Nov. 5	vs. NSH	0-0	0/0	16:11
Nov. 7	vs. PHX	DND		
Nov. 11	@ NJ	DND		
Nov. 13	@ CBJ	0-0	0/0	1:49
Nov. 14	@ DET	0-0	0/0	1:48
Nov. 16	@ PIT	0-0	0/0	2:05
Nov. 19	vs. TB	0-0	1/-1	18:26
Nov. 21	vs. SJ	DND		
Nov. 23	vs. CGY	DND		
Nov. 25	vs. CAR	DND		
Nov. 27	vs. CHI	DND		
Nov. 29	vs. PHX	DND		
Dec. 1	vs. LA	DND		
Dec. 3	@ DAL	0-0	1/0	13:02
Dec. 4	@ MIN	0-0	2/0	14:47
Dec. 6	vs. OTT	0-0	2/2	16:03
Dec. 8	vs. DAL	0-0	1/0	13:57
Dec. 11	@ DET	0-1	0/1	10:08
Dec. 12	@ CBJ	0-1	1/1	12:23
Dec. 16	@ VAN	0-1	2/1	17:15
Dec. 17	@ SJ	0-0	0/0	14:55
Dec. 19	vs. PHX	0-0	0/1	15:44
Dec. 22	@ COL	0-0	0/2	16:15
Dec. 23	@ PHX	0-0	1/0	17:56
Dec. 26	@ SJ	0-0	1/0	16:31
Dec. 29	vs. MIN	0-0	0/0	22:00
Dec. 31	@ DAL	0-0	1/-2	17:40
Jan. 2	@ NSH	0-0	2/-1	17:58
Jan. 3	@ CHI	0-2	0/1	15:10
Jan. 5	vs. DET	0-1	0/2	13:47
Jan. 7	vs. STL	0-0	0/1	13:04
Jan. 9	@ NSH	0-0	0/1	13:53
Jan. 10	@ CHI	0-0	0/1	13:47
Jan. 13	vs. BOS	0-0	1/0	14:27
Jan. 14	@ LA	0-0	0/-1	12:07
Jan. 17	vs. CGY	0-2	0/2	11:31
Jan. 19	vs. BUF	0-0	1/1	14:34
Jan. 21	@ SJ	0-0	0/0	12:55
Jan. 23	@ STL	0-0	1/1	14:09
Jan. 26	@ ATL	0-0	1/0	11:43
Jan. 27	@ WSH	0-1	1/0	14:31
Jan. 29	@ TB	0-0	1/0	15:27
Feb. 1	@ FLA	0-0	2/0	15:17
Feb. 3	vs. DET	0-0	1/0	12:58
Feb. 4	@ LA	0-0	1/0	14:13
Feb. 8	vs. LA	0-0	0/0	10:39
Feb. 10	vs. EDM	0-0	0/0	11:01
Feb. 13	@ CGY	0-0	1/-2	13:34
Feb. 14	@ EDM	0-0	2/2	10:59
Mar. 3	vs. COL	0-0	2/0	24:00
Mar. 6	@ PHX	0-0	1/-1	8:11
Mar. 7	vs. MTL	0-0	3/0	16:16
Mar. 9	vs. CBJ	0-0	1/0	11:40
Mar. 12	vs. NSH	0-0	2/0	18:28
Mar. 14	vs. SJ	0-0	0/-1	15:06
Mar. 17	vs. CHI	0-0	2/0	19:32
Mar. 19	vs. NYI	0-0	2/1	20:14
Mar. 21	vs. COL	0-0	2/0	21:23
Mar. 23	@ CGY	0-0	1/0	19:24
Mar. 24	@ VAN	0-0	1/-1	17:51
Mar. 26	@ EDM	0-0	3/-1	23:27
Mar. 29	vs. DAL	0-0	0/0	15:37
Mar. 31	@ COL	0-0	1/0	19:38
Apr. 2	vs. VAN	0-0	2/-2	21:12
Apr. 3	@ LA	0-0	2/0	13:10
Apr. 6	vs. LA	0-0	1/0	16:41
Apr. 8	@ DAL	0-0	0/1	26:51
Apr. 9	@ STL	0-0	0/1	20:03
Apr. 11	vs. EDM	0-0	3/2	19:46

CARTER

Oct. 3	vs. SJ	0-0	0/0	11:34
Oct. 6	@ MIN	0-0	0/0	6:23
Oct. 8	@ BOS	0-0	0/-1	13:02
Oct. 10	@ PHI	0-0	2/0	7:15
Oct. 11	@ NYR	0-0	1/0	8:36
Oct. 14	vs. MIN	1-0w	1/1	6:33
Oct. 17	vs. STL	0-0	1/-	8:56
Oct. 21	vs. DAL	INJ		
Oct. 24	vs. CBJ	INJ		
Oct. 26	vs. TOR	INJ		
Oct. 30	vs. VAN	0-2	3/2	15:53
Oct. 31	@ PHX	0-0	0/0	1/-1 9:46
Nov. 3	vs. PIT	0-0	2/-1	11:43
Nov. 5	vs. NSH	0-0	2/0	8:10
Nov. 7	vs. PHX	0-0	0/0	5:10
Nov. 11	@ NJ	0-0	2/0	11:48
Nov. 13	@ CBJ	INJ		
Nov. 14	@ DET	INJ		
Nov. 16	@ PIT	INJ		
Nov. 19	vs. TB	INJ		
Nov. 21	vs. SJ	INJ		
Nov. 23	vs. CGY	INJ		
Nov. 25	vs. CAR	INJ		
Nov. 27	vs. CHI	INJ		
Nov. 29	vs. PHX	INJ		
Dec. 1	vs. LA	INJ		
Dec. 3	@ DAL	INJ		
Dec. 4	@ MIN	INJ		
Dec. 6	vs. OTT	INJ		
Dec. 8	vs. DAL	INJ		
Dec. 11	@ DET	INJ		
Dec. 12	@ CBJ	INJ		
Dec. 16	@ VAN	INJ		
Dec. 17	@ SJ	INJ		
Dec. 19	vs. PHX	INJ		
Dec. 22	@ COL	INJ		
Dec. 23	@ PHX	INJ		
Dec. 26	@ SJ	INJ		
Dec. 29	vs. MIN	0-0	1/0	16:55
Dec. 31	@ DAL	0-0	1/0	12:50
Jan. 2	@ NSH	0-0	1/-1	11:34
Jan. 3	@ CHI	0-0	0/-1	12:57
Jan. 5	vs. DET	DND		
Jan. 7	vs. STL	DND		
Jan. 9	@ NSH	DND		
Jan. 10	@ CHI	DND		
Jan. 13	vs. BOS	DND		
Jan. 14	@ LA	0-0	1/-1	9:22
Jan. 17	vs. CGY	0-0	0/1	5:39
Jan. 19	vs. BUF	0-0	0/1	5:22
Jan. 21	@ SJ	0-0	0/0	4:23
Jan. 23	@ STL	0-0	2/1	10:24
Jan. 26	@ ATL	0-0	0/0	6:26
Jan. 27	@ WSH	DND		
Jan. 29	@ TB	0-0	0/0	7:46
Feb. 1	@ FLA	0-0	1/0	9:18
Feb. 3	vs. DET	0-0	1/0	6:58
Feb. 4	@ LA	1-0	1/1	10:39
Feb. 8	vs. LA	0-0	1/0	10:38
Feb. 10	vs. EDM	0-0	0/0	9:19
Feb. 13	@ CGY	0-0	5/0	13:02
Feb. 14	@ EDM	DND		
Mar. 3	vs. COL	0-0	1/0	3:59
Mar. 6	@ PHX	0-0	1/-1	6:37
Mar. 7	vs. MTL	DND		
Mar. 9	vs. CBJ	DND		
Mar. 12	vs. NSH	DND		
Mar. 14	vs. SJ	DND		
Mar. 17	vs. CHI	0-1	0/0	12:51
Mar. 19	vs. NYI	0-0	0/0	3:17
Mar. 21	vs. COL	DND		
Mar. 23	@ CGY	DND		
Mar. 24	@ VAN	DND		
Mar. 26	@ EDM	0-1	0/1	12:47
Mar. 29	vs. DAL	DND		
Mar. 31	@ COL	DND		
Apr. 2	vs. VAN	DND		
Apr. 3	@ LA	DND		
Apr. 6	vs. LA	DND		
Apr. 8	@ DAL	0-1	0/-1	13:44
Apr. 9	@ STL	0-0	3/-2	19:16
Apr. 11	vs. EDM	2-0	3/3	13:34

2009-10 PLAYER GAME-BY-GAME

CHIPCHURA (w/MTL)

Oct. 1	@ TOR	DND			
Oct. 3	@ BUF	DND			
Oct. 6	@ CGY	0-0	0/3	4:55	
Oct. 7	@ VAN	0-0	2/1	12:49	
Oct. 10	@ EDM	0-0	0/1	10:48	
Oct. 15	vs. COL	0-0	0/0	8:46	
Oct. 17	vs. OTT	0-0	0/1	10:31	
Oct. 20	vs. ATL	0-0	0/0	6:44	
Oct. 22	vs. NYI	0-0	2/0	11:36	
Oct. 24	vs. NYR	0-0	2/0	12:39	
Oct. 26	vs. NYI	0-0	1/0	13:32	
Oct. 28	@ PIT	0-0	0/1	12:22	
Oct. 30	@ CHI	0-0	0/0	8:45	
Oct. 31	vs. TOR	0-0	0/0	9:37	
Nov. 3	vs. ATL	0-0	1/1	11:06	
Nov. 5	@ BOS	DND			
Nov. 7	vs. TB	DND			
Nov. 10	vs. CGY	DND			
Nov. 12	@ PHX	DND			
Nov. 14	@ NSH	0-0	1/0	7:13	
Nov. 17	vs. CAR	DND			
Nov. 20	@ WSH	DND			
Nov. 21	vs. DET	0-0	0/0	6:21	
Nov. 24	vs. CBJ	0-0	0/0	3:53	
Nov. 25	@ PIT	0-0	0/0	5:12	
Nov. 28	vs. WSH	0-0	2/0	5:09	
Dec. 1	vs. TOR	0-0	0/2	1:59	
Dec. 2	Acquired by Anaheim				
Dec. 3	@ DAL	DND			
Dec. 4	@ MIN	0-0	0/0	5:47	
Dec. 6	vs. OTT	0-0	0/1	4:17	
Dec. 8	vs. DAL	0-0	2/0	8:54	
Dec. 11	@ DET	0-0	0/0	8:33	
Dec. 12	@ CBJ	0-0	0/0	12:38	
Dec. 16	@ VAN	0-0	0/0	10:31	
Dec. 17	@ SJ	0-0	2/1	12:34	
Dec. 19	vs. PHX	1-0	2/1	15:34	
Dec. 22	@ COL	0-0	1/0	11:34	
Dec. 23	@ PHX	0-0	1/0	13:43	
Dec. 26	@ SJ	1-0	2/1	12:13	
Dec. 29	vs. MIN	0-0	0/1	19:26	
Dec. 31	@ DAL	0-0	1/0	14:28	
Jan. 2	@ NSH	0-0	3/1	13:49	
Jan. 3	@ CHI	0-0	1/2	11:53	
Jan. 5	vs. DET	1-0	1/1	12:48	
Jan. 7	vs. STL	0-0	1/0	12:19	
Jan. 9	@ NSH	0-0	0/0	15:17	
Jan. 10	@ CHI	0-0	1/0	17:19	
Jan. 13	vs. BOS	0-0	0/1	14:00	
Jan. 14	@ LA	0-0	1/1	15:09	
Jan. 17	vs. CGY	0-1	2/1	17:15	
Jan. 19	vs. BUF	0-0	0/0	20:08	
Jan. 21	@ SJ	0-1	1/0	15:14	
Jan. 23	@ STL	0-0	1/0	15:30	
Jan. 26	@ ATL	0-0	2/0	14:17	
Jan. 27	@ WSH	0-0	0/1	10:59	
Jan. 29	@ TB	0-0	1/0	14:31	
Feb. 1	@ FLA	0-0	0/0	15:21	
Feb. 3	vs. DET	1-0w	1/1	15:33	
Feb. 4	@ LA	0-0	0/0	9:07	
Feb. 8	vs. LA	0-0	0/0	14:46	
Feb. 10	vs. EDM	0-0	0/1	16:54	
Feb. 13	@ CGY	0-1	0/1	13:16	
Feb. 14	@ EDM	0-0	0/1	10:04	
Mar. 3	vs. COL	0-0	0/0	6:41	
Mar. 6	@ PHX	0-0	2/1	13:22	
Mar. 7	vs. MTL	0-0	1/0	10:49	
Mar. 9	vs. CBJ	0-0	0/0	8:36	
Mar. 12	vs. NSH	0-0	1/0	9:54	
Mar. 14	vs. SJ	0-0	0/0	12:40	
Mar. 17	vs. CHI	0-1	0/1	12:36	
Mar. 19	vs. NYI	0-1	0/0	5:21	
Mar. 21	vs. COL	0-0	2/0	10:41	
Mar. 23	@ CGY	0-0	0/0	5:15	
Mar. 24	@ VAN	0-0	0/0	10:22	
Mar. 26	@ EDM	0-0	2/1	14:15	
Mar. 29	vs. DAL	1-0	1/1	11:20	
Mar. 31	@ COL	0-0	1/0	11:14	
Apr. 2	vs. VAN	0-0	0/0	12:33	
Apr. 3	@ LA	0-0	0/0	9:54	
Apr. 6	vs. LA	0-0	1/1	11:58	
Apr. 8	@ DAL	0-0	1/0	14:24	
Apr. 9	@ STL	0-0	0/1	14:37	
Apr. 11	vs. EDM	1-1	4/1	14:12	

GETZLAF

Oct. 3	vs. SJ	0-1	1/2	18:38	
Oct. 6	@ MIN	0-1	2/1	22:16	
Oct. 8	@ BOS	0-0	5/2	21:06	
Oct. 10	@ PHI	0-1	1/1	25:36	
Oct. 11	@ NYR	0-0	0/1	22:16	
Oct. 14	vs. MIN	0-0	3/0	24:40	
Oct. 17	vs. STL	0-0	1/1	22:20	
Oct. 21	vs. DAL	1-0	5/1	24:30	
Oct. 24	vs. CBJ	0-3	3/0	21:56	
Oct. 26	vs. TOR	0-1	2/1	22:56	
Oct. 30	vs. VAN	0-2	0/1	15:13	
Oct. 31	@ PHX	0-1	5/0	25:29	
Nov. 3	vs. PIT	0-1	2/1	19:42	
Nov. 5	vs. NSH	0-2	1/1	21:38	
Nov. 7	vs. PHX	0-1	1/1	21:30	
Nov. 11	@ NJ	0-1	2/1	22:47	
Nov. 13	@ CBJ	0-2	2/1	28:26	
Nov. 14	@ DET	1-3	2/1	25:23	
Nov. 16	@ PIT	0-0	2/2	24:37	
Nov. 19	vs. TB	1-2	2/1	24:12	
Nov. 21	vs. SJ	0-0	1/1	23:18	
Nov. 23	vs. CGY	1-0	3/0	23:56	
Nov. 25	vs. CAR	0-0	3/0	24:27	
Nov. 27	vs. CHI	0-1	3/0	20:09	
Nov. 29	vs. PHX	1-0	4/1	21:06	
Dec. 1	vs. LA	0-2	3/1	24:16	
Dec. 3	@ DAL	0-0	1/2	21:29	
Dec. 4	@ MIN	0-3	1/1	25:57	
Dec. 6	vs. OTT	1-1	3/2	24:27	
Dec. 8	vs. DAL	0-1	1/0	23:58	
Dec. 11	@ DET	0-0	2/0	14:41	
Dec. 12	@ CBJ	0-0	3/1	21:51	
Dec. 16	@ VAN	1-0	5/1	22:40	
Dec. 17	@ SJ	1-0	2/2	18:47	
Dec. 19	vs. PHX	1-0w	4/1	19:22	
Dec. 22	@ COL	1-1w	4/2	23:05	
Dec. 23	@ PHX	0-0	2/0	21:57	
Dec. 26	@ SJ	0-0	2/1	16:48	
Dec. 29	vs. MIN	INJ			
Dec. 31	@ DAL	INJ			
Jan. 2	@ NSH	INJ			
Jan. 3	@ CHI	INJ			
Jan. 5	vs. DET	0-1	4/2	22:15	
Jan. 7	vs. STL	0-0	2/1	23:03	
Jan. 9	@ NSH	1-1w	1/1	19:00	
Jan. 10	@ CHI	0-0	2/0	20:47	
Jan. 13	vs. BOS	1-0	3/0	19:06	
Jan. 14	@ LA	0-0	2/2	19:27	
Jan. 17	vs. CGY	0-1	1/1	23:33	
Jan. 19	vs. BUF	1-1	1/0	19:04	
Jan. 21	@ SJ	0-0	2/1	24:57	
Jan. 23	@ STL	0-1	6/1	27:37	
Jan. 26	@ ATL	0-0	5/0	22:22	
Jan. 27	@ WSH	0-0	1/1	21:20	
Jan. 29	@ TB	0-1	1/0	22:32	
Feb. 1	@ FLA	1-1w	2/2	19:09	
Feb. 3	vs. DET	0-2	1/2	19:12	
Feb. 4	@ LA	0-2	1/0	24:15	
Feb. 8	vs. LA	1-0	3/1	11:22	
Feb. 10	vs. EDM	INJ			
Feb. 13	@ CGY	INJ			
Feb. 14	@ EDM	2-2w	6/1	19:28	
Mar. 3	vs. COL	0-0	3/1	23:41	
Mar. 6	@ PHX	0-0	2/0	20:26	
Mar. 7	vs. MTL	0-2	1/0	18:27	
Mar. 9	vs. CBJ	1-1	4/2	19:13	
Mar. 12	vs. NSH	0-0	0/0	23:13	
Mar. 14	vs. SJ	0-1	2/1	15:34	
Mar. 17	vs. CHI	INJ			
Mar. 19	vs. NYI	0-1	2/0	25:37	
Mar. 21	vs. COL	1-1	2/0	20:51	
Mar. 23	@ CGY	0-0	0/1	23:25	
Mar. 24	@ VAN	0-0	0/1	13:59	
Mar. 26	@ EDM	INJ			
Mar. 29	vs. DAL	INJ			
Mar. 31	@ COL	INJ			
Apr. 2	vs. VAN	INJ			
Apr. 3	@ LA	INJ			
Apr. 6	vs. LA	INJ			
Apr. 8	@ DAL	INJ			
Apr. 9	@ STL	INJ			
Apr. 11	vs. EDM	INJ			

HILLER

Oct. 3	vs. SJ	4/37	L	60	
Oct. 6	@ MIN	DNP			
Oct. 8	@ BOS	1/34	W	60	
Oct. 10	@ PHI	2/35	W	64	
Oct. 11	@ NYR	DNP			
Oct. 14	vs. MIN	2/34	W	60	
Oct. 17	vs. STL	3/12	L	25	
Oct. 21	vs. DAL	3/37	L	59	
Oct. 24	vs. CBJ	0/1	3		
Oct. 26	vs. TOR	6/39	L	60	
Oct. 30	vs. VAN	2/38	W	60	
Oct. 31	@ PHX	2/32	O	65	
Nov. 3	vs. PIT	4/27	L	59	
Nov. 5	vs. NSH	0/40	W	60	
Nov. 7	vs. PHX	3/30	W	60	
Nov. 11	@ NJ	3/25	L	59	
Nov. 13	@ CBJ	DNP			
Nov. 14	@ DET	6/36	L	58	
Nov. 16	@ PIT	DNP			
Nov. 19	vs. TB	3/24	W	61	
Nov. 21	vs. SJ	3/36	L	60	
Nov. 23	vs. CGY	DNP			
Nov. 25	vs. CAR	DNP			
Nov. 27	vs. CHI	DNP			
Nov. 29	vs. PHX	DNP			
Dec. 1	vs. LA	4/42	L	58	
Dec. 3	@ DAL	DNP			
Dec. 4	@ MIN	4/29	O	65	
Dec. 6	vs. OTT	DNP			
Dec. 8	vs. DAL	DNP			
Dec. 11	@ DET	DNP			
Dec. 12	@ CBJ	1/36	W	60	
Dec. 16	@ VAN	2/30	W	60	
Dec. 17	@ SJ	DNP			
Dec. 19	vs. PHX	2/41	W	60	
Dec. 22	@ COL	2/17	W	60	
Dec. 23	@ PHX	3/28	L	52	
Dec. 26	@ SJ	DNP			
Dec. 29	vs. MIN	2/31	W	60	
Dec. 31	@ DAL	5/42	L	59	
Jan. 2	@ NSH	2/35	L	59	
Jan. 3	@ CHI	DNP			
Jan. 5	vs. DET	1/39	W	60	
Jan. 7	vs. STL	2/22	W	60	
Jan. 9	@ NSH	2/27	W	60	
Jan. 10	@ CHI	1/43	W	60	
Jan. 13	vs. BOS	3/30	W	60	
Jan. 14	@ LA	3/13	L	33	
Jan. 17	vs. CGY	4/37	W	60	
Jan. 19	vs. BUF	4/45	W	60	
Jan. 21	@ SJ	2/24	L	58	
Jan. 23	@ STL	3/21	W	65	
Jan. 26	@ ATL	2/34	L	59	
Jan. 27	@ WSH	DNP			
Jan. 29	@ TB	1/31	W	65	
Feb. 1	@ FLA	0/33	W	60	
Feb. 3	vs. DET	1/47	W	60	
Feb. 4	@ LA	6/31	L	60	
Feb. 8	vs. LA	2/37	W	60	
Feb. 10	vs. EDM	2/39	W	60	
Feb. 13	@ CGY	3/38	L	58	
Feb. 14	@ EDM	3/29	W	60	
Mar. 3	vs. COL	4/25	L	59	
Mar. 6	@ PHX	4/30	L	60	
Mar. 7	vs. MTL	3/43	O	65	
Mar. 9	vs. CBJ	3/20	L	33	
Mar. 12	vs. NSH	1/28	L	59	
Mar. 14	vs. SJ	2/33	W	60	
Mar. 17	vs. CHI	2/41	W	60	
Mar. 19	vs. NYI	3/17	23		
Mar. 21	vs. COL	2/28	W	60	
Mar. 23	@ CGY	3/28	L	58	
Mar. 24	@ VAN	3/29	L	59	
Mar. 26	@ EDM	DNP			
Mar. 29	vs. DAL	INJ			
Mar. 31	@ COL	INJ			
Apr. 2	vs. VAN	INJ			
Apr. 3	@ LA	INJ			
Apr. 6	vs. LA	INJ			
Apr. 8	@ DAL	2/51	O	65	
Apr. 9	@ STL	DNP			
Apr. 11	vs. EDM	1/19	W	35	

2009-10 PLAYER GAME-BY-GAME

KOIVU					LUPUL					LYDMAN (w/BUF)				
Oct. 3	vs. SJ	0-0	1/0	20:36	Oct. 3	vs. SJ	0-0	2/0	18:42	Oct. 3	vs. MTL	INJ		
Oct. 6	@ MIN	1-0	3/1	19:17	Oct. 6	@ MIN	1-0	1/1	11:10	Oct. 8	vs. PHX	INJ		
Oct. 8	@ BOS	0-1	1/1	15:48	Oct. 8	@ BOS	0-2	2/2	14:55	Oct. 10	@ NSH	INJ		
Oct. 10	@ PHI	0-0	2/2	22:10	Oct. 10	@ PHI	0-0	5/0	14:46	Oct. 13	vs. DET	0-0	1/0	16:49
Oct. 11	@ NYR	0-0	1/1	22:10	Oct. 11	@ NYR	0-0	1/-1	17:36	Oct. 16	vs. NYI	0-0	0/0	23:30
Oct. 14	vs. MIN	0-0	6/0	22:37	Oct. 14	vs. MIN	0-0	1/0	15:03	Oct. 17	vs. ATL	0-0	3/0	19:30
Oct. 17	vs. STL	0-0	3/-2	19:38	Oct. 17	vs. STL	0-0	3/-1	15:34	Oct. 21	@ FLA	0-0	2/1	17:50
Oct. 21	vs. DAL	0-0	2/-1	21:14	Oct. 21	vs. DAL	1-0	4/1	19:06	Oct. 24	@ TB	INJ		
Oct. 24	vs. CBJ	0-1	1/-2	18:08	Oct. 24	vs. CBJ	2-0	2/-1	16:39	Oct. 28	@ NYI	INJ		
Oct. 26	vs. TOR	0-0	0/0	16:48	Oct. 26	vs. TOR	0-0	2/-1	16:13	Oct. 30	@ MIN	INJ		
Oct. 30	vs. VAN	0-1	1/1	14:43	Oct. 30	vs. VAN	1-1	3/1	13:28	Oct. 31	@ NYI	INJ		
Oct. 31	@ PHX	0-1	3/1	20:01	Oct. 31	@ PHX	0-0	4/1	16:45	Nov. 4	vs. NYI	INJ		
Nov. 3	vs. PIT	1-0	3/1	16:38	Nov. 3	vs. PIT	0-0	5/1	15:24	Nov. 6	vs. PHI	INJ		
Nov. 5	vs. NSH	0-2	0/1	15:27	Nov. 5	vs. NSH	0-0	3/0	12:59	Nov. 7	@ BOS	INJ		
Nov. 7	vs. PHX	0-0	0/0	18:15	Nov. 7	vs. PHX	0-0	6/0	18:41	Nov. 11	vs. EDM	INJ		
Nov. 11	@ NJ	INJ			Nov. 11	@ NJ	0-0	2/0	13:56	Nov. 13	vs. CGY	INJ		
Nov. 13	@ CBJ	INJ			Nov. 13	@ CBJ	0-0	3/-1	16:31	Nov. 14	@ PHI	INJ		
Nov. 14	@ DET	INJ			Nov. 14	@ DET	1-0	3/-1	14:23	Nov. 18	vs. FLA	INJ		
Nov. 16	@ PIT	INJ			Nov. 16	@ PIT	0-0	2/-1	9:48	Nov. 20	vs. BOS	0-0	0/0	18:20
Nov. 19	vs. TB	INJ			Nov. 19	vs. TB	0-1	2/-1	12:28	Nov. 21	@ OTT	0-0	2/-3	13:12
Nov. 21	vs. SJ	0-1	4/0	16:50	Nov. 21	vs. SJ	INJ			Nov. 25	@ WSH	0-0	1/-1	16:13
Nov. 23	vs. CGY	0-0	4/0	21:54	Nov. 23	vs. CGY	INJ			Nov. 27	@ PHI	0-1	0/1	15:45
Nov. 25	vs. CAR	0-1	0/1	18:03	Nov. 25	vs. CAR	INJ			Nov. 28	vs. CAR	0-0	0/1	19:22
Nov. 27	vs. CHI	0-0	2/0	17:40	Nov. 27	vs. CHI	INJ			Nov. 30	@ TOR	0-0	2/1	16:53
Nov. 29	vs. PHX	0-0	1/-1	17:15	Nov. 29	vs. PHX	INJ			Dec. 3	vs. MTL	0-0	2/1	17:41
Dec. 1	vs. LA	0-0	0/-2	18:23	Dec. 1	vs. LA	INJ			Dec. 5	vs. NYR	0-0	1/0	16:01
Dec. 3	@ DAL	1-0	3/1	18:08	Dec. 3	@ DAL	INJ			Dec. 7	vs. NJ	0-0	0/0	17:54
Dec. 4	@ MIN	0-0	1/0	14:37	Dec. 4	@ MIN	2-0	2/2	19:19	Dec. 9	vs. WSH	0-0	1/0	16:56
Dec. 6	vs. OTT	0-0	3/-1	20:19	Dec. 6	vs. OTT	1-0	5/2	22:35	Dec. 11	vs. CHI	0-0	0/-1	14:51
Dec. 8	vs. DAL	1-1w	3/3	17:57	Dec. 8	vs. DAL	1-0	3/0	21:02	Dec. 12	@ NYR	0-1	1/1	14:09
Dec. 11	@ DET	1-1	1/2	19:14	Dec. 11	@ DET	INJ			Dec. 14	@ MTL	0-0	1/1	14:48
Dec. 12	@ CBJ	0-1	0/2	18:57	Dec. 12	@ CBJ	INJ			Dec. 16	@ OTT	0-0	0/0	13:41
Dec. 16	@ VAN	1-1w	1/-1	17:49	Dec. 16	@ VAN	INJ			Dec. 18	vs. TOR	1-1	1/2	17:09
Dec. 17	@ SJ	0-0	0/0	16:47	Dec. 17	@ SJ	INJ			Dec. 19	vs. PIT	0-1	1/1	13:56
Dec. 19	vs. PHX	0-0	2/-1	19:35	Dec. 19	vs. PHX	INJ			Dec. 21	@ TOR	0-0	2/1	21:15
Dec. 22	@ COL	0-1	1/2	17:28	Dec. 22	@ COL	INJ			Dec. 23	@ WSH	0-0	1/0	17:46
Dec. 23	@ PHX	0-0	0/-3	13:38	Dec. 23	@ PHX	INJ			Dec. 26	vs. OTT	0-0	0/0	17:28
Dec. 26	@ SJ	0-0	3/-2	16:10	Dec. 26	@ SJ	INJ			Dec. 27	@ STL	0-0	0/1	19:45
Dec. 29	vs. MIN	0-2	2/3	20:26	Dec. 29	vs. MIN	INJ			Dec. 29	vs. PIT	0-0	2/0	19:43
Dec. 31	@ DAL	2-0	3/0	22:42	Dec. 31	@ DAL	INJ			Jan. 1	vs. ATL	0-1	0/2	20:54
Jan. 2	@ NSH	0-0	1/-1	23:11	Jan. 2	@ NSH	INJ			Jan. 3	@ MTL	0-0	1/0	16:51
Jan. 3	@ CHI	0-0	0/0	19:26	Jan. 3	@ CHI	INJ			Jan. 6	vs. TB	0-2	3/1	17:28
Jan. 5	vs. DET	1-0	3/2	19:55	Jan. 5	vs. DET	INJ			Jan. 8	vs. TOR	0-0	0/-1	13:28
Jan. 7	vs. STL	0-2	1/3	17:10	Jan. 7	vs. STL	INJ			Jan. 9	vs. COL	0-0	0/-1	16:54
Jan. 9	@ NSH	0-0	1/0	14:33	Jan. 9	@ NSH	INJ			Jan. 14	@ ATL	0-1	1/1	16:28
Jan. 10	@ CHI	1-1w	1/2	16:25	Jan. 10	@ CHI	INJ			Jan. 16	@ NYI	0-0	0/-1	14:30
Jan. 13	vs. BOS	0-1	1/1	16:17	Jan. 13	vs. BOS	INJ			Jan. 18	@ PHX	0-0	0/2	17:50
Jan. 14	@ LA	0-0	1/0	8:58	Jan. 14	@ LA	INJ			Jan. 19	@ ANA	0-0	1/-1	16:36
Jan. 17	vs. CGY	INJ			Jan. 17	vs. CGY	INJ			Jan. 21	@ LA	0-1	0/1	21:14
Jan. 19	vs. BUF	INJ			Jan. 19	vs. BUF	INJ			Jan. 23	@ SJ	0-0	0/0	13:04
Jan. 21	@ SJ	INJ			Jan. 21	@ SJ	INJ			Jan. 25	@ VAN	0-0	0/-2	18:16
Jan. 23	@ STL	INJ			Jan. 23	@ STL	INJ			Jan. 27	vs. NJ	DND		
Jan. 26	@ ATL	0-0	3/0	16:53	Jan. 26	@ ATL	INJ			Jan. 29	vs. BOS	0-0	0/0	15:44
Jan. 27	@ WSH	0-0	1/-1	15:14	Jan. 27	@ WSH	INJ			Feb. 1	@ PIT	0-0	1/2	16:23
Jan. 29	@ TB	0-0	1/-1	19:52	Jan. 29	@ TB	INJ			Feb. 3	vs. OTT	0-0	1/-1	18:37
Feb. 1	@ FLA	0-0	1/0	16:00	Feb. 1	@ FLA	INJ			Feb. 5	vs. CAR	0-0	0/0	15:34
Feb. 3	vs. DET	0-0	3/0	18:50	Feb. 3	vs. DET	INJ			Feb. 6	@ CBJ	0-0	2/0	16:59
Feb. 4	@ LA	0-1	0/1	15:59	Feb. 4	@ LA	INJ			Feb. 9	vs. BOS	0-0	1/0	25:44
Feb. 8	vs. LA	1-1w	2/1	22:45	Feb. 8	vs. LA	INJ			Feb. 11	@ CAR	0-0	0/-1	19:18
Feb. 10	vs. EDM	0-0	3/0	23:39	Feb. 10	vs. EDM	INJ			Feb. 13	vs. SJ	0-1	0/1	20:43
Feb. 13	@ CGY	0-0	1/0	20:06	Feb. 13	@ CGY	INJ			Mar. 2	@ PIT	1-0	3/0	19:13
Feb. 14	@ EDM	1-0	4/1	19:51	Feb. 14	@ EDM	INJ			Mar. 3	vs. WSH	0-1	1/1	19:01
Mar. 3	vs. COL	0-1	2/1	17:01	Mar. 3	vs. COL	INJ			Mar. 5	vs. PHI	0-1	3/1	20:56
Mar. 6	@ PHX	0-0	1/-1	18:01	Mar. 6	@ PHX	INJ			Mar. 7	@ NYR	0-0	3/1	20:42
Mar. 7	vs. MTL	0-0	2/-1	21:07	Mar. 7	vs. MTL	INJ			Mar. 10	vs. DAL	0-0	0/1	21:51
Mar. 9	vs. CBJ	0-0	3/0	20:37	Mar. 9	vs. CBJ	INJ			Mar. 12	vs. MIN	0-0	0/0	14:19
Mar. 12	vs. NSH	0-0	3/0	18:52	Mar. 12	vs. NSH	INJ			Mar. 13	@ DET	0-0	0/0	23:31
Mar. 14	vs. SJ	0-3	1/1	19:56	Mar. 14	vs. SJ	INJ			Mar. 16	@ ATL	0-1	6/-1	19:19
Mar. 17	vs. CHI	1-0w	3/1	21:17	Mar. 17	vs. CHI	INJ			Mar. 18	@ TB	0-2	1/3	25:47
Mar. 19	vs. NYI	1-1w	4/1	15:28	Mar. 19	vs. NYI	INJ			Mar. 21	@ CAR	0-0	3/0	23:01
Mar. 21	vs. COL	0-0	1/0	15:46	Mar. 21	vs. COL	INJ			Mar. 21	vs. MTL	1-0w	3/2	21:51
Mar. 23	@ CGY	0-0	1/-1	17:51	Mar. 23	@ CGY	INJ			Mar. 26	vs. OTT	0-0	2/0	26:50
Mar. 24	@ VAN	1-0	2/1	16:28	Mar. 24	@ VAN	INJ			Mar. 27	vs. TB	0-0	4/1	21:26
Mar. 26	@ EDM	0-0	1/0	19:45	Mar. 26	@ EDM	INJ			Mar. 29	@ BOS	0-0	0/1	17:12
Mar. 29	vs. DAL	0-0	0/0	19:00	Mar. 29	vs. DAL	INJ			Mar. 31	vs. FLA	0-0	2/1	20:32
Mar. 31	@ COL	1-3	3/5	18:07	Mar. 31	@ COL	INJ			Apr. 1	@ TOR	0-0	2/-1	20:27
Apr. 2	vs. VAN	2-1	4/0	24:06	Apr. 2	vs. VAN	INJ			Apr. 2	@ TB	0-1	1/-1	20:08
Apr. 3	@ LA	1-0	1/0	24:28	Apr. 3	@ LA	INJ			Apr. 3	@ MTL	0-0	1/-1	22:29
Apr. 6	vs. LA	0-1	0/0	21:06	Apr. 6	vs. LA	INJ			Apr. 6	vs. NYR	1-0	4/2	24:08
Apr. 8	@ DAL	DND			Apr. 8	@ DAL	INJ			Apr. 8	@ BOS	0-0	0/0	22:26
Apr. 9	@ STL	DND			Apr. 9	@ STL	INJ			Apr. 10	@ OTT	0-0	1/0	25:32
Apr. 11	vs. EDM	0-2	3/1	17:41	Apr. 11	vs. EDM	INJ			Apr. 11	@ NJ	0-0	2/0	24:09

2009-10 PLAYER GAME-BY-GAME

MARCHANT

Oct. 3	vs. SJ	0-0	1/0	12:28
Oct. 6	@ MIN	0-0	1/-1	17:21
Oct. 8	@ BOS	0-0	0/1	17:16
Oct. 10	@ PHI	0-0	0/0	18:42
Oct. 11	@ NYR	0-0	4/0	12:28
Oct. 14	vs. MIN	0-0	0/0	15:30
Oct. 17	vs. STL	0-0	1/-1	16:00
Oct. 21	vs. DAL	0-0	0/0	14:26
Oct. 24	vs. CBJ	0-0	3/-2	15:46
Oct. 26	vs. TOR	0-0	0/1	6:38
Oct. 30	vs. VAN	0-0	3/0	15:27
Oct. 31	@ PHX	0-0	0/1	15:09
Nov. 3	vs. PIT	0-0	3/-3	17:55
Nov. 5	vs. NSH	1-0	2/1	15:18
Nov. 7	vs. PHX	0-1	0/0	15:42
Nov. 11	@ NJ	0-0	4/-1	9:56
Nov. 13	@ CBJ	1-0	2/1	19:21
Nov. 14	@ DET	0-0	0/-2	17:39
Nov. 16	@ PIT	1-1	1/1	17:45
Nov. 19	vs. TB	0-0	0/-1	14:15
Nov. 21	vs. SJ	0-0	2/-1	14:54
Nov. 23	vs. CGY	0-0	1/-1	18:14
Nov. 25	vs. CAR	0-1	0/-1	14:39
Nov. 27	vs. CHI	0-0	2/0	17:15
Nov. 29	vs. PHX	0-0	2/0	17:04
Dec. 1	vs. LA	1-0	1/-1	14:05
Dec. 3	@ DAL	0-0	3/0	19:24
Dec. 4	@ MIN	0-0	0/-1	20:28
Dec. 6	vs. OTT	0-0	0/1	16:28
Dec. 8	vs. DAL	0-1	0/0	16:26
Dec. 11	@ DET	0-0	0/-1	19:21
Dec. 12	@ CBJ	0-0	0/0	14:36
Dec. 16	@ VAN	0-0	2/0	14:53
Dec. 17	@ SJ	0-0	0/0	16:05
Dec. 19	vs. PHX	0-1	1/1	16:38
Dec. 22	@ COL	1-0	2/0	14:37
Dec. 23	@ PHX	0-0	1/0	12:28
Dec. 26	@ SJ	0-0	0/0	13:53
Dec. 29	vs. MIN	1-0	2/1	17:43
Dec. 31	@ DAL	0-1	1/-1	9:03
Jan. 2	@ NSH	0-0	0/-1	14:54
Jan. 3	@ CHI	0-0	0/-1	16:46
Jan. 5	vs. DET	0-0	2/1	15:12
Jan. 7	vs. STL	1-0	3/1	13:44
Jan. 9	@ NSH	0-0	0/0	16:08
Jan. 10	@ CHI	0-1	0/1	19:09
Jan. 13	vs. BOS	0-1	1/-1	16:02
Jan. 14	@ LA	0-0	1/0	16:38
Jan. 17	vs. CGY	0-1	0/0	20:05
Jan. 19	vs. BUF	0-0	3/0	19:07
Jan. 21	@ SJ	0-0	0/-1	16:15
Jan. 23	@ STL	0-0	2/0	18:51
Jan. 26	@ ATL	0-0	0/0	16:53
Jan. 27	@ WSH	0-0	1/-1	13:58
Jan. 29	@ TB	0-0	1/0	17:58
Feb. 1	@ FLA	0-0	2/0	16:32
Feb. 3	vs. DET	0-1	0/1	17:55
Feb. 4	@ LA	0-1	0/1	13:33
Feb. 8	vs. LA	0-0	2/-1	14:42
Feb. 10	vs. EDM	1-0w	2/1	15:53
Feb. 13	@ CGY	0-0	2/1	11:37
Feb. 14	@ EDM	0-0	0/0	14:05
Mar. 3	vs. COL	0-0	2/0	13:41
Mar. 6	@ PHX	0-0	2/-1	14:52
Mar. 7	vs. MTL	0-0	0/-1	18:10
Mar. 9	vs. CBJ	0-0	1/-2	15:25
Mar. 12	vs. NSH	0-0	3/0	11:08
Mar. 14	vs. SJ	0-0	1/0	14:49
Mar. 17	vs. CHI	1-0	1/1	15:55
Mar. 19	vs. NYI	0-1	2/1	13:55
Mar. 21	vs. COL	0-0	0/-1	16:29
Mar. 23	@ CGY	0-1	0/1	15:16
Mar. 24	@ VAN	0-0	0/-1	15:51
Mar. 26	@ EDM	DND		
Mar. 29	vs. DAL	0-0	0/0	16:48
Mar. 31	@ COL	0-0	0/0	17:41
Apr. 2	vs. VAN	0-0	1/-2	15:56
Apr. 3	@ LA	0-0	1/0	16:55
Apr. 6	vs. LA	0-0	2/-1	21:25
Apr. 8	@ DAL	INJ		
Apr. 9	@ STL	INJ		
Apr. 11	vs. EDM	INJ		

McELHINNEY (w/CGY)

Oct. 1	vs. VAN	DNP		
Oct. 3	@ EDM	DNP		
Oct. 6	vs. MTL	DNP		
Oct. 8	@ EDM	DNP		
Oct. 9	vs. DAL	4/29	L	60
Oct. 12	@ CHI	DNP		
Oct. 13	@ CBJ	DNP		
Oct. 16	vs. VAN	DNP		
Oct. 20	vs. CBJ	DNP		
Oct. 24	vs. EDM	DNP		
Oct. 28	vs. COL	DNP		
Oct. 31	vs. DET	DNP		
Nov. 4	@ DAL	2/40	W	61
Nov. 5	@ STL	DNP		
Nov. 7	vs. NYR	DNP		
Nov. 10	@ MTL	DNP		
Nov. 13	@ BUF	DNP		
Nov. 14	@ TOR	DNP		
Nov. 17	vs. COL	DNP		
Nov. 19	vs. CHI	1/2		20
Nov. 21	@ LA	DNP		
Nov. 23	@ ANA	DNP		
Nov. 25	vs. PHX	DNP		
Nov. 27	@ DET	DNP		
Nov. 28	@ CBJ	3/32	W	65
Nov. 30	@ NSH	DNP		
Dec. 3	@ PHX	DNP		
Dec. 5	@ SJ	DNP		
Dec. 7	@ LA	DNP		
Dec. 9	vs. ATL	DNP		
Dec. 11	vs. MIN	DNP		
Dec. 13	@ COL	DNP		
Dec. 15	@ ATL	4/34	L	59
Dec. 17	vs. LA	DNP		
Dec. 19	vs. NSH	DNP		
Dec. 23	vs. STL	DNP		
Dec. 27	vs. VAN	1/16		40
Dec. 28	@ EDM	DNP		
Dec. 30	vs. LA	DNP		
Dec. 31	vs. EDM	1/22	W	60
Jan. 2	vs. TOR	DNP		
Jan. 5	@ NSH	DNP		
Jan. 6	@ MIN	DNP		
Jan. 8	vs. CBJ	3/22	L	59
Jan. 9	@ VAN	DNP		
Jan. 11	vs. COL	DNP		
Jan. 13	vs. PIT	DNP		
Jan. 15	vs. NSH	DNP		
Jan. 17	@ ANA	5/26	L	59
Jan. 18	@ SJ	3/12		20
Jan. 21	vs. CHI	DNP		
Jan. 25	vs. STL	DNP		
Jan. 27	@ DAL	DNP		
Jan. 28	@ PHX	DNP		
Jan. 30	vs. EDM	DNP		
Feb. 1	vs. PHI	DNP		
Feb. 3	vs. CAR	DNP		
Feb. 5	@ FLA	DNP		
Feb. 6	@ TB	DNP		
Feb. 9	@ OTT	DNP		
Feb. 11	vs. DAL	DNP		
Feb. 13	vs. ANA	DNP		
Mar. 3	Traded to Anaheim			
Mar. 6	@ PHX	DNP		
Mar. 7	vs. MTL	DNP		
Mar. 9	vs. CBJ	DNP		
Mar. 12	vs. NSH	2/9		26
Mar. 14	vs. SJ	DNP		
Mar. 17	vs. CHI	DNP		
Mar. 19	vs. NYI	1/14	W	37
Mar. 21	vs. COL	DNP		
Mar. 23	@ CGY	DNP		
Mar. 24	@ VAN	DNP		
Mar. 26	@ EDM	2/36	W	60
Mar. 29	vs. DAL	1/31	W	60
Mar. 31	@ COL	2/29	W	60
Apr. 2	vs. VAN	4/40	0	65
Apr. 3	@ LA	1/29	W	64
Apr. 6	vs. LA	4/40	0	65
Apr. 8	@ DAL	DNP		
Apr. 9	@ STL	6/48	L	60
Apr. 11	vs. EDM	1/12		25

PARROS

Oct. 3	vs. SJ	0-0	0/0	5:56
Oct. 6	@ MIN	0-0	0/0	3:47
Oct. 8	@ BOS	0-0	0/0	8:30
Oct. 10	@ PHI	0-0	1/0	6:07
Oct. 11	@ NYR	0-0	0/0	7:20
Oct. 14	vs. MIN	0-0	0/1	4:48
Oct. 17	vs. STL	0-0	0/0	6:58
Oct. 21	vs. DAL	0-0	0/0	2:46
Oct. 24	vs. CBJ	0-0	0/0	6:15
Oct. 26	vs. TOR	0-0	0/0	1:27
Oct. 30	vs. VAN	1-0	2/1	11:43
Oct. 31	@ PHX	0-0	0/0	8:01
Nov. 3	vs. PIT	0-0	0/1	3:59
Nov. 5	vs. NSH	0-0	0/0	3:25
Nov. 7	vs. PHX	0-0	0/0	5:16
Nov. 11	@ NJ	0-0	0/0	10:11
Nov. 13	@ CBJ	0-0	0/0	2:07
Nov. 14	@ DET	0-0	0/0	4:57
Nov. 16	@ PIT	0-0	0/0	3:45
Nov. 19	vs. TB	0-0	0/0	5:06
Nov. 21	vs. SJ	0-0	0/0	2:46
Nov. 23	vs. CGY	0-0	0/0	1:48
Nov. 25	vs. CAR	0-0	0/0	2:16
Nov. 27	vs. CHI	0-0	1/0	7:07
Nov. 29	vs. PHX	0-0	0/0	4:13
Dec. 1	vs. LA	0-0	0/0	3:24
Dec. 3	@ DAL	0-0	0/0	8:34
Dec. 4	@ MIN	0-0	0/0	4:58
Dec. 6	vs. OTT	0-0	0/0	3:44
Dec. 8	vs. DAL	DND		
Dec. 11	@ DET	0-0	1/0	6:33
Dec. 12	@ CBJ	0-0	0/0	6:16
Dec. 16	@ VAN	0-0	0/0	4:22
Dec. 17	@ SJ	0-0	0/0	7:46
Dec. 19	vs. PHX	0-0	0/1	5:06
Dec. 22	@ COL	0-0	0/1	4:10
Dec. 23	@ PHX	0-0	1/0	9:59
Dec. 26	@ SJ	0-0	1/0	8:15
Dec. 29	vs. MIN	DND		
Dec. 31	@ DAL	0-0	1/0	7:07
Jan. 2	@ NSH	INJ		
Jan. 3	@ CHI	INJ		
Jan. 5	vs. DET	INJ		
Jan. 7	vs. STL	INJ		
Jan. 9	@ NSH	INJ		
Jan. 10	@ CHI	INJ		
Jan. 13	vs. BOS	INJ		
Jan. 14	@ LA	INJ		
Jan. 17	vs. CGY	INJ		
Jan. 19	vs. BUF	INJ		
Jan. 21	@ SJ	0-0	0/0	4:16
Jan. 23	@ STL	DND		
Jan. 26	@ ATL	DND		
Jan. 27	@ WSH	DND		
Jan. 29	@ TB	0-0	0/0	7:37
Feb. 1	@ FLA	0-0	0/0	7:39
Feb. 3	vs. DET	DND		
Feb. 4	@ LA	0-0	0/1	5:43
Feb. 8	vs. LA	0-0	0/0	4:26
Feb. 10	vs. EDM	0-0	0/0	3:06
Feb. 13	@ CGY	DND		
Feb. 14	@ EDM	1-0	3/1	5:17
Mar. 3	vs. COL	DND		
Mar. 6	@ PHX	DND		
Mar. 7	vs. MTL	DND		
Mar. 9	vs. CBJ	0-0	2/0	4:39
Mar. 12	vs. NSH	DND		
Mar. 14	vs. SJ	INJ		
Mar. 17	vs. CHI	DND		
Mar. 19	vs. NYI	DND		
Mar. 21	vs. COL	0-0	1/0	6:17
Mar. 23	@ CGY	DND		
Mar. 24	@ VAN	0-0	0/0	5:14
Mar. 26	@ EDM	1-0	2/1	6:40
Mar. 29	vs. DAL	0-0	4/1	9:06
Mar. 31	@ COL	0-0	0/1	7:43
Apr. 2	vs. VAN	0-0	0/0	3:38
Apr. 3	@ LA	0-0	1/0	5:57
Apr. 6	vs. LA	0-0	1/0	9:33
Apr. 8	@ DAL	0-0	1/0	10:22
Apr. 9	@ STL	0-0	0/1	11:13
Apr. 11	vs. EDM	1-0	1/-1	12:50

2009-10 PLAYER GAME-BY-GAME

PERRY					RYAN					SELANNE				
Oct. 3	vs. SJ	0-0	5/3	17:09	Oct. 3	vs. SJ	0-0	4/3	17:14	Oct. 3	vs. SJ	0-0	5/0	16:18
Oct. 6	@ MIN	0-1	2/1	22:43	Oct. 6	@ MIN	0-0	0/0	21:59	Oct. 6	@ MIN	0-0	2/1	16:27
Oct. 8	@ BOS	2-1	5/3	17:27	Oct. 8	@ BOS	1-0	6/2	18:05	Oct. 8	@ BOS	2-0w	3/1	13:11
Oct. 10	@ PHI	0-1	3/1	20:20	Oct. 10	@ PHI	0-0	3/2	19:39	Oct. 10	@ PHI	2-0	2/2	18:06
Oct. 11	@ NYR	0-0	1/1	18:14	Oct. 11	@ NYR	0-0	2/0	17:09	Oct. 11	@ NYR	0-0	1/1	20:25
Oct. 14	vs. MIN	2-0	3/0	19:55	Oct. 14	vs. MIN	0-1	5/1	18:40	Oct. 14	vs. MIN	0-0	5/1	20:08
Oct. 17	vs. STL	0-0	3/1	17:14	Oct. 17	vs. STL	0-0	6/1	19:08	Oct. 17	vs. STL	0-0	1/1	16:42
Oct. 21	vs. DAL	0-1	3/1	20:12	Oct. 21	vs. DAL	0-0	3/2	22:41	Oct. 21	vs. DAL	0-0	1/1	19:50
Oct. 24	vs. CBJ	0-1	4/1	18:54	Oct. 24	vs. CBJ	0-0	1/2	19:14	Oct. 24	vs. CBJ	1-0	9/3	19:23
Oct. 26	vs. TOR	1-1	4/1	17:38	Oct. 26	vs. TOR	1-1	4/2	20:02	Oct. 26	vs. TOR	0-0	2/1	14:22
Oct. 30	vs. VAN	2-1	4/1	16:38	Oct. 30	vs. VAN	2-1	4/1	14:26	Oct. 30	vs. VAN	0-0	2/1	14:56
Oct. 31	@ PHX	1-0	3/0	23:45	Oct. 31	@ PHX	0-0	4/0	18:44	Oct. 31	@ PHX	1-0	3/1	19:22
Nov. 3	vs. PIT	2-0	4/2	20:38	Nov. 3	vs. PIT	0-1	2/1	19:24	Nov. 3	vs. PIT	0-1	3/0	15:42
Nov. 5	vs. NSH	0-1	2/1	21:13	Nov. 5	vs. NSH	1-0	4/1	19:57	Nov. 5	vs. NSH	2-0w	3/1	14:43
Nov. 7	vs. PHX	1-0	3/1	21:01	Nov. 7	vs. PHX	1-0	3/1	20:55	Nov. 7	vs. PHX	1-0	1/0	19:03
Nov. 11	@ NJ	1-0	3/1	22:53	Nov. 11	@ NJ	0-1	4/1	19:26	Nov. 11	@ NJ	0-0	2/0	17:55
Nov. 13	@ CBJ	0-1	5/1	27:44	Nov. 13	@ CBJ	0-1	4/1	22:25	Nov. 13	@ CBJ	0-0	4/0	19:28
Nov. 14	@ DET	1-1	4/1	25:45	Nov. 14	@ DET	1-0	5/0	23:16	Nov. 14	@ DET	0-1	1/3	17:05
Nov. 16	@ PIT	0-1	3/2	24:36	Nov. 16	@ PIT	0-0	1/1	18:47	Nov. 16	@ PIT	1-0	4/1	16:59
Nov. 19	vs. TB	0-2	4/1	22:46	Nov. 19	vs. TB	1-0	3/0	21:44	Nov. 19	vs. TB	1-2	4/0	18:42
Nov. 21	vs. SJ	0-1	3/0	22:53	Nov. 21	vs. SJ	0-1	1/1	19:51	Nov. 21	vs. SJ	0-0	3/1	19:13
Nov. 23	vs. CGY	0-1	7/0	28:03	Nov. 23	vs. CGY	1-0	1/1	19:37	Nov. 23	vs. CGY	0-0	5/0	19:03
Nov. 25	vs. CAR	0-1	3/0	25:10	Nov. 25	vs. CAR	0-0	9/0	23:05	Nov. 25	vs. CAR	1-1w	3/1	18:16
Nov. 27	vs. CHI	0-1	3/0	21:46	Nov. 27	vs. CHI	0-1	0/0	18:31	Nov. 27	vs. CHI	2-0w	3/0	14:36
Nov. 29	vs. PHX	0-1	3/1	22:18	Nov. 29	vs. PHX	1-0	4/1	19:42	Nov. 29	vs. PHX	0-1	3/1	16:01
Dec. 1	vs. LA	1-1	6/1	25:05	Dec. 1	vs. LA	0-0	5/1	19:45	Dec. 1	vs. LA	0-0	3/1	19:54
Dec. 3	@ DAL	0-0	4/2	22:25	Dec. 3	@ DAL	0-0	2/2	18:56	Dec. 3	@ DAL	0-1	1/1	6:24
Dec. 4	@ MIN	0-1	5/0	25:09	Dec. 4	@ MIN	2-0	2/0	18:09	Dec. 4	@ MIN	INJ		
Dec. 6	vs. OTT	1-1	4/3	23:44	Dec. 6	vs. OTT	0-0	2/2	18:27	Dec. 6	vs. OTT	INJ		
Dec. 8	vs. DAL	0-0	1/0	24:31	Dec. 8	vs. DAL	0-2	6/2	14:56	Dec. 8	vs. DAL	INJ		
Dec. 11	@ DET	0-0	1/0	13:29	Dec. 11	@ DET	0-1	1/2	14:28	Dec. 11	@ DET	INJ		
Dec. 12	@ CBJ	1-0	2/1	21:11	Dec. 12	@ CBJ	1-1w	5/2	18:27	Dec. 12	@ CBJ	INJ		
Dec. 16	@ VAN	0-0	3/1	23:41	Dec. 16	@ VAN	1-0	7/1	17:43	Dec. 16	@ VAN	INJ		
Dec. 17	@ SJ	0-0	1/3	19:35	Dec. 17	@ SJ	0-1	0/0	17:52	Dec. 17	@ SJ	INJ		
Dec. 19	vs. PHX	0-1	5/1	19:33	Dec. 19	vs. PHX	1-0	3/1	17:19	Dec. 19	vs. PHX	INJ		
Dec. 22	@ COL	0-2	7/2	22:06	Dec. 22	@ COL	0-1	4/2	21:15	Dec. 22	@ COL	INJ		
Dec. 23	@ PHX	0-0	2/0	21:20	Dec. 23	@ PHX	0-0	0/2	18:57	Dec. 23	@ PHX	INJ		
Dec. 26	@ SJ	0-1	3/0	20:14	Dec. 26	@ SJ	1-0	3/0	25:26	Dec. 26	@ SJ	INJ		
Dec. 29	vs. MIN	0-0	3/0	20:32	Dec. 29	vs. MIN	2-1w	3/2	18:27	Dec. 29	vs. MIN	INJ		
Dec. 31	@ DAL	0-0	4/1	19:43	Dec. 31	@ DAL	0-1	4/0	22:31	Dec. 31	@ DAL	INJ		
Jan. 2	@ NSH	0-0	2/2	23:28	Jan. 2	@ NSH	0-0	3/2	15:52	Jan. 2	@ NSH	INJ		
Jan. 3	@ CHI	0-0	3/2	14:45	Jan. 3	@ CHI	0-0	0/0	19:26	Jan. 3	@ CHI	INJ		
Jan. 5	vs. DET	1-0	6/1	21:09	Jan. 5	vs. DET	0-0	2/0	17:10	Jan. 5	vs. DET	INJ		
Jan. 7	vs. STL	0-1	4/1	21:31	Jan. 7	vs. STL	1-0	3/0	16:09	Jan. 7	vs. STL	INJ		
Jan. 9	@ NSH	0-1	2/2	21:01	Jan. 9	@ NSH	0-0	1/1	15:25	Jan. 9	@ NSH	1-0	2/1	12:17
Jan. 10	@ CHI	1-0	2/0	20:12	Jan. 10	@ CHI	0-1	1/1	12:29	Jan. 10	@ CHI	1-0	2/1	10:55
Jan. 13	vs. BOS	0-1	1/1	21:19	Jan. 13	vs. BOS	0-2	3/1	16:42	Jan. 13	vs. BOS	0-0	1/1	15:53
Jan. 14	@ LA	0-0	2/1	20:40	Jan. 14	@ LA	0-0	0/0	16:29	Jan. 14	@ LA	INJ		
Jan. 17	vs. CGY	1-0	5/1	21:11	Jan. 17	vs. CGY	1-0w	2/1	12:25	Jan. 17	vs. CGY	INJ		
Jan. 19	vs. BUF	0-1	5/0	18:54	Jan. 19	vs. BUF	1-0	3/0	17:03	Jan. 19	vs. BUF	INJ		
Jan. 21	@ SJ	0-0	4/1	25:58	Jan. 21	@ SJ	0-0	4/1	17:22	Jan. 21	@ SJ	INJ		
Jan. 23	@ STL	0-1	3/0	28:19	Jan. 23	@ STL	2-0	10/0	18:58	Jan. 23	@ STL	INJ		
Jan. 26	@ ATL	0-1	1/0	21:55	Jan. 26	@ ATL	0-1	3/1	20:34	Jan. 26	@ ATL	INJ		
Jan. 27	@ WSH	0-0	5/1	21:08	Jan. 27	@ WSH	0-0	2/1	18:18	Jan. 27	@ WSH	INJ		
Jan. 29	@ TB	0-0	2/0	22:38	Jan. 29	@ TB	0-0	7/1	18:15	Jan. 29	@ TB	INJ		
Feb. 1	@ FLA	1-0	2/2	17:40	Feb. 1	@ FLA	0-0	2/2	16:42	Feb. 1	@ FLA	1/0	4/0	14:26
Feb. 3	vs. DET	0-1	4/2	18:48	Feb. 3	vs. DET	1-1	3/2	18:13	Feb. 3	vs. DET	0-0	2/0	18:28
Feb. 4	@ LA	0-0	1/1	23:28	Feb. 4	@ LA	0-0	1/2	19:40	Feb. 4	@ LA	0-1	2/1	14:41
Feb. 8	vs. LA	1-2	5/2	18:17	Feb. 8	vs. LA	0-0	1/1	16:27	Feb. 8	vs. LA	1-1	6/1	18:57
Feb. 10	vs. EDM	0-1	4/0	20:50	Feb. 10	vs. EDM	2-0	4/0	19:05	Feb. 10	vs. EDM	0-0	3/1	18:39
Feb. 13	@ CGY	0-0	2/0	20:31	Feb. 13	@ CGY	0-0	0/1	21:26	Feb. 13	@ CGY	0-0	5/1	19:35
Feb. 14	@ EDM	1-1	2/1	19:32	Feb. 14	@ EDM	1-1	7/0	17:56	Feb. 14	@ EDM	0-2	4/0	17:19
Mar. 3	vs. COL	0-1	4/1	23:26	Mar. 3	vs. COL	0-1	3/1	17:19	Mar. 3	vs. COL	1-1	3/1	19:06
Mar. 6	@ PHX	0-0	0/0	20:15	Mar. 6	@ PHX	0-0	5/1	15:25	Mar. 6	@ PHX	0-0	1/0	15:50
Mar. 7	vs. MTL	1-0	7/1	18:54	Mar. 7	vs. MTL	0-0	2/1	16:23	Mar. 7	vs. MTL	0-0	1/0	19:27
Mar. 9	vs. CBJ	0-1	2/1	21:19	Mar. 9	vs. CBJ	0-2	5/2	21:12	Mar. 9	vs. CBJ	INJ		
Mar. 12	vs. NSH	0-0	2/0	20:46	Mar. 12	vs. NSH	0-0	4/0	19:27	Mar. 12	vs. NSH	0-0	2/0	17:31
Mar. 14	vs. SJ	1-0	4/1	24:42	Mar. 14	vs. SJ	1-1	5/1	17:05	Mar. 14	vs. SJ	1-0	5/2	14:54
Mar. 17	vs. CHI	0-2	3/1	13:52	Mar. 17	vs. CHI	2-0	3/2	14:49	Mar. 17	vs. CHI	0-0	5/1	20:04
Mar. 19	vs. NYI	0-0	4/0	25:19	Mar. 19	vs. NYI	0-0	5/0	19:41	Mar. 19	vs. NYI	0-2	6/3	19:36
Mar. 21	vs. COL	0-3	5/0	21:28	Mar. 21	vs. COL	INJ			Mar. 21	vs. COL	1-1w	8/0	19:50
Mar. 23	@ CGY	0-0	4/1	22:08	Mar. 23	@ CGY	0-0	2/1	20:23	Mar. 23	@ CGY	0-0	1/1	18:01
Mar. 24	@ VAN	0-0	2/3	21:46	Mar. 24	@ VAN	0-0	4/0	21:28	Mar. 24	@ VAN	0-1	2/0	17:28
Mar. 26	@ EDM	2-0w	5/0	15:19	Mar. 26	@ EDM	0-0	2/0	14:23	Mar. 26	@ EDM	0-2	7/0	17:34
Mar. 29	vs. DAL	1-1w	7/1	18:18	Mar. 29	vs. DAL	0-0	3/0	16:21	Mar. 29	vs. DAL	0-1	8/0	17:28
Mar. 31	@ COL	0-0	1/0	17:18	Mar. 31	@ COL	0-0	3/0	16:59	Mar. 31	@ COL	1-1	2/5	16:17
Apr. 2	vs. VAN	0-0	2/2	20:34	Apr. 2	vs. VAN	0-1	5/1	20:17	Apr. 2	vs. VAN	2-1	3/1	21:53
Apr. 3	@ LA	0-1	2/0	22:26	Apr. 3	@ LA	0-1	6/0	19:16	Apr. 3	@ LA	0-0	4/0	21:49
Apr. 6	vs. LA	0-0	2/1	18:55	Apr. 6	vs. LA	1-1	2/1	14:46	Apr. 6	vs. LA	2-0	3/0	18:05
Apr. 8	@ DAL	0-1	1/1	23:58	Apr. 8	@ DAL	2-0	4/0	23:16	Apr. 8	@ DAL	DND		
Apr. 9	@ STL	0-1	2/2	20:42	Apr. 9	@ STL	1-1	3/3	18:27	Apr. 9	@ STL	DND		
Apr. 11	vs. EDM	0-1	6/1	13:05	Apr. 11	vs. EDM	0-0	0/1	12:24	Apr. 11	vs. EDM	1-0	2/0	17:01

2009-10 PLAYER GAME-BY-GAME

SUTTON (w/NYI)

Oct. 3	vs. PIT	0-0	0/0	14:49
Oct. 8	@ OTT	0-0	1/0	13:54
Oct. 10	@ BOS	0-0	2/0	16:23
Oct. 12	vs. LA	0-0	2/0	15:39
Oct. 16	@ BUF	1-0	3/1	14:55
Oct. 17	vs. SJ	0-0	0/0	18:44
Oct. 21	vs. CAR	1-1	1/1	18:08
Oct. 22	@ MTL	0-0	0/0	19:42
Oct. 24	vs. WSH	0-1	0/0	20:43
Oct. 26	@ MTL	0-0	0/0	18:52
Oct. 28	vs. NYR	0-0	0/1	20:51
Oct. 30	@ WSH	0-0	1/0	22:13
Nov. 2	vs. EDM	0-0	1/0	20:36
Nov. 4	@ BUF	0-0	0/1-1	15:03
Nov. 6	@ NJ	0-0	0/0	18:45
Nov. 7	vs. ATL	0-0	0/0	21:25
Nov. 11	@ WSH	1-0	2/1	20:49
Nov. 13	@ CAR	0-0	0/0	23:24
Nov. 14	@ FLA	0-0	0/0	22:29
Nov. 16	@ BOS	0-0	1/-1	23:05
Nov. 20	@ MIN	0-0	0/1	20:28
Nov. 21	@ STL	0-0	0/0	19:55
Nov. 23	@ TOR	0-0	1/-2	21:22
Nov. 25	vs. PHI	0-0	0/1	21:59
Nov. 27	vs. PIT	0-0	4/0	20:45
Nov. 28	@ NJ	0-0	1/1	13:06
Dec. 3	@ ATL	INJ		
Dec. 5	@ TB	INJ		
Dec. 8	@ PHI	INJ		
Dec. 9	@ TOR	INJ		
Dec. 12	vs. BOS	DND		
Dec. 14	vs. FLA	0-0	4/-2	17:47
Dec. 16	@ NYR	0-0	3/1	21:41
Dec. 17	vs. NYR	0-1	0/1	22:24
Dec. 19	vs. MTL	0-0	1/0	19:31
Dec. 21	vs. TB	0-0	2/-1	19:17
Dec. 23	vs. TOR	0-1	0/1	23:44
Dec. 26	@ NYR	0-0	2/-1	27:35
Dec. 27	vs. PHI	0-0	2/-2	18:24
Dec. 29	vs. CBJ	0-1	2/0	24:05
Dec. 31	@ OTT	0-0	1/1	24:21
Jan. 2	vs. ATL	0-0	2/-3	24:26
Jan. 6	@ COL	0-0	0/0	23:16
Jan. 8	@ DAL	0-0	0/1-1	23:36
Jan. 9	@ PHX	0-0	0/0	22:02
Jan. 12	vs. DET	0-0	1/1	20:53
Jan. 16	vs. BUF	0-1	2/0	22:57
Jan. 18	vs. NJ	0-1	1/3	20:38
Jan. 19	@ PIT	1-0	3/0	21:23
Jan. 21	vs. FLA	DND		
Jan. 23	vs. NJ	DND		
Jan. 26	vs. WSH	0-0	0/0	22:30
Jan. 28	@ CAR	0-0	0/0	21:52
Jan. 30	@ PHI	0-0	5/0	24:52
Jan. 31	@ FLA	0-0	0/1-1	22:30
Feb. 4	vs. WSH	0-0	1/-1	23:16
Feb. 6	vs. CAR	0-0	1/-1	22:47
Feb. 9	vs. NSH	0-0	2/-1	24:50
Feb. 10	@ PIT	0-0	1/0	22:20
Feb. 13	vs. TB	0-1	2/0	24:23
Feb. 14	vs. OTT	0-0	0/0	18:19
Mar. 2	Traded to Ottawa			
Mar. 4	@ CAR	0-0	1/-1	20:41
Mar. 6	vs. TOR	0-0	1/0	22:59
Mar. 9	@ EDM	0-0	4/2	16:23
Mar. 11	@ CGY	0-0	0/1-1	18:17
Mar. 13	@ VAN	0-0	0/1-1	21:07
Mar. 16	vs. TOR	1-0	2/-2	20:46
Mar. 18	@ ATL	0-0	1/0	15:07
Mar. 20	@ DAL	0-0	1/-2	16:54
Mar. 22	@ MTL	0-0	0/0	23:31
Mar. 23	vs. PHI	0-0	1/1	13:29
Mar. 26	@ BUF	0-0	0/1-1	17:47
Mar. 27	vs. FLA	0-0	1/-1	23:57
Mar. 30	@ WSH	0-0	1/-2	21:51
Apr. 1	vs. CAR	0-0	3/1	20:50
Apr. 3	@ NYI	0-0	0/1-1	13:59
Apr. 6	@ FLA	0-0	0/2	17:39
Apr. 8	@ TB	0-0	1/-1	21:26
Apr. 10	vs. BUF	0-0	2/0	19:12

VISNOVSKY (w/EDM)

Oct. 3	vs. CGY	0-1	1/2	17:01
Oct. 6	vs. DAL	0-0	1/0	19:32
Oct. 8	vs. CGY	1-0	3/0	24:25
Oct. 10	vs. MTL	0-0	0/1	18:35
Oct. 12	@ NSH	0-0	0/2	20:38
Oct. 14	@ CHI	0-1	2/-2	18:34
Oct. 16	vs. MIN	0-1	0/4	20:41
Oct. 19	vs. VAN	0-0	3/0	21:53
Oct. 22	vs. CBJ	1-2w	1/0	19:28
Oct. 24	@ CGY	1-0	4/0	23:26
Oct. 25	@ VAN	0-0	2/0	23:27
Oct. 27	vs. COL	0-0	0/1-1	16:02
Oct. 29	@ BOS	DND		
Oct. 31	@ PHX	DND		
Nov. 2	vs. NYI	0-0	2/1	21:15
Nov. 5	vs. NYR	1-0	4/1	21:08
Nov. 8	@ COL	0-1	1/-2	21:27
Nov. 10	@ OTT	0-0	1/-2	22:25
Nov. 11	@ BUF	0-1	2/-1	21:06
Nov. 15	@ ATL	0-0	0/0	22:34
Nov. 16	@ CBJ	1-1	2/0	23:30
Nov. 18	vs. COL	0-2	2/3	22:01
Nov. 21	vs. CHI	0-1	0/-2	20:48
Nov. 23	vs. PHX	0-2	1/2	19:58
Nov. 25	vs. LA	0-0	0/-2	21:08
Nov. 27	vs. SJ	0-0	2/2	22:05
Nov. 28	@ VAN	0-0	1/0	18:01
Dec. 3	@ DET	1-0	2/3	17:37
Dec. 5	@ DAL	1-0	2/1	23:52
Dec. 7	@ FLA	0-2	0/1	21:44
Dec. 9	@ TB	0-0	1/-1	21:00
Dec. 11	@ STL	0-1	2/2	24:59
Dec. 15	vs. LA	0-0	1/-1	23:06
Dec. 17	vs. NSH	1-1	3/1	23:27
Dec. 19	vs. WSH	0-0	0/1	21:40
Dec. 21	vs. STL	0-0	0/0	20:13
Dec. 23	@ MIN	0-1	2/0	25:15
Dec. 26	@ VAN	0-0	1/-1	22:17
Dec. 28	vs. CGY	0-0	1/-1	22:38
Dec. 30	vs. TOR	0-1	1/0	23:24
Dec. 31	@ CGY	0-0	0/0	9:16
Jan. 2	@ SJ	INJ		
Jan. 3	vs. PHX	INJ		
Jan. 7	vs. CBJ	INJ		
Jan. 12	vs. NSH	0-1	2/1	20:33
Jan. 14	vs. PIT	1-1	3/-2	22:10
Jan. 16	@ SJ	0-0	1/1	20:19
Jan. 18	@ COL	0-0	1/-2	17:11
Jan. 20	vs. VAN	0-0	1/0	20:07
Jan. 22	vs. DAL	0-0	1/0	22:50
Jan. 26	vs. STL	0-0	2/1	23:47
Jan. 28	vs. CHI	0-0	3/-1	22:50
Jan. 30	@ CGY	0-0	3/-1	24:38
Feb. 1	vs. CAR	0-0	1/1	21:32
Feb. 3	vs. PHI	0-0	1/0	19:34
Feb. 4	@ MIN	0-1	1/-3	18:27
Feb. 6	@ COL	0-0	0/1-1	20:44
Feb. 8	@ PHX	0-0	2/-2	18:58
Feb. 10	@ ANA	0-0	3/-1	20:39
Feb. 11	@ LA	0-1	1/0	22:04
Feb. 14	vs. ANA	1-0	1/0	18:10
Mar. 2	@ NSH	0-0	0/1-1	22:31
Mar. 3	Acquired by Anaheim			
Mar. 6	@ PHX	0-0	3/-1	25:50
Mar. 7	vs. MTL	1-0	4/1	22:34
Mar. 9	vs. CBJ	1-0	4/0	25:06
Mar. 12	vs. NSH	0-0	7/0	26:30
Mar. 14	vs. SJ	1-0w	2/2	29:13
Mar. 17	vs. CHI	0-1	5/1	24:15
Mar. 19	vs. NYI	2-0	4/1	26:45
Mar. 21	vs. COL	0-1	2/-2	23:43
Mar. 23	@ CGY	0-0	1/-1	26:07
Mar. 24	@ VAN	0-0	4/-1	28:09
Mar. 26	@ EDM	0-1	5/-1	25:06
Mar. 29	vs. DAL	0-1	4/1	26:59
Mar. 31	@ COL	0-0	2/-1	22:10
Apr. 2	vs. VAN	0-2	3/-2	34:57
Apr. 3	@ LA	0-0	3/0	24:46
Apr. 6	vs. LA	0-2	0/1-1	23:46
Apr. 8	@ DAL	INJ		
Apr. 9	@ STL	INJ		
Apr. 11	vs. EDM	INJ		

VOROS (w/NYR)

Oct. 2	@ PIT	0-0	0/0	6:26	
Oct. 3	vs. OTT	0-0	0/1-1	4:36	
Oct. 5	@ NJ	0-0	0/0	1/0	5:34
Oct. 8	@ WSH	0-0	2/0	5:20	
Oct. 11	vs. ANA	DND			
Oct. 12	vs. TOR	DND			
Oct. 14	vs. LA	0-0	0/1	4:47	
Oct. 17	@ TOR	DND			
Oct. 19	vs. SJ	DND			
Oct. 22	vs. NJ	0-0	0/0	4:22	
Oct. 24	@ MTL	0-1	0/1	6:15	
Oct. 26	vs. PHX	DND			
Oct. 28	@ NYI	0-0	1/0	7:22	
Oct. 30	@ MIN	0-0	0/1-1	4:54	
Nov. 1	vs. BOS	DND			
Nov. 3	@ VAN	0-0	0/1-1	4:57	
Nov. 5	@ EDM	0-0	0/1-1	3:39	
Nov. 7	@ CGY	DND			
Nov. 12	vs. ATL	0-0	1/0	4:11	
Nov. 14	@ OTT	0-0	0/0	3:33	
Nov. 17	vs. WSH	0-0	0/0	3:41	
Nov. 21	vs. FLA	0-0	0/0	5:24	
Nov. 23	vs. CBJ	0-0	0/1-1	5:36	
Nov. 25	@ FLA	0-0	0/0	3:27	
Nov. 27	@ TB	DND			
Nov. 28	@ PIT	0-0	0/1-1	6:12	
Nov. 30	vs. PIT	0-0	2/0	3:54	
Dec. 5	@ BUF	DND			
Dec. 6	vs. DET	DND			
Dec. 9	@ CHI	DND			
Dec. 12	vs. BUF	DND			
Dec. 14	vs. ATL	DND			
Dec. 16	vs. NYI	DND			
Dec. 17	@ NYI	DND			
Dec. 19	@ PHI	DND			
Dec. 21	@ CAR	DND			
Dec. 23	vs. FLA	DND			
Dec. 26	vs. NYI	DND			
Dec. 30	vs. PHI	DND			
Dec. 31	@ CAR	0-0	0/0	3:55	
Jan. 2	vs. CAR	0-0	0/0	2:18	
Jan. 4	vs. BOS	DND			
Jan. 6	vs. DAL	DND			
Jan. 7	@ ATL	DND			
Jan. 9	@ BOS	DND			
Jan. 12	vs. NJ	DND			
Jan. 14	vs. OTT	DND			
Jan. 16	@ STL	0-1	0/1	7:49	
Jan. 17	vs. MTL	0-0	1/0	6:54	
Jan. 19	vs. TB	1-0	1/0	8:08	
Jan. 21	@ PHI	0-0	1/-1	8:50	
Jan. 23	@ MTL	0-0	1/0	8:02	
Jan. 25	vs. PIT	0-0	2/-1	6:22	
Jan. 27	vs. CAR	0-0	0/0	8:13	
Jan. 30	@ PHX	0-0	0/1-1	5:16	
Jan. 31	@ COL	0-0	0/0	3:13	
Feb. 2	@ LA	0-0	0/0	5:29	
Feb. 4	vs. WSH	DND			
Feb. 6	vs. NJ	DND			
Feb. 10	vs. NSH	DND			
Feb. 12	@ PIT	0-0	1/0	6:22	
Feb. 14	vs. TB	0-0	0/1-1	3:45	
Mar. 2	@ OTT	DND			
Mar. 4	vs. PIT	DND			
Mar. 6	@ WSH	DND			
Mar. 7	vs. BUF	DND			
Mar. 10	@ NJ	DND			
Mar. 12	@ ATL	DND			
Mar. 14	vs. PHI	DND			
Mar. 16	vs. MTL	DND			
Mar. 18	vs. STL	DND			
Mar. 21	@ BOS	DND			
Mar. 24	vs. NYI	DND			
Mar. 25	@ NJ	DND			
Mar. 27	@ TOR	0-0	2/1	13:01	
Mar. 30	@ NYI	0-1	1/1	9:32	
Apr. 2	@ TB	1-0	1/1	13:06	
Apr. 3	@ FLA	0-1	0/1	5:44	
Apr. 6	@ BUF	0-0	0/0	8:33	
Apr. 7	vs. TOR	1-0	3/1	9:50	
Apr. 9	vs. PHI	0-0	1/0	8:18	
Apr. 11	@ PHI	0-0	0/0	5:00	

2009-10 SCORING BREAKDOWN

Player	Pos	HOME					ROAD					TOTALS				
		GP	G	A	P	+/-	GP	G	A	P	+/-	GP	G	A	P	+/-
Corey Perry	R	41	16	31	47	+7	41	11	18	29	-7	82	27	49	76	0
Ryan Getzlaf	C	34	11	29	40	+7	32	8	21	29	-3	66	19	50	69	+4
Bobby Ryan	R	40	21	18	39	+9	41	14	11	25	0	81	35	29	64	+9
Saku Koivu	C	38	8	22	30	+10	33	11	11	22	+4	71	19	33	52	+14
Teemu Selanne	R	32	17	12	29	0	22	10	9	19	+3	54	27	21	48	+3
Scott Niedermayer	D	41	5	25	30	+5	39	5	13	18	-14	80	10	38	48	-9
James Wisniewski	D	33	2	17	19	+2	36	1	10	11	-7	69	3	27	30	-5
Ryan Whitney	D	29	4	9	13	-2	33	0	15	15	-4	62	4	24	28	-6
Todd Marchant	C	40	6	8	14	-9	38	3	5	8	-7	78	9	13	22	-16
Dan Sexton	R	17	5	3	8	+5	24	4	7	11	-8	41	9	10	19	-3
Matt Beleskey	L	29	6	4	10	-6	31	5	3	8	-4	60	11	7	18	-10
Steve Eminger	D	32	2	11	13	8	31	2	1	3	-7	63	4	12	16	+1
Jason Blake	L	15	4	3	7	-2	11	2	6	8	-4	26	6	9	15	-6
Joffrey Lupul	R	13	6	2	8	+1	10	4	2	6	+2	23	10	4	14	+3
Lubomir Visnovsky	D	10	5	7	12	-1	6	0	1	1	-5	16	5	8	13	-6
Kyle Chipchura	C	24	5	4	9	+4	31	1	2	3	-6	55	6	6	12	-2
Petteri Nokelainen	C	24	2	5	7	0	26	2	2	4	-7	50	4	7	11	-7
Ryan Carter	C	17	3	3	6	+6	21	1	2	3	-6	38	4	5	9	0
Evgeny Artyukhin	R	20	2	2	4	-3	17	2	3	5	+3	37	4	5	9	0
Sheldon Brookbank	D	30	0	3	3	+6	36	0	6	6	+4	66	0	9	9	+10
Mike Brown	R	38	4	1	5	+4	37	2	0	2	-3	75	6	1	7	+1
Troy Bodie	R	21	3	2	5	-3	23	2	0	2	-5	44	5	2	7	-8
Nick Boynton	D	20	1	3	4	+3	22	0	3	3	-2	42	1	6	7	+1
George Parros	R	27	2	0	2	+2	30	2	0	2	+2	57	4	0	4	+4
Brett Festerling	D	17	0	1	1	+6	25	0	2	2	-5	42	0	3	3	+1
Nick Bonino	C	4	1	1	2	+2	5	0	0	0	-2	9	1	1	2	0
Brendan Mikkelson	D	18	0	2	2	-6	10	0	0	0	-1	28	0	2	2	-5
Aaron Ward	D	10	0	2	2	+2	7	0	0	0	0	17	0	2	2	+2
Kyle Calder	L	6	0	1	1	-3	8	0	1	1	-4	14	0	2	2	-7
Nathan Ostryck	D	1	0	0	0	0	2	0	0	0	-1	3	0	0	0	-1
Andrew Ebbett	C	0	0	0	0	0	2	0	0	0	-1	2	0	0	0	-1
Erik Christensen	C	6	0	0	0	-2	3	0	0	0	-1	9	0	0	0	-3
Luca Sbisa	D	4	0	0	0	-1	4	0	0	0	0	8	0	0	0	-1
MacGregor Sharp	C	7	0	0	0	0	1	0	0	0	0	8	0	0	0	0

		GP	W	L	OT	GA	MIN	SAVES	SHOTS	GAA	SV%
Jonas Hiller	Home Totals	32	19	10	1	81	1737	938	1019	2.80	.921
	Road Totals	27	11	13	3	71	1601	770	841	2.66	.916
	Season Totals	59	30	23	4	152	3338	1708	1860	2.73	.918
		GP	W	L	OT	GA	MIN	SAVES	SHOTS	GAA	SV%
Curtis McElhinney	Home Totals	6	2	0	2	13	277	133	146	2.82	.911
	Road Totals	4	3	1	0	11	244	131	142	2.70	.923
	Season Totals	10	5	1	2	24	521	264	288	2.76	.917
		GP	W	L	OT	GA	MIN	SAVES	SHOTS	GAA	SV%
J.S. Giguere	Home Totals	8	4	1	2	15	467	213	233	1.93	.914
	Road Totals	12	0	7	3	41	641	309	347	3.84	.890
	Season Totals	20	4	8	5	58	1108	522	580	3.14	.900

2009-10 STATISTICAL BREAKDOWN

2009-10 DUCKS SEASON HIGHS & LOWS

GOALS BY PERIOD - HIGHS AND LOWS

DUCKS

	1st	2nd	3rd
High	4 (1/19/10 vs. BUF)	3 (Five times, last: 3/29/10 vs. DAL)	4 (Two times, last: 2/14/10 @ EDM)
Low	0 (Several Times)	0 (Several Times)	0 (Several Times)

OPPONENTS

	1st	2nd	3rd
High	3 (10/6/09 vs. SJ)	4 (10/24/09 vs. CBJ)	5 (11/14/09 @ DET)
Low	0 (Several Times)	0 (Several Times)	0 (Several Times)

SHOTS BY PERIOD - HIGHS AND LOWS

DUCKS

	1st	2nd	3rd	OT
High	19 (2/14/10 @ EDM)	19 (3/6/10 @ PHX)	18 (12/19/09 vs. PHX)	7 (Two times, last: 4/6/10 vs. LA)
Low	1 (10/11/09 @ NYR)	2 (10/3/09 vs. SJ)	2 (Three times, last: 1/14/10 @ LA)	0 (Two times, last: 12/11/09 @ DET)

OPPONENTS

	1st	2nd	3rd	OT
High	19 (Three times, last: 1/27/10 @ WSH)	21 (2/3/10 vs. DET)	22 (10/30/09 vs. VAN)	9 (4/8/10 @ DAL)
Low	2 (Two times, last: 3/3/10 vs. COL)	4 (Two times, last: 12/22/09 @ COL)	2 (Two times, last: 3/19/10 vs. NYI)	0 (Two times, last: 11/19/09 vs. TB)

2009-10 DUCKS RECORD BY DAYS OF THE WEEK

Mon.	4-2-0	Tues.	5-5-2
Wed.	8-6-0	Thurs.	4-6-1
Fri.	5-2-4	Sat.	7-9-1
Sun.	6-2-3		

DUCKS RECORD THIS SEASON WHEN:

Scoring no goals:	0-6-0	Allowing no goals:	3-0-0
Scoring one goal:	0-11-0	Allowing one goal:	8-1-0
Scoring two goals:	3-6-5	Allowing two goals:	19-1-2
Scoring three goals:	13-6-3	Allowing three goals:	6-8-5
Scoring four goals:	14-3-3	Allowing four goals:	3-9-4
Scoring five goals or more:	9-0-0	Allowing five goals or more:	0-13-0
Overall:	39-32-11	Overall:	39-32-11

DUCKS MISCELLANEOUS RECORDS:

When scoring a PP goal:	26-8-8	When not scoring a PP goal:	13-24-3
Not allowing a PP goal:	24-7-4	Allowing a PP goal:	15-25-7
Winning 50% or more faceoffs:	20-12-3	Winning less than 50% of faceoffs:	19-20-8
Day Games (before 5 pm):	2-0-0	Night Games	37-32-11
First Game of Back-to-back:	7-6-4	Second Game of back-to-back:	4-10-3

BREAKDOWN OF DUCKS RESULTS - 2009-10

	RECORD				GOALS		POWER PLAY			PENALTY KILLING		
	W	L	OT	PTS	GF	GA	PPG	ATT	%	PPGA	TSH	%
Games 1-10:	3	6	1	7	24	37	7	34	20.6	16	54	70.4
Games 11-20:	4	4	2	10	33	31	10	47	21.3	9	43	79.1
Games 21-30:	4	3	3	11	27	27	9	30	30.0	5	38	86.8
Games 31-40:	5	4	1	11	26	30	6	37	16.2	8	43	81.4
Games 41-50:	7	3	0	14	31	29	4	31	12.9	4	32	87.5
Games 51-60:	6	4	0	12	24	25	5	33	15.2	6	35	82.9
Games 61-70:	5	5	1	11	34	34	11	52	21.2	11	43	74.4
Games 71-80:	4	2	3	11	24	23	10	31	32.3	6	30	80.0
Games 81-82:	1	1	0	2	10	8	1	5	20.0	2	6	66.7
Overall:	39	32	11	89	235*	240*	63	300	21.0	67	324	79.3

*Does not include shootout goals


2009-10 TRANSACTIONS

- June 8, 2009** Signed RW **Mike Brown** to a two-year contract extension.
- June 26, 2009** Acquired RW **Joffrey Lupul**, D **Luca Sbisa**, a first-round selection in the 2009 NHL Entry Draft, a first-round selection in the 2010 NHL Entry Draft, and a conditional third-round selection in the 2010 NHL Entry Draft from Philadelphia in exchange for D **Chris Pronger**.
- June 26-27, 2009** Selected seven players in the 2009 NHL Entry Draft, including C **Peter Holland** at 15th overall and C **Kyle Palmieri** at 26th overall.
- June 30, 2009** Signed RW **Troy Bodie** to a two-year contract extension. Signed C **Erik Christensen** to a one-year contract extension.
- July 1, 2009** Signed D **Scott Niedermayer** to a one-year contract.
- July 6, 2009** Signed D **Brian Salcido** to a one-year contract.
- July 7, 2009** Signed C **Todd Marchant** to a two-year contract.
- July 8, 2009** Signed C **Saku Koivu** to a one-year contract.
- July 9, 2009** Signed D **Nick Boynton** to a one-year contract.
- July 10, 2009** Signed D **Steve McCarthy** to a one-year contract.
- July 13, 2009** Signed D **James Wisniewski** to a one-year contract.
- July 15, 2009** Signed C **Nicolas Deschamps** to a three-year entry-level contract.
- July 28, 2009** Named **Pete Peeters** Goaltending Consultant.
- July 29, 2009** Signed C **Petteri Nokelainen** to a one-year contract extension.
- Aug. 10, 2009** Acquired G **Justin Pogge** from Toronto in exchange for a conditional selection in the 2011 NHL Entry Draft.
- Aug. 13, 2009** Acquired RW **Evgeny Artyukhin** from Tampa Bay in exchange for LW **Drew Miller** and a third-round selection in the 2010 NHL Entry Draft.
- Aug. 20, 2009** Signed D **Brett Festerling** to a two-year contract.
- Sept. 4, 2009** Signed D **Steve Eminger** to a two-year contract.
- Sept. 4, 2009** Acquired LW **Shawn Weller** from Ottawa in exchange for RW **Jason Bailey**.
- Sept. 18, 2009** Assigned LW **Josh Brittain** (OHL/Barrie), D **Mat Clark** (OHL/Brampton), G **Marco Cousineau** (QMJHL/Drummondville), C **Nicolas Deschamps** (QMJHL/Chicoutimi), C **Peter Holland** (OHL/Guelph) and D **Stefan Warg** (WHL/Seattle) to juniors.
- Sept. 19, 2009** Assigned LW **Shawn Weller**, D **Brett Festerling**, C **MacGregor Sharp**, C **Maxime Macenauer** and J.P. **Levesseur** to San Antonio (AHL). Assigned D **Brian Salcido** to Manitoba (AHL). Assigned C **Brandon McMillan** to Kelowna (WHL).
- Sept. 20, 2009** Assigned LW **Matt Beleskey**, G **Timo Pielmeier** and RW **Dan Sexton** to San Antonio (AHL).
- Sept. 22, 2009** Assigned LW **Matt McCue** to Manitoba (AHL).
- Sept. 24, 2009** Traded D **Steve McCarthy** to Atlanta in exchange for future considerations.
- Sept. 25, 2009** Assigned D **Mark Mitera** to San Antonio (AHL).
- Sept. 26, 2009** Assigned LW **Ryan Donally** and G **Justin Pogge** to San Antonio (AHL).
- Sept. 27, 2009** Assigned RW **Troy Bodie** to San Antonio (AHL).
- Sept. 30, 2009** Assigned D **Brendan Mikkelson** to Toronto (AHL). Assigned LW **Logan MacMillan** to Bakersfield (ECHL).
- Oct. 2, 2009** Named D **Scott Niedermayer** team captain and centers **Saku Koivu** and **Ryan Getzlaf** alternate captains.
- Oct. 11, 2009** Recalled D **Brendan Mikkelson** from Toronto (AHL).
- Oct. 21, 2009** Recalled G **Justin Pogge** from Bakersfield (ECHL). Reassigned G **Justin Pogge** to Bakersfield.
- Oct. 23, 2009** Recalled LW **Matt Beleskey** from San Antonio (AHL).
- Oct. 26, 2009** Recalled G **Justin Pogge** from Bakersfield (ECHL). Assigned D **Luca Sbisa** to Lethbridge (WHL).
- Oct. 28, 2009** Signed LW **Kyle Calder** to a one-year contract and assigned him to Bakersfield (ECHL).
- Nov. 2, 2009** Reassigned LW **Matt Beleskey** to San Antonio (AHL).
- Nov. 9, 2009** Reassigned G **Justin Pogge** to Bakersfield (ECHL).
- Nov. 19, 2009** Reassigned C **Erik Christensen** to Manitoba (AHL).
- Nov. 14, 2009** Recalled LW **Kyle Calder** from Bakersfield (ECHL).
- Nov. 18, 2009** Recalled C **MacGregor Sharp** from Bakersfield (ECHL).
- Nov. 29, 2009** Recalled LW **Matt Beleskey** from Toronto (AHL).

2009-10 TRANSACTIONS

- Dec. 2, 2009** Acquired C **Kyle Chipchura** from Montreal in exchange for a fourth-round selection in the 2011 NHL Entry Draft. Recalled D **Brett Festerling** from Toronto (AHL). Reassigned D **Brendan Mikkelson** to Toronto (AHL).
- Dec. 4, 2009** Recalled RW **Dan Sexton** from Manitoba (AHL).
- Dec. 5, 2009** Reassigned C **MacGregor Sharp** to Bakersfield (ECHL).
- Dec. 28, 2009** Recalled RW **Troy Bodie** from Toronto (AHL).
- Dec. 30, 2009** Assigned LW **Kyle Calder** to Toronto (AHL).
- Jan. 3, 2010** Recalled C **MacGregor Sharp** from San Antonio (AHL).
- Jan. 5, 2010** Reassigned C **MacGregor Sharp** to San Antonio (AHL).
- Jan. 11, 2010** Signed G **Marco Cousineau** to a three-year entry-level contract.
- Jan. 30, 2010** Signed G **Jonas Hiller** to a four-year contract extension.
- Jan. 31, 2010** Acquired LW **Jason Blake** and G **Vesa Toskala** from Toronto in exchange for G **J.S. Giguere**. Reassigned RW **Dan Sexton** to Manitoba (AHL). Recalled G **Justin Pogge** from San Antonio (AHL).
- Feb. 1, 2010** Reassigned LW **Matt Beleskey** to Bakersfield (ECHL).
- Feb. 3, 2010** Assigned D **Nick Boynton** to Manitoba (AHL). Recalled LW **Matt Beleskey** from Bakersfield (ECHL).
- Feb. 6, 2010** Assigned G **Justin Pogge** to San Antonio (AHL).
- Feb. 15, 2010** Reassigned D **Brett Festerling** to Toronto (AHL).
- Feb. 25, 2010** Recalled D **Brendan Mikkelson** and **Brett Festerling** from Toronto (AHL), RW **Dan Sexton** from Manitoba (AHL) and G **Timo Pielmeier** from Bakersfield (ECHL).
- Mar. 1, 2010** Reassigned D **Brendan Mikkelson** to Toronto (AHL), and RW **Dan Sexton** and G **Timo Pielmeier** to Bakersfield (ECHL). Acquired D **Nathan Oystriick** and a conditional selection in the 2011 NHL Entry Draft from Atlanta in exchange for RW **Evgeny Artyukhin**.
- Mar. 2, 2010** Acquired a fourth-round selection in either the 2010 or 2011 NHL Entry Draft in exchange for D **Steven Kampfer**. Traded D **Nick Boynton** to Chicago for future considerations. Recalled RW **Dan Sexton** from Bakersfield (ECHL).
- Mar. 3, 2010** Acquired D **Aaron Ward** from Carolina in exchange for G **Justin Pogge** and a fourth-round selection in either the 2010 or 2011 NHL Entry Draft. Acquired D **Lubomir Visnovsky** from Edmonton in exchange for D **Ryan Whitney** and a sixth-round selection in the 2010 NHL Entry Draft. Acquired G **Curtis McElhinney** from Calgary in exchange for G **Vesa Toskala**. Acquired G **Joey MacDonald** from Toronto in exchange for a seventh-round selection in the 2011 NHL Entry Draft. Traded C **Petteri Nokelainen** to Phoenix in exchange for a sixth-round selection in the 2010 NHL Entry Draft. Recalled G **Timo Pielmeier** from Bakersfield (ECHL).
- Mar. 5, 2010** Reassigned G **Timo Pielmeier** to Bakersfield (ECHL).
- Mar. 15, 2010** Recalled LW **Kyle Calder** from Toronto (AHL).
- Mar. 17, 2010** Reassigned LW **Kyle Calder** to Toronto (AHL). Signed D **Jake Newton** to a three-year entry-level contract.
- Mar. 21, 2010** Signed C **Nick Bonino** to a two-year entry-level contract.
- Mar. 23, 2010** Signed C **Rob Bordson** to a two-year entry-level contract. Recalled D **Brendan Mikkelson** from Toronto (AHL).
- Mar. 25, 2010** Signed a multi-year affiliation agreement with the Syracuse Crunch (AHL).
- Mar. 30, 2010** Recalled G **J.P. Leveseur** from Springfield (AHL).
- Mar. 31, 2010** Signed D **Mathew Clark** to a three-year entry-level contract.
- Apr. 1, 2010** Recalled D **Nathan Oystriick** from Chicago (AHL).
- Apr. 2, 2010** Recalled G **Joey MacDonald** from Toronto (AHL). Reassigned G **J.P. Leveseur** to Springfield (AHL) and D **Brendan Mikkelson** to Toronto (AHL). Signed C **Peter Holland** to a three-year entry-level contract.
- Apr. 7, 2010** Recalled D **Brendan Mikkelson** from Toronto (AHL). Reassigned G **Joey MacDonald** to Toronto (AHL).
- Apr. 10, 2010** Reassigned D **Nathan Oystriick** to Chicago (AHL).
- Apr. 12, 2010** Reassigned RW **Dan Sexton** to Manitoba (AHL).

2008-09 ANAHEIM DUCKS



FRONT ROW (L-R) Jean-Sebastien Giguere, Executive Vice President/COO Tim Ryan, Senior Vice President of Hockey Operations David McNab, Executive Vice President & General Manager Bob Murray, Chris Pronger, Scott Niedermayer, Ryan Getzlaf, CEO Michael Schulman, Head Coach Randy Carlyle, Senior Vice President/CMO Bob Wagner, Jonas Hiller **SECOND ROW:** Assistant Coach Newell Brown, Assistant Coach Dave Farrish, Vice President of Human Resources Kim Kutcher, Vice President of Operations Kevin Starkey, Teemu Selanne, Rob Niedermayer, Bret Hedican, Todd Marchant, Vice President of Finance Doug Heller, Anaheim Arena Management Vice President of Finance Angela Wergechik, Goaltending Consultant Francois Allaire, Video Coordinator Joe Trotta **THIRD ROW:** Assistant Equipment Manager John Allaway, Equipment Manager Doug Shearer, Andrew Ebbett, James Wisniewski, Francois Beauchemin, Bobby Ryan, Ryan Carter, Mike Brown, Strength & Conditioning Coach Sean Skahan, Head Athletic Trainer Tim Clark, Assistant Athletic Trainer Meaghan Beaudoin **BACK ROW:** Equipment Assistant Chris Kincaid, Petteri Nokelainen, Sheldon Brookbank, Ryan Whitney, George Parros, Corey Perry, Brendan Mikkelsen, Erik Christensen, Brad Larsen, Massage Therapist James Partida

POSTSEASON NOTES IN PLAYOFF SECTION

THE SEASON:

The Ducks finished the 2008-09 regular season with a record of 42-33-7 for 91 points, ranking second in the Pacific Division and eighth in the Western Conference...Anaheim went 20-18-3 at home and 22-15-4 on the road in the regular season...the Ducks qualified for the playoffs for the fourth consecutive year and seventh time in club history (1997, 1999, 2003, 2006-2009).

THE STANDINGS CLIMB:

After 69 games, the Ducks were 32-31-6, 12th in the Western Conference standings (13th by winning percentage)...Anaheim rallied to make the playoffs by posting the best record in the NHL (by points and winning percentage) over the last 13 games, going 10-2-1 (21 points, .808 win%)...the Ducks joined only the 1996-97 Ottawa Senators and 2006-07 New York Rangers as teams to rally from as low as 12th place to make the playoffs with 13 games-or-less remaining in the season...the 1996-97 Senators were 12th through 69 games and finished seventh, while the 2006-07 Rangers were 12th through 72 games and finished sixth.

STRONG FINISH:

The Ducks finished the 2008-09 regular season winning five of the last seven games (5-1-1), 10 of 13 games (10-2-1) and were 11-3-1 in the last 15 overall...the Ducks scored at least one power play goal in eight of the last nine games (13-for-35, 37.1%) and went 20-for-48 (41.7%) over the final 13...in the last five contests, the Ducks were 9-for-16 on the power play for a 56.3% success rate...in addition, the club recorded 55 goals over the last 13 games (4.2 per game), scoring at least five goals in five of those contests.

ROAD SUCCESS:

Anaheim finished the 2008-09 regular season by recording points in a team-record nine consecutive road games (7-0-2; 16 points), besting the previous mark of eight games set earlier in the year (7-0-1; Oct. 21-Nov. 30)...the Ducks won six straight road games before losing in a shootout in the season finale on Apr. 11 at Phoenix, falling just one win shy of tying a club-record seven-game road winning streak from Nov. 28-Dec. 13, 2006...with a 22-15-4 road record, the Ducks tied a franchise record for most road wins in a single season (22-14-5, 2006-07).

LEADING THE WAY:

Center **Ryan Getzlaf** concluded the 2008-09 campaign ranked tied for third among NHL leaders in assists, tied for sixth in scoring (25-66=91) and tied for fourth in power play assists (28)...in addition to leading the club in assists and scoring, Getzlaf broke the Ducks single-season assist record (previously Kariya, 62) on his third helper of the night as part of a four-assist effort on Apr. 4 at San Jose...with two assists (0-2=2) on Apr. 2 at Vancouver, he set a single-season career high in assists (60), one game after establishing a personal best for points in a season on Mar. 31 at Edmonton (83).

HILLER STRONG IN NET:

Goaltender **Jonas Hiller** concluded the regular season ranked tied for seventh among NHL goaltenders in GAA (2.39) and tied for sixth in SV% (.919)...over his last 12 games, Hiller went 8-2-0 with a 2.44 GAA and .919 SV%, stopping 319-of-347 shots...prior to a 3-2 loss to San Jose on Apr. 5 at Honda Center, Hiller won seven consecutive decisions to tie Guy Hebert for the longest winning streak in franchise history (Hebert won seven straight games from Feb. 25-Mar. 22, 1995).

THE CAPTAIN LEADS THE WAY, AGAIN:

Scott Niedermayer concluded the regular season ranked second among all defensemen in scoring starting Jan. 1 (9-31=40, Mike Green of WSH had 23-27=50 points)...for the season, he ranked tied for third in the NHL in scoring and assists among defensemen...Niedermayer became Anaheim's all-time goal scorer among defensemen by surpassing Oleg Tverdovskiy with his 46th goal as a Duck on Mar. 8 vs. Minnesota...Niedermayer recorded his third three-point night of the season (1-2=3) on Mar. 31 at EDM, tying a single-game career high.

MOVING ON UP:

Right wing **Teemu Selanne** scored his 1,200th career NHL point with his overtime goal on Mar. 18 vs. Nashville...Selanne became the 45th player in NHL history to reach the milestone and only the sixth player born outside North America to reach the mark, joining Jaromir Jagr, Stan Mikita, Jari Kurri, Mats Sundin and Paul Stastny...he became the franchise's all-time games played leader with his 617th game as a Duck on Jan. 31 at Colorado...with his appearance that afternoon at Pepsi Center, Selanne surpassed former teammate Steve Rucchin for sole possession of first in all-time Ducks appearances.


2008-09 GAME-BY-GAME

Date	Team	W/L/OT	Record	GF-GA	Scorers	W Goal	PP	PK	SF-SA	W - L GtDtr	Attend.
10/9/2008	@ SAN JOSE	L	00-01-00	1-4	44	14	0-2	5-7	29-41	20 - 35	17496
10/12/2008	PHOENIX	L	00-02-00	2-4	20,16	91	0-4	4-5	35-24	30 - 35	17174+
10/14/2008	@ LOS ANGELES	L	00-03-00	3-6	17,22,8	25	0-5	6-9	26-23	35 - 35	14451
10/15/2008	EDMONTON	L	00-04-00	2-3	40,44	71	0-2	3-4	35-28	32 - 1	16604
10/17/2008	SAN JOSE	W	01-04-00	4-0	23,32,25P,26	23	1-7	7-7	20-38	35 - 20	17174+
10/19/2008	CAROLINA	L	01-05-00	1-3	23	17	0-4	4-4	33-24	49 - 35	16847
10/21/2008	@ TORONTO	W**	02-05-00	3-2	23,16,8X	8	0-1	4-4	21-38	35 - 31	19222
10/24/2008	@ OTTAWA	W	03-05-00	4-3	17,22,26,15P	15	1-3	5-7	32-30	1 - 31	19762
10/25/2008	@ MONTREAL	W	04-05-00	6-4	40,15,10P,14,32S,8P	32	2-3	5-6	25-51	35 - 31	21273
10/27/2008	@ COLUMBUS	W	05-05-00	3-2	15,10,8P	8	1-5	6-6	24-32	35 - 30	10494
10/29/2008	DETROIT	W*	06-05-00	5-4	8P,8P,17,23	23	3-8	5-7	34-38	35 - 30	17174+
10/31/2008	VANCOUVER	O**	06-05-01	6-7	27P,8P,5,25,8P,10	2	3-9	3-5	37-29	1 - 1	16704
11/2/2008	CALGARY	W	07-05-01	3-2	15,25,20	20	0-1	5-6	37-36	35 - 34	16965
11/4/2008	@ LOS ANGELES	W*	08-05-01	1-0	25	25	0-4	6-6	27-35	35 - 31	14327
11/5/2008	ST. LOUIS	W	09-05-01	5-2	44,8P,10,15,15	10	1-1	4-5	27-32	1 - 50	16144
11/7/2008	DALLAS	L	09-06-01	2-5	7,27P	37	1-5	3-5	30-26	35 - 35	17048
11/9/2008	FLORIDA	L	09-07-01	1-3	10	10	0-4	3-4	45-26	31 - 35	16951
11/14/2008	NASHVILLE	O*	09-07-02	3-4	7,14P,15P	2	2-4	3-5	35-35	39 - 35	16485
11/16/2008	LOS ANGELES	W	10-07-02	2-0	10,3	10	0-3	5-5	26-29	1 - 31	17174+
11/19/2008	WASHINGTON	L	10-08-02	4-6	54,15,54,8P	10	1-5	5-8	32-33	60 - 35	16076
11/21/2008	@ ST. LOUIS	O*	10-08-03	2-3	14,27P	12	1-5	3-5	28-28	34 - 35	19150
11/22/2008	@ DALLAS	W**	11-08-03	2-1	10P,15X	15	1-4	7-7	24-32	1 - 35	17734
11/24/2008	COLORADO	W	12-08-03	4-1	8P,14,25,8P	14	2-3	4-4	24-30	35 - 31	16632
11/28/2008	CHICAGO	W	13-08-03	1-0	15	15	1-1	2-2	21-26	1 - 38	16994
11/30/2008	@ CAROLINA	W	14-08-03	4-1	15,8P,44,44	8	1-4	4-4	27-37	1 - 49	14191
12/1/2008	@ DETROIT	L	14-09-03	1-2	14	81	0-2	4-4	16-47	30 - 1	18862
12/3/2008	@ CHICAGO	L	14-10-03	2-4	8P,25	19	1-3	4-5	32-41	38 - 1	21574
12/7/2008	COLUMBUS	W	15-10-03	5-3	15,20,15,54,44	54	0-3	5-6	34-32	35 - 31	16914
12/10/2008	ST. LOUIS	W	16-10-03	4-2	16,14P,7,14	7	1-4	4-5	36-28	35 - 50	16058
12/11/2008	@ SAN JOSE	L	16-11-03	0-2	-	12	0-5	3-3	31-27	20 - 1	17496
12/14/2008	MINNESOTA	W	17-11-03	4-2	15,10,7,54	7	0-5	3-4	34-28	35 - 29	16577
12/16/2008	NY RANGERS	L	17-12-03	1-3	14	14	0-3	4-5	20-29	30 - 1	16921
12/19/2008	@ EDMONTON	W**	18-12-03	3-2	44S,10P,10X	10	1-8	9-10	36-53	1 - 35	16839
12/22/2008	@ VANCOUVER	L	18-13-03	3-4	54P,27P,26	22	2-5	6-8	27-26	41 - 1	18630
12/23/2008	@ CALGARY	L	18-14-03	3-4	7,15,13	13	0-1	3-4	33-32	34 - 35	19289
12/27/2008	@ DALLAS	O*	18-14-04	3-4	14,7P,7	9	1-2	4-5	22-38	35 - 35	18532
12/28/2008	@ ST. LOUIS	W	19-14-04	4-3	44,27P,5,54P	54	2-4	4-6	29-30	1 - 50	19150
12/31/2008	COLUMBUS	L	19-15-04	0-2	-	11	0-5	4-4	27-29	1 - 35	16758
1/2/2009	PHILADELPHIA	O**	19-15-05	4-5	10,44,48P,15P	18	2-4	5-6	27-32	43 - 35	17597+
1/4/2009	PHOENIX	W	20-15-05	2-0	25P,54P	25	2-4	4-4	34-29	1 - 30	16878
1/6/2009	LOS ANGELES	W	21-15-05	3-1	54P,26P,44	26	2-5	3-4	26-18	1 - 31	17174+
1/8/2009	@ LOS ANGELES	L	21-16-05	3-4	54P,54,54	24	1-6	2-3	27-26	32 - 1	18118
1/9/2009	TAMPA BAY	L	21-17-05	3-4	48P,5,25	12	1-4	2-3	32-19	31 - 1	17174+
1/11/2009	NEW JERSEY	W	22-17-05	4-3	54,26,14,14	14	0-4	1-2	34-21	35 - 35	17331+
1/14/2009	DETROIT	L	22-18-05	3-4	15,10P,5	93	1-4	3-4	28-33	30 - 35	17525+
1/16/2009	@ PITTSBURGH	L	22-19-05	1-3	15P	24	1-4	3-3	22-24	29 - 35	17005
1/17/2009	@ MINNESOTA	W	23-19-05	3-0	10P,54,10	10	1-1	4-4	34-30	1 - 32	18568
1/20/2009	@ NY RANGERS	L	23-20-05	2-4	54P,10	19	1-5	5-7	34-30	30 - 1	18200
1/21/2009	@ NY ISLANDERS	L	23-21-05	1-2	54P	54	1-5	0-1	40-14	34 - 35	11853
1/27/2009	@ PHOENIX	W	24-21-05	7-3	14,10P,14,44,32,54,10	44	1-1	4-5	37-26	1 - 30	15383
1/28/2009	CHICAGO	L	24-22-05	2-3	54P,32S	19	1-2	2-3	38-27	39 - 1	17193+
1/31/2009	@ COLORADO	W	25-22-05	4-3	16,15,27P,8	8	1-5	4-5	31-37	1 - 31	17652
2/2/2009	BUFFALO	W	26-22-05	3-2	25,14P,10P	10	2-3	2-2	37-23	1 - 40	16874
2/4/2009	@ MINNESOTA	L	26-23-05	0-3	-	15	0-5	2-3	34-25	32 - 1	18568
2/5/2009	@ NASHVILLE	L	26-24-05	2-4	10,10	10	0-2	2-2	30-34	35 - 35	14877
2/7/2009	@ CALGARY	W	27-24-05	2-1	54,10	10	0-2	4-4	25-27	35 - 1	19289
2/11/2009	CALGARY	W*	28-24-05	3-2	27P,7,27	27	1-5	4-4	40-23	35 - 34	17270+
2/15/2009	ATLANTA	L	28-25-05	4-8	8,8,54,48	17	0-3	4-6	35-43	32 - 35	17228+
2/18/2009	LOS ANGELES	L	28-26-05	3-4	8P,15P,14	11	2-6	4-6	31-26	32 - 1	17089
2/20/2009	@ DETROIT	L	28-27-05	5-5	15P,54	40	1-4	3-5	26-34	29 - 35	20066
2/21/2009	@ COLUMBUS	W	29-27-05	2-2	25P,7,10,14,54	10	1-2	6-8	13-28	35 - 1	18628
2/24/2009	@ BUFFALO	W	30-27-05	3-2	8,22S,13	13	0-3	3-4	22-36	35 - 40	16960
2/26/2009	@ BOSTON	L	30-28-05	0-6	-	48	0-3	2-4	35-27	30 - 35	17565
2/28/2009	@ DALLAS	W	31-28-05	4-3	27,48P,10,8	8	1-3	3-4	18-33	35 - 35	18171
3/3/2009	@ CHICAGO	O*	31-28-06	2-3	18,54	24	0-3	2-2	28-37	38 - 35	21619
3/6/2009	DALLAS	L	31-29-06	2-3	34,9	21	0-3	3-4	38-16	35 - 35	17380+
3/8/2009	MINNESOTA	L	31-30-06	2-3	22S,27	15	0-3	4-4	38-25	32 - 1	17300+
3/11/2009	VANCOUVER	W*	32-30-06	4-3	8,15,17,27	27	0-6	5-5	41-35	1 - 1	16967
3/15/2009	SAN JOSE	L	32-31-06	0-1	-	24	0-4	4-4	34-30	20 - 1	17511+
3/18/2009	NASHVILLE	W*	33-31-06	4-3	10,48P,9P,8P	8	3-5	1-3	21-34	35 - 35	16181
3/19/2009	@ PHOENIX	W**	34-31-06	3-2	18,17,8X	9	0-2	5-5	27-28	1 - 30	12739
3/22/2009	PHOENIX	W	35-31-06	6-2	27P,16,10,15P,15P,48P	10	4-5	4-4	30-28	1 - 30	17215+
3/24/2009	@ NASHVILLE	W**	36-31-06	2-1	18,8X	8	0-1	2-3	19-32	35 - 35	16418
3/25/2009	@ COLORADO	W	37-31-06	7-2	26,8,10,10P,48P,44,17	10	2-6	3-4	29-36	1 - 31	16279
3/27/2009	EDMONTON	L	37-32-06	3-5	15,15P,10	51	1-9	3-4	54-20	35 - 35	17257+
3/29/2009	COLORADO	W	38-32-06	4-1	10,9P,9,18	9	1-4	1-2	31-27	1 - 31	17182+
3/31/2009	@ EDMONTON	W	39-32-06	5-3	21,27P,25P,44,44P	44	3-4	4-5	25-31	1 - 35	16839
4/2/2009	@ VANCOUVER	W**	40-32-06	6-5	8P,9,9,10,8,10X	10	1-1	3-4	32-30	1 - 1	18630
4/4/2009	@ SAN JOSE	W	41-32-06	5-2	9,10,13,8,9P	13	1-1	2-3	28-30	1 - 20	17496
4/5/2009	SAN JOSE	L	41-33-06	2-3	17S,10P	14	1-2	5-7	21-26	33 - 1	17398+
4/10/2009	DALLAS	W**	42-33-06	4-3	22,27,48,8X	8	0-4	3-4	39-45	1 - 35	17531+
4/11/2009	@ PHOENIX	O*	42-33-07	4-5	26P,10P,9P,8	41	3-4	4-6	35-33	30 - 35	16438

(* = OVERTIME ** = SHOOTOUT + = SELLOUT)

P = POWER PLAY GOAL S = SHORTHANDED GOAL X = SHOOTOUT GOAL

2007-08 ANAHEIM DUCKS



Front Row (L-R): J.S. Giguere, Executive Vice President/COO Tim Ryan, Senior Vice President of Hockey Operations Bob Murray, Executive Vice President & General Manager Brian Burke, Owner Henry Samueli, Rob Niedermayer, Chris Pronger, Chris Kunitz, Owner Susan Samueli, CEO Michael Schulman, Head Coach Randy Carlyle, Assistant General Manager David McNab, Jonas Hiller. **Second Row:** Assistant Coach Newell Brown, Assistant Coach Dave Farrish, Vice President of Human Resources Kim Kutcher, Vice President of Operations Kevin Starkey, Senior Vice President/CMO Bob Wagner, Teemu Selanne, Scott Niedermayer, Samuel Pahlsson, Todd Marchant, Senior Advisor to the General Manager Al Coates, Vice President of Sales & Marketing Steve Ubert, Vice President of Finance Doug Heller, Anaheim Arena Management Vice President of Finance Angela Wergechik, Video Coordinator Joe Trotta. **Third Row:** Assistant Equipment Manager John Allaway, Equipment Manager Doug Shearer, Doug Weight, Mathieu Schneider, Bobby Ryan, Sean O'Donnell, Ryan Getzlaf, Corey Perry, Francois Beauchemin, Marc-Andre Bergeron, Goaltending Consultant Francois Allaire, Strength & Conditioning Coach Sean Skahan, Head Trainer Tim Clark. **Back Row:** Visiting Team Equipment Attendant Chris Kincaid, Brad May, Travis Moen, Brian Sutherby, George Parros, Todd Bertuzzi, Kent Huskins, Joe DiPenta, Ryan Carter, Massage Therapist James Partida.

POSTSEASON NOTES IN PLAYOFF SECTION

THE SEASON:

The Ducks completed the 2007-08 regular season with a mark of 47-27-8 record for 102 points, finishing second in the Pacific Division and fourth in the Western Conference...Anaheim eclipsed the 100-point mark for the second consecutive year, while setting new season club records for the fewest goals allowed (184) and most home wins (28)...Anaheim finished the year winning eight of its last 10 (8-2-0) and 15 of the last 20 games (15-4-1)...at Honda Center, the club went 12-1-0 in the last 13 games and 19-3-1 over the final 23 home contests...the club clinched a playoff berth for the third consecutive year and sixth time in franchise history on Mar. 26 vs. Los Angeles in a 2-1 shootout triumph.

DUCKS SELL OUT THE SEASON:

The Ducks' sellout vs. Phoenix on Apr. 6 (17,269) marked the club's 40th in 40 games at Honda Center in 2007-08, a complete sellout for the regular season...it was just the second time a local NHL team (Southern California market) had sold out a full (non-lockout) regular season...the 1991-92 Los Angeles Kings were the only other such team to do so at the 16,005-seat Forum...the Ducks set franchise attendance records last season for sellouts (40), average attendance (17,195) and percent capacity (100.12%)...the Ducks broke the team record for consecutive regular season sellouts on Feb. 22 against the St. Louis Blues when they surpassed the previous record of 51 straight regular season sellouts set from Dec. 22, 1993-Oct. 20, 1995...the Ducks finished the regular season with a sellout streak of 74 games, the third-longest active regular season sellout streak among U.S.-based NHL teams (behind only Minnesota and the NY Rangers).

LEADERS BY ADDITION:

The Ducks went 20-5-1 after the return of right wing Teemu Selanne on Feb. 5 against the New York Islanders at Nassau Coliseum...the Ducks also had similar success when they welcomed the return of defenseman Scott Niedermayer and arrival of center Doug Weight...the Ducks owned the best winning percentage in the NHL after Selanne's return on Feb. 5 (.788) and the best winning percentage following Niedermayer's return on Dec. 16 (.708)...below is a closer look:

NHL STANDINGS BEGINNING FEB. 5

RK	TEAM	GP	W	L	OT	PTS	WIN %
1.	Anaheim	26	20	5	1	41	.788
2.	San Jose	30	20	7	3	43	.717
3.	Washington	29	19	7	3	41	.696
4.	Montreal	29	19	9	1	39	.672
5.	Pittsburgh	29	18	8	3	39	.672

WINNING AT HONDA CENTER:

The Ducks finished 28-9-4 at Honda Center in 2007-08, establishing a new franchise record for home wins in the regular season...the previous team record of 26 home wins was established during the 2005-06 season (26-10-5) and matched in the 2006-07 campaign (26-6-9)...the Ducks won a franchise-record 10 consecutive games at Honda Center from Feb. 17-Mar. 26, marking the longest home winning streak in the NHL in 2007-08.

THE TOP 10 LIST:

J.S. Giguere was one of only three goaltenders in the NHL in 2007-08 to rank among the top 10 in wins, goals-against average and save percentage...Giguere ranked second in GAA (2.12), third in SV% (.922) and tied for seventh in wins (35)...the only other two goaltenders who ranked among the top 10 in all three categories were New Jersey's Martin Brodeur and Minnesota's Niklas Backstrom.

HILLER SHINES:

Ducks goaltender Jonas Hiller closed the regular season on a strong note...from Mar. 1 through the end of the regular season, Hiller ranked second in the NHL with a .952 SV% (stopping 217-of-228 shots) and 1.55 GAA (11 GA/426 MIN) among goaltenders that played in at least five games (Hiller was 4-3-0 in those games).

WINNING WAYS:

Randy Carlyle (138-74-34) became Anaheim's winningest head coach in franchise history with a 2-1 victory over the New Jersey Devils on Feb. 8 at Prudential Center...Carlyle surpassed Ron Wilson's club record of 120 wins as a Ducks head coach with win No. 121 in his 223rd game behind the bench with Anaheim.

NHL STANDINGS BEGINNING DEC. 16

RK	TEAM	GP	W	L	OT	PTS	WIN %
1.	Anaheim	48	32	12	4	68	.708
2.	Pittsburgh	51	32	13	6	70	.686
3.	San Jose	52	32	14	6	70	.673
4.	Washington	49	30	13	6	64	.673
5.	Montreal	50	31	14	5	67	.670

2007-08 GAME-BY-GAME

Date	Team	W/L/OT	Record	GF - GA	Scorers	W Goal	PP	PK	SF - SA	W - L Gldtr	Attend.
09/29/07	@ LOS ANGELES	L	00-01-00	1-4	54P	4	1-8	4-7	27-21	45 - 30	17551
09/30/07	LOS ANGELES	W	01-01-00	4-1	10P,14P,10,32	14	2-4	4-4	25-23	1 - 35	17300
10/03/07	@ DETROIT	O**	01-01-01	2-3	4, 15P	26	1-5	5-7	15-42	39 - 30	17610
10/05/07	@ COLUMBUS	L	01-02-01	0-4	-	61	0-7	8-11	28-37	31 - 30	17852
10/06/07	@ PITTSBURGH	L	01-03-01	4-5	14P,15,14S,10	12	1-5	4-5	23-29	29 - 1	17132
10/10/07	BOSTON	W	02-03-01	2-1	15,23	23	0-3	3-3	30-19	30 - 30	17285+
10/14/07	MINNESOTA	L	02-04-01	0-2	-	12	0-8	4-4	37-25	29 - 35	17174+
10/15/07	DETROIT	W	03-04-01	6-3	40,14P,19,26S,10P,21S	26	2-11	8-9	29-35	30 - 39	17174+
10/17/07	NASHVILLE	W	04-04-01	3-1	10,56,18	56	0-2	2-2	31-29	35 - 30	17174+
10/20/07	@ DALLAS	L	04-05-01	1-3	25P	63	1-9	2-3	21-23	35 - 35	18057
10/23/07	@ ST. LOUIS	L	04-06-01	2-4	19,28	22	0-5	3-5	16-33	34 - 35	14764
10/25/07	PHOENIX	L	04-07-01	0-1	-	12	0-6	5-5	31-21	35 - 30	17174+
10/28/07	EDMONTON	O**	04-07-02	2-3	14,10	89	0-3	4-4	32-22	32 - 35	17174+
11/01/07	COLUMBUS	W**	05-07-02	2-1	44,11X	11	0-6	5-6	34-20	35 - 30	17174+
11/03/07	@ PHOENIX	W	06-07-02	5-2	11P,10,24,15P,10	24	2-6	4-5	39-32	35 - 35	15888
11/05/07	DALLAS	L	06-08-02	0-5	-	63	0-4	1-3	19-24	35 - 35	17174+
11/07/07	PHOENIX	O*	06-08-03	5-6	14P,22,19P,18,10	19	2-5	5-7	27-29	35 - 35	17174+
11/09/07	SAN JOSE	W**	07-08-03	3-2	15,19,15X	15	0-1	5-6	26-24	35 - 20	17174+
11/13/07	LOS ANGELES	W**	08-08-03	4-3	15P,22,40P,10X	10	2-4	6-8	33-32	35 - 35	17174+
11/15/07	@ LOS ANGELES	W	09-08-03	6-3	10,10,15,24,26,44	24	0-3	4-5	32-29	35 - 37	18118
11/17/07	@ SAN JOSE	W**	10-08-03	2-1	14,10X	10	0-2	4-4	29-29	35 - 20	17496
11/21/07	@ DALLAS	L	10-09-03	1-2	10P	15	1-6	4-6	18-24	41 - 35	18584
11/23/07	PHOENIX	O**	10-09-04	3-4	15,25P,25	19	1-4	4-5	26-38	30 - 1	17174+
11/25/07	LOS ANGELES	W	11-09-04	3-2	15,15,14	14	0-4	4-5	32-25	35 - 35	17174+
11/27/07	@ VANCOUVER	L	11-10-04	0-4	-	19	0-2	8-10	26-33	1 - 35	18630
11/29/07	@ CALGARY	W	12-10-04	4-1	22,14,10P,44S	14	1-1	5-6	26-39	35 - 34	19289
11/30/07	@ EDMONTON	L	12-11-04	1-5	15	10	0-5	7-8	22-35	35 - 35	18639
12/02/07	EDMONTON	L	12-12-04	0-4	-	14	0-4	3-5	25-21	32 - 35	17174+
12/05/07	BUFFALO	W	13-12-04	4-1	19,11P,4,10P	11	2-3	4-4	33-23	30 - 30	17174+
12/07/07	@ CHICAGO	W	14-12-04	5-3	10P,14,11,15,14	15	1-6	2-3	22-42	35 - 39	17734
12/08/07	@ NASHVILLE	L	14-13-04	2-4	7,15S	20	0-4	9-10	23-33	30 - 1	13469
12/10/07	@ COLUMBUS	W*	15-13-04	4-3	10P,10P,26S,25P	25	3-6	7-9	28-35	35 - 31	11984
12/12/07	VANCOUVER	L	15-14-04	2-3	25, 4	29	0-2	4-4	35-20	41 - 35	17174+
12/14/07	MINNESOTA	L	15-15-04	2-5	24,4P	25	1-2	2-6	30-19	29 - 35	17174+
12/16/07	SAN JOSE	O**	15-15-05	1-2	54	19	0-4	8-8	31-37	20 - 35	17174+
12/18/07	@ SAN JOSE	W	16-15-05	2-0	10,54P	10	1-5	5-5	16-20	35 - 20	17197
12/19/07	COLORADO	W*	17-15-05	2-1	25, 11	11	0-2	1-1	38-12	1 - 31	17174+
12/22/07	@ SAN JOSE	W	18-15-05	5-2	25,10P,14,4,21	14	1-4	4-5	24-29	35 - 20	17496
12/27/07	@ EDMONTON	W	19-15-05	2-1	10,39	39	0-3	3-3	23-16	35 - 32	16839
12/29/07	@ CALGARY	L	19-16-05	3-5	4P,16,27P	12	2-4	5-6	32-35	34 - 35	19289
12/30/07	@ VANCOUVER	L	19-17-05	1-2	15	24	0-2	2-3	22-22	1 - 1	18630
01/02/08	COLUMBUS	W	20-17-05	2-1	15,25P	25	1-5	5-5	34-27	35 - 31	17174+
01/04/08	CHICAGO	W	21-17-05	2-1	10,14P	14	1-7	4-4	32-21	1 - 39	17174+
01/05/08	@ PHOENIX	O**	21-17-06	2-3	15,39	88	0-3	3-4	31-34	30 - 35	16159
01/07/08	NASHVILLE	W	22-17-06	5-2	32,14,25P,10P,15	25	2-3	2-4	37-22	35 - 39	17174+
01/09/08	TORONTO	W	23-17-06	5-0	4,10,12,39P,14P	4	2-4	6-6	24-28	35 - 35	17174+
01/13/08	SAN JOSE	W*	24-17-06	4-3	4,10,39,23	23	0-5	2-3	29-29	35 - 1	17174+
01/15/08	DALLAS	W	25-17-06	4-2	27,22,15P,4P	15	2-5	3-3	36-24	35 - 35	17174+
01/17/08	@ NASHVILLE	W	26-17-06	2-1	12P,10	10	1-7	6-7	16-34	35 - 30	14193
01/18/08	@ MINNESOTA	W	27-17-06	4-2	4,10,25P,4	25	1-4	2-2	27-27	1 - 29	18568
01/20/08	@ DALLAS	L	27-18-06	2-5	11P,15	15	1-5	4-5	20-27	35 - 35	18461
01/23/08	DETROIT	L	27-19-06	1-2	25P	51	1-5	5-6	25-33	39 - 35	17355+
01/24/08	@ LOS ANGELES	L	27-20-06	1-3	44	7	0-5	5-6	32-31	35 - 35	18118
01/30/08	@ MINNESOTA	L	27-21-06	1-5	10	10	0-4	4-4	21-23	32 - 35	18568
02/01/08	@ ST. LOUIS	O**	27-21-07	0-1	-	10	0-4	3-3	30-20	34 - 35	19150
02/02/08	@ PHILADELPHIA	L	27-22-07	0-3	-	22	0-3	2-3	27-25	43 - 1	19822
02/05/08	@ NY ISLANDERS	W	28-22-07	3-0	27P,22,39	27	1-6	1-1	26-25	35 - 39	9649
02/07/08	@ NY RANGERS	W	29-22-07	4-1	11,10,14P,4	10	1-2	4-4	19-33	35 - 30	18200
02/08/08	@ NEW JERSEY	W	30-22-07	2-1	52,52	52	0-2	5-5	24-35	1 - 30	15332
02/10/08	@ DETROIT	W	31-22-07	3-2	52,11,40	40	0-2	6-8	19-29	35 - 30	20066
02/12/08	@ COLORADO	W	32-22-07	2-1	8P,26	26	1-3	4-4	29-33	35 - 60	16257
02/15/08	DALLAS	L	32-23-07	2-4	14,14	3	0-4	3-6	22-21	35 - 35	17323+
02/17/08	CALGARY	W	33-23-07	4-2	15,52,27P,25P	27	2-6	2-3	36-25	35 - 34	17174+
02/20/08	COLORADO	W**	34-23-07	3-2	8P,44,10X	10	1-6	4-4	22-28	35 - 31	17174+
02/22/08	ST. LOUIS	W*	35-23-07	2-1	8,26	26	0-3	4-4	29-17	35 - 34	17174+
02/24/08	CHICAGO	W	36-23-07	6-3	8P,15,8P,40,8,14	40	2-9	6-6	28-32	1 - 40	17174+
02/29/08	CALGARY	W	37-23-07	3-1	11,27P,8P	27	2-7	4-5	25-23	35 - 34	17174+
03/03/08	OTTAWA	W	38-23-07	3-1	4,10P,27P	10	0-6	4-4	31-25	35 - 29	17174+
03/05/08	@ CHICAGO	L	38-24-07	0-3	-	52	0-3	7-9	19-28	50 - 35	16666
03/06/08	@ COLORADO	L	38-25-07	0-1	-	8	0-3	6-6	27-30	60 - 1	18007
03/09/08	MONTREAL	W	39-25-07	3-1	22,14,26S	14	0-8	4-4	37-21	35 - 31	17174+
03/11/08	@ PHOENIX	O**	39-25-08	2-3	22,15	17	0-3	3-4	37-39	30 - 35	14683
03/12/08	VANCOUVER	W	40-25-08	4-1	22,32S,44,39P	32	1-4	5-6	31-31	1 - 1	17174+
03/15/08	ST. LOUIS	W	41-25-08	5-2	11,8P,44,44,15	44	1-5	1-1	33-40	35 - 34	17174+
03/19/08	@ DALLAS	W	42-25-08	2-1	27P,4P	4	2-5	7-7	17-21	35 - 35	18584
03/21/08	@ SAN JOSE	L	42-26-08	1-2	22	27	0-2	6-7	13-43	20 - 1	17496
03/22/08	@ PHOENIX	W	43-26-08	2-1	8,8P	8	1-6	4-5	15-31	1 - 30	17645
03/26/08	LOS ANGELES	W**	44-26-08	2-1	54P,11X	11	1-5	1-2	40-32	1 - 31	17331+
03/28/08	SAN JOSE	L	44-27-08	1-3	27P	27	1-3	2-3	24-27	1 - 31	17334+
03/30/08	DALLAS	W**	45-27-08	3-2	11P,11,14X	14	1-7	5-5	32-25	35 - 35	17174+
04/05/08	@ LOS ANGELES	W	46-27-08	4-3	33,8,15,8	8	0-2	3-3	26-31	35 - 39	18118
04/06/08	PHOENIX	W**	47-27-08	3-2	14,54,15X	15	0-0	1-2	43-34	1 - 30	17269+

(* = OVERTIME ** = SHOOTOUT + = SELLOUT)

P = POWER PLAY GOAL S = SHORTHANDED GOAL X = SHOOTOUT GOAL

2006-07 ANAHEIM DUCKS

2007 STANLEY CUP CHAMPIONS



FRONT ROW (L-R): J.S. Giguere, Assistant General Manager David McNab, Vice President/COO Tim Ryan, Senior Vice President of Hockey Operations Bob Murray, Executive Vice President & General Manager Brian Burke, Owner Henry Samueli, Chris Pronger, Scott Niedermayer, Rob Niedermayer, Owner Susan Samueli, CEO Michael Schulman, Head Coach Randy Carlyle, Senior Vice President/CMO Bob Wagner, Ilya Bryzgalov and Sebastien Caron. **SECOND ROW:** Trainer Rick Burrell, Assistant Coach Dave Farrish, Vice President of Finance Doug Heller, Vice President of Human Resources Kim Kutcher, Senior Vice President/General Manager of Honda Center Mike O'Donnell, Chris Kunitz, Andy McDonald, Teemu Selanne, Samuel Pahlsson, Todd Marchant, Ryan Shannon, Senior Advisor to the General Manager Al Coates, Vice President of Sales & Marketing Steve Obert, Assistant Coach Newell Brown and Video Coordinator Joe Trotta. **THIRD ROW:** Assistant Equipment Manager John Alloway, Equipment Manager Mark O'Neill, Mark Hartigan, Francois Beauchemin, Travis Moen, Corey Perry, Sean O'Donnell, Ryan Getzlaf, Brad May, Goaltending Consultant Francois Allaire, Director of Professional Scouting Rick Paterson, Strength & Conditioning Coach Sean Skahan and Head Trainer Tim Clark. **BACK ROW:** Visiting Team Equipment Attendant Chris Kincaid, Aaron Rome, Shawn Thornton, Kent Huskins, Joe DiPenta, Dustin Penner, George Parros, Ric Jackman, Drew Miller, Ryan Carter, Joe Motzko and Massage Therapist James Partida.

POSTSEASON NOTES IN PLAYOFF SECTION

PACIFIC DIVISION CHAMPIONS:

The Ducks finished the season with a record of 48-20-14 for 110 points, winning their first Pacific Division Title (finished second in Western Conference)... Anaheim's OT win vs. Dallas on Mar. 23 clinched a playoff berth, marking the first time in team history the club qualified for the playoffs in consecutive seasons (fifth playoff appearance overall)...the Ducks took over sole possession of first place in the Pacific Division on Oct. 27 and spent the final 72 games and 163 days atop of the Pacific Division...they clinched the division title on Apr. 7 with Vancouver's 4-3 OT win vs. SJ, then finished the season later that evening with a 4-3 win @ Columbus...below is a look at the Ducks' finish within its division in each of their 13 seasons in the NHL:

SEASON	DIVISION WINNER	DUCKS FINISHED
1993-94	Calgary Flames	Fourth (six-team division)
1994-95	Calgary Flames	Sixth (six-team division)
1995-96	Colorado Avalanche	Fourth (seven-team division)
1996-97	Colorado Avalanche	Second (seven-team division)
1997-98	Colorado Avalanche	Sixth (seven-team division)
1998-99	Dallas Stars	Third (five-team division)*
1999-00	Dallas Stars	Fifth (five-team division)
2000-01	Dallas Stars	Fifth (five-team division)
2001-02	San Jose Sharks	Fifth (five-team division)
2002-03	Dallas Stars	Second (five-team division)
2003-04	San Jose Sharks	Fourth (five-team division)
2005-06	Dallas Stars	Third (five-team division)
2006-07	Anaheim Ducks	First (five-team division)

*The Pacific Division was realigned to today's format prior to the 1998-99 season

RECORD-BREAKING SEASON:

After breaking nearly all major club records in 2005-2006, the Ducks followed suit with another record-breaking season...With a 48-20-14 record, the Ducks set new franchise records for wins (48) and standings points (110), reaching the 100-point mark for the first time in club history... Anaheim also set new club highs in goals (254 - does not include goals awarded for shootout wins), PP goals (89) and PP% (22.4%, 89-for-398).

STRONG FINISH:

The Ducks closed out the season earning standings points in six straight (4-0-2) and 17 of their last 20 games (13-3-4)...the club earned points in 12 of their last 13 home contests (8-1-4)...in addition, Anaheim recorded points in the last five consecutive (4-0-1) and seven of their last nine road games (5-2-2)... the Ducks recorded points in 62 of 82 games (110 of a possible 164).

2006-07 ANAHEIM DUCKS

HOT TICKET IN TOWN:

The Ducks finished the regular season having sold out 22 consecutive home contests (longest streak since 1998) and 24 of the last 25...the club recorded 25 total sellouts on the season, 13 more than it had in 2005-2006...the 25 sellouts matches the most since the 1997-98 season...the Ducks averaged 16,377 fans per game, an 8.2% increase over last year (15,131)...the club's average attendance and percent capacity (95.4%) were also the highest since the 1997-98 season.

WEST COAST WINNERS:

The Ducks recorded 106 points with their win Mar. 31 @ STL, breaking Los Angeles' 32-year record for most points by a West Coast team in NHL history...below is a look at the top nine West Coast teams in NHL history to eclipse 100 points:

TOP POINTS IN NHL HISTORY BY WEST COAST TEAMS

Team	Year	GP	Pts
Anaheim	2006-07	82	110 (48-20-14)
San Jose	2006-07	82	107 (51-26-5)
Los Angeles	1974-75	80	105 (42-17-21)
San Jose	2003-04	82	104 (43-21-18)
Vancouver	2002-03	82	104 (45-23-14)
Vancouver	2006-07	82	105 (49-26-7)
Los Angeles	1990-91	80	102 (46-25-10)
Vancouver	2003-04	82	101 (43-24-15)
Vancouver	1992-93	84	101 (46-29-9)

*The California/Oakland Seals' best finish was in 1968-69 with 69 points

TOUGH TO BEAT:

Anaheim netminder **J.S Giguere** finished the season with a record of 36-10-8...his GAA (2.26) was his lowest since the 2001-02 season (2.13) and his SV% (.918) was his best since 2002-03 (.920)...in 28 home starts, Giguere posted a 21-2-5 record with a 2.17 GAA (60 GA/1,660 min.) and .917 SV% (659-of-719 shots), having earned the Ducks points in 26 of those games...for the season, he ranked 10th in the NHL in wins, 5th in GAA and T-7th in SV%...in addition, with a win March 29 @ CBJ, Giguere broke his previous career-high and established a new franchise record for wins in a season (previous mark was 34 wins, set in 2002-03).



BETTER WITH AGE:

With a goal March 29 @ CBJ, **Teemu Selanne** became the oldest player in NHL history (age 36-or-older) to score 45-plus goals in one season (finished with 48)...Selanne was born on July 3, 1970...Selanne was also the first player in NHL history age 35-or-older to record consecutive 40+ goal seasons (had 40 in 2005-06)...it marked the 7th time in his career he hit the 40 goal plateau, the most among active NHL players...among league leaders, Selanne finished 3rd in the NHL (1st in the Western Conference) in goals and T-11th in the NHL in points (94)...he finished 1st in the NHL in power play goals (25) and T-1st in game-winning goals (10), which include two overtime winners.

SPECIAL TEAMS TOPS THE CHARTS:

The Ducks were the only team in the NHL this season to have a top-5 ranking in both power play and penalty killing percentage...the Ducks set a new club record for highest PP% in one season, finishing third in the NHL with a 22.4% success rate (89-for-398)...Anaheim finished fourth overall in PK%, killing 349-of-410 penalties on the campaign (85.1%)...the Ducks killed the last 22 consecutive opponent power play to end the season, going back to Mar. 28 @ CHI (did not allow a PP goal in the last five games).

LIGHTING THE LAMP:

The Ducks scored three-or-more goals in 54 of 82 contests in 2006-2007...during the final stretch, the Ducks scored three-or-more goals in 10 of their last 14 and 15 of their last 20 contests...Anaheim recorded 258 team goals, T-3rd in the Western Conference.

CLAMPING DOWN:

The Ducks were especially tough to score against during the third period in 2006-2007...Anaheim allowed only 64 goals in the final period of regulation, the second-least in the NHL...below is a look at the top five teams in the NHL who allowed the least amount of goals in the third period:

Team	Goals Allowed
Minnesota	55
Anaheim	63
Dallas	64
Detroit	64
New Jersey	67

2006-07 ANAHEIM DUCKS

NORRIS FINALISTS:


Ducks defensemen Scott Niedermayer and Chris Pronger were both Norris Trophy finalists...Niedermayer (15-54=69) and Pronger (13-46=59) both finished the season with 50-plus points, marking the first time in club history two defensemen hit that plateau (prior to the 2006-07 season, no pair of Ducks defensemen had each recorded 40-or-more points):

- Captain Scott Niedermayer led all NHL defensemen in scoring, becoming the first Anaheim blue-liner to do so... he was also tied for first in assists among defensemen.
- Despite missing 16 games due to injury, defenseman Chris Pronger finished the season tied for sixth in points, sixth in assists among NHL defensemen and fourth overall in avg. TOI...Pronger led the Ducks in plus/minus...in addition, he ranked first in points-per-game (.89) among NHL defensemen.



IRON MAN:

Samuel Pahlsson became the Ducks' all-time "Iron Man" with 275 consecutive games played...on Jan. 9 @ NSH, he passed Oleg Tverdovsky to move into first place on the Ducks' all-time consecutive games played list...Pahlsson played in all 82 games in each of the last three seasons and has not missed a game since being a healthy scratch on Feb. 5, 2003 @ Edmonton...in addition, Pahlsson is currently 7th in the NHL on the active games played list...Andy McDonald is now in 2nd place on the Ducks all-time consecutive games played list, having played in 243 consecutive games...below is a list of most consecutive games played list in Ducks history and the longest "Iron Man" streaks NHL:



DUCKS

Player	Consecutive Games Played
Samuel Pahlsson	275 (current)
Andy McDonald	243
Oleg Tverdovsky	237
Paul Kariya	195
Steve Rucchin	185

NHL (ACTIVE)

Player	Consecutive Games Played
Brendan Morrison, VAN	512
Cory Sarich, TB	388
Andrew Brunette, COL	371
Olli Jokinen, FLA	294
Jay Pandolfo, NJ	283
Brad Richards, TB	283
Samuel Pahlsson, ANA	275


2006-07 ANAHEIM DUCKS

#	Date	Team	W/L/OT	Record	GF- GA	Scorers	W Goal	PP	PK	SF - SA	W - L/Gldtr	Attend.
1	10/06/2006	LOS ANGELES	W	01-00-00	4-3	10,19,15,14P	14	1-5	6-7	32-44	35- 39	17174+
2	10/07/2006	@ PHOENIX	W	02-00-00	2-1	8P,17P	17	2-5	5-6	25-35	30- 31	15887
3	10/09/2006	ST. LOUIS	W	03-00-00	2-0	14P,14P	14	2-6	5-5	34-34	35- 1	13938
4	10/11/2006	NY ISLANDERS	O**	03-00-01	4-5	26,26,25P,10P	16	2-6	2-3	50-24	1- 35	12394
5	10/15/2006	DALLAS	O**	03-00-02	3-4	22S,27,19	36	0-4	8-10	39-35	35- 35	15269
6	10/18/2006	DETROIT	W	04-00-02	4-1	15P,37P,14P,10	37	3-10	7-7	31-22	35- 39	14767
7	10/20/2006	MINNESOTA	W	05-00-02	2-1	27,21	21	0-4	5-5	29-28	35- 35	13430
8	10/22/2006	@ LOS ANGELES	W**	06-00-02	3-2	38,17,15X	15	0-1	2-2	21-31	35- 31	18118
9	10/25/2006	EDMONTON	W	07-00-02	6-2	32,27,15,38,15,32	15	0-2	4-5	20-31	35- 35	13537
10	10/27/2006	@ MINNESOTA	O**	07-00-03	2-3	19,14	9	0-4	9-9	34-33	35- 35	18568
11	10/28/2006	@ CHICAGO	W	08-00-03	3-0	17,19P,44	17	1-7	3-3	22-14	30- 31	13580
12	10/30/2006	@ ST. LOUIS	W**	09-00-03	6-5	32,23,22,27P,17P,15X	15	2-3	7-9	33-24	35- 1	8629
13	11/01/2006	NY RANGERS	O*	09-00-04	3-4	8,25,15	68	0-6	7-9	33-34	80- 35	14350
14	11/03/2006	PHOENIX	W	10-00-04	6-2	14P,17,8P,21,19,25P	8	3-7	5-5	35-27	30- 31	14833
15	11/06/2006	PITTSBURGH	W*	11-00-04	3-2	14,10P,8P	8	2-9	2-2	40-17	35- 41	16599
16	11/09/2006	@ VANCOUVER	W	12-00-04	6-0	37,14,26,15,22,15	37	0-7	5-5	27-20	35- 1	18630
17	11/10/2006	@ CALGARY	L	12-01-04	0-3	-	22	0-5	2-2	37-18	34- 30	19289
18	11/12/2006	MINNESOTA	W	13-01-04	3-2	17,10,27P	27	1-5	0-0	38-26	35- 32	16306
19	11/15/2006	PHILADELPHIA	L	13-02-04	4-7	14,26,17P,19P	12	2-6	2-5	41-16	42- 35	15379
20	11/17/2006	CHICAGO	O**	13-02-05	3-4	23,8P,14P	15	2-11	3-3	45-24	39- 30	16526
21	11/19/2006	PHOENIX	W	14-02-05	6-4	19P,19,14P,14,14,44	14	2-5	1-4	30-28	35- 31	16394
22	11/21/2006	SAN JOSE	W	15-02-05	5-0	25,15P,8,23P,8	25	2-5	3-3	44-23	35- 20	15013
23	11/22/2006	@ COLORADO	O**	15-02-06	2-3	8P,17	19	1-4	4-4	32-43	60- 35	17104
24	11/24/2006	NEW JERSEY	W	16-02-06	4-2	17,26,22S,22	22	0-6	5-6	37-25	35- 30	16599
25	11/26/2006	CALGARY	W	17-02-06	5-3	26,8P,15P,8P	8	2-6	3-4	39-22	31- 29	17174+
26	11/28/2006	@ EDMONTON	W*	18-02-06	3-2	8P,14,15	15	1-3	4-4	26-22	35- 35	16839
27	11/30/2006	@ VANCOUVER	W	19-02-06	2-1	19,15P	15	1-7	2-2	30-24	35- 1	18630
28	12/02/2006	@ LOS ANGELES	W	20-02-06	4-3	32,8P,44,8P	8	2-6	5-7	29-41	35- 39	16141
29	12/03/2006	LOS ANGELES	L	20-03-06	2-3	15P,22	24	1-3	7-8	29-41	39- 35	17174+
30	12/06/2006	NASHVILLE	W	21-03-06	4-0	8,15,8P,14P	8	2-5	6-6	32-21	35- 30	15362
31	12/08/2006	@ WASHINGTON	W	22-03-06	6-1	45,22S,17,8,19,10	22	0-3	6-7	34-27	35- 37	12269
32	12/09/2006	@ TAMPA BAY	W	23-03-06	4-3	17,17P,8,14	14	1-2	5-5	25-27	35- 30	18719
33	12/12/2006	@ FLORIDA	W	24-03-06	5-4	10,15,23,25P,25	25	1-4	4-4	36-31	35- 35	13140
34	12/13/2006	@ ATLANTA	W	25-03-06	2-1	8P,8	8	1-5	6-7	32-35	35- 32	16028
35	12/16/2006	@ SAN JOSE	L	25-04-06	3-4	15P,10,17P	19	2-7	4-6	35-29	20- 35	17496
36	12/18/2006	CALGARY	W	26-04-06	4-1	19,26,17,10P	26	1-3	5-5	41-28	35- 34	17174+
37	12/20/2006	DALLAS	W	27-04-06	4-1	25,10,10,27P	10	1-4	3-3	27-27	35- 35	17174+
38	12/23/2006	@ PHOENIX	L	27-05-06	0-2	-	19	0-3	4-4	29-32	32- 35	14843
39	12/26/2006	@ SAN JOSE	W	28-05-06	4-3	39,14,17,10	10	0-4	5-6	30-21	31- 20	17496
40	12/29/2006	@ CAROLINA	L	28-06-06	2-4	8,8P	11	1-6	3-6	27-27	30- 31	18790
41	12/31/2006	@ MINNESOTA	L	28-07-06	3-4	8,27P,8P	21	2-7	7-10	20-29	35- 31	20568
42	01/02/2007	@ DETROIT	L	28-08-06	1-2	15P	40	1-5	4-5	32-30	39- 30	18666
43	01/05/2007	COLUMBUS	L	28-09-06	3-4	19P,32,8	27	1-7	7-7	36-33	30- 30	17405+
44	01/07/2007	DETROIT	W	29-09-06	4-2	32,43,15,44	15	0-2	5-7	27-35	30- 39	17418+
45	01/09/2007	@ NASHVILLE	O*	29-09-07	4-5	14,17P,15P,8	26	2-5	5-5	31-24	29- 30	11821
46	01/11/2007	@ DALLAS	W	30-09-07	5-1	8P,8P,27P,33,8	8	3-7	3-3	24-18	30- 35	18532
47	01/13/2007	COLORADO	O**	30-09-08	2-3	46,15	23	0-4	2-2	40-17	31- 30	17174+
48	01/16/2007	ST. LOUIS	L	30-10-08	2-6	10,8P	39	1-6	3-4	32-20	1- 30	17174+
49	01/18/2007	@ EDMONTON	L	30-11-08	1-4	8	20	0-3	5-5	24-20	35- 30	16839
50	01/19/2007	@ CALGARY	L	30-12-08	2-3	27P,27	11	1-4	5-6	24-22	34- 30	19289
51	01/28/2007	DALLAS	W	31-12-08	4-1	19,17,19,8P	17	1-7	4-5	28-31	35- 35	17331+
52	01/31/2007	PHOENIX	W	32-12-08	2-1	32,19P	19	1-3	3-3	40-25	35- 31	17174+
53	02/03/2007	@ NASHVILLE	L	32-13-08	0-3	-	2	0-4	6-8	36-20	29- 35	17113
54	02/06/2007	@ SAN JOSE	W	33-13-08	7-4	32,36,19,44,17,32,15S	17	0-1	3-5	31-38	35- 35	17496
55	02/07/2007	SAN JOSE	L	33-14-08	2-3	8,4S	9	0-5	4-5	22-29	35- 30	17466+
56	02/10/2007	@ DALLAS	L	33-15-08	0-1	-	36	0-6	5-6	32-21	41- 35	17793
57	02/13/2007	@ COLORADO	L	33-16-08	0-2	-	23	0-5	4-5	39-29	31- 35	17512
58	02/15/2007	@ PHOENIX	W**	34-16-08	5-4	8,25P,17,25P,8P	8	3-5	6-6	40-26	35- 31	15038
59	02/17/2007	@ LOS ANGELES	W*	35-16-08	3-2	8P,14,10X	10	1-5	4-5	34-32	35- 31	18118
60	02/18/2007	LOS ANGELES	O**	35-16-09	3-4	14,8P,15P	17	2-7	5-7	42-24	1- 35	17263+
61	02/20/2007	VANCOUVER	O*	35-16-10	2-3	47,14P	22	1-4	2-4	40-31	35- 35	17467+
62	02/23/2007	@ DALLAS	L	35-17-10	1-4	10	50	0-5	4-4	25-21	41- 35	17634
63	02/25/2007	COLORADO	W	36-17-10	5-3	19,19P,8,27,25P	27	2-7	3-5	41-26	35- 60	17174+
64	02/26/2007	@ SAN JOSE	W	37-17-10	3-2	17,17,8	8	0-1	4-5	19-42	20- 30	17496
65	03/01/2007	@ LOS ANGELES	O*	37-17-11	3-4	17P,27P,19	13	2-4	5-6	30-21	1- 30	17620
66	03/02/2007	SAN JOSE	W	38-17-11	3-1	17P,14,25P	14	2-5	6-6	25-31	30- 20	17174+
67	03/04/2007	NASHVILLE	W**	39-17-11	3-2	8,17,8X	8	0-5	2-2	35-14	35- 29	17174+
68	03/07/2007	PHOENIX	W	40-17-11	2-1	5P,33	33	1-3	4-4	26-25	35- 32	17174+
69	03/09/2007	EDMONTON	W	41-17-11	5-1	15P,10,15,17P,19	10	2-5	1-1	32-29	30- 35	17174+
70	03/11/2007	VANCOUVER	W	42-17-11	4-2	8P,19,18P	19	2-7	7-7	24-26	35- 1	17174+
71	03/14/2007	COLUMBUS	O**	42-17-12	4-5	10,23,23,14	9	0-5	6-7	38-27	30- 35	17174+
72	03/16/2007	CHICAGO	W	43-17-12	5-2	8,10P,8P,19,19P	8	3-7	6-8	26-33	30- 39	17174+
73	03/18/2007	LOS ANGELES	L	43-18-12	3-5	32,17,8	12	0-4	2-4	27-29	31- 35	17174+
74	03/22/2007	@ PHOENIX	L	43-19-12	1-2	32	21	0-4	5-5	23-21	31- 30	15593
75	03/23/2007	DALLAS	W*	44-19-12	3-2	14P,14P,27	27	2-3	3-4	35-36	35- 35	17421+
76	03/26/2007	@ DETROIT	L	44-20-12	0-1	-	13	0-4	3-3	25-28	39- 35	20066
77	03/28/2007	@ CHICAGO	W	45-20-12	3-1	17,17,16	17	0-3	2-3	23-21	30- 39	11295
78	03/29/2007	@ COLUMBUS	W	46-20-12	5-2	25,23P,15P,25P,8	15	3-6	4-4	31-25	35- 30	15340
79	03/31/2007	@ ST. LOUIS	W*	47-20-12	3-2	27P,19P,19	19	2-4	4-4	27-22	35- 30	18609
80	04/04/2007	SAN JOSE	O**	47-20-13	2-3	19,27P	29	1-4	3-3	39-31	20- 30	17440+
81	04/06/2007	@ DALLAS	O**	47-20-14	1-2	8	17	0-3	5-5	22-30	35- 30	18584
82	04/07/2007	@ COLUMBUS	W	48-20-14	4-3	8P,17,8P,15	15	2-3	4-4	25-45	35- 39	17391

(* = OVERTIME ** = SHOOTOUT += SELLOUT)

P = POWER PLAY GOAL S = SHORTHANDED GOAL X = SHOOTOUT GOAL

2005-06 MIGHTY DUCKS OF ANAHEIM



FRONT ROW (L-R): J.S. Giguere, Executive Vice President/COO Tim Ryan, Senior Vice President of Hockey Operations Bob Murray, Executive Vice President/General Manager Brian Burke, Owner Henry Samueli, Alternate Captain Teemu Selanne, Captain Scott Niedermayer, Alternate Captain Rob Niedermayer, Owner Susan Samueli, CEO Michael Schulman, Head Coach Randy Carlyle, Senior Vice President/CMO Bob Wagner, Ilya Bryzgalov. **SECOND ROW:** Video Coordinator Joe Trotta, Assistant Coach Dave Farrish, Senior Advisor to the General Manager Al Coates, Vice President of Amateur Scouting Chuck Fletcher, Samuel Pahlsson, Ruslan Salei, Andy McDonald, Joffrey Lupul, Assistant GM David McNab, Vice President of Sales & Marketing Steve Obert, Assistant Coach Newell Brown, Goaltending Consultant Francois Allaire. **THIRD ROW:** Assistant Equipment Manager John Allaway, Equipment Manager Mark O'Neill, Strength & Conditioning Coach Sean Skahan, Chris Kunitz, Jeff Friesen, Vitaly Vishnevski, Jason Marshall, Todd Marchant, Visiting Team Equipment Attendant Chris Kincaid, Head Trainer Tim Clark, Massage Therapist James Partida. **BACK ROW:** Francois Beauchemin, Travis Moen, Todd Fedoruk, Sean O'Donnell, Ryan Getzlaf, Corey Perry, Joe DiPenta, Jonathan Hedstrom.

POSTSEASON NOTES IN PLAYOFF SECTION

PLAYOFF BOUND

The Ducks finished the regular season with a record of 43-27-12, good for 98 standings points and a sixth place finish in the Western Conference...the club clinched a playoff spot on Apr. 10 @ VAN, the fourth post-season berth in club history.

A RECORD-BREAKING SEASON

The Ducks set club-records in wins (43) and points (98), eclipsing the previous marks of 40 and 95, respectively, set in 2002-2003...Anaheim's 26 wins at HOME (26-10-5) also set a club-record, breaking the record of 23 in 1996-97 (23-12-6)...the Ducks also set club-records for goals scored with 251 (not including team goals awarded in shootouts) and power play goals with 87...all of these marks were broken again the next season (2006-2007).

STEADY CLIMB

On Jan. 13, the Ducks were 10th in the Western Conference (19-16-7, 45 points) and eight points out of the last playoff spot (occupied at the time by Colorado)...from that point on, Anaheim had a record of 24-11-5 for 53 points...the Ducks became just the fourth NHL team to qualify for the playoffs when trailing the 8th place team by 8 points-or-more anytime after Jan. 1...the first three teams to do so were the NY Islanders (1993-94 - finished 7th), Ottawa Senators (1996-97 - finished 7th) & Vancouver Canucks (2001-2002 - finished 8th)...the San Jose Sharks followed suit by becoming the fifth such team to accomplish the feat...the NHL standings switched to the current format in 1992-93.

ANOTHER GREAT SEASON

Ducks Captain Scott Niedermayer established then career highs in points, assists and games played with 13-50-63 points in 82 games in 2005-2006...his assist and point totals were new franchise records for a defenseman (records he broke again the following season)...Niedermayer finished the season ranked 6th in the NHL in points and T-4th in assists by a defenseman...in his Norris Trophy winning season of 2003-04, Niedermayer scored 14-40-54 points in 81 games...in January, he was named to Canada's Olympic Team but elected not to play so he could have arthroscopic knee surgery during the Olympic Break...after the Olympic Break, he scored 4-17-21 points in 25 games in leading the Ducks to a 16-8-1 record...he was one of four Ducks' players to play in every game, marking the first time in his career he played all 82 games.

FLASHY FINN

Ducks right wing Teemu Selanne scored 40-50-90 points in 80 games with a +28 rating...he led the Ducks in goals, points, plus/minus, power play goals (18) and shooting percentage (15.0%)...after leading Finland to the Silver Medal at the 2006 Winter Olympics (was named best forward in the tournament), Selanne had 14-22-36 points with a +8 rating in his last 25 games (only Thornton and Cheechoo of SJ had more points)...his 40 goals are the most he scored in one season since 1998-1999, when he scored 47...he finished the season ranked T-13th in the NHL in points, T-10th in goals.

2005-06 GAME-BY-GAME

#	DATE	TEAM	W/L/T/O	RECORD	GF - GA	SCORERS	W/T GOAL	PP	PK	SF - SA	W - L GLDTR	ATTEND.
1	10/05/2005	@ CHICAGO	W	01-00-00	5-3	13P,15S,15,27P,44S	27	2-9	8-9	24-39	35 - 53	16533
2	10/08/2005	@ NASHVILLE	O**	01-00-01	2-3	26,39	9	0-5	3-4	35-35	29 - 35	16279
3	10/10/2005	EDMONTON	L	01-01-01	2-4	13,61	20	0-7	5-8	33-32	30 - 35	17174+
4	10/14/2005	COLUMBUS	W	02-01-01	4-3	32,15,15P,3	3	1-6	7-9	36-19	35 - 31	12930
5	10/16/2005	@ MINNESOTA	L	02-02-01	1-4	7	17	0-7	6-8	29-22	35 - 35	18568
6	10/19/2005	@ ST. LOUIS	L	02-03-01	2-3	8,13P	4	1-6	5-7	30-34	40 - 30	10882
7	10/21/2005	@ DETROIT	L	02-04-01	2-3	13,51P	37	1-4	5-8	25-39	34 - 30	20066
8	10/23/2005	PHOENIX	W	03-04-01	5-3	39,13,19P,17S,44P	17	2-6	5-7	28-27	30 - 30	13733
9	10/25/2005	@ LOS ANGELES	L	03-05-01	1-3	19	20	0-7	7-8	30-33	35 - 30	18118
10	10/26/2005	CALGARY	W	04-05-01	4-1	15P,19,3P,13P	19	3-6	6-7	31-26	35 - 34	11774
11	10/28/2005	ST. LOUIS	W	05-05-01	6-4	15,13P,17P,39,44P,13	44	3-8	6-7	39-28	35 - 50	12510
12	10/30/2005	PHOENIX	W	06-05-01	3-2	13,19,19P	19	1-4	6-7	27-36	35 - 30	12956
13	11/01/2005	NASHVILLE	W	07-05-01	4-1	19,17P,27P,38	17	2-10	7-7	35-33	35 - 29	11690
14	11/03/2005	@ COLORADO	L	07-06-01	3-4	39,15P,15S	24	1-3	7-7	23-32	1 - 30	18007
15	11/04/2005	SAN JOSE	O*	07-06-02	0-1	-	11	0-6	6-7	21-32	31 - 35	12546
16	11/06/2005	MINNESOTA	O**	07-06-03	3-4	25,51,51P	25	1-9	4-4	42-21	35 - 35	14053
17	11/12/2005	@ PHOENIX	O*	07-06-04	1-2	51	4	0-5	4-4	44-30	31 - 35	16358
18	11/13/2005	DALLAS	L	07-07-04	1-3	17	26	0-7	5-6	41-19	35 - 35	14018
19	11/16/2005	DALLAS	L	07-08-04	2-4	32,27P	26	1-5	9-10	32-38	35 - 30	12189
20	11/18/2005	COLORADO	L	07-09-04	2-3	17,13P	40	1-6	6-7	33-31	31 - 30	15614
21	11/20/2005	VANCOUVER	L	07-10-04	2-3	19P,44P	6	2-10	9-10	33-29	39 - 30	14149
22	11/22/2005	@ PHOENIX	W	08-10-04	2-1	28,13	13	0-2	7-7	20-20	30 - 31	13696
23	11/23/2005	@ DALLAS	L	08-11-04	1-3	13	44	0-7	6-8	21-27	35 - 30	18532
24	11/25/2005	DETROIT	W	09-11-04	3-1	19,13P,17S	13	1-3	4-5	29-29	30 - 30	17174+
25	11/27/2005	CHICAGO	W	10-11-04	3-1	13,15,44	15	0-8	7-7	25-35	30 - 53	13078
26	11/30/2005	PHOENIX	W	11-11-04	4-1	15,13,38,76P,76P,25P	13	3-8	7-7	35-17	30 - 30	12050
27	12/03/2005	ATLANTA	W	12-11-04	2-1	15,19P	19	1-4	4-4	28-21	30 - 35	14532
28	12/06/2005	CAROLINA	L	12-12-04	2-6	44,23	14	0-4	4-5	37-31	29 - 30	13045
29	12/08/2005	@ BUFFALO	O*	12-12-05	2-3	38,15	61	0-4	1-2	30-31	43 - 35	12504
30	12/10/2005	@ MONTREAL	W	13-12-05	5-3	25,39,24,17,44P	17	1-6	5-7	37-24	35 - 60	21273
31	12/12/2005	@ TORONTO	L	13-13-05	2-3	44,13	10	0-8	4-6	29-27	32 - 35	19401
32	12/14/2005	TAMPA BAY	W	14-13-05	4-2	22,25P,23P,44	23	2-7	6-7	33-24	35 - 47	12286
33	12/16/2005	LOS ANGELES	O**	14-13-06	3-4	39,22,15P	38	1-4	4-6	45-37	31 - 35	17174+
34	12/18/2005	SAN JOSE	W	15-13-06	5-4	38S,27,29,22,44	44	0-4	4-5	34-34	35 - 20	16297
35	12/20/2005	@ SAN JOSE	L	15-14-06	2-4	39P,13P	14	2-9	2-3	35-21	20 - 35	16172
36	12/21/2005	ST. LOUIS	W	16-14-06	6-3	13,19P,26S,28,13P,33	28	1-7	7-8	36-25	35 - 50	13381
37	12/28/2005	@ COLUMBUS	L	16-15-06	0-1	-	25	0-4	10-10	40-42	30 - 35	17387
38	12/31/2005	@ ST. LOUIS	W**	17-15-06	5-4	19,38,5,38,38X	38	0-3	4-7	33-34	35 - 1	13286
39	01/01/2006	@ NASHVILLE	W	18-15-06	4-2	15,15,27P,17	27	1-7	4-4	36-23	30 - 29	17113
40	01/06/2006	@ DALLAS	O**	18-15-07	3-4	19P,26,13P	20	2-7	6-6	26-25	1 - 35	18532
41	01/07/2006	@ MINNESOTA	L	18-16-07	1-4	29	25	0-4	7-8	23-36	35 - 30	18568
42	01/09/2006	LOS ANGELES	W	19-16-07	6-2	51P,19P,17,17,38,17	17	2-5	5-6	27-43	35 - 31	17174+
43	01/13/2006	WASHINGTON	O*	19-16-08	2-3	15,32	8	0-3	2-2	34-26	1 - 35	16186
44	01/16/2006	@ BOSTON	O*	19-16-09	3-4	27P,38,51P	37	2-9	4-4	28-24	30 - 30	15279
45	01/19/2006	@ OTTAWA	W**	20-16-09	4-3	38P,13,22,38X	38	1-4	3-4	39-33	35 - 39	19387
46	01/21/2006	FLORIDA	W	21-16-09	1-0	38	38	0-7	7-7	31-30	35 - 1	17011
47	01/23/2006	@ LOS ANGELES	O**	21-16-10	2-3	23,23P	6	1-4	9-9	35-34	31 - 35	18118
48	01/25/2006	EDMONTON	L	21-17-10	3-6	38P,13P,13	44	2-6	8-10	22-26	30 - 35	14456
49	01/26/2006	@ SAN JOSE	W	22-17-10	2-0	19,15P	19	1-5	6-6	32-24	30 - 20	16174
50	01/28/2006	@ LOS ANGELES	W	23-17-10	6-2	15P,61,51P,38,61P,27P	51	4-8	6-8	33-32	30 - 31	18118
51	01/30/2006	LOS ANGELES	W*	24-17-10	4-3	13P,51P,13,27	27	2-6	3-4	45-32	30 - 31	17174+
52	02/01/2006	SAN JOSE	L	24-18-10	4-6	13P,19P,38,76	14	2-9	5-8	39-35	20 - 30	16542
53	02/04/2006	@ SAN JOSE	W	25-18-10	2-0	29,13	29	0-5	8-8	24-35	35 - 20	17496
54	02/06/2006	@ EDMONTON	O**	25-18-11	5-6	19,61,38,22,27	34	0-5	3-5	40-30	1 - 35	16839
55	02/08/2006	@ CALGARY	L	25-19-11	1-3	19P	22	1-6	2-5	32-24	34 - 35	19289
56	02/10/2006	@ VANCOUVER	W	26-19-11	3-1	33,19,15P	19	1-4	5-5	30-28	30 - 35	18630
57	02/12/2006	CHICAGO	W	27-19-11	4-1	15P,76,61,15	76	1-8	2-2	32-24	35 - 30	17174+
58	03/01/2006	DETROIT	L	27-20-11	0-2	-	96	0-5	7-8	24-33	30 - 35	16606
59	03/03/2006	MINNESOTA	W	28-20-11	4-2	26S,61P,8,13	8	1-5	3-3	32-38	35 - 30	17048
60	03/05/2006	COLUMBUS	O**	28-20-12	2-3	51P,19	61	1-6	7-9	45-34	31 - 35	16124
61	03/07/2006	SAN JOSE	W*	29-20-12	5-4	15,19P,19P,61P,8	8	2-4	5-6	27-48	35 - 20	15488
62	03/11/2006	@ PHOENIX	W	30-20-12	5-3	44,13,17,23P,44	23	1-10	7-8	36-17	35 - 31	17799
63	03/12/2006	PHOENIX	W	31-20-12	5-2	15P,26,12,61,22	12	1-8	4-4	45-22	30 - 35	17174+
64	03/15/2006	@ DETROIT	L	31-21-12	1-3	13P	23	1-6	3-4	26-29	30 - 35	20066
65	03/17/2006	@ CHICAGO	W	32-21-12	2-1	19,19	19	0-5	6-6	30-23	35 - 53	12031
66	03/19/2006	@ COLUMBUS	W	33-21-12	4-3	23,32,61,15P	15	1-6	8-9	29-28	35 - 30	16519
67	03/20/2006	@ DALLAS	W	34-21-12	2-1	19,26	26	0-2	2-3	18-25	35 - 35	18150
68	03/22/2006	COLORADO	W*	35-21-12	5-4	51P,27P,27P,19,17	17	3-5	2-3	36-29	35 - 31	15627
69	03/24/2006	NASHVILLE	W	36-21-12	6-3	13P,38P,13,61,19,19P	61	3-6	5-6	30-39	35 - 29	16373
70	03/25/2006	@ PHOENIX	W	37-21-12	5-2	27P,13P,61,13,23P	61	3-4	7-7	27-34	35 - 30	17605
71	03/28/2006	@ COLORADO	L	37-22-12	3-4	21,13,51	15	0-5	3-3	31-35	31 - 35	18007
72	03/29/2006	@ DALLAS	L	37-23-12	1-2	51	39	0-3	6-8	16-29	35 - 35	17764
73	03/31/2006	DALLAS	W**	38-23-12	5-4	38,26S,29,19,44X	44	0-5	2-4	36-31	35 - 35	17174+
74	04/02/2006	VANCOUVER	W	39-23-12	6-2	13P,26,23,51P,26,13	23	2-5	4-5	30-29	35 - 35	17174+
75	04/04/2006	LOS ANGELES	L	40-23-12	6-2	13P,15P,13P,26,26,61	13	3-4	3-3	41-18	35 - 31	17174+
76	04/06/2006	DALLAS	L	40-24-12	3-5	44,19P,15	39	1-7	5-7	35-28	35 - 35	17174+
77	04/08/2006	@ LOS ANGELES	W	41-24-12	4-2	44,15P,38,38P	38	2-6	8-9	23-27	35 - 31	17242
78	04/10/2006	@ VANCOUVER	L	42-24-12	4-2	27,44,19P,13	19	1-5	5-7	18-41	35 - 35	18630
79	04/11/2006	@ CALGARY	L	42-25-12	0-3	-	17	0-4	1-2	32-25	34 - 30	19289
80	04/13/2006	@ EDMONTON	L	42-26-12	1-2	19	83	0-4	5-5	24-37	35 - 35	16839
81	04/15/2006	@ SAN JOSE	L	42-27-12	3-6	51P,15,19	14	1-7	4-7	34-22	35 - 35	17496
82	04/17/2006	CALGARY	W	43-27-12	4-3	61P,38P,19,13P	13	3-13	7-8	34-32	35 - 33	17174+

(* = OVERTIME, ** = SHOOTOUT, + = SELLOUT)

P = POWER PLAY GOAL S = SHORTHANDED GOAL X = SHOOTOUT GOAL

2003-04 MIGHTY DUCKS OF ANAHEIM



Front Row (L-R): Jean-Sebastien Giguere, Director of Hockey Operations Chuck Fletcher, Assistant General Manager David McNab, Senior Vice President/General Manager Bryan Murray, Alternate Captain Keith Carney, Captain Steve Rucchin, Alternate Captain Sergei Fedorov, Head Coach Mike Babcock, Assistant Coach Lorne Henning, Senior Vice President Business Operations Al Coates, Martin Gerber. **Second Row:** Head Athletic Trainer Chris Phillips, Goaltending Consultant Francois Allaire, Assistant Coach Paul MacLean, Ruslan Salei, Vaclav Prospal, Rob Niedermayer, Petr Sykora, Assistant Coach Greg Carvel, Equipment Manager Mark O'Neill, Assistant Equipment Manager John Alloway. **Third Row:** Training Room Assistant Guido Sendowsky, Andy McDonald, Samuel Pahlsson, Mike Leclerc, Sandis Ozolinsh, Martin Skoula, Vitaly Vishnevski, Niclas Havelid, Massage Therapist Vincent Bennett. **Fourth Row:** Visiting Team Equipment Attendant Chris Kincaid, Joffrey Lupul, Cam Severson, Lance Ward, Garrett Burnett, Petr Schastlivy, Jason Krog, Strength and Conditioning Coach Sean Skahan.

THE SEASON:

The Ducks finished the season with a mark of 29-35-10-8 for 76 points (fourth in Pacific Division, 12th in the Western Conference)...Anaheim ended the season going 13-12-2-1 over the last 28 games...the Ducks went 19-11-7-4 at home, 10-24-3-4 on the road.

DUCKS SOLID AT HOME IN 2003-04:

The Ducks (19-11-7-4 at the Arrowhead Pond) had at least one point in 15 of the last 19 (11-4-2-2) and 29 of the last 38 games at home (19-9-7-3)...including the last 33 regular season home games of the 2002-2003 season, the Ducks had a record of 38-17-13-6 over the last 74 home games, earning at least one point in 57 of the 74 contests at Honda Center (19-6-6-2 in last 33 home games in 2002-03, 19-11-7-4 in 2003-2004).

DUCKS LED LEAGUE

IN FACEOFF PERCENTAGE FOR SECOND STRAIGHT SEASON:

The Mighty Ducks of Anaheim led the NHL in face-off percentage for the second consecutive year, winning 55.3% of their face-offs (2882-of-5208 total)...Carolina finished second winning 54.9%... Jason Krog led the team for the second straight year and ranked fourth in the NHL, with a 58.5 winning percentage (450-of-769), while Sergei Fedorov ranked 12th in the NHL (56.6%)...the Ducks won a season-high 67.2 percent in the home opener vs. Phoenix on Oct. 12...Anaheim won 50% or more of its face-offs in 17 of its last 19 games and 20 of the last 24...in 2002-2003, Anaheim finished first in the NHL with a 55.2 win percentage...Krog led the team and was second in the NHL with a 60.4 winning percentage (634 TF - 383 wins) in 2002-03...below is a breakdown of the top face-off teams in 2003-04.

NHL TEAMS RANKED BY FACEOFF PERCENTAGE SEASON

1. Anaheim – 55.3%
2. Carolina – 54.9%
3. Detroit – 52.5%
4. Boston – 52.1%
5. Toronto – 52.1%

2003-04 GAME-BY-GAME

GAME	DATE	OPPONENT	RESULT	RECORD/PTS.	DUCKS GOALS (BY #)	ANA. GOALTENDER(S)	ATTENDANCE
1	10/8	@ DALLAS	4-1 L	0-1-0-0/0	44	GIGUERE	18,532
2	10/9	@ NASHVILLE	3-1 L	0-2-0-0/0	44	GERBER	16,684
3	10/12	VS. PHOENIX	2-0 L	0-3-0-0/0	-	GIGUERE	17,174*
4	10/17	VS. OTTAWA	3-0 L	0-4-0-0/0	-	GIGUERE	13,885
5	10/19	VS. BOSTON	4-3 L (OT)	0-4-0-1/1	20, 40, 20	GIGUERE	13,120
6	10/21	@ SAN JOSE	2-0 W	1-4-0-1/3	-	GERBER	14,362
7	10/22	VS. PHILADELPHIA	4-3 W (OT)	2-4-0-1/5	91, 40, 39, 44	GIGUERE	12,737
8	10/24	VS. BUFFALO	5-2 L	2-5-0-1/5	15, 39	GIGUERE	14,186
9	10/26	VS. CHICAGO	1-1 T (OT)	2-5-1-1/6	15+	GERBER	12,845
10	10/28	@ NYR	3-1 W	3-5-1-1/8	8, 28, 44	GERBER	17,902
11	10/29	@ WASHINGTON	4-2 W	4-5-1-1/10	91, 91, 10, 20	GERBER	13,350
12	11/1	@ NYI	4-1 L	4-6-1-1/10	44	GERBER (GIGUERE)	10,782
13	11/2	@ CHICAGO	3-1 L	4-7-1-1/10	40	GIGUERE	11,678
14	11/5	@ ST. LOUIS	2-1 L (OT)	4-7-1-2/11	8	GIGUERE	15,191
15	11/8	@ PHOENIX	4-3 L (OT)	4-7-1-3/12	44, 20, 20	GIGUERE	15,177
16	11/9	VS. PHOENIX	2-1 W (OT)	5-7-1-3/14	20*, 39	GIGUERE	14,269
17	11/12	VS. TORONTO	5-1 W	6-7-1-3/16	19, 19, 91, 91, 39	GIGUERE	15,903
18	11/16	VS. ST. LOUIS	4-3 W	7-7-1-3/18	10, 7-20, 20	GIGUERE	14,460
19	11/18	@ COLORADO	2-1 L (OT)	7-7-1-4/19	40	GIGUERE	18,007
20	11/19	@ DALLAS	3-3 T (OT)	7-7-2-4/20	19, 39, 19+	GERBER	18,532
21	11/21	VS. NASHVILLE	4-3 L (OT)	7-7-2-5/21	10, 26, 20	GIGUERE	14,166
22	11/26	VS. NEW JERSEY	3-3 T (OT)	7-7-3-5/22	39, 91, 91+	GIGUERE	16,472
23	11/28	VS. CHICAGO	4-3 W	8-7-3-5/24	39, 15, 10, 91+	GERBER	15,117
24	11/30	@ MINNESOTA	1-1 T (OT)	8-7-4-5/25	8+	GIGUERE	18,588
25	12/2	@ COLUMBUS	2-1 L	8-8-4-5/25	40	GERBER	16,525
26	12/3	@ DETROIT	7-2 L	8-9-4-5/25	91, 49	GIGUERE (GERBER)	20,066
27	12/5	@ ATLANTA	6-2 L	8-10-4-5/25	15, 15	GIGUERE (GERBER)	17,230
28	12/7	VS. DALLAS	4-0 W	9-10-4-5/27	40, 15, 34, 91*	GERBER	15,831
29	12/10	VS. SAN JOSE	3-2 W	10-10-4-5/29	19, 39, 24	GERBER	12,246
30	12/13	@ SAN JOSE	2-0 L	10-11-4-5/29	-	GERBER	16,216
31	12/14	VS. EDMONTON	3-2 L	10-12-4-5/29	19, 39	GIGUERE	12,426
32	12/19	VS. COLORADO	1-0 W	11-12-4-5/31	91	GIGUERE	17,174*
33	12/21	VS. SAN JOSE	2-1 L	11-13-4-5/31	39	GIGUERE	14,853
34	12/22	@ SAN JOSE	2-1 L	11-14-4-5/31	23	GERBER	15,695
35	12/27	@ FLORIDA	3-2 L	11-15-4-5/31	27, 91	GIGUERE	18,007
36	12/29	@ TAMPA BAY	2-0 W	12-15-4-5/33	28, 39	GIGUERE	17,662
37	12/31	@ CAROLINA	3-1 W	13-15-4-5/35	19, 24*, 91	GERBER	13,379
38	1/2	@ BUFFALO	5-2 L	13-16-4-5/35	3, 19*	GERBER	18,680
39	1/3	@ DETROIT	3-1 L	13-17-4-5/35	19	GIGUERE	20,066
40	1/5	VS. DALLAS	2-2 T (OT)	13-17-5-5/36	20, 44+	GIGUERE	12,258
41	1/7	VS. LOS ANGELES	4-4 T (OT)	13-17-6-5/37	18, 18, 91, 2+	GIGUERE	17,174*
42	1/9	VS. VANCOUVER	5-2 L	13-18-6-5/37	2, 39	GIGUERE (GERBER)	15,914
43	1/11	VS. COLUMBUS	2-2 T (OT)	13-18-7-5/38	5, 2	GERBER	15,559
44	1/13	@ COLORADO	3-1 L	13-19-7-5/38	91	GIGUERE	18,007
45	1/15	@ EDMONTON	1-0 L	13-20-7-5/38	-	GERBER	16,839
46	1/17	@ VANCOUVER	2-1 W	14-20-7-5/40	2, 40	GIGUERE	18,630
47	1/19	VS. CALGARY	5-1 L	14-21-7-5/40	91	GIGUERE	13,146
48	1/21	VS. DETROIT	2-2 T (OT)	14-21-8-5/41	39, 40+	GERBER	17,174*
49	1/23	VS. MINNESOTA	6-2 W	15-21-8-5/43	39, 40, 15, 44, 40	GERBER	17,174*
50	1/24	@ LOS ANGELES	4-2 L	15-22-8-5/43	44, 40	GIGUERE	18,186
51	1/28	VS. LOS ANGELES	4-3 L (OT)	15-22-8-6/44	20, 20, 24	GERBER	17,174*
52	1/30	VS. COLORADO	4-3 W (OT)	16-22-8-6/46	40, 20, 91, 28	GERBER	17,174*
53	2/1	@ CALGARY	6-4 L	16-23-8-6/46	39, 5, 40, 91	GERBER (GIGUERE)	15,189
54	2/2	@ EDMONTON	2-1 L (OT)	16-23-8-7/47	15	GERBER	16,183
55	2/4	VS. CAROLINA	3-2 W	17-23-8-7/49	40, 5, 26	GIGUERE	12,339
56	2/11	VS. PHOENIX	5-3 W	18-23-8-7/51	28, 91, 15, 40, 39	GIGUERE	12,386
57	2/13	@ CALGARY	2-1 L	18-24-8-7/51	20	GIGUERE	17,749
58	2/14	@ VANCOUVER	2-1 W	19-24-8-7/53	3, 27	GIGUERE	18,630
59	2/16	VS. DALLAS	3-1 W	20-24-8-7/55	91, 39, 128	GIGUERE	15,139
60	2/18	VS. COLUMBUS	3-1 W	21-24-8-7/57	14, 40, 91S	GIGUERE	12,898
61	2/20	VS. NASHVILLE	3-2 L (OT)	21-24-8-8/58	26, 5	GIGUERE	16,263
62	2/22	@ DALLAS	4-0 L	21-25-8-8/58	-	GIGUERE	18,532
63	2/23	@ PHOENIX	1-1 T (OT)	21-25-8-8/59	10	GIGUERE	14,789
64	2/25	VS. EDMONTON	4-2 W	22-25-8-8/61	28, 26, 15, 15	GIGUERE	15,235
65	2/28	@ LOS ANGELES	2-1 L	22-26-8-8/61	15	GIGUERE	18,207
66	2/29	VS. LOS ANGELES	6-3 W	23-26-8-8/63	91, 17, 27, 91, 40, 20	GIGUERE	17,174*
67	3/3	VS. MINNESOTA	2-0 W	24-26-8-8/65	26, 26	GIGUERE	12,747
68	3/5	@ CHICAGO	5-2 W	25-26-8-8/67	39, 91, 44, 20, 20	GIGUERE	11,536
69	3/6	@ PITTSBURGH	2-1 L	25-27-8-8/67	20	GIGUERE	14,286
70	3/8	VS. MONTREAL	5-2 L	25-28-8-8/67	44, 39	GIGUERE	14,947
71	3/12	VS. NYI	3-1 L	25-29-8-8/67	26	GERBER	16,385
72	3/14	@ LOS ANGELES	5-1 L	25-30-8-8/67	91	GIGUERE	18,118
73	3/16	@ PHOENIX	3-2 W (OT)	26-30-8-8/69	55, 17, 91	BRYZGALOV	14,401
74	3/17	VS. ST. LOUIS	1-1 T (OT)	26-30-10-8/70	14+	GIGUERE	12,861
75	3/19	VS. SAN JOSE	4-2 L	26-31-10-8/70	23, 91	GERBER (GIGUERE)	17,174*
76	3/21	VS. DETROIT	8-6 W	27-31-10-8/72	15, 20, 26, 91, 39, 5, 91, 20	GIGUERE	17,174*
77	3/23	VS. NASHVILLE	4-1 W	28-31-10-8/74	40, 8, 39, 91*S	GERBER	15,976
78	3/25	@ ST. LOUIS	3-2 L	28-32-10-8/74	10, 44	GIGUERE	19,011
79	3/26	@ COLUMBUS	3-1 L	28-33-10-8/74	39	GERBER	18,136
80	3/28	@ MINNESOTA	2-1 L	28-34-10-8/74	28	GIGUERE	18,588
81	3/30	VS. VANCOUVER	2-1 L	28-35-10-8/74	24	GERBER	14,997
82	4/4	VS. CALGARY	2-1 W	29-35-10-8/76	14, 91	GIGUERE	17,174*

GOAL KEY: * = SHORTHANDED GOAL, BOLD = GAME-WINNING GOAL, + = GAME-TYING GOAL, \$ = EMPTY NET GOAL, ITALIC = PENALTY SHOT GOAL
 ^ = SELLOUT AT THE ARROWHEAD POND OF ANAHEIM. WHEN TWO GOALTENDERS PLAY IN ONE GAME, PARENTHESIS RECEIVED NO DECISION.

2002-03 MIGHTY DUCKS OF ANAHEIM

2003 WESTERN CONFERENCE CHAMPIONS



Front Row L-R: Jean Sebastien Giguere, Director of Hockey Operations Chuck Fletcher, Assistant General Manager David McNab, Sr. Vice President & General Manager Bryan Murray, Alternate Captain Steve Rucchin, Captain Paul Kariya, Alternate Captain Keith Carney, Head Coach Mike Babcock, Assistant Coach Lorne Henning, Assistant Coach Paul MacLean, Martin Gerber. **2nd Row L-R:** Massage Therapist Vincent Bennett, Goaltending Consultant Francois Allaire, Fredrik Olausson, Steve Thomas, Petr Sykora, Sandis Ozolinsh, Rob Niedermayer, Ruslan Salei, Adam Oates, Scouting and Video Coordinator Greg Carvel, Equipment Manager Mark O'Neill, Assistant Equipment Manager John Allaway. **3rd Row L-R:** Visiting Team Equipment Attendant Chris Kincaid, Andy McDonald, Dan Bylsma, Samuel Pahlsson, Mike Leclerc, Miclas Havelid, Stanislav Chistov, Strength and Conditioning Coach Sean Skahan, Athletic Training Assistant Guido Sendowsky. **4th Row L-R:** Jason Krog, Vitaly Vishnevski, Kurt Sauer, Marc Chouinard, Lance Ward, Alexei Smirnov, Kevin Sawyer, Head Athletic Trainer Chris Phillips.

POSTSEASON NOTES IN PLAYOFF SECTION

DUCKS COMPLETE BEST SEASON IN TEAM HISTORY:

The Mighty Ducks finished the 2002-2003 season with a record of 40-27-9-6 for 95 points, good for 2nd in the Pacific Division and 7th in the Western Conference (tied in points with Minnesota, who earned the #6 seed by virtue of two more wins)...Anaheim set club records for wins and points in one season, surpassing the old records held by the 1996-97 Ducks (36-33-13 for 85 points)...the Ducks also finished 13 games over .500, after never being more than five games over .500 at any point during a season until this year (high-water mark was 14 games over, 40-26-9-5 after winning Apr. 1 @ NSH)...the Ducks clinched their third playoff berth in team history (also '97 & '99) on Mar. 24, when Calgary defeated Phoenix at the Saddledome...about 90 minutes later that evening the Ducks made the Phoenix loss moot, completing a 5-0 shutout vs. Columbus at the Pond.

THESE CLUB RECORDS ALSO FELL:

The Ducks had their most successful season both at home and on the road...Anaheim finished 18-17-2-4 for 42 points on the road this season, the first season at or above .500 in team history away from home...the Ducks broke the mark for road points by earning their 42nd on Apr. 1 @ Nashville (1993-94 team had 41 points with a 19-20-3 record)...Anaheim finished just one win short of the road win record, also held by the 1993-94 team...at home, the Ducks broke the team record for points with 53, going 22-10-7-2...Anaheim finished one win shy of tying the club record for home victories (both HOME records were set in 1996-97, 23-12-6 for 52 points)...the Ducks also broke club records for lowest GAA (2.32, previous record was 2.39 set 2001-2002), fewest goals allowed (193, record was 198 set 2001-2002), power play goals allowed (42, record was 46 set 2001-2002) and penalty killing percentage (87.4%, record was 86.1% set 2001-2002).

QUITE A TURNAROUND STORY IN ANAHEIM:

The Mighty Ducks finished the regular season posting the largest improvement in the NHL...the Ducks improved by 26 points from 01-02 to 02-03...below is a closer look:

NHL'S BIGGEST POINT DIFFERENTIALS


Team	# of Games	2001-2002 Record	2002-2003 Record	Point Differential
Anaheim	82	29-42-8-3 (69)	40-27-9-6 (95)	+26
Tampa Bay	82	27-40-11-4 (69)	36-25-16-5 (93)	+24
Minnesota	82	26-35-12-9 (73)	42-29-10-1 (95)	+22
Dallas	82	36-28-13-5 (90)	46-17-15-4 (111)	+21
Ottawa	82	39-27-9-7 (94)	52-21-8-1 (113)	+19

2002-03 GAME-BY-GAME

GAME	DATE	OPPONENT	RESULT	RECORD/PTS.	DUCKS GOALS (BY #)	ANA. GOALTENDER(S)	ATTENDANCE
1	10/10	@ ST. LOUIS	4-3 W	1-0-0-0/2	19, 23, 22, 12	GIGUERE	16,927
2	10/11	@ DALLAS	2-4 L	1-1-0-0/2	20, 17	GIGUERE	18,532
3	10/13	DETROIT	2-4 L	1-2-0-0/2	9, 24	GIGUERE	17,174*
4	10/16	LOS ANGELES	2-4 L	1-3-0-0/2	21, 20	GIGUERE	11,332
5	10/18	VANCOUVER	2-2 T (OT)	1-3-1-0/3	9, 9	GIGUERE	11,287
6	10/20	COLORADO	3-2 W (OT)	2-3-1-0/5	23, 39, 19	GERBER	12,838
7	10/24	@ VANCOUVER	2-2 T (OT)	2-3-2-0/6	19, 9*	GERBER	18,422
8	10/26	@ EDMONTON	3-4 L	2-4-2-0/6	39, 39*, 12	GIGUERE	16,357
9	10/28	@ TORONTO	2-5 L	2-5-2-0/6	17, 20	GERBER, GIGUERE	10,891
10	10/29	@ MONTREAL	2-2 T (OT)	2-5-3-0/7	17, 3+	GIGUERE	19,521
11	10/31	@ BOSTON	4-1 W	3-5-3-0/9	9, 17, 9, 9	GIGUERE	9,491
12	11/3	SAN JOSE	3-4 L	3-6-3-0/9	23, 39, 20	GIGUERE	15,157
13	11/6	NASHVILLE	2-1 W	4-6-3-0/11	9, 39	GIGUERE	11,729
14	11/8	@ COLORADO	3-2 W (OT)	5-6-3-0/13	18, 24, 28	GIGUERE	18,007
15	11/10	MINNESOTA	1-0 W	6-6-3-0/15	23	GIGUERE	14,070
16	11/12	@ NEW JERSEY	2-3 OTL (OT)	6-6-3-1/16	19, 32*	GIGUERE	15,043
17	11/14	@ COLUMBUS	3-2 W	7-6-3-1/18	9, 10, 20	GIGUERE	17,398
18	11/15	@ DETROIT	1-2 OTL (OT)	7-6-3-2/19	39	GIGUERE	20,058
19	11/17	@ ATLANTA	5-1 W	8-6-3-2/21	23, 18, 25, 28, 39	GIGUERE	10,932
20	11/19	@ NY RANGERS	2-3 OTL (OT)	8-6-3-2/22	17, 24	GIGUERE	18,072
21	11/22	DALLAS	0-4 L	8-7-3-2/22	-	GIGUERE, GERBER	12,509
22	11/24	FLORIDA	4-4 T (OT)	8-7-4-3/23	20, 20, 19, 25	GIGUERE	13,254
23	11/27	PHOENIX	2-2 T (OT)	8-7-5-3/24	7, 9	GERBER	11,386
24	11/29	LOS ANGELES	2-2 T (OT)	8-7-6-3/25	28, 3+	GIGUERE	17,174*
25	12/1	CHICAGO	3-2 W	9-7-6-3/27	9, 32, 18	GIGUERE	12,493
26	12/3	@ DETROIT	1-2 L	9-8-6-3/27	9	GIGUERE	20,058
27	12/4	@ BUFFALO	0-4 L	9-9-6-3/27	-	GERBER	10,433
28	12/6	@ CHICAGO	4-3 W	10-9-6-3/29	19, 10, 39, 20*	GIGUERE	14,616
29	12/8	NASHVILLE	3-0 W	11-9-6-3/31	28, 2, 39	GIGUERE	11,979
30	12/11	WASHINGTON	3-0 W	12-9-6-3/33	2, 7, 19S	GIGUERE	11,006
31	12/15	PITTSBURGH	5-0 W	13-9-6-3/35	3, 39, 19, 12, 19	GIGUERE	16,542
32	12/18	ST. LOUIS	5-2 W	14-9-6-3/37	9, 20, 39, 77, 9S	GIGUERE	11,144
33	12/19	@ LOS ANGELES	4-5 L	14-10-6-3/37	20, 9, 28, 23	GIGUERE	18,118
34	12/22	PHOENIX	4-0 W	15-10-6-3/39	44, 17, 28, 28	GIGUERE	12,267
35	12/26	@ SAN JOSE	1-4 L	15-11-6-3/39	17	GIGUERE	17,496
36	12/28	@ VANCOUVER	3-7 L	15-12-6-3/39	18*, 7, 20	GERBER, GIGUERE	18,422
37	12/29	@ CALGARY	2-4 L	15-13-6-3/39	39, 18	GIGUERE	16,922
38	12/31	@ MINNESOTA	1-4 L	15-14-6-3/39	19	GIGUERE	18,568
39	1/3	PHILADELPHIA	0-1 L	15-15-6-3/39	-	GERBER	14,420
40	1/5	DALLAS	1-1 T (OT)	15-15-7-3/40	39	GERBER	15,393
41	1/8	EDMONTON	0-1 L	15-16-7-3/40	-	GERBER	12,390
42	1/9	@ COLORADO	5-3 W	16-16-7-3/42	10, 10, 39, 39, 3S	GIGUERE	18,007
43	1/12	ST. LOUIS	2-1 W	17-16-7-3/44	10, 28	GIGUERE	15,414
44	1/15	@ COLUMBUS	4-3 W	18-16-7-3/46	23, 22, 20, 38	GIGUERE	17,385
45	1/16	@ OTTAWA	1-3 L	18-17-7-3/46	23	GERBER	18,034
46	1/18	@ MINNESOTA	1-0 W	19-17-7-3/48	9	GIGUERE	18,568
47	1/20	MINNESOTA	1-2 OTL (OT)	19-17-7-4/49	39	GIGUERE	13,331
48	1/22	LOS ANGELES	6-5 W	20-17-7-4/51	9, 9, 20, 20, 32, 39	GIGUERE	17,174*
49	1/24	NEW JERSEY	1-3 L	20-18-7-4/51	77	GERBER	12,004
50	1/29	OTTAWA	3-2 W	21-18-7-4/53	9, 77, 20	GIGUERE	13,230
51	1/30	@ SAN JOSE	4-3 W	22-18-7-4/55	77, 10, 39, 20	GIGUERE	17,127
52	2/4	@ CALGARY	3-2 W	23-18-7-4/57	23, 12, 8	GIGUERE	14,110
53	2/5	@ EDMONTON	1-2 L	23-19-7-4/57	39	GIGUERE	16,839
54	2/7	PHOENIX	3-2 W	24-19-7-4/59	18, 23, 28	GIGUERE	14,440
55	2/9	CAROLINA	1-1 W	25-19-7-4/61	9, 10*	GIGUERE	15,599
56	2/12	CALGARY	4-3 W (OT)	26-19-7-4/63	18, 39, 39, 12	GIGUERE	11,612
57	2/14	@ DALLAS	4-2 W	27-19-7-4/65	57, 29, 22, 20	GERBER	18,532
58	2/15	@ NASHVILLE	1-2 L	27-20-7-4/65	8	GIGUERE	16,312
59	2/17	NY ISLANDERS	2-2 T (OT)	27-20-8-4/66	39, 9	GIGUERE	13,172
60	2/19	COLUMBUS	2-0 W	28-20-8-4/68	9, 20S	GIGUERE	11,641
61	2/21	NY RANGERS	2-6 L	28-21-8-4/68	26, 20	GIGUERE	17,174*
62	2/23	@ CAROLINA	4-0 W	29-21-8-4/70	77, 9, 8, 10	GERBER	15,053
63	2/25	@ TAMPA BAY	0-2 L	29-22-8-4/70	-	GERBER	15,634
64	2/26	@ FLORIDA	2-1 W	30-22-8-4/72	9, 39	GIGUERE	14,644
65	2/28	@ PHOENIX	1-3 L	30-23-8-4/72	8	GIGUERE	13,897
66	3/2	ATLANTA	1-4 L	30-24-8-4/72	24	GIGUERE	15,451
67	3/4	@ LOS ANGELES	2-1 W	31-24-8-4/74	77, 26	GIGUERE	18,118
68	3/5	MONTREAL	3-1 W	32-24-8-4/76	39, 12, 18	GERBER	12,022
69	3/7	EDMONTON	1-4 L	32-25-8-4/76	5*	GIGUERE	15,818
70	3/9	DETROIT	4-1 W	33-25-8-4/78	20, 23, 34, 26*	GIGUERE	17,174*
71	3/12	CHICAGO	5-2 W	34-25-8-4/80	32, 12, 39, 39, 10S	GIGUERE	13,212
72	3/13	SAN JOSE	3-2 W (OT)	35-25-8-4/82	39, 5, 32	GERBER	12,931
73	3/15	@ PHOENIX	2-4 L	35-26-8-4/82	10, 12	GIGUERE, GERBER	14,451
74	3/16	CALGARY	2-2 T (OT)	35-26-9-4/83	39, 39+	GIGUERE	16,726
75	3/19	@ CHICAGO	4-3 W	36-26-9-4/85	39, 23, 9, 26	GIGUERE	12,236
76	3/20	@ ST. LOUIS	2-3 OTL (OT)	36-26-9-5/86	77, 32	GERBER	18,468
77	3/22	@ SAN JOSE	3-2 W (OT)	37-26-9-5/88	39, 39, 28	GIGUERE	17,496
78	3/24	COLUMBUS	5-0 W	38-26-9-5/90	12, 39, 44, 32, 44	GIGUERE	15,507
79	3/30	VANCOUVER	3-1 W	39-26-9-5/92	32, 77, 39	GERBER	17,174*
80	4/1	@ NASHVILLE	2-1 W (OT)	40-26-9-5/94	32, 32	GIGUERE	15,494
81	4/2	@ DALLAS	1-2 L	40-27-9-5/94	8	GERBER	18,532
82	4/4	COLORADO	3-4 OTL (OT)	40-27-9-6/95	32, 32, 28	GIGUERE	17,174*

GOAL KEY: UNDERLINE = POWER PLAY GOAL. * = SHORTHANDED GOAL. BOLD = GAME-WINNING GOAL. + = GAME-TYING GOAL. S = EMPTY NET GOAL. ITALIC = PENALTY SHOT GOAL. ^ = SELLOUT AT THE ARROWHEAD POND OF ANAHEIM. WHEN TWO GOALTENDERS PLAY IN ONE GAME, ALL CAPS RECEIVED DECISION.

2001-02 MIGHTY DUCKS OF ANAHEIM



Front Row L-R: Jean-Sebastien Giguere, Goaltending Consultant Francois Allaire, Assistant General Manager David McNab, President & General Manager Pierre Gauthier, Alternate Captain Steve Rucchin, Captain Paul Kariya, Alternate Captain Oleg Tverdovsky, Head Coach Bryan Murray, Assistant Coach Guy Charron, Assistant Coach Tom Watt, Steve Shields. **2nd Row L-R:** Assistant Equipment Manager John Allaway, Equipment Manager Mark O'Neill, Dan Bylsma, Ruslan Salei, Matt Cullen, Jeff Friesen, German Titov, Head Athletic Trainer Chris Phillips, Assistant Athletic Trainer Greg Thayer. **3rd Row L-R:** Timo Parssinen, Samuel Pahlsson, Kevin Sawyer, Niclas Havelid, Mike Leclerc, Keith Carney, Denny Lambert, Andy McDonald. **4th Row L-R:** Jason York, Patric Kjellberg, Marc Chouinard, Pavel Trnka, Vitaly Vishnevski.

2001-02 SEASON:

The Ducks finished the season 29-42-8-3 for 69 points... Anaheim went 15-13-2-0 in the last 30 contests...the Ducks had the best defensive season in franchise history...they had a team GAA of 2.39 (ranking ninth in the NHL) allowing just 198 goals the entire season... the previous club records were 206 goals allowed for a 2.48 GAA set in 1998-99... Anaheim also had the best penalty kill in club history...the PK unit killed 284-of-330 (86.1%) penalties, bettering the club record of 84.5% set in 1998-99...the fewest PP goals the club had allowed in a season was also set in 98-99, when it gave up 60 power play markers...in 2001-2002, the team shattered that record by allowing just 46 power play goals... Goaltender J.S. Giguere finished 2001-2002 with the fifth-best goals against average (2.13) and tied (with

Burke & Khabibulin) for the fifth-best save percentage (.920) in the NHL... he shattered the club record for lowest goals-against average, well ahead of Guy Hebert's 2.45 GAA in 1998-99... Paul Kariya finished the 2001-2002 regular season as the Ducks leader in goals (32), points (57), power play goals (11), game-winning goals (8) and shots (289)...defenseman Keith Carney led the team with a +14 rating in his first season with the Ducks... Head Coach Bryan Murray finished the 2001-2002 regular season ranked seventh in all-time coaching wins... he moved into seventh place with his 501st win on Jan. 26 @ Nashville (3-1 final)...his historic 500th NHL coaching win came the previous night on Jan. 25 @ Dallas in a 6-1 triumph (eighth coach in NHL history with 500 wins)...Murray also became the eighth coach in NHL history to coach 1,000 games on Nov. 28 vs. Edmonton.




Jean-Sebastien Giguere

2001-02 GAME-BY-GAME

GAME	DATE	OPPONENT	RESULT	RECORD/PTS.	DUCKS GOALS (BY #)	ANA. GOALTENDER(S)	ATTENDANCE
1	10/4	@ BOSTON	2-4 L	0-1-0-0/0	11, 9	SHIELDS	17,565
2	10/6	@ PITTSBURGH	4-2 W	1-1-0-0/2	17, 17*, 33, 16	SHIELDS	15,411
3	10/8	@ TORONTO	1-6 L	1-2-0-0/2	12	SHIELDS, BRYZGALOV	18,585
4	10/9	@ MONTREAL	1-3 L	1-3-0-0/2	11	SHIELDS	17,510
5	10/12	WASHINGTON	2-1 W	2-3-0-0/4	20, 33	SHIELDS	16,219
6	10/14	TAMPA BAY	2-3 L	2-4-0-0/4	12, 10	GIGUERE	9,579
7	10/17	BOSTON	2-2 T (OT)	2-4-1-0/5	20, 11	SHIELDS	10,348
8	10/18	@ LOS ANGELES	1-4 L	2-5-1-0/5	13	SHIELDS	13,916
9	10/21	VANCOUVER	3-1 W	3-5-1-0/7	24,12,16	GIGUERE	10,435
10	10/24	@ PHOENIX	3-2 W (OT)	4-5-1-0/9	21, 32, 12	GIGUERE	9,885
11	10/28	COLORADO	2-3 L	4-6-1-0/9	33, 26	GIGUERE	14,655
12	10/31	SAN JOSE	2-4 L	4-7-1-0/9	17, 9	SHIELDS	9,273
13	11/2	CHICAGO	5-2 W	5-7-1-0/11	9, 9, 20, 21, 26	GIGUERE	12,893
14	11/4	ATLANTA	5-0 W	6-7-1-0/13	21, 9, 21*, 12, 10	GIGUERE	9,876
15	11/7	CALGARY	3-3 T (OT)	6-7-2-0/14	28, 20, 9	GIGUERE	9,639
16	11/9	DETROIT	0-1 L	6-8-2-0/14	-	GIGUERE	17,174*
17	11/11	DALLAS	2-2 T (OT)	6-8-3-0/15	12, 11*	SHIELDS	11,918
18	11/14	SAN JOSE	2-4 L	6-9-3-0/15	24, 11	SHIELDS	9,852
19	11/16	@ COLUMBUS	2-3 L	6-10-3-0/15	10, 23	GIGUERE	18,136
20	11/17	@ WASHINGTON	1-4 L	6-11-3-0/15	26	GIGUERE	17,288
21	11/20	@ TAMPA BAY	2-3 L	6-12-3-0/15	9, 9	SHIELDS	15,012
22	11/21	@ FLORIDA	0-6 L	6-13-3-0/15	-	GIGUERE	15,232
23	11/24	@ NY ISLANDERS	3-5 L	6-14-3-0/15	13, 16, 9	GIGUERE	16,234
24	11/25	@ NY RANGERS	3-2 W	7-14-3-0/17	16, 25, 9	SHIELDS	18, 200
25	11/28	EDMONTON	0-2 L	7-15-3-0/17	17	SHIELDS	9,527
26	11/30	SAN JOSE	2-5 L	7-16-3-0/17	16, 21	GIGUERE	12,190
27	12/2	NASHVILLE	4-2 W	8-16-3-0/19	12, 11, 12, 17	SHIELDS	10,214
28	12/5	@ EDMONTON	2-3 OTL (OT)	8-16-3-1/20	16, 11	SHIELDS	15,545
29	12/6	@ VANCOUVER	2-3 L	8-17-3-1/20	7, 16	GIGUERE	15,972
30	12/8	@ CALGARY	4-0 W	9-17-3-1/22	9, 18, 33, 13	GIGUERE, SHIELDS	14,330
31	12/10	@ COLORADO	1-1 T (OT)	9-17-4-1/23	21	GIGUERE	18,007
32	12/12	VANCOUVER	0-1 OTL (OT)	9-17-4-2/24	-	GIGUERE	9,570
33	12/14	COLUMBUS	2-3 L	9-18-4-2/24	3, 17	SHIELDS	9,629
34	12/16	LOS ANGELES	2-3 OTL (OT)	9-18-4-3/25	13, 11	GIGUERE	17,002
35	12/18	@ MINNESOTA	5-1 W	10-18-4-3/27	18, 12, 19, 19, 12	GIGUERE	18,568
36	12/19	@ COLORADO	1-2 L	10-19-4-3/27	17	GIGUERE	18,007
37	12/21	PHOENIX	2-1 W	11-19-4-3/29	9, 17	GIGUERE	10,463
38	12/23	@ PHOENIX	4-0 W	12-19-4-3/31	19, 27, 32, 9	GIGUERE	13,815
39	12/26	@ SAN JOSE	2-1 W	13-19-4-3/33	12, 17	SHIELDS	17,496
40	12/27	@ LOS ANGELES	2-2 T (OT)	13-19-5-3/34	11, 17	GIGUERE	18,610
41	12/30	@ CHICAGO	1-2 L	13-20-5-3/34	18	SHIELDS	17,382
42	12/31	@ COLUMBUS	1-3 L	13-21-5-3/35	10	GIGUERE	18,136
43	1/02	@ DETROIT	3-5 L	13-22-5-3/35	26*, 10, 32	SHIELDS, GIGUERE	20,058
44	1/04	FLORIDA	1-2 L	13-23-5-3/35	11	GIGUERE	10,696
45	1/09	ST. LOUIS	2-3 L	13-24-5-3/35	18, 3	GIGUERE	9,375
46	1/11	@ MINNESOTA	2-2 T (OT)	13-24-6-3/36	16, 9	GIGUERE	18,568
47	1/12	@ NASHVILLE	1-2 L	13-25-6-3/36	11	SHIELDS	16,561
48	1/14	NASHVILLE	5-3 W	14-25-6-3/38	16, 9, 9, 9, 17	GIGUERE	9,522
49	1/16	BUFFALO	1-3 L	14-26-6-3/38	12	SHIELDS	9,845
50	1/18	@ EDMONTON	1-3 L	14-27-6-3/38	18	GIGUERE	16,558
51	1/19	@ CALGARY	1-2 L	14-28-6-3/38	19	GIGUERE	17,409
52	1/21	LOS ANGELES	2-4 L	14-29-6-3/38	12, 11	SHIELDS	17,079
53	1/23	MINNESOTA	3-2 W (OT)	15-29-6-3/40	12, 13, 3	GIGUERE	9,511
54	1/25	@ DALLAS	6-1 W	16-29-6-3/42	13, 17, 9, 12, 32, 17	GIGUERE	18,532
55	1/26	@ NASHVILLE	3-1 W	17-29-6-3/44	21, 17, 12	GIGUERE	15,537
56	1/28	@ ST. LOUIS	1-0 W	18-29-6-3/46	9	GIGUERE	18,909
57	1/30	COLUMBUS	3-1 W	19-29-6-3/48	11, 19, 17	GIGUERE	9,498
58	2/06	PHILADELPHIA	5-4 W	20-29-6-3/50	9, 9, 13, 9, 10	GIGUERE	13,614
59	2/08	CAROLINA	1-4 L	20-30-6-3/50	12	GIGUERE	10,589
60	2/10	DALLAS	1-5 L	20-31-6-3/50	12	SHIELDS	14,617
61	2/13	CALGARY	3-2 W	21-31-6-3/52	17, 7, 19	GIGUERE	9,583
62	2/27	MINNESOTA	3-5 L	21-32-6-3/52	9, 9, 26	GIGUERE	10,022
63	3/03	@ CHICAGO	1-2 L	21-33-6-3/52	17	GIGUERE	20,161
64	3/06	@ ATLANTA	4-1 W	22-33-6-3/54	3, 9, 18, 9	SHIELDS	11,016
65	3/08	NEW JERSEY	2-1 W	23-33-6-3/56	11, 9	SHIELDS	15,051
66	3/10	OTTAWA	2-4 L	23-34-6-3/56	13, 27	SHIELDS	12,358
67	3/13	PITTSBURGH	4-2 W	24-34-6-3/58	17, 17, 24, 20	GIGUERE	12,536
68	3/15	CHICAGO	1-1 T (OT)	24-34-7-3/59	13	GIGUERE	11,360
69	3/17	ST. LOUIS	2-3 L	24-35-7-3/59	19, 24	GIGUERE	12,702
70	3/19	@ DETROIT	2-1 W	25-35-7-3/61	9, 9	SHIELDS	20,058
71	3/21	@ PHILADELPHIA	1-2 L	25-36-7-3/61	11	SHIELDS	19,527
72	3/22	@ ST. LOUIS	2-3 L	25-37-7-3/61	9, 12	GIGUERE	19,534
73	3/24	@ DALLAS	2-1 W	26-37-7-3/63	20, 21	GIGUERE	18,532
74	3/27	PHOENIX	2-4 L	26-38-7-3/63	3, 13	GIGUERE	11,297
75	3/28	@ PHOENIX	2-1 W (OT)	27-38-7-3/65	20, 13	SHIELDS	14,725
76	3/30	@ VANCOUVER	1-4 L	27-39-7-3/65	33	SHIELDS	18,422
77	4/02	@ SAN JOSE	1-3 L	27-40-7-3/65	26	GIGUERE	17,496
78	4/03	DETROIT	1-1 T (OT)	27-40-8-3/66	11	SHIELDS, GIGUERE	17,174*
79	4/05	EDMONTON	2-0 W	28-40-8-3/67	9, 13	GIGUERE	13,369
80	4/07	DALLAS	4-1 W	29-40-8-3/69	18, 13, 12, 9	GIGUERE	14,661
81	4/12	COLORADO	1-3 L	29-41-8-3/69	11	GIGUERE	17,174*
82	4/14	@ LOS ANGELES	1-0 L	29-42-8-3/69	-	GIGUERE	18,349

GOAL KEY: UNDERLINE = POWER PLAY GOAL * = SHORTHANDED GOAL. BOLD = GAME-WINNING GOAL + = GAME-TYING GOAL. \$ = EMPTY NET GOAL. ITALIC = PENALTY SHOT GOAL ^ = SELLOUT AT THE ARROWHEAD POND OF ANAHEIM. WHEN TWO GOALTENDERS PLAY IN ONE GAME, ALL CAPS RECEIVED DECISION.

2000-01 MIGHTY DUCKS OF ANAHEIM



Front Row L-R: Jean-Sebastien Giguere, Assistant Coach Kelly Miller, Assistant General Manager David McNab, President & General Manager Pierre Gauthier, Alternate Captain Steve Rucchin, Captain Paul Kariya, Alternate Captain Dan Bylsma, Chairman & Governor Tony Tavares, Head Coach Guy Charron, Associate Coach Terry Simpson, Gregg Naumenko. **2nd Row L-R:** Assistant Equipment Manager John Allaway, Equipment Manager Mark O'Neill, German Titov, Ruslan Salei, Oleg Tverdovsky, Matt Cullen, Jeff Friesen, Head Athletic Trainer Chris Phillips, Assistant Athletic Trainer Greg Thayer. **3rd Row L-R:** Mike Crowley, Pascal Trepanier, Marty McInnis, Tony Hrkac, Samuel Pahlsson, Petr Tenkrat, Niclas Havelid. **4th Row L-R:** Antti-Jussi Niemi, Jim Cummins, Pavel Trnka, Marc Chouinard, Mike Leclerc, Vitaly Vishnevski, Jonas Ronnqvist. Not Pictured: Steve Shields

2000-01 SEASON:

The Ducks finished the season 25-41-11-5 for 66 points...the team had a point in 10 of their last 16 games, winning seven of them (7-6-3-0)...the Ducks went 9-10-5-1 in their last 25 games...Anaheim posted a five-game winning streak at HOME, tying the club-record for consecutive victories at the Arrowhead Pond, Mar. 4 - Apr. 1 (set twice - 3/8-4/3, 1996 & 10/22-11/5, 1995)...Jean-Sebastien Giguere started

23 consecutive games for the Ducks, 2/11-4/4, tying the club-record set by Guy Hebert (2/5-3/26, 1997)... he posted back-to-back shutouts Mar. 11-13, just the second time in club history that had happened... Paul Kariya recorded his fifth 30+goal year over the previous six seasons and led the team with 67 points (33-34=67)...defenseman Oleg Tverdovsky led the team in assists (14-39=53), while leading team defensemen in all three categories...defenseman Vitaly Vishnevski finished fifth in the NHL in hits with 284.



Dan Bylsma

2000-01 GAME-BY-GAME

GAME	DATE	OPPONENT	RESULT	RECORD/PTS.	DUCKS GOALS (BY #)	ANA. GOALTENDER(S)	ATTENDANCE
1	10/6	MINNESOTA	3-1 W	1-0-0-0/2	19, 17, 16	HEBERT	16,520
2	10/8	ST. LOUIS	1-5 L	1-1-0-0/2		HEBERT	11,134
3	10/11	BOSTON	2-3 L (OT)	1-1-0-1/3	8, 19	HEBERT	11,167
4	10/14	@ NEW JERSEY	2-4 L	1-2-0-1/3	29 [*] , 8	HEBERT/ROUSSEL	14,789
5	10/16	@ NY RANGERS	4-3 W	2-2-0-1/5	16, 9, 26, 12	ROUSSEL	18,200
6	10/17	@ NY ISLANDERS	4-3 W	3-2-0-1/7	16, 12, 3, 8	HEBERT	6,336
7	10/20	@ BUFFALO	2-2 T (OT)	3-2-1-1/8	9, 15	ROUSSEL	17,409
8	10/21	@ PHILADELPHIA	4-3 W	4-2-1-1/10	20, 12, 15, 8	HEBERT	19,477
9	10/23	LOS ANGELES	4-5 L (OT)	4-2-1-2/11	16, 16, 12, 16	HEBERT	14,098
10	10/25	@ LOS ANGELES	2-6 L	4-3-1-2/11	9, 20	ROUSSEL/HEBERT	18,118
11	10/27	EDMONTON	3-2 W	5-3-1-2/13	17, 8, 9	HEBERT	13,592
12	10/29	@ CALGARY	6-3 W	6-3-1-2/15	15, 8, 20, 9, 19, 6	HEBERT	16,144
13	10/30	@ EDMONTON	3-5 L	6-4-1-2/15	10, 8, 17	HEBERT	12,002
14	11/1	PHOENIX	1-1 T (OT)	6-4-2-2/16	10+	HEBERT	11,602
15	11/4	@ NASHVILLE	3-3 T (OT)	6-4-3-2/17	13, 29, 27+	HEBERT	16,512
16	11/5	@ CHICAGO	2-4 L	6-5-3-2/17	8, 16	ROUSSEL/HEBERT	13,360
17	11/8	VANCOUVER	2-7 L	6-6-3-2/17	9 [*] , 29	HEBERT/ROUSSEL	11,588
18	11/11	@ COLORADO	1-3 L	6-7-3-2/17	24	ROUSSEL	18,007
19	11/12	DETROIT	2-3 L	6-8-3-2/17	12, 16	HEBERT	16,417
20	11/15	COLORADO	0-3 L	6-9-3-2/17	NONE	HEBERT	13,470
21	11/18	@ PHOENIX	6-2 W	7-9-3-2/19	16, 19, 15, 14, 8, 12	HEBERT	15,374
22	11/19	NY ISLANDERS	2-1 W	8-9-3-2/21	9, 8	HEBERT	13,047
23	11/22	NEW JERSEY	2-5 L	8-10-3-2/21	8, 17	HEBERT/ROUSSEL	13,932
24	11/24	@ CALGARY	2-2 T (OT)	8-10-4-2/22	9, 12	ROUSSEL	17,139
25	11/25	@ EDMONTON	2-3 L	8-11-4-2/22	15, 10	GIGUERE	17,100
26	11/28	@ VANCOUVER	1-4 L	8-12-4-2/22	28	GIGUERE	14,848
27	11/30	@ SAN JOSE	2-3 L (OT)	8-12-4-3/23	12, 9	ROUSSEL	17,496
28	12/3	LOS ANGELES	4-0 W	9-12-4-3/25	12, 10, 11, 9*	HEBERT	*17,174
29	12/5	@ ST. LOUIS	0-1 L	9-13-4-3/25	NONE	HEBERT	18,410
30	12/6	@ COLUMBUS	2-5 L	9-14-4-3/25	12, 17	HEBERT/ROUSSEL	15,648
31	12/8	@ MINNESOTA	1-0 W (OT)	10-14-4-3/27	10	HEBERT	18,064
32	12/10	DALLAS	0-1 L	10-15-4-3/27	NONE	HEBERT	12,671
33	12/13	COLUMBUS	5-4 W (OT)	11-15-4-3/29	9, 13, 28, 13, 28	HEBERT	11,630
34	12/15	NY RANGERS	6-4 W	12-15-4-3/31	17, 18, 9, 16, 12, 12	HEBERT	14,944
35	12/17	TAMPA BAY	3-1 W	13-15-4-3/33	10, 16, 15 ⁸	HEBERT	11,207
36	12/20	ATLANTA	2-4 L	13-16-4-3/33	16, 26	HEBERT	12,051
37	12/22	@ DETROIT	1-2 L (OT)	13-16-4-4/34	18	HEBERT	19,995
38	12/23	@ ST. LOUIS	2-5 L	13-17-4-4/34	29, 17	HEBERT	19,736
39	12/27	@ DALLAS	1-3 L	13-18-4-4/34	13	ROUSSEL	17,001
40	12/28	@ NASHVILLE	2-2 T (OT)	13-18-5-4/35	17, 18+	HEBERT	16,434
41	12/31	@ MINNESOTA	2-3 L	13-19-5-4/35	15, 7	HEBERT	18,064
42	1/3	FLORIDA	3-2 W (OT)	14-19-5-4/37	8, 13, 18	ROUSSEL	11,396
43	1/5	CALGARY	4-4 T (OT)	14-19-6-4/38	16, 16, 8, 8+	HEBERT	12,943
44	1/10	ST. LOUIS	2-4 L	14-20-6-4/38	28, 8	HEBERT	14,600
45	1/12	BUFFALO	0-4 L	14-21-6-4/38	NONE	HEBERT	13,372
46	1/14	@ CAROLINA	0-4 L	14-22-6-4/38	NONE	GIGUERE	13,013
47	1/15	@ PITTSBURGH	2-3 L	14-23-6-4/38	15, 15	HEBERT	17,148
48	1/17	@ ATLANTA	5-2 W	15-23-6-4/40	21, 8, 23, 23, 16	GIGUERE	15,040
49	1/19	PHOENIX	3-4 L	15-24-6-4/40	16, 10, 8	GIGUERE	14,280
50	1/21	COLORADO	2-4 L	15-25-6-4/40	16, 16	HEBERT/GIGUERE	16,417
51	1/24	MINNESOTA	0-5 L	15-26-6-4/40	NONE	GIGUERE	11,682
52	1/26	@ DETROIT	2-3 L	15-27-6-4/40	15, 27	HEBERT	19,995
53	1/27	@ COLUMBUS	1-2 L	15-28-6-4/40	32	GIGUERE	18,136
54	1/31	NASHVILLE	0-3 L	15-29-6-4/40	NONE	HEBERT	10,981
55	2/1	@ PHOENIX	4-2 W	16-29-6-4/42	27, 8, 8, 8 ⁸	GIGUERE	13,267
56	2/7	CHICAGO	2-3 L	16-30-6-4/42	9, 15	GIGUERE	11,682
57	2/9	WASHINGTON	3-4 L	16-31-6-4/42	9, 9, 10	HEBERT	12,942
58	2/11	CAROLINA	2-2 T (OT)	16-31-7-4/43	8, 12+	GIGUERE	12,630
59	2/14	EDMONTON	3-3 T (OT)	16-31-8-4/44	16, 8, 12+	GIGUERE	11,307
60	2/16	@ DALLAS	2-3 L (OT)	16-31-8-5/45	10, 27	GIGUERE	17,001
61	2/19	CALGARY	6-2 W	17-31-8-5/47	9, 9, 8, 8, 23*	GIGUERE	11,438
62	2/21	SAN JOSE	1-0 W	18-31-8-5/49	10	GIGUERE	12,973
63	2/23	@ SAN JOSE	1-3 L	18-32-8-5/49	8	GIGUERE	17,496
64	2/25	COLUMBUS	2-5 L	18-33-8-5/49	12, 9	GIGUERE	12,308
65	2/28	DETROIT	1-3 L	18-34-8-5/49	13	GIGUERE	15,761
66	3/2	DALLAS	2-5 L	18-35-8-5/49	10, 17	GIGUERE	14,660
67	3/4	LOS ANGELES	4-0 W	19-35-8-5/51	32, 8, 9, 9	GIGUERE	*17,174
68	3/7	MONTREAL	4-2 W	20-35-8-5/53	9, 17, 9, 15	GIGUERE	12,568
69	3/9	CHICAGO	3-1 W	21-35-8-5/55	9, 10, 9*	GIGUERE	13,492
70	3/11	NASHVILLE	1-0 W (OT)	22-35-8-5/57	25	GIGUERE	13,888
71	3/13	@ WASHINGTON	2-0 W	23-35-8-5/59	26, 15	GIGUERE	14,502
72	3/14	@ TORONTO	2-3 L	23-36-8-5/59	9, 9	GIGUERE	19,038
73	3/16	@ OTTAWA	1-4 L	23-37-8-5/59	40	GIGUERE	18,500
74	3/18	@ CHICAGO	4-1 W	24-37-8-5/61	11, 19, 16, 26*	GIGUERE	15,014
75	3/21	@ DALLAS	0-8 L	24-38-8-5/61	NONE	GIGUERE/NAUMENKO	17,001
76	3/24	@ LOS ANGELES	3-3 T (OT)	24-38-9-5/62	27, 13, 10+	GIGUERE	18,118
77	3/29	@ SAN JOSE	4-7 L	24-39-9-5/62	9, 9, 13, 9	GIGUERE	17,496
78	3/30	@ VANCOUVER	2-2 T (OT)	24-39-10-5/63	11, 9	GIGUERE	18,422
79	4/1	VANCOUVER	2-1 W	25-39-10-5/65	27, 18	GIGUERE	16,006
80	4/4	@ COLORADO	1-1 T (OT)	25-39-11-5/66	9	GIGUERE	18,007
81	4/6	PHOENIX	2-5 L	25-40-11-5/66	32, 9	NAUMENKO	16,082
82	4/8	SAN JOSE	1-4 L	25-41-11-5/66	10	GIGUERE	*17,174

GOAL KEY: UNDERLINE = POWER PLAY GOAL * = SHORTHANDED GOAL BOLD = GAME-WINNING GOAL + = GAME-TYING GOAL \$ = EMPTY NET GOAL ITALIC = PENALTY SHOT GOAL ^ = SELLOUT AT THE ARROWHEAD POND OF ANAHEIM. WHEN TWO GOALTENDERS PLAY IN ONE GAME, ALL CAPS RECEIVED DECISION.

1999-00 MIGHTY DUCKS OF ANAHEIM



Front Row (sitting) L-R: Dominic Roussel, Assistant General Manager David McNab, President and General Manager Pierre Gauthier, Alternate Captain Teemu Selanne, Captain Paul Kariya, Alternate Captain Kevin Haller, Chairman and Governor Tony Tavares, Head Coach Craig Hartsburg, Guy Hebert. **Second Row L-R:** Assistant Equipment Manager John Allaway, Equipment Manager Mark O'Neill, Assistant Coach George Burnett, Jeff Nielsen, Matt Cullen, Marty McInnis, Ted Donato, Assistant Coach Newell Brown, Head Athletic Trainer Chris Phillips, Assistant Athletic Trainer Greg Thayer. **Third Row L-R:** Kip Miller, Tony Hrkac, Pascal Trepanier, Ruslan Salei, Oleg Tverdovsky, Fredrik Olausson, Niclas Havelid, Jorgen Jonsson, Ladislav Kohn. **Top Row L-R:** Mike Leclerc, Antti Aalto, Pavel Trnka, Stu Grimson, Steve Rucchin, Ed Ward, Jason Marshall, Vitaly Vishnevski.

1999-00 SEASON:

The Mighty Ducks finished 34-33-12-3 for 83 points...Anaheim went 3-2-0-1 in the last six games, 7-5-2-2 in the last 16 games and 14-10-6-2 in its last 32 contests...the Ducks were 19-13-7-2 at home, including 6-0-2-2 in their last 10 games... Anaheim was 7-1-3-2 in the last 13, and 12-7-3-2 in the last 24 games @ the Arrowhead Pond... the Ducks finished 15-20-5-1 on the road, including 7-7-3-1 in their last 18 road games...Anaheim had a five-game road unbeaten streak (3-0-2-0) snapped Feb. 12 @ STL, tying for the club's longest road unbeaten streak (done four other times)... the Ducks' five-game road winning streak from Nov. 26-Dec. 26 set a new club-record (old record was four games)...Oleg Tverdovsky was the only

Duck to play in all 82 games, while also leading all team defensemen in points (51)...Paul Kariya ranked fourth in the NHL in scoring with 86 points (leading the Ducks), despite missing eight games due to injury...Teemu Selanne finished the 1999-2000 season ranked fifth in the NHL in scoring with 85 points...despite missing 11 games due to injury, Steve Rucchin ranked second in the NHL in total faceoff wins (1,066- behind only Adam Oates)...defenseman Fredrik Olausson announced his retirement following the club's last game, finishing his final NHL season with 15-19=34 points in 70 games...Guy Hebert had most of the work in goal, playing in 68 games...he appeared in his 400th game as a Mighty Duck in the season finale Apr. 9 vs. Los Angeles.

1999-00 GAME-BY-GAME

GAME	DATE	OPPONENT	RESULT	RECORD/PTS.	DUCKS GOALS (BY #)	ANA. GOALTENDER(S)	ATTENDANCE
1	10/2	@ DALLAS	0-2 L	0-1-0-0/0	NONE	HEBERT	17,001
2	10/5	@ PHOENIX	0-4 L	0-2-0-0/0	NONE	HEBERT/ROUSSEL	15,780
3	10/8	DALLAS	3-0 W	1-2-0-0/2	5, 8, 10	HEBERT	▲17,174
4	10/11	SAN JOSE	5-3 W	2-2-0-0/4	17, 2, 10, 16, 20S	HEBERT	13,571
5	10/13	@ NEW JERSEY	2-3 L	2-3-0-0/4		HEBERT	11,109
6	10/15	@ TAMPA BAY	3-2 W	3-3-0-0/6		ROUSSEL	11,616
7	10/16	@ FLORIDA	2-3 L (OT)	3-3-0-1/7		HEBERT	14,854
8	10/19	@ WASHINGTON	7-1 W	4-3-0-1/9	7, 8, 12, 17, 8, 14, 12	HEBERT	10,522
9	10/21	@ CHICAGO	5-5 T (OT)	4-3-1-1/10	18, 9, 14, 16, 8+	HEBERT	14,093
10	10/24	BOSTON	2-3 L	4-4-1-1/10		HEBERT	14,712
11	10/27	PITTSBURGH	2-1 W (OT)	5-4-1-1/12		ROUSSEL	13,683
12	10/29	WASHINGTON	5-2 W	6-4-1-1/14		HEBERT	13,586
13	10/31	PHOENIX	0-3 L	6-5-1-1/14		HEBERT	13,896
14	11/3	PHILADELPHIA	3-3 T (OT)	6-5-2-1/15		ROUSSEL	13,898
15	11/7	EDMONTON	3-1 W	7-5-2-1/17		HEBERT	13,555
16	11/9	@ TORONTO	2-0 W	8-5-2-1/19		HEBERT	19,148
17	11/11	@ MONTREAL	1-2 L	8-6-2-1/19		HEBERT	20,573
18	11/13	@ OTTAWA	2-4 L	8-7-2-1/19		HEBERT	18,500
19	11/15	@ DETROIT	3-6 L	8-8-2-1/19		ROUSSEL	19,983
20	11/17	CALGARY	2-1 W	9-8-2-1/21		HEBERT	12,928
21	11/19	CHICAGO	4-2 W	10-8-2-1/23		HEBERT	15,264
22	11/22	MONTREAL	1-2 L	10-9-2-1/23		HEBERT	12,496
23	11/24	NEW JERSEY	1-2 L	10-10-2-1/23		HEBERT	13,474
24	11/26	@ DALLAS	4-2 W	11-10-2-1/25		HEBERT	17,001
25	11/27	@ NASHVILLE	4-3 W	12-10-2-1/27		HEBERT	17,113
26	12/1	TAMPA BAY	2-4 L	12-11-2-1/27		HEBERT	12,047
27	12/3	LOS ANGELES	1-1 T (OT)	12-11-3-1/28		HEBERT	▲17,174
28	12/4	@ PHOENIX	2-1 W	13-11-3-1/30		HEBERT	14,904
29	12/8	VANCOUVER	2-2 T (OT)	13-11-4-1/31		HEBERT	12,488
30	12/10	COLORADO	1-2 L	13-12-4-1/31		HEBERT	13,927
31	12/12	ATLANTA	4-1 W	14-12-4-1/33		ROUSSEL	12,886
32	12/15	@ COLORADO	4-2 W	15-12-4-1/35		ROUSSEL	18,007
33	12/17	CHICAGO	2-0 W	16-12-4-1/37		HEBERT	12,623
34	12/19	DETROIT	3-1 W	17-12-4-1/39		HEBERT	16,538
35	12/22	PHOENIX	2-8 L	17-13-4-1/39		HEBERT/ROUSSEL	14,315
36	12/26	@ SAN JOSE	1-0 W	18-13-4-1/41		ROUSSEL	17,483
37	12/27	@ EDMONTON	1-4 L	18-14-4-1/41		ROUSSEL	17,100
38	12/29	@ CALGARY	1-3 L	18-15-4-1/41		HEBERT	15,511
39	12/31	@ DALLAS	4-5 L	18-16-4-1/41		HEBERT	17,001
40	1/5	FLORIDA	1-5 L	18-17-4-1/41		HEBERT/ROUSSEL	13,024
41	1/7	@ CAROLINA	4-4 T (OT)	18-17-5-1/42		ROUSSEL	12,002
42	1/8	@ DETROIT	3-5 L	18-18-5-1/42		HEBERT	19,983
43	1/12	OTTAWA	0-2 L	18-19-5-1/42		HEBERT	12,501
44	1/14	ST. LOUIS	3-1 W	19-19-5-1/44		HEBERT	14,906
45	1/15	@ PHOENIX	2-4 L	19-20-5-1/44		HEBERT	16,210
46	1/17	BUFFALO	0-5 L	19-21-5-1/44		ROUSSEL	13,617
47	1/19	DALLAS	3-1 W	20-21-5-1/46		HEBERT	13,723
48	1/21	COLORADO	3-3 T (OT)	20-21-6-1/47		HEBERT	▲17,174
49	1/22	@ SAN JOSE	3-4 L	20-22-6-1/47		HEBERT	17,483
50	1/26	NY ISLANDERS	2-4 L	20-23-6-1/47		HEBERT	12,790
51	1/29	@ PITTSBURGH	7-1 W	21-23-6-1/49		HEBERT	17,124
52	1/31	@ BOSTON	4-2 W	22-23-6-1/51		HEBERT	15,689
53	2/1	@ BUFFALO	2-2 T (OT)	22-23-7-1/52		HEBERT	18,690
54	2/3	@ PHILADELPHIA	3-3 T (OT)	22-23-8-1/53		HEBERT	19,742
55	2/8	@ LOS ANGELES	5-3 W	23-23-8-1/55		HEBERT	18,118
56	2/9	DALLAS	3-5 L	23-24-8-1/55		HEBERT	13,684
57	2/12	@ ST. LOUIS	3-6 L	23-25-8-1/55		HEBERT	20,216
58	2/14	@ CHICAGO	4-3 W	24-25-8-1/57		ROUSSEL	13,737
59	2/16	CALGARY	6-5 W (OT)	25-25-8-1/59		HEBERT	12,956
60	2/18	SAN JOSE	4-4 T (OT)	25-25-9-1/60		HEBERT	16,868
61	2/21	ST. LOUIS	2-4 L	25-26-9-1/60		ROUSSEL	13,346
62	2/23	VANCOUVER	4-4 T (OT)	25-26-10-1/61		ROUSSEL	12,682
63	2/27	EDMONTON	3-2 W	26-26-10-1/63		HEBERT	▲17,174
64	2/29	@ SAN JOSE	4-2 W	27-26-10-1/65		HEBERT	17,483
65	3/2	@ VANCOUVER	1-3 L	27-27-10-1/65		HEBERT	13,918
66	3/3	@ CALGARY	1-4 L	27-28-10-1/65		HEBERT/ROUSSEL	16,430
67	3/5	NASHVILLE	1-0 W	28-28-10-1/67		HEBERT	13,601
68	3/8	NY RANGERS	3-4 L (OT)	28-28-10-2/68		HEBERT	13,565
69	3/11	@ ST. LOUIS	1-1 T (OT)	28-28-11-2/69		HEBERT/ROUSSEL	20,274
70	3/14	@ COLORADO	2-4 L	28-29-11-2/69		ROUSSEL	18,007
71	3/15	LOS ANGELES	2-2 T (OT)	28-29-12-2/70		HEBERT	▲17,174
72	3/17	SAN JOSE	4-2 W	29-29-12-2/72		HEBERT	16,573
73	3/19	DETROIT	3-1 W	30-29-12-2/74		HEBERT	▲17,174
74	3/21	@ LOS ANGELES	5-2 W	31-29-12-2/76		HEBERT	17,494
75	3/22	@ EDMONTON	1-2 L	31-30-12-2/76		HEBERT	15,673
76	3/24	@ VANCOUVER	1-8 L	31-31-12-2/76		HEBERT/ROUSSEL	18,422
77	3/26	PHOENIX	4-3 W (OT)	32-31-12-2/78		HEBERT	▲17,174
78	4/1	@ LOS ANGELES	1-2 L	32-32-12-2/78		HEBERT	18,118
79	4/3	NASHVILLE	3-1 W	33-32-12-2/80		HEBERT	15,759
80	4/5	@ CHICAGO	2-5 L	33-33-12-2/80		HEBERT	15,112
81	4/7	@ NASHVILLE	5-1 W	34-33-12-2/82		HEBERT	17,113
82	4/9	LOS ANGELES	3-4 L (OT)	34-33-12-3/83		HEBERT	▲17,174

GOAL KEY: UNDERLINE = POWER PLAY GOAL, * = SHORTHANDED GOAL, BOLD = GAME-WINNING GOAL, += GAME-TYING GOAL, \$ = EMPTY NET GOAL, ITALIC = PENALTY SHOT GOAL ▲ = SELLOUT AT THE ARROWHEAD POND OF ANAHEIM. WHEN TWO GOALTENDERS PLAY IN ONE GAME, ALL CAPS RECEIVED DECISION.

1998-99 MIGHTY DUCKS OF ANAHEIM



Front Row (sitting) L-R: Dominic Roussel, Assistant Coach George Burnett, Assistant General Manager David McNab, President and General Manager Pierre Gauthier, Alternate Captain Teemu Selanne, Captain Paul Kariya, Alternate Captain Kevin Haller, Chairman and Governor Tony Tavares, Head Coach Craig Hartsburg, Assistant Coach Newell Brown, Guy Hebert. **Second Row L-R:** Assistant Trainer Greg Thayer, Head Trainer Greg Smith, Ted Drury, Matt Cullen, Steve Rucchin, Jason Marshall, Ruslan Salei, Goaltending Coach Francois Allaire, Head Equipment Manager Mark O'Neill, Assistant Equipment Manager John Allaway. **Third Row L-R:** Jeff Nielsen, Fredrik Olausson, Tomas Sandstrom, Travis Green, Johan Davidsson, Pascal Trepanier, Marty McInnis. **Top Row L-R:** Antti Aalto, Dan Trebil, Stu Grimson, Jim McKenzie, Jamie Pushor, Pavel Trnka.

POSTSEASON NOTES IN PLAYOFF SECTION

1998-99 SEASON:

The Mighty Ducks finished the season with a mark of 35-34-13 for 83 points, good for sixth in the Western Conference...the Ducks were a franchise-high five games over .500 five times (latest being a 34-29-12 record after a 2-2 tie @ the NYI on Apr. 3)...the club's 83 points were 18 more than they had in 1997-98 (65 points), the third largest increase in the NHL...Anaheim lost only 12 of its last 34 games (18-12-4) and finished one win shy of equaling the club-record for wins in one season...the club led the league in power play percentage with a 22.0% mark (83-for-378)...the Ducks' 79 PPG's from Nov. 1 through the end of the regular season were 15 more than anyone else in the NHL...Anaheim was 28-3-7 when leading after two periods...home record was 21-14-6 (7-3-2 in last

12)...the Ducks established a club-record seven-game winning streak from Feb. 20-Mar. 7...Paul Kariya and Teemu Selanne combined to average 2.66 points-per-game, leading the league...Teemu Selanne's 47 goals earned him the first-ever Maurice "The Rocket" Richard Trophy, awarded to the NHL's highest goal scorer...Paul Kariya's 429 shots were the second-highest total in NHL history...Fredrik Olausson set club-records for defencemen in goals (16), assists (40) & points (56)...Guy Hebert and Dominic Roussel combined for a .921 SV%, the second-highest in the league...Hebert received most of the workload, ranking second in the NHL in games (68), and second in minutes (4083), while also ranking eighth in wins (31), and tied-for-fourth in shutouts (6)...Kevin Haller and Paul Kariya were the only two players to appear in all 82 regular season games.

1998-99 GAME-BY-GAME

GAME	DATE	OPPONENT	RESULT	RECORD/PTS.	DUCKS GOALS (BY #)	ANA. GOALTENDER(S)	ATTENDANCE
1	10/10	@ WASHINGTON	0-1 L	0-1-0/0	NONE	ROUSSEL	19,740
2	10/11	@ PHILADELPHIA	1-4 L	0-2-0/0	9	HEBERT	19,519
3	10/13	@ MONTREAL	0-1 L	0-3-0/0	NONE	HEBERT	20,046
4	10/15	@ CHICAGO	5-3 W	1-3-0/2	8, 25, 9*, 17, 8	HEBERT	14,710
5	10/21	BOSTON	3-0 W	2-3-0/4	33, 9, 2	HEBERT	^17,174
6	10/25	PHOENIX	2-2 T (OT)	2-3-1/5	8, 20+	HEBERT	16,113
7	10/28	TAMPA BAY	5-3 W	3-3-1/7	9, 17, 32, 32, 85	HEBERT	13,963
8	10/30	@ DALLAS	3-3 T (OT)	3-3-2/8	9, 20, 8+	HEBERT	16,528
9	10/31	@ ST. LOUIS	2-2 T (OT)	3-3-3/9	8, 9	HEBERT	13,941
10	11/4	ST. LOUIS	1-3 L	3-4-3/9	17	HEBERT	14,710
11	11/6	SAN JOSE	2-2 T (OT)	3-4-4/10	17, 24	HEBERT	15,958
12	11/8	DETROIT	2-3 L	3-5-4/10	17, 16	HEBERT	^17,174
13	11/11	CAROLINA	5-4 W (OT)	4-5-4/12	16, 8, 33, 9, 20	HEBERT	14,668
14	11/13	@ VANCOUVER	2-5 L	4-6-4/12	16, 20	ROUSSEL	15,582
15	11/14	@ CALGARY	1-0 W	5-6-4/14	25	HEBERT	16,288
16	11/16	LOS ANGELES	3-1 W	6-6-4/16	39*, 22, 95	HEBERT	16,067
17	11/18	NY RANGERS	3-1 W	7-6-4/18	20, 16, 95	HEBERT	15,245
18	11/20	EDMONTON	2-3 L (OT)	7-7-4/18	14, 9	HEBERT	16,367
19	11/22	CHICAGO	4-1 W	8-7-4/20	32, 16, 20, 14	HEBERT	16,423
20	11/25	@ DETROIT	2-5 L	8-8-4/20	9, 9	HEBERT	19,983
21	11/27	@ NASHVILLE	1-3 L	8-9-4/20	9	ROUSSEL	17,298
22	11/29	@ CAROLINA	1-3 L	8-10-4/20	39	HEBERT	6,871
23	12/1	@ PITTSBURGH	4-4 T (OT)	8-10-5/21	39, 2, 20, 39	HEBERT	11,314
24	12/3	@ CHICAGO	1-4 L	8-11-5/21	14	HEBERT	16,149
25	12/6	@ SAN JOSE	2-1 W	9-11-5/23	11, 16	HEBERT	16,321
26	12/9	VANCOUVER	4-4 T (OT)	9-11-6/24	22, 20, 22, 16	HEBERT	14,100
27	12/11	WASHINGTON	1-0 W	10-11-6/26	16	HEBERT	14,631
28	12/13	LOS ANGELES	3-0 W	11-11-6/28	8, 8, 9	HEBERT	^17,174
29	12/16	NASHVILLE	6-1 W	12-11-6/30	4, 8, 39, 39, 20, 8	HEBERT	14,222
30	12/18	NY ISLANDERS	2-2 T (OT)	12-11-7/31	8, 2	HEBERT	14,419
31	12/21	COLORADO	2-4 L	12-12-7/31	8, 39	HEBERT	16,568
32	12/22	@ COLORADO	1-0 W	13-12-7/33	19	ROUSSEL	16,061
33	12/28	@ OTTAWA	2-2 T (OT)	13-12-8/34	2, 16*	ROUSSEL	18,500
34	12/30	@ TORONTO	1-4 L	13-13-8/34	8	HEBERT	15,726
35	1/1	@ BUFFALO	7-2 W	14-13-8/36	20, 24, 20, 8, 39, 8, 8	HEBERT	18,595
36	1/2	@ BOSTON	1-2 L	14-14-8/36	8	HEBERT	17,565
37	1/4	@ NASHVILLE	1-2 L	14-15-8/36	2	HEBERT	13,507
38	1/6	BUFFALO	2-3 L (OT)	14-16-8/36	20, 8	HEBERT	15,002
39	1/8	PHOENIX	4-1 W	15-16-8/38	2, 20, 9	ROUSSEL	16,308
40	1/10	EDMONTON	6-4 W	16-16-8/40	2, 9, 39, 8, 8, 11*	ROUSSEL/HEBERT	^17,174
41	1/13	CALGARY	1-2 L	16-17-8/40	2	HEBERT	13,542
42	1/15	DALLAS	1-3 L	16-18-8/40	2	HEBERT	17,150
43	1/18	PITTSBURGH	5-3 W	17-18-8/42	2, 16, 17, 16, 95	HEBERT	15,016
44	1/20	NEW JERSEY	3-4 L	17-19-8/42	9, 20, 18	ROUSSEL	14,027
45	1/21	@ PHOENIX	3-3 T (OT)	17-19-9/43	18, 16, 9	ROUSSEL	16,210
46	1/27	COLORADO	3-4 L	17-20-9/43	20, 8, 20	HEBERT	15,011
47	1/28	@ COLORADO	2-6 L	17-21-9/43	16, 11	HEBERT	16,061
48	1/30	@ EDMONTON	0-1 L	17-22-9/43	NONE	HEBERT	17,100
49	2/3	CHICAGO	3-0 W	18-22-9/45	9, 11, 165	HEBERT	15,254
50	2/5	@ TAMPA BAY	5-3 W	19-22-9/47	11, 9, 20, 2, 9	HEBERT	10,872
51	2/6	@ ST. LOUIS	4-3 W	20-22-9/49	11, 16, 2, 27	HEBERT	20,290
52	2/10	PHILADELPHIA	5-4 W	21-22-9/51	8, 2, 8, 20, 2	HEBERT	16,357
53	2/12	DALLAS	2-3 L	21-23-9/51	8, 17	HEBERT	16,230
54	2/14	@ PHOENIX	5-1 W	22-23-9/53	8, 20, 18, 20, 33	HEBERT	16,210
55	2/15	@ LOS ANGELES	3-1 W	23-23-9/55	17, 17, 95	HEBERT	14,664
56	2/17	EDMONTON	2-6 L	23-24-9/55	8, 20	HEBERT/ROUSSEL	14,540
57	2/19	@ CALGARY	3-6 L	23-25-9/55	8, 17, 8	HEBERT	16,347
58	2/20	@ VANCOUVER	5-1 W	24-25-9/57	39, 8, 8, 9, 16	HEBERT	18,422
59	2/24	@ EDMONTON	2-1 W	25-25-9/59	8, 9	ROUSSEL	16,001
60	2/26	SAN JOSE	3-1 W	26-25-9/61	20, 8, 39	HEBERT	^17,174
61	2/27	@ SAN JOSE	4-1 W	27-25-9/63	8, 39, 9, 5	HEBERT	17,483
62	3/3	LOS ANGELES	2-1 W	28-25-9/65	11, 8	HEBERT	^17,174
63	3/5	NASHVILLE	3-2 W	29-25-9/67	19, 8, 19	ROUSSEL	15,839
64	3/7	DETROIT	3-1 W	30-25-9/69	16, 20*, 17	HEBERT	^17,174
65	3/10	VANCOUVER	4-4 T (OT)	30-25-10/70	18, 9, 8, 9	HEBERT	14,199
66	3/12	@ DALLAS	0-4 L	30-26-10/70	NONE	HEBERT/ROUSSEL	16,528
67	3/13	@ PHOENIX	0-1 L	30-27-10/70	NONE	HEBERT	16,210
68	3/17	OTTAWA	2-2 T (OT)	30-27-11/71	27, 11	HEBERT	16,026
69	3/18	@ LOS ANGELES	4-2 W	31-27-11/73	23, 8, 9, 8	HEBERT	12,037
70	3/21	FLORIDA	2-5 L	31-28-11/73	8, 18	HEBERT	16,434
71	3/26	DALLAS	5-1 W	32-28-11/75	16, 11, 8, 8, 9	HEBERT	16,533
72	3/28	CALGARY	5-1 W	33-28-11/77	9, 8, 19, 9, 33	HEBERT	15,975
73	3/31	@ NEW JERSEY	1-7 L	33-29-11/77	9	HEBERT/ROUSSEL	17,239
74	4/2	@ N.Y. RANGERS	4-1 W	34-29-11/79	8, 39, 8, 9	HEBERT	18,200
75	4/3	@ N.Y. ISLANDERS	2-2 T (OT)	34-29-12/80	2, 11+	ROUSSEL	12,297
76	4/5	@ DETROIT	2-3 L	34-30-12/80	17, 11	HEBERT	19,983
77	4/7	@ DALLAS	1-5 L	34-31-12/80	9	ROUSSEL/HEBERT	16,928
78	4/9	SAN JOSE	1-4 L	34-32-12/80	17	HEBERT	^17,174
79	4/11	PHOENIX	3-0 W	35-32-12/82	9, 19, 85	HEBERT	^17,174
80	4/14	ST. LOUIS	1-3 L	35-33-12/82	9	HEBERT	16,510
81	4/15	@ LOS ANGELES	3-4 L (OT)	35-34-12/82	17, 2, 8	ROUSSEL	14,669
82	4/17	@ SAN JOSE	3-3 T (OT)	35-34-13/83	33, 9, 17	ROUSSEL	17,483

GOAL KEY: UNDERLINE = POWER PLAY GOAL, * = SHORTHANDED GOAL, BOLD = GAME-WINNING GOAL, + = GAME-TYING GOAL, \$ = EMPTY NET GOAL, ITALIC = PENALTY SHOT GOAL, ^ = SELLOUT AT THE ARROWHEAD POND OF ANAHEIM. WHEN TWO GOALTENDERS PLAY IN ONE GAME, ALL CAPS RECEIVED DECISION.

1997-98 MIGHTY DUCKS OF ANAHEIM



Front Row (sitting) L-R: Mikhail Shtalenkov, Assistant Coach Don Hay, Assistant General Manager David McNab, President Tony Tavares, Alternate Captain Teemu Selanne, Captain Paul Kariya, Alternate Captain David Karpas, Vice President/General Manager Jack Ferreira, Head Coach Pierre Pagé, Assistant Coach Walt Kyle, Guy Hebert. **Second Row L-R:** Head Athletic Trainer Greg Smith, Goaltending Consultant François Allaire, Scott Young, Tomas Sandstrom, Steve Rucchin, Brent Severyn, Doug Houda, Tom Askey, Equipment Manager Mark O'Neill, Assistant Equipment Manager John Allaway. **Third Row L-R:** Massage Therapist John Worth, Strength & Conditioning Coach Todd Norman, Ted Drury, Drew Bannister, Shawn Antoski, Jamie Pushor, Jason Marshall, Travis Green, Assistant Trainer Greg Thayer. **Top Row L-R:** Josef Marha, Mike Leclerc, Matt Cullen, Pavel Trnka, Ruslan Salei, Jeremy Stevenson, J.F. Jomphe, Jeff Nielsen. **Unavailable for photo:** Frank Banham.

1997-98 SEASON:

The Ducks finished the season 26-43-13 for 65 points...the club went 6-7-4 over the last 17 games...Anaheim enjoyed the most success vs. the Atlantic Division, going 7-3-4 (.643 winning percentage) - marking the second best winning percentage vs. any division in franchise history (record is 66.7%, set in 1995-96 when the Ducks went 8-4-0 vs. the Northeast)...Anaheim had three players that ranked among NHL league leaders (including rookie leaders) in several categories (Selanne, Rucchin & Cullen)...the Mighty Ducks and Vancouver Canucks opened up their '97-98

NHL regular seasons with a two-game set in Tokyo on Oct. 3-4. The games marked the first NHL regular season contests outside of North America... Teemu Selanne's sensational season included an 11-game goal scoring streak, three hat tricks, 10 game-winning goals, a club-record 13 goals in a month (November), a hat trick in the All-Star game, a Bronze Medal at the Winter Olympics, and a league-leading 52 goals (tied with Peter Bondra)... Selanne also became just the fourth player in NHL history to record at least 25% of his teams goals in one season...Paul Kariya suffered a season-ending concussion on Feb. 1 vs. Chicago and appeared in only 22 games on the season.

1997-98 GAME-BY-GAME

GAME	DATE	OPPONENT	RESULT	RECORD/PTS.	DUCKS GOALS (BY #)	ANA. GOALTENDER(S)	ATTENDANCE
1	10/3	@ VANCOUVER (JAPAN)	2-3 L	0-1-0/0	48, 11	HEBERT	10,500
2	10/4	VANCOUVER (JAPAN)	3-2 W	1-1-0/2	8, 17, 36	SHTALENKOV	10,500
3	10/10	OTTAWA	1-1 T (OT)	1-1-1/3	21+	HEBERT	17,174
4	10/13	BOSTON	0-3 L	1-2-1/3	NONE	HEBERT	16,486
5	10/15	PHILADELPHIA	2-2 T (OT)	1-2-2/4	16, 17+	SHTALENKOV	17,121
6	10/17	EDMONTON	2-1 W	2-2-2/6	29, 15	HEBERT	16,565
7	10/19	N.Y. ISLANDERS	2-5 L	2-3-2/6	15, 21	HEBERT, SHTALENKOV	17,112
8	10/21	@ PHOENIX	4-3 W	3-3-2/8	12, 8, 13, 10	SHTALENKOV	13,779
9	10/22	DETROIT	1-4 L	3-4-2/8	8	HEBERT	17,053
10	10/25	@ N.Y. ISLANDERS	4-2 W	4-4-2/10	17, 15, 8, 48*	SHTALENKOV	14,523
11	10/26	@ N.Y. RANGERS	3-3 T (OT)	4-4-3/11	8, 8, 8+	HEBERT	18,200
12	10/28	@ TORONTO	2-2 T (OT)	4-4-4/12	21, 8+	SHTALENKOV	15,707
13	10/30	@ BOSTON	3-0 W	5-4-4/14	8, 10, 8	HEBERT	13,153
14	11/2	@ DETROIT	3-4 L	5-5-4/14	8, 20, 15	SHTALENKOV	19,983
15	11/5	TAMPA BAY	5-2 W	6-5-4/16	13, 13, 8, 17, 8	HEBERT	17,067
16	11/7	@ CALGARY	4-3 W (OT)	7-5-4/18	8, 24, 48, 48	HEBERT	16,487
17	11/8	@ VANCOUVER	3-2 W	8-5-4/20	48, 24, 8	SHTALENKOV	18,422
18	11/10	SAN JOSE	4-6 L	8-6-4/20	8, 8, 8, 23	HEBERT	17,174
19	11/12	MONTREAL	3-4 L (OT)	8-7-4/20	12, 14*, 24	HEBERT	17,174
20	11/14	VANCOUVER	3-3 T (OT)	8-7-5/21	8, 8, 13*	SHTALENKOV	17,174
21	11/16	DALLAS	0-4 L	8-8-5/21	NONE	SHTALENKOV	17,174
22	11/18	@ SAN JOSE	2-4 L	8-9-5/21	20, 12	HEBERT	16,645
23	11/19	CHICAGO	0-4 L	8-10-5/21	NONE	HEBERT	16,641
24	11/22	@ ST. LOUIS	2-0 W	9-10-5/23	40, 19	HEBERT	20,184
25	11/24	@ DALLAS	0-5 L	9-11-5/23	NONE	HEBERT, SHTALENKOV	15,951
26	11/26	NEW JERSEY	2-0 W	10-11-5/25	18, 20S	HEBERT	17,174
27	11/28	@ EDMONTON	3-1 W	11-11-5/27	8, 14*, 40	HEBERT	17,099
28	11/29	@ CALGARY	2-3 L (OT)	11-12-5/27	8, 8	SHTALENKOV	18,334
29	12/2	@ TORONTO	3-3 T (OT)	11-12-6/28	17, 14, 24+	HEBERT	15,620
30	12/3	@ BUFFALO	0-4 L	11-13-6/28	NONE	HEBERT	11,654
31	12/6	@ PITTSBURGH	2-5 L	11-14-6/28	8, 17*	HEBERT	15,216
32	12/10	PITTSBURGH	0-3 L	11-15-6/28	NONE	SHTALENKOV	17,036
33	12/12	WASHINGTON	6-4 W	12-15-6/30	8, 20, 36, 9, 8, 9S	HEBERT	17,174
34	12/17	TORONTO	2-6 L	12-16-6/30	40, 9	HEBERT	16,807
35	12/19	PHOENIX	2-6 L	12-17-6/30	9, 14	SHTALENKOV, HEBERT	16,560
36	12/21	SAN JOSE	2-4 L	12-18-6/30	8, 8	HEBERT	17,174
37	12/22	CALGARY	5-1 W	13-18-6/32	8, 12, 8, 19, 15	SHTALENKOV	16,975
38	12/27	@ ST. LOUIS	5-5 T (OT)	13-18-7/33	8, 16, 16, 9, 48	SHTALENKOV, HEBERT	20,381
39	12/28	@ CHICAGO	0-2 L	13-19-7/33	NONE	HEBERT	21,266
40	12/30	@ CAROLINA	1-2 L	13-20-7/33	8	HEBERT	8,309
41	1/1	@ WASHINGTON	2-3 L	13-21-7/33	7, 18	HEBERT	19,011
42	1/3	@ TAMPA BAY	4-1 W	14-21-7/35	18, 9, 14, 20	HEBERT	14,221
43	1/4	@ FLORIDA	3-3 T (OT)	14-21-8/36	9, 20*, 8+	HEBERT	14,703
44	1/7	BUFFALO	2-3 L	14-22-8/36	9, 13	HEBERT/SHTALENKOV	17,049
45	1/9	EDMONTON	1-5 L	14-23-8/36	14	HEBERT	17,174
46	1/11	DALLAS	2-1 W (OT)	15-23-8/38	19, 14	HEBERT	17,154
47	1/12	@ LOS ANGELES	2-3 L (OT)	15-24-8/38	18, 9	HEBERT	16,005
48	1/14	COLORADO	0-2 L	15-25-8/38	NONE	HEBERT	17,174
49	1/21	FLORIDA	8-3 W	16-25-8/40	9, 14, 9, 8, 9, 45, 16, 8	SHTALENKOV	17,001
50	1/22	@ COLORADO	4-3 W	17-25-8/42	20, 16, 15, 9	SHTALENKOV	16,061
51	1/24	LOS ANGELES	3-3 T (OT)	17-25-9/43	8, 20, 9+	HEBERT	17,174
52	1/27	@ SAN JOSE	2-4 L	17-26-9/43	8, 9	SHTALENKOV	16,878
53	1/28	CALGARY	2-5 L	17-27-9/43	10, 48	HEBERT	16,758
54	2/1	CHICAGO	4-3 W (OT)	18-27-9/45	9, 9, 8, 8	HEBERT	17,174
55	2/4	NY RANGERS	3-2 W	19-27-9/47	20, 8, 8	HEBERT	17,174
56	2/7	LOS ANGELES	2-5 L	19-28-9/47	39, 45	HEBERT	17,174
57	2/25	@ VANCOUVER	2-5 L	19-29-9/47	33, 52	HEBERT	18,422
58	2/27	@ EDMONTON	4-0 W	20-29-9/49	20, 20, 23, 6*S	SHTALENKOV	17,099
59	3/1	ST. LOUIS	2-6 L	20-30-9/49	45, 48	SHTALENKOV/HEBERT	17,174
60	3/4	DETROIT	0-2 L	20-31-9/49	NONE	SHTALENKOV	17,174
61	3/6	SAN JOSE	0-3 L	20-32-9/49	NONE	HEBERT	17,174
62	3/8	CAROLINA	1-3 L	20-33-9/49	24	HEBERT/SHTALENKOV	17,174
63	3/9	@ LOS ANGELES	3-4 L (OT)	20-34-9/49	48*, 20, 8	SHTALENKOV	12,671
64	3/11	TORONTO	1-3 L	20-35-9/49	8	SHTALENKOV	17,174
65	3/13	@ DALLAS	3-6 L	20-36-9/49	29, 45, 10	SHTALENKOV/ASKEY	16,928
66	3/15	COLORADO	5-3 W	21-36-9/51	29, 17, 45, 10, 8S	SHTALENKOV	17,174
67	3/18	@ NEW JERSEY	0-3 L	21-37-9/51	NONE	SHTALENKOV	19,040
68	3/19	@ PHILADELPHIA	3-3 T (OT)	21-37-10/52	48, 8, 29+	SHTALENKOV	19,670
69	3/21	@ MONTREAL	5-4 W	22-37-10/54	29, 8, 48, 17, 8	SHTALENKOV	21,273
70	3/22	@ OTTAWA	5-2 W	23-37-10/56	29, 8, 20, 8, 8S	SHTALENKOV	17,177
71	3/25	@ CHICAGO	3-2 W	24-37-10/58	10, 48, 8	SHTALENKOV	18,438
72	3/26	@ DETROIT	3-3 T (OT)	24-37-11/59	39, 46, 7+	SHTALENKOV	19,983
73	3/28	@ COLORADO	3-5 L	24-38-11/59	10, 29, 23	SHTALENKOV/ASKEY	16,061
74	4/1	PHOENIX	1-5 L	24-39-11/59	20	SHTALENKOV/ASKEY	17,174
75	4/3	@ PHOENIX	3-6 L	24-40-11/59	20, 10, 20	SHTALENKOV	16,210
76	4/5	CALGARY	3-3 T (OT)	24-40-12/60	8, 39, 39+	ASKEY	17,174
77	4/8	EDMONTON	4-2 W	25-40-12/62	17, 10, 20, 8S	SHTALENKOV	17,174
78	4/9	@ SAN JOSE	2-5 L	25-41-12/62	10, 13	SHTALENKOV/ASKEY	17,483
79	4/13	COLORADO	2-2 T (OT)	25-41-13/63	22, 29+	ASKEY	17,174
80	4/15	@ EDMONTON	3-5 L	25-42-13/63	45, 10, 29	SHTALENKOV	17,099
81	4/18	@ LOS ANGELES	4-1 W	26-42-13/65	7, 38, 29, 10	SHTALENKOV	16,005
82	4/19	ST. LOUIS	3-5 L	26-43-13/65	38, 39, 19	ASKEY	17,174

GOAL KEY: UNDERLINE = POWER PLAY GOAL, * = SHORTHANDED GOAL, BOLD = GAME-WINNING GOAL, + = GAME-TYING GOAL, \$ = EMPTY NET GOAL, ITALIC = PENALTY SHOT GOAL, ^ = SELLOUT AT THE ARROWHEAD POND OF ANAHEIM. WHEN TWO GOALTENDERS PLAY IN ONE GAME, ALL CAPS RECEIVED DECISION.X

1996-97 MIGHTY DUCKS OF ANAHEIM



Front Row (sitting) L-R: Mikhail Shtalenkov, Head Coach Ron Wilson, Assistant General Manager David McNab, President Tony Tavares, Alternate Captain Bobby Dollas, Captain Paul Kariya, Alternate Captain Teemu Selanne, Vice President/General Manager Jack Ferreira, Vice President of Business Affairs Kevin Gilmore, Milos Holan, Guy Hebert. **Second Row L-R:** Head Athletic Trainer/Physical Therapist Paddy Jarit, Equipment Manager Mark O'Neill, Assistant Coach Walt Kyle, J.J. Daigneault, Ken Baumgartner, Jari Kurri, Brian Bellows, Joe Sacco, Assistant Coach Tim Army, Goaltending Consultant Francois Allaire, Assistant Equipment Manager John Alloway. **Third Row L-R:** Massage Therapist Dan Garcia, Warren Rychel, Dmitri Mironov, Steve Rucchin, Mark Janssens, Ted Drury, David Karpa, Kevin Todd, Strength & Conditioning Coach Dana White. **Top Row L-R:** Richard Park, Darren Van Impe, Sean Pronger, Shawn Antoski, Jason Marshall, Dan Trebil, J.F. Jomphe, Peter LeBoutillier.

POSTSEASON NOTES IN PLAYOFF SECTION

1996-97 SEASON:

Final Record: 36-33-13, 85 points (second, Pacific)...the clubs' first-ever winning season, earning the number four seed in the Western Conference playoffs and ninth-best record in the NHL...set a new club-record for points, overall wins, and home wins (23) in a season...had best record in West from Feb. 22-end of the season and the third-best record from Nov. 1-end of the season...home record was 23-12-6; road record was 13-21-7...Anaheim lost just three of its last 23 games, going 13-3-7 in that span, including a club-record 12-game unbeaten streak (7-0-5) from Feb. 22-Mar. 19...the Ducks finished 14-4-7 in their final 25 games, 16-6-7 in their last 29, and 22-12-8 in their last 42...had a franchise-record 14-game unbeaten streak (10-0-4) from Feb. 12-Apr. 9...Kariya/Selanne averaged a combined 1.41 points-per

game, second in the league among tandems... Kariya and Selanne rank 1st and 2nd, respectively, in goals scored from Jan. 10-end of the season with 32 and 28. The 60 goals are 46.5% of Anaheim's 129 in those 41 games...Paul Kariya, Teemu Selanne and Guy Hebert were named to the All-Star Game... Kariya wins Lady Byng Trophy for the second consecutive year...Kariya and Selanne each are named First Team NHL All-Stars...NHL leaders included Guy Hebert - 3rd in saves (1961), 4th in shots (2133), 5th in SV%, 5th in games (67), 6th in minutes (3863), 9th in wins (29); Paul Kariya - 1st in GWG's (10), 1st in shots (340), 3rd in PPG's (15), 3rd in points (99), 6th in PP pts. (34), 9th in goals (44), 12th in assists (55); Teemu Selanne - 2nd in points (109), 2nd in goals (51), 5th in GWG's (8), 5th in shooting pct. (18.7%), 8th in PP pts. (32), 9th in assists (58)...finished 56-333 on the power play (16.8%); 62-336 on the penalty kill (81.5%).

1996-97 GAME-BY-GAME

GAME	DATE	OPPONENT	RESULT	RECORD/PTS.	DUCKS GOALS (BY #)	ANA. GOALTENDER(S)	ATTENDANCE
1	10/5	@ TORONTO	1-4 L	0-1-0/0		HEBERT	15,746
2	10/7	@ MONTREAL	6-6 T (OT)	0-1-1/1	4, 17, 21, 8, 11, 2+	HEBERT	20,306
3	10/9	@ CHICAGO	2-0 W	1-1-1/3	8*, 32S	SHTALENKOV	17,795
4	10/10	@ COLORADO	6-6 T (OT)	1-1-2/4	13, 17, 21, 8, 16, 8+	HEBERT	16,061
5	10/12	@ PHOENIX	2-4 L	1-2-2/4	14, 10	SHTALENKOV	14,492
6	10/16	PHILADELPHIA	3-4 L	1-3-2/4	12, 16, 8	HEBERT	[^] 17,174
7	10/18	SAN JOSE	1-4 L	1-4-2/4	13	HEBERT	[^] 17,174
8	10/20	BOSTON	1-5 L	1-5-2/4	10	SHTALENKOV/HEBERT	[^] 17,174
9	10/22	@ PHILADELPHIA	0-3 L	1-6-2/4	NONE	HEBERT/SHTALENKOV	18,812
10	10/24	@ HARTFORD	1-4 L	1-7-2/4	8	HEBERT	12,328
11	10/27	CALGARY	1-4 L	1-8-2/4	12	HEBERT/SHTALENKOV	16,592
12	10/30	VANCOUVER	3-6 L	1-9-2/4	4, 16*, 10	SHTALENKOV	16,232
13	11/1	SAN JOSE	4-3 W	2-9-2/6	16, 8, 8, 8	HEBERT	17,112
14	11/3	COLORADO	1-1 T (OT)	2-9-3/7	10	HEBERT	17,025
15	11/6	MONTREAL	5-6 L	2-10-3/7	12, 18, 16, 9, 9	HEBERT	15,935
16	11/8	LOS ANGELES	7-4 W	3-10-3/9	14, 20, 8, 16, 9, 18, 18S	SHTALENKOV	[^] 17,174
17	11/11	DALLAS	2-3 L	3-11-3/9	9, 32	SHTALENKOV	16,072
18	11/13	TORONTO	3-2 W	4-11-3/11	12, 18, 17	SHTALENKOV	16,342
19	11/15	@ DALLAS	3-4 L	4-12-3/11	46, 14, 8	HEBERT	16,217
20	11/17	@ ST. LOUIS	2-4 L	4-13-3/11	20, 10	SHTALENKOV	14,853
21	11/20	NY ISLANDERS	2-2 T (OT)	4-13-4/12	12, 8	HEBERT	16,597
22	11/23	@ SAN JOSE	3-0 W	5-13-4/14	9, 9, 16	HEBERT	17,442
23	11/24	DETROIT	3-1 W	6-13-4/16	8, 18, 29	HEBERT	[^] 17,174
24	11/27	ST. LOUIS	2-3 L	6-14-4/16	20, 17	HEBERT	16,419
25	11/29	CHICAGO	2-0 W	7-14-4/18	9, 20	HEBERT	[^] 17,174
26	12/1	EDMONTON	4-2 W	8-14-4/20	9, 14, 12, 9S	HEBERT	16,735
27	12/4	TAMPA BAY	3-1 W	9-14-4/22	20, 8, 8S	HEBERT	15,838
28	12/6	@ BUFFALO	1-1 T (OT)	9-14-5/23	46	HEBERT	16,416
29	12/7	@ PITTSBURGH	3-5 L	9-15-5/23	8, 15, 15	SHTALENKOV	16,326
30	12/9	@ BOSTON	5-2 W	10-15-5/25	14, 20, 13, 8, 23	HEBERT/SHTALENKOV	15,101
31	12/11	PITTSBURGH	3-7 L	10-16-5/25	9, 17, 23	SHTALENKOV/O'NEILL	[^] 17,174
32	12/13	WASHINGTON	5-4 W	11-16-5/27	15, 15, 46, 46, 2	SHTALENKOV	[^] 17,174
33	12/20	CALGARY	7-0 W	12-16-5/29	9*, 14, 14*, 20*, 15, 9, 8	HEBERT	17,084
34	12/23	PHOENIX	1-2 L	12-17-5/29	16	HEBERT	[^] 17,174
35	12/27	@ N.Y. RANGERS	2-3 L	12-18-5/29	13, 8	HEBERT	18,200
36	12/28	@ NEW JERSEY	3-5 L	12-19-5/29	13, 46*, 18	HEBERT	19,040
37	12/30	@ OTTAWA	4-3 W (OT)	13-19-5/31	17, 8, 14, 20	HEBERT	17,605
38	1/1	@ FLORIDA	3-0 W	14-19-5/33	23, 46, 15	HEBERT	14,703
39	1/3	@ TAMPA BAY	2-3 L	14-20-5/33	8, 46	HEBERT	17,769
40	1/6	VANCOUVER	1-5 L	14-21-5/33	8	HEBERT	17,012
41	1/8	FLORIDA	3-2 W	15-21-5/35	8, 20, 16	HEBERT	[^] 17,174
42	1/10	BUFFALO	5-2 W	16-21-5/37	23, 9*, 9, 8, 9	HEBERT	[^] 17,174
43	1/12	@ VANCOUVER	3-2 W	17-21-5/39	23, 8, 9	HEBERT	18,105
44	1/15	@ CALGARY	1-2 L	17-22-5/39	20	HEBERT	16,207
45	1/22	NEW JERSEY	3-1 W	18-22-5/41	8, 17, 9	HEBERT	[^] 17,174
46	1/23	@ PHOENIX	3-6 L	18-23-5/41	9, 9, 9	HEBERT/SHTALENKOV	15,177
47	1/25	@ LOS ANGELES	2-2 T (OT)	18-23-6/42	20, 54	HEBERT	16,005
48	1/27	@ ST. LOUIS	4-1 W	19-23-6/44	8, 15, 8, 54	HEBERT	16,267
49	1/29	@ DALLAS	1-3 L	19-24-6/44	52	HEBERT	15,118
50	1/31	HARTFORD	6-3 W	20-24-6/46	9, 23, 8, 54, 54, 20	HEBERT	[^] 17,174
51	2/2	COLORADO	2-5 L	20-25-6/46	29, 9	HEBERT	[^] 17,174
52	2/4	@ N.Y. ISLANDERS	3-4 L	20-26-6/46	28, 9, 14	SHTALENKOV	13,134
53	2/5	@ TORONTO	2-4 L	20-27-6/46	9, 8	HEBERT	15,726
54	2/8	@ EDMONTON	2-1 W (OT)	21-27-6/48	2, 8	HEBERT	16,743
55	2/9	@ CALGARY	1-6 L	21-28-6/48	8	HEBERT/SHTALENKOV	16,219
56	2/12	TORONTO	5-2 W	22-28-6/50	15, 10, 9, 17, 23	HEBERT	[^] 17,174
57	2/15	@ VANCOUVER	2-4 L	22-29-6/50	8, 9	HEBERT	18,422
58	2/17	EDMONTON	5-1 W	23-29-6/52	34, 14, 9*, 8, 20	HEBERT	[^] 17,174
59	2/20	@ LOS ANGELES	1-3 L	23-30-6/52	18	HEBERT	12,184
60	2/22	PHOENIX	4-2 W	24-30-6/54	8, 20, 14, 9	HEBERT	[^] 17,174
61	2/23	VANCOUVER	5-2 W	25-30-6/56	17, 9, 8, 12, 9S	HEBERT	[^] 17,174
62	2/26	EDMONTON	3-3 T (OT)	25-30-7/57	29, 2, 54+	HEBERT	[^] 17,174
63	2/28	@ WASHINGTON	4-1 W	26-30-7/59	9, 8, 16, 15S	HEBERT	18,130
64	3/2	@ DETROIT	1-1 T (OT)	26-30-8/60	13+	HEBERT	19,983
65	3/5	OTTAWA	4-1 W	27-30-8/62	8, 8, 23, 9S	HEBERT	[^] 17,174
66	3/7	N.Y. RANGERS	5-2 W	28-30-8/64	8, 13, 13, 9, 8S	HEBERT	[^] 17,174
67	3/9	@ COLORADO	2-2 T (OT)	28-30-9/65	9, 8+	HEBERT	16,061
68	3/12	DETROIT	2-1 W	29-30-9/67	8, 17	HEBERT	[^] 17,174
69	3/14	ST. LOUIS	4-4 T (OT)	29-30-10/68	15, 23, 23, 20	HEBERT	[^] 17,174
70	3/16	CALGARY	2-2 T (OT)	29-30-11/69	14, 54	HEBERT	[^] 17,174
71	3/19	LOS ANGELES	6-2 W	30-30-11/71	13, 15, 8, 32, 29, 8	HEBERT	[^] 17,174
72	3/21	@ COLORADO	3-4 L	30-31-11/71	9, 9, 8	HEBERT	16,061
73	3/23	@ EDMONTON	4-1 W	31-31-11/73	8, 9, 54, 33	HEBERT/SHTALENKOV	17,099
74	3/25	@ CALGARY	2-3 L	31-32-11/73	9, 17	HEBERT	17,118
75	3/26	@ VANCOUVER	3-5 L	31-33-11/73	23, 20, 23	HEBERT/SHTALENKOV	16,050
76	3/28	@ CHICAGO	4-3 W	32-33-11/75	9, 36, 23, 27	SHTALENKOV	21,941
77	3/30	@ DETROIT	1-0 W (OT)	33-33-11/77	20	SHTALENKOV	19,983
77	4/1	CHICAGO	3-3 T (OT)	33-33-12/78	36, 9, 20	SHTALENKOV	[^] 17,174
79	4/2	@ SAN JOSE	5-5 T (OT)	33-33-13/79	9, 17, 23, 34, 8	HEBERT	17,442
80	4/4	DALLAS	3-2 W	34-33-13/81	20, 8, 9	SHTALENKOV	[^] 17,174
81	4/9	LOS ANGELES	4-1 W	35-33-13/83	15, 33, 23, 8S	HEBERT	[^] 17,174
82	4/11	@ SAN JOSE	4-3 W	36-33-13/85	8, 34, 9, 9	HEBERT	17,442

GOAL KEY: UNDERLINE = POWER PLAY GOAL, * = SHORTHANDED GOAL, BOLD = GAME-WINNING GOAL, + = GAME-TYING GOAL, \$ = EMPTY NET GOAL, ^ = SELLOUT AT THE ARROWHEAD POND OF ANAHEIM. WHEN TWO GOALTENDERS PLAY IN ONE GAME, ALL CAPS RECEIVED DECISION.

1995-96 MIGHTY DUCKS OF ANAHEIM



Front Row (sitting) L-R: Mikhail Shtalenkov, Head Coach Ron Wilson, Assistant General Manager David McNab, President Tony Tavares, Governor Michael Eisner, Vice President/General Manager Jack Ferreira, Vice President of Hockey Operations Kevin Gilmore, Captain Randy Ladouceur, Guy Hebert. **Second Row L-R:** Equipment Manager Mark O'Neil, Assistant Equipment Manager John Allaway, Alternate Captain Paul Kariya, Alternate Captain Bobby Dollas, Alternate Captain Todd Ewen, Assistant Coach Al Sims, Assistant Coach Tim Army, Head Athletic Trainer/Physical Therapist Paddy Jarit. **Third Row L-R:** Anatoli Semenov, David Karpa, Peter Douris, Teemu Selanne, Shaun Van Allen, Fredrik Olausson, Ken Baumgartner, Garry Valk, Joe Sacco. **Top Row L-R:** Valeri Karpov, J.F. Jomphe, Jason York, Roman Oksiuta, Steve Rucchin, Jason Marshall, Alex Hicks, Darren Van Impe. Not Pictured: Milos Holan.

1995-96 SEASON:

Final Record: 35-39-8, 78 points (fourth, Pacific)...nearly qualified for a Western Conference playoff spot (the Ducks actually finished tied-for-8th in the conference with Winnipeg, but lost the tie breaker because the Jets had more wins)...Anaheim's 35 wins and 78 points marked new club records for one season...the Mighty Ducks finished out the season strong, going 6-1-1 in their last eight games and 12-3-2 in their last 17 games...the Ducks did a lot of their late-season damage at home, going 11-1-2 in their last 14 home games...Anaheim also had a 15-6-3 record in the last 24 contests and a 17-8-3 record in the last 28...the Ducks went 33-31-8 over the last 72 games after starting the season 2-8-0...the Mighty Ducks' home record was 22-15-4 (22 home wins was a franchise record for one season)...Anaheim ended the season with a club-record nine-game home unbeaten streak (8-0-1)...the Ducks went 11-1-2 in their last 14 at the Arrowhead Pond and 13-5-3 in their last 21...road record was 13-23-4...Anaheim had one of the best records in the NHL since March 1 (12-4-3); the second-best in the Western Conference...the Mighty Ducks earned 34.6% of their points on the season in the team's 19 games after March 1...Paul Kariya became the first Mighty Duck to make First Team NHL All Star, earning a spot on the 1995-96 squad at left wing. He also won the Lady Byng Trophy for the first time in his career...Here are a few facts of how Anaheim's acquisition of Teemu Selanne affected the Mighty Ducks...after Feb. 7, the day the trade went down: Anaheim earned a record of 17-9-3

(11-1-2 at home, 6-8-1 on the road)...the team earned club-records in overall winning streak (six games, Mar. 8-22), home winning streak (five games, Mar. 8-Apr. 3), home unbeaten streak (Mar. 8-Apr. 14, 8-0-1) and overall unbeaten streak (seven games, 6-0-1, Mar. 10-24)...the Ducks' power play went 29-145 for a .200 success rate (team had only gone 31-281 for .110 before trade)...Anaheim had three hat tricks (two by Selanne, one by Garry Valk). The Ducks had only one in their history before the arrival of Selanne (Terry Yake - Oct. 19, 1993 @ NYR)...Selanne's offensive numbers with Anaheim were 16-20=36 points in 28 appearances (1.29 points-per-game)...Paul Kariya's offensive numbers were 21-23=44 points in 29 appearances (1.52 points-per-game) after Selanne joined Anaheim...The Mighty Ducks were one of only three NHL clubs (also Colorado and Pittsburgh) to finish with two players in the top eight scoring leaders in 1995-96 (Paul Kariya, 50-58=108 pts. and Teemu Selanne, 40-68=108 pts)...Anaheim was one of only eight teams in the NHL with a .900-plus team save percentage (.906) and a team goals-against-average (GAA) below 3.00 (2.97)...Anaheim finished tied-for-fifth in the league in save percentage and 10th in the league in GAA...Anaheim goaltending combined for a .952 save percentage and 2.08 GAA in 19 games from March 1 to the end of the season...Individually, Guy Hebert finished fourth in the league in save percentage with .914 on the season and tied-for-fifth in the league in shutouts with four (three of which came in his last 14 games).

1995-96 GAME-BY-GAME

GAME	DATE	OPPONENT	RESULT	RECORD/PTS.	DUCKS GOALS (BY #)	ANA. GOALTENDER(S)	ATTENDANCE
1	10/9	@ WINNIPEG	3-4 L	0-1-0/0	9, 26, 20	HEBERT	7,856
2	10/11	@ HARTFORD	2-3 L	0-2-0/0	9, 9	HEBERT	8,635
3	10/13	@ BUFFALO	4-1 W	1-2-0/2	9, 16, 20, 20S	SHTALENKOV	16,087
4	10/14	@ PITTSBURGH	2-5 L	1-3-0/2	20, 11	HEBERT	15,809
5	10/18	VANCOUVER	1-5 L	1-4-0/2	9	SHTALENKOV	*17,174
6	10/20	PHILADELPHIA	2-4 L	1-5-0/2	3, 18	HEBERT	*17,174
7	10/22	WINNIPEG	6-2 W	2-5-0/4	16, 9, 8, 18, 25*, 18	HEBERT	17,003
8	10/23	@ COLORADO	1-3 L	2-6-0/4	26	HEBERT/SHTALENKOV	16,061
9	10/26	@ DALLAS	2-5 L	2-7-0/4	2, 9	SHTALENKOV	13,671
10	10/27	@ ST. LOUIS	2-4 L	2-8-0/4	25, 21	HEBERT	17,384
11	10/29	CALGARY	7-2 W	3-8-0/6	22, 9, 16, 9, 16, 21, 22	HEBERT	17,060
12	11/1	ST. LOUIS	3-0 W	4-8-0/8	36, 25, 9S	HEBERT	16,642
13	11/3	N.Y. RANGERS	7-4 W	5-8-0/10	19, 20, 14, 21, 20, 26, 22	HEBERT	*17,174
14	11/5	NEW JERSEY	6-1 W	6-8-0/12	9, 22, 18*, 10, 26, 8	HEBERT	*17,174
15	11/7	@ TORONTO	3-6 L	6-9-0/12	26, 19, 14	HEBERT	15,673
16	11/8	@ MONTREAL	3-2 W (OT)	7-9-0/14	26, 10, 9	HEBERT	16,524
17	11/11	@ OTTAWA	3-2 W	8-9-0/16	26, 10, 17	HEBERT	8,988
18	11/13	LOS ANGELES	2-4 L	8-10-0/16	21, 9	HEBERT	*17,174
19	11/15	COLORADO	7-3 W	9-10-0/18	9, 9, 32, 19, 25, 20, 32	SHTALENKOV	*17,174
20	11/17	NY ISLANDERS	2-1 W (OT)	10-10-0/20	21, 16	HEBERT	*17,174
21	11/19	FLORIDA	3-4 L	10-11-0/20	20, 14, 16	HEBERT	*17,174
22	11/21	@ CALGARY	3-2 W	11-11-0/22	10, 26, 20	HEBERT	17,584
23	11/22	@ EDMONTON	0-2 L	11-12-0/22	NONE	SHTALENKOV	9,052
24	11/24	CHICAGO	4-5 L (OT)	11-13-0/22	19, 26, 20, 20	HEBERT	*17,174
25	11/29	WASHINGTON	2-2 T (OT)	11-13-1/23	8, 9*	SHTALENKOV	*17,174
26	12/1	@ DETROIT	2-5 L	11-14-1/23	15, 8	SHTALENKOV	19,881
27	12/2	@ TORONTO	4-4 T (OT)	11-14-2/24	7, 9, 8, 9	SHTALENKOV	15,746
28	12/4	@ N.Y. RANGERS	1-5 L	11-15-2/24	26	SHTALENKOV	18,200
29	12/6	@ TAMPA BAY	1-2 L	11-16-2/24	7	HEBERT	17,260
30	12/7	@ FLORIDA	3-3 T (OT)	11-16-3/25	9*, 25, 25+	HEBERT	12,142
31	12/10	EDMONTON	1-3 L	11-17-3/25	26	SHTALENKOV	*17,174
32	12/13	PITTSBURGH	6-3 W	12-17-3/27	25, 9, 12, 9, 14, 18S	SHTALENKOV	*17,174
33	12/15	OTTAWA	4-2 W	13-17-3/29	9, 10, 2, 25*	SHTALENKOV	*17,174
34	12/17	TORONTO	2-3 L (OT)	13-18-3/29	10, 32	SHTALENKOV	*17,174
35	12/19	SAN JOSE	4-7 L	13-19-3/29	21, 16, 5, 2	HEBERT/SHTALENKOV	*17,174
36	12/20	DETROIT	1-6 L	13-20-3/29	16	HEBERT	*17,174
37	12/22	VANCOUVER	2-6 L	13-21-3/29	36, 9	SHTALENKOV	*17,174
38	12/27	@ LOS ANGELES	1-7 L	13-22-3/29	3	SHTALENKOV/HEBERT	16,005
39	12/29	SAN JOSE	4-2 W	14-22-3/31	32, 19, 18, 18S	HEBERT	*17,174
40	12/31	LOS ANGELES	2-2 T (OT)	14-22-4/32	17, 14	HEBERT	*17,174
41	1/5	@ CALGARY	3-1 W	15-22-4/34	32, 24, 32	HEBERT	16,821
42	1/7	@ EDMONTON	1-3 L	15-23-4/34	25	HEBERT	9,456
43	1/9	@ PHILADELPHIA	2-2 T (OT)	15-23-5/35	24, 9	HEBERT	17,380
44	1/11	@ BOSTON	2-7 L	15-24-5/35	36, 10	HEBERT/SHTALENKOV	17,332
45	1/12	@ CHICAGO	0-3 L	15-25-5/35	NONE	HEBERT	21,555
46	1/14	@ WINNIPEG	6-4 W	16-25-5/37	12, 18, 9, 22, 14, 22S	HEBERT	10,661
47	1/17	CALGARY	1-4 L	16-26-5/37	12	HEBERT/SHTALENKOV	*17,174
48	1/24	@ VANCOUVER	2-1 W (OT)	17-26-5/39	2, 32	HEBERT	16,825
49	1/27	@ LOS ANGELES	4-5 L	17-27-5/39	11, 9, 20, 22	HEBERT	15,629
50	1/31	COLORADO	2-1 W	18-27-5/41	17*, 9	HEBERT	*17,174
51	2/2	HARTFORD	3-4 L	18-28-5/41	14, 20, 11	HEBERT	*17,174
52	2/4	CHICAGO	1-4 L	18-29-5/41	9	HEBERT	*17,174
53	2/7	TORONTO	1-2 L	18-30-5/41	9	SHTALENKOV	*17,174
54	2/10	@ N.Y. ISLANDERS	3-4 L	18-31-5/41	8, 21, 3	SHTALENKOV	14,329
55	2/11	@ NEW JERSEY	4-2 W	19-31-5/43	36, 12, 9, 8S	HEBERT	17,690
56	2/14	@ EDMONTON	2-3 L	19-32-5/43	29, 46	HEBERT	10,342
57	2/15	@ VANCOUVER	3-5 L	19-33-5/43	4, 8, 8	HEBERT/SHTALENKOV	16,367
58	2/17	@ LOS ANGELES	2-1 W (OT)	20-33-5/45	4, 9	SHTALENKOV	16,005
59	2/21	BOSTON	4-3 W (OT)	21-33-5/47	9, 9, 32, 32	SHTALENKOV	*17,174
60	2/23	@ CALGARY	2-3 L	21-34-5/47	11, 9	SHTALENKOV	17,516
61	2/25	SAN JOSE	4-3 W	22-34-5/49	8, 8, 8, 26	HEBERT	*17,174
62	2/26	@ COLORADO	2-3 L	22-35-5/49	14*, 8	SHTALENKOV	16,061
63	2/28	MONTREAL	5-2 W	23-35-5/51	20, 9, 26, 2*, 9	SHTALENKOV	*17,174
64	3/3	TAMPA BAY	2-2 T (OT)	23-35-6/52	9, 14+	SHTALENKOV	*17,174
65	3/5	DALLAS	1-3 L	23-36-6/52	8	SHTALENKOV	*17,174
66	3/8	BUFFALO	3-2 W (OT)	24-36-6/54	20, 2, 9	HEBERT	*17,174
67	3/10	LOS ANGELES	3-2 W	25-36-6/56	14*, 9, 9	SHTALENKOV	*17,174
68	3/13	COLORADO	4-0 W	26-36-6/58	11, 11, 18, 20*	HEBERT	*17,174
69	3/17	ST. LOUIS	5-1 W	27-36-6/60	8, 8, 2, 8, 21	HEBERT	*17,174
70	3/19	@ WASHINGTON	2-1 W	28-36-6/62	11, 20	HEBERT	15,212
71	3/22	@ ST. LOUIS	6-1 W	29-36-6/64	9, 18, 18, 18, 9, 28	HEBERT	20,760
72	3/24	@ CHICAGO	2-2 T (OT)	29-36-7/65	14, 32+	HEBERT	21,633
73	3/25	@ DETROIT	1-5 L	29-37-7/65	13	HEBERT/SHTALENKOV	19,983
74	3/28	@ DALLAS	1-3 L	29-38-7/65	28	HEBERT	15,989
75	3/31	@ SAN JOSE	4-2 W	30-38-7/67	14, 8, 9, 11	HEBERT	17,190
76	4/3	EDMONTON	1-0 W	31-38-7/69	9	HEBERT	*17,174
77	4/5	DETROIT	2-2 T (OT)	31-38-8/70	28, 9	HEBERT	*17,174
78	4/7	@ SAN JOSE	5-3 W	32-38-8/72	28, 8, 9, 48, 11	HEBERT	17,190
79	4/8	VANCOUVER	2-0 W	33-38-8/74	20, 28	HEBERT	*17,174
80	4/10	@ COLORADO	3-7 L	33-39-8/74	9*, 2, 9	HEBERT	16,061
81	4/12	DALLAS	5-3 W	34-39-8/76	28, 20, 8, 14, 8	HEBERT	*17,174
82	4/14	WINNIPEG	5-2 W	35-39-8/78	28, 46, 22, 9, 9	HEBERT	*17,174

GOAL KEY: UNDERLINE = POWER PLAY GOAL, * = SHORTHANDED GOAL, BOLD = GAME-WINNING GOAL, + = GAME-TYING GOAL, \$ = EMPTY NET GOAL, A = SELLOUT AT THE ARROWHEAD POND. WHEN TWO GOALTENDERS PLAY IN ONE GAME, ALL CAPS RECEIVED DECISION.

1994-95 MIGHTY DUCKS OF ANAHEIM



Front Row (sitting) L-R: Mikhail Shtalenkov, Head Coach Ron Wilson, Assistant General Manager Pierre Gauthier, President Tony Tavares, Governor Michael Eisner, Vice President/General Manager Jack Ferreira, Vice President of Hockey Operations Kevin Gilmore, Captain Randy Ladouceur, Guy Hebert. **Second Row L-R:** Trainer Blynn DeNiro, Equipment Manager Mark O'Neill, Assistant Coach Al Sims, Tom Kurvers, Bobby Dollas, Alternate Captain Todd Ewen, Alternate Captain Bob Corkum, Jim Thomson, Assistant Coach Tim Army, Goaltending Coach Brian Hayward, Assistant Equipment Manager John Alloway. **Third Row L-R:** Mike Sillinger, David Karpa, Todd Krygier, Garry Valk, Robert Dirk, Steve Rucchin, Peter Douris, Shaun Van Allen, Joe Sacco, Stephan Lebeau. **Top Row L-R:** Don McSween, Milos Holan, Patrik Carnback, Steven King, Jason York, Oleg Tverdovsky, Paul Kariya, Denny Lambert, Valeri Karpov.

1994-95 SEASON:

Final Record: 16-27-5, 37 points (sixth, Pacific)... played a shortened schedule (48 games) due to NHL work stoppage...finished season strong, going 8-9-1 in last 18 games ...stayed in the hunt for a playoff spot until the last week of the season, being eliminated with only two games remaining... improved play at home (11-9-4 record, which ranked fifth in the Western Conference for home record and 14th in the NHL); went 8-4-0 in last 12 home contests and 9-5-3 in their last 17 on home ice...15 players on final game lineup were not with the club on the last day of the previous season; five were acquired in trades since Feb. 2, 1995. In addition, only 10 players on the 1995 final game lineup were on the Ducks' inaugural game lineup on Oct. 8, 1993...13 players in final lineup were 25-years-old or younger; only three were 30+ years old (average age = 26.29 years)...11 rookies in the lineup, Anaheim led the NHL in rookie man-games for the season with 238. In 1995 Anaheim rookies

combined to score 36-73=109 points (32.2% of 338 total points scored by the team)...Ducks had a 13-5-2 record when scoring first goal of a game, including 10-3-2 at home...club went 7-4 (.636) in one-goal games, including 5-0 at home...team had 731 penalty minutes (15.2 avg.) - the lowest in the NHL...soldout all 24 games at the Arrowhead Pond, giving the club a string of 49-straight sellouts... Anaheim was the only team in the league to have three players on its NHL roster selected in the NHL Supplemental Draft (which no longer exists) - Todd Krygier (HFD), Steven King (NYR) & Steve Rucchin (ANA). All three were selected by Dir. of Player Personnel David McNab when he was with each respective team...the Ducks' record in California was 14-10-3 with 33 points (89.2% of the team's 1995 total). Record outside the state was 2-17-0... Anaheim went 15-6-3 (.688) in games that the team scored three-or-more goals, including going 10-2-1 (.808) when scoring four-or-more. Record when scoring less-than-three goals stood at 1-21-2 (.083).

1994-95 GAME-BY-GAME

GAME	DATE	OPPONENT	RESULT	RECORD/PTS.	DUCKS GOALS (BY #)	ANA. GOALTENDER(S)	ATTENDANCE
1	1/20	@ EDMONTON	1-2 L	0-1-0/0	19	HEBERT	14,967
2	1/21	@ WINNIPEG	4-3 W	1-1-0/2	14, 21, 9, 2*	SHTALENKOV	9,725
3	1/23	EDMONTON	5-4 W (OT)	2-1-0/4	9, 24, 24, 14, 16	HEBERT	^17,174
4	1/25	DALLAS	1-4 L	2-2-0/4	16	SHTALENKOV	^17,174
5	1/27	WINNIPEG	3-2 W	3-2-0/6	11, 27, 9	HEBERT	^17,174
6	1/31	@ ST. LOUIS	2-7 L	3-3-0/6	14, 27	HEBERT/SHTALENKOV	17,281
7	2/1	@ DALLAS	2-9 L	3-4-0/6	9*, 10*	SHTALENKOV/HEBERT	16,924
8	2/3	DETROIT	2-5 L	3-5-0/6	21, 16	HEBERT	^17,174
9	2/5	@ LOS ANGELES	3-2 W	4-5-0/8	8, 20, 24	SHTALENKOV	16,005
10	2/7	CHICAGO	0-3 L	4-6-0/8	NONE	SHTALENKOV	^17,174
11	2/9	@ CALGARY	1-5 L	4-7-0/8	15	HEBERT	17,883
12	2/12	@ EDMONTON	0-2 L	4-8-0/8	NONE	HEBERT	12,487
13	2/17	VANCOUVER	2-2 T (OT)	4-8-1/9	2, 4+	HEBERT	^17,174
14	2/18	@ SAN JOSE	6-3 W	5-8-1/11	47, 19, 25, 25, 16, 16S	SHTALENKOV/HEBERT	17,190
15	2/23	@ TORONTO	1-3 L	5-9-1/11	22	HEBERT	15,746
16	2/24	@ WINNIPEG	2-4 L	5-10-1/11	19, 47	SHTALENKOV	12,843
17	2/26	CALGARY	3-5 L	5-11-1/11	24, 22, 9	HEBERT	^17,174
18	3/1	CHICAGO	3-1 W	6-11-1/13	25, 47, 22	HEBERT	^17,174
19	3/3	@ DALLAS	0-4 L	6-12-1/13	NONE	HEBERT	16,924
20	3/5	@ CHICAGO	0-3 L	6-13-1/13	NONE	HEBERT	21,546
21	3/7	@ ST. LOUIS	3-6 L	6-14-1/13	20, 47, 10	SHTALENKOV/HEBERT	19,115
22	3/9	DETROIT	4-4 T (OT)	6-14-2/14	9, 25, 25, 9+	HEBERT	^17,174
23	3/11	@ VANCOUVER	3-5 L	6-15-2/14	18, 16, 9	HEBERT	14,414
24	3/15	@ CALGARY	5-0 W	7-15-2/16	9, 9, 20, 4, 20	HEBERT	18,321
25	3/17	TORONTO	3-3 T (OT)	7-15-3/17	47, 2, 19+	HEBERT	^17,174
26	3/19	ST. LOUIS	2-4 L	7-16-3/17	22, 2	HEBERT	^17,174
27	3/21	LOS ANGELES	3-3 T (OT)	7-16-4/18	11, 9, 22	SHTALENKOV	^17,174
28	3/23	@ SAN JOSE	6-3 W	8-16-4/20	11, 20, 47, 20, 2, 14	HEBERT	17,190
29	3/26	@ CHICAGO	2-5 L	8-17-4/20	14, 14	HEBERT/SHTALENKOV	21,351
30	3/28	@ DETROIT	4-6 L	8-18-4/20	21, 14, 9, 14	SHTALENKOV/HEBERT	19,875
31	3/30	WINNIPEG	3-1 W	9-18-4/22	20, 20, 18S	HEBERT	^17,174
32	3/31	@ VANCOUVER	1-6 L	9-19-4/22	5	HEBERT/SHTALENKOV	13,649
33	4/2	SAN JOSE	5-4 W	10-19-4/24	18, 21, 9, 10, 16	HEBERT	^17,174
34	4/5	EDMONTON	4-3 W (OT)	11-19-4/26	42, 29, 19, 47	SHTALENKOV	^17,174
35	4/7	DALLAS	0-2 L	11-20-4/26	NONE	HEBERT	^17,174
36	4/9	LOS ANGELES	5-1 W	12-20-4/28	7, 9, 14, 25, 25	HEBERT	^17,174
37	4/11	@ VANCOUVER	0-5 L	12-21-4/28	NONE	HEBERT	13,031
38	4/13	CALGARY	4-2 W	13-21-4/30	25, 19, 16, 14S	HEBERT	^17,174
39	4/15	VANCOUVER	1-3 L	13-22-4/30	47	HEBERT	^17,174
40	4/17	SAN JOSE	3-0 W	14-22-4/32	16, 2, 19S	HEBERT	^17,174
41	4/19	@ TORONTO	2-3 L	14-23-4/32	26, 16	HEBERT	15,746
42	4/21	@ DETROIT	5-6 L	14-24-4/32	15, 9, 26, 2, 21	HEBERT/SHTALENKOV	19,875
43	4/23	@ LOS ANGELES	2-2 T (OT)	14-24-5/33	22*, 21	HEBERT	16,005
44	4/24	CALGARY	2-1 W	15-24-5/35	25, 22	HEBERT	^17,174
45	4/26	SAN JOSE	2-5 L	15-25-5/35	9, 19	HEBERT	^17,174
46	4/30	@ LOS ANGELES	1-2 L	15-26-5/35	25	HEBERT/SHTALENKOV	16,005
47	5/1	ST. LOUIS	3-5 L	15-27-5/35	11, 9, 25	SHTALENKOV	^17,174
48	5/3	TORONTO	6-1 W	16-27-5/37	20, 7, 29, 22, 19, 9	SHTALENKOV	^17,174

GOAL KEY: UNDERLINE = POWER PLAY GOAL, * = SHORTHANDED GOAL, BOLD = GAME-WINNING GOAL, += GAME-TYING GOAL, \$ = EMPTY NET GOAL, ^ = SELLOUT AT THE ARROWHEAD POND.
WHEN TWO GOALTENDERS PLAY IN ONE GAME, ALL CAPS RECEIVED DECISION.

NOTE - BOB CORKUM CHANGED FROM #20 TO #19, STEVE RUCCHIN CHANGED FROM #15 TO #20, AND DAVID KARPA WAS ASSIGNED #15 BEGINNING ON 3/9/95. BEFORE 3/9/95, #19 WAS WORN BY ANATOLI SEMENOV.

1993-94 MIGHTY DUCKS OF ANAHEIM



Front Row (sitting) L-R: Mikhail Shtalenkov, Alternate Captain Randy Ladouceur, Head Coach Ron Wilson, Assistant General Manager Pierre Gauthier, President Tony Tavares, Governor Michael Eisner, Vice President/General Manager Jack Ferreira, Director of Hockey Operations Kevin Gilmore, Captain Troy Loney, Guy Hebert. **Second Row L-R:** Trainer Blynn DeNiro, Equipment Manager Mark O'Neill, Assistant Coach Al Sims, Terry Yake, Bobby Dollas, Alternate Captain Stu Grimson, Alternate Captain Todd Ewen, Stephan Lebeau, Assistant Coach Tim Army, Goaltending Coach Brian Hayward, Assistant Equipment Manager John Allaway. **Third Row L-R:** Bob Corkum, Peter Douris, Joe Sacco, David Williams, Bill Houlder, Anatoli Semenov, Jim Thomson, Shaun Van Allen, Tim Sweeney, Don McSween. **Top Row L-R:** Scott McKay, Sean Hill, Scott Chartier, Maxim Bets, Steven King, Garry Valk, Mark Ferner, Patrik Carnback, John Lilley.

1993-94:

THE INAUGURAL SEASON

Final Record: 33-46-5, 71 points (fourth, Pacific) ...set an NHL first-year team record with 33 wins, tying Florida for most wins in a season...had 19 road wins - the most-ever by a first-year club in the NHL... had three separate road winning streaks of three games or more, including a four-game sweep of a Western Canada swing in late November...71 points were the fourth-highest point total ever for a first-year NHL club...home attendance averaged 16,989 (98.9% of capacity) with 27 sellouts, including the last 25 games of the year...won seven season-series, including four sweeps (Hartford 2-0, Philadelphia 2-0, N.Y. Rangers 2-0, Winnipeg 4-0)...team was 10-4-1 in Canada, including an eight game unbeaten streak (8-0-1)...15 players set new individual career-highs

for points in an NHL season and 20 set new career-highs in games played...Anaheim's team 2.97 GAA and .907 save percentage made the Mighty Ducks one of only eight teams in the league to have a GAA under 3.00 and a save percentage over .900...21 of 46 losses were decided by one goal (45.7%)...43-of-71 points were earned away from the Arrowhead Pond (60.6%)...team's record was 19-15-3 outside of the state of California...team had a 5-5-1 record when scoring two-or-more power play goals in a game, including a 2-0-0 record when scoring three...penalty killing ranked sixth overall in the league at 82.7%... Anaheim had a 6-2-1 record in games that they scored a shorthanded goal...the Mighty Ducks were one of three teams not to be called for an instigation penalty (Florida & Quebec being the others)... Anaheim held a 19-3-1 record (.848) when scoring four-or-more goals in a game.

1993-94 GAME-BY-GAME

GAME	DATE	OPPONENT	RESULT	RECORD/PTS.	DUCKS GOALS (BY #)	ANA. GOALTENDER(S)	ATTENDANCE
1	10/8	DETROIT	2-7 L	0-1-0/0	6, 24	HEBERT	^17,320
2	10/10	NY ISLANDERS	3-4 L (OT)	0-2-0/0	19, 25, 20	TUGNUTT	15,386
3	10/13	EDMONTON	4-3 W	1-2-0/2	24, 17, 14, 23	TUGNUTT	15,570
4	10/15	BOSTON	1-1 T (OT)	1-2-1/3	14	TUGNUTT	16,850
5	10/17	CALGARY	2-2 T (OT)	1-2-2/4	36, 21	HEBERT	16,527
6	10/19	@ NY RANGERS	4-2 W	2-2-2/6	24, 25, 25, 25	HEBERT	17,643
7	10/20	@ NEW JERSEY	0-4 L	2-3-2/6	NONE	TUGNUTT	14,009
8	10/23	@ MONTREAL	1-4 L	2-4-2/6	18	HEBERT	16,861
9	10/25	@ OTTAWA	1-4 L	2-5-2/6	20	TUGNUTT	10,206
10	10/28	@ SAN JOSE	3-4 L	2-6-2/6	2, 8, 20	HEBERT	16,183
11	10/29	WASHINGTON	2-5 L	2-7-2/6	20, 2	TUGNUTT	16,436
12	10/31	SAN JOSE	1-2 L (OT)	2-8-2/6	18	HEBERT	16,014
13	11/3	DALLAS	5-4 W	3-8-2/8	19, 23, 3, 18, 19	TUGNUTT	16,186
14	11/5	NEW JERSEY	3-6 L	3-9-2/8	8, 19, 20	TUGNUTT/HEBERT	16,666
15	11/7	PITTSBURGH	4-5 L	3-10-2/8	6, 25, 19, 21	HEBERT	17,083
16	11/9	DALLAS (AT PHX)	4-2 W	4-10-2/10	36, 18, 24, 20S	HEBERT	8,143
17	11/11	@ CALGARY	4-5 L	4-11-2/10	16, 20, 16, 7	HEBERT	19,811
18	11/14	@ VANCOUVER	2-3 L	4-12-2/10	23, 25	SHTALENKOV	13,710
19	11/17	TORONTO	3-4 L	4-13-2/10	8, 19, 25	SHTALENKOV/HEBERT	17,083
20	11/19	@ VANCOUVER	6-3 W	5-13-2/12	36, 19, 29, 16, 18, 14	TUGNUTT	15,550
21	11/21	@ EDMONTON	4-2 W	6-13-2/14	36, 22, 6, 2	TUGNUTT	12,348
22	11/22	@ CALGARY	2-1 W	7-13-2/16	19, 7	HEBERT	18,222
23	11/24	@ WINNIPEG	2-1 W	8-13-2/18	23, 23	TUGNUTT	12,147
24	11/26	SAN JOSE	3-4 L	8-14-2/18	17, 21, 21	TUGNUTT	^17,199
25	11/27	@ SAN JOSE	0-1 L	8-15-2/18	NONE	HEBERT	17,190
26	12/1	WINNIPEG	5-2 W	9-15-2/20	14, 36, 19, 17, 25	TUGNUTT	17,003
27	12/2	@ LOS ANGELES	2-3 L	9-16-2/20	16, 22	HEBERT	16,005
28	12/5	TAMPA BAY	2-4 L	9-17-2/20	36, 17	TUGNUTT	16,480
29	12/7	FLORIDA	2-3 L	9-18-2/20	8, 17	HEBERT	16,474
30	12/12	ST. LOUIS	2-1 W (OT)	10-18-2/22	7, 10	HEBERT	17,017
31	12/14	@ DETROIT	2-5 L	10-19-2/22	25, 25	TUGNUTT	19,687
32	12/15	@ TORONTO	1-0 W	11-19-2/24	8*	HEBERT	15,728
33	12/17	@ DALLAS	3-2 W	12-19-2/26	10, 10, 17	HEBERT	16,801
34	12/19	@ CHICAGO	0-2 L	12-20-2/26	NONE	TUGNUTT	18,472
35	12/20	@ WINNIPEG	7-5 W	13-20-2/28	25, 17, 23, 20, 36, 25, 16	HEBERT	14,033
36	12/22	DALLAS	2-3 L (OT)	13-21-2/28	10, 3	TUGNUTT	^17,232
37	12/26	LOS ANGELES	2-3 L	13-22-2/28	25, 20	HEBERT	^17,296
38	12/28	@ NY ISLANDERS	3-0 W	14-22-2/30	10, 6, 2	TUGNUTT	16,297
39	12/30	@ WASHINGTON	0-3 L	14-23-2/30	NONE	TUGNUTT	17,616
40	1/1	@ FLORIDA	2-4 L	14-24-2/30	25, 20	HEBERT	14,669
41	1/2	@ T. BAY (ORL.)	4-1 W	15-24-2/32	4, 18*, 25, 16S	TUGNUTT	10,871
42	1/6	@ CHICAGO	6-2 W	16-24-2/34	20, 8, 18, 20*, 23, 6	TUGNUTT	17,460
43	1/8	@ ST. LOUIS	5-3 W	17-24-2/36	24, 16, 23, 23, 16	HEBERT	18,143
44	1/10	DETROIT	4-6 L	17-25-2/36	21, 23, 2, 4	TUGNUTT	^17,196
45	1/12	SAN JOSE	2-5 L	17-26-2/36	23, 16	HEBERT/TUGNUTT	^17,176
46	1/14	HARTFORD	6-3 W	18-26-2/38	21, 20*, 8, 21, 8, 18S	HEBERT	^17,204
47	1/16	VANCOUVER	3-4 L	18-27-2/38	20, 24, 14	TUGNUTT/HEBERT	^17,203
48	1/18	@ TORONTO	3-3 T (OT)	18-27-3/39	18, 24, 24	HEBERT	15,728
49	1/19	@ DETROIT	4-4 T (OT)	18-27-4/40	18, 36, 17, 20+	HEBERT	19,875
50	1/24	ST. LOUIS	2-3 L (OT)	18-28-4/40	24, 8	HEBERT	^17,178
51	1/26	WINNIPEG	3-1 W	19-28-4/42	19, 39, 22	HEBERT	^17,190
52	1/28	N.Y. RANGERS	3-2 W	20-28-4/44	20, 8, 2	HEBERT	^17,250
53	1/29	@ LOS ANGELES	1-5 L	20-29-4/44	21	HEBERT/TUGNUTT	16,005
54	2/2	CALGARY	2-4 L	20-30-4/44	14, 25	TUGNUTT	^17,214
55	2/4	VANCOUVER	3-0 W	21-30-4/46	22*, 19, 20	HEBERT	^17,229
56	2/6	CHICAGO	2-3 L	21-31-4/46	14, 24	HEBERT	^17,265
57	2/11	LOS ANGELES	3-5 L	21-32-4/46	22, 20, 2	HEBERT	^17,345
58	2/13	@ EDMONTON	6-3 W	22-32-4/48	24, 14, 25, 14, 25, 18	TUGNUTT	13,453
59	2/16	PHILADELPHIA	6-3 W	23-32-4/50	22, 20, 7, 14, 14, 24	HEBERT	^17,268
60	2/18	QUEBEC	0-1 L	23-33-4/50	NONE	TUGNUTT	^17,263
61	2/20	@ ST. LOUIS	1-4 L	23-34-4/50	25	HEBERT	18,150
62	2/23	@ BUFFALO	2-4 L	23-35-4/50	25, 39	HEBERT	15,651
63	2/24	@ PITTSBURGH	2-2 T (OT)	23-35-5/51	8, 14+*	SHTALENKOV	17,168
64	2/26	@ QUEBEC	6-3 W	24-35-5/53	2, 47, 3, 18, 23, 14	HEBERT	15,032
65	3/2	MONTREAL	2-5 L	24-36-5/53	16, 21	HEBERT	^17,248
66	3/4	EDMONTON	4-1 W	25-36-5/55	2, 8, 4, 14	HEBERT	^17,278
67	3/6	@ SAN JOSE	0-6 L	25-37-5/55	NONE	HEBERT/SHTALENKOV	17,190
68	3/8	@ CHICAGO (@ PHX)	0-3 L	25-38-5/55	NONE	SHTALENKOV	13,847
69	3/9	BUFFALO	0-3 L	25-39-5/55	NONE	HEBERT	^17,256
70	3/11	CHICAGO	2-3 L	25-40-5/55	20*, 20	SHTALENKOV	^17,265
71	3/13	OTTAWA	5-1 W	26-40-5/57	24, 36, 6, 18, 20	SHTALENKOV	^17,225
72	3/16	LOS ANGELES	5-2 W	27-40-5/59	14, 4, 47, 8, 8	SHTALENKOV	^17,325
73	3/22	@ DALLAS	3-4 L	27-41-5/59	23, 32, 21	SHTALENKOV	16,914
74	3/24	@ BOSTON	3-5 L	27-42-5/59	47, 25, 6*	HEBERT	14,448
75	3/26	@ HARTFORD	3-2 W	28-42-5/61	22*, 22, 36	HEBERT	15,635
76	3/27	@ PHILADELPHIA	3-2 W (OT)	29-42-5/63	16, 18, 18	HEBERT	17,380
77	3/30	@ LOS ANGELES	5-2 W	30-42-5/65	23, 47, 39, 16, 14S	HEBERT	16,005
78	3/31	EDMONTON	2-3 L (OT)	30-43-5/65	47, 14	HEBERT	^17,293
79	4/2	TORONTO	3-1 W	31-43-5/67	14, 48, 47	HEBERT	^17,281
80	4/6	@ CALGARY	2-4 L	31-44-5/67	18, 18	HEBERT	20,230
81	4/8	@ EDMONTON	3-1 W	32-44-5/69	21, 18, 8	HEBERT	15,701
82	4/9	@ VANCOUVER	3-1 W	33-44-5/71	8, 21, 14S	SHTALENKOV	16,150
83	4/11	CALGARY	0-3 L	33-45-5/71	NONE	SHTALENKOV	^17,291
84	4/13	VANCOUVER	1-2 L	33-46-5/71	4	HEBERT	^17,295

GOAL KEY: UNDERLINE = POWER PLAY GOAL; * = SHORTHANDED GOAL; BOLD = GAME-WINNING GOAL; + = GAME-TYING GOAL; S = EMPTY NET GOAL. WHEN TWO GOALTENDERS PLAY IN ONE GAME, ALL CAPS RECEIVED DECISION. ^ = SELLOUT AT THE ARROWHEAD POND.

YEAR-BY-YEAR FINAL STATISTICS

2009-10 FINAL STATISTICS

POS	NO.	PLAYER	GP	TOI	G	A	P	+/-	PIM	PP	SH	GW	S	S%
R	10	COREY PERRY	82	21:03	27	49	76	0	111	6	1	2	270	10.0
C	15	RYAN GETZLAF	66	21:40	19	50	69	+4	79	8	0	5	149	12.8
R	9	BOBBY RYAN	81	18:29	35	29	64	+9	81	11	0	3	258	13.6
C	11	SAKU KOIVU	71	18:34	19	33	52	+14	36	5	1	6	124	15.3
R	8	TEEMU SELANNE	54	17:19	27	21	48	+3	16	14	0	5	173	15.6
D	27	SCOTT NIEDERMAYER	80	26:30	10	38	48	-9	38	5	0	2	168	6.0
D	34	JAMES WISNIEWSKI	69	24:20	3	27	30	-5	56	2	0	0	146	2.1
D	19	RYAN WHITNEY	62	24:33	4	24	28	-6	48	3	0	0	107	3.7
C	22	TODD MARCHANT	78	15:48	9	13	22	-16	32	0	3	1	83	10.8
RW	42	*DAN SEXTON	41	13:29	9	10	19	-3	16	2	0	0	93	9.7
L	39	*MATT BELESKEY	60	13:59	11	7	18	-10	35	0	0	3	123	8.9
D	7	STEVE EMINGER	63	19:28	4	12	16	+1	30	0	0	1	45	8.9
LW	33	*JASON BLAKE	26	16:02	6	9	15	-6	10	4	0	0	69	8.7
RW	14	JOFFREY LUPUL	23	15:57	10	4	14	+3	18	0	0	0	66	15.2
D	17	*LUBOMIR VISNOVSKY	16	25:59	5	8	13	-6	4	1	0	1	53	9.4
C	28	*KYLE CHIPCHURA	55	12:28	6	6	12	-2	56	0	1	1	43	14.0
C	17	PETTERI NOKELAINEN	50	12:55	4	7	11	-7	21	0	0	0	70	5.7
C	20	RYAN CARTER	38	9:51	4	5	9	0	31	0	0	1	38	10.5
RW	24	EVGENY ARTYUKHIN	37	9:04	4	5	9	0	41	0	0	0	21	19.0
D	21	SHELDON BROOKBANK	66	14:57	0	9	9	+10	114	0	0	0	60	0.0
R	13	MIKE BROWN	75	8:21	6	1	7	+1	106	0	1	2	82	7.3
R	50	*TROY BODIE	44	11:14	5	2	7	-8	80	0	1	1	58	16.6
D	4	NICK BOYNTON	42	16:45	1	6	7	+1	59	1	0	0	39	2.6
R	16	GEORGE PARROS	57	6:00	4	0	4	+4	136	0	0	0	25	16.0
D	53	BRETT FESTERLING	42	12:30	0	3	3	+1	15	0	0	0	25	0.0
C	63	*NICK BONINO	9	14:13	1	1	2	0	6	1	0	0	14	7.1
D	60	BRENDAN MIKKELSON	28	14:59	0	2	2	-5	14	0	0	0	21	0.0
D	4	*AARON WARD	17	14:26	0	2	2	+2	8	0	0	0	9	0.0
LW	32	KYLE CALDER	14	14:07	0	2	2	-7	8	0	0	0	20	0.0
D	41	*NATHAN OYSTRICK	3	10:34	0	0	0	-1	2	0	0	0	1	0.0
C	48	ANDREW EBBETT	2	12:54	0	0	0	-1	0	0	0	0	1	0.0
C	26	ERIK CHRISTENSEN	9	11:26	0	0	0	-3	2	0	0	0	9	0.0
D	5	LUCA SBISA	8	12:37	0	0	0	-1	6	0	0	0	3	0.0
C	67	*MACGREGOR SHARP	8	4:09	0	0	0	0	0	0	0	0	6	0.0

NO.	PLAYER	GP	MIN	GAA	W	L	OT	SO	GA	SA	SV%	G	A	PIM
1	JONAS HILLER	59	33:38	2.73	30	23	4	2	152	1860	.918	0	2	0
31	*CURTIS MCELHINNEY	10	5:21	2.76	5	1	2	0	24	288	.917	0	0	0
35	JEAN-SEBASTIEN GIGUERE	20	11:08	3.14	4	8	5	1	58	580	.900	0	0	2

* Rookie

^ Acquired Midseason

2008-09 FINAL STATISTICS

POS	NO.	PLAYER	GP	TOI	G	A	PTS	+/-	PIM	PP	SH	GW	S	PCTG
C	15	RYAN GETZLAF	81	20:07	25	66	91	5	121	9	0	2	227	11.0
R	10	COREY PERRY	78	18:36	32	40	72	10	109	10	0	8	283	11.3
D	27	SCOTT NIEDERMAYER	82	26:55	14	45	59	-8	70	9	0	2	178	7.9
R	9	*BOBBY RYAN	64	15:26	31	26	57	13	33	12	0	3	174	17.8
R	8	TEEMU SELANNE	65	16:29	27	27	54	-3	36	16	0	5	186	14.5
D	25	CHRIS PRONGER	82	26:56	11	37	48	0	88	4	0	2	196	5.6
C	48	*ANDREW EBBETT	48	13:52	8	24	32	8	24	6	0	0	100	8.0
C	26	*ERIK CHRISTENSEN	64	13:38	7	21	28	-9	20	2	0	0	122	5.7
D	34	*JAMES WISNIEWSKI	48	19:51	3	21	24	9	30	1	0	0	89	3.4
D	19	*RYAN WHITNEY	48	23:51	2	21	23	-14	28	1	0	0	71	2.8
C	44	ROB NIEDERMAYER	79	15:34	14	7	21	-17	42	1	1	2	88	15.9
C	22	TODD MARCHANT	72	14:31	5	13	18	-2	34	0	2	0	101	5.0
R	16	GEORGE PARROS	74	6:15	5	5	10	8	135	0	0	0	47	16.0
L	18	DREW MILLER	27	12:59	4	6	10	0	17	0	0	0	45	8.9
C	17	*PETTERI NOKELAINEN	50	11:15	4	5	9	2	16	0	1	0	56	7.1
C	20	RYAN CARTER	48	9:05	3	6	9	3	52	0	0	1	40	7.5
D	3	BRET HEDICAN	51	16:18	1	5	6	-7	36	0	0	0	40	2.5
D	23	FRANCOIS BEAUCHEMIN	20	24:54	4	1	5	-3	12	0	0	2	45	8.9
D	53	*BRETT FESTERLING	40	16:40	0	5	5	5	18	0	0	0	15	0.0
R	13	*MIKE BROWN	48	8:08	2	2	4	-7	145	0	0	2	44	4.5
D	21	*SHELDON BROOKBANK	44	12:07	1	3	4	4	76	0	0	0	30	3.3
D	60	*BRENDAN MIKKELSON	34	13:56	0	2	2	0	17	0	0	0	19	0.0
D	55	*BRIAN SALCIDO	2	12:17	0	1	1	2	0	0	0	0	1	0.0
L	64	*MATT BELESKEY	2	11:09	0	0	0	0	0	0	0	0	0	0.0
R	50	*TROY BODIE	4	8:08	0	0	0	0	0	0	0	0	5	0.0

NO.	GOALTENDER	GPI	MINS	AVG	W	L	OT	EN	SO	GA	SA	SV%	G	A	PIM
1	JONAS HILLER	46	2486	2.39	23	15	1	6	4	99	1217	.919	0	0	0
35	J.S. GIGUERE	46	2458	3.10	19	18	6	3	2	127	1274	.900	0	0	4

ANA GOALTEENDING TOTALS

* Rookie

^ Acquired Midseason

YEAR-BY-YEAR FINAL STATISTICS

2007-08 FINAL STATISTICS

POS	NO.	PLAYER	GP	TOI	G	A	PTS	+/-	PIM	PP	SH	GW	S	PCTG
C	15	RYAN GETZLAF	77	19:38	24	58	82	32	94	4	1	2	185	13.0
R	10	COREY PERRY	70	17:57	29	25	54	12	108	11	0	4	200	14.5
L	14	CHRIS KUNITZ	82	16:54	21	29	50	8	80	7	1	6	196	10.7
D	25	CHRIS PRONGER	72	26:00	12	31	43	1-	128	8	0	4	182	6.6
R	4	TODD BERTUZZI	68	16:27	14	26	40	8	97	4	0	2	121	11.6
D	11	MATHIEU SCHNEIDER	65	22:17	12	27	39	22	50	5	0	2	139	8.6
C	39	^DOUG WEIGHT	67	14:36	10	15	25	4	32	2	0	1	96	10.4
D	27	SCOTT NIEDERMAYER	48	23:54	8	17	25	2-	16	7	0	3	87	9.2
R	8	TEEMU SELANNE	26	18:07	12	11	23	5	8	7	0	2	87	13.8
D	23	FRANCOIS BEACHEMIN	82	25:31	2	19	21	9-	59	0	0	2	144	1.4
D	7	^MARC-ANDRE BERGERON	55	17:23	9	10	19	16-	20	8	0	1	108	8.3
D	40	KENT HUSKINS	76	16:04	4	15	19	23	59	1	0	2	46	8.7
C	22	TODD MARCHANT	75	14:49	9	7	16	3-	48	0	0	0	93	9.7
C	44	ROB NIEDERMAYER	78	17:42	8	8	16	1	54	0	1	1	111	7.2
C	26	SAMUEL PAHLSSON	56	18:46	6	9	15	2-	34	0	3	3	94	6.4
R	54	*BOBBY RYAN	23	11:15	5	5	10	1-	6	3	0	0	37	13.5
D	21	SEAN O'DONNELL	82	17:14	2	7	9	9	84	0	1	0	25	8.0
C	20	*RYAN CARTER	34	10:29	4	4	8	2-	36	0	0	1	56	7.1
L	32	TRAVIS MOEN	77	15:49	3	5	8	10-	81	0	1	1	98	3.1
L	18	*DREW MILLER	26	11:11	2	3	5	1-	6	0	0	0	30	6.7
D	33	JOE DIPENTA	23	10:39	1	4	5	3	16	0	0	0	5	20.0
R	16	GEORGE PARROS	69	5:56	1	4	5	3	183	0	0	0	30	3.3
L	24	BRAD MAY	61	6:37	3	1	4	2	53	0	0	2	34	8.8
C	17	^BRIAN SUTHERBY	50	8:35	1	1	2	4-	64	0	0	0	49	2.0
C	56	*PETTERI WIRTANEN	3	4:11	1	0	1	1	2	0	0	1	1	100.0
R	28	MARK MOWERS	17	9:02	1	0	1	0	8	0	0	0	6	16.7
C	48	*ANDREW EBBETT	3	13:18	0	0	0	3	2	0	0	0	3	.0
D	20	MAXIM KONDRATIEV	4	7:30	0	0	0	2-	0	0	0	0	1	.0
R	42	JASON KING	4	10:56	0	0	0	3-	0	0	0	0	2	.0
C	20	GEOFF PLATT	5	11:17	0	0	0	2	2	0	0	0	4	.0

NO.	GOALTENDER	GPI	MIN	AVG	W	L	OT	EN	SO	GA	SA	SV %	G	A	PIM
1	*JONAS HILLER	23	1223	2.06	10	7	1	0	0	42	578	.927	0	1	0
35	J.S. GIGUERE	58	3310	2.12	35	17	6	5	4	117	1508	.922	0	0	4
ANA GOALTENDING TOTALS		82	5007	2.20	47	27	8	6	4	179	1930	.907			

* Rookie

^ Acquired Midseason

2006-07 FINAL STATISTICS

POS	NO.	PLAYER	GP	TOI	G	A	PTS	+/-	PIM	PP	SH	GW	S	PCTG
R	8	TEEMU SELANNE	82	17:41	48	46	94	26	82	25	0	10	257	18.7
C	19	ANDY MCDONALD	82	17:35	27	51	78	16	46	8	0	3	252	10.7
D	27	SCOTT NIEDERMAYER	79	27:30	15	54	69	6	86	9	0	3	172	8.7
L	14	CHRIS KUNITZ	81	17:03	25	35	60	23	81	11	0	5	180	13.9
D	25	CHRIS PRONGER	66	27:05	13	46	59	27	69	8	0	2	166	7.8
C	15	RYAN GETZLAF	82	15:03	25	33	58	17	66	11	1	6	203	12.3
R	17	*DUSTIN PENNER	82	13:59	29	16	45	2-	58	9	0	5	204	14.2
R	10	COREY PERRY	82	12:28	17	27	44	12	55	4	0	3	194	8.8
D	23	FRANCOIS BEACHEMIN	71	25:28	7	21	28	7	49	2	0	0	128	5.5
C	26	SAMUEL PAHLSSON	82	17:21	8	18	26	4-	42	0	0	1	111	7.2
C	22	TODD MARCHANT	56	15:10	8	15	23	7	44	0	3	2	115	7.0
L	32	TRAVIS MOEN	82	14:48	11	10	21	4-	101	0	0	0	124	8.9
D	21	SEAN O'DONNELL	79	19:55	2	15	17	9	92	0	0	1	47	4.3
C	44	ROB NIEDERMAYER	82	16:38	5	11	16	8-	77	0	0	0	106	4.7
D	5	^RIC JACKMAN	31	13:41	2	10	12	0	20	1	0	1	36	5.6
R	38	*RYAN SHANNON	53	10:38	2	9	11	2-	10	0	0	0	77	2.6
L	45	SHAWN THORNTON	48	8:26	2	7	9	3	88	0	0	0	60	3.3
D	33	JOE DIPENTA	76	12:09	2	6	8	1	48	0	0	1	33	6.1
L	24	^BRAD MAY	24	9:49	0	4	4	1-	21	0	0	0	22	.0
C	13	^MARK HARTIGAN	12	10:46	1	2	3	1	6	1	0	0	15	6.7
D	40	KENT HUSKINS	33	14:04	0	3	3	3-	14	0	0	0	16	.0
R	35	J GIGUERE	56	57:56	0	2	2	0	0	0	0	0	0	.0
R	16	^GEORGE PARROS	34	5:03	1	0	1	3-	102	0	0	0	19	5.3
G	29	^SEBASTIEN CARON	2	44:05	0	0	0	0	0	0	0	0	0	.0
G	30	ILYA BRYZGALOV	27	55:52	0	0	0	0	0	0	0	0	0	.0

RNK	SW#	GOALTENDER	GPI	MIN	AVG	W	L	OT	EN	SO	GA	SA	SV %	G	A	PIM
29		SEBASTIEN CARON	1	28	2.14	0	0	0	0	1	6	.833	0	0	0	
7	35	J GIGUERE	56	3245	2.26	36	10	8	1	4	122	1490	.918	0	2	0
19	30	ILYA BRYZGALOV	27	1509	2.47	10	8	6	0	1	62	668	.907	0	0	0
31		*MICHAEL WALL	4	202	2.97	2	2	0	1	0	10	81	.877	0	1	0
ANA GOALTENDING TOTALS		82	5010	2.37	48	20	14	3	5	198	2248	.912				

* Rookie

^ Acquired Midseason

YEAR-BY-YEAR FINAL STATISTICS

2005-06 FINAL STATISTICS

POS	NO.	PLAYER	GP	TOI	G	A	PTS	+/-	PIM	PP	SH	GW	S	PCTG		
R	13	TEEMU SELANNE	80	17:47	40	50	90	28	44	18	0	5	267	15.0		
C	19	ANDY MCDONALD	82	16:48	34	51	85	24	32	13	0	7	229	14.8		
D	27	SCOTT NIEDERMAYER	82	25:30	13	50	63	8	96	9	0	3	181	7.2		
R	15	JOFFREY LUPUL	81	16:37	28	25	53	13-	48	12	2	2	296	9.5		
L	38	*CHRIS KUNITZ	69	13:53	19	22	41	16	71	5	1	2	149	12.8		
C	44	ROB NIEDERMAYER	76	17:52	15	24	39	5-	89	4	1	2	140	10.7		
C	51	*RYAN GETZLAF	57	12:34	14	25	39	6	22	10	0	1	116	12.1		
D	23	*FRANCOIS BEAUCHEMIN	72	23:09	8	28	36	2	52	4	0	3	137	5.8		
C	22	TODD MARCHANT	79	17:15	9	25	34	2	66	0	0	0	132	6.8		
R	17	JONATHAN HEDSTROM	79	16:16	13	14	27	2	48	2	2	5	99	13.1		
R	61	*COREY PERRY	56	11:34	13	12	25	1	50	4	0	2	98	13.3		
L	29	TODD FEDORUK	76	8:24	4	19	23	6	174	0	0	1	69	5.8		
C	26	SAMUEL PAHLSSON	82	16:30	11	10	21	1-	34	0	3	1	116	9.5		
D	24	RUSLAN SALEI	78	22:30	1	18	19	17	114	0	0	0	108	.9		
L	12	JEFF FRIESE	51	13:22	4	7	11	15-	32	0	0	1	75	5.3		
D	21	SEAN O'DONNELL	78	16:33	2	9	11	6	147	0	0	0	33	6.1		
D	33	JOE DIPENTA	72	13:31	2	6	8	8	46	0	0	0	27	7.4		
D	5	VITALY VISHNEVSKI	82	16:25	1	7	8	8	91	0	0	0	90	1.1		
L	32	TRAVIS MOEN	39	11:02	4	1	5	3-	72	0	0	0	28	14.3		
D	6	JASON MARSHALL	23	11:46	0	4	4	2	34	0	0	0	25	.0		
G	30	*ILYA BRYZGALOV	31	51:17	0	2	2	0	4	0	0	0	0	.0		
G	35	J GIGUERE	60	57:10	0	0	0	0	20	0	0	0	0	.0		
SW#	GOALTENDER	GPI	MINS	AVG	W	L	T	EN	SO	GA	SA	SV%	G	A	PIM	
12	30	*ILYA BRYZGALOV	31	1575	2.51	13	12	1	2	1	66	733	.910	0	2	4
21	35	J GIGUERE	60	3381	2.66	30	15	11	4	2	150	1692	.911	0	0	20
ANA GOALTENDING TOTALS			82	4987	2.67	43	27	12	6	3	222	2431	.909			

* Rookie

2003-04 FINAL STATISTICS

POS	NO.	PLAYER	GP	TOI	G	A	PTS	+/-	PIM	PP	SH	GW	GT	S	PCTG	
C	91	SERGEI FEDOROV	80	21:04	31	34	65	5-	42	9	2	6	1	268	11.6	
L	40	VACLAV PROSPAL	82	18:37	19	35	54	9-	54	7	0	4	1	185	10.3	
R	39	PETR SYKORA	81	17:57	23	29	52	9-	34	6	0	2	0	277	8.3	
C	20	STEVE RUCCHIN	82	19:46	20	23	43	14-	12	9	1	1	0	148	13.5	
C	15	*JOFFREY LUPUL	75	13:36	13	21	34	6-	28	4	0	2	1	137	9.5	
C	19	ANDY MCDONALD	79	16:33	9	21	30	13-	24	2	1	1	1	162	5.6	
C	44	ROB NIEDERMAYER	55	19:28	12	16	28	6-	34	6	0	2	1	111	10.8	
D	28	NICLAS HAVELID	79	22:38	6	20	26	28-	28	5	0	3	0	122	4.9	
D	14	MARTIN SKOULA	79	18:22	4	21	25	5	32	1	0	0	1	84	4.8	
C	26	SAMUEL PAHLSSON	82	16:51	8	14	22	2-	52	1	0	2	0	134	6.0	
L	10	JASON KROG	80	11:58	6	12	18	4-	16	1	0	1	0	111	5.4	
L	23	STANISLAV CHISTOV	56	12:19	2	16	18	16-	26	2	0	0	0	70	2.9	
D	5	VITALY VISHNEVSKI	73	17:09	6	10	16	0	51	0	0	0	0	86	7.0	
D	8	SANDIS OZOLINSH	36	19:56	5	11	16	7-	24	1	0	2	1	58	8.6	
D	24	RUSLAN SALEI	82	23:41	4	11	15	1-	110	0	1	2	0	145	2.8	
L	27	PETR SCHASTLIVY	65	10:08	4	4	8	4-	18	1	0	2	0	85	4.7	
D	3	KEITH CARNEY	69	21:42	2	5	7	5-	42	1	0	0	0	58	3.4	
L	38	*CHRIS KUNITZ	21	9:07	0	6	6	1	12	0	0	0	0	31	.0	
L	12	MIKE LECLERC	10	15:37	1	3	4	1-	4	0	0	0	0	19	5.3	
D	4	LANCE WARD	46	8:40	0	4	4	1-	94	0	0	0	0	26	.0	
L	17	*CAM SEVERSON	31	7:21	3	0	3	3-	50	1	0	0	0	24	12.5	
L	55	GARRETT BURNETT	39	3:35	1	2	3	0	184	0	0	0	0	24	4.2	
C	18	*MIKAEL HOLMQUIST	21	8:23	2	0	2	6-	25	0	0	0	0	18	11.1	
C	46	*TONY MARTENSSON	6	6:58	1	1	2	2-	0	0	0	0	0	4	25.0	
G	35	J GIGUERE	55	58:22	0	2	2	0	4	0	0	0	0	0	.0	
D	41	CHRIS ARMSTRONG	4	12:32	0	1	1	1-	0	0	0	0	0	8	.0	
L	22	ALEXEI SMIRNOV	8	7:17	0	1	1	0	2	0	0	0	0	8	.0	
G	30	*ILYA BRYZGALOV	1	60:29	0	0	0	0	0	0	0	0	0	0	.0	
D	33	*MARK POPOVIC	1	13:48	0	0	0	0	0	0	0	0	0	1	.0	
L	48	CASEY HANKINSON	4	6:20	0	0	0	0	4	0	0	0	0	0	.0	
R	21	DAN BYLSMA	11	7:04	0	0	0	3-	0	0	0	0	0	6	.0	
G	29	MARTIN GERBER	32	53:04	0	0	0	0	4	0	0	0	0	0	.0	
SW#	GOALTENDER	GPI	MINS	AVG	W	L	T	EN	SO	GA	SA	SV%	G	A	PIM	
15	29	*ILYA BRYZGALOV	1	60	2.00	1	0	0	0	0	2	28	.929	0	0	0
	30	MARTIN GERBER	32	1698	2.26	11	12	4	3	2	64	785	.918	0	0	4
37	35	J GIGUERE	55	3210	2.62	17	31	6	4	3	140	1623	.914	0	2	4
ANA GOALTENDING TOTALS			82	5000	2.56	29	43	10	7	5	213	2443	.913			

YEAR-BY-YEAR FINAL STATISTICS

2002-03 FINAL STATISTICS

POS	NO.	PLAYER	GP	TOI	G	A	PTS	+/-	PIM	PP	SH	GW	GT	S	PCTG
L	9	PAUL KARIYA	82	20:17	25	56	81	3-	48	11	1	2	1	257	9.7
R	39	PETR SYKORA	82	18:28	34	25	59	7-	24	15	1	5	1	299	11.4
C	20	STEVE RUCCHIN	82	21:05	20	38	58	14-	12	6	1	4	0	194	10.3
C	77	ADAM OATES	67	18:38	9	36	45	1-	16	4	0	2	0	67	13.4
D	8	SANDIS OZOLINSH	82	26:01	12	32	44	6-	56	6	0	3	0	137	8.8
D	28	NICLAS HAVELID	82	22:29	11	22	33	5	30	4	0	5	0	169	6.5
R	32	STEVE THOMAS	81	12:53	14	16	30	10	53	1	0	4	0	118	11.9
L	23	*STANISLAV CHISTOV	79	13:35	12	18	30	4	54	3	0	2	0	114	10.5
L	12	MIKE LECLERC	57	16:56	9	19	28	8-	34	1	0	4	0	122	7.4
L	10	JASON KROG	67	13:47	10	15	25	1	12	0	1	1	0	92	10.9
C	44	ROB NIEDERMAYER	66	17:05	10	12	22	10-	57	3	0	1	0	125	8.0
D	3	KEITH CARNEY	81	22:33	4	18	22	8	65	0	0	1	2	87	4.6
C	19	ANDY MCDONALD	46	18:30	10	11	21	1-	14	3	0	1	0	92	10.9
R	18	PATRIC KJELLBERG	76	15:37	8	11	19	9-	16	2	1	2	0	95	8.4
C	26	SAMUEL PAHLSSON	34	13:19	4	11	15	10	18	0	1	2	0	28	14.3
D	24	RUSLAN SALEI	61	21:53	4	8	12	2	78	0	0	0	0	93	4.3
D	2	FREDRIK OLAUSSON	44	14:26	2	6	8	0	22	2	0	1	0	38	5.3
D	5	VITALY VISHNEVSKI	80	14:10	2	6	8	8-	76	0	1	0	0	65	3.1
C	11	MARC CHOUINARD	70	9:24	3	4	7	9-	40	0	1	0	0	52	5.8
L	22	*ALEXEI SMIRNOV	44	8:49	3	2	5	1-	18	0	0	1	0	46	6.5
D	4	LANCE WARD	65	8:14	3	2	5	6-	121	0	0	1	0	52	5.8
R	21	DAN BYLSMA	39	9:28	1	4	5	1-	12	0	0	0	0	23	4.3
L	25	KEVIN SAWYER	31	6:05	2	1	3	2-	115	0	0	0	0	11	18.2
D	34	*KURT SAUER	80	18:32	1	2	3	23-	74	0	0	0	0	50	2.0
G	29	MARTIN GERBER	22	54:41	0	1	1	0	0	0	0	0	0	0	.0
G	35	J GIGUERE	65	58:04	0	0	0	0	8	0	0	0	0	0	.0
SW#	GOALTENDER	GPI	MINS	AVG	W	L	T	EN	SO	GA	SA	SV%	G	A	PIM
29	MARTIN GERBER	22	1203	1.95	6	11	3	4	1	39	548	.929	0	1	0
35	J GIGUERE	65	3775	2.30	34	22	6	5	8	145	1820	.920	0	0	8
ANA GOALTENDING TOTALS		82	4997	2.32	40	33	9	9	9	193	2377	.919			

* Rookie

2001-02 FINAL STATISTICS

POS	NO.	PLAYER	GP	G	A	PTS	+/-	PIM	PP	SH	GW	GT	SH	S%		
SHTF TOI																
L	9	PAUL KARIYA	82	32	25	57	15-	28	11	0	8	1	289	11.1	24.9	22:12
C	17	MATT CULLEN	79	18	30	48	1-	24	3	1	4	0	164	11.0	21.4	17:00
L	12	MIKE LECLERC	82	20	24	44	12-	107	8	0	4	0	178	11.2	21.0	17:22
L	11	JEFF FRIESE	81	17	26	43	1-	44	1	1	0	0	161	10.6	22.0	17:59
D	10	OLEG TVERDOVSKY	73	6	26	32	0	31	2	0	1	0	147	4.1	25.0	22:50
C	19	*ANDY MCDONALD	53	7	21	28	2	10	2	0	3	0	79	8.9	19.5	15:58
L	13	GERMAN TITOV	66	13	14	27	4	36	1	0	2	0	63	20.6	16.2	12:28
D	33	JASON YORK	74	5	20	25	11-	60	3	0	2	0	104	4.8	23.3	19:19
C	20	STEVE RUCCHIN	38	7	16	23	3-	6	4	0	1	0	57	12.3	24.0	19:17
C	26	SAMUEL PAHLSSON	80	6	14	20	16-	26	1	1	0	0	99	6.1	20.3	16:24
R	18	PATRIC KJELLBERG	77	8	11	19	12-	16	4	0	0	0	88	9.1	20.4	17:04
R	21	DAN BYLSMA	77	8	9	17	5	28	0	1	2	0	72	11.1	15.9	11:36
D	3	KEITH CARNEY	60	5	9	14	14	30	0	0	1	0	66	7.6	26.1	20:46
D	7	PAVEL TRNKA	71	2	11	13	5-	66	1	0	0	0	78	2.6	21.7	17:03
D	24	RUSLAN SALEI	82	4	7	11	10-	97	0	0	1	0	96	4.2	25.6	21:25
C	32	MARC CHOUINARD	45	4	5	9	2	10	0	0	0	0	40	10.0	15.4	10:35
L	27	DENNY LAMBERT	73	2	5	7	1	213	0	0	0	0	51	3.9	10.3	6:59
R	23	SERGEI KRIVOKRASOV	26	2	3	5	2-	36	0	0	1	0	51	3.9	16.5	12:07
D	28	NICLAS HAVELID	52	1	2	3	13-	40	0	0	0	0	45	2.2	21.3	17:00
L	29	*TIMO PARSSINEN	17	0	3	3	0	2	0	0	0	0	16	.0	14.7	11:44
D	5	VITALY VISHNEVSKI	74	0	3	3	10-	60	0	0	0	0	54	.0	22.3	17:35
L	25	KEVIN SAWYER	57	1	1	2	4-	221	0	0	0	0	29	3.4	8.8	5:47
D	36	DREW BANNISTER	1	0	0	0	0	0	0	0	0	1	.0	19.0	13:19	
D	4	ANTTI-JUSSI NIEMI	1	0	0	0	1-	0	0	0	0	0	.0	14.0	9:53	
G	30	*ILYA BRYZGALOV	1	0	0	0	0	0	0	0	0	0	0	0	2.0	32:02
D	37	ARIS BRIMANIS	5	0	0	0	1-	9	0	0	0	0	2	.0	13.4	9:31
G	31	STEVE SHIELDS	33	0	0	0	0	4	0	0	0	0	0	0	3.4	53:51
G	35	J GIGUERE	53	0	0	0	0	28	0	0	0	0	0	0	3.8	58:53
RNK	SW#	GOALTENDER	GPI	MINS	AVG	W-L-T	EN	SO	GA	SA	SV%	G	A	PIM		
30		*ILYA BRYZGALOV	1	32	1.88	0-0-0	0	0	1	12	.917	0	0	0		
5	35	J GIGUERE	53	3127	2.13	20-25-6	3	4	111	1384	.920	0	0	28		
29	31	STEVE SHIELDS	33	1777	2.67	9-20-2	4	0	79	850	.907	0	0	4		
ANA GOALTENDING TOTALS		82	4976	2.39	29-45-8	7	5	198	2253	.912						

STEVE SHIELDS and J GIGUERE shared a shutout vs. CGY on Dec 8, 2001

* Rookie

YEAR-BY-YEAR FINAL STATISTICS

2000-01 FINAL STATISTICS

POS NO.	PLAYER	GP	G	A	PTS	+/-	PIM	PP	SH	GW	GT	SH	S%	SHFT	TOI
L 9	PAUL KARIYA	66	33	34	67	9-	20	18	3	3	0	230	14.3	24.8	23:01
D 10	OLEG TVERDOVSKY	82	14	39	53	11-	32	8	0	3	2	188	7.4	28.4	24:24
L 11	JEFF FRIESE (SJ)	64	12	24	36	7+	56	2	0	1	0	120	10.0		
	(ANA)	15	2	10	12	2-	10	2	0	0	0	29	6.9		
	(TOTAL)	79	14	34	48	5	66	4	0	1	0	149	9.4	25.7	21:27
L 16	MARTY McINNIS	75	20	22	42	21-	40	10	0	1	0	136	14.7	23.5	18:29
C 17	MATT CULLEN	82	10	30	40	23-	38	4	0	1	0	159	6.3	23.5	18:14
C 15	TONY HRKAC	80	13	25	38	0	29	0	0	1	0	88	14.8	17.2	13:46
L 12	MIKE LECLERC	54	15	20	35	1-	26	3	0	3	2	130	11.5	22.8	17:35
C 13	GERMAN TITOV	71	9	11	20	21-	61	1	0	0	0	78	11.5	20.5	15:53
L 18	*PETR TENKRAT	46	5	9	14	11-	16	0	0	2	1	79	6.3	16.7	12:48
D 28	NICLAS HAVELID	47	4	10	14	6-	34	2	0	1	0	69	5.8	27.8	21:51
R 19	JIM CUMMINS	79	5	6	11	11-	167	0	0	1	0	45	11.1	10.1	7:14
D 25	MIKE CROWLEY	39	1	10	11	16-	20	0	0	1	0	45	2.2	23.2	17:21
D 5	VITALY VISHNEVSKI	76	1	10	11	1-	99	0	0	0	0	49	2.0	25.5	19:13
D 27	PASCAL TREPANIER	57	6	4	10	12-	73	3	0	0	1	86	7.0	22.2	16:47
L 21	DAN BYLSMA	82	1	9	10	12-	22	0	0	0	0	50	2.0	16.4	11:44
C 26	*SAMUEL PAHLSSON														
	(BOS)	17	1	1	2	5-	6	0	0	0	0	13	7.7		
	(ANA)	59	3	4	7	9-	13	1	1	1	0	46	6.5		
	(TOTAL)	76	4	5	9	14-	20	1	1	1	0	59	6.8	19.6	14:13
C 20	STEVE RUCCHIN	16	3	5	8	5-	0	2	0	0	0	19	15.8	23.3	18:47
D 7	PAVEL TRNKA	59	1	7	8	12-	42	0	0	0	0	59	1.7	26.8	20:06
C 32	*MARC CHOUINARD	44	3	4	7	5-	12	0	0	1	0	26	11.5	12.4	7:49
D 24	RUSLAN SALEI	50	1	5	6	14-	70	0	0	0	0	73	1.4	27.0	20:39
C 22	JONAS RONNQVIST	38	0	4	4	7-	14	0	0	0	0	30	.0	14.0	10:37
C 14	ANTTI AALTO	12	1	1	2	1	2	0	0	0	0	18	5.6	15.3	10:36
D 40	*ANTTI-JUSSI NIEMI	28	1	1	2	6-	22	0	0	0	0	18	5.6	22.6	15:56
G 35	J GIGUERE	34	0	2	2	0	8	0	0	0	0	0	.0	3.6	59:44
C 11	*ANDY McDONALD	16	1	0	1	0	6	0	0	0	0	21	4.8	15.3	11:10
L 46	KEVIN SAWYER	9	0	1	1	1-	27	0	0	0	0	6	.0	10.1	6:30
L 37	*BOB WREN	1	0	0	0	1-	0	0	0	0	0	0	.0	15.1	11:41
G 1	*GREGG NAUMENKO	2	0	0	0	0	2	0	0	0	0	0	.0	2.0	35:03

RNK	SW#	GOALTENDER	GPI	MINS	AVG	W-L-T	EN	SO	GA	SA	SV%	G	A	PIM
28	35	J GIGUERE	34	2031	2.57	11-17-5	3	4	87	976	.911	0	2	8
40	30	DOMINIC ROUSSEL	13	653	2.85	2-5-2	2	0	31	295	.895	0	0	0
43	31	GUY HEBERT	41	2215	3.12	12-23-4	0	2	115	1112	.897	0	0	0
1		*GREGG NAUMENKO	2	70	6.00	0-1-0	0	0	7	29	.759	0	0	2
ANA GOALTENDING TOTALS			82	4995	2.94	25-46-11	5	6	245	2417	.899	0	2	10

1999-00 FINAL STATISTICS

POS NO.	PLAYER	GP	G	A	PTS	+/-	PIM	PP	SH	GW	GT	S	PCTG
LW 9	PAUL KARIYA	74	42	44	86	+22	24	11	3	3	0	324	13.0
RW 8	TEEMU SELANNE	79	33	52	85	6	12	8	0	6	2	236	14.0
C 20	STEVE RUCCHIN	71	19	38	57	9	16	10	0	2	2	131	14.5
D 10	OLEG TVERDOVSKY	82	15	36	51	5	30	5	0	5	0	153	9.8
C 11	KIP MILLER (PIT)	44	4	15	19	-1	10	0	0	1	0	50	8.0
	(ANA)	30	6	17	23	1	4	2	0	1	0	32	18.8
	(TOTAL)	74	10	32	42	0	14	2	0	2	0	82	12.2
C 17	MATT CULLEN	80	13	26	39	5	24	1	0	1	0	137	9.5
D 2	FREDRIK OLAUSSON	70	15	19	34	-13	28	8	0	1	1	120	12.5
C 22	JORGEN JONSSON (NYI)	68	11	17	28	-6	16	1	2	0	0	95	11.6
	(ANA)	13	1	2	3	-2	0	0	0	1	0	21	4.8
	(TOTAL)	81	12	19	31	-8	16	1	2	1	0	116	10.3
L 21	TED DONATO	81	11	19	30	-3	26	2	0	3	0	138	8.0
L 16	MARTY McINNIS	62	10	18	28	-4	26	2	1	2	0	129	7.8
R 29	LADISLAV KOHN*	77	5	16	21	-17	27	1	0	1	1	123	4.1
L 12	MIKE LECLERC	69	8	11	19	-15	70	0	0	2	0	105	7.6
R 19	JEFF NIELSEN	79	8	10	18	4	14	1	0	0	0	113	7.1
C 14	ANTTI AALTO	63	7	11	18	-13	26	1	0	1	0	102	6.9
D 7	PAVEL TRNKA	57	2	15	17	12	34	0	0	0	1	54	3.7
C 15	TONY HRKAC	67	4	9	13	-3	8	1	0	0	0	39	10.3
D 24	RUSLAN SALEI	71	5	5	10	3	94	1	0	0	0	116	4.3
D 28	NICLAS HAVELID	50	2	7	9	0	20	0	0	2	0	70	2.9
D 5	KEVIN HALLER	67	3	5	8	-8	61	0	0	2	0	50	6.0
RW 33	ED WARD (ATL)	44	5	1	6	-5	44	0	2	0	0	51	9.8
	(ANA)	8	1	0	1	-2	15	0	0	0	0	5	20.0
	(TOTAL)	52	6	1	7	-7	59	0	2	0	0	56	10.7

YEAR-BY-YEAR FINAL STATISTICS

1999-00 FINAL STATISTICS (CONTINUED)

D	27	PASCAL TREPANIER	37	0	4	4	2	54	0	0	0	0	0	33	0.0
LW	32	STU GRIMSON	50	1	2	3	0	116	0	0	0	0	14	7.1	
D	23	JASON MARSHALL	55	0	3	3	-10	88	0	0	0	0	41	0.0	
D	6	VITALY VISHNEVSKI*	31	1	1	2	0	26	1	0	0	0	17	5.9	
G	31	GUY HEBERT	68	0	2	2	0	2	0	0	0	0	0	0.0	
LW	18	MAXIM BALMOCHNYKH*	6	0	1	1	2	2	0	0	0	0	6	0.0	
LW	26	JEREMY STEVENSON	3	0	0	0	-1	7	0	0	0	0	2	0.0	
RW	35	FRANK BANHAM*	3	0	0	0	0	2	0	0	0	0	4	0.0	
G	20	DOMINIC ROUSSEL	20	0	0	0	0	6	0	0	0	0	0	0.0	

NO.	GOALTENDER	GP	MIN	GAA	W-L-T	EN	SO	GA	SHOTS	SV%	G	A	PIM
31	GUY HEBERT	68	3976	2.51	28-31-9	8	4	166	1805	.908	0	2	2
30	DOMINIC ROUSSEL	20	988	3.16	6-5-3	1	1	52	445	.883	0	0	6
TEAM TOTALS		82	4992	2.73	34-36-12	9	5	227	2259	.900	0	2	8

* Rookie

1998-99 FINAL STATISTICS

POS	NO.	PLAYER	GP	G	A	PTS	+/-	PIM	PP	SH	GW	GT	S	PCTG
RW	8	TEEMU SELANNE	75	47	60	107	18	30	25	0	7	1	281	16.7
LW	9	PAUL KARIYA	82	39	62	101	17	40	11	2	4	0	429	9.1
C	20	STEVE RUCCHIN	69	23	39	62	11	22	5	1	5	1	145	15.9
D	2	FREDRIK OLAUSSON	74	16	40	56	17	30	10	0	2	0	121	13.2
LW	16	MARTY MCINNIS (CGY)	6	1	1	2	-1	6	0	0	0	0	7	14.3
		(ANA)	75	18	34	52	-14	36	11	1	5	0	139	12.9
		(TOTAL)	81	19	35	54	-15	42	11	1	5	0	146	13.0
RW	17	TOMAS SANDSTROM	58	15	17	32	-5	42	7	0	2	0	107	14.0
C	39	TRAVIS GREEN	79	13	17	30	-7	81	3	1	2	0	165	7.9
C	11	MATT CULLEN	75	11	14	25	-12	47	5	1	1	1	112	9.8
D	24	RUSLAN SALEI	74	2	14	16	1	65	1	0	0	0	123	1.6
C	18	TED DRURY	75	5	6	11	2	83	0	0	0	0	79	6.3
LW	33	JIM MCKENZIE	73	5	4	9	-18	99	1	0	1	0	59	8.5
RW	19	JEFF NIELSEN	80	5	4	9	-12	34	0	0	2	0	94	5.3
C	22	JOHAN DAVIDSSON*	64	3	5	8	-9	14	1	0	1	0	48	6.3
C	14	ANTTI AALTO*	73	3	5	8	-12	24	2	0	0	0	61	4.9
D	23	JASON MARSHALL	72	1	7	8	-5	142	0	0	0	0	63	1.6
D	5	KEVIN HALLER	82	1	6	7	-1	122	0	0	0	0	64	1.6
D	27	PASCAL TREPANIER*	45	2	4	6	0	48	0	0	1	0	49	4.1
D	25	MIKE CROWLEY*	20	2	3	5	-10	16	1	0	1	0	41	4.9
D	7	PAVEL TRNKA	63	0	4	4	-6	60	0	0	0	0	50	.0
LW	32	STU GRIMSON	73	3	0	3	0	158	0	0	1	0	10	30.0
D	4	JAMIE PUSHOR	70	1	2	3	-20	112	0	0	0	0	75	1.3
D	21	SCOTT FERGUSON*	2	0	1	1	0	0	0	0	0	0	1	.0
G	31	GUY HEBERT	69	0	1	1	0	0	0	0	0	0	0	.0
C	10	JOSEF MARHA	10	0	1	1	-4	0	0	0	0	0	13	.0
D	34	DANIEL TREBIL	6	0	0	0	-2	0	0	0	0	0	1	.0
LW	12	MIKE LECLERC*	7	0	0	0	-2	4	0	0	0	0	1	.0
G	30	DOMINIC ROUSSEL	18	0	0	0	0	0	0	0	0	0	0	.0

NO.	GOALTENDER	GP	MIN	GAA	W-L-T	EN	SO	GA	SHOTS	SV%	G	A	PIM
31	GUY HEBERT	69	4083	2.42	31-29-9	3	6	165	2114	.922	0	1	0
30	DOMINIC ROUSSEL	18	884	2.51	4-5-4	1	1	37	478	.923	0	0	0
TEAM TOTALS		82	4990	2.48	35-34-13	4	7	206	2596	.921	0	1	0

1997-98 FINAL STATISTICS

POS	NO.	PLAYER	GP	G	A	PTS	+/-	PIM	PP	SH	GW	GT	S	PCTG
RW	8	TEEMU SELANNE	73	52	34	86	12	30	10	1	10	3	268	19.4
C	20	STEVE RUCCHIN	72	17	36	53	8	13	8	1	3	0	131	13.0
C	39	TRAVIS GREEN (NYI)	54	14	12	26	-19	66	8	0	2	1	99	14.1
		(ANA)	22	5	11	16	-10	16	1	0	0	1	4	11.9
		(TOTAL)	76	19	23	42	-29	82	9	0	2	2	141	13.5
D	15	DMITRI MIRONOV	66	6	30	36	-7	115	2	0	1	0	142	4.2
RW	48	SCOTT YOUNG	73	13	20	33	-13	22	4	2	1	0	187	7.0
LW	9	PAUL KARIYA	22	17	14	31	12	23	3	0	2	1	103	16.5
C	45	MATT CULLEN*	61	6	21	27	-4	23	2	0	0	0	75	8.0
C	10	SEAN PRONGER	62	5	15	20	-9	30	1	0	2	0	68	7.4
RW	14	JOE SACCO	55	8	11	19	-1	24	0	2	2	0	90	8.9

YEAR-BY-YEAR FINAL STATISTICS

1997-98 FINAL STATISTICS (CONTINUED)

C	10	JOSEF MARHA* (COL)	11	2	5	7	0	4	0	0	0	0	0	10	20.0
		(ANA)	12	7	4	11	4	0	3	0	0	0	0	21	33.3
		(TOTAL)	23	9	9	18	4	4	3	0	0	0	0	31	29.0
D	36	J.J. DAIGNEAULT	53	2	15	17	-10	28	1	0	1	0	0	74	2.7
RW	17	TOMAS SANDSTROM	77	9	8	17	-25	64	2	1	0	1	136	6.6	
C	13	TED DRURY	73	6	10	16	-10	82	0	1	0	0	0	110	5.5
D	24	RUSLAN SALEI	66	5	10	15	7	70	1	0	0	1	104	4.8	
D	33	DAVID KARPA	78	1	11	12	-3	217	0	0	0	0	0	64	1.6
RW	29	FRANK BANHAM*	21	9	2	11	-6	12	1	0	0	0	2	43	20.9
C	12	KEVIN TODD	27	4	7	11	-5	12	3	0	1	0	0	30	13.3
LW	16	WARREN RYCHEL	63	5	6	11	-10	198	1	0	0	0	0	62	8.1
RW	19	JEFF NIELSEN*	32	4	5	9	-1	16	0	0	0	0	0	36	11.1
C	18	MARK JANSSENS	55	4	5	9	-22	116	0	0	1	0	0	43	9.3
D	23	JASON MARSHALL	72	3	6	9	-8	189	1	0	0	0	0	68	4.4
D	4	JAMIE PUSHOR (DET)	54	2	5	7	2	71	0	0	0	0	0	43	4.7
		(ANA)	10	0	2	2	1	10	0	0	0	0	0	8	.0
		(TOTAL)	64	2	7	9	3	81	0	0	0	0	0	51	3.9
LW	40	JEREMY STEVENSON*	45	3	5	8	-4	101	0	0	1	0	0	43	7.0
D	5	DREW BANNISTER													
		(EDM)	34	0	2	2	-7	42	0	0	0	0	0	27	.0
		(ANA)	27	0	6	6	-2	47	0	0	0	0	0	23	.0
		(TOTAL)	61	0	8	8	-9	89	0	0	0	0	0	50	.0
D	7	PAVEL TRNKA*	48	3	4	7	-4	40	1	0	0	1	0	46	6.5
D	6	DOUG HOUDA (NYI)	31	1	2	3	-6	47	0	0	0	0	0	15	6.7
		(ANA)	24	1	2	3	-5	52	0	1	0	0	0	9	11.1
		(TOTAL)	55	2	4	6	-11	99	0	1	0	0	0	24	8.3
D	38	MIKE CROWLEY*	8	2	2	4	0	8	0	0	1	0	0	17	11.8
RW	46	J.F. JOMPHE	9	1	3	4	1	8	0	0	0	0	0	8	12.5
D	29	DARREN VAN IMPE	19	1	3	4	-10	4	0	0	0	0	0	21	4.8
RW	22	BRENT SEVERYN	37	1	3	4	-3	133	0	0	0	0	0	27	3.7
C	21	ESPEN KNUTSEN*	19	3	0	3	-10	6	1	0	0	1	0	21	14.3
RW	52	PETER LeBOUTILLIER*	12	1	1	2	-1	55	0	0	0	0	0	6	16.7
C	32	RICHARD PARK	15	0	2	2	-3	8	0	0	0	0	0	14	.0
LW	11	SHAWN ANTOSKI	9	1	0	1	1	18	0	0	0	0	0	6	16.7
D	34	DAN TREBIL	21	0	1	1	-8	2	0	0	0	0	0	11	.0
D	2	BOBBY DOLLAS	22	0	1	1	-12	27	0	0	0	0	0	11	.0
G	35	MIKHAIL SHTALENKOV	40	0	1	1	0	0	0	0	0	0	0	0	.0
G	31	GUY HEBERT	46	0	1	1	0	4	0	0	0	0	0	0	.0
LW	42	BARRY NIECKAR	1	0	0	0	0	2	0	0	0	0	0	0	.0
RW	36	TONY TUZZOLINO*	1	0	0	0	-2	2	0	0	0	0	0	0	.0
D	37	MARC MORO*	1	0	0	0	0	0	0	0	0	0	0	0	.0
LW	50	BOB WREN*	3	0	0	0	0	0	0	0	0	0	0	4	.0
C	44	ANTTI AALTO*	3	0	0	0	-1	0	0	0	0	0	0	1	.0
G	67	TOM ASKEY*	7	0	0	0	0	0	0	0	0	0	0	0	.0
LW	27	MIKE LECLERC*	7	0	0	0	-6	6	0	0	0	0	0	11	.0

NO.	GOALTENDER	GP	MIN	GAA	W-L-T	EN	SO	GA	SHOTS	SV%	G	A	PIM
67	TOM ASKEY*	7	273	2.64	0-1-2	2	0	12	113	.894	0	0	0
31	GUY HEBERT	46	2660	2.93	13-24-6	4	3	130	1339	.903	0	1	4
35	M. SHTALENKOV	40	2049	3.22	13-18-5	3	1	110	1031	.893	0	1	0
TEAM TOTALS		82	5007	3.13	26-43-13	9	4	261	2492	.895	0	2	4

* = Rookie

1996-97 FINAL STATISTICS

POS	NO.	PLAYER	GP	G	A	PTS	+/-	PIM	PP	SH	GW	GT	S	PCTG
RW	8	TEEMU SELANNE	78	51	58	109	28	34	11	1	8	2	273	18.7
LW	9	PAUL KARIYA	69	44	55	99	36	6	15	3	10	0	340	12.9
C	20	STEVE RUCCHIN	79	19	48	67	26	24	6	1	2	1	153	12.4
D	15	DMITRI MIRONOV (PIT)	15	1	5	6	-4	24	0	0	1	0	19	5.3
		(ANA)	62	12	34	46	20	77	3	1	1	0	158	7.6
		(TOTAL)	77	13	39	52	16	101	3	1	2	0	177	7.3
C	17	JARI KURRI	82	13	22	35	-13	12	3	0	3	0	109	11.9
LW	23	BRIAN BELLOWES (TB)	7	1	2	3	-4	0	0	0	0	0	17	5.9
		(ANA)	62	15	13	28	-11	22	8	0	1	0	151	9.9
		(TOTAL)	69	16	15	31	-15	22	8	0	1	0	168	9.5

YEAR-BY-YEAR FINAL STATISTICS

1996-97 FINAL STATISTICS (CONTINUED)

C	12	KEVIN TODD	65	9	21	30	-7	44	0	0	1	0	95	9.5
RW	14	JOE SACCO	77	12	17	29	1	35	1	1	2	0	131	9.2
D	36	J.J. DAIGNEAULT (PIT)	53	3	14	17	-5	36	0	0	1	0	49	6.1
		(ANA)	13	2	9	11	5	22	0	0	0	0	13	15.4
		(TOTAL)	66	5	23	28	0	58	0	0	1	0	62	8.1
D	29	DARREN VAN IMPE*	74	4	19	23	3	90	2	0	0	0	107	3.7
RW	46	JEAN-FRANCOIS JOMPHE	64	7	14	21	-9	53	0	1	0	0	81	8.6
C	13	TED DRURY	73	9	9	18	-9	54	1	0	2	1	114	7.9
D	2	BOBBY DOLLAS	79	4	14	18	17	55	1	0	1	1	96	4.2
LW	16	WARREN RYCHEL	70	10	7	17	6	218	1	1	1	0	59	16.9
C	54	SEAN PRONGER*	39	7	7	14	6	20	1	0	1	1	43	16.3
LW	18	GARRY VALK	53	7	7	14	-2	53	0	0	1	0	68	10.3
D	33	DAVE KARPA	69	2	11	13	11	210	0	0	1	0	90	2.2
RW	10	ROMAN OKSIUTA	28	6	7	13	-12	22	2	0	0	1	48	12.5
LW	22	KEN BAUMGARTNER	67	0	11	11	0	182	0	0	0	0	20	.0
D	4	FREDRIK OLAUSSON	20	2	9	11	-5	8	1	0	0	0	35	5.7
D	28	JASON MARSHALL	73	1	9	10	6	140	0	0	0	0	34	2.9
C	24	MARK JANSSENS (HFD)	54	2	4	6	-10	90	0	0	0	0	30	6.7
		(ANA)	12	0	2	2	-3	47	0	0	0	0	9	.0
		(TOTAL)	66	2	6	8	-13	137	0	0	0	0	39	5.1
C	32	ALEX HICKS	18	2	6	8	1	14	0	0	0	0	21	9.5
D	34	DAN TREBIL*	29	3	3	6	5	23	0	0	0	0	30	10.0
LW	27	MIKE LECLERC*	5	1	1	2	2	0	0	0	1	0	3	33.3
C	32	RICHARD PARK (PIT)	1	0	0	0	-1	0	0	0	0	0	1	.0
		(ANA)	11	1	1	2	0	10	0	0	0	0	9	11.1
		(TOTAL)	12	1	1	2	-1	10	0	0	0	0	10	10.0
RW	11	VALERI KARPOV	9	1	0	1	-2	16	0	0	0	0	4	25.0
RW	52	PETER LEBOUTILLIER*	23	1	0	1	0	121	0	0	0	0	5	20.0
D	26	NIKOLAI TSULYGIN*	22	0	1	1	-5	8	0	0	0	0	10	.0
D	5	RUSLAN SALEI*	30	0	1	1	-8	37	0	0	0	0	14	.0
G	31	GUY HEBERT	67	0	1	1	0	4	0	0	0	0	0	.0
LW	19	SHAWN ANTOSKI (PIT)	13	0	0	0	0	49	0	0	0	0	3	.0
		(ANA)	2	0	0	0	1	2	0	0	0	0	0	.0
		(TOTAL)	15	0	0	0	1	51	0	0	0	0	3	.0
LW	40	JEREMY STEVENSON*	5	0	0	0	-1	14	0	0	0	0	1	.0
LW	42	BARRY NIECKAR	2	0	0	0	0	5	0	0	0	0	0	.0
RW	39	FRANK BANHAM*	3	0	0	0	-2	0	0	0	0	0	1	.0
RW	51	CRAIG REICHERT*	3	0	0	0	-2	0	0	0	0	0	3	.0
D	25	ADRIAN PLAVSIC	6	0	0	0	-5	2	0	0	0	0	3	.0
G	35	MIKHAIL SHTALENKOV	24	0	0	0	0	4	0	0	0	0	0	.0
G	1	MICHAEL O'NEILL	1	0	0	0	0	0	0	0	0	0	0	.0

* = Rookie

NO.	GOALTENDER	GP	MIN	GAA	W-L-T	EN	SO	GA	SHOTS	SV%	G	A	PIM
31	GUY HEBERT	67	3863	2.67	29-25-12	2	4	172	2133	.919	0	1	4
35	M. SHTALENKOV	24	1079	2.89	7-8-1	4	2	52	539	.904	0	0	4
1	MICHAEL O'NEILL	1	31	5.81	0-0-0	0	0	3	10	.700	0	0	0
TOTALS		82	4994	2.80	36-33-13	6	6	233	2688	.913	0	1	8

1995-96 FINAL STATISTICS

POS	NO.	PLAYER	GP	G	A	PTS	+/-	PIM	PP	SH	GW	GT	S	PCTG
LW	9	PAUL KARIYA	82	50	58	108	9	20	20	3	9	0	349	14.3
RW	8	TEEMU SELANNE (WPG)	51	24	48	72	3	18	6	1	4	0	163	14.7
		(ANA)	28	16	20	36	2	4	3	0	1	0	104	15.4
		(TOTAL)	79	40	68	108	5	22	9	1	5	0	267	15.0
RW	28	ROMAN OKSIUTA (VAN)	56	16	23	39	2	42	5	0	1	0	92	17.4
		(ANA)	14	7	5	12	2	18	6	0	0	0	27	25.9
		(TOTAL)	70	23	28	51	4	60	11	0	1	0	119	19.3
C	20	STEVE RUCCHIN	64	19	25	44	3	12	8	1	4	0	113	16.8
LW	25	TODD KRYGIER	60	9	28	37	-9	70	2	1	0	1	153	5.9
C	26	MIKE SILLINGER	62	13	21	34	-20	32	7	0	2	0	143	9.1
D	2	BOBBY DOLLAS	82	8	22	30	9	64	0	1	1	0	117	6.8
RW	14	JOE SACCO	76	13	14	27	1	40	1	2	2	1	132	9.8
C	93	ANATOLI SEMENOV (PHI)	44	3	13	16	3	14	0	0	2	0	55	5.5
		(ANA)	12	1	9	10	-4	10	0	0	0	0	24	4.2
		(TOTAL)	56	4	22	26	-1	24	0	0	2	0	79	5.1
C	22	SHAUN VAN ALLEN	49	8	17	25	13	41	0	0	2	0	78	10.3
LW	18	GARRY VALK	79	12	12	24	8	125	1	1	2	0	108	11.1

YEAR-BY-YEAR FINAL STATISTICS

1995-96 FINAL STATISTICS (CONTINUED)

D	3	JASON YORK	79	3	21	24	-7	88	0	0	0	0	106	2.8
D	4	FREDRIK OLAUSSON (EDM)	20	0	6	6	-14	14	0	0	0	0	20	.0
		(ANA)	36	2	16	18	7	24	1	0	0	0	63	3.2
		(TOTAL)	56	2	22	24	-7	38	1	0	0	0	83	2.4
D	10	OLEG TVERDOVSKY	51	7	15	22	0	35	2	0	0	0	84	8.3
C	32	ALEX HICKS	64	10	11	21	11	37	0	0	2	1	83	12.0
D	17	DAVE KARPA	72	3	16	19	-3	270	0	1	1	0	62	4.8
RW	21	PATRIK CARNBACK	34	6	12	18	3	34	1	0	0	0	54	11.1
LW	11	VALERI KARPOV	37	9	8	17	-1	10	0	0	1	0	42	21.4
RW	16	PETER DOURIS	31	8	7	15	-3	9	2	0	3	0	45	17.8
LW	12	DAVID SACCO*	23	4	10	14	1	18	2	0	0	0	26	15.4
RW	46	J.F. JOMPHE*	31	2	12	14	7	39	2	0	0	0	46	4.3
C	19	BOB CORKUM	48	5	7	12	0	26	0	0	1	0	88	5.7
C	8	CHAD KILGER*	45	5	7	12	-2	22	0	0	1	0	38	13.2
LW	42	DENNY LAMBERT*	33	0	8	8	-2	55	0	0	0	0	28	.0
RW	36	TODD EWEN	53	4	3	7	-5	285	0	0	1	0	52	7.7
LW	24	KEN BAUMGARTNER (TOR)	60	2	3	5	-5	152	0	0	1	0	27	7.4
		(ANA)	12	0	1	1	0	41	0	0	0	0	5	.0
		(TOTAL)	72	2	4	6	-5	193	0	0	1	0	32	6.3
C	21	JIM CAMPBELL*	16	2	3	5	0	36	1	0	0	0	25	8.0
D	7	MILOS HOLAN	16	2	2	4	-12	24	0	0	0	0	47	4.3
D	29	RANDY LADOUCEUR	63	1	3	4	5	47	0	0	0	0	48	2.1
D	5	ROBERT DIRK	44	1	2	3	8	42	0	0	0	0	20	5.0
D	48	DARREN VAN IMPE*	16	1	2	3	8	14	0	0	1	0	13	7.7
RW	24	STEVEN KING	7	2	0	2	-1	15	1	0	1	0	5	40.0
G	35	M. SHTALENKOV	30	0	2	2	0	2	0	0	0	0	0	.0
C	15	VIACHESLAV BUTSAYEV	7	1	0	1	-4	0	0	0	0	0	9	11.1
RW	28	DWAYNE NORRIS*	3	0	1	1	0	2	0	0	0	0	3	.6
LW	40	JEREMY STEVENSON*	3	0	1	1	1	12	0	0	0	0	1	.0
C	54	SEAN PRONGER*	7	0	1	1	0	6	0	0	0	0	3	.0
D	23	JASON MARSHALL*	24	0	1	1	3	42	0	0	0	0	9	.0
C	27	JOHN LILLEY	1	0	0	0	-1	0	0	0	0	0	0	.0
D	6	DON MCSWEEN	4	0	0	0	0	4	0	0	0	0	1	.0
D	44	OLEG MIKULCHIK	8	0	0	0	-2	4	0	0	0	0	0	.0
G	31	GUY HEBERT	59	0	0	0	0	6	0	0	0	0	0	.0

NO.	GOALTENDER	GP	MIN	GAA	W-L-T	EN	SO	GA	SHOTS	SV%	G	A	PIM
31	GUY HEBERT	59	3326	2.83	28-23-5	3	4	157	1820	.914	0	0	6
35	M. SHTALENKOV	30	1637	3.12	7-16-3	2	0	85	814	.896	0	2	2
TOTALS		82	4982	2.97	35-39-8	5	4	247	2639	.906	0	2	8

1994-95 FINAL STATISTICS

POS	NO.	PLAYER	GP	G	A	PTS	+/-	PIM	PP	SH	GW	GT	S	PCTG
LW	9	PAUL KARIYA*	47	18	21	39	-17	4	7	1	3	1	134	13.4
C	22	SHAUN VAN ALLEN	45	8	21	29	-4	32	1	1	1	0	68	11.8
C	47	STEPHAN LEBEAU	38	8	16	24	6	12	1	0	2	0	70	11.4
LW	25	TODD KRYGIER	35	11	11	22	1	10	1	0	1	0	90	12.2
RW	16	PETER DOURIS	46	10	11	21	4	12	0	0	4	0	69	14.5
RW	21	PATRIK CARNBACK	41	6	15	21	-8	32	0	0	0	0	58	10.3
D	2	BOBBY DOLLAS	45	7	13	20	-3	12	3	1	1	0	70	10.0
C	19	BOB CORKUM	44	10	9	19	-7	25	0	0	1	1	100	10.0
RW	14	JOE SACCO	41	10	8	18	-8	23	2	0	0	0	77	13.0
C	20	STEVE RUCCHIN*	43	6	11	17	7	23	0	0	1	0	59	10.2
RW	26	MIKE SILLINGER (DET)	13	2	6	8	3	2	0	0	0	0	11	10.0
		(ANA)	15	2	5	7	1	6	2	0	0	0	28	7.1
		(TOTAL)	28	4	11	15	4	8	2	0	0	0	39	10.3
D	10	OLEG TVERDOVSKY*	36	3	9	12	-6	14	1	1	0	0	26	11.5
LW	11	VALERI KARPOV*	30	4	7	11	-4	6	0	0	0	0	48	8.3
D	3	JASON YORK* (DET)	10	1	2	3	0	2	0	0	0	0	6	16.7
		(ANA)	15	0	8	8	4	12	0	0	0	0	22	.0
		(TOTAL)	25	1	10	11	4	14	0	0	0	0	28	3.6
D	7	MILOS HOLAN*	25	2	8	10	4	14	1	0	1	0	93	2.2
LW	18	GARRY VALK	36	3	6	9	-4	34	0	0	0	0	53	5.7
D	24	TOM KURVERS	22	4	3	7	-13	6	1	0	1	0	44	9.1
C	19	ANATOLI SEMENOV	15	3	4	7	-10	4	2	0	0	0	33	9.1
D	29	RANDY LADOUCEUR	44	2	4	6	2	36	0	0	0	0	42	4.8

YEAR-BY-YEAR FINAL STATISTICS

1994-95 FINAL STATISTICS (CONTINUED)

D	15	DAVE KARPA (QUE)	2	0	0	0	-1	0	0	0	0	0	1	.0
		(ANA)	26	1	5	6	0	91	0	0	0	0	32	3.1
		(TOTAL)	28	1	5	6	-1	91	0	0	0	0	33	3.0
C	27	JOHN LILLEY*	9	2	2	4	2	5	1	0	0	0	10	20.0
D	4	DAVID WILLIAMS	21	2	2	4	-5	26	0	0	0	1	30	6.7
LW	42	DENNY LAMBERT*	13	1	3	4	3	4	0	0	0	0	14	7.1
D	5	ROBERT DIRK	38	1	3	4	-3	56	0	0	0	0	15	6.7
LW	8	TIM SWEENEY	13	1	1	2	-3	2	0	0	0	0	11	9.1
LW	12	DAVID SACCO*	8	0	2	2	-3	0	0	0	0	0	5	.0
D	3	MARK FERNER	14	0	1	1	-4	6	0	0	0	0	15	.0
LW	32	STU GRIMSON	31	0	1	1	-7	110	0	0	0	0	14	.0
D	48	DARREN VAN IMPE*	1	0	1	1	0	4	0	0	0	0	0	.0
D	23	JASON MARSHALL*	1	0	0	0	-2	0	0	0	0	0	1	.0
D	6	DON MCSWEEN	2	0	0	0	0	0	0	0	0	0	1	.0
G	35	M. SHTALENKOV	18	0	0	0	0	2	0	0	0	0	0	.0
RW	36	TODD EWEN	24	0	0	0	-2	93	0	0	0	0	14	.0
G	31	GUY HEBERT	39	0	0	0	0	2	0	0	0	0	0	.0

* = Rookie

NO.	GOALTENDER	GP	MIN	GAA	W-L-T	EN	SO	GA	SHOTS	SV%	G	A	PIM
31	GUY HEBERT	39	2092	3.13	12-20-4	4	2	109	1132	.904	0	0	2
35	M. SHTALENKOV	18	810	3.63	4-7-1	2	0	49	448	.891	0	0	2
TOTALS		48	2913	3.38	16-27-5	6	2	164	1586	.897	0	0	4

1993-94 FINAL STATISTICS

POS	NO.	PLAYER	GP	G	A	PTS	+/-	PIM	PP	SH	GW	GT	S	PCTG
R	25	TERRY YAKE	82	21	31	52	2	44	5	0	2	0	188	11.2
C	20	BOB CORKUM	76	23	28	51	4	18	3	3	0	1	180	12.8
L	18	GARRY VALK	78	18	27	45	8	100	4	1	5	0	165	10.9
L	8	TIM SWEENEY	78	16	27	43	3	49	6	1	2	0	114	14.0
D	23	BILL HOULDER	80	14	25	39	-18	40	3	0	3	0	187	7.5
R	14	JOE SACCO	84	19	18	37	-11	61	3	1	2	1	206	9.2
L	16	PETER DOURIS	74	12	22	34	-5	21	1	0	1	0	142	8.5
C	22	SHAUN VAN ALLEN	80	8	25	33	0	64	2	2	1	0	104	7.7
C	19	ANATOLI SEMENOV	49	11	19	30	-4	12	4	0	2	0	103	10.7
D	6	SEAN HILL	68	7	20	27	-12	78	2	1	1	0	165	4.2
C	47	STEPHAN LEBEAU (MTL)	34	9	7	16	1	8	4	0	2	1	61	14.8
		(ANA)	22	6	4	10	-5	14	2	0	1	0	37	16.2
		(TOTAL)	56	15	11	26	4	22	6	0	3	1	98	15.3
C	21	PATRIK CARNBACK*	73	12	11	23	-8	54	3	0	2	0	81	14.8
D	2	BOBBY DOLLAS	77	9	11	20	20	55	1	0	1	0	121	7.4
D	4	DAVID WILLIAMS	56	5	15	20	8	42	2	0	0	0	74	6.8
L	24	TROY LONEY	62	13	6	19	-5	88	6	0	1	0	93	14.0
R	36	TODD EWEN	76	9	9	18	-7	272	0	0	2	0	59	15.3
D	39	DON MCSWEEN*	32	3	9	12	4	39	1	0	2	0	43	7.0
R	17	STEVEN KING	36	8	3	11	-7	44	3	0	1	0	50	16.0
D	29	RANDY LADOUCEUR	81	1	9	10	7	74	0	0	0	0	66	1.5
C	10	JARROD SKALDE*	20	5	4	9	-3	10	2	0	2	0	25	20.0
D	3	MARK FERNER	50	3	5	8	-16	30	0	0	0	0	44	6.8
R	48	JOHN LILLEY*	13	1	6	7	1	8	0	0	1	0	20	5.0
L	32	STU GRIMSON	77	1	5	6	-6	199	0	0	0	0	34	2.9
D	44	MYLES O'CONNOR	5	0	1	1	0	6	0	0	0	0	7	.0
C	26	ROBIN BAWA	12	0	1	1	-3	7	0	0	0	0	1	.0
C	45	SCOTT MCKAY*	1	0	0	0	0	0	0	0	0	0	1	.0
L	27	LONNIE LOACH	3	0	0	0	-2	2	0	0	0	0	8	.0
D	34	ANATOLI FEDOTOV*	3	0	0	0	-1	0	0	0	0	0	1	.0
L	43	MAXIM BETS*	3	0	0	0	-3	0	0	0	0	0	1	.0
R	33	JIM THOMSON	6	0	0	0	0	5	0	0	0	0	1	.0
G	35	MIKHAIL SHTALENKOV	10	0	0	0	0	0	0	0	0	0	0	.0
G	1	RON TUGNUTT	28	0	0	0	0	2	0	0	0	0	0	.0
G	31	GUY HEBERT	52	0	0	0	0	2	0	0	0	0	0	.0

NO.	GOALTENDER	GP	MIN	GAA	W-L-T	EN	SO	GA	SHOTS	SV%	G	A	PIM
35	MIKHAIL SHTALENKOV*	10	543	2.65	3-4-1	1	0	24	265	.909	0	0	0
31	GUY HEBERT	52	2991	2.83	20-27-3	5	2	141	1513	.907	0	0	2
1	RON TUGNUTT	28	1520	3.00	10-15-1	4	1	76	828	.908	0	0	2
TOTALS		84	5079	2.97	33-46-5	10	3	251	2616	.904	0	0	4

* = Rookie

DUCKS FIRSTS

FIRST GAME

Oct. 8, 1993 vs. the Detroit Red Wings at Honda Center

Result: Detroit 7, Anaheim 2

Attendance: 17,320 (sellout)

Coaches: Head Coach Ron Wilson, Asst. Coaches Al Sims & Tim Army

STARTING LINE-UP:

Goaltender - Guy Hebert

Defenseman - Alexei Kasatonov

Defenseman - Randy Ladouceur

Center - Anatoli Semenov

Left Wing - Troy Loney

Right Wing - Terry Yake



DUCKS FIRST-EVER REGULAR SEASON GAME
AT HONDA CENTER

First Goal: Sean Hill (Second period, 4:13 - power play)

First Assists: Bill Houlder & Terry Yake

First Penalty: Sean Hill, holding (First period, 11:31)

First Shot: Sean Hill (First period, 7:50)

First Victory: Oct. 13, 1993 over Edmonton, 4-3, at the Arrowhead Pond, Ron Tugnutt in goal

First Tie: Oct. 15, 1993 vs. Boston, 1-1, at the Arrowhead Pond, Ron Tugnutt in goal

First Road Win: Oct. 19, 1993 @ N.Y. Rangers, 4-2, at Madison Square Garden, Guy Hebert in goal (first-ever road game)

First Road Tie: Jan. 18, 1994 @ Toronto, 3-3, at Maple Leaf Gardens, Guy Hebert in goal

First Overtime Game: Oct. 10, 1993 vs. N.Y. Islanders, 4-3 loss, Ron Tugnutt in goal

First Overtime Win: Dec. 12, 1993 over St. Louis, 2-1, at the Arrowhead Pond, Jarrod Skalde - game winner

First Shutout: Dec. 15, 1993 @ Toronto, 1-0, Guy Hebert in goal (stopped all 38 shots)

First Hat Trick: Oct. 19, 1993 @ N.Y. Rangers (4-2 win) by Terry Yake (3-1=4)

First Hat Trick Against: Apr. 11, 1995 @ Vancouver (5-0 loss) by Pavel Bure (3-0=3)

First Shorthanded Goal: Dec. 15, 1993 @ Toronto (1-0 win) by Tim Sweeney (6:15 third period, game winner)

First Power Play Goal: Oct. 8, 1993 vs. Detroit (7-2 loss) by Sean Hill (4:13 of the second period)

First Game-Winning Goal: Oct. 13, 1993 vs. Edmonton (4-3 win) by Bill Houlder (7:14 of the second period)

First Game-Tying Goal: Jan. 19, 1994 @ Detroit (4-4 tie) by Bob Corkum (12:05 of the second period)

First Empty-Net Goal: Nov. 9, 1993 vs. Dallas in Phoenix (4-2 win) by Bob Corkum (19:31 of the third period)

First 40+ Saves Game: Nov. 19, 1993 @ Vancouver (6-3 win) by Ron Tugnutt (44 saves)

First 40+ Shots Game: Dec. 5, 1993 vs. Tampa Bay (4-2 loss), 41 shots

First 20+ Saves Period: April 8, 1994 @ Edmonton (3-1 win) by Guy Hebert - stopped all 20 shots in the second

First 20+ Shots Period: Jan. 1, 1994 @ Florida (4-2 loss), 26 shots in the third period

First 20-Goal Scorer: Bob Corkum (reached 20 goals on Feb. 16, 1994 vs. Philadelphia)

First 30-Goal Scorer: Paul Kariya (reached 30 goals on Feb. 11, 1996 @ New Jersey)

First 40-Goal Scorer: Paul Kariya (reached 40 goals on Mar. 10, 1996 vs. Los Angeles)

First 50-Goal Scorer: Paul Kariya (reached 50 goals on Apr. 14, 1996 vs. Winnipeg)

First 50-Point Scorer: Bob Corkum (reached 50 points on Mar. 13, 1994 vs. Ottawa)

First 100-Point Scorer: Paul Kariya (reached 100 points on Apr. 7, 1996 @ San Jose)

First Entry Draft Pick: Paul Kariya, fourth overall in the 1993 NHL Entry Draft

First Trade: Acquired Todd Ewen & Patrik Carnback from Montreal in exchange for a 1994 third round Entry Draft Pick on Aug. 10, 1993

First Playoff Game: Apr. 16, 1997 vs. Phoenix (4-2 win)

First Playoff Goal: Teemu Selanne

First Playoff Series Win: 4 games to 3 over Phoenix, 1997 1st Round

First Team Captain: LW Troy Loney, 1993-94

First Player in All-Star Game: D Alexei Kasatonov, 1993-94

First 1st Team NHL All-Star Selection: Paul Kariya, 1995-96

First NHL Award Winner: Paul Kariya, 1995-96 Lady Byng Trophy

MAJOR TRANSACTIONS IN DUCKS HISTORY

MAJOR ANNOUNCEMENTS/BUSINESS TRANSACTIONS/FRONT OFFICE SIGNINGS

Dec. 10, 1992	The National Hockey League announces that The Walt Disney Company has been awarded a conditional expansion franchise to begin play in the 1993-94 season.
Mar. 1, 1993	Tony Tavares is named President of Anaheim Sports, Inc. The new NHL team is officially named the Mighty Ducks of Anaheim. Michael Eisner , Disney's Chairman and Chief Executive Officer, will act as Governor of the NHL team.
Mar. 15, 1993	Announced that the Mighty Ducks will play in the new arena in Anaheim, now known as the Arrowhead Pond of Anaheim.
Mar. 23, 1993	Named Jack Ferreira Vice President/General Manager and Pierre Gauthier Assistant General Manager.
May 18, 1993	Named Kevin Gilmore Director of Hockey Operations.
June 30, 1993	Named Ron Wilson Head Coach.
July 7, 1993	Named David McNab Director of Player Personnel.
July 19, 1993	Named Al Sims and Tim Army Assistant Coaches.
May 15, 1995	Announced an affiliation agreement with the Baltimore Bandits (AHL). Named Pierre Gauthier General Manager of Baltimore and Walt Kyle Head Coach.
Aug. 24, 1995	Named Paddy Jarit Head Athletic Trainer/Physical Therapist.
Sept. 20, 1995	Announced affiliation agreement with the Raleigh IceCaps (ECHL).
Dec. 11, 1995	Announced Assistant General Manager Pierre Gauthier has accepted the position of General Manager for the Ottawa Senators.
Dec. 12, 1995	Named David McNab Assistant General Manager.
June 6, 1996	Announced Assistant Coach Al Sims was leaving the club to become Head Coach of the San Jose Sharks.
July 8, 1996	Named Walt Kyle Assistant Coach.
July 11, 1996	Named Alain Chainey Chief Amateur Scout and Paul Fenton Chief Professional Scout.
July 24, 1996	Named Moe Mantha Head Coach of the Baltimore Bandits (AHL).
July 31, 1996	Announced 1996-97 working agreements with the IHL's Ft. Wayne Komets and Long Beach Ice Dogs .
Oct. 14, 1996	Named Francois Allaire Goaltending Consultant.
May 1, 1997	Signed a three-year working agreement with the Cincinnati Mighty Ducks (AHL).
May 20, 1997	Announced that Head Coach Ron Wilson's contract was not being renewed. Also announced that Assistant Coach Tim Army's contract was not being renewed.
July 14, 1997	Announced that Anaheim Sports, Inc. has entered into a letter of intent regarding a five-year agreement with KRLA Radio (1110 AM) to broadcast Mighty Ducks games.
July 17, 1997	Named Don Hay Assistant Coach.
July 31, 1997	Named Greg Smith Head Athletic Trainer.
Aug. 9, 1997	Named Pierre Pagé Head Coach.
May 28, 1998	Announced that Walt Kyle and Don Hay have been relieved of their duties as assistant coaches and have been offered different positions in the organization.
June 15, 1998	Announced that Head Coach Pierre Pagé has been relieved of his duties.
July 13, 1998	Announced 10-year agreement with Fox Sports West 2 to televise Mighty Ducks hockey.
July 16, 1998	Named Pierre Gauthier President.
July 16, 1998	Agreed to a multi-year radio agreement with XTRA Sports (690 AM) to serve as the club's flagship station.
July 17, 1998	Established working agreement with the Huntington Blizzard (ECHL).
July 21, 1998	Named Craig Hartsburg Head Coach.
Aug. 6, 1998	Announced that Pierre Gauthier has also assumed the duties of general manager.
Aug. 10, 1998	Named Jack Ferreira Vice President of Hockey Operations.
Aug. 12, 1998	Named Newell Brown Assistant Coach.
Aug. 18, 1998	Named George Burnett Assistant Coach.
Aug. 21, 1998	Named Lucien DeBlois Professional Scout.
Dec. 2, 1998	Announced a multi-year extension on the working agreement between the club and the Cincinnati Mighty Ducks (AHL).
Aug. 4, 1999	Named Chris Phillips as Head Trainer.
Jan. 13, 2000	Named Bob Murray as a scouting consultant.
Apr. 11, 2000	Announced that Cincinnati Mighty Ducks (AHL) Head Coach Moe Mantha was not being offered a new contract.
May 5, 2000	Announced that Assistant Coach George Burnett was leaving the organization to become the General Manager/Head Coach of the Oshawa Generals of the Ontario Hockey League.
May 17, 2000	Announced that Head Coach Craig Hartsburg agreed to a two-year contract extension.
June 29, 2000	Named Guy Charron Assistant Coach.
July 11, 2000	Named Mike Babcock Head Coach of the Cincinnati Mighty Ducks (AHL).
July 11, 2000	Named Terry Simpson Assistant Coach. Announced that Assistant Coach Newell Brown was leaving the organization to accept a job as associate coach with the Columbus Blue Jackets.

MAJOR TRANSACTIONS IN DUCKS HISTORY

- Sept. 7, 2000 Announced that **Jack Ferreira** was leaving the organization to become the director of player personnel with the Atlanta Thrashers.
- Sept. 19, 2000 Announced that **Neil Smith** would act as a consultant to President/GM **Pierre Gauthier**.
- Dec. 14, 2000 Named **Guy Charron** Head Coach.
- Dec. 22, 2000 Promoted **Terry Simpson** to Associate Coach. Named **Kelly Miller** Assistant Coach.
- Jan. 5, 2001 Announced that **Tom Watt** would serve as a special assignment scout for the team.
- Apr. 9, 2001 Announced that **Guy Charron** would not return as head coach.
- May 25, 2001 Named **Bryan Murray** head coach.
- June 20, 2001 Announced that **Guy Charron** would return to the club as an assistant coach.
- July 24, 2001 Named **Tom Watt** Assistant Coach.
- Aug. 22, 2001 Named **Floyd Smith** professional Scout.
- Apr. 19, 2002 Announced that President/General Manager **Pierre Gauthier** was being relieved of his duties.
- Apr. 23, 2002 Named **Douglas Moss** Senior Vice President of Business Operations.
- Apr. 29, 2002 Announced a multi-year extension of an affiliation agreement with the Cincinnati Mighty Ducks (AHL).
- May 2, 2002 Named **Bryan Murray** Senior Vice President and General Manager.
- May 22, 2002 Named **Mike Babcock** Head Coach.
- June 22, 2002 Named **Chuck Fletcher** Director of Hockey Operations.
- July 11, 2002 Named **Lorne Henning** and **Paul MacLean** Assistant Coaches.
- July 19, 2002 Named **Brad Shaw** Head Coach of the Cincinnati Mighty Ducks (AHL).
- Aug. 19, 2002 Named **Tim Murray** Player Personnel Director, **Wayne Meier** Amateur Scout, **Todd Hearty** Amateur Scout, **Tom Watt** Player Development Consultant, **Greg Carvel** Video/Scouting Coordinator and **Sean Skahan** Strength and Conditioning Coach.
- Oct. 11, 2002 Named **Guy Hebert** to the newly created position of Alumni Association Director.
- Apr. 7, 2003 Named **Al Coates** Senior Vice President of Business Operations.
- Aug. 15, 2003 Extended the contracts of Head Coach **Mike Babcock**, Assistant Coaches **Lorne Henning** and **Paul MacLean**, as well as Goaltending Consultant **Francois Allaire**. In addition, the club promoted Video/Scouting Coordinator **Greg Carvel** to Assistant Coach. All five signed one-year extensions.
- Aug. 15, 2003 Named **Brent Flahr** Amateur and Professional Scout. Named **Jeff Crisp** and **Pavel Routa** Amateur Scouts.
- May 25, 2004 Announced affiliation agreement extension with the Cincinnati Mighty Ducks (AHL).
- June 8, 2004 Named **Al Coates** Interim General Manager, replacing Senior Vice President/General Manager **Bryan Murray**, who accepted the head coaching position with the Ottawa Senators.
- Sept. 14, 2004 Announced extension of affiliation agreement with the San Diego Gulls (ECHL).
- Sept. 27, 2004 Named **Dan Bylsma** Assistant Coach of the Cincinnati Mighty Ducks (AHL).
- Sept. 29, 2004 Extended deal with Mighty 1090 AM (two years) as the club's radio flagship station.
- May 16, 2005 Announced the end of affiliation agreement with the Cincinnati Mighty Ducks (AHL).
- May 23, 2005 Announced five-year affiliation agreement with the Portland Pirates (AHL).
- Feb. 25, 2005 **Henry** and **Susan Samueli** reach an agreement to buy the Mighty Ducks of Anaheim from the Walt Disney Company.
- June 20, 2005 **Henry** and **Susan Samueli** officially assume ownership of the Mighty Ducks of Anaheim.
- June 20, 2005 **Henry** and **Susan Samueli** name **Michael Shulman** Chief Executive Officer, **Brian Burke** Executive Vice President/General Manager, **Tim Ryan** Executive Vice President and Chief Operating Officer, **Bob Wagner** Senior Vice President and Chief Marketing Officer and **Mike O'Donnell** as Senior Vice President and General Manager of the Arrowhead Pond.
- July 6, 2005 Named **Steve Obert** Vice President of Sales and Marketing.
- July 14, 2005 Named **Bob Murray** Senior Vice President of Hockey Operations.
- July 18, 2005 Named **Kevin Dineen** Head Coach of the Portland Pirates (AHL).
- July 20, 2005 Named **Rick Paterson** Director of Professional Scouting.
- Aug. 1, 2005 Named **Randy Carlyle** Head Coach.
- Aug. 10, 2005 Named **Dave Farrish** Assistant Coach.
- Aug. 17, 2005 Named **Newell Brown** Assistant Coach.
- Oct. 3, 2005 Named **D Scott Niedermayer** captain.
- June 22, 2006 Officially changed the franchise name to **Anaheim Ducks** and unveiled new team colors and logo.
- July 11, 2006 Changed weekday game start times to 7:05 p.m.
- Aug. 3, 2006 Reached an agreement with AM 830 on flagship partnership.
- Dec. 5, 2006 Reached a multi-year contract extension with FSN Prime Ticket through the 2013-14 season.
- June 13, 2007 Signed Head Coach **Randy Carlyle** to a one-year contract extension.
- Sept. 4, 2007 Reached a multi-year contract extension with KDOC.
- Sept. 12, 2007 Reached a multi-year contract extension with AM 830.
- Sept. 28, 2007 Named **D Chris Pronger** captain.
- May 21, 2008 Signed affiliation agreement with the Bakersfield Condors (ECHL).

MAJOR TRANSACTIONS IN DUCKS HISTORY

June 3, 2008	Signed multi-year affiliation agreement with the Iowa Chops (AHL).
June 20, 2008	Named Dave Nonis Senior Advisor of Hockey Operations.
June 24, 2008	Named Chief Executive Officer Michael Schulman Club Governor.
July 23, 2008	Signed Head Coach Randy Carlyle to a two-year contract extension.
Aug. 19, 2008	Named Gord Dineen Head Coach of the Iowa Chops (AHL).
Oct. 7, 2008	Named D Scott Niedermayer captain.
Nov. 12, 2008	Named Bob Murray Executive Vice President/General Manager. Named Brian Burke Special Consultant to CEO Michael Schulman .
Nov. 18, 2008	Named David McNab Senior Vice President of Hockey Operations.
July 28, 2009	Named Pete Peeters Goaltending Consultant.
Oct. 2, 2009	Named D Scott Niedermayer team captain and centers Saku Koivu and Ryan Getzlaf alternate captains.
Mar. 25, 2010	Signed multi-year affiliation agreement with the Syracuse Crunch (AHL).
May 20, 2010	Named Aaron Teats Vice President of Multi-Media & Community Development.
May 21, 2010	Named Mark Holick Head Coach of the Syracuse Crunch (AHL).
June 14, 2010	Named Mike Stapleton Assistant Coach of the Syracuse Crunch (AHL).
June 24, 2010	Named Mike Foligno Assistant Coach.
June 29, 2010	Named Bob Ferguson Assistant General Manager of the Syracuse Crunch (AHL).
July 27, 2010	Signed affiliation agreement with the Elmira Jackals (ECHL).

PLAYER TRANSACTIONS/SIGNINGS/RELEASES

June 24, 1993	Selected 24 players from other NHL clubs in the 1993 NHL Expansion Draft
June 26, 1993	Selected 12 prospects in the 1993 NHL Entry Draft, including LW Paul Kariya with the fourth overall pick.
July 22, 1993	Signed LW Peter Douris , D Myles O'Connor and C Shaun Van Allen to free agent contracts.
July 30, 1993	Signed D Scott Chartier to a free agent contract.
Aug. 2, 1993	Signed C Scott McKay & D Mark DeSantis to free agent contracts.
Aug. 16, 1993	Signed LW Denny Lambert to a free agent contract.
Oct. 3, 1993	Selected LW Garry Valk from Vancouver in the 1993 NHL Waiver Draft.
Jan. 12, 1994	Signed D Don McSween to a one-year contract.
Jan. 25, 1994	Signed LW Dean Ewen to a one-year contract.
Jan. 28, 1994	Signed LW Mike Maneluk to a multi-year contract.
Mar. 9, 1994	Signed RW John Lilley to a multi-year contract.
Mar. 31, 1994	Signed Maxim Bets to a multi-year contract.
June 28, 1994	Selected Steve Rucchin with the second overall pick in the 1994 NHL Supplemental Draft. Selected 10 prospects in the 1994 NHL Entry Draft.
July 11, 1994	Signed D Nikolai Tsulygin & RW Valeri Karpov to multi-year contracts.
Aug. 15, 1994	Signed D Oleg Tverdovsky to a multi-year contract.
Sept. 1, 1994	Signed 1993 first round Entry Draft pick Paul Kariya to a multi-year contract.
Sept. 2, 1994	Signed free agent RW Brian Sullivan to a contract.
Sept. 2, 1994	Signed 1994 11th round Entry Draft pick Jeremy Stevenson to a multi-year contract.
Sept. 2, 1994	Signed D Darren Van Impe to a contract.
Sept. 17, 1994	Signed D Randy Ladouceur , D Don McSween , G John Tanner , LW Denny Lambert , LW Dean Ewen , and C Shaun Van Allen to multi-year contracts.
Jan. 18, 1995	Signed C Steve Rucchin to a multi-year contract.
Feb. 7, 1995	Signed C Patrik Carnback to a multi-year contract.
Feb. 14, 1995	Signed C Sean Pronger to a multi-year contract.
Feb. 15, 1995	Signed G Bill Horn to a contract.
Apr. 9, 1995	Released C/LW Tim Sweeney .
Apr. 28, 1995	Signed D Brian Corcoran to a multi-year contract.
May 31, 1995	Agreed to terms with C Jarrod Skalde on a one-year contract.
June 7, 1995	Signed C/RW Shaun Van Allen to a three-year contract.
July 7, 1995	Signed D Pavel Trnka to a multi-year contract.
July 8, 1995	Selected seven players in the 1995 NHL Entry Draft (Edmonton), including C Chad Kilger with the fourth overall pick.
July 24, 1995	Signed C Bob Corkum and LW Todd Krygier to multi-year contracts.
July 28, 1995	Agreed to terms with LW Denny Lambert , D Oleg Mikulchik , RW Igor Nikulin G Mike O'Neill and LW Garry Valk on multi-year contracts.
Aug. 1, 1995	Agreed to terms with RW Joe Sacco and D Jason Marshall on multi-year contracts.
Aug. 3, 1995	Agreed to terms with D Alain Deeks and G Byron Penstock on multi-year contracts.
Aug. 9, 1995	Agreed to terms with D Bobby Dollas on a multi-year contract.

MAJOR TRANSACTIONS IN DUCKS HISTORY

Aug. 17, 1995	Agreed to terms with G Mikhail Shtalenkov on a multi-year contact.
Aug. 23, 1995	Signed free agent C/LW Alex Hicks to a multi-year contract.
Sept. 1, 1995	Agreed to terms with G Guy Hebert on a multi-year contract.
Sept. 7, 1995	Agreed to terms with RW Todd Ewen on a one-year contract.
Oct. 20, 1995	Signed C Viacheslav Butsayev to a free agent contract.
Nov. 3, 1995	Signed RW Dwayne Norris to a free agent contract.
Jan. 16, 1996	Claimed D Fredrik Olausson off of waivers from the Edmonton Oilers.
Jan. 22, 1996	Signed free agent RW Frank Banham to a multi-year contract.
Mar. 13, 1996	Signed D Fredrik Olausson to a two-year contract.
May 23, 1996	Signed D Dan Trebil to a two-year entry level contract.
May 30, 1996	Signed D Byron Briske to a three-year entry level contract.
June 22, 1996	Selected seven players in the 1996 NHL Entry Draft (St. Louis), including D Ruslan Salei with the ninth overall pick.
July 23, 1996	Signed free agent LW Warren Rychel to a three-year contract.
July 31, 1996	Agreed to terms with LW Mike Leclerc to an entry-level contract.
Aug. 8, 1996	Agreed to terms with D Jason Marshall on a three-year contract.
Aug. 14, 1996	Signed free agent C/RW Jari Kurri to a one-year contract with a club option year.
Aug. 15, 1996	Signed D Ruslan Salei to a three-year entry-level contract.
Aug. 20, 1996	Signed C Joe Day to a one-year contract.
Aug. 27, 1996	Signed D Adrien Plavsic to a one-year contract.
Sept. 11, 1996	Signed RW Roman Oksiuta to a two-year contract.
Sept. 13, 1996	Signed C J.F. Jomphe to a one-year contract.
Sept. 27, 1996	Signed D David Karpa to a one-year contract.
Oct. 2, 1996	Signed RW Barry Nieckar to a one-year contract.
Oct. 23, 1996	Signed LW Bob Wren to a one-year contract.
Apr. 4, 1997	Signed centers Marc Chouinard and Matt Cullen to entry-level contracts.
May 30, 1997	Agreed to terms with D Marc Moro on a three-year entry level contract.
June 21, 1997	Selected eight players in the 1997 NHL Entry Draft (Pittsburgh), including C Mikael Holmqvist with the 18th overall pick.
June 25, 1997	Signed C Antti Aalto , G Chris Mason and D Lloyd Shaw to entry level contracts.
July 15, 1997	Agreed to terms with C Espen Knutsen on a one-year contact with a club option year.
July 31, 1997	Signed D J.J. Daigneault to a three-year contract.
Aug. 1, 1997	Signed free agent RW Tomas Sandstrom to a two-year contract.
Aug. 4, 1997	Re-signed C Ted Drury , RW Craig Reichert , LW Jeremy Stevenson and LW Bob Wren to two-year contracts.
Sept. 9, 1997	Re-signed C J.F. Jomphe and C Richard Park to one-year contracts.
Sept. 16, 1997	Re-signed C Sean Pronger to a one-year contract.
Sept. 28, 1997	Selected LW/D Brent Severyn from the Colorado Avalanche in the 1997 NHL Waiver Draft.
Nov. 26, 1997	Boston Bruins claim D Darren Van Impe off NHL waivers from Anaheim.
Dec. 11, 1997	Signed LW Paul Kariya to a two-year contract.
Apr. 2, 1998	Re-signed RW Teemu Selanne to a two-year contract extension through 2001-2002.
May 7, 1998	Claimed LW Eric Lecompte of NHL waivers from Chicago.
May 27, 1998	Exercised the club's option on RW Jeff Nielsen for the 1998-99 season.
June 27, 1998	Selected eight players in the 1998 NHL Entry Draft (Buffalo), including D Vitaly Vishnevski with the fifth overall pick.
July 13, 1998	Signed C Johan Davidsson to a two-year contract.
July 14, 1998	Signed D Terran Sandwith to a one-year contract with an additional year at the club's option.
July 22, 1998	Signed D Scott Ferguson and G Jamie Ram each to one-year contracts with an additional year at the club's option.
July 29, 1998	Signed LW Jay Legault to a three-year entry level contract.
Aug. 7, 1998	Signed LW Jim McKenzie to a two-year contract.
Aug. 10, 1998	Signed RW Peter LeBoutillier to a two-year contract and LW Eric Lecompte to a one-year contract.
Aug. 27, 1998	Signed G Patrick Lalime to a one-year contract with an additional year at the club's option.
Aug. 28, 1998	Signed free agent D Fredrik Olausson to a two-year contract.
Aug. 31, 1998	Signed D Dan Trebil to a one-year contract with an additional year at the club's option.
Sept. 1, 1998	Signed C Steve Rucchin to a four-year contract.
Sept. 16, 1998	Signed D Pavel Trnka to a one-year contract.
Oct. 5, 1998	Selected D Pascal Trepanier in the 1998 NHL Waiver Draft from Colorado.
Feb. 3, 1999	Agreed to terms with D Pascal Trepanier on a multi-year contract extension.

MAJOR TRANSACTIONS IN DUCKS HISTORY

Feb. 4, 1999	Agreed to terms with G Guy Hebert on a multi-year contract extension.
Mar. 31, 1999	Agreed to terms with G Gregg Naumenko on a multi-year contract.
Apr. 27, 1999	Signed LW Maxim Balmochnykh to an entry-level contract.
June 26, 1999	Selected seven prospects in the 1999 NHL Entry Draft, including D Jordan Leopold from Minnesota with the club's first pick in the second round.
June 29, 1999	Agreed to terms with C Torrey DiRoberto on an entry-level contract.
June 29, 1999	Agreed to terms with LW Ted Donato on a one-year contract.
June 30, 1999	Agreed to terms with LW Paul Kariya on a three-year contract.
July 1, 1999	Agreed to terms with C/LW Ted Drury and RW Jeff Nielsen on multi-year contracts.
July 9, 1999	Agreed to terms with G Dominic Roussel on a multi-year contract.
July 13, 1999	Agreed to terms with D Vitaly Vishnevski on an entry-level contract.
July 15, 1999	Agreed to terms with D Niclas Havelid on a one-year contract with an additional year at the club's option.
July 28, 1999	Agreed to terms with D Oleg Tverdovsky on a one-year contract.
July 29, 1999	Agreed to terms with C Antti Aalto , LW Mike Leclerc , and LW Jeremy Stevenson on one-year contracts.
July 30, 1999	Agreed to terms with RW Frank Banham on a one-year contract and C Bob Wren on a one-year contract with an additional year at the club's option.
Aug. 10, 1999	Agreed to terms with D Jason Marshall on a two-year contract.
Aug. 27, 1999	Agreed to terms with D Pavel Trnka on a three-year contract.
Sept. 4, 1999	Agreed to terms with G Tom Askey on a one-year contract with an additional year at the club's option.
Sept. 4, 1999	Agreed to terms with D Ruslan Salei on a three-year contract.
Sept. 27, 1999	Selected D Ladislav Benysek from the Edmonton Oilers in the 1999 NHL Waiver Draft.
Oct. 1, 1999	Agreed to terms with free-agent RW Chad Wagner .
Jan. 20, 2000	Washington Capitals claim LW Jim McKenzie off NHL waivers from Anaheim.
Apr. 3, 2000	Agreed to terms with free-agent C Andy McDonald of Colgate University.
May 1, 2000	Agreed to terms with RW Petr Tenkrat on a multi-year contract.
June 2, 2000	Agreed to terms with D Antti-Jussi Niemi on a two-year contract.
June 13, 2000	Agreed to terms with C Jarrett Smith on a multi-year contract.
June 24-25, 2000	Selected five players at the 2000 NHL Entry Draft (Calgary), including Alexei Smirnov with the 12 th overall pick.
July 1, 2000	Agreed to terms with free agent C German Titov on a multi-year contract.
July 5, 2000	Agreed to terms with free agent RW Jim Cummins on a one-year contract with an additional year at the club's option.
July 6, 2000	Agreed to terms with D Peter Podhradsky on a three-year contract.
July 13, 2000	Agreed to terms on contracts with RW Dan Bylsma , D Dean Malkoc & LW Kevin Sawyer .
July 14, 2000	Agreed to terms with C Jonas Ronnqvist on a two-year contract.
July 20, 2000	Agreed to terms with D Chris O'Sullivan on a one-year contract.
July 25, 2000	Agreed to terms with LW Marty McInnis on a one-year contract.
July 25, 2000	Agreed to terms with C Marc Chouinard on a one-year contract.
July 27, 2000	Agreed to terms with LW Mike Leclerc on a one-year contract.
July 31, 2000	Agreed to terms with G Jean-Sebastien Giguere on a one-year contract.
Aug. 7, 2000	Agreed to terms with D Patrick Traverse on a one-year contract.
Aug. 11, 2000	Agreed to terms with RW Ladislav Kohn on a one-year contract.
Aug. 16, 2000	Agreed to terms with C Antti Aalto on a one-year contract.
Sept. 5, 2000	Agreed to terms with C Matt Cullen on a one-year contract.
Sept. 15, 2000	Agreed to terms with D Oleg Tverdovsky on a three-year contract.
Dec. 7, 2000	Agreed to terms with D Mike Crowley on a one-year contract with an additional year at the club's option.
Mar. 7, 2001	New York Rangers claim G Guy Hebert off NHL waivers from Anaheim.
Mar. 8, 2001	Agreed to terms with RW Marty McInnis on a three-year contract extension.
June 11, 2001	Exercised one-year contract options on LW Dan Bylsma & RW Jim Cummins .
June 14, 2001	Exercised one-year contract option on G Steve Shields .
June 23-24, 2001	Selected 11 players at the 2001 NHL Entry Draft (Florida), including C/W Stanislav Chistov with the fifth overall selection.
July 3, 2001	Agreed to terms with free agent D Jason York on a three-year contract.
July 12, 2001	Agreed to terms with LW Timo Parssinen on a one-year contract.
July 20, 2001	Agreed to terms with LW Mike Leclerc on a two-year contract.

MAJOR TRANSACTIONS IN DUCKS HISTORY

July 27, 2001	Agreed to terms with free agent D Drew Bannister on a one-year contract.
July 30, 2001	Agreed to terms with C Marc Chouinard on a one-year contract with an additional year at the club's option.
July 31, 2001	Agreed to terms with C Matt Cullen and G Gregg Naumenko on one-year contracts.
Aug. 1, 2001	Agreed to terms with free agent D Aris Brimanis on a one-year contract.
Aug. 14, 2001	Agreed to terms with free agent D Brian White on a one-year contract with an additional year at the club's option.
Aug. 17, 2001	Agreed to terms with G Jean-Sebastien Giguere on a two-year contract.
Aug. 23, 2001	Agreed to terms with LW Jeff Friesen on a two-year contract.
Sept. 4, 2001	Agreed to terms with D Niclas Havelid on a two-year contract.
Dec. 20, 2001	Agreed to terms with RW Dan Bylsma on a two-year contract extension with an additional year at the club's option.
June 6, 2002	Agreed to terms with defensemen Mark Popovic and Kurt Sauer .
June 22-23, 2002	Selected eight players at the 2002 NHL Entry Draft (Toronto), including C/RW Joffrey Lupul with the seventh overall selection.
June 26, 2002	Exercised one-year contract options on C Marc Chouinard & LW Kevin Sawyer .
July 1, 2002	Agreed to terms with C Adam Oates on a one-year contract with an additional year at the club's option.
July 2, 2002	Agreed to terms with D Vitaly Vishnevski on a one-year contract.
July 8, 2002	Agreed to terms with RW Cory Pecker on a three-year entry level contract.
July 12, 2002	Agreed to terms with D Fredrik Olsson on a one-year contract, with an additional year at the club's option.
July 15, 2002	Agreed to terms on contracts with G Martin Gerber (one year with an additional year at the club's option), D Jan Tabacek and C Tony Martensson (both two-year entry level contracts).
July 17, 2002	Agreed to terms with D Todd Reirden and C Jason Krog on two-year entry level contracts.
July 19, 2002	Agreed to terms with D Pavel Trnka on a two-year contract.
July 22, 2002	Agreed to terms with C Samuel Pahlsson and D Chris O'Sullivan on one-year contracts.
July 24, 2002	Agreed to terms with RW Rob Valicevic and G Jean-Francois Dampousse on one-year contracts.
July 31, 2002	Agreed to terms with LW Paul Kariya on a one-year contract.
Aug. 1, 2002	Agreed to terms with C Andy McDonald on a two-year contract.
Aug. 3, 2002	Agreed to terms with C Matt Cullen on a two-year contract.
Aug. 6, 2002	Agreed to terms with D Ruslan Salei on a two-year contract.
Aug. 22, 2002	Agreed to terms on contracts with D Josh DeWolf (one-year), C Brian Gornick (two-year, entry level), C Nick Smith (one-year), LW Francis Belanger (one-year), and LW Cam Severson (one-year).
Aug. 26, 2002	Agreed to terms with C Steve Rucchin on a four-year contract.
Nov. 13, 2002	Agreed to terms with RW Joffrey Lupul on a three-year entry level contract.
Dec. 26, 2002	Agreed to terms with C Joel Perreault on a three-year entry level contract.
Apr. 1, 2003	Agreed to terms with LW Chris Kunitz on a two-year entry level contract.
Apr. 29, 2003	Agreed to terms with C Michael Holmquist on a one-year entry level contract.
May 6, 2003	Agreed to terms with RW George Davis on a three-year entry level contract.
May 22, 2003	Agreed to terms with C Pierre Parenteau on a three-year entry level contract.
June 1, 2003	Agreed to terms with C Igor Pohanka and C Joel Stepp on three-year entry level contracts.
June 21-22, 2003	Selected nine players at the 2003 NHL Entry Draft, including C Ryan Getzlaf with the 19th overall selection.
June 26, 2003	Signed D Chris Armstrong to a one-year contract with a second year at the club's option.
July 15, 2003	Agreed to terms with LW Mike Leclerc on a two-year contract, and LW Cam Severson on a one-year contract.
July 17, 2003	Agreed to terms with C Vaclav Prospal on a five-year contract.
July 19, 2003	Agreed to terms with C Sergei Fedorov on a five-year contract.
July 21, 2003	Agreed to terms with C Nick Smith on a one-year contract, and D Sheldon Brookbank on a two-year entry level contract.
July 22, 2003	Agreed to terms with D/LW Lance Ward and C Samuel Pahlsson on two-year contracts.
July 23, 2003	Agreed to terms on a one-year contract with D Vitaly Vishnevski , G Eddie Ferhi on a two-year entry level contract and D Juha Allen on a three-year entry level contract. Also announced it had picked up the one-year contract option on G Martin Gerber .
July 25, 2003	Agreed to terms with D Mike Mottau on a one-year contract, LW Casey Hankinson on a one-year contract and LW Garrett Burnett on a one-year contract.
Aug. 6, 2003	Agreed to terms with D Niclas Havelid on a three-year contract.
Aug. 29, 2003	Signed C Keith Aucoin to a one-year contract.
Sept. 9, 2003	Signed LW Craig Johnson to a one-year contract.
Sept. 10, 2003	Signed G Jean-Sebastien Giguere to a four-year contract.
Sept. 14, 2003	Signed LW Petr Sykora to a three-year contract.
Oct. 3, 2003	Selected D Todd Simpson in the NHL Waiver Draft.

MAJOR TRANSACTIONS IN DUCKS HISTORY

Oct. 8, 2003	Signed D Shane O'Brien to a three-year entry level contract.
Mar. 25, 2004	Agreed to terms with forward Curtis Glencross on a three-year entry level contract.
May 12, 2004	Agreed to terms with forward Dustin Penner on a three-year entry level contract.
June 7, 2004	Agreed to terms with D Aaron Rome on a three-year entry level contract.
June 26-27, 2004	Selected eight players at the 2004 NHL Entry Draft, including D Ladislav Smid with the ninth overall selection.
June 28, 2004	Agreed to terms with C Andy McDonald on a two-year contract.
June 30, 2004	Exercised two-year contract option on D Keith Carney .
July 8, 2004	Agreed to terms with G Ilya Bryzgalov on a one-year contract with an additional year at the club's option.
July 9, 2004	Agreed to terms with LW Garrett Burnett on a one-year contract with an additional year at the club's option.
July 12, 2004	Agreed to terms with D Vitaly Vishnevski on a two-year contract.
July 16, 2004	Agreed to terms with RW Michael Holmqvist on a one-year contract.
July 31, 2004	Agreed to terms with C/RW Rob Niedermayer on a one-year contract.
Aug. 2, 2004	Agreed to terms with D Kurtis Foster on a one-year contract.
Aug. 9, 2004	Signed D Ruslan Salei to a one-year contract as a result of an arbitrator's decision.
Sept. 1, 2004	Signed C Zenon Konopka to a two-year contract.
Sept. 8, 2004	Signed C Tim Brent to a three-year contract.
Sept. 15, 2004	Signed C/RW Ryan Getzlaf and RW Corey Perry to three-year entry level contracts.
July 28, 2005	Exercised option (one year) on G Ilya Bryzgalov and agreed to terms with D Nathan Saunders on a three-year contract.
July 29, 2005	Signed D Sandis Ozolinsh to two-year contract.
July 30, 2005	Selected six players in the NHL Entry Draft, including RW Bobby Ryan with the second overall selection.
Aug. 4, 2005	Signed Rob Niedermayer and Scott Niedermayer to four-year contracts.
Aug. 8, 2005	Signed D Jason Marshall to one-year contract.
Aug. 11, 2005	Signed LW Mike Leclerc and D Joe DiPenta to one-year contracts.
Aug. 12, 2005	Signed LW Travis Moen and LW Chris Kunitz to one-year contracts.
Aug. 15, 2005	Signed D Mark Popovic to one-year contract.
Aug. 19, 2005	Signed RW Shane Hynes to three-year contract.
Aug. 22, 2005	Signed RW Teemu Selanne to one-year contract.
Aug. 24, 2005	Signed C Samuel Pahlsson to two-year contract and D Ladislav Smid to three-year contract.
Aug. 25, 2005	Agreed to terms with RW Craig Adams on one-year contract.
Aug. 26, 2005	Signed D Jordan Smith to three-year contract.
Aug. 30, 2005	Signed D Kent Huskins and C Geoff Peters to one-year contracts.
Sept. 7, 2005	Signed D Ruslan Salei to one-year contract.
Sept. 12, 2005	Signed C Aaron Gavey to one-year contract.
Sept. 14, 2005	Signed D Brett Festerling to a three-year entry-level contract.
Sept. 29, 2005	Signed G Michael Wall to a three-year entry-level contract.
Oct. 18, 2005	Claimed LW Chris Kunitz on waivers from Atlanta and assigned him to Portland (AHL).
Nov. 21, 2005	Claimed C Todd Marant on waivers from Columbus.
Nov. 28, 2005	Signed G Nathan Marsters (two year) and C Ryan Shannon (two-year entry level) to contracts.
Mar. 8, 2006	Signed RW Bobby Ryan to a three-year entry-level contract.
Apr. 1, 2006	Signed G David McKee to a two-year entry-level contract.
May 4, 2006	Signed LW Drew Miller to a two-year entry-level contract.
May 31, 2006	Signed LW Bjorn Melin to a one-year entry-level contract.
June 13, 2006	Signed RW Teemu Selanne to a one-year contract.
June 14, 2006	Signed LW Travis Moen to a one-year contract.
June 19, 2006	Signed D Joe DiPenta to a one-year contract.
June 24, 2006	Selected five players at NHL Entry Draft, including D Mark Mitera at 19th overall.
June 30, 2006	Signed C Geoff Peters to a two-year contract.
July 5, 2006	Signed C Andy McDonald to a three-year contract.
July 10, 2006	Signed LW Stanislav Chistov to a two-year contract.
July 11, 2006	Signed RW Colby Genoway and D Clay Wilson to two-year entry-level contracts.
July 12, 2006	Signed C Ryan Carter to a two-year entry-level contract.
July 13, 2006	Signed G Michael Leighton to a one-year contract.
July 14, 2006	Signed RW Shawn Thornton and RW Pierre Parenteau to one-year contracts.
July 20, 2006	Signed LW Chris Kunitz to a two-year contract.
July 27, 2006	Signed D Kent Huskins to a one-year contract and C Petteri Wirtanen to a three-year entry-level contract.
July 27, 2006	Signed D Vitaly Vishnevski to a one-year contract.
Aug. 2, 2006	Signed D Brian Salcido to a three-year entry-level contract.

MAJOR TRANSACTIONS IN DUCKS HISTORY

Aug. 3, 2006	Re-signed D Shane O'Brien to a one-year contract.
Aug. 10, 2006	Signed C Travis Green to a one-year contract.
Aug. 15, 2006	Signed D Ian Moran to a one-year contract.
Aug. 16, 2006	Signed D Francois Beauchemin to a two-year contract extension.
Aug. 28, 2006	Signed D Bruno St. Jacques to a one-year contract.
Sept. 6, 2006	Signed G Ilya Bryzgalov to a two-year contract.
Oct. 7, 2006	Signed C Zenon Konopka to a two-year contract.
Oct. 8, 2006	Signed C Samuel Pahlsson to a two-year contract extension.
Nov. 30, 2006	Signed D Brendan Mikkelsen to a three-year entry-level contract.
Dec. 19, 2006	Signed G J.P. Levasseur to a three-year entry-level contract.
Feb. 23, 2007	Signed RW Mike Hoffman to a two-year entry-level contract.
Mar. 16, 2007	Signed LW Bobby Bolt to a three-year entry-level contract.
Mar. 28, 2007	Signed C Ryan Dingle to a two-year entry-level contract.
May 16, 2007	Signed C Andrew Ebbett to a one-year entry level contract.
May 25, 2007	Signed G Jonas Hiller to a one-year entry level contract.
June 12, 2007	Signed LW Travis Moen and RW George Parros to two-year contract extensions.
June 21, 2007	Signed G Jean-Sebastien Giguere to a multi-year contract extension.
June 22-23, 2007	Selected eight players in the 2007 NHL Entry Draft, including C Logan MacMillan at 19th overall.
June 23, 2007	Signed D Sean O'Donnell and D Kent Huskins to two-year contract extensions.
July 1, 2007	Signed D Mathieu Schneider to a two-year contract.
July 2, 2007	Signed RW Todd Bertuzzi to a two-year contract.
July 3, 2007	Signed LW Brad May to a two-year contract.
July 4, 2007	Signed D Maxim Kondratiev to a one-year contract.
July 5, 2007	Signed D Shane Hnidy to a two-year contract.
July 12, 2007	Signed D Joe Callahan to a one-year contract.
July 12, 2007	Signed C Brandon Segal to a two-year contract.
July 16, 2007	Signed D Aaron Rome to a one-year contract.
July 18, 2007	Signed LW Jason King , LW Dan LaCouture and D Brett Skinner to one-year contracts.
Aug. 14, 2007	Signed D Joe DiPenta to a one-year contract.
Aug. 28, 2007	Signed LW Chris Kunitz to a four-year contract extension.
Nov. 20, 2007	Signed C Ryan Getzlaf to a five-year contract extension.
Dec. 10, 2007	Signed D Bruno St. Jacques to a one-year contract.
Jan. 28, 2008	Signed RW Teemu Selanne to a one-year contract.
Apr. 29, 2008	Signed C Ryan Carter to a three-year contract.
Apr. 30, 2008	Signed LW Matt Beleskey , RW Jason Bailey and D John de Gray to three-year entry-level contracts.
June 10, 2008	Acquired a third-round selection in the 2008 NHL Entry Draft from Minnesota in exchange for D Marc-Andre Bergeron .
June 11, 2008	Signed G Jonas Hiller and C Andrew Ebbett to two-year contract extensions.
June 20-21, 2008	Selected 10 players in the 2008 NHL Entry Draft, including D Jake Gardiner at 17th overall.
June 25, 2008	Signed C Brian Sutherby to a one-year contract extension.
July 1, 2008	Signed RW Corey Perry to a five-year contract.
July 2, 2008	Signed D Stu Bickel to a three-year entry-level contract.
July 7, 2008	Signed G David LeNeveu to a one-year contract.
July 8, 2008	Signed C Brendan Morrison to a one-year contract.
July 11, 2008	Signed D Steve Montador to a one-year contract and D Brennan Evans to a two-year contract.
July 15, 2008	Signed C Logan MacMillan to a three-year entry-level contract.
July 22, 2008	Signed LW Josh Green , C Eric Boguniecki and LW Troy Bodie to one-year contracts, and LW Ryan Donally to a two-year contract.
Aug. 27, 2008	Signed LW Joakim Lindstrom to a one-year contract.
Sept. 19, 2008	Signed LW Drew Miller to a two-year contract.
Sept. 22, 2008	Signed C Maxime Macenauer and D Eric Regan to three-year entry-level contracts.
Oct. 4, 2008	Claimed D Nathan McLver on waivers from Vancouver.
Oct. 7, 2008	Claimed LW Joakim Lindstrom on waivers from Chicago and assigned him to Iowa (AHL).
Oct. 23, 2008	Signed D Bret Hedican to a one-year contract.
Dec. 9, 2008	Signed LW Eric Tangradi to a three-year entry-level contract.
Dec. 30, 2008	Signed LW Matt McCue to a three-year entry-level contract.
Jan. 29, 2009	Signed RW George Parros to a three-year contract extension.
Mar. 30, 2009	Signed D Mark Mitera to a three-year entry-level contract.

MAJOR TRANSACTIONS IN DUCKS HISTORY

Mar. 31, 2009	Signed C MacGregor Sharp to a two-year entry-level contract.
Apr. 7, 2009	Signed RW Dan Sexton to a two-year entry-level contract.
June 8, 2009	Signed RW Mike Brown to a two-year contract extension.
June 26-27, 2009	Selected seven players in the 2009 NHL Entry Draft, including C Peter Holland at 15th overall and C Kyle Palmieri at 26th overall.
June 30, 2009	Signed RW Troy Bodie to a two-year contract extension. Signed C Erik Christensen to a one-year contract extension.
July 1, 2009	Signed D Scott Niedermayer to a one-year contract.
July 6, 2009	Signed D Brian Salcido to a one-year contract.
July 7, 2009	Signed C Todd Marchant to a two-year contract.
July 8, 2009	Signed C Saku Koivu to a one-year contract.
July 9, 2009	Signed D Nick Boynton to a one-year contract.
July 10, 2009	Signed D Steve McCarthy to a one-year contract.
July 13, 2009	Signed D James Wisniewski to a one-year contract.
July 15, 2009	Signed C Nicolas Deschamps to a three-year entry-level contract.
July 29, 2009	Signed C Petteri Nokelainen to a one-year contract extension.
Aug. 20, 2009	Signed D Brett Festerling to a two-year contract.
Sept. 4, 2009	Signed D Steve Eminger to a two-year contract.
Oct. 28, 2009	Signed LW Kyle Calder to a one-year contract.
Jan. 11, 2010	Signed G Marco Cousineau to a three-year entry-level contract.
Jan. 30, 2010	Signed G Jonas Hiller to a four-year contract extension.
Mar. 17, 2010	Signed D Jake Newton to a three-year entry-level contract.
Mar. 21, 2010	Signed C Nick Bonino to a two-year entry-level contract.
Mar. 23, 2010	Signed C Rob Bordson to a two-year entry-level contract.
Mar. 31, 2010	Signed D Mat Clark to a three-year entry-level contract.
Apr. 2, 2010	Signed C Peter Holland to a three-year entry-level contract.
May 6, 2010	Signed LW Josh Brittain to a three-year entry-level contract.
May 28, 2010	Signed LW Brandon McMillan to a three-year entry-level contract.
June 2, 2010	Signed D Sheldon Brookbank to a two-year contract extension.
June 18, 2010	Signed C Kyle Chipchura to a one-year contract extension.
June 25-26, 2010	Selected eight players in the 2010 NHL Entry Draft, including D Cam Fowler at 12th overall and RW Emerson Etem at 29th overall.
June 30, 2010	Signed G Jean-Philippe Leveseur to a one-year contract extension.
July 1, 2010	Signed C Saku Koivu to a two-year contract. Signed D Toni Lydman to a three-year contract.
July 2, 2010	Signed C Trevor Smith to a one-year contract.
July 12, 2010	Signed LW Josh Green to a one-year contract.
July 15, 2010	Signed D Brendan Mikkelsen to a one-year contract.
July 21, 2010	Signed D Danny Syvret to a one-year contract.
July 28, 2010	Signed D Cam Fowler to a three-year entry-level contract.
July 30, 2010	Signed D James Wisniewski to a one-year contract.
Aug. 2, 2010	Signed D Andy Sutton to a two-year contract.
Aug. 3, 2010	Signed RW Kyle Palmieri to a three-year entry-level contract.
Aug. 9, 2010	Signed RW Teemu Selanne to a one-year contract.
Sept. 14, 2010	Signed LW Bobby Ryan to a five-year contract.
Sept. 16, 2010	Signed D Paul Mara to a one-year contract.

ALL-TIME TRADES IN TEAM HISTORY

Aug. 10, 1993	Acquired RW Todd Ewen & C Patrik Carnback from the Montreal Canadiens in exchange for a third round pick in the 1994 NHL Entry Draft in the club's first-ever trade.
Feb. 20, 1994	Acquired C Stephan Lebeau from the Montreal Canadiens in exchange for G Ron Tugnutt .
Feb. 21, 1994	Acquired G John Tanner from the Quebec Nordiques in exchange for a fourth round pick in the 1995 NHL Entry Draft.
Mar. 21, 1994	Acquired LW Maxim Bets & a sixth round pick in the 1995 NHL Entry Draft from the St. Louis Blues in exchange for D Alexei Kasatonov .
June 29, 1994	Acquired the Ottawa Senators' 1994 third round selection in exchange for D Sean Hill . Anaheim then dealt that pick to Tampa Bay in exchange for the Lightning's fourth round pick in the 1995 NHL Entry Draft and a 1994 third round selection (originally Washington's).
June 29, 1994	Acquired D Tom Kurvers from the New York Islanders in exchange for LW Troy Loney .

MAJOR TRANSACTIONS IN DUCKS HISTORY

July 12, 1994	Acquired D Robert Dirk from the Chicago Blackhawks in exchange for a fourth round 1995 NHL Entry Draft Pick originally obtained on June 29, 1994 from Tampa Bay.
Aug. 29, 1994	Acquired D Jason Marshall from the St. Louis Blues in exchange for D Bill Houlder .
Sept. 2, 1994	Acquired the rights to D Darren Van Impe from the New York Islanders in exchange for a conditional 1995 NHL Entry Draft pick.
Sept. 28, 1994	Acquired RW David Sacco from the Toronto Maple Leafs in exchange for RW Terry Yake .
Feb. 2, 1995	Acquired LW Todd Krygier from the Washington Capitals in exchange for a fourth round pick in the 1996 NHL Entry Draft.
Mar. 8, 1995	Acquired D Milos Holan from the Philadelphia Flyers in exchange for C Anatoli Semenov .
Mar. 8, 1995	Acquired D David Karpa from the Quebec Nordiques in exchange for a conditional pick in the 1997 NHL Entry Draft.
Apr. 4, 1995	Acquired C/RW Mike Sillinger and D Jason York from the Detroit Red Wings in exchange for LW Stu Grimson , D Mark Ferner and the Mighty Ducks' sixth round pick in the 1996 NHL Entry Draft.
July 8, 1995	Traded a 1995 sixth round pick in the NHL Entry Draft (originally belonged to St. Louis; acquired in the Alexei Kasatonov deal) back to the Blues in exchange for St. Louis' sixth round pick in the 1996 NHL Entry Draft.
Oct. 30, 1995	Acquired D Bobby Marshall from the Calgary Flames in exchange for C Jarrod Skalde .
Jan. 21, 1996	Acquired C Jim Campbell from the Montreal Canadiens in exchange for D Robert Dirk .
Feb. 6, 1996	Acquired LW Chris Herperger and a seventh round pick in the 1997 NHL Entry Draft from the Philadelphia Flyers in exchange for C Bob Corkum .
Feb. 7, 1996	Acquired RW Teemu Selanne , the rights to C Marc Chouinard , and a fourth round pick in the 1996 NHL Entry Draft from the Winnipeg Jets in exchange for C Chad Kilger , D Oleg Tverdovsky , and a third round pick in the 1996 NHL Entry Draft .
Mar. 8, 1996	Acquired G Mike Torchia from the Washington Capitals in exchange for LW Todd Krygier .
Mar. 15, 1996	Acquired RW Roman Oksiuta from the Vancouver Canucks in exchange for C Mike Sillinger .
Mar. 19, 1996	Acquired C Anatoli Semenov and the rights to D Mike Crowley from the Philadelphia Flyers in exchange for RW Brian Wesenberg .
Mar. 20, 1996	Acquired D Ken Baumgartner from the Toronto Maple Leafs in exchange for Winnipeg's fourth round pick in the 1996 NHL Entry Draft (originally acquired by Anaheim in the Teemu Selanne trade).
July 1, 1996	Acquired RW Kevin Brown from the Ottawa Senators in exchange for LW Mike Maneluk .
Oct. 1, 1996	Acquired the rights to C Espen Knutsen from the Hartford Whalers in exchange for RW Kevin Brown .
Oct. 1, 1996	Acquired C Ted Drury and the rights to D Marc Moro from the Ottawa Senators in exchange for C Shaun Van Allen and D Jason York .
Nov. 18, 1996	Acquired the rights to LW Brian Bellows from the Tampa Bay Lightning in exchange for a sixth round pick in the 1997 NHL Entry Draft .
Nov. 19, 1996	Acquired LW Shawn Antoski and D Dmitri Mironov from the Pittsburgh Penguins in exchange for LW Alex Hicks and D Fredrik Olausson .
Feb. 21, 1997	Acquired D J.J. Daigneault from the Pittsburgh Penguins in exchange for LW Garry Valk .
Mar. 18, 1997	Acquired C Richard Park from the Pittsburgh Penguins in exchange for RW Roman Oksiuta .
Mar. 18, 1997	Acquired C Mark Janssens from the Hartford Whalers in exchange for the rights to LW Bates Battaglia and a fourth round pick in the 1998 NHL Entry Draft .
Sept. 17, 1997	Acquired RW Scott Young from the Colorado Avalanche in exchange for a third round pick in the 1998 NHL Entry Draft.
Jan. 9, 1998	Acquired D Drew Bannister from the Edmonton Oilers in exchange for D Bobby Dollas .
Feb. 6, 1998	Acquired C Travis Green , D Doug Houda and RW Tony Tuzzolino from the New York Islanders in exchange for D J.J. Daigneault , C Mark Janssens and RW Joe Sacco .
Mar. 24, 1998	Acquired D Jamie Pushor and a 1998 fourth round draft pick from the Detroit Red Wings in exchange for D Dmitri Mironov .
Mar. 24, 1998	Acquired C Josef Marha from the Colorado Avalanche in exchange for LW Warren Rychel and a conditional 1999 Entry Draft Pick .
Mar. 24, 1998	Acquired the rights to G Patrick Lalime from the Pittsburgh Penguins in exchange for C Sean Pronger .
June 18, 1998	Acquired LW Jim McKenzie from the Phoenix Coyotes in exchange for C J.F. Jomphe .
Aug. 11, 1998	Acquired LW Stu Grimson and D Kevin Haller from the Carolina Hurricanes in exchange for D David Karpa and a fourth round pick in the 2000 NHL Entry Draft .
Oct. 5, 1998	Acquired G Dominic Roussel from the Nashville Predators in exchange for G Chris Mason and D Marc Moro .
Oct. 8, 1998	Traded D Doug Houda to the Detroit Red Wings in exchange for future considerations.
Oct. 27, 1998	Acquired LW Marty McInnis from Chicago in exchange for a fourth round Entry Draft pick in 2000.
Dec. 10, 1998	Acquired Tampa Bay's fifth round pick in the 2000 NHL Entry Draft in exchange for D Drew Bannister .
Jan. 28, 1999	Traded C Josef Marha to the Chicago Blackhawks in exchange for future considerations.
Mar. 23, 1999	Acquired C Peter Zezel from the Vancouver Canucks in exchange for future considerations.
Mar. 24, 1999	Announced that the trade for C Peter Zezel the previous day has been voided due to failure of player to report.

MAJOR TRANSACTIONS IN DUCKS HISTORY

- June 18, 1999 Acquired LW **Ted Donato** and the rights to D **Antti-Jussi Niemi** from the Ottawa Senators in exchange for G **Patrick Lalime**.
- June 26, 1999 Acquired D **Oleg Tverдовsky** from the Phoenix Coyotes in exchange for C **Travis Green** and Anaheim's first round pick (15th overall) in the 1999 NHL Entry Draft.
- Sept. 27, 1999 Acquired RW **Ladislav Kohn** from the Atlanta Thrashers in exchange for an eighth-round draft pick in the 2000 NHL Entry Draft.
- Oct. 29, 1999 Acquired C **Tony Hrkac** and D **Dean Malkoc** from the New York Islanders in exchange for C **Ted Drury**.
- Jan. 29, 2000 Acquired C **Kip Miller** from the Pittsburgh Penguins in exchange for future considerations.
- Mar. 11, 2000 Acquired C **Jorgen Jonsson** from the New York Islanders in exchange for C **Johan Davidsson** and future considerations.
- Mar. 14, 2000 Acquired RW **Ed Ward** from the Atlanta Thrashers in exchange for future considerations. Acquired G **Corey Hirsch** from the Nashville Predators in exchange for future considerations. Acquired a fifth round draft pick in the 2000 NHL Entry Draft from the Pittsburgh Penguins in exchange for D **Dan Trebil**.
- May 23, 2000 Acquired a fourth round draft pick in the 2000 NHL Entry Draft from the New York Islanders in exchange for the rights to RW **Trent Hunter**.
- May 25, 2000 Acquired a fourth round draft pick in the 2001 NHL Entry Draft from the Columbus Blue Jackets in exchange for the rights to C **Espen Knutsen**.
- June 1, 2000 Acquired a fourth round draft pick in 2000 NHL Entry Draft from the Washington Capitals in exchange for defenseman D **Stephen Peat**.
- June 10, 2000 Acquired G **Jean-Sebastien Giguere** from the Calgary Flames in exchange for a second round draft pick in the 2000 NHL Entry Draft.
- June 12, 2000 Acquired D **Patrick Traverse** from the Ottawa Senators in exchange for D **Joel Kwiatkowski**.
- June 12, 2000 Acquired a seventh round draft pick in the 2001 NHL Entry Draft from the New Jersey Devils in exchange for RW **Ed Ward**.
- June 24, 2000 Acquired a second round draft pick in the 2000 NHL Entry Draft from the Montreal Canadiens in exchange for third, fourth and fifth round draft choices in the 2000 NHL Entry Draft.
- June 25, 2000 Acquired the rights to RW **Jonathan Hedstrom** from the Toronto Maple Leafs in exchange for sixth and seventh round draft picks in the 2000 NHL Entry Draft.
- Sept. 26, 2000 Acquired RW **Andrei Nazarov** and a second round pick in the 2001 NHL Entry Draft from the Calgary Flames in exchange for the rights to defenseman **Jordan Leopold**.
- Nov. 18, 2000 Acquired C **Samuel Pahlsson** from the Boston Bruins in exchange for RW **Andrei Nazarov** and D **Patrick Traverse**.
- Feb. 9, 2001 Acquired D **Sergei Vyshedkevich** and G **Scott Langkow** from the Atlanta Thrashers in exchange for RW **Ladislav Kohn**.
- Mar. 5, 2001 Acquired LW **Jeff Friesen**, G **Steve Shields** and future considerations from the San Jose Sharks in exchange for RW **Teemu Selanne**.
- Mar. 13, 2001 Acquired D **Alexei Tezikov** and a fourth round draft choice in the 2001 NHL Entry Draft from the Washington Capitals in exchange for D **Jason Marshall**.
- June 19, 2001 Acquired D **Keith Carney** from the Phoenix Coyotes in exchange for a second round pick in the 2001 NHL Entry Draft.
- July 2, 2001 Acquired LW **Denny Lambert** from the Atlanta Thrashers in exchange for future considerations.
- Nov. 1, 2001 Acquired RW **Patric Kjellberg** from the Nashville Predators in exchange for RW **Petr Tenkrat**. Also acquired RW **Sergei Krivokrasov** from the Minnesota Wild in exchange for a seventh round draft pick in 2002 and future considerations.
- Jan. 14, 2002 Acquired C **Dave Roche** from the New York Islanders in exchange for RW **Jim Cummins**.
- Mar. 5, 2002 Acquired a third round draft pick in the 2002 Entry Draft from the Boston Bruins in exchange for RW **Marty McInnis**.
- Mar. 19, 2002 Acquired RW **Ben Guite** and RW **Bjorn Melin** from the New York Islanders in exchange for LW **Dave Roche**.
- June 25, 2002 Acquired a third round draft pick in the 2003 Entry Draft from the Boston Bruins in exchange for G **Steve Shields**.
- July 6, 2002 Acquired RW **Petr Sykora**, D **Mike Commodore**, G **J.F. Dampousse** and RW **Igor Pohanka** from the New Jersey Devils in exchange for D **Oleg Tverдовsky**, LW **Jeff Friesen** and RW **Maxim Balmochnykh**.
- Oct. 23, 2002 Traded D **Jason York** to the Nashville Predators in exchange for future considerations.
- Jan. 30, 2003 Acquired D **Sandis Ozolinsh** and LW/D **Lance Ward** from the Florida Panthers in exchange for C **Matt Cullen**, D **Pavel Trnka** and a fourth round selection in the 2003 NHL Entry Draft.
- Mar. 11, 2003 Acquired RW **Steve Thomas** from the Chicago Blackhawks in exchange for a fifth round selection in the 2003 NHL Entry Draft.
- Mar. 11, 2003 Acquired C **Rob Niedermayer** from the Calgary Flames in exchange for G **J.F. Dampousse** and D **Mike Commodore**.
- June 21, 2003 Acquired the 28th overall selection in the 2003 NHL Entry Draft from the Dallas Stars in exchange for the 36th and 54th overall selections in the 2003 Draft.
- June 22, 2003 Acquired a fourth round 2003 draft pick from the Nashville Predators in exchange for fourth and fifth round selections in the 2003 draft.

MAJOR TRANSACTIONS IN DUCKS HISTORY

- Aug. 12, 2003 Traded LW **Travis Brigley** to the Colorado Avalanche in exchange for future considerations.
- Jan. 17, 2004 Traded D **Todd Reirden** to the Phoenix Coyotes for future considerations.
- Feb. 4, 2004 Acquired LW **Petr Schastlivy** from the Ottawa Senators in exchange for D **Todd Simpson**.
- Feb. 21, 2004 Acquired D **Martin Skoula** from the Colorado Avalanche in exchange for D **Kurt Sauer**.
- June 18, 2004 Acquired D **Tomas Malec** and a third round pick in the 2004 Entry Draft from the Carolina Hurricanes in exchange for G **Martin Gerber**.
- June 26, 2004 Acquired D **Kurtis Foster** from the Atlanta Thrashers in exchange for D **Niclas Havelid**.
- Aug. 16, 2004 Acquired a second round pick in the 2005 draft from the Tampa Bay Lightning in exchange for LW **Vaclav Prospal**.
- July 29, 2005 Acquired LW **Todd Fedoruk** from the Philadelphia Flyers in exchange for a second round draft pick in the 2005 draft.
- July 30, 2005 Acquired LW **Travis Moen** from the Chicago Blackhawks in exchange for RW **Michael Holmqvist**.
- July 30, 2005 Drafted six players, including RW **Bobby Ryan** with the #2 overall selection at the 2005 NHL Entry Draft.
- Aug. 23, 2005 Acquired a conditional 2007 draft pick from the Phoenix Coyotes in exchange for LW **Mike Leclerc**.
- Aug. 23, 2005 Acquired LW **Trevor Gillies** and a conditional pick in the 2007 draft from the New York Rangers in exchange for C **Steve Rucchin**.
- Aug. 25, 2005 Acquired LW **Kip Brennan** from the Atlanta Thrashers in exchange for D **Mark Popovic**.
- Oct. 3, 2005 Acquired D **Bruno St. Jacques** from Carolina in exchange for RW **Craig Adams**.
- Nov. 15, 2005 Acquired C **Tyler Wright** and D **Francois Beauchemin** from Columbus in exchange for C **Sergei Fedorov** and a fifth-round draft choice in the 2006 NHL Entry Draft.
- Jan. 8, 2006 Acquired D **Maxim Kondratiev** from New York Rangers in exchange for RW **Petr Sykora** and a conditional draft pick in the 2007 NHL Entry Draft.
- Mar. 1, 2006 Acquired G **Jani Hurme** from Atlanta in exchange for C **Joel Stepp**.
- Mar. 9, 2006 Acquired a third-round pick in the 2006 NHL Entry Draft from the New York Rangers in exchange for D **Sandis Ozolinsh**.
- Mar. 9, 2006 Acquired D **Brett Skinner** and a second-round pick from Vancouver in exchange for D **Keith Carney** and D **Juha Alen**.
- Mar. 9, 2006 Acquired LW **Jeff Friesen** from Washington in exchange for a second-round pick in the 2006 NHL Entry Draft.
- Mar. 9, 2006 Acquired D **Sean O'Donnell** from Phoenix in exchange for C **Joel Perrault**.
- July 3, 2006 Acquired D **Chris Pronger** from Edmonton in exchange for RW **Joffrey Lupul**, D **Ladislav Smid**, Anaheim's first-round pick in the 2007 NHL Entry Draft, Anaheim's second-round choice in the 2008 NHL Entry Draft and a conditional draft pick.
- Aug. 17, 2006 Acquired a 2007 second-round draft pick, the rights to center **Karl Stewart** and a conditional draft pick from the Atlanta Thrashers in exchange for D **Vitaly Vishnevski**.
- Nov. 13, 2006 Acquired a third-round draft choice in either the 2007 or 2008 NHL Entry Draft and the option of exchanging its fourth-round selection for the Boston Bruins fourth-round selection in the 2008 NHL Entry Draft from the Boston Bruins in exchange for LW **Stanislav Chistov**.
- Nov. 13, 2006 Acquired a fourth-round draft choice in the 2007 NHL Entry Draft and the conditional right to exchange fifth-round selections with Philadelphia in the 2007 NHL Entry Draft from Philadelphia in exchange for LW **Todd Fedoruk**.
- Nov. 13, 2006 Acquired RW **George Parros** and the option to exchange third-round selections with Colorado in the 2007 Entry Draft from the Colorado Avalanche in exchange for a second-round draft pick in the 2007 NHL Entry Draft (previously acquired from Atlanta for Vitaly Vishnevski).
- Dec. 28, 2006 Acquired G **Sebastien Caron**, RW **Matt Keith** and LW **Chris Durno** from Chicago in exchange for D **Bruno St. Jacques** and RW **Pierre Parenteau**.
- Jan. 2, 2007 Acquired D **Ric Jackman** from Florida in exchange for a conditional draft pick.
- Jan. 24, 2007 Acquired D **Joe Rullier** from Vancouver in exchange for RW **Colby Genoway**.
- Jan. 26, 2007 Acquired C **Mark Hartigan**, RW **Joe Motzko** and a 2007 fourth round draft pick from Columbus in exchange for LW **Curtis Glencross**, C **Zenon Konopka** and a seventh round draft pick in either 2007 or 2008.
- Jan. 26, 2007 Acquired C **Shane Endicott** from Nashville in exchange for LW **Chris Durno**.
- Feb. 23, 2007 Acquired future considerations from Dallas in exchange for C **Shane Endicott**.
- Feb. 24, 2007 Acquired G **Gerald Coleman** and a 2007 first-round draft pick from Tampa Bay in exchange for D **Shane O'Brien** and a 2007 third-round draft pick.
- Feb. 27, 2007 Acquired LW **Brad May** from Colorado in exchange for G **Michael Wall**.
- Feb. 27, 2007 Acquired D **Doug O'Brien** from Tampa Bay in exchange for D **Joe Rullier**.
- June 23, 2007 Acquired C **Stephen Dixon** from Pittsburgh in exchange for C **Tim Brent**.
- June 23, 2007 Acquired LW **Jason King** and a conditional third-round draft choice in the 2009 NHL Entry Draft from Vancouver in exchange for RW **Ryan Shannon**.
- June 25, 2007 Acquired C **Brandon Segal** from Nashville in exchange for future considerations.
- Sept. 24, 2007 Acquired C **Mark Mowers** from Boston in exchange for D **Brett Skinner** and D **Nathan Saunders**.
- Nov. 15, 2007 Acquired C **Geoff Platt** from Columbus in exchange for D **Aaron Rome** and LW **Clay Wilson**.
- Nov. 19, 2007 Acquired C **Brian Sutherby** from Washington in exchange for Anaheim's second-round selection in the 2009 NHL Entry Draft.

MAJOR TRANSACTIONS IN DUCKS HISTORY

Dec. 14, 2007	Acquired C Doug Weight , LW Michal Birner and a seventh-round selection in the 2008 NHL Entry Draft from St. Louis in exchange for C Andy McDonald .
Jan. 2, 2008	Acquired RW Brandon Bochenski from Boston in exchange for D Shane Hnidy and a sixth-round selection in the 2008 NHL Entry Draft. The two clubs also relinquished their option to exchange fourth-round picks in the 2008 NHL Entry Draft (as part of the Stanislav Chistov deal, Nov. 12, 2006).
Jan. 9, 2008	Acquired RW Darryl Bootland from the New York Islanders in exchange for RW Matt Keith .
Feb. 26, 2008	Acquired D Marc-Andre Bergeron from the New York Islanders in exchange for a third-round selection in the 2008 NHL Draft. Acquired G Jean-Sebastien Aubin from Los Angeles in exchange for a seventh-round selection in the 2008 NHL Entry Draft. Acquired D Jay Leach from Tampa Bay in exchange for RW Brandon Segal and a seventh-round selection in the 2008 NHL Entry Draft. Traded RW Brandon Bochenski to Nashville for future considerations.
June 10, 2008	Acquired a third-round selection in the 2008 NHL Entry Draft from Minnesota in exchange for defenseman Marc-Andre Bergeron .
June 20, 2008	Acquired the 17th and 28th overall selections in the 2008 NHL Entry Draft from Los Angeles in exchange for the 12th overall selection in the 2008 Draft. Later acquired the 35th and 39th overall selections in the 2008 Draft from Phoenix in exchange for the 28th overall selection in the 2008 Draft.
June 21, 2008	Acquired a seventh-round selection in the 2008 NHL Entry Draft from Philadelphia in exchange for Anaheim's seventh-round pick in the 2009 NHL Entry Draft.
July 15, 2008	Acquired LW Joakim Lindstrom from Columbus in exchange for a conditional pick in the 2010 NHL Entry Draft.
Sept. 26, 2008	Acquired D Ken Klee and LWs Brad Larsen and Chad Painchaud from Atlanta in exchange for defenseman Mathieu Schneider .
Sept. 30, 2008	Acquired a conditional draft pick from Los Angeles in exchange for D Sean O'Donnell .
Dec. 3, 2008	Acquired D Logan Stephenson from Phoenix in exchange for LW Joakim Lindstrom .
Dec. 14, 2008	Acquired C David McIntyre and a conditional sixth-round selection in the 2010 NHL Entry Draft from Dallas in exchange for C Brian Sutherby .
Jan. 7, 2009	Acquired a conditional sixth-round selection in the 2010 NHL Entry Draft from Toronto in exchange for LW Bray May .
Feb. 3, 2009	Acquired D Sheldon Brookbank from New Jersey in exchange for C David McIntyre .
Feb. 4, 2009	Acquired RW Mike Brown from Vancouver in exchange for D Nathan McLver .
Feb. 26, 2009	Acquired D Ryan Whitney from Pittsburgh in exchange for LWs Chris Kunitz and Eric Tangradi .
Mar. 4, 2009	Acquired C Petteri Nokelainen from Boston in exchange for D Steve Montador . Acquired C Nick Bonino , G Timo Pielmeier and a conditional fourth-round selection in the 2009 NHL Entry Draft from San Jose in exchange for LW Travis Moen and D Kent Huskins . Acquired D James Wisniewski and C Petri Kontola from Chicago in exchange for C Samuel Pahlsson , D Logan Stephenson and a conditional fourth-round selection in the 2009 NHL Entry Draft. Acquired C Erik Christensen from Atlanta in exchange for C Eric O'Dell .
June 26, 2009	Acquired RW Joffrey Lupul , D Luca Sbisa , a first-round selection in the 2009 NHL Entry Draft, a first-round selection in the 2010 NHL Entry Draft, and a conditional third-round selection in the 2010 NHL Entry Draft from Philadelphia in exchange for D Chris Pronger .
Aug. 10, 2009	Acquired G Justin Pogge from Toronto in exchange for a conditional selection in the 2011 NHL Entry Draft.
Aug. 13, 2009	Acquired RW Evgeny Artyukhin from Tampa Bay in exchange for LW Drew Miller and a third-round selection in the 2010 NHL Entry Draft.
Sept. 4, 2009	Acquired LW Shawn Weller from Ottawa in exchange for RW Jason Bailey .
Sept. 24, 2009	Traded D Steve McCarthy to Atlanta in exchange for future considerations.
Dec. 2, 2009	Acquired C Kyle Chipchura from Montreal in exchange for a fourth-round selection in the 2011 NHL Entry Draft.
Jan. 31, 2010	Acquired LW Jason Blake and G Vesa Toskala from Toronto in exchange for G J.S. Giguere .
Mar. 1, 2010	Acquired D Nathan Ostryck and a conditional selection in the 2011 NHL Entry Draft from Atlanta in exchange for RW Evgeny Artyukhin .
Mar. 2, 2010	Acquired a fourth-round selection in either the 2010 or 2011 NHL Entry Draft in exchange for D Steven Kampfer . Traded D Nick Boynton to Chicago for future considerations.
Mar. 3, 2010	Acquired D Aaron Ward from Carolina in exchange for G Justin Pogge and a fourth-round selection in either the 2010 or 2011 NHL Entry Draft. Acquired D Lubomir Visnovsky from Edmonton in exchange for D Ryan Whitney and a sixth-round selection in the 2010 NHL Entry Draft. Acquired G Curtis McElhinney from Calgary in exchange for G Vesa Toskala . Acquired G Joey MacDonald from Toronto in exchange for a seventh-round selection in the 2011 NHL Entry Draft. Traded C Petteri Nokelainen to Phoenix in exchange for a sixth-round selection in the 2010 NHL Entry Draft.
May 28, 2010	Acquired a sixth-round selection in the 2010 NHL Entry Draft from Pittsburgh in exchange for the rights to G Mattias Modig .
June 26, 2010	Acquired a fifth-round selection (122nd overall) in the 2010 NHL Entry Draft from Toronto in exchange for RW Mike Brown .
June 30, 2010	Acquired LW/C Jason Jaffray from Calgary in exchange for LW Logan MacMillan .
July 9, 2010	Acquired LW Aaron Voros and LW Ryan Hillier from the New York Rangers in exchange for D Steve Eminger .
July 19, 2010	Acquired LW Tomas Zaborsky from the New York Rangers in exchange for LW Matt McCue .
July 30, 2010	Acquired a third-round selection in the 2011 NHL Entry Draft from the New York Islanders in exchange for D James Wisniewski .

CAPTAINS AND COACHES

SEASON	CAPTAIN	ALTERNATE CAPTAINS
1993-94	Troy Loney	Randy Ladouceur, Stu Grimson, Todd Ewen
	Randy Ladouceur	Bob Corkum, Todd Ewen
1995-96	Randy Ladouceur	Paul Kariya, Bobby Dollas, Todd Ewen
1996-97	Paul Kariya	Bobby Dollas, Teemu Selanne
1997-98	Paul Kariya	Teemu Selanne, David Karpa
	Teemu Selanne	J.J. Daigneault, Mark Janssens
1998-99	Paul Kariya	Teemu Selanne, Kevin Haller
1999-00	Paul Kariya	Teemu Selanne, Kevin Haller
2000-01	Paul Kariya	Teemu Selanne, Dan Bylsma, Steve Rucchin
2001-02	Paul Kariya	Oleg Tverdovsky, Steve Rucchin, Dan Bylsma
2002-03	Paul Kariya	Keith Carney, Steve Rucchin
2003-04	Steve Rucchin	Keith Carney, Sergei Fedorov
2005-06	Scott Niedermayer	Rob Niedermayer, Teemu Selanne, Keith Carney, Sergei Fedorov
2006-07	Scott Niedermayer	Rob Niedermayer, Chris Pronger
2007-08	Chris Pronger	Rob Niedermayer, Chris Kunitz
2008-09	Scott Niedermayer	Chris Pronger, Ryan Getzlaf
2009-10	Scott Niedermayer	Ryan Getzlaf, Saku Koivu

SEASON	HEAD COACH	ASSISTANT COACHES
1993-94	Ron Wilson	Al Sims, Tim Army, Brian Hayward
1994-95	Ron Wilson	Al Sims, Tim Army, Brian Hayward
1995-96	Ron Wilson	Al Sims, Tim Army
1996-97	Ron Wilson	Walt Kyle, Tim Army
1997-98	Pierre Page	Walt Kyle, Don Hay
1998-99	Craig Hartsburg	George Burnett, Newell Brown
1999-00	Craig Hartsburg	George Burnett, Newell Brown
2000-01	Craig Hartsburg	Guy Charron, Terry Simpson
	Guy Charron	Terry Simpson, Kelly Miller
2001-02	Bryan Murray	Guy Charron, Tom Watt
2002-03	Mike Babcock	Lorne Henning, Paul MacLean
2003-04	Mike Babcock	Lorne Henning, Paul MacLean, Greg Carvel
2005-06	Randy Carlyle	Dave Farrish, Newell Brown
2006-07	Randy Carlyle	Dave Farrish, Newell Brown
2007-08	Randy Carlyle	Dave Farrish, Newell Brown
2008-09	Randy Carlyle	Dave Farrish, Newell Brown
2009-10	Randy Carlyle	Dave Farrish, Newell Brown



Ron Wilson



Scott Niedermayer

YEAR-BY-YEAR LEADERS

(ANAHEIM TOTALS ONLY; MINIMUM 15 GAMES PLAYED ; * - LED NHL)

2004-05 SEASON CANCELLED DUE TO NHL WORK STOPPAGE

GAMES PLAYED

09-10	Corey Perry	82
08-09	S. Niedermayer, C. Pronger	82
07-08	F. Beauchemin, C. Kunitz, S. O'Donnell	82
06-07	T. Selanne, A. McDonald, R. Getzlaf, D. Penner, C. Perry, S. Pahlsson, T. Moen, R. Niedermayer	82
05-06	A. McDonald, S. Niedermayer, S. Pahlsson, V. Vishnevski	82
03-04	S. Pahlsson, V. Prospal, S. Rucchin, R. Salei	82
02-03	N. Havelid, P. Kariya, S. Rucchin, P. Sykora	82
01-02	P. Kariya, M. Leclerc, R. Salei	82
00-01	D. Bylsma, M. Cullen, O. Tverdovsky	82
99-00	Oleg Tverdovsky	82
98-99	Kevin Haller, Paul Kariya	82
97-98	David Karpa	78
96-97	Jari Kurri	82
95-96	Bobby Dollas, Paul Kariya	82
94-95	Paul Kariya	47
93-94	Joe Sacco	84

POINTS

09-10	Corey Perry	27-49=76
08-09	Ryan Getzlaf	25-66=91
07-08	Ryan Getzlaf	24-58=82
06-07	Teemu Selanne	48-46=94
05-06	Teemu Selanne	40-50=90
03-04	Sergei Fedorov	31-34=65
02-03	Paul Kariya	25-56=81
01-02	Paul Kariya	32-25=57
00-01	Paul Kariya	33-34=67
99-00	Paul Kariya	42-44=86
98-99	Teemu Selanne	47-60=107
97-98	Teemu Selanne	52-34=86
96-97	Teemu Selanne	51-58=109
95-96	Paul Kariya	50-58=108
94-95	Paul Kariya	18-21=39
93-94	Terry Yake	21-31=52

GOALS

09-10	Bobby Ryan	35
08-09	Corey Perry	32
07-08	Corey Perry	29
06-07	Teemu Selanne	48
05-06	Teemu Selanne	40
03-04	Sergei Fedorov	31
02-03	Petr Sykora	34
01-02	Paul Kariya	32
00-01	Paul Kariya	33
99-00	Paul Kariya	42
98-99	Teemu Selanne	47
97-98	Teemu Selanne	52
96-97	Teemu Selanne	51
95-96	Paul Kariya	50
94-95	Paul Kariya	18
93-94	Bob Corkum	23

ASSISTS

09-10	Ryan Getzlaf	50
08-09	Ryan Getzlaf	66
07-08	Ryan Getzlaf	58
06-07	Scott Niedermayer	54
05-06	Andy McDonald	51
03-04	Vaclav Prospal	35
02-03	Paul Kariya	56
01-02	Matt Cullen	30
00-01	Oleg Tverdovsky	39
99-00	Teemu Selanne	52
98-99	Paul Kariya	62
97-98	Steve Rucchin	36
96-97	Teemu Selanne	58
95-96	Paul Kariya	58
94-95	Paul Kariya, Shaun Van Allen	21
93-94	Terry Yake	31

DEFENSIVE SCORING

09-10	Scott Niedermayer	10-38=48
08-09	Scott Niedermayer	14-45=59
07-08	Chris Pronger	12-31=43
06-07	Scott Niedermayer	15-54=69*
05-06	Scott Niedermayer	13-50=63
03-04	Niclas Havelid	6-20=26
02-03	Niclas Havelid	11-22=33
01-02	Oleg Tverdovsky	6-26=32
00-01	Oleg Tverdovsky	14-39=53
99-00	Oleg Tverdovsky	15-36=51
98-99	Fredrik Olausson	16-40=56
97-98	Dmitri Mironov	6-30=36
96-97	Dmitri Mironov	12-34=46
95-96	Bobby Dollas	8-22=30
94-95	Bobby Dollas	7-13=20
93-94	Bill Houlder	14-25=39

PLUS/MINUS (+/-)

09-10	Saku Koivu	+14
08-09	Bobby Ryan	+13
07-08	Ryan Getzlaf	+32
06-07	Chris Pronger	+27
05-06	Teemu Selanne	+28
03-04	Martin Skoula	+3
02-03	Samuel Pahlsson, Steve Thomas	+10
01-02	Keith Carney	+14
00-01	Tony Hrkac	0
99-00	Paul Kariya	+22
98-99	Teemu Selanne	+18
97-98	Paul Kariya, Teemu Selanne	+12
96-97	Paul Kariya	+36
95-96	Shaun Van Allen	+13
94-95	Steve Rucchin	+7
93-94	Bobby Dollas	+20

PENALTY MINUTES

09-10	George Parros	136
08-09	George Parros	135
07-08	George Parros	183
06-07	George Parros	102
05-06	Todd Fedoruk	174
03-04	Garrett Burnett	184
02-03	Kevin Sawyer	115
01-02	Kevin Sawyer	221
00-01	Jim Cummins	167
99-00	Stu Grimson	116
98-99	Stu Grimson	158
97-98	David Karpa	217
96-97	Warren Rychel	218
95-96	Todd Ewen	285
94-95	Stu Grimson	110
93-94	Todd Ewen	272

SHOTS

09-10	Corey Perry	270
08-09	Corey Perry	283
07-08	Corey Perry	200
06-07	Teemu Selanne	257
05-06	Joffrey Lupul	296
03-04	Petr Sykora	277
02-03	Petr Sykora	299
01-02	Paul Kariya	289
00-01	Paul Kariya	230
99-00	Paul Kariya	324
98-99	Paul Kariya	429*
97-98	Teemu Selanne	268
96-97	Paul Kariya	340*
95-96	Paul Kariya	349
94-95	Paul Kariya	134
93-94	Joe Sacco	206

YEAR-BY-YEAR LEADERS

SHOOTING PERCENTAGE

09-10	Teemu Selanne	15.6%
08-09	Bobby Ryan	17.8%
07-08	Corey Perry	14.5%
06-07	Teemu Selanne	18.7%
05-06	Teemu Selanne	15.0%
03-04	Steve Rucchin	13.5%
02-03	Kevin Sawyer	18.2%
01-02	German Titov	20.6%
00-01	Steve Rucchin	15.8%
99-00	Steve Rucchin	14.5%
98-99	Stu Grimson	30.0%
97-98	Teemu Selanne	19.4%
96-97	Teemu Selanne	18.7%
95-96	Valeri Karpov	21.4%
94-95	Peter Douris	14.5%
93-94	Stephan Lebeau	16.2%

POWER PLAY GOALS

09-10	Teemu Selanne	14
08-09	Teemu Selanne	16
07-08	Corey Perry	11
06-07	Teemu Selanne	25*
05-06	Teemu Selanne	18
03-04	Steve Rucchin, Sergei Fedorov	9
02-03	Petr Sykora	15
01-02	Paul Kariya	11
00-01	Paul Kariya	18
99-00	Paul Kariya	11
98-99	Teemu Selanne	25*
97-98	Teemu Selanne	10
96-97	Paul Kariya	15
95-96	Paul Kariya	20
94-95	Paul Kariya	7
93-94	Troy Loney, Tim Sweeney	6

SHORTHANDED GOALS

09-10	Todd Marchant	3
08-09	Todd Marchant	2
07-08	Samuel Pahlsson	3
06-07	Todd Marchant	3
05-06	Samuel Pahlsson	3
03-04	Sergei Fedorov	2
02-03	Eight players	1
01-02	Four players	1
00-01	Paul Kariya	3
99-00	Paul Kariya	3
98-99	Paul Kariya	2
97-98	Joe Sacco, Scott Young	2
96-97	Paul Kariya	3
95-96	Paul Kariya	3
94-95	B. Dollas, P. Kariya, O. Tverdovsky, S. Van Allen	1
93-94	Bob Corkum	3

GAME-WINNING GOALS

09-10	Saku Koivu	6
08-09	Corey Perry	8
07-08	Chris Kunitz	6
05-06	Andy McDonald	7
03-04	Sergei Fedorov	6
02-03	Niclas Havelid, Petr Sykora	5
01-02	Paul Kariya	8
00-01	Teemu Selanne	5
99-00	Teemu Selanne	6
98-99	Teemu Selanne	7
97-98	Teemu Selanne	10
96-97	Paul Kariya	10*
95-96	Paul Kariya	9
94-95	Peter Douris	4
93-94	Garry Valk	5

OVERTIME GOALS

09-10	Saku Koivu	2
08-09	S. Niedermayer	2
07-08	F. Beauchemin, S. Pahlsson C. Pronger, M. Schneider	2
06-07	Teemu Selanne	2
05-06	S. Niedermayer, J. Hedstrom	1
03-04	Four players	1
02-03	N. Havelid, S. Thomas	2
01-02	M. Leclerc, K. Carney, G. Titov M. Crowley, N. Havelid, P. Tenkrat, O. Tverdovsky	1
99-00	Oleg Tverdovsky	2
98-99	Steve Rucchin	1
97-98	J. Sacco, T. Selanne, S. Young	1
96-97	Steve Rucchin	2
95-96	Paul Kariya	3
94-95	Peter Douris, Stephan Lebeau	1
93-94	Garry Valk, Jarrod Skalde	1

HAT TRICKS

09-10	None Recorded	
08-09	Teemu Selanne, Bobby Ryan	1
07-08	Teemu Selanne	1
06-07	Chris Kunitz, Teemu Selanne	1
05-06	Jonathan Hedstrom	1
03-04	Vaclav Prospal	1
02-03	Paul Kariya	1
01-02	Paul Kariya	2
00-01	Paul Kariya	2
99-00	Teemu Selanne	1
98-99	Teemu Selanne	1
97-98	Teemu Selanne	3
96-97	Paul Kariya	2
95-96	Teemu Selanne	2
94-95	None Recorded	
93-94	Terry Yake	1

SAVE PERCENTAGE

09-10	Jonas Hiller	.918%
08-09	Jonas Hiller	.919%
07-08	Jean-Sebastien Giguere	.922%
06-07	Jean-Sebastien Giguere	.918%
05-06	Jean-Sebastien Giguere	.911%
03-04	Martin Gerber	.918%
02-03	Martin Gerber	.929%
01-02	Jean-Sebastien Giguere	.920%
00-01	Jean-Sebastien Giguere	.911%
99-00	Guy Hebert	.908%
98-99	Dominic Roussel	.923%
97-98	Guy Hebert	.903%
96-97	Guy Hebert	.919%
95-96	Guy Hebert	.914%
94-95	Guy Hebert	.904%
93-94	Ron Tugnutt	.908%

GOALS-AGAINST-AVERAGE

09-10	Jonas Hiller	2.73
08-09	Jonas Hiller	2.39
07-08	Jean-Sebastien Giguere	2.12
06-07	Jean-Sebastien Giguere	2.26
05-06	Willya Bryzgalov	2.51
03-04	Martin Gerber	2.26
02-03	Martin Gerber	1.95
01-02	Jean-Sebastien Giguere	2.13
00-01	Jean-Sebastien Giguere	2.57
99-00	Guy Hebert	2.51
98-99	Guy Hebert	2.42
97-98	Guy Hebert	2.93
96-97	Guy Hebert	2.67
95-96	Guy Hebert	2.83
94-95	Guy Hebert	3.13
93-94	Guy Hebert	2.83

YEAR-BY-YEAR LEADERS

WINS

09-10	Jonas Hiller	30
08-09	Jonas Hiller	23
07-08	Jean-Sebastien Giguere	35
06-07	Jean-Sebastien Giguere	36
05-06	Jean-Sebastien Giguere	30
03-04	Jean-Sebastien Giguere	17
02-03	Jean-Sebastien Giguere	34
01-02	Jean-Sebastien Giguere	20
00-01	Guy Hebert	12
99-00	Guy Hebert	28
98-99	Guy Hebert	29
97-98	Guy Hebert, Mikhail Shtalenkov	13
96-97	Guy Hebert	29
95-96	Guy Hebert	28
94-95	Guy Hebert	12
93-94	Guy Hebert	20

SHUTOUTS

09-10	Jonas Hiller	2
08-09	Jonas Hiller	4
07-08	Jean-Sebastien Giguere	4
06-07	Jean-Sebastien Giguere	4
05-06	Jean-Sebastien Giguere	2
03-04	Jean-Sebastien Giguere	3
02-03	Jean-Sebastien Giguere	8
01-02	Jean-Sebastien Giguere	4
00-01	Jean-Sebastien Giguere	4
99-00	Guy Hebert	4
98-99	Guy Hebert	6
97-98	Guy Hebert	3
96-97	Guy Hebert	4
95-96	Guy Hebert	4
94-95	Guy Hebert	2
93-94	Guy Hebert	2

DUCKS YEAR-BY-YEAR REAL TIME SCORING LEADERS

(officially kept since the start of the 1998-99 season)

TIME ON ICE (MINUTES PER GAME)

09-10	Scott Niedermayer	26:30
08-09	Chris Pronger	26:56
07-08	Chris Pronger	26:00
06-07	Scott Niedermayer	27:30
05-06	Scott Niedermayer	25:30
03-04	Ruslan Salei	23:41
02-03	Keith Carney	22:33
01-02	Oleg Tverdovsky	22:50
00-01	Oleg Tverdovsky	24:24
99-00	Paul Kariya	24:21
98-99	Paul Kariya	25:30

SHIFTS PER GAME

09-10	Scott Niedermayer	27.3
08-09	Chris Pronger	28.9
07-08	Chris Pronger	28.2
06-07	Chris Pronger	27.8
05-06	Scott Niedermayer	26.0

ALL-TIME 10 FASTEST GOALS SCORED BY ANAHEIM

(FROM THE START OF A GAME)

TIME	DATE	OPPONENT	GOAL
:08	3/9/97	@ COL	Kariya (Rucchin)
:16	1/15/97	@ CGY	Rucchin (Selanne, Dolas)
:16	1/4/08	vs. CHI	Perry (O'Donnell, Getzlaf)
4. :19	11/3/02	vs. SJ	Chistov (Havelid, Leclerc)
5. :20	1/22/00	@ SJ	Selanne (Trnka)
6. :21	3/9/08	vs. MTL	Marchant (Weight, Bertuzzi)
7. :22	4/9/95	vs. LA	Holan (Corkum, Sacco)
:22	3/24/03	vs. CBJ	Leclerc (Kariya, Rucchin)
9. :29	1/21/06	vs. FLA	Kunitz (Salei, Selanne)
10. :31	3/31/06	vs. DAL	Kunitz (Selanne, Beauchemin)

03-04	Steve Rucchin	28.5
02-03	Steve Rucchin	28.4
01-02	Keith Carney	26.1
00-01	Oleg Tverdovsky	28.4
99-00	Paul Kariya	26.4
98-99	Kevin Haller	27.2

FACEOFF WIN PERCENTAGE

09-10	Ryan Carter	52.5%
08-09	Ryan Getzlaf, Todd Marchant	50.2%
07-08	Samuel Pahlsson	55.0%
06-07	Andy McDonald	55.4%
05-06	Andy McDonald	56.2%
03-04	Jason Krog	58.5%
02-03	Jason Krog	60.4%
01-02	Marc Chouinard	54.9%
00-01	Marc Chouinard	60.9%
99-00	Steve Rucchin	53.4%
98-99	Travis Green	52.8%

TOTAL FACEOFFS TAKEN

09-10	Ryan Getzlaf	1,124
08-09	Ryan Getzlaf	1,128
07-08	Ryan Getzlaf	1,152
06-07	Samuel Pahlsson	1,523
05-06	Samuel Pahlsson	1,517
03-04	Sergei Fedorov	1,558
02-03	Steve Rucchin	1,613
01-02	Matt Cullen	1,283
00-01	Matt Cullen	1,478
99-00	Steve Rucchin	1,996
98-99	Steve Rucchin	1,845

TOTAL FACEOFF WINS

09-10	Saku Koivu	571
08-09	Ryan Getzlaf	566
07-08	Samuel Pahlsson	586
06-07	Samuel Pahlsson	802
05-06	Samuel Pahlsson	801
03-04	Sergei Fedorov	882
02-03	Steve Rucchin	874
01-02	Matt Cullen	660
00-01	Matt Cullen	710
99-00	Steve Rucchin	1,066
98-99	Steve Rucchin	965

TOTAL FACEOFF LOSSES

09-10	Ryan Getzlaf	591
08-09	Ryan Getzlaf	562
07-08	Ryan Getzlaf	607
06-07	Samuel Pahlsson	721
05-06	Samuel Pahlsson	716
03-04	Sergei Fedorov	676
02-03	Steve Rucchin	739
01-02	Matt Cullen	623
00-01	Matt Cullen	768
99-00	Steve Rucchin	930
98-99	Steve Rucchin	880

ALL-TIME 10 FASTEST GOALS SCORED BY ANAHEIM OPPONENTS

(FROM THE START OF A GAME)

TIME	DATE	OPPONENT	GOAL
:09	1/16/94	VS. VAN	Linden (Namestnikov, Babych)
:17	2/25/01	VS. CBJ	Knutsen (Unassisted)
:18	1/22/97	VS. NJ	Rolston (Holik, Andrechuk)
:21	4/15/06	@ SJ	J. Thornton (Ekman, Cheechoo)
:23	12/31/05	@ STL	Mayers (Wideman)
:24	1/24/03	VS. NJ	Friesen (Rafalski, Stevens)
:29	1/14/94	VS. HFD	Zalapski (Storm, Cassels)
:31	2/18/95	@ SJ	Whitney (Falloon, Friesen)
:31	10/30/06	@ STL	Backman (Cajaneck, Tkachuk)
:31	3/7/07	VS. PHX	Doan (Sjostrom)

ALL-TIME NUMERICAL ROSTER

(ALL PLAYERS WHO HAVE APPEARED IN AT LEAST ONE GAME ENTERING 2008-09, INCLUDING WHICH SEASON THEY PLAYED IN)

- 1 Ron Tugnutt, 93-94
Mike O'Neill, 96-97
Gregg Naumenko, 99-02
Jonas Hiller, 07-10
- 2 Bobby Dollas, 93-98
Fredrik Olausson, 98-00, 02-03
Todd Simpson, 03-04
Ken Klee, 08-09
- 3 Mark Ferner, 93-94
Jason York, 95-96
Patrick Traverse, 00-01
Keith Carney, 01-06
Bret Hedican, 08-09
David Williams, 93-95
- 4 Fredrik Olausson, 95-96
Jamie Pushor, 97-99
Anti-Jussi Niemi, 01-02
Lance Ward, 02-04
Todd Bertuzzi, 07-08
Nick Boynton, 09-10
Aaron Ward, 09-10
- 5 Robert Dirk, 94-96
Ruslan Salei, 96-97
Drew Bannister, 97-98
Kevin Haller, 98-00
Vitaly Vishnevski, 00-06
Ric Jackman, 06-07
Steve Montador, 08-09
Luca Sbisa, 09-10
- 6 Sean Hill, 93-94
Don McSweeney, 94-96
Doug Houda, 97-98
Vitaly Vishnevski, 99-01
Jason Marshall, 05-06
Nathan McLver, 08-09
- 7 Alexei Kasatonov, 93-94
Miles Holan, 95-96
Pavel Trnka, 97-03
Bruno St. Jacques, 05-06
Shane Hnidy, 07-08
Marc-Andre Bergeron, 07-08
Brendan Morrison, 08-09
Steve Eminger, 09-10
- 8 Tim Sweeney, 93-95
Chad Kilger, 95-96
Teemu Selanne, 96-01, 06-10
Sandis Ozolinsh, 02-06
Paul Kariya, 94-03
Bobby Ryan, 08-10
- 10 Jarrod Skalde, 93-94
Oleg Tverdovsky, 94-96, 99-02
Roman Oksiuta, 96-97
Sean Pronger, 97-98
Josef Marha, 97-99
Jason Krog, 02-04
Corey Perry, 06-10
Valeri Karpov, 94-97
Shawn Antoski, 97-98
Matt Cullen, 98-99
Kip Miller, 99-00
Jeff Friesen, 00-02
Andy McDonald, 00-01
Marc Chouinard, 02-03
Mathieu Schneider, 07-08
Saku Koivu, 09-10
- 12 David Sacco, 95-96
Kevin Todd, 96-98
Mike Leclerc, 98-04
Jeff Friesen, 05-06
Brandon Bochenski, 07-08
Josh Green, 08-09
Ted Drury, 96-98
- 13 German Titov, 00-02
Teemu Selanne, 05-06
Mark Hartigan, 06-07
Mike Brown, 08-10
- 14 Joe Sacco, 93-98
Antti Aalto, 98-01
Cam Severson, 02-04
Martin Skoula, 03-04
Chris Kunitz, 06-09
Joffrey Lupul, 09-10
- 15 Steve Rucchin, 94-95
David Karpa, 94-95
Viacheslav Butsayev, 95-96
Dmitri Mironov, 96-98
Tony Hrkac, 99-01
Jim Cummins, 01-02
Joffrey Lupul, 03-06
Ryan Getzlaf, 06-10
- 16 Peter Douris, 93-96
Warren Rychel, 96-98
Marty McInnis, 98-02
George Parros, 06-10
- 17 Steven King, 93-94
David Karpa, 95-96
Jari Kurri, 96-97
Tomas Sandstrom, 97-99
Matt Cullen, 99-03
Cam Severson, 03-04
Jonathan Hedstrom, 05-06
Dustin Penner, 06-07
Brian Sutherby, 07-09
Petteri Korhela, 08-10
Lubomir Visnovsky, 09-10
- 18 Garry Valk, 93-97
Mark Janssens, 97-98
Ted Drury, 98-00
Maxim Balmochnykh, 99-00
Petr Tenkrat, 00-02
Patric Kjellberg, 01-03
Mikael Holmqvist, 03-04
Drew Miller, 06-09
- 19 Anatoli Semenov, 93-95
Bob Corkum, 95-96
Shawn Antoski, 96-97
Jeff Nielsen, 97-00
Jim Cummins, 00-01
Andy McDonald, 01-08
Ryan Whitney, 08-10
- 20 Bob Corkum, 93-95
Steve Rucchin, 94-04
Maxim Kondratiev, 07-08
Geoff Platt, 07-08
Ryan Carter, 07-10
- 21 Patrick Carnback, 93-95
Jim Campbell, 95-96
Igor Nikulin, 96-97
Espen Knutsen, 97-98
Scott Ferguson, 98-99
Ted Donato, 99-00
Dan Bylsma, 00-04
Sean O'Donnell, 05-08
Sheldon Brookbank, 08-10
- 22 Shaun Van Allen, 93-96
Ken Baumgartner, 96-97
Brent Severyn, 97-98
Johan Davidsson, 98-00
Jorgen Jonsson, 99-00
Jones Ronnqvist, 00-01
Alexei Smirnov, 02-04
Todd Marchant, 05-10
- 23 Bill Houlder, 93-94
Jason Marshall, 94-96, 97-01
Brian Bellows, 96-97
Sergei Krivokrasov, 01-02
Stanislas Chistov, 02-04
Francois Beauchemin, 05-09
- 24 Troy Loney, 93-94
Tom Kurvers, 94-95
Steven King, 95-96
Ken Baumgartner, 95-96
- Mark Janssens, 96-97
Ruslan Salei, 97-06
Stanislav Chistov, 06-07
Brad May, 06-09
Evgeny Artyukhin, 09-10
- 25 Terry Yake, 93-94
Todd Krygier, 95-96
Adrian Plavsic, 96-97
Mike Crowley, 96-99, 00-01
Frank Banham, 99-00
Kevin Sawyer, 01-03
Zenon Konopka, 05-06
Chris Pronger, 06-09
- 26 Robin Bawa, 93-94
Mike Sillinger, 95-96
Nikolai Tsulygin, 96-97
Jeremy Stevenson, 99-00
Andrei Nazarov, 00-01
Samuel Pahlsson, 00-09
Erik Christensen, 08-10
Jason Blake, 09-10
- 27 Lonnie Loach, 93-94
John Lilley, 94-95
Mike Leclerc, 96-98
Pascal Trempanier, 98-01
Denny Lambert, 91-02
Craig Johnson, 03-04
Peter Schastlivity, 03-04
Scott Niedermayer, 05-10
- 28 Dwayne Norris, 94-95
Roman Oksiuta, 95-96
Jason Marshall, 96-97
Niclas Havelid, 99-04
Tyler Wright, 05-06
Mark Mowers, 07-08
Kyle Chipchura, 08-01
- 29 Randy Ladouceur, 93-96
Darren Van Impe, 96-98
Frank Banham, 97-98
Ladislav Kohn, 99-01
Timo Parssinen, 01-02
Martin Gerber, 02-04
Todd Fedoruk, 05-07
Sebastien Caron, 06-07
- 30 Dominic Roussel, 98-01
Ilya Bryzgalov, 01-02, 03-08
- 31 Guy Hebert, 93-01
Steve Shields, 01-02
Michael Wall, 06-07
Curtis McElhinney, 09-10
- 32 Stu Grimson, 93-95, 98-00
Alex Hicks, 95-96
Richard Park, 96-98
Marc Chouinard, 00-03
Steve Thomas, 02-03
Travis Moen, 05-09
Kyle Calder, 09-10
- 33 Jim Thomson, 93-95
David Karpa, 96-98
Jim McKenzie, 98-00
Ed Ward, 99-00
Jason York, 01-02
Mark Popovich, 03-04
Joe DiPenta, 05-08
Jason Blake, 09-10
- 34 Anatoli Fedotov, 93-94
Dan Trebil, 96-99
Kurt Sauer, 02-04
Aaron Reme, 06-07
James Wisniewski, 08-10
Mikhail Shtalenkov, 93-98
Tom Askey, 98-99
Jean-Sebastien Giguere, 00-10
- 36 Todd Ewen, 93-96
J.J. Daigneault, 96-98
Tony Tuzzolino, 97-98
- Drew Bannister, 01-02
- 37 Marc Moro, 97-98
Bob Wren, 00-01
Aris Brimaris, 01-02
Chris O'Sullivan, 02-03
Kip Brennan, 05-06
Shane O'Brien, 06-07
- 38 Mike Crowley, 97-98
Rob Valicevic, 02-03
Chris Kunitz, 03-06
Ryan Shannon, 06-07
- 39 Don McSweeney, 93-94
Frank Banham, 96-97
Travis Green, 97-99, 06-07
Petr Sykora, 02-06
Doug Weight, 07-08
Matt Beleskey, 09-10
- 40 Jeremy Stevenson, 95-98
Anti-Jussi Niemi, 00-01
Vaclav Prospal, 03-04
Aaron Gavey, 05-06
Kent Huskins, 06-09
- 41 Chris Armstrong, 03-04
David McKee, 06-07
Nathan Ustryck, 09-10
- 42 Denny Lambert, 94-96
Barry Nieckar, 96-98
Trevor Gillies, 05-06
Jason King, 07-08
Dan Sexton, 09-10
- 43 Maxim Bonto, 93-94
Bjorn Melin, 06-07
- 44 Myles O'Connor, 93-94
Oleg Mikulchik, 95-96
Antti Aalto, 97-98
Mike Brown, 02-03
Rob Niedermayer, 02-09
- 45 Scott McKay, 93-94
Matt Cullen, 97-98
Shawn Thornton, 06-07
- 46 J.F. Jomphe, 95-98
Kevin Sawyer, 00-01
Tony Matensson, 03-04
Joe Motzko, 06-07
- 47 Stephan Lebeau, 94-95
Tim Brent, 06-07
- 48 John Lilley, 93-94
Darren Van Impe, 94-96
Scott Young, 97-98
Andy McDonald, 00-01
Casey Hankinson, 03-04
Mark Mowers, 07-08
Andrew Ebbett, 07-10
- 50 Bob Wren, 97-98
Troy Bodie, 08-10
- 51 Craig Reichert, 96-97
Jonathan Hedstrom, 02-03
Ryan Getzlaf, 05-06
- 52 Peter LeBoutillier, 96-98
Ryan Carter, 06-08
- 53 Brett Festerling, 08-10
- 54 Sean Pronger, 95-97
Bobby Ryan, 07-09
Garrett Burnett, 03-04
Brian Salcido, 08-09
Petteri Wirtanen, 07-08
- 60 Brendan Mikkelson, 08-10
- 61 Corey Perry, 05-06
- 63 Nick Bonino, 09-10
- 64 Matt Beleskey, 08-09
- 67 Tom Askey, 97-98
MacGregor Sharp, 09-10
- 76 Dustin Penner, 05-06
- 77 Adam Oates, 02-03
- 91 Sergei Fedorov, 03-06
- 93 Anatoli Semenov, 95-96

DUCKS HISTORY

ALL-TIME INDIVIDUAL TOP SCORING MONTHS

POINTS

Player	Month, Year	GP	Goals	Assists	Points	+/-
Teemu Selanne	February, 1999	13	12	13	25	+5
Teemu Selanne	March, 2006	16	8	16	24	+9
Teemu Selanne	November, 2006	15	10	13	23	+7
Teemu Selanne	January, 1999	14	8	15	23	+7
Paul Kariya	January, 1997	13	9	13	22	+13
Teemu Selanne	January, 1997	13	9	12	21	+12
Ryan Getzlaf	January, 2009	14	4	15	19	+5
Ryan Getzlaf	November, 2008	13	7	12	19	+8
Teemu Selanne	December, 2006	14	12	7	19	+10
Chris Pronger	November, 2006	15	3	16	19	+13
Paul Kariya	January, 2000	13	13	6	19	+1
Paul Kariya	January, 1999	14	6	13	19	+5
Paul Kariya	December, 1996	12	5	14	19	+4

GOALS

Player	Month, Year	GP	Goals	Player	Month, Year	GP	Assists
Paul Kariya	January, 2000	13	13	Scott Niedermayer	January, 2009	14	16
Teemu Selanne	November, 1997	15	13	Chris Pronger	November, 2006	15	16
Teemu Selanne	December, 2006	14	12	Teemu Selanne	March, 2006	16	16
Paul Kariya	March, 2001	13	12	Ryan Getzlaf	January, 2009	14	15
Teemu Selanne	February, 1999	13	12	Paul Kariya	March, 2003	14	15
				Teemu Selanne	January, 1999	14	15
				Paul Kariya	December, 1996	12	14
				Andy McDonald	January, 2006	13	14

YOUNGEST DUCKS TO APPEAR IN A GAME

Player	Born	First Game as a Duck	Age
Oleg Tverdovsky	5/8/76	1/21/95 @ Winnipeg	18 years, 8 months, 13 days
Stanislav Chistov	4/17/83	10/10/03 @ St. Louis	19 years, 5 months, 23 days
Luca Sbisa	1/30/90	10/3/09 vs. San Jose	19 years, 8 months, 3 days
Vitaly Vishnevski	3/18/80	1/19/00 vs. Dallas	19 years, 10 months, 1 day
Chad Kilger	11/27/76	10/9/95 @ Winnipeg	19 years, 10 months, 12 days
Joffrey Lupul	9/23/83	10/8/03 @ Dallas	20 years, 15 days
Maxim Bets	1/31/74	4/8/94 @ Edmonton	20 years, 2 months, 8 days
Paul Kariya	10/16/74	1/20/95 @ Edmonton	20 years, 3 months, 4 days
Matt Belesky	6/7/88	1/9/09 @ Tampa Bay	20 years, 7 months, 2 days

OLDEST DUCKS TO APPEAR IN A GAME

Player	Born	Last Ducks Appearance	Age
Adam Oates	8/27/62	6/9/03 @ New Jersey, Game 7 SCF	40 years, 9 months, 12 days
Steve Thomas	7/15/63	6/9/03 @ New Jersey, Game 7 SCF	39 years, 10 months, 24 days
Teemu Selanne	7/3/70	4/11/10 vs. Edmonton	39 years, 9 months, 8 days
Mathieu Schneider	6/12/69	4/20/08 @ Dallas, Game 6 WCQF	38 years, 9 months, 28 days
Bret Hedican	8/10/70	2/26/09 @ Boston	38 years, 6 months, 16 days
Fredrik Olausson	10/5/66	5/5/03 vs. Dallas, Game 6 WCSF	37 years, 7 months
Ken Klee	4/24/71	10/14/08 @ Los Angeles	37 years, 5 months, 20 days
Doug Weight	1/21/71	4/20/08 @ Dallas, Game 6 WCQF	37 years, 2 months, 29 days
Aaron Ward	1/17/73	4/11/10 vs. Edmonton	37 years, 2 months, 25 days
Jari Kurri	5/18/60	4/11/97 @ San Jose	36 years, 10 months, 24 days

ATTENDANCE

Over the last five seasons (2005-10), the Ducks have played to Honda Center crowds at 94.9% capacity, selling out 124 games (average 16,298). The Ducks also had a club record 78-game (63 regular season, 15 playoff) sellout streak from 2006-08, and hosted the two largest crowds in club history in 2008-09...the club welcomed 17,601 fans in Game 4 vs. Detroit (Conference Semifinals) on May 7, 2009 and had a crowd of 17,597 vs. Philadelphia on Jan. 2, 2009...Anaheim sold out all 40 home games at Honda Center in 2007-08...it was just the second time a local NHL team (Southern California market) has sold out a full (non-lockout) regular season...the 1991-92 Los Angeles Kings were the only other such team to do so at the 16,005-seat Forum...the Ducks set franchise attendance records for sellouts (40), average attendance (17,195) and percent capacity (100.12%) in 2007-08...the Ducks broke the team record for consecutive regular season sellouts on Feb. 22, 2008 against the St. Louis Blues, when they surpassed the previous record of 51 straight regular season sellouts set from Dec. 22, 1993-Oct. 20, 1995.

Home Games

Road Games

Season	Games	Total Attendance (Avg.)	Percent	Sellouts	Games	Total Attendance (Avg.)	Sellouts
1993-94 [^]	41	696,560 (16,989)	98.9%	27	41	660,377 (16,107)	25
1994-95*	24	412,176 (17,174)	100.0%	24	24	381,073 (15,878)	13
1995-96	41	703,347 (17,155)	99.9%	38	41	640,545 (15,623)	17
1996-97	41	695,867 (16,972)	98.8%	28	41	685,829 (16,728)	27
1997-98+	40	682,735 (17,068)	99.4%	25	40	671,251 (16,781)	24
1998-99	41	647,973 (15,804)	92.0%	9	41	666,278 (16,251)	22
1999-00	41	592,874 (14,460)	84.2%	8	41	684,337 (16,691)	24
2000-01	41	553,990 (13,512)	78.7%	3	41	682,857 (16,655)	21
2001-02	41	492,089 (12,002)	69.9%	3	41	698,804 (17,044)	21
2002-03	41	573,524 (13,988)	81.5%	7	41	681,221 (16,615)	18
2003-04	41	614,504 (14,988)	87.3%	11	41	683,214 (16,664)	17
2005-06	41	620,380 (15,131)	88.1%	12	41	708,042 (17,269)	22
2006-07	41	671,916 (16,377)	95.4%	25	41	688,019 (16,781)	20
2007-08\$	40	687,813 (17,195)	100.1%	40	40	686,639 (17,166)	22
2008-09	41	696,629 (16,991)	98.9%	20	41	717,563 (17,502)	26
2009-10	41	621,903 (15,168)	88.2%	1	41	691,795 (16,873)	26
Totals	637	9,964,280 (15,643)	91.0%	281	596	9,936,049 (16,671)	297

[^] 1993-94 schedule included two neutral site games (1 home, 1 away-not included in totals)

* 1994-95 season shortened to 48 games due to work stoppage

+ 1997-98 schedule included two games in Japan (1 home, 1 away-not included in totals)

\$ 2007-08 schedule included two games in London, England (1 home, 1 away-not included in totals)

DUCKS SEASON TOTALS

DUCKS YEAR-BY-YEAR FINISH

SEASON	RECORD	PCTG.	GF	GA	STANDINGS	POWER PLAY	PENALTY KILL	GAA	HOME	ROAD	OT
1993-94	33-46-5, 71 PTS.	.423	229	251	4TH PAC./9TH WEST	54-376 (.144)	67-388 (.827)	2.97	14-26-2	19-20-3	2-5-5
1994-95	16-27-5, 37 PTS.	.385	125	164	6TH PAC./12TH WEST	23-202 (.114)	47-193 (.756)	3.38	11-9-4	5-18-1	2-0-5
1995-96	35-39-8, 78 PTS.	.476	234	247	4TH PAC./7-8TH WEST	60-426 (.141)	81-423 (.809)	2.97	22-15-4	13-24-4	6-2-8
1996-97	36-33-13, 85 PTS.	.518	245	233	2ND PAC./4TH WEST	56-333 (.168)	62-336 (.815)	2.80	23-12-6	13-21-7	3-0-13
1997-98	26-43-13, 65 PTS.	.396	205	261	6TH PAC./12TH WEST	46-392 (.117)	72-396 (.818)	3.13	12-23-6	14-20-7	3-4-13
1998-99	35-34-13, 83 PTS.	.506	215	206	3RD PAC./6TH WEST	83-378 (.220)	60-387 (.845)	2.48	21-14-6	14-20-7	1-3-13
1999-00	34-33-12-3, 83 PTS.	.506	217	227	5TH PAC./9TH WEST	55-332 (.166)	62-296 (.791)	2.73	19-13-7-2	15-20-5-1	3-3-12
2000-01	25-41-11-5, 66 PTS.	.402	188	245	5TH PAC./15TH WEST	66-373 (.177)	71-390 (.818)	2.94	15-20-4-2	10-21-7-3	4-5-11
2001-02	29-42-8-3, 69 PTS.	.421	175	198	5TH PAC./13TH WEST	43-373 (.115)	46-330 (.861)	2.39	15-19-5-2	14-23-3-1	3-3-8
2002-03	40-27-9-6, 95 PTS.	.579	203	193	2ND PAC./7TH WEST	56-348 (.161)	43-373 (.885)	2.35	22-10-7-2	18-17-2-4	5-6-9
2003-04	29-35-10-8, 76 PTS.	.463	184	213	4TH PAC./12TH WEST	56-310 (.181)	54-353 (.847)	2.60	19-11-7-4	10-24-3-4	4-8-10
2005-06	43-27-12, 98 PTS.	.598	251*	222*	3RD PAC./6TH WEST	87-480 (.181)	84-510 (.835)	2.67	26-10-5	17-17-7	6-5-7
2006-07	48-20-14, 110 PTS.	.689	254*	198*	1ST PAC./2ND WEST	89-398 (.224)	61-410 (.851)	2.37	26-6-9	22-14-5	9-4-10
2007-08	47-27-8, 102 PTS.	.622	197*	184*	2ND PAC./4TH WEST	60-361 (.166)	69-408 (.831)	2.24	28-9-4	19-18-4	12-1-7
2008-09	42-33-7, 91 PTS.	.562	238*	235*	2ND PAC./8TH WEST	73-309 (.236)	78-385 (.797)	2.87	20-18-3	22-15-4	12-4-3
2009-10	39-32-11, 89 PTS.	.543	233*	243*	4TH PAC./11TH WEST	63-300 (.210)	67-324 (.793)	2.96	25-11-5	14-21-6	8-3-8
TOTALS	557-539-184, 1298 PTS.	.509	3,393	3,520		970-5691 (.170)	1024-5902 (.826)	2.71	318-226-96	239-313-88	83-56-142

*DOES NOT INCLUDE "TEAM" GOALS AWARDED FOR SHOOTOUT WINS

ALL-TIME DUCKS RECORD BY MONTH

SEASON	OCTOBER	NOVEMBER	DECEMBER	JANUARY	FEBRUARY	MARCH	APRIL	MAY
1993-94	2-8-2	6-7-0	6-8-0	6-6-2	4-6-1	6-8-0	3-3-0	-----
1994-95	-----	-----	-----	3-3-0	2-8-1	4-8-3	6-7-1	1-1-0
1995-96	3-8-0	8-5-1	3-9-3	4-5-1	5-8-0	7-3-2	5-1-1	-----
1996-97	1-9-2	6-5-2	6-5-1	7-5-1	6-6-1	7-3-4	3-0-2	-----
1997-98	5-4-4	6-8-1	2-8-2	4-7-2	3-2-0	4-9-2	2-5-2	-----
1998-99	3-3-3	5-7-1	5-3-4	4-9-1	10-3-0	6-4-2	2-5-2	-----
1999-00	6-5-1-1	6-5-1-0	6-6-2-0	4-7-2-0	5-3-4-0	5-5-2-1	2-2-0-1	-----
2000-01	6-4-1-2	2-8-3-1	5-7-1-1	2-10-1-0	3-5-2-1	6-5-2-0	1-2-1-0	-----
2001-02	4-7-1-0	3-9-2-0	6-5-2-3	6-8-1-0	2-3-0-0	6-7-1-0	2-3-1-0	-----
2002-03	3-5-3-0	5-2-3-3	7-7-0-0	7-4-1-1	8-5-1-0	9-3-1-1	1-1-0-1	-----
2003-04	4-5-1-1	4-2-3-4	5-8-0-0	3-7-4-1	7-4-1-2	5-9-1-0	1-0-0-0	-----
2005-06	6-5-1	5-6-3	6-4-2	7-2-4	3-2-1	11-4-1	5-4-0	-----
2006-07	9-0-3	10-2-3	9-5-0	4-5-2	5-5-2	10-3-2	1-0-2	-----
2007-08	4-7-2	8-4-2	7-6-1	8-4-1	10-2-1	8-4-1	2-0-0	-----
2008-09	6-5-1	8-3-2	5-7-1	6-7-1	6-6-0	8-4-1	3-1-1	-----
2009-10	4-6-2	6-5-2	6-6-3	9-6-0	5-2-0	7-6-1	2-1-3	-----
TOTALS	66-81-31	88-80-37	84-94-26	84-95-26	84-70-18	109-85-28	41-35-18	1-1-0

ALL-TIME RECORDS AT THE ALL-STAR BREAK AND AT THE HALFWAY POINT

SEASON	DATE OF ALL-STAR GAME (HOST TEAM)	RECORD BEFORE	RECORD AFTER	FIRST HALF OF SEASON	SECOND HALF OF SEASON	OVERALL RECORD
1993-94	JAN. 22 (NYR)	18-27-4	15-19-1	16-24-2	17-22-3	33-46-5
1994-95	NONE	-----	-----	7-15-2	9-12-3	16-27-5
1995-96	JAN. 20 (BOS)	16-26-5	19-13-3	15-22-4	20-17-4	35-39-8
1996-97	JAN. 18 (SJ)	17-22-5	19-11-8	15-21-5	21-12-8	36-33-13
1997-98	JAN. 18 (VAN)	15-25-8	11-18-5	13-21-7	13-22-6	26-43-13
1998-99	JAN. 24 (TB)	17-19-9	18-15-4	16-17-8	19-17-5	35-34-13
1999-00	FEB. 6 (TOR)	22-23-8-1	12-10-4-2	18-17-5-1	16-16-7-2	34-33-12-3
2000-01	FEB. 4 (COL)	16-29-6-4	9-12-5-1	13-19-5-4	12-22-6-1	25-41-11-5
2001-02	FEB. 2 (LA)	19-29-6-3	10-13-2-0	13-20-5-3	16-22-3-0	29-42-8-3
2002-03	FEB. 2 (FLA)	22-18-7-4	18-9-2-2	15-16-7-3	25-11-2-3	40-27-9-6
2003-04	FEB. 8 (MIN)	17-23-8-7	12-12-2-1	13-17-6-5	16-18-4-3	29-35-10-8
2005-06	NONE	-----	-----	18-16-7	25-11-5	43-27-12
2006-07	JAN. 24 (DAL)	30-12-8	18-8-6	28-7-6	20-13-8	48-20-14
2007-08	JAN. 27 (ATL)	27-20-6	20-7-2	19-17-5	28-10-3	47-27-8
2008-09	JAN. 25 (MTL)	23-21-5	19-12-2	21-15-5	21-18-2	42-33-7
2009-10	NONE	-----	-----	16-18-7	23-14-4	39-32-11
TOTALS		259-294-104	200-159-52	256-282-102	301-257-82	557-539-184

DUCKS SEASON TOTALS

ALL-TIME DUCKS RECORD BY DAY OF THE WEEK

SEASON	SUNDAY	MONDAY	TUESDAY	WEDNESDAY	THURSDAY	FRIDAY	SATURDAY
1993-94	6-11-1	2-4-0	3-3-1	9-11-1	1-6-1	7-7-1	5-4-0
1994-95	3-6-1	3-1-0	0-5-1	4-4-0	3-2-1	1-7-2	2-2-0
1995-96	11-5-3	1-6-0	2-3-1	10-10-1	0-4-1	9-8-1	2-3-1
1996-97	6-5-4	4-3-1	0-3-1	11-9-3	0-3-1	12-5-2	3-5-1
1997-98	4-8-3	1-5-1	1-3-2	6-15-1	2-2-2	5-6-2	7-4-2
1998-99	7-4-1	4-3-1	1-1-1	9-10-3	2-3-1	8-9-3	4-4-3
1999-00	8-2-0-1	4-5-0-0	5-2-1-0	5-11-4-1	0-2-2-0	9-4-4-0	3-7-1-1
2000-01	8-8-2-0	2-2-0-1	2-2-0-0	5-14-3-1	1-2-1-1	5-8-4-2	2-5-1-0
2001-02	6-8-0-1	2-3-1-0	2-3-0-0	8-10-3-2	1-4-1-0	6-9-2-0	4-5-1-0
2002-03	12-4-3-0	1-1-1-1	3-3-1-2	12-5-1-0	6-3-1-1	4-7-2-2	2-4-0-0
2003-04	6-8-3-1	2-3-2-1	4-2-0-2	10-3-5-1	0-3-0-0	5-9-0-2	2-7-0-1
2005-06	9-3-2	5-2-3	4-5-0	6-10-0	2-3-1	8-2-4	9-2-2
2006-07	9-3-2	5-1-0	5-3-2	8-2-5	5-2-1	9-5-3	7-4-1
2007-08	9-4-2	4-1-0	5-2-1	10-5-2	6-3-0	7-6-2	6-6-1
2008-09	10-7-0	3-2-0	7-4-1	7-9-0	2-5-0	4-6-4	9-0-2
2009-10	6-2-3	4-2-0	5-5-2	8-6-0	4-6-1	5-2-4	7-9-1
TOTALS	120-88-33	47-44-13	49-49-19	128-134-37	35-53-17	104-100-46	74-71-19

ALL-TIME DUCKS RECORD BY DIVISION/CONFERENCE

SEASON	PACIFIC	CENTRAL	NORTHWEST	WEST	NORTHEAST	ATLANTIC	SOUTHEAST	EAST	OVERALL
1993-94	11-18-1	12-12-2	-----	23-30-3	4-8-2	6-8-0	-----	10-16-2	33-46-5
1994-95	11-10-3	5-17-2	-----	16-27-5	-----	-----	-----	-----	16-27-5
1995-96	15-16-1	7-14-3	-----	22-30-4	8-4-0	5-5-4	-----	13-9-4	35-39-8
1996-97	13-12-7	11-10-3	-----	24-22-10	5-5-2	7-6-1	-----	12-11-3	36-33-13
1997-98	11-17-4	5-15-4	-----	16-32-8	3-8-1	7-3-4	-----	10-11-5	26-43-13
1998-99	12-7-5	7-8-1	6-9-2	25-24-8	2-4-2	4-3-3	4-3-0	10-10-5	35-34-13
1999-00	11-9-3-1	10-5-2-0	5-8-3-0	26-22-8-1	2-6-1-0	2-3-2-1	4-2-1-1	8-11-4-2	34-33-12-3
2000-01	5-10-2-3	4-13-2-1	6-9-5-0	15-32-9-4	1-3-1-1	5-3-0-0	4-3-1-0	10-9-2-1	25-41-11-5
2001-02	8-9-2-1	7-11-2-0	6-9-3-2	21-29-7-3	0-5-1-0	5-2-0-0	3-6-0-0	8-13-1-0	29-42-8-3
2002-03	8-9-3-0	15-3-0-2	8-7-3-2	31-19-6-4	3-3-1-0	1-3-1-2	5-2-1-0	9-8-3-2	40-27-9-6
2003-04	8-10-4-2	6-7-4-3	8-9-1-2	22-26-9-7	1-4-0-1	2-3-1-0	4-2-0-0	7-9-1-1	29-35-10-8
2005-06	18-9-5	13-5-2	7-11-2	38-25-9	2-1-2	-----	3-1-1	5-2-3	43-27-12
2006-07	19-8-5	12-5-3	11-5-4	42-18-12	-----	2-1-2	4-1-0	6-2-2	48-20-14
2007-08	17-10-5	13-5-2	9-10-1	38-25-8	5-0-0	3-2-0	-----	8-2-0	47-27-8
2008-09	12-10-2	10-7-3	13-6-1	35-23-6	5-1-0	1-4-1	1-5-0	7-10-1	42-33-7
2009-10	7-13-4	10-8-2	13-4-3	30-25-9	3-1-2	2-4-0	4-2-0	9-7-2	39-32-11
TOTALS	186-177-63	147-145-43	92-87-34	424-409-140	44-53-17	52-50-22	36-27-5	132-130-44	557-539-184

*THE NHL EXPANDED TO SIX DIVISIONS FROM FOUR IN 1998-99

ALL-TIME DUCKS RECORD VS. GOALS SCORED & ALLOWED

Season	WHEN SCORING					WHEN ALLOWING						
	0 goals	1 goal	2 goals	3 goals	4 goals	5+ goals	0 goals	1 goal	2 goals	3 goals	4 goals	5+ goals
1993-94	0-9-0	1-6-1	3-19-2	10-9-1	6-3-1	13-0-0	3-0-0	10-2-1	11-3-2	7-13-1	1-15-1	1-13-0
1994-95	0-6-0	0-7-0	1-8-2	5-4-2	3-1-1	7-1-0	2-0-0	5-0-0	3-4-2	4-5-2	2-4-1	0-14-0
1995-96	0-2-0	1-14-0	6-13-6	7-7-1	8-3-1	13-0-0	4-0-0	10-0-0	13-3-6	6-11-1	2-9-1	0-16-0
1996-97	0-1-0	1-11-3	4-9-4	9-10-2	11-1-1	11-1-3	6-0-0	11-0-3	12-2-4	5-8-2	2-12-1	0-11-3
1997-98	0-11-0	0-6-1	4-17-3	6-8-8	9-1-0	7-0-1	4-0-0	6-0-1	8-4-3	6-12-8	2-10-0	0-17-1
1998-99	0-5-0	3-14-0	3-11-8	10-4-2	6-0-3	13-0-0	7-0-0	17-4-0	3-3-7	5-10-3	3-9-3	0-8-0
1999-00	0-5-0-0	2-12-2-0	5-10-3-1	9-5-3-2	10-1-3-0	8-0-1-0	5-0-0-0	13-0-2-0	10-8-3-0	5-5-3-1	0-10-3-2	1-10-1-0
2000-01	0-9-0-0	3-9-2-1	3-19-5-3	5-3-3-0	8-1-1-1	6-0-0-0	6-0-0-0	6-2-2-0	7-1-5-1	4-13-3-3	2-12-1-0	0-13-0-1
2001-02	0-4-0-1	1-19-3-0	8-16-4-2	7-3-1-0	7-0-0-0	6-0-0-0	5-0-0-0	14-2-3-1	8-8-4-0	1-15-1-2	1-10-0-0	0-7-0-0
2002-03	0-6-0-0	2-11-1-2	7-6-7-3	13-3-0-1	11-1-1-0	7-0-0-0	9-0-0-0	11-2-1-0	12-5-7-2	7-3-0-3	0-13-1-1	1-4-0-0
2003-04	0-5-0-0	1-18-4-3	7-11-3-1	7-0-2-4	8-1-1-0	6-0-0-0	5-0-0-0	10-1-4-0	7-10-3-3	6-10-1-2	0-5-1-4	1-9-0-0
2005-06	0-3-1	1-9-1	6-9-5	4-5-4	13-1-0	19-1-0	3-0-0	11-1-1	12-3-1	11-11-5	6-7-4	0-5-1
2006-07	0-6-0	0-4-1	7-5-5	12-4-5	13-1-3	16-0-0	5-0-0	15-2-0	16-4-2	7-5-5	4-6-4	1-3-3
2007-08	0-9-1	0-10-1	15-6-4	11-1-1	12-1-0	9-0-1	3-0-0	23-2-1	13-5-1	8-6-4	0-7-1	0-7-1
2008-09	0-5-0	3-7-0	5-11-2	9-8-2	14-2-2	11-0-1	6-0-0	7-1-0	15-4-0	11-10-2	2-11-3	1-7-2
2009-10	0-6-0	0-11-0	3-6-5	13-6-3	14-3-3	9-0-0	3-0-0	8-1-0	19-1-2	6-8-5	3-9-4	0-13-0
Totals	0-92-3	19-168-26	87-176-78	137-80-47	153-21-22	161-2-8	76-0-0	177-20-20	169-68-58	99-145-57	30-149-36	6-157-13

GAME MARGINS AND STREAKS

ALL-TIME GAMES WITH LARGEST MARGINS

BIGGEST WINS

Date	Margin of Victory	Opponent	Score	Goaltenders (Ducks/Opp.)	Notes
12/20/96	7 goals	vs. Calgary	7-0	Hebert/Kidd	Ducks score 3 shorthanded; P. Kariya - 2-3=5
11/9/06	6 goals	@ Vancouver	6-0	Giguere/Luongo, Sabourin	Getzlaf scores 2 goals; Giguere shutout
1/29/00	6 goals	@ Pittsburgh	7-1	Hebert/Aubin, Skudra	Ties largest win ever on road; first win @ PIT
10/19/99	6 goals	@ Washington	7-1	Hebert/Kolzig, Billington	Cullen-Kariya-Selanne line 10 pts.
4/11/10	5 goals	vs. Edmonton	7-2	Hiller, McElhinney/Deslauriers	5 Ducks record multi-point games
10/30/09	5 goals	vs. Vancouver	7-2	Hiller/Raycroft, Schneider	Niedermayer reaches 700-point plateau
10/8/09	5 goals	@ Boston	6-1	Hiller/Thomas	Selanne & Perry 2 goals each
3/25/09	5 goals	@ Colorado	7-2	Hiller/Budaj,Raycroft	4 goals in 2nd period on 8 shots
1/9/08	5 goals	vs. Toronto	5-0	Giguere/Toskala	Giguere shutout; Perry, Bertuzzi 3 pts. each
12/8/06	5 goals	@ Washington	6-1	Giguere/Kolzig	Marchant scores 1-2-3 pts. with a +3
11/21/06	5 goals	vs. San Jose	5-0	Giguere/Nabokov	Selanne scores 2 goals; Giguere shutout
11/30/05	5 goals	vs. Phoenix	6-1	Bryzgalov/LeNeveu	Penner scores first 2 NHL goals
3/24/03	5 goals	vs. Columbus	5-0	Giguere/Denis, Labbe	Giguere shutout; Niedermayer two goals
12/15/02	5 goals	vs. Pittsburgh	5-0	Giguere/Aubin	Giguere records third straight shutout
1/25/02	5 goals	@ Dallas	6-1	Giguere/Belfour, Turco	Cullen two goals; Tverdovsky three assists
11/4/01	5 goals	vs. Atlanta	5-0	Giguere/Hnilicka	D. Bylsma two goals; Giguere shutout
1/1/99	5 goals	@ Buffalo	7-2	Hebert/Hasek	T. Selanne scores 3-2=5 pts. with a +4
12/16/98	5 goals	vs. Nashville	6-1	Hebert/Vokoun	T. Selanne & T. Green score 2 goals each
1/21/98	5 goals	vs. Florida	8-3	Hebert/Vanbiesbrouck, Weekes	P. Kariya scores 3-2=5 pts. with a +5
11/5/95	5 goals	vs. New Jersey	6-1	Hebert/Brodeur, Terreri	Ducks score 6-straight after early 1-0 deficit
10/29/95	5 goals	vs. Calgary	7-2	Hebert/Kidd, Tabaracci	Ducks score club-record 5 goals in the 1st
5/3/95	5 goals	vs. Toronto	6-1	Shtalenkov/Rhodes	Ducks' rookies combined for 3-8=11 pts
3/15/95	5 goals	@ Calgary	5-0	Hebert/Trefilov, Kidd	P. Kariya & S. Rucchin score 2 goals each

BIGGEST LOSSES

Date	Margin of Defeat	Opponent	Score	Goaltenders (Ducks/Opp.)	Notes
3/21/01	8 goals	@ Dallas	8-0	Giguere, Naumenko/Belfour	Brett Hull scores four goals
3/24/00	7 goals	@ Vancouver	8-1	Hebert, Roussel/Potvin	Peter Schaefer - 2-2=4 points
2/1/95	7 goals	@ Dallas	9-2	Shtalenkov, Hebert/Moog	Mike Modano - 2-4=6 points
2/26/09	6 goals	@ Boston	6-0	Giguere, Hiller/Thomas	Kobasew, Ryder - 2 goals each in 2nd
11/21/01	6 goals	@ Florida	6-0	Giguere/Luongo	Panthers net four in 2nd
12/22/99	6 goals	vs. Phoenix	8-2	Hebert, Roussel/Essensa	Phoenix scores five goals in 3rd
3/31/99	6 goals	@ New Jersey	7-1	Hebert, Roussel/Brodeur	Vadim Sharifijanov scores 2 goals
12/27/95	6 goals	@ Los Angeles	7-1	Shtalenkov, Hebert/Hrudey	Kings - 7 players with multiple-pt. games
3/6/94	6 goals	@ San Jose	6-0	Hebert, Shtalenkov/Irbe	Sharks - 3 players with 3 points each

GAME MARGINS AND STREAKS

ALL-TIME RECORD STREAKS

WINNING STREAKS

Longest Winning Streaks

7 games (Feb. 20-Mar. 7, 1999)
 6 games (Feb. 17-Mar. 3, 2008)
 6 games (Jan. 7-Jan. 18, 2008)
 6 games (Mar. 17-Mar. 25, 2006)
 6 games (Jan. 23-Feb. 6, 2002)
 6 games (Mar. 8-Mar. 22, 1996)
 5 games (Jan. 5-Jan. 13, 2010)
 5 games (Mar. 18-Mar. 25, 2009)
 5 games (Oct. 21-Oct. 29, 2008)
 5 games (Feb. 5-Feb. 12, 2008)
 5 games (Mar. 2-Mar. 11, 2007)
 5 games (Dec. 6-Dec. 13, 2006)
 5 games (Nov. 24-Dec. 2, 2006)
 5 games (Dec. 6-Dec. 18, 2002)
 5 games (Mar. 4-Mar. 13, 2001)

Longest Home Winning Streaks

11 games (Dec. 8, 2009-Feb. 10, 2010)
 10 games (Feb. 17-Mar. 26, 2008)
 7 games (Dec. 19-Jan. 15, 2008)
 7 games (Mar. 7-Apr. 4, 2006)
 6 games (Feb. 25-Mar. 11, 2007)
 6 games (Dec. 1-Dec. 12, 2002)
 5 games (Mar. 14-Mar. 29, 2010)
 5 games (Nov. 24-Dec. 14, 2008)
 5 games (Jan. 30-Feb. 18, 2004)
 5 games (Mar. 4-Apr. 1, 2001)
 5 games (Mar. 8-Apr. 3, 1996)
 5 games (Oct. 22-Nov. 5, 1995)

Longest Road Winning Streaks

7 games (Nov. 28-Dec. 13, 2006)
 6 games (Mar. 19-Apr. 4, 2009)
 5 games (Oct. 21-Nov. 4, 2008)
 5 games (Feb. 5-Feb. 12, 2008)
 5 games (Nov. 26-Dec. 26, 2000)
 4 games (Dec. 10-Dec. 27, 2007)
 4 games (Mar. 17-Mar. 25, 2006)
 4 games (Feb. 5-Feb. 15, 1999)
 4 games (Nov. 19-Nov. 24, 1993)

LOSING STREAKS

Longest Losing Streaks

8 games (Nov. 3-Nov. 20, 2005)
 8 games (Oct. 12-30, 1996)
 7 games (Mar. 1-13, 1998)
 6 games (Jan. 20-Feb. 2, 2008)
 6 games (Nov. 14-24, 2001)
 6 games (Jan. 19-31, 2001)
 6 games (Oct. 20-31, 1993)

Longest Home Losing Streaks

8 games (Jan. 10-Feb. 9, 2001)
 6 games (Nov. 4-Nov. 20, 2005)
 6 games (Feb. 7-Mar. 11, 1998)
 5 games (Oct. 16-30, 1996)
 4 games (Oct. 17-Oct. 26, 2009)
 4 games (Feb. 15-Mar. 8, 2009)
 4 games (Dec. 17-Dec. 22, 1995)
 4 games (Dec. 22, 1993-Jan. 12, 1994)

Longest Road Losing Streaks

7 games (Oct. 8-Nov. 12, 2005)
 6 games (Sept. 29-Oct. 23, 2007)
 6 games (Dec. 2-Dec. 27, 2003)
 6 games (Mar. 26-Apr. 21, 1995)
 6 games (Feb. 23-Mar. 11, 1995)
 6 games (Oct. 20-Nov. 14, 1993)

UNBEATEN STREAKS

Longest Unbeaten Streaks

12 games (Feb. 22-Mar. 19, 1997; 7-0-5)
 8 games (Feb. 20-Mar. 10, 1999; 7-0-1)
 7 games (Mar. 28-Apr. 11, 1997; 5-0-2)
 7 games (Mar. 8-24, 1996; 6-0-1)
 6 games (Feb. 17-Mar. 3, 2008; 6-0-0)
 6 games (Jan. 7-Jan. 18, 2008; 6-0-0)
 6 games (Jan. 23-Feb. 6, 2002; 6-0-0)
 6 games (Dec. 6-18, 1998; 4-0-2)
 6 games (Oct. 15-31, 1998; 3-0-3)

Longest Home Unbeaten Streaks

14 games (Feb. 12-Apr. 9, 1997; 10-0-4)
 11 games (Dec. 8, 2009-Feb. 10, 2010; 11-0-0)
 10 games (Feb. 17-Mar. 26, 2008; 10-0-0)
 9 games (Nov. 24-Dec. 22, 2002; 6-0-3-0)
 9 games (Mar. 8-Apr. 14, 1996; 8-0-1)
 7 games (Dec. 19-Jan. 15, 2008; 7-0-0)
 6 games (Feb. 25-Mar. 11, 2007; 6-0-0)
 6 games (Feb. 26-Mar. 17, 1999; 4-0-2)
 6 games (Nov. 22-Dec. 18, 1998; 4-0-2)

Longest Road Unbeaten Streaks

7 games (Nov. 28-Dec. 13, 2006; 7-0-0)
 6 games (Mar. 19-Apr. 4, 2009; 6-0-0)
 5 games (Oct. 21-Nov. 4, 2008; 5-0-0)
 5 games (Feb. 5-Feb. 12, 2008; 5-0-0)
 5 games (Jan. 29-Feb. 8, 2000; 3-0-2-0)
 5 games (Nov. 26-Dec. 26, 1999; 5-0-0)
 5 games (Mar. 19-26, 1998; 3-0-2)
 5 games (Oct. 21-30, 1997; 3-0-2)
 5 games (Jan. 2-19, 1994; 3-0-2)

WINLESS STREAKS

Longest Winless Streaks

9 games (Nov. 7-Nov. 24, 2001; 0-7-2-0)
 9 games (Oct. 10-30, 1996; 0-8-1)
 9 games (Nov. 21-Dec. 10, 1995; 0-6-3)
 8 games (Jan. 2, 2004-Jan. 15, 2004; 0-5-3-0)
 8 games (Dec. 27-Jan. 12, 2002; 0-6-2-0)
 8 games (Oct. 30-Nov. 15, 2000; 0-6-2-0)
 7 games (Dec. 26, 2002-Jan. 8, 2003; 0-6-1-0)
 7 games (Dec. 27-Jan. 12, 2000; 0-6-1-0)
 7 games (Mar. 1-13, 1998; 0-7-0)

Longest Home Winless Streaks

11 games (Jan. 5-Feb. 14, 2001; 0-8-3-0)
 7 games (Dec. 21-Jan. 21, 2003; 0-3-4-0)
 6 games (Nov. 7-Nov. 30, 2001; 0-4-2-0)
 6 games (Nov. 22-Dec. 10, 1999; 0-4-2)
 6 games (Feb. 7-Mar. 11, 1998; 0-6-0)
 5 games (Nov. 10-19, 1997; 0-4-1)
 5 games (Oct. 16-30, 1996; 0-5-0)

Longest Road Winless Streaks

13 games (Nov. 1-Dec. 27, 2003; 0-8-2-3)
 10 games (Mar. 26-Oct. 11, 1995; 0-9-1)
 8 games (Dec. 27, 2001-Jan. 19, 2002; 0-6-2-0)
 8 games (Nov. 29, 1997-Jan. 1, 1998; 0-6-2-0)
 7 games (Dec. 22-Jan. 15, 2001; 0-5-1-1)
 7 games (Dec. 27-Jan. 22, 2000; 0-6-1-0)
 7 games (Nov. 22-Dec. 27, 1995; 0-5-2)

SEASON-BY-SEASON STREAKS

Season Longest Winning Streak

1993-94 4 games (11/19-11/24)
 1994-95 2 games (two times)
 1995-96 6 games (3/8-3/22)
 1996-97 3 games (two times)
 1997-98 3 games (two times)
 1998-99 7 games (2/20-3/7)
 1999-00 4 games (12/12-12/19)
 2000-01 5 games (3/4-3/13)
 2001-02 6 games (1/23-2/6)
 2002-03 5 games (12/6-12/18)
 2003-04 3 games (three times)
 2005-06 6 games (3/17-3/25)
 2006-07 5 games (three times)
 2007-08 6 games (two times)
 2008-09 5 games (two times)
 2009-10 5 games (1/5-1/13)

Season Longest Losing Streak

6 games (10/20-10/31)
 3 games (five times)
 5 games (12/17-12/27)
 8 games (10/12-10/30)
 7 games (3/1-3/13)
 3 games (four times)
 4 games (12/27-1/5)
 6 games (1/19-1/31)
 6 games (11/14-11/24)
 5 games (12/16-1/3)
 4 games (three times)
 8 games (11/3-11/20)
 4 games (two times)
 6 games (1/20-2/2)
 4 games (10/9-10/15)
 5 games (3/3-3/12)

Season Longest Unbeaten Streak

4 games (twice; 2-0-2, 4-0-0)
 2 games (five times)
 7 games (3/8-3/24; 6-0-1)
 12 games (2/22-3/19; 7-0-5)
 5 games (3/19-3/26; 3-0-2)
 8 games (2/20-3/10; 7-0-1)
 5 games (11/29-2/8; 3-0-2-0)
 5 games (3/13-3/24; 5-0-0-0)
 6 games (11/23-6/6; 6-0-0-0)
 5 games (12/16-12/18; 5-0-0-0)
 3 games (three times)
Longest Point Streak
 6 games (twice)
 16 games (10/6-11/9; 12-0-1-3)
 9 games (11/2-1/18; 8-0-0-1)
 9 games (10/21-11/5; 8-0-0-1)
 7 games (3/28-4/8; 4-0-0-3)

Season Longest Winless Streak

6 games (10/20-10/31; 0-6-0)
 5 games (3/3-3/11; 0-4-1)
 9 games (11/22-12/10; 0-6-3)
 9 games (10/10-10/30; 0-8-1)
 7 games (3/1-3/13; 0-7-0)
 5 games (three times)
 7 games (12/17-1/12; 0-6-1-0)
 8 games (10/30-11/15; 0-6-2-0)
 9 games (11/7-11/24; 0-7-2-0)
 7 games (12/26-1/8; 0-6-1-0)
 8 games (1/2-1/15; 0-5-3-0)

ALL-TIME OVERTIME RECORDS

REGULAR SEASON

SEASON	OT GAMES	HOME	ROAD	TOTAL
1993-94	12	1-5-2	1-0-3	2-5-5
1994-95	7	2-0-4	0-0-1	2-0-5
1995-96	16	3-2-4	3-0-4	6-2-8
1996-97	16	0-0-6	3-0-7	3-0-13
1997-98	20	2-1-6	1-3-7	3-4-13
1998-99	17	1-2-6	0-1-7	1-3-13
1999-00	18	3-2-7	0-1-5	3-3-12
2000-01	20	3-2-4	1-3-7	4-5-11
2001-02	14	1-2-5	2-1-3	3-3-8
2002-03	21	3-2-7	3-4-2	6-6-9
2003-04	22	3-4-7	1-4-3	4-8-10
*2005-06	18	4-2-3	2-3-4	6-5-78
*2006-07	23	3-2-7	6-2-3	9-4-10
*2007-08	20	10-1-3	2-0-4	12-1-7
*2008-09	19	5-1-2	7-3-1	12-4-3
*2009-10	19	4-1-4	4-2-4	8-3-8
TOTALS	282	48-29-77	36-27-65	84-56-142

*Beginning with the 2005-06 season, the third number in the OT column is shootout losses

OVERTIME SUMMARY BY OPPONENT

Record: Win - Loss (OT or SO) - Tie

OPPONENT	DATE	SITE	RESULT	GW/GT GOAL (time of goal)	
Boston (1-2-3)	10/15/93	Anaheim	1-1 tie	Joe Juneau (8:42 of 3rd)	
	2/21/96	Anaheim	4-3 win	Alex Hicks (1:35 of OT)	
	10/11/00	Anaheim	3-2 loss	Joe Thornton (2:03 of OT)	
	10/17/00	Anaheim	2-2 tie	Martin Lapointe (17:24 of 2nd)	
	10/19/03	Anaheim	4-3 loss	Sergei Samsonov (4:08 of OT)	
Buffalo (1-2-3)	1/16/06	Boston	4-3 loss	Patrice Bergeron (1:55 of OT)	
	3/8/96	Anaheim	3-2 win	Paul Kariya (2:03 of OT)	
	12/6/96	Buffalo	1-1 tie	Derek Plante (17:53 of 1st)	
	1/6/99	Anaheim	3-2 loss	Michael Peca (0:29 of OT)	
	2/1/00	Buffalo	2-2 tie	Steve Rucchin (14:16 of 3rd)	
Calgary (5-1-7)	10/20/00	Buffalo	2-2 tie	Chris Gratton (19:52 of 3rd)	
	12/8/05	Buffalo	3-2 loss	Maxim Afinogenov (2:11 of OT)	
	10/17/93	Anaheim	2-2 tie	Joe Nieuwendyk (19:41 of 3rd)	
	3/16/97	Anaheim	2-2 tie	Dave Gagner (6:43 of 3rd)	
	11/7/97	Calgary	4-3 win	Scott Young (3:34 of OT)	
	11/29/97	Calgary	3-2 loss	Sandy McCarthy (1:56 of OT)	
	4/5/98	Anaheim	3-3 tie	Travis Green (8:21 of 3rd)	
	2/16/00	Anaheim	6-5 win	Oleg Tverdovsky (1:40 of OT)	
	11/24/00	Calgary	2-2 tie	Jarome Iginla (12:37 of 2nd)	
	1/5/01	Anaheim	4-4 tie	Teemu Selanne (11:54 of 3rd)	
	11/7/00	Anaheim	3-3 tie	Dave Lowry (15:58 of 3rd)	
Carolina (1-0-2)	2/12/03	Anaheim	4-3 win	Mike Leclerc (0:10 of OT)	
	3/16/03	Anaheim	2-2 tie	Petr Sykora (19:29 of 3rd)	
	2/11/09	Anaheim	3-2 win	Scott Niedermayer (0:55 of OT)*	
	11/23/09	Anaheim	3-2 win	Teemu Selanne (SO)	
	11/11/98	Anaheim	5-4 win	Steve Rucchin (1:04 of OT)	
	1/7/00	Carolina	4-4 tie	Glen Wesley (12:33 of 3rd)	
	2/11/01	Anaheim	2-2 tie	Mike Leclerc (11:34 of 3rd)	
	Chicago (1-3-5)	11/24/95	Anaheim	5-4 loss	Brent Sutter (3:08 of OT)
		3/24/96	Chicago	2-2 tie	Alex Hicks (7:24 of 3rd)
		4/1/97	Anaheim	3-3 tie	Steve Rucchin (8:43 of 3rd)
		2/1/98	Anaheim	4-3 win	Teemu Selanne (2:51 of OT)
10/21/99		Chicago	5-5 tie	Teemu Selanne (18:47 of 3rd)	
3/15/02		Anaheim	1-1 tie	Steve Sullivan (9:09 of 3rd)	
10/26/03		Chicago	1-1 tie	Joffrey Lupul (12:50 of 3rd)	
11/17/06		Anaheim	4-3 loss	Tuomo Ruutu (SO)	
3/3/09		Chicago	3-2 loss	Martin Havlat (1:40 of OT)	
10/10/96		Colorado	6-6 tie	Teemu Selanne (19:18 of 3rd)	
Colorado (6-4-7)	11/3/96	Anaheim	1-1 tie	Roman Oksita (19:58 of 3rd)	
	3/9/97	Colorado	2-2 tie	Teemu Selanne (16:42 of 3rd)	
	4/13/98	Anaheim	2-2 tie	Frank Banham (13:44 of 3rd)	
	1/21/00	Anaheim	3-3 tie	Teemu Selanne (18:20 of 3rd)	
	4/4/01	Colorado	1-1 tie	Joe Sakic (16:28 of 2nd)	
	12/10/01	Colorado	1-1 tie	Joe Sakic (19:54 of 2nd)	
	10/20/02	Anaheim	3-2 win	Andy McDonald (4:49 of OT)	
	11/8/02	Colorado	3-2 win	Niclas Havelid (0:20 of OT)	
	4/4/03	Anaheim	4-3 loss	Milan Hejduk (4:50 of OT)	
	11/18/03	Colorado	2-1 loss	Teemu Selanne (3:11 of OT)	
	1/30/04	Anaheim	4-3 win	Niclas Havelid (3:39 of OT)	
3/22/06	Anaheim	5-4 win	Jonathan Hedstrom (3:22 of OT)		

ALL-TIME OVERTIME RECORDS

OPPONENT	DATE	SITE	RESULT	GW/GT GOAL (time of goal)
Columbus (3-3-1)	11/22/06	Colorado	3-2 loss	Joe Sakic (SO)
	1/13/07	Anaheim	3-2 loss	Milan Hejduk (SO)
	12/19/07	Anaheim	2-1 win	Mathieu Schneider (3:31 of OT)
	2/20/08	Anaheim	3-2 win	Corey Perry (SO)
	12/13/00	Anaheim	5-4 win	Niclas Havelid (2:13 of OT)
	1/11/04	Anaheim	2-2 tie	Rick Nash (14:37 of 3rd)
	3/5/06	Anaheim	3-2 loss	Rick Nash (SO)
	3/14/07	Anaheim	5-4 loss	David Vyborny (SO)
	11/1/07	Anaheim	2-1 win	Mathieu Schneider (SO)
	12/10/07	Columbus	4-3 win	Chris Pronger (3:14 of OT)
Dallas (7-7-4)	11/13/09	Columbus	3-2 loss	Kristian Huselius (SO)
	12/22/93	Anaheim	3-2 loss	Dean Evason (3:20 of OT)
	1/11/98	Anaheim	2-1 win	Joe Sacco (3:38 of OT)
	10/30/98	Dallas	3-3 tie	Teemu Selanne (19:49 of 3rd)
	2/16/01	Dallas	3-2 loss	Derian Hatcher (1:35 of OT)
	11/11/01	Anaheim	2-2 tie	Jere Lehtinen (15:00 of 3rd)
	11/19/03	Dallas	3-3 tie	Andy McDonald (8:19 of 3rd)
	1/5/04	Anaheim	2-2 tie	Rob Niedermayer (9:59 of 3rd)
	1/6/06	Dallas	4-3 loss	Antti Miettinen (SO)
	3/31/06	Anaheim	5-4 win	Rob Niedermayer (SO)
Detroit (2-4-7)	10/15/06	Anaheim	4-3 loss	Jussi Jokinen (SO)
	3/22/07	Anaheim	3-2 win	Scott Niedermayer (2:28 of OT)
	4/6/07	Dallas	2-1 loss	Ladislav Nagy (SO)
	3/30/08	Anaheim	3-2 win	Chris Kunitz (SO)
	11/22/08	Dallas	2-1 win	Ryan Getzlaf (SO)
	12/27/08	Dallas	4-3 loss	Mike Modano (3:34 of OT)
	4/10/09	Anaheim	4-3 win	Teemu Selanne (SO)
	12/8/09	Anaheim	4-3 win	Saku Koivu (4:13 of OT)
	4/8/10	Dallas	3-2 loss	Mike Modano (SO)
	1/19/94	Detroit	4-4 tie	Bob Corkum (12:05 of 2nd)
Edmonton (5-6-2)	3/9/95	Anaheim	4-4 tie	Paul Kariya (10:04 of 3rd)
	4/5/96	Anaheim	2-2 tie	Sergei Fedorov (16:52 of 3rd)
	3/2/97	Detroit	1-1 tie	Ted Drury (11:09 of 3rd)
	3/30/97	Detroit	1-0 win	Steve Rucchin (3:41 of OT)
	3/26/98	Detroit	3-3 tie	Pavel Trnka (6:29 of 3rd)
	12/22/00	Detroit	2-1 loss	Sergei Fedorov (0:19 of OT)
	4/3/02	Anaheim	1-1 tie	Luc Robitaille (11:48 of 2nd)
	11/15/02	Detroit	2-1 loss	Sergei Fedorov (4:39 of OT)
	1/21/04	Anaheim	2-2 tie	Vaclav Prospal (19:00 of 3rd)
	10/2/07	Detroit	3-2 loss	Jiri Hudler (SO)
10/29/08	Anaheim	5-4 win	Francois Beauchemin (1:39 of OT)	
Florida (1-1-3)	12/11/09	Detroit	3-2 loss	Todd Bertuzzi (1:07 of OT)
	3/31/94	Anaheim	3-2 loss	Jason Arnott (1:44 of OT)
	1/23/95	Anaheim	5-4 win	Peter Douris (4:20 of OT)
	4/5/95	Anaheim	4-3 win	Stephan LeBeau (4:09 of OT)
	2/8/97	Edmonton	2-1 win	Teemu Selanne (0:45 of OT)
	2/26/97	Anaheim	3-3 tie	Sean Pronger (17:16 of 3rd)
	11/20/98	Anaheim	3-2 loss	Andrei Kovalenko (0:39 of OT)
	2/14/01	Anaheim	3-3 tie	Mike Leclerc (18:54 of 3rd)
	12/5/01	Edmonton	3-2 loss	Steve Staios (1:21 of OT)
	2/2/04	Edmonton	2-1 loss	Jarret Stoll (0:36 of OT)
Los Angeles (8-12-10)	2/6/06	Edmonton	6-5 loss	Fernando Pisani (SO)
	11/28/06	Edmonton	3-2 win	Ryan Getzlaf (2:19 of OT)
	10/28/07	Anaheim	3-2 loss	Sam Gagner (SO)
	12/19/08	Edmonton	3-2 win	Corey Perry (SO)
	12/7/95	Florida	3-3 tie	Todd Krygier (11:44 of 3rd)
	1/4/98	Florida	3-3 tie	Teemu Selanne (19:20 of 3rd)
	10/16/99	Florida	3-2 loss	Jaroslav Spacek (1:26 of OT)
	1/3/01	Anaheim	3-2 win	Petr Tenkrat (4:01 of OT)
	11/24/02	Anaheim	4-4 tie	Kristian Huselius (19:46 of 3rd)
	3/21/95	Anaheim	3-3 tie	Dan Quinn (18:53 of 3rd)
4/23/95	Los Angeles	2-2 tie	Marty McSorley (19:19 of 3rd)	
12/31/95	Los Angeles	2-2 tie	Rick Tocchet (7:43 of 3rd)	
2/17/96	Los Angeles	2-1 win	Paul Kariya (4:07 of OT)	
1/25/97	Los Angeles	2-2 tie	Kai Nurminen (17:15 of 3rd)	
1/12/98	Los Angeles	3-2 loss	Ray Ferraro (2:04 of OT)	
1/24/98	Anaheim	3-3 tie	Paul Kariya (2:51 of 3rd)	
3/9/98	Los Angeles	4-3 loss	Yanic Perreault (4:19 of OT)	
4/15/99	Los Angeles	4-3 loss	Ray Ferraro (2:21 of OT)	
12/3/99	Anaheim	1-1 tie	Pavel Trnka (15:30 of 1st)	
3/15/00	Anaheim	2-2 tie	Bryan Smolinski (0:59 of 2nd)	
4/9/00	Anaheim	4-3 loss	Glen Murray (1:06 of OT)	
10/23/00	Anaheim	5-4 loss	Ziggy Palffy (1:04 of OT)	
3/24/01	Los Angeles	3-3 tie	Oleg Tverdovsky (12:51 of 3rd)	
12/16/01	Anaheim	3-2 loss	Aaron Miller (0:14 of OT)	
11/29/02	Anaheim	2-2 tie	Keith Carney (3:28 of 3rd)	

ALL-TIME OVERTIME RECORDS

OPPONENT	DATE	SITE	RESULT	GW/GT GOAL (time of goal)
	1/7/04	Anaheim	4-4 tie	Todd Simpson (10:54 of 3rd)
	1/28/04	Anaheim	4-3 loss	Joseph Corvo (2:37 of OT)
	12/16/05	Anaheim	4-3 loss	Alexander Frolov (SO)
	1/23/06	Los Angeles	3-2 loss	Joe Corvo (SO)
	1/30/06	Anaheim	4-3 win	Scott Niedermayer (1:48 of OT)
	10/22/06	Los Angeles	3-2 win	Ryan Getzlaf (SO)
	2/17/07	Los Angeles	3-2 win	Corey Perry (SO)
	2/18/07	Anaheim	4-3 loss	Lubomir Visnovsky (SO)
	3/1/07	Los Angeles	4-3 loss	Michael Cammalleri (3:17 of OT)
	11/13/07	Anaheim	4-3 win	Corey Perry (SO)
	3/26/08	Anaheim	2-1 win	Mathieu Schneider (SO)
	11/04/08	Los Angeles	1-0 win	Chris Pronger (0:40 of OT)
	4/3/10	Los Angeles	2-1 win	Saku Koivu (SO)
	4/6/10	Anaheim	5-4 loss	Anze Kopitar (SO)
Minnesota (2-5-2)	12/8/00	Minnesota	1-0 win	Oleg Tverdovsky (0:21 of OT)
	11/1/02	Minnesota	2-2 tie	Paul Kariya (11:34 of 2nd)
	1/23/02	Anaheim	3-2 win	Keith Carney (4:02 of OT)
	1/20/03	Anaheim	2-1 loss	Antti Laaksonen (2:53 of OT)
	11/30/03	Minnesota	1-1 tie	Sandis Ozolinsh (18:35 of 2nd)
	11/6/05	Anaheim	4-3 loss	Randy Robitaille (SO)
	10/27/06	Minnesota	3-2 loss	Mikko Koivu (SO)
	10/6/09	Minnesota	4-3 loss	Andrew Brunette (3:08 of OT)
	12/4/09	Minnesota	5-4 loss	Guillaume Latendresse (SO)
Montreal (1-2-2)	11/8/95	Montreal	3-2 win	Paul Kariya (2:35 of OT)
	10/7/96	Montreal	6-6 tie	Bobby Dollas (14:09 of 3rd)
	11/12/97	Anaheim	4-3 loss	Valeri Bure (4:07 of OT)
	10/29/02	Montreal	2-2 tie	Keith Carney (15:08 of 3rd)
	3/7/10	Anaheim	4-3 loss	Tomas Plekanec (SO)
Nashville (5-5-2)	11/4/00	Nashville	3-3 tie	Pascal Trepanier (17:47 of 3rd)
	12/28/00	Nashville	2-2 tie	Petr Tenkrat (8:46 of 3rd)
	3/11/01	Anaheim	1-0 win	Mike Crowley (3:40 of OT)
	4/1/03	Nashville	2-1 win	Steve Thomas (4:07 of OT)
	11/21/03	Anaheim	4-3 loss	Scott Hartnell (1:31 of OT)
	2/20/04	Anaheim	3-2 loss	Scott Walker (3:34 of OT)
	10/8/05	Nashville	3-2 loss	Paul Kariya (SO)
	1/9/07	Nashville	5-4 loss	Steve Sullivan (3:12 of OT)
	3/4/07	Anaheim	3-2 win	Teemu Selanne (SO)
	11/14/08	Anaheim	4-3 loss	Dan Hamhuis (2:17 of OT)
	3/18/09	Anaheim	4-3 win	Teemu Selanne (0:34 of OT)
	3/24/09	Nashville	2-1 win	Teemu Selanne (SO)
New Jersey (0-1-1)	3/8/03	New Jersey	3-2 loss	Jamie Lagenbrunner (3:04 of OT)
	11/26/03	Anaheim	3-3 tie	Sergei Fedorov (18:11 of 3rd)
N.Y. Islanders (2-2-4)	10/10/93	Anaheim	4-3 loss	Pierre Turgeon (2:43 of OT)
	11/17/95	Anaheim	2-1 win	Peter Douris (4:59 of OT)
	11/20/96	Anaheim	2-2 tie	Bryan Smolinski (6:32 of 2nd)
	12/18/98	Anaheim	2-2 tie	Mariusz Czerkawski (10:32 of 3rd)
	4/3/99	New York	2-2 tie	Matt Cullen (17:34 of 3rd)
	2/17/03	New York	2-2 tie	Alexei Yashin (12:49 of 3rd)
	10/11/06	Anaheim	5-4 loss	Mike York (SO)
	3/19/10	Anaheim	5-4 win	Saku Koivu (0:14 of OT)
N.Y. Rangers (0-3-1)	10/26/97	New York	3-3 tie	Teemu Selanne (12:01 of the 3rd)
	3/8/00	Anaheim	4-3 loss	Brian Leetch (0:29 of OT)
	11/19/02	New York	3-2 loss	Pavel Bure (0:57 of OT)
	11/1/06	Anaheim	4-3 loss	Jaromir Jagr (3:09 of OT)
Ottawa (2-1-3)	12/30/96	Ottawa	4-3 win	Steve Rucchin (4:33 of OT)
	10/10/97	Anaheim	1-1 tie	Espen Knutsen (8:32 of 3rd)
	12/28/98	Ottawa	2-2 tie	Shawn McEachern (19:54 of 3rd)
	3/17/99	Anaheim	2-2 tie	Marian Hossa (17:47 of 2nd)
	1/19/06	Ottawa	4-3 win	Chris Kunitz (SO)
	12/6/09	Anaheim	4-3 loss	Daniel Alfredsson (SO)
Philadelphia (3-1-5)	3/27/94	Philadelphia	3-2 win	Garry Valk (0:24 of OT)
	1/9/96	Philadelphia	2-2 tie	John LeClair (17:33 of 2nd)
	10/15/97	Anaheim	2-2 tie	Tomas Sandstrom (15:28 of 3rd)
	3/19/98	Philadelphia	3-3 tie	Frank Banham (19:32 of 2nd)
	11/3/99	Anaheim	3-3 tie	John LeClair (19:55 of 2nd)
	2/3/00	Philadelphia	3-3 tie	Eric Lindros (6:15 of 3rd)
	10/22/03	Anaheim	4-3 win	Rob Niedermayer (1:10 of OT)
	1/2/09	Anaheim	5-4 loss	Mike Richards (SO)
	10/10/09	Philadelphia	3-2 win	Teemu Selanne (SO)
Phoenix (8-9-5)	10/25/98	Anaheim	2-2 tie	Steve Rucchin (15:22 of 3rd)
	1/21/99	Phoenix	3-3 tie	Teppo Numminen (9:44 of 3rd)
	3/26/00	Anaheim	4-3 win	Oleg Tverdovsky (3:47 of OT)
	11/1/00	Anaheim	1-1 tie	Oleg Tverdovsky (5:50 of 3rd)
	10/24/00	Phoenix	3-2 win	Mike Leclerc (1:49 of OT)
	3/28/02	Phoenix	2-1 win	German Titov (3:58 of OT)
	11/27/02	Anaheim	2-2 tie	Daniel Briere (19:15 of 3rd)
	11/8/03	Phoenix	4-3 loss	Radoslav Suchy (1:20 of OT)

ALL-TIME OVERTIME RECORDS

OPPONENT	DATE	SITE	RESULT	GW/GT GOAL (time of goal)
	11/9/03	Anaheim	2-1 win	Petr Sykora (3:43 of OT)
	2/23/04	Phoenix	1-1 tie	D. Langkow (18:38 of 2nd)
	3/16/04	Phoenix	3-2 win	Sergei Fedorov (0:29 of OT)
	11/12/05	Phoenix	2-1 loss	Zbynek Michalek (3:09 of OT)
	2/15/07	Phoenix	5-4 win	Teemu Selanne (1:53 of OT)
	11/7/07	Anaheim	6-5 loss	Shane Doan (4:29 of OT)
	11/23/07	Anaheim	4-3 loss	Shane Doan (SO)
	1/5/08	Phoenix	3-2 loss	Peter Mueller (SO)
	3/11/08	Phoenix	3-2 loss	Radim Vrbata (SO)
	4/6/08	Anaheim	3-2 win	Ryan Getzlaf (SO)
	3/19/09	Phoenix	3-2 win	Bobby Ryan (SO)
	4/11/09	Phoenix	5-4 loss	Viktor Tikhonov (SO)
	10/31/09	Phoenix	3-2 loss	Radim Vrbata (SO)
	11/29/09	Anaheim	3-2 loss	James Vandermeer (1:18 of OT)
Pittsburgh (2-0-2)	2/24/94	Pittsburgh	2-2 tie	Joe Sacco (17:16 of 2nd)
	12/1/98	Pittsburgh	4-4 tie	Martin Straka (11:59 of 3rd)
	10/27/99	Anaheim	2-1 win	Teemu Selanne (3:38 of OT)
	11/6/06	Anaheim	3-2 win	Teemu Selanne (0:44 of OT)
St. Louis (6-5-5)	12/12/93	Anaheim	2-1 win	Jarrold Skalde (2:56 of OT)
	1/24/94	Anaheim	3-2 loss	Kevin Miller (1:10 of OT)
	3/14/97	Anaheim	4-4 tie	Joe Murphy (16:18 of 3rd)
	12/27/97	St. Louis	5-5 tie	Jim Campbell (15:42 of 3rd)
	10/31/98	St. Louis	2-2 tie	Al MacInnis (8:24 of 3rd)
	3/11/00	St. Louis	1-1 tie	Fredrik Olausson (18:02 of 3rd)
	3/20/03	St. Louis	3-2 loss	Pavel Demitra (2:22 of OT)
	11/4/02	St. Louis	2-1 loss	Keith Tkachuk (4:29 of OT)
	3/17/03	Anaheim	1-1 tie	Matin Skoula (15:30 of 3rd)
	12/31/05	St. Louis	5-4 win	Chris Kunitz (SO)
	10/30/06	St. Louis	6-5 win	Ryan Getzlaf (SO)
	3/31/07	St. Louis	3-2 win	Andy McDonald (0:25 of OT)
	2/1/08	St. Louis	1-0 loss	Andy McDonald (SO)
	2/22/08	Anaheim	2-1 in	Samuel Pahlsson (0:32 of OT)
	11/21/08	St. Louis	3-2 loss	Lee Stempniak (2:39 of OT)
	1/23/10	St. Louis	4-3 win	James Wisniewski (SO)
San Jose (6-5-4)	10/31/93	Anaheim	2-1 loss	Tom Pederson (1:47 of OT)
	4/2/97	San Jose	5-5 tie	Marty McSorley (19:38 of 3rd)
	11/6/98	Anaheim	2-2 tie	Dave Lowry (10:27 of 3rd)
	4/17/99	San Jose	3-3 tie	Owen Nolan (1:49 of 3rd)
	2/18/00	Anaheim	4-4 tie	N. Sundstrom (17:38 of 3rd)
	11/30/00	San Jose	3-2 loss	Scott Hannan (4:50 of OT)
	3/13/03	Anaheim	3-2 win	Steve Thomas (2:04 of OT)
	3/22/03	San Jose	3-2 win	Niclas Havelid (1:33 of OT)
	11/4/05	Anaheim	1-0 loss	Marcel Goc (0:51 of OT)
	3/7/06	Anaheim	5-4 win	Sandis Ozolinsh (0:58 of OT)
	4/4/07	Anaheim	3-2 loss	Ryan Clowe (SO)
	11/9/07	Anaheim	3-2 win	Ryan Getzlaf (SO)
	11/17/07	San Jose	2-1 win	Corey Perry (SO)
	12/16/07	Anaheim	2-1 loss	Joe Thornton (SO)
	1/13/08	Anaheim	4-3 win	Francois Beauchemin (0:33 of OT)
Tampa Bay (1-0-1)	3/3/96	Anaheim	2-2 tie	Joe Sacco (2:34 of 3rd)
	1/29/10	Tampa Bay	2-1 win	James Wisniewski (SO)
Toronto (1-1-5)	1/18/94	Toronto	3-3 tie	Dmitri Mironov (17:36 of 3rd)
	3/17/95	Anaheim	3-3 tie	Bob Corkum (19:25 of 3rd)
	12/2/95	Toronto	4-4 tie	Mats Sundin (15:23 of 3rd)
	12/17/95	Anaheim	3-2 loss	Dave Andreychuk (2:05 of OT)
	10/28/97	Toronto	2-2 tie	Teemu Selanne (8:04 of 3rd)
	12/2/97	Toronto	3-3 tie	Ruslan Salei (15:54 or 3rd)
	10/21/08	Toronto	3-2 win	Teemu Selanne (SO)
Vancouver (3-4-8)	2/17/95	Anaheim	2-2 tie	David Williams (11:54 of 3rd)
	1/24/96	Vancouver	2-1 win	Alex Hicks (1:34 of OT)
	11/14/97	Anaheim	3-3 tie	Brian Noonan (14:04 of 2nd)
	12/9/98	Anaheim	4-4 tie	Bret Hedican (9:07 of 3rd)
	3/10/99	Anaheim	4-4 tie	Harry York (19:11 of 3rd)
	12/8/99	Anaheim	2-2 tie	Steve Rucchin (5:27 of 3rd)
	2/23/00	Anaheim	4-4 tie	Ladislav Kohn (15:43 of 2nd)
	3/30/01	Vancouver	2-2 tie	Ed Jovanovski (16:03 of 3rd)
	12/12/01	Anaheim	1-0 loss	Ed Jovanovski (4:06 of OT)
	10/18/02	Anaheim	2-2 tie	Todd Bertuzzi (14:54 of 3rd)
	10/24/02	Vancouver	2-2 tie	Paul Kariya (8:28 of 3rd)
	2/20/07	Anaheim	3-2 loss	Daniel Sedin (2:19 of OT)
	10/31/08	Anaheim	7-6 loss	Mattias Ohlund (SO)
	3/11/09	Anaheim	4-3 win	Scott Niedermayer (3:37 of OT)*
	4/2/09	Vancouver	6-5 win	Corey Perry (SO)
	4/2/10	Anaheim	5-4 loss	Pavol Demitra (SO)
Washington (0-1-1)	11/29/95	Anaheim	2-2 tie	Peter Bondra (19:27 of 2nd)
	1/13/06	Anaheim	3-2 loss	Alexander Ovechkin (3:04 of OT)

*Overtime Goal scored during 3 on 3

ALL-TIME HAT TRICKS, PENALTY SHOTS AND SHUTOUTS

REGULAR SEASON

ALL-TIME HAT TRICKS

FOR (27)

Terry Yake @ NYR, 10/19/93 (M. Richter), 3-1-4 pts.
Teemu Selanne vs. SJ, 2/25/96 (C. Terrieri), 3-1-4 pts.
Teemu Selanne vs. STL, 3/17/96 (G. Fuhr/J. Casey), 3-0-3 pts.
*Garry Valk @ STL, 3/22/96 (G. Fuhr), 3-0-3 pts.
Teemu Selanne vs. SJ, 1/1/96 (K. Hrudey), 3-0-3 pts.
Paul Kariya vs. BUF, 1/10/97 (D. Hasek), 3-1-4 pts.
Paul Kariya @ PHX, 1/23/97 (N. Khabibulin), 3-0-3 pts.
Teemu Selanne @ NYR, 10/26/97 (M. Richter), 3-0-3 pts.
Teemu Selanne vs. SJ, 1/10/97 (M. Veronin), 3-0-3 pts.
Paul Kariya vs. FLA, 1/21/98 (Vanbiesbroeck/Woekes), 3-2-5 pts.
Teemu Selanne @ OTT, 3/22/98 (R. Tugnutt), 3-0-3 pts.
Teemu Selanne @ BUF, 1/1/99 (D. Hasek), 3-2-5 pts.
*Teemu Selanne @ DAL, 11/26/99 (E. Belfour), 3-0-3 pts.
Marty McInnis vs. LA, 10/23/00 (J. Storr), 3-0-3 pts.
Teemu Selanne @ PHX, 2/1/01 (S. Burke), 3-0-3 pts.
Paul Kariya vs. CGY, 2/19/01 (F. Brathwaite), 3=1-4 pts.
Paul Kariya @ SJ, 3/29/01 (Nabokov/Kiprusoff), 3-0-3 pts.
Paul Kariya vs. NSH, 1/14/02 (Dunham/Vokoun), 3-0-3 pts.
Paul Kariya vs. PHI, 2/6/02 (B. Boucher), 3-0-3 pts.
Paul Kariya @ BOS, 10/31/02 (S. Shields), 3-1-4 pts.
Vaclav Prospal vs. MIN, 1/23/04 (D. Roloson), 3-1-4 pts.
Jonathan Hedstrom vs. LA, 1/9/06 (M. Garon), 3-0-3 pts.
Chris Kunitz vs. PHX, 11/19/06 (C. Joseph), 3-1-4 pts.
Teemu Selanne @ DAL, 1/11/07 (M. Turco), 3-0-3 pts.
Teemu Selanne vs. CHI, 2/24/08 (Lalime/Crawford), 3-2-5 pts.
Teemu Selanne vs. DET, 10/29/08 (C. Osgood), 3-0-3 pts.
*Bobby Ryan @ LA, 1/8/09 (J. Quick), 3-0-3 pts.

*Natural Hat Trick

ALL-TIME PENALTY SHOTS

FOR (9-22)

Joe Sacco vs. Jocelyn Thibault; goal, 11/12/97 vs. MTL
Paul Kariya vs. Kevin Weekes; goal, 1/21/98 vs. FLA
J.F. Jomphe vs. Curtis Joseph; no goal, 4/15/98 @ EDM
Tomas Sandstrom vs. Stephane Fiset; goal, 2/15/99 @ LA
Paul Kariya vs. Corey Hirsch; goal, 2/20/99 @ VAN
Paul Kariya vs. Stephane Fiset; no goal, 3/18/99 @ LA
Teemu Selanne vs. J-Sebastien Aubin; no goal, 10/27/99 vs. PIT
Fredrik Olausson vs. Martin Brodeur; goal, 11/24/99 vs. NJ
Matt Cullen vs. Milan Hnlicka; no goal, 11/4/01 vs. ATL
Dan Bylsma vs. Dan Cloutier; no goal, 12/12/01 vs. VAN
Petr Sykora vs. Roman Turek; no goal, 12/29/02 @ CGY
Paul Kariya vs. Jamie McLennan; no goal, 3/16/03 vs. CGY
Steve Thomas vs. Tomas Vokoun; goal, 4/1/03 @ NSH
Scott Niedermayer vs. Pascal Leclaire; no goal, 3/5/06 vs. CBJ
Jonathan Hedstrom vs. Peter Budaj; goal, 3/22/06 vs. COL
Andy McDonald vs. Curtis Joseph; goal, 11/3/06 vs. PHX
Teemu Selanne vs. Fredrik Norrena; no goal, 1/5/07 vs. CBJ
Teemu Selanne vs. Mathieu Garon; no goal, 3/18/07 vs. LA
Samuel Pahlsson vs. Fredrik Norrena; goal, 12/10/07 @ CBJ
Todd Bertuzzi vs. Evgeni Nabokov; no goal, 12/22/07 @ SJ
Chris Kunitz vs. Marty Turco; no goal, 1/15/08 vs. DAL
Corey Perry vs. Carey Price; no goal, 10/25/08 @ MTL

ALL-TIME SHUTOUTS

BY THE DUCKS (77)

1993-94 (3)

12/15/93 @ Toronto, 1-0 (Guy Hebert - 38 saves)
12/28/93 @ N.Y. Islanders, 3-0 (Ron Tugnutt - 38 saves)
2/4/94 vs. Vancouver, 3-0 (Guy Hebert - 22 saves)

1994-95 (2)

3/15/95 @ Calgary, 5-0 (Guy Hebert - 29 saves)
4/17/95 vs. San Jose, 3-0 (Guy Hebert - 27 saves)

1995-96 (4)

11/1/95 vs. St. Louis, 3-0 (Guy Hebert - 28 saves)
3/13/96 vs. Colorado, 4-0 (Guy Hebert - 27 saves)
4/3/96 vs. Edmonton, 1-0 (Guy Hebert - 27 saves)
4/8/96 vs. Vancouver, 2-0 (Guy Hebert - 23 saves)

1996-97 (6)

10/9/96 @ Chicago, 2-0 (Mikhail Shtalenkov - 26 saves)
11/23/96 @ San Jose, 3-0 (Guy Hebert - 25 saves)
11/29/96 vs. Chicago, 2-0 (Guy Hebert - 27 saves)
12/20/96 vs. Calgary, 7-0 (Guy Hebert - 39 saves)
1/1/97 @ Florida, 3-0 (Guy Hebert - 28 saves)
3/30/97 @ Detroit, 1-0, OT (Mikhail Shtalenkov - 26 saves)

AGAINST (33)

Pavel Bure @ VAN, 4/11/95 (G. Hebert), 3-0-3 pts.
Owen Nolan vs. SJ, 12/19/95 (Hebert/Shtalenkov), 4-1-5 pts.
Alexander Mogilny vs. VAN, 12/22/95 (M. Shtalenkov), 3-1-4 pts.
Brian Savage @ MTL, 10/7/96 (G. Hebert), 3-0-3 pts.
Martin Rucinsky vs. MTL, 11/6/96 (G. Hebert), 3-0-3 pts.
Peter Bonin vs. WSH, 12/13/96 (M. Shtalenkov), 3-0-3 pts.
Jeff O'Neill vs. HFD, 1/31/97 (G. Hebert), 3-0-3 pts.
Joe Nieuwendyk @ DAL, 3/13/98 (Shtalenkov, Askey), 4-0-4 pts.
Keith Tkacuk @ PHX, 4/3/98 (M. Shtalenkov), 3-2-5 pts.
Alexander Selivanov vs. EDM, 2/17/99 (Hebert/Roussel), 3-0-3pts.
Viktor Kozlov vs. FLA, 1/5/00 (Giguerre/Roussel), 3-1-4 pts.
Pavol Demitra @ STL, 2/12/00 (G. Hebert), 3-0-3 pts.
Andrew Cassels vs. VAN, 11/8/00 (Hebert/Roussel), 3-0-3pts.
Michal Handzus @ STL, 12/23/00 (G. Hebert), 3-0-3 pts.
Brett Hull @ DAL, 3/21/01 (Giguerre/Naumenko), 4-0-4 pts.
Teemu Selanne @ SJ, 3/29/01 (J.S. Giguere), 3-0-3 pts.
Mark Parrish @ NYI, 11/24/01 (Shields/Giguerre), 3-1-4 pts.
*Chris Brown @ BUF, 12/04/02 (M. Gerber), 3-0-3 pts.
Jason Arnett vs. DAL, 11/16/05 (I. Bryzgalov), 3-0-3 pts.
*Kevin Adams vs. CAR, 12/6/05 (I. Bryzgalov), 3-0-3 pts.
Jonathan Cheechoo @ SJ, 12/20/05 (J.S. Giguere), 3-0-3 pts.
Alexander Ovechkin vs. WSH, 1/13/06 (J.S. Giguere), 3-0-3 pts.
Jonathan Cheechoo vs. SJ, 2/1/06 (I. Bryzgalov), 3-0-3 pts.
Jonathan Cheechoo @ SJ, 4/15/06 (J.S. Giguere), 3-2-5 pts.
Peter Mueller vs. PHX, 11/7/07 (Bryzgalov/Giguerre), 3-0-3 pts.
*Mike Knuble @ PHI, 2/2/08 (Hiller), 3-0-3 pts.
Mark Parrish vs. DAL, 11/7/08 (J.S. Giguere) 3-0-3 pts.
*David Booth vs. FLA, 11/9/08 (J.S. Giguere), 3-0-3 pts.
Ilya Kovalchuk vs. ATL, 2/15/09 (Giguerre/Hiller), 3-1-4 pts.
Niklas Hagman vs. TOR, 10/26/09 (Hiller), 3-0-3 pts.
Henrik Zetterberg vs. DET, 11/14/09 (Hiller), 3-2-5 pts.
Loui Eriksson @ DAL, 12/31/09 (Hiller), 3-0-3 pts.
Michael Grabner vs. VAN, 4/2/10 (McElhinney), 3-0-3 pts.

AGAINST (7-20)

Cam Neely vs. Ron Tugnutt; no goal, 10/15/93 vs. BOS
Dan Quinn vs. Mikhail Shtalenkov; goal, 3/21/95 vs. LA
Peter Bondra vs. Mikhail Shtalenkov; no goal, 12/13/96 vs. WSH
Alexandre Daigle vs. Guy Hebert; no goal, 12/30/96 @ OTT
Tony Amonte vs. Guy Hebert; no goal, 2/1/98 vs. CHI
Glen Murray vs. Guy Hebert; no goal, 2/7/98 vs. LA
Ray Whitney vs. Guy Hebert; goal, 3/21/99 vs. FLA
Stan Drulia vs. Dominic Roussel; no goal, 10/15/99 @ TB
Jarome Iginla vs. J.S. Giguere; no goal, 12/8/01 @ CGY
Alexei Zhamnov vs. Steve Shields; no goal, 12/30/01 @ CHI
Chris Drury vs. J.S. Giguere; goal, 4/12/02 vs. COL
Daniel Sedin vs. J.S. Giguere; no goal, 1/17/04 @ VAN
Brett Clark vs. Ilya Bryzgalov; no goal, 11/8/05 vs. COL
Trevor Linden vs. Ilya Bryzgalov; goal, 11/20/05 vs. VAN
Thomas Vanek vs. J.S. Giguere; goal, 12/8/05 @ BUF
Jonathan Cheechoo vs. J.S. Giguere; goal, 12/20/05 @ SJ
Jeri Lehtinen vs. J.S. Giguere; goal, 1/28/07 vs. DAL
Henrik Sedin vs. Jonas Hiller; no goal, 11/27/07 @ VAN
Milan Michalek vs. J.S. Giguere; no goal, 12/16/07 vs. SJ
Torrey Mitchell vs. J. S. Giguere; no goal, 12/17/09 vs/ SJ

BY OPPONENTS (93)

1993-94 (9)

10/20/93 @ New Jersey, 4-0 (Martin Brodeur - 17 saves)
11/27/93 @ San Jose, 1-0 (Arturs Irbe - 15 saves)
12/19/93 @ Chicago, 2-0 (Ed Belfour - 22 saves)
12/30/93 @ Washington, 3-0 (Rick Tabaracci - 26 saves)
2/18/94 vs. Quebec, 1-0 (Stephane Fiset - 28 saves)
3/6/94 @ San Jose, 6-0 (Arturs Irbe - 25 saves)
3/8/94 @ Chicago (in Phoenix), 3-0 (Ed Belfour - 31 saves)
3/9/94 vs. Buffalo, 3-0 (Dominik Hasek - 24 saves)
4/11/94 vs. Calgary, 3-0 (Mike Vernon - 27 saves)

1994-95 (6)

2/7/95 vs. Chicago, 3-0 (Ed Belfour - 16 saves)
2/12/95 @ Edmonton, 2-0 (Bill Ranford - 29 saves)
3/3/95 @ Dallas, 4-0 (Darcy Wakaluk - 27 saves)
3/5/95 @ Chicago, 3-0 (Ed Belfour - 16 saves)
4/7/95 vs. Dallas, 2-0 (Andy Moog - 18 saves)
4/11/95 @ Vancouver, 5-0 (Kirk McLean - 25 saves)

1995-96 (2)

11/22/95 @ Edmonton, 2-0 (Bill Ranford - 31 saves)
1/12/96 @ Chicago, 3-0 (Jeff Hackett - 13 saves)

ALL-TIME HAT TRICKS, PENALTY SHOTS AND SHUTOUTS

1997-98 (4)

10/30/97 @ Boston, 3-0 (Guy Hebert - 25 saves)
 11/22/97 @ St. Louis, 2-0 (Guy Hebert - 23 saves)
 11/26/97 vs. New Jersey, 2-0 (Guy Hebert - 29 saves)
 2/30/98 @ Edmonton, 4-0 (Mikhail Shtalenkov - 26 saves)

1998-99 (7)

10/21/98 vs. Boston, 3-0 (Guy Hebert - 26 saves)
 11/14/98 @ Calgary, 1-0 (Guy Hebert - 24 saves)
 12/11/98 vs. Washington, 1-0 (Guy Hebert - 31 saves)
 12/13/98 vs. Los Angeles, 3-0 (Guy Hebert - 35 saves)
 12/22/98 @ Colorado, 1-0 (Dominic Roussel - 45 saves)
 2/3/99 vs. Chicago, 3-0 (Guy Hebert - 35 saves)
 4/11/99 vs. Phoenix, 3-0 (Guy Hebert - 40 saves)

1999-00 (5)

10/8/99 vs. Dallas, 3-0 (Guy Hebert - 37 saves)
 11/9/99 @ Toronto, 2-0 (Guy Hebert - 19 saves)
 12/17/99 vs. Chicago, 2-0 (Guy Hebert - 21 saves)
 12/26/99 @ San Jose, 1-0 (Dominic Roussel - 26 saves)
 3/5/00 vs. Nashville, 1-0 (Guy Hebert - 33 saves)

2000-01 (6)

12/3/00 vs. Los Angeles, 4-0 (Guy Hebert - 29 saves)
 12/8/00 @ Minnesota, 1-0 (Guy Hebert - 27 saves)
 2/21/01 vs. San Jose, 1-0 (J.S. Giguere - 24 saves)
 3/4/01 vs. Los Angeles, 4-0 (J.S. Giguere - 25 saves)
 3/11/01 vs. Nashville, 1-0 (J.S. Giguere - 31 saves)
 3/13/01 @ Nashville, 2-0 (J.S. Giguere - 33 saves)

2001-02 (5)

11/4/01 vs. Atlanta, 5-0 (J.S. Giguere - 24 saves)
 12/8/01 vs. Calgary, 4-0 (Giguere/Shields - 18 saves)
 12/23/01 @ Phoenix, 4-0 (J.S. Giguere - 24 saves)
 1/28/02 @ St. Louis, 1-0 (J.S. Giguere - 15 saves)
 4/5/02 vs. Edmonton, 2-0 (J.S. Giguere - 26 saves)

2002-03 (9)

11/10/02 vs. Minnesota, 1-0 (J.S. Giguere - 26 saves)
 12/8/02 vs. Nashville, 3-0 (J.S. Giguere - 20 saves)
 12/11/02 vs. Washington, 3-0 (J.S. Giguere - 26 saves)
 12/15/02 vs. Pittsburgh, 5-0 (J.S. Giguere - 19 saves)
 12/22/02 vs. Phoenix, 4-0 (J.S. Giguere - 24 saves)
 1/18/03 @ Minnesota, 1-0 (J.S. Giguere - 33 saves)
 2/19/03 vs. Columbus, 2-0 (J.S. Giguere - 26 saves)
 2/23/03 @ Carolina, 4-0 (Martin Gerber - 28 saves)
 3/24/03 @ Columbus, 5-0 (J.S. Giguere - 29 saves)

2003-04 (5)

10/21/03 @ San Jose, 2-0 (Martin Gerber - 34 saves)
 12/7/03 vs. Dallas, 4-0 (Martin Gerber - 32 saves)
 12/19/03 vs. Colorado, 1-0 (J.S. Giguere - 38 saves)
 12/29/03 @ Tampa Bay, 2-0 (J.S. Giguere - 31 saves)
 3/3/04 vs. Minnesota, 2-0 (J.S. Giguere - 28 saves)
 2/25/03 @ Tampa Bay, 2-0 (Nikolai Khabibulin - 24 saves)

2005-06 (3)

1/21/06 vs. Florida, 1-0 (J.S. Giguere - 30 saves)
 1/26/06 @ San Jose, 2-0 (Ilya Bryzgalov - 24 saves)
 2/4/06 @ San Jose, 2-0 (J.S. Giguere - 35 saves)

2006-07 (5)

10/9/06 vs. St. Louis, 2-0 (J.S. Giguere - 34 saves)
 10/28/06 @ Chicago, 3-0 (Ilya Bryzgalov - 14 saves)
 11/9/06 @ Vancouver, 6-0 (J.S. Giguere - 20 saves)
 11/21/06 vs. San Jose, 5-0 (J.S. Giguere - 23 saves)
 12/6/06 vs. Nashville, 4-0 (J.S. Giguere - 21 saves)

2007-08 (4)

12/18/07 @ San Jose, 2-0 (J.S. Giguere - 20 saves)
 1/9/08 vs. Toronto, 5-0 (J.S. Giguere - 28 saves)
 2/1/08 @ St. Louis, 0-1* (J.S. Giguere - 20 saves)*SOL
 2/5/08 @ NY Islanders, 3-0 (J.S. Giguere - 25 saves)

2008-09 (6)

10/17/08 vs. San Jose, 4-0 (J.S. Giguere - 38 saves)
 11/4/08 @ Los Angeles, 1-0 (J.S. Giguere - 35 saves)
 11/16/08 vs. Los Angeles, 2-0 (Jonas Hiller - 29 saves)
 11/28/08 vs. Chicago, 1-0 (Jonas Hiller - 26 saves)
 1/4/09 vs. Phoenix, 2-0 (Jonas Hiller - 29 saves)
 1/17/09 @ Minnesota, 3-0 (Jonas Hiller - 30 saves)

2009-10 (3)

11/5/09 vs. Nashville, 4-0 (Jonas Hiller - 40 saves)
 11/27/09 vs. Chicago, 3-0 (J.S. Giguere - 28 saves)
 2/1/10 @ Florida, 3-0 (Jonas Hiller - 33 saves)

1996-97 (1)

10/22/96 @ Philadelphia, 3-0 (Ron Hextall - 12 saves)

1997-98 (11)

10/13/97 vs. Boston, 3-0 (Jim Carey - 27 saves)
 11/16/97 vs. Dallas, 4-0 (Ed Belfour - 31 saves)
 11/19/97 vs. Chicago, 4-0 (Jeff Hackett - 27 saves)
 11/24/97 @ Dallas, 5-0 (Ed Belfour - 13 saves)
 12/3/97 @ Buffalo, 4-0 (Dominik Hasek - 29 saves)
 12/10/97 vs. PIT, 3-0 (Tom Barrasso - 28 saves)
 12/28/97 @ Chicago, 2-0 (Jeff Hackett - 27 saves)
 1/14/98 vs. Colorado, 2-0 (Patrick Roy - 33 saves)
 3/4/98 vs. Detroit, 2-0 (Kevin Hodson - 35 saves)
 3/6/98 vs. San Jose, 3-0 (Mike Vernon - 23 saves)
 3/18/98 @ New Jersey, 3-0 (Martin Brodeur - 25 saves)

1998-99 (5)

10/10/98 @ Washington, 1-0 (Dlaf Kolzig - 29 saves)
 10/13/98 @ Montreal, 1-0 (Jocelyn Thibault - 30 saves)
 1/30/99 @ Edmonton, 1-0 (Mikhail Shtalenkov - 22 saves)
 3/12/99 @ Dallas, 4-0 (Ed Belfour - 27 saves)
 3/13/99 @ Phoenix, 1-0 (Nikolai Khabibulin - 27 saves)

1999-00 (5)

10/2/99 @ Dallas, 2-0 (Ed Belfour - 22 saves)
 10/5/99 @ Phoenix, 4-0 (Mikhail Shtalenkov - 21 saves)
 10/31/99 vs. Phoenix, 3-0 (Mikhail Shtalenkov - 33 saves)
 1/12/00 vs. Ottawa, 2-0 (Ron Tugnutt - 32 saves)
 1/17/00 vs. Buffalo, 5-0 (Martin Biron - 17 saves)

2000-01 (8)

11/15/00 vs. Colorado, 3-0 (Patrick Roy - 41 saves)
 12/5/00 @ St. Louis, 1-0 (Roman Turek - 19 saves)
 12/10/00 vs. Dallas, 1-0 (Ed Belfour - 29 saves)
 1/12/01 vs. Buffalo, 4-0 (Dominik Hasek - 21 saves)
 1/14/01 @ Carolina, 4-0 (Arturs Irbe - 27 saves)
 1/24/01 vs. Minnesota, 5-0 (Manny Fernandez - 20 saves)
 1/31/01 vs. Nashville, 3-0 (Mike Dunham - 26 saves)
 3/21/01 @ Dallas, 8-0 (Ed Belfour - 17 saves)

2001-02 (5)

11/9/01 vs. Detroit, 1-0 (Dominik Hasek - 19 saves)
 11/21/01 @ Florida, 6-0 (Roberto Luongo - 30 saves)
 11/28/01 vs. Edmonton, 2-0 (Jussi Markkanen - 27 saves)
 12/12/01 vs. Vancouver, 1-0 (Dan Cloutier - 26 saves)
 4/14/02 @ Los Angeles, 1-0 (Jamie Storr - 23 saves)

2002-03 (5)

11/22/02 vs. Dallas, 4-0 (Marty Turco - 31 saves)
 12/4/02 vs. Buffalo, 4-0 (Martin Biron - 22 saves)
 1/3/03 vs. Philadelphia, 1-0 (Robert Esche - 28 saves)
 1/8/03 vs. Edmonton, 1-0 (Jussi Markkanen - 32 saves)

2003-04 (5)

10/12/03 vs. Phoenix, 2-0 (Sean Burke - 31 saves)
 10/17/03 vs. Ottawa, 3-0 (Patrick Lalime - 27 saves)
 12/13/03 @ San Jose, 2-0 (Evgeni Nabokov - 28 saves)
 1/15/04 @ Edmonton, 1-0 (Tommy Salo - 28 saves)
 2/22/04 @ Dallas, 4-0 (Marty Turco - 14 saves)

2005-06 (4)

11/4/05 vs. San Jose, 1-0 (Nolan Schaefer - 21 saves)
 12/28/05 @ Columbus, 1-0 (Marc Denis - 40 saves)
 3/1/06 vs. Detroit, 2-0 (Chris Osgood - 24 saves)
 4/11/06 @ Calgary, 3-0 (Miikka Kiprusoff - 32 saves)

2006-07 (6)

11/10/06 @ Calgary, 3-0 (Miikka Kiprusoff - 37 saves)
 12/23/06 @ Phoenix, 2-0 (Mikael Tellqvist - 29 saves)
 2/3/07 @ Nashville, 3-0 (Tomas Vokoun - 36 saves)
 2/10/07 @ Dallas, 1-0 (Mike Smith - 32 saves)
 2/13/07 @ Colorado, 2-0 (Peter Budaj - 39 saves)
 3/26/07 @ Detroit, 1-0 (Dominik Hasek - 25 saves)

2007-08 (10)

10/5/07 @ Columbus, 4-0 (Pascal Leclaire - 28 saves)
 10/14/07 vs. Minnesota, 2-0 (Josh Harding - 37 saves)
 10/25/07 vs. Phoenix, 1-0 (Alexander Auld - 31 saves)
 11/5/07 vs. Dallas, 5-0 (Marty Turco - 19 saves)
 11/27/07 @ Vancouver, 4-0 (Roberto Luongo - 26 saves)
 12/2/07 vs. Edmonton, 4-0 (Mathieu Garon - 25 saves)
 2/1/08 @ St. Louis, 1-0 (Manny Legace - 30 saves)
 2/2/08 @ Philadelphia, 3-0 (Martin Biron - 27 saves)
 3/5/08 @ Chicago, 3-0 (Corey Crawford - 19 saves)
 3/6/08 @ Colorado, 1-0 (Jose Theodore - 27 saves)

2008-09 (5)

12/11/08 @ San Jose, 2-0 (Evgeni Nabokov - 31 saves)
 12/31/08 vs. Columbus, 2-0 (Steve Mason - 27 saves)
 2/4/09 @ Minnesota, 3-0 (Niklas Backstrom - 34 saves)
 2/26/09 @ Boston, 6-0 (Tim Thomas - 35 saves)
 3/15/09 vs. San Jose, 1-0 (Evgeni Nabokov - 34 saves)

2009-10 (6)

10/11/09 @ NY Rangers, 3-0 (Stephen Valiquette - 18 svcs)
 10/17/09 vs. St. Louis, 5-0 (Ty Conklin - 26 saves)
 12/23/09 @ Phoenix, 4-0 (Ilya Bryzgalov - 21 saves)
 1/14/10 @ Los Angeles, 4-0 (Jonathan Quick - 22 saves)
 3/6/10 @ Phoenix, 4-0 (Ilya Bryzgalov - 32 saves)
 3/12/10 vs. Nashville, 1-0 (Pekka Rinne - 31 saves)

ALL-TIME TOP GAMES BY DUCKS

REGULAR SEASON

FIVE-OR-MORE POINTS

Player	Date	Opponent	Goals	Assists	Points	+/-
Jason Blake	3/31/10	@ Colorado	1	4	5	+4
Corey Perry	10/31/08	vs. Vancouver	1	4	5	+0
Ryan Getzlaf	10/29/08	vs. Detroit	0	5	5	+1
Teemu Selanne	2/24/08	vs. Chicago	3	2	5	+3
Teemu Selanne	11/19/06	vs. Phoenix	0	5	5	+2
Paul Kariya	12/18/02	vs. St. Louis	2	3	5	+2
Teemu Selanne	2/19/01	vs. Calgary	2	3	5	+3
Paul Kariya	2/16/00	vs. Calgary	1	4	5	+2
Teemu Selanne	1/1/99	@ Buffalo	3	2	5	+4
Paul Kariya	1/21/98	vs. Florida	3	2	5	+5
Dmitri Mironov	12/12/97	vs. Washington	0	5	5	+5
Paul Kariya	12/20/96	vs. Calgary	2	3	5	+5
Teemu Selanne	10/10/96	@ Colorado	2	3	5	+3

THREE-OR-MORE GOALS

FOUR-OR-MORE ASSISTS

Player	Date	Opponent	Goals	Player	Date	Opponent	Assists
Bobby Ryan	1/8/09	@ Los Angeles	3	Ryan Getzlaf	10/29/08	vs. Detroit	5
Teemu Selanne	10/29/08	vs. Detroit	3	Teemu Selanne	11/19/06	vs. Phoenix	5
Teemu Selanne	2/24/08	vs. Chicago	3	Dmitri Mironov	12/12/97	vs. Washington	5
Teemu Selanne	1/11/07	@ Dallas	3	Jason Blake	3/31/10	@ Colorado	4
Chris Kunitz	11/19/06	vs. Phoenix	3	Ryan Getzlaf	4/4/09	@ Vancouver	4
Jonathan Hestrom	1/9/06	vs. Los Angeles	3	Corey Perry	10/31/08	vs. Vancouver	4
Vaclav Prospal	1/23/04	vs. Minnesota	3	Andy McDonald	1/11/07	@ Dallas	4
Paul Kariya	10/31/02	@ Boston	3	Ryan Getzlaf	3/24/06	vs. Nashville	4
Paul Kariya	2/6/02	vs. Philadelphia	3	Rob Niedermayer	3/21/04	vs. Detroit	4
Paul Kariya	1/14/02	vs. Nashville	3	Niclas Havelid	1/23/04	vs. Minnesota	4
Paul Kariya	3/29/01	@ San Jose	3	Matt Cullen	12/15/02	vs. Pittsburgh	4
Paul Kariya	2/19/01	vs. Calgary	3	Paul Kariya	2/16/00	vs. Calgary	4
Teemu Selanne	2/1/01	@ Phoenix	3	Fredrik Olausson	1/1/99	@ Buffalo	4
Marty McInnis	10/23/00	vs. Los Angeles	3	Paul Kariya	12/16/98	vs. Nashville	4
Teemu Selanne	11/26/99	@ Dallas	3	Teemu Selanne	12/1/98	@ Pittsburgh	4
Teemu Selanne	1/1/99	@ Buffalo	3	Shaun Van Allen	3/9/95	vs. Detroit	4
Teemu Selanne	3/22/98	@ Ottawa	3				
Paul Kariya	1/21/98	vs. Florida	3				
Teemu Selanne	11/10/97	vs. San Jose	3				
Teemu Selanne	10/26/97	@ N.Y. Rangers	3				
Paul Kariya	1/23/97	@ Phoenix	3				
Paul Kariya	1/10/97	vs. Buffalo	3				
Teemu Selanne	11/1/96	vs. San Jose	3				
Garry Valk	3/22/96	@ St. Louis	3				
Teemu Selanne	3/17/96	vs. St. Louis	3				
Teemu Selanne	2/25/96	vs. San Jose	3				
Terry Yake	10/19/93	@ N.Y. Rangers	3				

45-OR-MORE SAVES

Goaltender	Date	Opponent	Saves	Shots Faced	Final Score
Jonas Hiller	12/19/08	@ Edmonton	51	53	3-2 win (SO)
J.S. Giguere	3/21/04	vs. Detroit	51	57	8-6 win
Mikhail Shtalenkov	3/22/98	@ Ottawa	51	55	5-2 win
Jonas Hiller	4/8/10	@ Dallas	49	51	3-2 loss (SO)
J.S. Giguere	10/25/08	@ Montreal	47	51	6-4 win
Guy Hebert	2/1/98	vs. Chicago	47	50	4-3 win (OT)
Jonas Hiller	2/3/10	vs. Detroit	46	47	3-1 win
Ron Tugnutt	11/21/93	@ Edmonton	46	48	4-2 win
Guy Hebert	2/3/00	@ Philadelphia	45	48	3-3 tie (OT)
Dominic Roussel	12/22/98	@ Colorado	45	45	1-0 win
Guy Hebert	12/27/96	@ N.Y. Rangers	45	48	3-2 loss

ALL-TIME TOP INDIVIDUAL SCORING STREAKS BY DUCKS

POINT STREAKS

C. Perry - 19 gms. (10/21/09-12/1/09), 10-16=26 pts.
 T. Selanne - 17 gms. (2/3/99-3/10/99), 15-14=29 pts.
 R. Getzlaf - 15 gms. (12/22/07-1/23/08), 6-16=22 pts.
 T. Selanne - 15 gms. (12/10/96-3/17/96), 12-12=24 pts.
 T. Selanne - 13 gms. (1/21/00-2/18/00), 8-14=22 pts.
 P. Kariya - 12 gms. (3/19/97-4/11/97), 10-9=19 pts.
 T. Selanne - 12 gms. (12/30/96-1/27/97), 9-10=19 pts.
 R. Getzlaf - 11 gms. (10/21/09-11/14/09), 2-17=19 pts.
 A. McDonald - 11 gms. (1/23/06-2/12/06), 5-13=18 pts.
 P. Kariya - 11 gms. (11/6/98-11/27/98), 7-9=16 pts.
 T. Selanne - 11 gms. (10/21/97-11/10/97), 17-2=19 pts.

GOAL STREAKS

T. Selanne - 11 gms. (10/21/98-11/10/98), 17 goals
 T. Selanne - 8 gms. (2/17/99-3/5/99), 10 goals
 P. Kariya - 6 gms. (1/19/00-1/31/00), 10 goals
 B. Ryan - 5 gms. (11/17/09-1/28/09), 5 goals
 T. Selanne - 5 gms. (11/22/05-11/30/05), 5 goals
 T. Selanne - 5 gms. (1/21/00-1/31/00), 6 goals
 F. Olausson - 5 gms. (11/8/99-1/18/99), 5 goals
 T. Selanne - 5 gms. (1/3/97-1/12/97), 5 goals
 M. Sillinger - 5 gms. (11/3/95-11/11/95), 5 goals

ASSIST STREAKS

C. Perry - 10 gms. (11/13/09-12/1/09), 11 asst.
 R. Getzlaf - 10 gms. (10/24/09-11/14/09), 12 asst.
 R. Getzlaf - 8 gms. (10/25/08-11/7/08), 12 asst.
 S. Niedermayer - 8 gms. (1/26/06-1/11/07), 10 asst.
 F. Beauchemin - 7 gms. (1/26/06-2/8/06), 8 asst.
 C. Perry - 7 gms. (10/21/08-11/2/08), 11 asst.
 T. Selanne - 7 gms. (12/26/99-4/7/99), 9 asst.
 P. Kariya - 7 gms. (12/6/98-12/21/98), 11 asst.
 G. Valk - 7 gms. (11/9/93-12/23/93), 7 asst.

ALL-TIME TOP GAMES BY OPPONENTS

FIVE-OR-MORE POINTS

Player	Date	Opponent	Goals	Assists	Points	+/-
Mike Modano	2/1/95	@ Dallas	2	4	6	+3
Henrik Zetterberg	11/14/09	@ Detroit	3	2	5	+1
Tomas Kaberle	10/26/09	vs Toronto	1	4	5	-1
Jonathan Cheechoo	4/15/06	@ San Jose	3	2	5	+1
Mike Modano	2/10/02	vs. Dallas	1	4	5	+3
Keith Tkachuk	4/3/98	@ Phoenix	3	2	5	+3
Alexander Mogilny	2/15/96	@ Vancouver	2	3	5	+5
Cliff Ronning	2/15/96	@ Vancouver	1	4	5	+5
Owen Nolan	12/19/95	vs. San Jose	4	1	5	+1
Wayne Gretzky	2/11/95	vs. Los Angeles	2	3	5	+4

THREE-OR-MORE GOALS

FOUR-OR-MORE ASSISTS

Player	Date	Opponent	Goals	Player	Date	Opponent	Assists
Brett Hull	3/21/01	@ Dallas	4	Tomas Kaberle	10/26/09	vs Toronto	4
Joe Nieuwendyk	3/13/98	@ Dallas	4	Craig Conroy	1/19/04	vs. Calgary	4
Owen Nolan	12/19/95	vs. San Jose	4	Mike Modano	2/10/02	vs. Dallas	4
Michael Grabner	4/2/10	vs. Vancouver	3	Niklas Sundstrom	3/29/01	@ San Jose	4
Loui Eriksson	12/31/09	@ Dallas	3	Igor Larionov	11/15/99	@ Detroit	4
Henrik Zetterberg	11/14/09	@ Detroit	3	Jeremy Roenick	12/19/97	vs. Phoenix	4
Niklas Hagman	10/28/09	vs. Toronto	3	Cliff Ronning	2/15/96	@ Vancouver	4
Ilya Kovalchuk	2/15/09	vs. Atlanta	3	Doug Bodger	12/19/95	vs. San Jose	4
David Booth	11/9/08	vs. Florida	3	Mike Modano	2/1/95	@ Dallas	4
Mark Parrish	11/7/08	vs. Dallas	3	Adam Oates	3/24/94	@ Boston	4
Mike Knuble	2/2/08	@ Philadelphia	3	Igor Larionov	3/6/94	@ San Jose	4
Peter Mueller	11/7/07	vs. Phoenix	3				
Jonathan Cheechoo	4/15/06	@ San Jose	3				
Jonathan Cheechoo	2/1/06	vs. San Jose	3				
Alex Ovechkin	1/13/06	vs. Washington	3				
Jonathan Cheechoo	12/20/05	@ San Jose	3				
Kevyn Adams	12/06/05	vs. Carolina	3				
Jason Arnott	11/16/05	vs. Dallas	3				
Chris Brown	12/04/02	@ Buffalo	3				
Mark Parrish	11/24/01	@ NY Islanders	3				
Teemu Selanne	3/29/01	@ San Jose	3				
Michal Handzus	12/23/00	@ St. Louis	3				
Andrew Cassels	11/8/00	vs. Vancouver	3				
Pavol Demitra	2/12/00	@ St. Louis	3				
Viktor Kozlov	1/5/00	vs. Florida	3				
Keith Tkachuk	4/3/98	@ Phoenix	3				
Jeff O'Neill	1/31/97	vs. Hartford	3				
Peter Bondra	12/13/96	vs. Washington	3				
Martin Rucinsky	11/6/96	vs. Montreal	3				
Brian Savage	10/7/96	@ Montreal	3				
Alexander Mogilny	12/22/95	vs. Vancouver	3				
Pavel Bure	4/11/95	@ Vancouver	3				

45-OR-MORE SAVES

Goaltender	Date	Opponent	Saves	Shots Faced	Final Score
Dwayne Roloson	3/27/09	vs. Edmonton	51	54	5-3 loss
Dominik Hasek	1/10/97	vs. Buffalo	47	52	5-2 win
Mike Dunham	10/11/06	vs. NY Islanders	46	50	5-4 loss (SO)
Jamie McLennan	11/17/95	vs. NY Islanders	46	48	2-1 win (OT)
Kelly Hrudey	2/11/94	vs. Los Angeles	46	49	5-3 loss
Rick DiPietro	3/12/04	vs. NY Islanders	45	46	3-1 loss
Steve Shields	11/6/98	vs. San Jose	45	47	2-2 tie (OT)
Dominik Hasek	3/8/96	vs. Buffalo	45	48	3-2 win (OT)

DUCKS ALL-TIME LEADERS

POINTS

	G	A	PTS
Teemu Selanne	379	412	791
Paul Kariya	300	369	669
Steve Rucchin	153	279	432
Ryan Getzlaf	107	232	339
Corey Perry	118	153	271
Scott Niedermayer	60	204	264
Andy McDonald	92	167	259
Matt Cullen	65	135	200
Chris Kunitz	81	111	192
Oleg Tverdokvsky	45	125	170

GOALS

Teemu Selanne	379
Paul Kariya	300
Steve Rucchin	153
Corey Perry	118
Ryan Getzlaf	107
Andy McDonald	92
Chris Kunitz	81
Bobby Ryan	71
Matt Cullen	65
Petr Sykora	64

ASSISTS

Teemu Selanne	412
Paul Kariya	369
Steve Rucchin	279
Ryan Getzlaf	232
Scott Niedermayer	204
Andy McDonald	167
Corey Perry	167
Matt Cullen	135
Oleg Tverdokvsky	125
Chris Pronger	114

GAMES PLAYED

Teemu Selanne	701
Steve Rucchin	616
Paul Kariya	606
Ruslan Salei	594
Samuel Pahlsson	527
Jean-Sebastien Giguere	447
Guy Hebert	441
Matt Cullen	427
Vitaly Vishnevski	416
Andy McDonald	391

PLUS-MINUS

Teemu Selanne	117
Ryan Getzlaf	64
Chris Kunitz	60
Paul Kariya	52

Corey Perry	35
Bobby Dollas	31
Keith Carney	30
Steve Rucchin	28
Chris Pronger	26
Kent Huskins	26

PIM

David Karpa	788
Jason Marshall	740
Ruslan Salei	735
Todd Ewen	650
Stu Grimson	583
George Parros	556
Corey Perry	433
Warren Rychel	416
Vitaly Vishnevski	403
Ryan Getzlaf	382

POWERPLAY GOALS

Teemu Selanne	147
Paul Kariya	107
Steve Rucchin	58
Ryan Getzlaf	42
Scott Niedermayer	39
Corey Perry	39
Andy McDonald	28
Bobby Ryan	26
Chris Kunitz	26
Marty McInnis	25

POWERPLAY POINTS

	G	A	PTS
Teemu Selanne	147	186	333
Paul Kariya	107	156	263
Ryan Getzlaf	42	108	150
Scott Niedermayer	39	106	145
Steve Rucchin	58	84	142
Corey Perry	35	60	95
Andy McDonald	28	67	95
Chris Pronger	20	74	94
Fredrik Olausson	22	66	88
Oleg Tverdokvsky	18	60	78

SHORTHANDED GOALS

Paul Kariya	16
Samuel Pahlsson	9
Todd Marchant	8
Steve Rucchin	8
Joe Sacco	6
Rob Niedermayer	3
Bob Corkum	3
Travis Moen	3
Shaun Van Allen	3
(11 Players tied at 2)	

SHORTHANDED POINTS

	G	A	PTS
Paul Kariya	16	5	21
Steve Rucchin	6	9	15
Samuel Pahlsson	9	4	13
Todd Marchant	8	3	11
Joe Sacco	6	3	9
Scott Niedermayer	0	8	8
Shaun Van Allen	3	3	6
Bob Corkum	3	2	5
Rob Niedermayer	3	2	5
(8 Players tied at 4 points)			

GAME-WINNING GOALS

Teemu Selanne	64
Paul Kariya	44
Steve Rucchin	23
Corey Perry	19
Ryan Getzlaf	16
Andy McDonald	15
Chris Kunitz	15
Mike Leclerc	14
Scott Niedermayer	13
Samuel Pahlsson	11
Niclas Havelid	11

SHOTS

Paul Kariya	2455
Teemu Selanne	2334
Steve Rucchin	1150
Corey Perry	1045
Andy McDonald	914
Ryan Getzlaf	880
Ruslan Salei	872
Scott Niedermayer	786
Matt Cullen	724
Samuel Pahlsson	702

OVERTIME GOALS

Teemu Selanne	6
Scott Niedermayer	5
Niclas Havelid	5
Paul Kariya	4
Steve Rucchin	3
Oleg Tverdokvsky	3
Francois Beauchemin	2
Peter Douris	2
Alex Hicks	2
Saku Koivu	2
Mike Leclerc	2
Andy McDonald	2
Chris Pronger	2
Steve Thomas	2

GOALIE STATS

GAMES PLAYED

Jean-Sebastien Giguere	447
Guy Hebert	441
Jonas Hiller	128
Mikhail Shtalenkov	122
Ilya Bryzgalov	69
Martin Gerber	54
Dominic Roussel	51
Steve Shields	33
Ron Tugnutt	28
Curtis McElhinney	10

GOALS AGAINST AVERAGE

	GP	AVG
Martin Gerber	54	2.13
Jean-Sebastien Giguere	447	2.47
Ilya Bryzgalov	69	2.48
Jonas Hiller	128	2.49
Steve Shields	33	2.67
Guy Hebert	441	2.75
Dominic Roussel	51	2.85

WINS

Jean-Sebastien Giguere	206
Guy Hebert	173
Jonas Hiller	63
Mikhail Shtalenkov	34
Ilya Bryzgalov	26
Martin Gerber	17
Dominic Roussel	12
Ron Tugnutt	10
Steve Shields	9
Curtis McElhinney	5

LOSSES

Guy Hebert	202
Jean-Sebastien Giguere	163
Mikhail Shtalenkov	53
Jonas Hiller	45
Ilya Bryzgalov	23
Martin Gerber	23
Steve Shields	20
Dominic Roussel	15
Ron Tugnutt	15
Michael Wall	2

STARTS

Jean-Sebastien Giguere	431
Guy Hebert	426
Mikhail Shtalenkov	100
Jonas Hiller	113
Ilya Bryzgalov	57
Martin Gerber	47
Dominic Roussel	37
Steve Shields	31
Ron Tugnutt	26
Curtis McElhinney	7

MINUTES

Jean-Sebastien Giguere	25646
Guy Hebert	25205
Jonas Hiller	7047
Mikhail Shtalenkov	6117
Ilya Bryzgalov	3623
Martin Gerber	2902
Dominic Roussel	2525
Steve Shields	1777
Ron Tugnutt	1520
Curtis McElhinney	521

SAVES

Guy Hebert	11813
Jean-Sebastien Giguere	11290
Jonas Hiller	3362
Mikhail Shtalenkov	2777
Ilya Bryzgalov	1499
Martin Gerber	1230
Dominic Roussel	1098
Steve Shields	771
Ron Tugnutt	752
Curtis McElhinney	264

SHOTS AGAINST

Guy Hebert	12968
Jean-Sebastien Giguere	12347
Jonas Hiller	3655
Mikhail Shtalenkov	3097
Ilya Bryzgalov	1649
Martin Gerber	1333
Dominic Roussel	1218
Steve Shields	850
Ron Tugnutt	828
Curtis McElhinney	288

SHUTOUTS

Jean-Sebastien Giguere	37
Guy Hebert	22
Jonas Hiller	6
Martin Gerber	3
Mikhail Shtalenkov	3
Dominic Roussel	2
Ilya Bryzgalov	2
Ron Tugnutt	1

ALL-TIME LEADERS VS. ANAHEIM

SKATERS

GAMES PLAYED

Modano, Mike	79
Doan, Shane	76
Blake, Rob	72
Marleau, Patrick	72
Sydor, Darryl	70
Lehtinen, Jere	65
Lidstrom, Nicklas	63
Zubov, Sergei	63
Laperriere, Ian	60
Norstrom, Mattias	59
Roenick, Jeremy	59

POINTS

	GP	G	A	PTS
Modano, Mike	79	27	55	82
Hull, Brett	47	32	22	54
Tkachuk, Keith	57	27	25	52
Naslund, Markus	52	21	30	51
Doan, Shane	76	26	23	49
Thornton, Joe	46	16	33	49
Lidstrom, Nicklas	63	10	38	48
Iginla, Jarome	52	24	23	47
Lehtinen, Jere	65	19	28	47
Sakic, Joe	44	18	29	47

GOALS SCORED

	GP	G
Hull, Brett	47	32
Tkachuk, Keith	57	27
Modano, Mike	79	27
Doan, Shane	76	26
Iginla, Jarome	52	24
Shanahan, Brendan	47	23
Naslund, Markus	52	21
Cheechoo, Jonathan	35	20
Nolan, Owen	56	20
Marleau, Patrick	72	20

PENALTY MINUTES

	GP	PIM
Doan, Shane	76	154
Tkachuk, Keith	57	120
Odgers, Jeff	34	117
Blake, Rob	72	112
Barnaby, Matthew	23	110
Roenick, Jeremy	59	98
O'Donnell, Sean	52	91
Ott, Steve	36	88
Nazarov, Andrei	30	87
Nichol, Scott	29	87

ASSISTS

	GP	A
Modano, Mike	79	55
Lidstrom, Nicklas	63	38
Zubov, Sergei	63	36
Weight, Doug	54	35
Thornton, Joe	46	33
Naslund, Markus	52	30
Larionov, Igor	35	29
Sakic, Joe	44	29
Ronning, Cliff	44	28
Lehtinen, Jere	65	28

GOALTENDERS

GAMES PLAYED

	GP
Nabokov, Evgeni	48
Turco, Marty	44
Joseph, Curtis	38
Belfour, Ed	36
Khabibulin, Nikolai	29
Roy, Patrick	27
Potvin, Felix	25
Vernon, Mike	25
Hasek, Dominik	24
Thibault, Jocelyn	24

GOALS AGAINST AVG.

(minimum: 10 games)	GP	GAA
Brodeur, Martin	19	1.87
Belfour, Ed	36	1.89
Fernandez, Manny	15	1.93
Aebischer, David	11	1.97
Turek, Roman	15	1.97
Hackett, Jeff	13	2.06
Legace, Manny	20	2.12
Salo, Tommy	19	2.13
Hasek, Dominik	24	2.13
McLean, Kirk	16	2.15

WINS

	GP	W
Nabokov, Evgeni	48	26
Turco, Marty	44	24
Belfour, Ed	36	23
Potvin, Felix	25	15
Joseph, Curtis	38	15
Osgood, Chris	20	14
Vernon, Mike	25	14
Roy, Patrick	27	13
Brodeur, Martin	19	12
Khabibulin, Nikolai	29	12

SAVE PERCENTAGE

(minimum: 10 games)	GP	SV%
Fernandez, Manny	15	.932
Kiprusoff, Miikka	20	.928
Brodeur, Martin	19	.928
McLean, Kirk	16	.928
Turek, Roman	15	.926
Hasek, Dominik	24	.926
Salo, Tommy	19	.924
Hackett, Jeff	13	.923
Roy, Patrick	27	.921
Belfour, Ed	36	.921

DUCKS HONOR ROLL

ALL-STAR GAME

Alexei Kasatonov - 1994 (New York)
Paul Kariya - 1996 (Boston)
Guy Hebert - 1997 (San Jose)
Paul Kariya - 1997 (San Jose)*
Teemu Selanne - 1997 (San Jose)
Dmitri Mironov - 1998 (Vancouver)
Teemu Selanne - 1998 (Vancouver)*
Paul Kariya - 1999 (Tampa Bay)*
Teemu Selanne - 1999 (Tampa Bay)*
Paul Kariya - 2000 (Toronto)*
Teemu Selanne - 2000 (Toronto)*
Paul Kariya - 2001 (Colorado)*
Paul Kariya - 2002 (Los Angeles)
Paul Kariya - 2003 (Florida)
Andy McDonald - 2007 (Dallas)
Scott Niedermayer (did not play) - 2007 (Dallas)*
Teemu Selanne - 2007 (Dallas)
Ryan Getzlaf - 2008 (Atlanta)
Scott Niedermayer - 2008 (Atlanta)
Corey Perry - 2008 (Atlanta)
Chris Pronger - 2008 (Atlanta)
Ryan Getzlaf - 2009 (Montreal)*
J.S. Giguere - 2009 (Montreal)*
Scott Niedermayer - 2009 (Montreal)*

*Voted in as starter

ALL-STAR GAME MVP

Teemu Selanne - 1998 (Vancouver)

FIRST TEAM NHL ALL-STAR

Paul Kariya - 1996
Teemu Selanne - 1996
Paul Kariya - 1997
Paul Kariya - 1999
Scott Niedermayer - 2006
Scott Niedermayer - 2007

SECOND TEAM NHL ALL-STAR

Teemu Selanne - 1998
Teemu Selanne - 1999
Paul Kariya - 2000
Paul Kariya - 2003
Chris Pronger - 2007

NHL ALL-ROOKIE TEAM

Bobby Ryan - 2009

LADY BYNG MEMORIAL TROPHY

Paul Kariya - 1996
Paul Kariya - 1997

MAURICE "THE ROCKET" RICHARD TROPHY

Teemu Selanne - 1999

BILL MASTERTON MEMORIAL TROPHY

Teemu Selanne - 2006

NHL PLAYER OF THE MONTH

Paul Kariya - April, 1996
Paul Kariya - January, 1997
Teemu Selanne - February, 1999
Teemu Selanne - November, 2006

NHL ROOKIE OF THE MONTH

Bobby Ryan - January, 2009

NHL PLAYER OF THE WEEK

Guy Hebert - Mar. 25, 1996
Paul Kariya - Apr. 8, 1996
Teemu Selanne - Oct. 27, 1997
Teemu Selanne - Jan. 19, 1998
Paul Kariya - Jan. 26, 1998
Teemu Selanne - Feb. 29, 1999
J.S. Giguere - Dec. 15, 2002
Teemu Selanne - Mar. 26, 2006
Ryan Getzlaf - Jan. 20, 2007
Teemu Selanne - Feb. 24, 2008
Ryan Getzlaf/Corey Perry/Teemu Selanne - Nov. 3, 2008

STATISTICS OF FORMER DUCKS

SKATERS

(AMONG PLAYERS THAT PLAYED IN AT LEAST ONE GAME WITH ANAHEIM)

PLAYER	SEASONS	POS.-NO.	GP	G	A	PTS	PIM	+/-
Aalto, Antti	1997-01	C - 44/14	151	11	17	28	52	-25
Selected by Anaheim in the sixth round (134th overall) of the 1993 NHL Entry Draft. Became a free agent, July 1, 2001.								
Antoski, Shawn	1996-98	LW - 19/11	11	1	0	1	20	+2
Acquired from Pittsburgh with Dmitri Mironov in exchange for Alex Hicks and Fredrik Olausson, Nov. 19, 1996. Became a free agent, July 1, 1998.								
Armstrong, Chris	2003-04	D - 41	4	0	1	1	0	-1
Signed as a free agent, June 26, 2003. Became a free agent, July 1, 2004.								
Artyukhin, Evgeny	2009-10	LW - 24	37	4	5	9	41	0
Acquired from Tampa Bay in exchange for Drew Miller and a third-round draft pick in the 2010 NHL Entry Draft, Aug. 13, 2009. Traded to Atlanta for Nathan Ostryck and a conditional draft pick in 2011 NHL Entry Draft, March 1, 2010.								
Balmochnykh, Maxim	1999-00	RW - 18	6	0	1	1	2	+2
Selected by Anaheim in the second round (45th overall) of the 1997 NHL Entry Draft. Traded to New Jersey with Oleg Tverdokvov and Jeff Friesen for Petr Sykora, Mike Commodore, J.F. Dampousse and Igor Pohanka, July 6, 2002.								
Banham, Frank	1996-98	RW - 29	27	9	2	11	14	-8
Signed as a free agent, Jan. 22, 1996. Became a free agent, July 1, 2000.								
Bannister, Drew	1997-98 & 2001-02	D - 5/36	28	0	6	6	47	-2
Acquired from Edmonton in exchange for Bobby Dollas, Jan. 9, 1998. Traded to Tampa Bay in exchange for a fifth-round selection in the 2000 NHL Entry Draft, Dec. 10, 1998. Signed as a free agent, July 27, 2001. Became a free agent, July 1, 2002.								
Baumgartner, Ken	1996-97	LW/D - 24/22	79	0	12	12	223	0
Acquired from Toronto in exchange for Winnipeg's fourth-round selection (Kim Staal), Mar. 20, 1996. Became a free agent, July 1, 1997.								
Bawa, Robin	1993-94	RW - 26	12	0	1	1	7	-3
Acquired in the 1993 NHL Expansion Draft from San Jose. Became a free agent, July 1, 1994.								
Beauchemin, Francois	2005-09	D - 23	234	21	67	88	161	+3
Acquired from Columbus with Tyler Wright in exchange for Sergei Fedorov and a fifth-round selection in the 2006 NHL Entry Draft, Nov. 15, 2005. Became a free agent, July 1, 2009.								
Bellows, Brian	1996-97	LW - 23	62	15	13	28	22	-11
Acquired from Tampa Bay in exchange for a sixth-round selection in the 1997 NHL Entry Draft, Nov. 18, 1996. Became a free agent, July 1, 1997.								
Bergeron, Marc-Andre	2007-08	D - 7	9	0	1	1	4	-2
Acquired from NY Islanders in exchange for a third-round selection in the 2008 NHL Entry Draft, Feb. 26, 2008. Traded to Minnesota in exchange for a third-round selection in the 2008 NHL Entry Draft, June 10, 2008.								
Bertuzzi, Todd	2007-08	LW - 4	68	14	26	40	97	+8
Signed as a free agent, July 2, 2007. Became a free agent, June 28, 2008.								
Bets, Maxim	1993-94	LW - 43	3	0	0	0	0	-3
Acquired from St. Louis with a sixth-round selection in the 1995 NHL Entry Draft in exchange for Alexei Kasatonov on Mar. 21, 1994. Became a free agent, July 1, 1996.								
Bochenski, Brandon	2007-08	RW - 12	12	2	2	4	6	+2
Acquired from Boston in exchange for Shane Hnidy and a sixth-round selection in the 2008 NHL Entry Draft, Jan. 2, 2008. Traded to Nashville for future considerations, Feb. 26, 2008.								
Boynton, Nick	2009-10	D - 4	42	1	6	7	59	+1
Signed as a free agent, July 9, 2009. Traded to Chicago for future considerations, March 2, 2010.								
Brennan, Kip	2005-06	LW - 37	12	0	1	1	35	-2
Acquired from Atlanta in exchange for Mark Popovic, Aug. 25, 2005. Became a free agent, July 1, 2006.								
Brimanis, Aris	2001-02	D - 37	5	0	0	0	9	-1
Signed as a free agent, Aug. 1, 2001. Became a free agent July 1, 2002.								
Brent, Tim	2006-07	C - 47	15	1	0	1	6	-5
Selected by Anaheim in the second round (37th overall) of the 2002 NHL Entry Draft. Re-entered NHL Draft. Selected again by Anaheim in the third round (75th overall) of the 2004 NHL Entry Draft. Traded to Pittsburgh in exchange for Stephen Dixon, July 20, 2007.								
Brown, Mike	2002-03	LW - 44	16	1	1	2	44	0
Claimed off waivers from Vancouver, Oct. 10, 2002. Became a free agent, July 1, 2003.								
Brown, Mike	2008-10	RW - 13	103	8	2	10	166	-1
Acquired from Vancouver in exchange for Nathan McIver, Feb. 4, 2009. Traded to Toronto in exchange for a fifth-round selection in the 2010 NHL Entry Draft, June 26, 2010.								
Burnett, Garrett	2003-04	LW - 55	39	1	2	3	184	0
Signed as a free agent, July 25, 2003. Became a free agent, July 1, 2004.								
Butsayev, Viacheslav	1995-96	C - 15	7	1	0	1	0	-4
Signed as a free agent, Oct. 20, 1995. Became a free agent, July 1, 1996.								
Bylsma, Dan	2000-04	RW - 21	209	10	22	32	62	-11
Signed as a free agent, July 13, 2000. Became a free agent, July 1, 2004.								
Calder, Kyle	2009-10	LW - 32	14	0	2	2	8	-7
Signed as a free agent, Oct. 28, 2009. Became a free agent, July 1, 2010.								
Campbell, Jim	1995-96	C - 21	16	2	3	5	36	0
Acquired from Montreal in exchange for Robert Dirk, Jan. 21, 1996. Became a free agent, July 1, 1996.								
Carnback, Patrik	1993-96	LW/C - 21	148	24	38	62	120	-13
Acquired from Montreal with Todd Ewen in exchange for a third-round selection in the 1994 NHL Entry Draft, Aug. 10, 1993. Became a free agent, July 1, 1996.								

STATISTICS OF FORMER DUCKS

PLAYER	SEASONS	POS-NO.	GP	G	A	PTS	PIM	+/-
Carney, Keith	2001-06	D - 3	291	13	48	61	185	+30
Acquired from Phoenix in exchange for a second-round selection in the 2001 NHL Entry Draft, June 19, 2001. Traded to Vancouver with Juha Alen in exchange for Brett Skinner and a second-round selection in the 2006 NHL Entry Draft, Mar. 9, 2006.								
Chistov, Stanislav	2002-04 & 2006-07	LW - 23/24	136	14	34	48	80	-12
Selected by Anaheim in the first round (5th overall) of the 2001 NHL Entry Draft. Traded to Boston in exchange for a third-round selection in the 2008 NHL Entry Draft, Nov. 13, 2006.								
Chouinard, Marc	2000-03	C - 32/11	159	10	13	23	62	-12
Acquired from Winnipeg with Teemu Selanne and a fourth-round selection in the 1996 NHL Entry Draft in exchange for Chad Kilger, Oleg Tverdovsky and a third-round selection in the 1996 NHL Entry Draft, Feb. 7, 1996. Became a free agent, July 1, 2003.								
Christensen, Erik	2008-10	C/LW - 26	26	2	7	9	8	-5
Acquired from Atlanta in exchange for Eric O'Dell, Mar. 4, 2009. Claimed off waivers by NY Rangers on Dec. 2, 2010.								
Corkum, Bob	1993-96	C - 20/19	168	38	44	82	69	-3
Acquired in the 1993 NHL Expansion Draft from Buffalo. Traded to Philadelphia in exchange for Chris Herperger and a seventh-round selection in the 1997 NHL Entry Draft, Feb. 6, 1996.								
Crowley, Mike	1997-01	D - 38/25	67	5	15	20	44	-26
Acquired from Philadelphia with Anatoli Semenov for Brian Wesenberg, Mar. 19, 1996. Became a free agent, July 1, 2001.								
Cullen, Matt	1997-03	C - 45/11/17	427	65	135	200	168	-39
Selected by Anaheim in the second round (35th overall) of the 1996 NHL Entry Draft. Traded to Florida with Pavel Trnka and a fourth-round selection in the 2003 NHL Entry Draft in exchange for Sandis Ozolinsh and Lance Ward, Jan. 30, 2003.								
Cummins, Jim	2000-02	RW - 19/15	81	5	6	11	167	-12
Signed as a free agent, July 5, 2000. Traded to the NY Islanders in exchange for Dave Roche, Jan. 14, 2002.								
Daigneault, J.J.	1997-98	D - 36	66	4	24	28	50	-5
Acquired from Pittsburgh in exchange for Garry Valk, Feb. 21, 1997. Traded to NY Islanders with Mark Janssens and Joe Sacco in exchange for Travis Green, Doug Houda and Tony Tuzzolino, Feb. 6, 1998.								
Davidsson, Johan	1998-00	C - 22	69	4	5	9	16	-9
Selected by Anaheim in the second round (28th overall) of the 1994 NHL Entry Draft. Traded to NY Islanders with future considerations in exchange for Jorgen Jonsson, Mar. 11, 2000.								
DiPenta, Joe	2005-08	D - 33	171	5	16	21	110	+12
Signed as a free agent, Aug. 11, 2005. Became a free agent, July 1, 2008.								
Dirk, Robert	1994-96	D - 5	82	2	5	7	98	+5
Acquired from Chicago in exchange for a fourth-round selection in the 1995 NHL Entry Draft, July 12, 1994. Traded to Montreal in exchange for Jim Campbell, Jan. 21, 1996.								
Dollas, Bobby	1993-98	D - 2	305	28	61	89	213	+31
Acquired in the 1993 NHL Expansion Draft from Detroit. Traded to Edmonton in exchange for Drew Bannister, Jan. 9, 1998.								
Donato, Ted	1999-00	LW - 21	81	11	19	30	26	-3
Acquired from Ottawa with the rights to Antti-Jussi Niemi in exchange for Patrick Lalime, June 18, 1999. Became a free agent, July 1, 2000.								
Douris, Peter	1993-96	RW - 16	151	30	40	70	42	-4
Signed as a free agent, July 22, 1993. Became a free agent, July 1, 1996.								
Drury, Ted	1996-99	C - 13/18	232	21	26	47	225	-18
Acquired from Ottawa with the rights to Marc Moro in exchange for Shaun Van Allen and Jason York, Oct. 1, 1996. Traded to NY Islanders in exchange for Tony Hrkac and Dean Malkoc, Oct. 29, 1999.								
Ebbett, Andrew	2007-10	C - 48	53	8	24	32	26	+10
Signed as a free agent, May. 16, 2007. Claimed off waivers by Chicago on Oct. 17, 2009.								
Eminger, Steve	2009-10	D - 7	63	4	12	16	30	+1
Signed as a free agent, Sept. 4, 2009. Traded to NY Rangers in exchange for Aaron Voros and Ryan Hillier, July 9, 2010.								
Ewen, Todd	1993-96	RW - 36	153	13	12	25	650	-14
Acquired from Montreal with Patrik Carnback in exchange for a third-round selection in the 1994 NHL Entry Draft, Aug. 10, 1993. Became a free agent, July 1, 1996.								
Fedorov, Sergei	2003-05	C - 91	85	31	35	66	44	-6
Signed as a free agent, July 19, 2003. Traded to Columbus with a fifth-round selection in the 2006 NHL Entry Draft in exchange for Tyler Wright and Francois Beauchemin, Nov. 16, 2005.								
Fedoruk, Todd	2005-06	LW - 29	86	4	22	26	210	+8
Acquired from Philadelphia in exchange for a second-round selection in the 2005 NHL Entry Draft, July 29, 2005. Traded to Philadelphia in exchange for a fourth-round selection in the 2007 NHL Entry Draft, Nov. 13, 2006.								
Fedotov, Anatoli	1993-94	D - 34	3	0	0	0	0	-3
Selected by Anaheim in the 10th round (238th overall) of the 1993 NHL Entry Draft. Retired in Sept., 1994.								
Ferguson, Scott	1998-99	D - 21	2	0	1	1	0	0
Signed as a free agent, July 22, 1998. Became a free agent, July 1, 2000.								
Ferner, Mark	1993-95	D - 3	64	3	6	9	36	-20
Acquired in the 1993 NHL Expansion Draft from Ottawa. Traded to Detroit with Stu Grimson in exchange for Mike Sillinger and Jason York on Apr. 4, 1995.								
Friesen, Jeff	2000-02 & 2005-06	LW - 11/12	114	20	39	59	62	-7
Acquired from San Jose with Steve Shields and future considerations in exchange for Teemu Selanne, Mar. 5, 2001. Traded to New Jersey with Oleg Tverdovsky and Maxim Balmochnykh for Petr Sykora, Mike Commodore, J.F. Dampousse and Igor Pohanka, July 6, 2002. Acquired from Washington in exchange for a second-round selection in the 2006 NHL Entry Draft, Mar. 9, 2006. Became a free agent, July 1, 2006.								
Gavey, Aaron	2005-06	C - 40	5	0	0	0	2	0
Signed as a free agent, Sept. 12, 2005. Became a free agent, July 1, 2006.								

STATISTICS OF FORMER DUCKS

PLAYER	SEASONS	POS-NO.	GP	G	A	PTS	PIM	+/-
Glencross, Curtis	2006-07	C - 46	2	1	0	1	2	-1
Signed as a free agent, Mar. 25, 2004. Traded to Columbus with Zenon Konopka and a conditional seventh-round selection in 2007 or 2008 in exchange for Joe Motzko, Mark Hartigan and a fourth-round selection in the 2007 NHL Entry Draft, Jan. 26, 2007.								
Green, Travis	1998-99 & 2006-07	C - 39	108	19	29	48	103	-14
Acquired from NY Islanders with Doug Houda and Tony Tuzzolino in exchange for J.J. Daigneault, Mark Janssens and Joe Sacco, Feb. 6, 1998. Traded to Phoenix with a first-round selection (Scott Kelman) in the 1999 NHL Entry Draft in exchange for Oleg Tverdokovsky, June 26, 1999. Signed as a free agent, Aug. 10, 2006. Claimed off waivers by Toronto, Jan. 10, 2007.								
Grimson, Stu	1993-95 & 1998-00	LW - 32	231	5	8	13	583	-13
Acquired by Anaheim in the 1993 NHL Expansion Draft from Detroit. Traded to Detroit with Mark Ferner and a sixth-round selection in the 1996 NHL Entry Draft in exchange for Mike Sillinger and Jason York, Apr. 4, 1995. Acquired from Carolina with Kevin Haller in exchange for David Karpa and a fourth-round selection in the 2000 NHL Entry Draft, Aug. 11, 1998. Became a free agent, July 1, 2000.								
Haller, Kevin	1998-00	D - 5	149	4	11	15	183	-9
Acquired from Carolina with Stu Grimson for David Karpa and a fourth-round selection in the 2000 NHL Entry Draft, Aug. 11, 1998. Became a free agent July 1, 2000.								
Hankinson, Casey	2003-04	LW - 48	4	0	0	0	4	0
Signed as a free agent, June 25, 2003. Became a free agent, July 1, 2004.								
Hartigan, Mark	2007	C - 13	12	1	2	3	6	+1
Acquired from Columbus with Joe Motzko and a fourth-round selection in the 2007 NHL Entry Draft in exchange for Curtis Glencross, Zenon Konopka and a seventh-round selection in either the 2007 or 2008 NHL Entry Draft, Jan. 26, 2007. Became a free agent, July 1, 2007.								
Havelid, Niclas	1999-04	D - 28	310	24	61	85	152	-42
Selected by Anaheim in the third round (83rd overall) of the 1999 NHL Entry Draft. Traded to Atlanta in exchange for Kurtis Foster, June 26, 2004.								
Hedican, Bret	2008-09	D - 3	51	1	5	6	36	-7
Signed as a free agent, October 23, 2008. Became free agent, July 1, 2009.								
Hedstrom, Jonathan	2002-03 & 2005-06	RW - 51/17	83	13	14	27	48	+1
Acquired from Toronto in exchange for a sixth- and seventh-round selection in the 2000 NHL Entry Draft, June 25, 2000. Retired in Aug. 2006.								
Hicks, Alex	1995-96	LW - 32	82	12	17	29	51	+12
Signed as a free agent, Aug. 23, 1995. Traded to Pittsburgh with Fredrik Olausson in exchange for Shawn Antoski and Dmitri Mironov, Nov. 19, 1996.								
Hill, Sean	1993-94	D - 6	68	7	20	27	78	-12
Acquired in the 1993 NHL Expansion Draft from Montreal. Traded to Ottawa in exchange for a third-round selection in the 1994 NHL Entry Draft, June 29, 1994.								
Hnidy, Shane	2007-08	D - 7	33	1	2	3	30	+2
Signed as a free agent, July 5, 2007. Traded to Boston with a sixth-round selection in the 2008 NHL Entry Draft in exchange for Brandon Bochenski, Jan. 2, 2008.								
Holan, Milos	1995-96	D - 7	41	4	10	14	38	-8
Acquired from Philadelphia in exchange for Anatoli Semenov, Mar. 8, 1995. Retired due to illness after the 1995-96 season.								
Holmqvist, Michael	2003-04	C - 18	21	2	0	2	25	-6
Selected by Anaheim in the first round (18th overall) of the 1997 NHL Entry Draft. Traded to Chicago in exchange for Travis Moen on July 30, 2005.								
Houda, Doug	1997-98	D - 6	24	1	2	3	52	-5
Acquired from NY Islanders with Travis Green and Tony Tuzzolino in exchange for J.J. Daigneault, Mark Janssens and Joe Sacco, Feb. 6, 1998. Traded to Detroit in exchange for future considerations, Oct. 8, 1998.								
Houlder, Bill	1993-94	D - 23	80	14	25	39	40	-18
Acquired in the 1993 NHL Expansion Draft from Buffalo. Traded to St. Louis in exchange for Jason Marshall, Aug. 29, 1994.								
Hrkac, Tony	1999-01	C - 15	140	17	32	49	37	-2
Acquired from NY Islanders with Dean Malkoc in exchange for Ted Drury, Oct. 29, 1999. Became a free agent, July 1, 2001.								
Huskins, Kent	2005-09	D - 40	142	6	22	28	100	+26
Signed as a free agent, August 30, 2005. Traded to San Jose with Travis Moen in exchange for Nick Bonino, Timo Pielmeier and a conditional selection in the 2009 NHL Entry Draft, March 4, 2009.								
Janssens, Mark	1997-98	C - 24/18	67	4	7	11	163	-25
Acquired from Hartford in exchange for Bates Battaglia and a fourth-round selection in the 1998 NHL Entry Draft, Mar. 18, 1997. Traded to NY Islanders with J.J. Daigneault and Joe Sacco in exchange for Travis Green, Doug Houda and Tony Tuzzolino, Feb. 6, 1998.								
Johnson, Craig	2003-04	LW - 27	39	1	2	3	14	-4
Signed as a free agent, Sept. 9, 2003. Claimed on waivers by Toronto, Jan. 9, 2004.								
Jomphe, J.F.	1995-98	C - 46	104	10	29	39	100	-1
Signed as a free agent, Sept. 27, 1993. Traded to Phoenix in exchange for Jim McKenzie, June 18, 1998.								
Kariya, Paul	1995-03	LW - 9	606	300	369	669	213	+52
Selected by Anaheim in the first round (fourth overall) of the 1993 NHL Entry Draft. Became a free agent, July 1, 2003.								
Karpa, David	1995-98	D - 15/17/33	245	7	43	50	788	+5
Acquired from Quebec in exchange for a conditional selection in the 1997 NHL Entry Draft (fourth), Mar. 8, 1995. Traded to Carolina with a fourth-round selection in the 2000 NHL Entry Draft in exchange for Stu Grimson and Kevin Haller, Aug. 11, 1998.								
Karpov, Valeri	1994-97	RW - 11	76	14	15	29	32	-7
Selected by Anaheim in the third round (56th overall) of the 1993 NHL Entry Draft. Became a free agent, July 1, 1997.								
Kasatonov, Alexei	1993-94	D - 7	55	4	18	22	43	-8
Acquired in the 1993 NHL Expansion Draft from New Jersey. Traded to St. Louis in exchange for Maxim Bets and a sixth-round selection in the 1995 NHL Entry Draft, Mar. 21, 1994.								
Kilger, Chad	1995-96	C - 8	45	5	7	12	22	-2
Selected by Anaheim in the first round (fourth overall) of the 1995 NHL Entry Draft. Traded to Winnipeg with Oleg Tverdokovsky and a third-round selection in the 1996 NHL Entry Draft in exchange for Teemu Selanne, Marc Chouinard and a fourth-round selection in the 1996 NHL Entry Draft, Feb. 7, 1996.								

STATISTICS OF FORMER DUCKS

PLAYER	SEASONS	POS-NO.	GP	G	A	PTS	PIM	+/-
King, Steven	1993-96	RW - 17/24	43	10	3	13	59	-8
Acquired in the 1993 NHL Expansion Draft from NY Rangers. Became a free agent, July 1, 1996.								
Kjellberg, Patric	2001-03	RW - 18	141	15	19	34	26	-18
Acquired from Nashville in exchange for Petr Tenkrat, Nov. 1, 2001. Became a free agent, July 1, 2003.								
Klee, Ken	2008	D - 2	3	0	0	0	4	+0
Acquired from Atlanta with Brad Larsen and Chad Painchaud in exchange for Mathieu Schneider, Sept. 26, 2008. Claimed off waivers by Phoenix on October 28, 2008.								
Knutsen, Espen	1997-98	C - 47/21	19	3	0	3	6	-10
Acquired from Hartford in exchange for Kevin Brown, Oct. 1, 1996. Traded to Columbus in exchange for a fourth-round selection in the 2001 NHL Entry Draft, May 25, 2000.								
Kohn, Ladislav	1999-01	RW - 29	128	9	19	28	69	-32
Acquired from Atlanta in exchange for an eighth-round selection in the 2000 NHL Entry Draft, Sept. 27, 1999. Traded to Atlanta for Sergei Vyshedkevich and Scott Langkow, Feb. 9, 2001.								
Kondratiev, Maxim	2007-08	D - 20	4	0	0	0	0	-2
Acquired from NY Rangers in exchange for Petr Sykora and a fourth-round selection in the 2007 NHL Entry Draft, Jan. 8, 2006. Placed on waivers, Jan. 30, 2008.								
Konopka, Zenon	2005-06	C - 25	23	4	3	7	48	-4
Signed as a free agent, Sept. 1, 2004. Traded to Columbus with Curtis Glencross and a selection in either the 2007 or 2008 NHL Entry Draft in exchange for Mark Hartigan, Joe Motzko and a fourth-round selection in the 2007 NHL Entry Draft, Jan. 26, 2007.								
Krivokrasov, Sergei	2001-02	RW - 23	17	1	2	3	19	-1
Acquired from Minnesota in exchange for a seventh-round selection in the 2002 NHL Entry Draft and future considerations, Nov. 1, 2001. Became a free agent July 1, 2002.								
Krog, Jason	2002-04	C - 10	147	16	27	43	28	-3
Signed as a free agent, July 17, 2002. Became a free agent, July 1, 2004.								
Krygier, Todd	1994-96	LW - 25	95	20	39	59	80	-8
Acquired from Washington in exchange for a fourth-round selection in the 1996 NHL Entry Draft, Feb. 2, 1995. Traded to Washington in exchange for Mike Torchia, Mar. 8, 1996.								
Kunitz, Chris	2003-05 & 2005-09	LW - 38/14	313	81	111	192	297	+60
Signed as a free agent, April 1, 2003. Claimed off waivers by Atlanta, October 4, 2005. Claimed off waivers from Atlanta October 18, 2005. Traded to Pittsburgh with Eric Tangradi in exchange for Ryan Whitney, February 26, 2009.								
Kurvers, Tom	1994-95	D - 24	22	4	3	7	6	-13
Acquired from NY Islanders in exchange for Troy Loney, June 29, 1994. Became a free agent, July 1, 1995.								
Kurri, Jari	1996-97	RW/C - 17	82	13	22	35	12	-13
Signed as a free agent, Aug. 14, 1996. Became a free agent, July 1, 1997.								
Ladouceur, Randy	1993-96	D - 29	188	4	16	20	157	+14
Acquired in the 1993 NHL Expansion Draft from Hartford. Retired from the NHL after the 1995-96 season.								
Lambert, Denny	1994-96 & 2001-02	LW - 42/27	119	3	16	19	272	+2
Signed as a free agent, Aug. 16, 1993. Became a free agent, July 1, 1996. Acquired from Atlanta in exchange for future considerations, July 2, 2001. Became a free agent, July 1, 2002.								
Lebeau, Stephan	1993-95	C - 47	60	14	20	34	26	+1
Acquired from Montreal in exchange for Ron Tugnutt, Feb. 20, 1994. Became a free agent, July 1, 1995.								
LeBoutillier, Peter	1996-98	RW - 52	35	2	1	3	176	-1
Selected by Anaheim in the sixth round (133rd overall) of the 1995 NHL Entry Draft. Became a free agent, July 1, 2000.								
LeClerc, Mike	1996-04	LW - 12	291	54	78	132	251	-43
Selected by Anaheim in the third round (55th overall) of the 1995 NHL Entry Draft. Traded to Phoenix in exchange for a conditional selection in the 2007 NHL Entry Draft, Aug. 23, 2005.								
Lilly, John	1993-96	RW - 48/27	23	3	8	11	13	+2
Signed as a free agent, Mar. 9, 1994. Became a free agent, July 1, 1996.								
Loach, Lonnie	1993-94	LW - 27	3	0	0	0	2	-2
Acquired in the 1993 NHL Expansion Draft from Los Angeles. Became a free agent, July 1, 1994.								
Loney, Troy	1993-94	LW - 24	62	13	6	19	88	-5
Acquired in the 1993 NHL Expansion Draft from Pittsburgh. Traded to the NY Islanders in exchange for Tom Kurvers, June 29, 1994.								
Marha, Josef	1997-99	C - 10	22	7	5	12	0	0
Acquired from Colorado in exchange for Warren Rychel and a conditional selection in the 1999 NHL Entry Draft, Mar. 24, 1998. Traded to Chicago in exchange for future considerations, Jan. 28, 1999.								
Marshall, Jason	1995-01 & 2005-06	D - 23/28/6	370	8	34	42	740	-26
Acquired from St. Louis in exchange for Bill Houlder, Aug. 29, 1994. Traded to Washington in exchange for Alexei Tezikov and a fourth-round selection in the 2001 NHL Entry Draft, Mar. 13, 2001. Signed as a free agent, Aug. 8, 2005. Became a free agent, July 1, 2006.								
Martensson, Tony	2003-04	C - 46	6	1	1	2	0	-2
Selected in the seventh round (224th overall) of the 2001 NHL Entry Draft. Signed as a free agent by Linkopings (Sweden), May 17, 2004.								
May, Brad	2007-09	LW - 24	95	3	7	10	94	+6
Acquired from Colorado in exchange for Mike Wall, February 27, 2007. Traded to Toronto in exchange for a conditional sixth-round selection in the 2010 NHL Entry Draft, January 7, 2009.								
McDonald, Andy	2000-07	C - 19	391	92	167	259	162	+24
Signed as a free agent, Apr. 3, 2000. Traded to St. Louis in exchange for Doug Weight, Michel Birner and a seventh-round selection in the 2008 NHL Entry Draft, Dec. 14, 2007								
McInnis, Marty	1998-02	RW - 16	272	57	88	145	127	-53
Acquired from Chicago in exchange for a fourth-round selection in the 2000 NHL Entry Draft, Oct. 27, 1998. Traded to Boston in exchange for a third-round selection in the 2002 NHL Entry Draft, Mar. 5, 2002.								

STATISTICS OF FORMER DUCKS

PLAYER	SEASONS	POS-NO.	GP	G	A	PTS	PIM	+/-
McIver, Nathan	2008-09	D - 6	18	0	1	1	36	+2
Claimed off waivers from Vancouver, October 4, 2008. Traded to Vancouver in exchange for Mike Brown, Feb. 4, 2009.								
McKay, Scott	1993-94	C - 45	1	0	0	0	0	0
Signed as a free agent, Aug. 2, 1993. Became a free agent, July 1, 1995.								
McKenzie, Jim	1998-00	LW - 33	104	8	7	15	147	-23
Acquired from Phoenix in exchange for J.F. Jomphe, June 18, 1998. Claimed by Washington off NHL waivers Jan. 20, 2000.								
McSween, Don	1994-96	D - 39/6	37	3	9	12	43	+4
Signed as a free agent on Jan. 12, 1994. Became a free agent, July 1, 1996.								
Melin, Bjorn	2006-07	RW - 43	3	1	0	1	0	-1
Acquired from NY Islanders with Ben Guite in exchange for future Dave Roche, March 19, 2002. Signed with HV-71 of the Swedish Elite League, September 9, 2003. Signed as a free agent, May 31, 2006. Signed with HV-71 of the Swedish Elite League, April 27, 2007.								
Mikulchik, Oleg	1995-96	D - 44	8	0	0	0	4	-2
Signed as a free agent, July 28, 1995. Became a free agent, July 1, 1996.								
Miller, Drew	2006-09	LW - 18	53	6	9	15	23	-1
Selected by Anaheim in the sixth round (186th overall) of the 2003 NHL Entry Draft. Traded to Tampa Bay with a third-round selection in the 2010 NHL Entry Draft in exchange for Evgeny Artyukin, August 13, 2009.								
Miller, Kip	1999-00	C - 11	30	6	17	23	4	+1
Acquired from Pittsburgh in exchange for future considerations, Jan. 29, 2000. Became free agent on July 1, 2000.								
Mironov, Dmitri	1996-98	D - 15	128	18	64	82	192	+13
Acquired from Pittsburgh with Shawn Antoski in exchange for Alex Hicks and Fredrik Olausson, Nov. 19, 1996. Traded to Detroit in exchange for Jamie Pushor and a fourth-round selection in the 1998 NHL Entry Draft, Mar. 24, 1998.								
Moen, Travis	2005-09	LW - 32	261	22	23	45	331	-34
Acquired from Chicago in exchange for Mikael Holmqvist, July 30, 2005. Traded to San Jose with Kent Huskins in exchange for Nick Bonino, Timo Pielmeier and a conditional selection in the 2009 NHL Entry Draft, March 4, 2009.								
Montador, Steve	2008-09	D - 5	65	4	16	20	125	+14
Signed as a free agent, July 11, 2009. Traded to Boston for Petteri Nokelainen, March 4, 2009.								
Moran, Ian	2006-07	D - 18	1	0	0	0	0	-1
Signed as a free agent, Aug. 15, 2006. Signed with Eisbaren Berlin of the German Elite League, Jan. 25, 2007.								
Moro, Marc	1997-98	D - 37	1	0	0	0	0	0
Acquired from Ottawa with Ted Drury in exchange for Shaun Van Allen and Jason York, Oct. 1, 1996. Traded to Nashville with Chris Mason in exchange for Dominic Roussel, Oct. 5, 1998.								
Morrison, Brendan	2008-09	C/LW - 7	62	10	12	22	16	+0
Signed as a free agent, July 8, 2008. Claimed off waivers by Dallas, March 4, 2009.								
Motzko, Joe (playoffs only)	2006-07	RW - 46	3	0	0	0	0	+2
Acquired from Columbus with Mark Hartigan and a 2007 fourth-round selection in exchange for Curtis Glencross, Zenon Konopka and a seventh-round selection in the 2007 or 2008 NHL Entry Draft, Jan. 26, 2007. Became free agent, July 1, 2007.								
Mowers, Mark	2007	RW - 48/28	17	1	0	1	8	+0
Acquired from Boston in exchange for Nathan Saunders and Brett Skinner, Sept. 24, 2007. Became a free agent, Nov. 30, 2007.								
Nazarov, Andrei	2000-01	RW - 26	16	1	0	1	29	-9
Acquired from Calgary with a second-round selection in the 2001 NHL Entry Draft in exchange for Jordan Leopold, Sept. 26, 2000. Traded to Boston with Patrick Traverse in exchange for Samuel Pahlsson, Nov. 18, 2000.								
Nieckar, Barry	1996-98	LW - 42	8	0	0	0	21	0
Signed as a free agent, Oct. 4, 1996. Became a free agent, July 1, 1998.								
Niedermayer, Rob	2003-09	LW/RW - 44	382	56	68	124	311	-32
Acquired from Calgary in exchange for Jean-Francois Dampousse and Mike Commodore, Mar. 11, 2003. Became free agent on July 1, 2009.								
Niedermayer, Scott	2005-10	D - 27	371	60	204	264	306	-5
Signed as a free agent, Aug. 4, 2005. Announced his retirement, June 22, 2010.								
Nielsen, Jeff	1997-00	RW - 19	191	17	19	36	64	-9
Signed as a free agent, Aug. 11, 1997. Selected by Minnesota in the 2000 NHL Expansion Draft, June 23, 2000.								
Nikulin, Igor	1996-97	RW - 21	1	0	0	0	0	0
Selected by Anaheim in the fifth round (107th overall) of the 1995 NHL Entry Draft. Became a free agent, July 1, 1999.								
Nokelainen, Petteri	2008-10	C/RW - 17	67	8	9	17	27	-4
Acquired from Boston in exchange for Steve Montador, Mar. 4, 2009. Traded to Phoenix in exchange for a sixth-round selection in the 2010 NHL Entry Draft, Mar. 3, 2010.								
Norris, Dwayne	1995-96	RW - 28	3	0	1	1	2	0
Signed as a free agent, Nov. 3, 1995. Became a free agent, July 1, 1996.								
Oates, Adam	2002-03	C - 77	67	9	36	45	16	-1
Signed as a free agent, July 1, 2002. Became a free agent, July 1, 2003.								
O'Brien, Shane	2006-07	D - 37	62	2	12	14	140	+5
Selected by Anaheim in the eighth round (250th overall) of the 2003 NHL Entry Draft. Traded to Tampa Bay with a third-round selection in the 2007 NHL Entry Draft in exchange for Gerald Coleman and a first-round selection in the 2007 NHL Entry Draft, Feb. 24, 2007.								
O'Connor, Myles	1993-94	D - 44	5	0	1	1	6	0
Signed as a free agent, July 22, 1993. Became a free agent, July 1, 1995.								
O'Donnell, Sean	2006-08	D - 21	182	5	24	29	202	+21
Acquired from Phoenix in exchange for Joel Perrault, Mar. 9, 2006. Traded to Los Angeles in exchange for a conditional draft pick, Sept. 30, 2008.								
Oksa, Roman	1995-97	RW - 28/10	42	13	12	25	31	-10
Acquired from Vancouver in exchange for Mike Sillinger, Mar. 15, 1996. Traded to Pittsburgh in exchange for Richard Park, Mar. 18, 1997.								

STATISTICS OF FORMER DUCKS

PLAYER	SEASONS	POS-NO.	GP	G	A	PTS	PIM	+/-
Olausson, Fredrik	1995-96, 1998-00 & 2002-03	D - 2/4	244	37	90	127	112	+6
Acquired on waivers from Edmonton, Jan. 16, 1996. Traded to Pittsburgh with Alex Hicks in exchange for Shawn Antoski and Dmitri Mironov, Nov. 19, 1996. Signed as a free agent, Aug. 28, 1998. Retired from the NHL, Apr. 10, 2000. Signed as a free agent, July 12, 2002. Became a free agent, July 1, 2003.								
O'Sullivan, Chris	2002-03	D - 37	2	0	1	1	0	0
Signed as a free agent, July 20, 2002. Became a free agent, July 1, 2003.								
Oystrick, Nathan	2009-10	D - 41	3	0	0	0	2	-1
Acquired from Atlanta with a conditional draft choice in the 2011 NHL Entry Draft in exchange for Evgeny Artyukhin, Mar. 1, 2010. Became free agent, July 1, 2010.								
Ozolinsh, Sandis	2003-06	D - 8	84	13	27	40	48	-1
Acquired from Florida with Lance Ward in exchange for Pavel Trnka, Matt Cullen and a fourth-round selection in the 2003 NHL Entry Draft, Jan. 30, 2003. Traded to NY Rangers in exchange for a third-round selection in the 2006 NHL Entry Draft, Mar. 9, 2006.								
Pahlsson, Samuel	2000-09	C - 26	527	51	90	141	252	-40
Acquired from Boston in exchange for Patrick Traverse and Andrei Nazarov, November 18, 2000. Traded to Chicago with Logan Stephenson and a conditional fourth-round selection in the 2009 NHL Entry Draft in exchange for James Wisniewski and Petri Kontiola, March 4, 2009.								
Park, Richard	1997-98	C - 32	26	1	3	4	18	-3
Acquired from Pittsburgh in exchange for Roman Oksiuta, Mar. 18, 1997. Became a free agent, July 1, 1998.								
Penner, Dustin	2005-07	LW - 76/17	101	33	19	52	72	+1
Signed as a free agent, May 12, 2004. Signed as a restricted free agent by Edmonton, Aug. 2, 2007.								
Plavsic, Adrian	1996-97	D - 25	6	0	0	0	2	-5
Signed as a free agent, Aug. 27, 1996. Became a free agent, July 1, 1997.								
Popovic, Mark	2004	D - 33	1	0	0	0	0	0
Selected by Anaheim in the second round (35th overall) of the 2001 NHL Entry Draft. Traded to Atlanta in exchange for Kip Brennan, Aug. 25, 2005.								
Pronger, Chris	2006-09	D - 25	220	36	114	150	285	+26
Acquired from Edmonton in exchange for Jeffrey Lupul, Ladislav Smid, a first-round selection in the 2007 NHL Entry Draft, a conditional first-round selection and a second-round selection in the 2008 NHL Entry Draft, July 3, 2006. Traded to Philadelphia with Ryan Dingle for Jeffrey Lupul, Luca Sbisa, a first-round selection in the 2009 NHL Entry Draft, a first-round selection in the 2010 NHL Entry Draft, and a conditional third-round selection in the 2010 or 2011 NHL Entry Draft.								
Pronger, Sean	1996-98	C - 54/10	108	12	23	35	56	-3
Signed as a free agent, Jan. 14, 1995. Traded to Pittsburgh in exchange for Patrick Lalime, Mar. 24, 1998.								
Prospal, Vaclav	2003-04	LW - 40	82	19	35	54	54	-9
Signed as a free agent, July 17, 2003. Traded to Tampa Bay in exchange for a second-round selection in the 2005 NHL Entry Draft, Aug. 16, 2004.								
Pushor, Jamie	1997-99	D - 4	80	1	4	5	122	-19
Acquired from Detroit with a fourth-round selection in the 1998 NHL Entry Draft in exchange for Dmitri Mironov, Mar. 24, 1998. Selected by Atlanta in the 1999 NHL Expansion Draft, June 25, 1999.								
Reichert, Craig	1996-97	RW - 51	3	0	0	0	0	-2
Selected in the third round (67th overall) of the 1994 NHL Entry Draft. Became a free agent, July 1, 1999.								
Rome, Aaron	2006-07	D - 34	1	0	0	0	0	-1
Signed as a free agent, June 7, 2004. Traded to Columbus with Clay Wilson in exchange for Geoff Platt and Bruno St. Jacques, Nov. 15, 2007.								
Rucchin, Steve	1994-04	C - 20	616	153	279	432	140	+28
Selected by Anaheim in the first round (second overall) of the 1994 NHL Supplemental Draft. Traded to NY Rangers in exchange for Trevor Gillies and a conditional selection in the 2007 NHL Entry Draft, Aug. 25, 2005.								
Rychel, Warren	1996-98	LW - 16	133	15	13	28	416	-4
Signed as a free agent, July 23, 1996. Traded to Colorado in exchange for Josef Marha and a conditional selection in the 1999 NHL Entry Draft, Mar. 24, 1998.								
Sacco, David	1994-96	LW/C - 12	31	4	12	16	18	-2
Acquired from Toronto in exchange for Terry Yake, Sept. 27, 1995. Became a free agent, July 1, 1996.								
Sacco, Joe	1993-98	RW - 14	333	62	68	130	183	-18
Acquired in the 1993 NHL Expansion Draft from Toronto. Traded to NY Islanders with J.J. Daigneault and Mark Janssens in exchange for Travis Green, Doug Houda and Tony Tuzzolino, Feb. 6, 1998.								
St. Jacques, Bruno	2005	D - 7	1	1	0	1	0	+1
Acquired from Carolina in exchange for Craig Adams, Oct. 5, 2005. Traded to Chicago with Pierre Parenteau in exchange for Sebastian Caron, Matt Keith and Chris Durno, Dec. 28, 2006.								
Salei, Ruslan	1996-2006	D - 24	594	26	79	105	735	-3
Selected by Anaheim in the first round (ninth overall) of the 1996 NHL Entry Draft. Became a free agent, July 1, 2006.								
Sandstrom, Tomas	1997-99	RW - 17	135	24	25	49	106	-30
Signed as a free agent, Aug. 1, 1997. Became a free agent, July 1, 1999.								
Sauer, Kurt	2002-04	D - 34	135	2	6	8	106	-31
Signed as a free agent, June 6, 2002. Traded to Colorado with a fourth-round selection in the 2005 NHL Entry Draft in exchange for Martin Skoula, Feb. 21, 2004.								
Sawyer, Kevin	2000-03	LW - 46/25	97	3	3	6	363	-11
Signed as a free agent, July 13, 2000. Became a free agent, July 1, 2003.								
Schastlivy, Petr	2004	LW - 27	22	2	0	2	4	-3
Acquired from Ottawa in exchange for Todd Simpson, Feb. 4, 2004. Became a free agent, July 1, 2004.								
Semenov, Anatoli	1993-95/96	C - 19/93	76	15	32	47	26	-18
Acquired in the 1993 NHL Expansion Draft from Vancouver. Traded to Philadelphia in exchange for Milos Holan, Mar. 5, 1995. Re-acquired from Philadelphia with the rights to Mike Crowley in exchange for the rights to Brian Wessenberg, Mar. 19, 1996. Became a free agent, July 1, 1996.								

STATISTICS OF FORMER DUCKS

PLAYER	SEASONS	POS-NO.	GP	G	A	PTS	PIM	+/-
Severson, Cam	2002-04	LW - 14/17	33	3	0	3	58	-3
Signed as a free agent, Aug. 22, 2002. Became a free agent, July 1, 2004.								
Severyn, Brent	1997-98	RW - 22	37	1	3	4	133	-3
Acquired in the 1997 NHL Waiver Draft from Colorado. Became a free agent, July 1, 1998.								
Shannon, Ryan	2006-07	C - 38	53	2	9	11	10	-2
Signed as a free agent, Nov. 28, 2005. Traded to Vancouver in exchange for Jason King and a conditional third-round selection in the 2009 NHL Entry Draft, June 23, 2007.								
Sillinger, Mike	1994-96	C - 26	77	15	26	41	38	-19
Acquired from Detroit with Jason York in exchange for Stu Grimson and Mark Ferner, Apr. 4, 1995. Traded to Vancouver in exchange for Roman Oksiuta, Mar. 15, 1996.								
Simpson, Todd	2003-04	D - 2	46	4	3	7	105	-6
Acquired in the 2003 NHL Waiver Draft from Phoenix. Traded to Ottawa in exchange for Petr Schastlivy, Feb. 5, 2004.								
Skalde, Jarrod	1993-94	C - 10	20	5	4	9	10	-3
Acquired in the 1993 NHL Expansion Draft from New Jersey. Traded to Calgary in exchange for Bobby Marshall, Oct. 30, 1995.								
Skoula, Martin	2003-04	D - 14	21	2	7	9	2	+2
Acquired from Colorado in exchange for Kurt Sauer and a fourth-round selection in the 2005 NHL Entry Draft, Feb. 21, 2004. Became a free agent, Aug. 1, 2005.								
Smirnov, Alexei	2002-03	LW - 22	52	3	3	6	20	-1
Selected by Anaheim in the first round (12th overall) of the 2000 NHL Entry Draft. Became a free agent, Aug. 1, 2005.								
Stevenson, Jeremy	1995-98	LW - 40	53	3	6	9	127	-4
Selected by Anaheim in the 11th round (262nd overall) of the 1994 NHL Entry Draft. Became a free agent on July 1, 2000.								
Sutherby, Brian	2007-08	C/LW - 17	62	3	4	7	76	+4
Acquired from Washington in exchange for a second-round selection in the 2009 NHL Entry Draft, November 19, 2007. Traded to Dallas in exchange for David McIntyre and a conditional sixth-round selection in the 2010 NHL Entry Draft, December 14, 2008.								
Sweeney, Tim	1993-95	C/LW - 8	91	17	28	45	51	0
Acquired in the 1993 NHL Expansion Draft from Boston. Released, Apr. 9, 1995.								
Sykora, Petr	2002-06	RW - 39	197	64	67	131	86	-15
Acquired from New Jersey with Mike Commodore, Jean-Francois Dampousse and Igor Pohanka in exchange for Jeff Friesen, Oleg Tverdovsky and Maxim Balmochnykh, July 6, 2002. Traded to NY Rangers with a fourth-round selection in the 2007 NHL Entry Draft in exchange for Maxim Kondratiev, Jan. 8, 2006.								
Tenkrat, Petr	2000-02	RW - 18	55	5	9	14	22	-17
Selected by Anaheim in the eighth round (230th overall) of the 1999 NHL Entry Draft. Traded to Nashville in exchange for Patric Kjellberg, Nov. 1, 2001.								
Thomas, Steve	2002-03	RW - 32	12	10	3	12	2	+10
Acquired from Chicago in exchange for a fifth-round selection in the 2003 NHL Entry Draft, Mar. 11, 2003. Became a free agent, July 1, 2003.								
Thomson, Jim	1993-95	RW - 33	6	0	0	0	5	0
Acquired in the 1993 NHL Expansion Draft from Los Angeles. Became a free agent, July 1, 1995.								
Thornton, Shawn	2006-07	RW - 45	48	2	7	9	88	+3
Signed as a free agent, July 12, 2006. Became a free agent, July 1, 2007.								
Titov, German	2000-02	LW - 13	137	22	25	47	97	-17
Signed as a free agent, July 1, 2000.								
Todd, Kevin	1996-98	C - 12	92	13	28	41	56	-12
Claimed on waivers from Pittsburgh, Oct. 4, 1996. Became a free agent, July 1, 1998.								
Traverse, Patrick	2000-01	D - 3	15	1	0	1	6	-6
Acquired from Ottawa in exchange for Joel Kwiatkowski, June 12, 2000. Traded to Boston with Andrei Nazarov in exchange for Samuel Pahlsson, Nov. 18, 2000.								
Trebil, Dan	1996-99	D - 34	56	3	4	7	25	-5
Signed as a free agent, Mar. 23, 1996. Traded to Pittsburgh in exchange for a fifth-round selection in the 2000 Entry Draft, Mar. 14, 2000.								
Trepanier, Pascal	1998-01	D - 27	139	8	12	20	175	-10
Acquired in the 1998 NHL Waiver Draft from Colorado. Became a free agent, July 1, 2001.								
Trnka, Pavel	1997-03	D - 7	322	11	47	58	248	-13
Selected by Anaheim in the fifth round (106th overall) of the 1994 NHL Entry Draft. Traded to Florida with Matt Cullen and a fourth-round selection in the 2003 NHL Entry Draft in exchange for Sandis Ozolinsh and Lance Ward, Jan. 30, 2003.								
Tverdovsky, Oleg	1994-96 & 1999-02	D - 10	324	45	125	170	142	-12
Selected by Anaheim in the first round (second overall) of the 1994 NHL Entry Draft. Traded to Winnipeg with Chad Kilger and a third-round selection in exchange for Teemu Selanne, Marc Chouinard and a fourth-round selection, Feb. 7, 1996. Re-acquired from Phoenix in exchange for Travis Green and a first-round selection in the 1999 NHL Entry Draft, June 26, 1999. Traded to New Jersey with Jeff Friesen and Maxim Balmochnykh in exchange for Petr Sykora, Mike Commodore, J.F. Dampousse and Igor Pohanka, July 6, 2002.								
Tuzzolino, Tony	1997-98	RW - 36	1	0	0	0	2	-2
Acquired from NY Islanders with Doug Houda and Travis Green in exchange for J.J. Daigneault, Mark Janssens and Joe Sacco, Feb. 6, 1998. Became a free agent, July 1, 2000.								
Valk, Garry	1993-97	LW - 18	246	40	52	92	312	+10
Acquired in the 1993 NHL Waiver Draft from Vancouver. Traded to Pittsburgh in exchange for J.J. Daigneault, Feb. 21, 1997.								
Van Allen, Shaun	1993-96	C - 22	174	24	63	87	137	+9
Signed as a free agent, July 22, 1993. Traded to Ottawa with Jason York in exchange for Ted Drury and Marc Moro, Oct. 1, 1996.								
Valicevic, Rob	2002-03	RW - 38	10	1	0	1	2	+1
Signed as a free agent, July 24, 2002. Became a free agent, July 1, 2003.								
Van Impe, Darren	1994-97	D - 48/29	110	6	25	31	112	+1
Acquired from NY Islanders in exchange for a ninth-round selection in the 1995 NHL Entry Draft, Sept. 2, 1994. Claimed on waivers by Boston, Nov. 26, 1997.								

STATISTICS OF FORMER DUCKS

PLAYER	SEASONS	POS-NO.	GP	G	A	PTS	PIM	+/-
Vishnevski, Vitaly	1999-06	D - 5	416	11	37	48	403	-11
Selected in the first round (fifth overall) of the 1998 NHL Entry Draft. Traded to Atlanta in exchange for Karl Stewart, a second-round selection in the 2007 NHL Entry Draft and a conditional selection, Aug. 17, 2006.								
Ward, Aaron	2009-10	D - 4	17	0	2	2	8	+2
Acquired from Carolina in exchange for Justin Pogge and a fourth-round selection in the 2010 or 2011 NHL Entry Draft, Mar. 3, 2010. Became a free agent, July 1, 2010.								
Ward, Ed	1999-00	RW - 33	8	1	0	1	15	-2
Acquired from Atlanta in exchange for future considerations, Mar. 14, 2000. Traded to New Jersey for a seventh-round selection in the 2001 NHL Entry Draft, June 12, 2000.								
Ward, Lance	2003-04	D - 4	75	0	5	5	137	-3
Acquired from Florida with Sandis Ozolinsh in exchange for Pavel Trnka, Matt Cullen and a fourth-round selection in the 2003 NHL Entry Draft, Jan. 30, 2003. Became a free agent, Aug. 1, 2005.								
Weight, Doug	2007-08	C - 39	38	6	8	14	20	0
Acquired from St. Louis with Michel Birner and a seventh-round selection in the 2008 NHL Entry Draft in exchange for Andy McDonald, Dec. 14, 2007. Became a free agent, July 1, 2008.								
Whitney, Ryan	2008-10	D - 19	82	4	34	38	60	-5
Acquired from Pittsburgh in exchange for Chris Kunitz and Eric Tangradi, Feb. 26, 2009. Traded to Edmonton along with a sixth-round selection in the 2010 NHL Entry Draft in exchange for Lubomir Visnovsky, Mar. 3, 2010.								
Williams, David	1993-95	D - 4	77	7	17	24	68	+3
Acquired in the 1993 NHL Expansion Draft from San Jose. Became a free agent, July 1, 1995.								
Wisniewski, James	2008-10	D - 34	86	4	37	41	72	-2
Acquired from Chicago along with Petri Kontiola in exchange for Samuel Pahlsson, Logan Stephenson and a conditional third-round selection in the 2011 NHL Entry Draft, Mar. 4, 2009. Traded to NY Islanders for a conditional third-round selection in the 2011 NHL Entry Draft, July 30, 2010.								
Wren, Bob	1997-01	C - 50/37	4	0	0	0	0	-1
Signed as a free agent Oct. 23, 1996. Became a free agent, July 1, 2001								
Wright, Tyler	2005-06	C - 28	25	2	2	4	31	+2
Acquired from Columbus with Francois Beauchemin in exchange for Sergei Fedorov and a fifth-round selection in the 2006 NHL Entry Draft, Nov. 15, 2005. Bought out of contract in June 2006.								
Yake, Terry	1993-94	C - 25	82	21	31	52	44	+2
Acquired in the 1993 NHL Expansion Draft from Hartford. Traded to Toronto in exchange for David Sacco, Sept. 28, 1994.								
York Jason	1995-96 & 2001-02	D - 3/33	168	8	49	57	160	-14
Acquired from Detroit with Mike Sillinger in exchange for Stu Grimson and Mark Ferner, Apr. 4, 1995. Traded to Ottawa with Shaun Van Allen in exchange for Ted Drury and Marc Moro, Oct. 1, 1996. Signed as a free agent July 3, 2001. Traded to Nashville in exchange for future considerations, Oct. 23, 2002.								
Young, Scott	1997-98	RW - 48	73	13	20	33	22	-13
Acquired from Colorado in exchange for a third-round selection in the 1998 NHL Entry Draft, Sept. 17, 1997. Became a free agent, July 1, 1998.								

GOALTENDERS

PLAYER	SEASONS	POS-NO.	GP	MIN	GA	GAA	RECORD	SV%
Askey, Tom	1997-99	G - 35	7	273	12	2.64	0-1-2	.894
Selected by Anaheim in the eighth round (186th overall) of the 1993 NHL Entry Draft. Became a free agent on July 1, 2000.								
Bryzgalov, Ilya	2001-07	G - 30	69	3623	150	2.48	26-23-8	.909
Selected by Anaheim in the second round (44th overall) of the 2000 NHL Entry Draft. Placed on waivers on Nov. 16, 2007.								
Caron, Sebastien	2006-07	G - 29	2	88	2	1.36	1-0-0	.935
Acquired from Chicago with Matt Keith and Chris Durno in exchange for Bruno St. Jacques and Pierre Parenteau, Dec. 28, 2006. Became a free agent, July 1, 2007.								
Gerber, Martin	2002-04	G - 29	54	2901	103	2.13	17-23-7	.923
Selected by Anaheim in the eighth round (232nd overall) of the 2001 NHL Entry Draft. Traded to Carolina in exchange for Tomas Malec and a third-round selection, June 18, 2004.								
Giguere, Jean-Sebastien	2000-10	G - 35	447	25646	1057	2.47	206-163-59	.914
Acquired from Calgary in exchange for a second-round selection in the 2000 NHL Entry Draft, June 10, 2000. Traded to Toronto in exchange for Jason Blake and Vesa Toskala, January 31, 2010.								
Hebert, Guy	1993-01	G - 31	441	25206	1155	2.75	173-202-53	.911
Acquired in the 1993 NHL Expansion Draft from St. Louis. Placed on waivers, Mar. 5, 2001.								
Naumenko, Gregg	2000-02	G - 1	2	70	7	6.00	0-1-0	.759
Signed as a free agent, Mar. 31, 1999. Became a free agent, July 1, 2002.								
O'Neill, Mike	1996-97	G - 1	1	31	3	5.81	0-0-0	.700
Signed as a free agent, July 28, 1995. Became a free agent, July 1, 1997.								
Roussel, Dominic	1998-01	G - 30	51	2525	120	2.85	12-15-9	.901
Acquired from Nashville in exchange for Chris Mason and Marc Moro, Oct. 5, 1998. Placed on waivers, Jan. 7, 2001.								
Shields, Steve	2001-02	G - 31	33	1777	79	2.67	9-20-2	.907
Acquired from San Jose with Jeff Friesen and future considerations for Teemu Selanne, Mar. 5, 2001. Traded to Boston in exchange for a third-round selection in the 2003 NHL Entry Draft, June 25, 2002.								
Shtalnikov, Mikhail	1993-98	G - 35	122	6119	320	3.14	34-53-11	.897
Selected by Anaheim in the fifth round (108th overall) of the 1993 NHL Entry Draft. Selected by Nashville in the 1998 NHL Expansion Draft.								
Tugnutt, Ron	1993-94	G - 1	28	1520	76	3.00	10-15-1	.908
Acquired in the 1993 NHL Expansion Draft from Edmonton. Traded to Montreal in exchange for Stephan Lebeau, Feb. 20, 1994.								
Wall, Michael	2006-07	G - 31	4	202	10	2.97	2-2-0	.877
Signed as a free agent, Sept. 29, 2005. Traded to Colorado in exchange for Brad May, Feb. 7, 2007.								

DUCKS ALL-TIME DRAFT PICKS



2010 first-round draft pick Cam Fowler

ENTRY DRAFTS

2010 NHL ENTRY DRAFT (LOS ANGELES, CALIFORNIA)

Round	Overall	Selection	Pos.	Club
1	12	Cam Fowler	D	Windsor (OHL)
1	29	Emerson Etem	RW	Medicine Hat (WHL)
2	42	Devante Smith-Pelly	RW	Mississauga (OHL)
5	122	Chris Wagner	C	South Shore (EJHL)
5	132	Tim Heed	D	Sodertalje (Sweden)
6	161	Andreas Dahlstrom	C	Stockholm AIK (Sweden-2)
6	177	Kevin Lind	D	Chicago (USHL)
7	192	Brett Perlini	C	Michigan State (CCHA)

2009 NHL ENTRY DRAFT (MONTREAL, QUEBEC)

Round	Overall	Selection	Pos.	Club
1	15	Peter Holland	C	Guelph (OHL)
1	26	Kyle Palmieri	C	U.S. National U-18 (USDP)
2	37	Mat Clark	D	Brampton (OHL)
3	76	Igor Bobkov	G	Magnitogorsk 2 (Russia-3)
4	106	Sami Vatanen	D	Jyvaskyla Jr. (Finland-Jr.)
5	136	Radoslav Illo	RW	Tri-City (USHL)
6	166	Scott Valentine	D	Oshawa (OHL)

DUCKS ALL-TIME DRAFT PICKS

2008 NHL ENTRY DRAFT (OTTAWA, ONTARIO)

Round	Overall	Selection	Pos.	Club
1	17	Jake Gardiner	D	Minnetonka (MSHSL)
2	35	Nicolas Deschamps	C	Chicoutimi (QMJHL)
2	39	Eric O'Dell	C	Sudbury (OHL)
2	43	Justin Schultz	D	Westside (BCHL)
3	71	Josh Brittain	LW	Kingston (OHL)
3	83	Marco Cousineau	G	Baie-Comeau (QMJHL)
3	85	Brandon McMillan	C	Kelowna (WHL)
4	113	Ryan Hegarty	C	U.S. National U-18 (USDP)
5	143	Stefan Warg	D	Vasteras Jr. (Sweden)
7	208	Nick Pryor	D	U.S. National U-18 (USDP)

2007 NHL ENTRY DRAFT (COLUMBUS, OHIO)

Round	Overall	Selection	Pos.	Club
1	19	Logan MacMillan	C	Halifax (QMJHL)
2	42	Eric Tangradi	C	Belleville (OHL)
3	63	Maxime Macenauer	C	Rouyn-Noranda (QMJHL)
4	92	Justin Vaive	LW	U.S. Nat'l U-18 (USA)
4	93	Steven Kampfer	D	University of Michigan (CCHA)
4	98	Sebastien Stefaniszin	G	Eisbaren Berlin (Germany)
4	121	Mattias Modig	G	Lulea HF (Sweden)
5	151	Brett Morrison	C	Prince Edward Island (QMJHL)

2006 NHL ENTRY DRAFT (VANCOUVER, BRITISH COLUMBIA)

Round	Overall	Selection	Pos.	Club
1	19	Mark Mitera	D	University of Michigan (CCHA)
2	38	Bryce Swan	C	Halifax (QMJHL)
3	83	John de Gray	D	Brampton (OHL)
4	112	Matt Beleskey	LW	Belleville (OHL)
6	172	Petteri Wirtanen	C	HPK (Finland)

2005 NHL ENTRY DRAFT (OTTAWA, ONTARIO)

Round	Overall	Selection	Pos.	Club
1	2	Bobby Ryan	LW	Owen Sound (OHL)
2	31	Brendan Mikkelsen	D	Portland (WHL)
3	63	Jason Bailey	RW	U.S. National U-18 (USDP)
5	127	Bobby Bolt	LW	Kingston (OHL)
5	141	Brian Salcido	D	Colorado College (WCHA)
7	197	Jean-Philippe Levasseur	G	Rouyn Noranda (QMJHL)

2004 NHL ENTRY DRAFT (RALEIGH, NORTH CAROLINA)

Round	Overall	Player	Pos.	Club
1	9	Ladislav Smid	D	HC Liberec (Czech)
2	39	Jordan Smith	D	Sault-Ste. Marie (OHL)
3	74	Kyle Klubertanz	D	Green Bay (USHL)
3	75	Tim Brent	C	Toronto St. Mike's (OHL)
6	172	Matt Auffrey	RW	U.S. National U-18 (USDP)
7	203	Gabriel Bouthillette	G	Gatineau (QMJHL)
8	236	Matt Christie	C	Miami University (CCHA)
9	269	Janne Pesonen	F	Karpat Oulu (Finland)

DUCKS ALL-TIME DRAFT PICKS

2003 NHL ENTRY DRAFT (NASHVILLE, TENNESSEE)

Round	Overall	Player	Pos.	Club
1	19	Ryan Getzlaf	C	Calgary (WHL)
1	28	Corey Perry	RW	London (OHL)
3	86	Shane Hynes	RW	Cornell (ECAC)
3	90	Juha Alen	D	Northern Michigan (CCHA)
4	119	Nathan Saunders	D	Moncton (QMJHL)
6	186	Drew Miller	LW	River City (USHL)
7	218	Dirk Southern	C	Northern Michigan (NCAA)
8	250	Shane O'Brien	D	Toronto St. Mike's (OHL)
9	280	Ville Mantymaa	D	Tappara Tampere (Finland)

2002 NHL ENTRY DRAFT (TORONTO, ONTARIO)

Round	Overall	Player	Pos.	Club
1	7	Joffrey Lupul	C/RW	Medicine Hat (WHL)
2	37	Tim Brent	C	Toronto-St. Mike's (OHL)
3	71	Brian Lee	D	Erie (OHL)
4	103	Joonas Vihko	C/W	HIFK Helsinki (Finland)
5	140	George Davis	RW	Cape Breton (QMJHL)
6	173	Luke Fritshaw	D	Prince Albert (WHL)
9	261	Francois Caron	D	Moncton (QMJHL)
9	267	Chris Petrow	D	Oshawa (OHL)

2001 NHL ENTRY DRAFT (SUNRISE, FLORIDA)

Round	Overall	Player	Pos.	Club
1	5	Stanislav Chistov	LW	Omsk (Russia)
2	35	Mark Popovic	D	Toronto (OHL)
3	66	Joel Stepp	C	Red Deer (WHL)
4	102	Timo Parssinen	LW	HPK (Finland)
4	105	Vladimir Korsunov	D	Spartak (Russia)
4	118	Brandon Rodgers	D	Hotchkiss (H.S.)
5	137	Joel Perreault	C/LW	Baie-Comeau (QMJHL)
6	170	Jan Tabacek	D	HC Martin (Slovakia)
7	224	Tony Martensson	C	Brynäs (Sweden)
8	232	Martin Gerber	G	Langnau (Switzerland)
9	264	Pierre Parenteau	C	Chicoutimi (QMJHL)

2000 NHL ENTRY DRAFT (CALGARY, ALBERTA)

Round	Overall	Player	Pos.	Club
1	12	Alexei Smirnov	LW/RW	Dynamo (Russia)
2	44	Ilya Bryzgalov	G	Lada Togliatti (Russia)
4	98	Jonas Ronnqvist	RW	Lulea HF (Sweden)
5	134	Peter Podhradsky	D	HC Slovan (Slovakia)
5	153	Bill Cass	D	Boston College (Hockey East)

DUCKS ALL-TIME DRAFT PICKS

1999 NHL ENTRY DRAFT (BOSTON, MASSACHUSETTS)

Round	Overall	Player	Pos.	Club
2	44	Jordan Leopold	D	Univ. of Minn. (WCHA)
3	83	Niclas Havelid	D	Malmö (Sweden)
4	105	Alexandr Chagodayev	C	HC Moscow (Russia)
5	141	Maxim Rybin	LW	Spartak (Russia)
6	173	Jan Sandstrom	D	AIK Solna (Sweden)
8	230	Petr Tenkrat	RW	HC Velvana (Czech. Rep.)
9	258	Brian Gornick	C	USAFA (NCAA)

1998 NHL ENTRY DRAFT (BUFFALO, NEW YORK)

Round	Overall	Player	Pos.	Club
1	5	Vitaly Vishnevski	D	Yaroslavl 2 (Russia)
2	32	Stephen Peat	D	Red Deer (WHL)
4	112	Viktor Wallin	D	HV-71 (Sweden)
6	150	Trent Hunter	RW	Prince George (WHL)
7	178	Jesse Fibiger	D	Minn.-Duluth (WCHA)
8	205	David Bernier	RW	Quebec (QMJHL)
9	233	Pelle Prestberg	LW	Farjestad (Sweden)
9	245	Andreas Andersson	G	HV-71 (Sweden)

1997 NHL ENTRY DRAFT (PITTSBURGH, PENNSYLVANIA)

Round	Overall	Player	Pos.	Club
1	18	Michael Holmqvist	C	Djugarden (Sweden)
2	45	Maxim Balmochnykh	LW	Lada Togliatti (Russia)
3	72	Jay Legault	LW	London (OHL)
5	125	Luc Vaillancourt	G	Beauport (QMJHL)
7	178	Tony Mohagen	LW	Seattle (WHL)
7	181	Mat Snesrud	D	North Iowa (Jr. A)
8	209	Rene Stussi	C	Thurgau (Europe)
9	235	Tommi Degerman	C	Boston University (Hockey East)

1996 NHL ENTRY DRAFT (ST. LOUIS, MISSOURI)

Round	Overall	Player	Pos.	Club
1	9	Ruslan Salei	D	Las Vegas (IHL)
2	35	Matt Cullen	C	St. Cloud State (WCHA)
5	113	Brendan Buckley	D	Boston College (H.E.)
6	149	Blaine Russell	G	Prince Albert (WHL)
7	165	Timo Ahmaoja	D	JyphT (Finland)
8	198	Kevin Kellett	D	Prince Albert (WHL)
9	224	Tobias Johansson	W	Malmö (Sweden Jr.)

1995 NHL ENTRY DRAFT (EDMONTON, ALBERTA)

Round	Overall	Player	Pos.	Club
1	4	Chad Kilger	C	Kingston (OHL)
2	29	Brian Wesenberg	RW	Guelph (OHL)
3	55	Mike Leclerc	LW	Brandon (WHL)
5	107	Igor Nikulin	RW	Cherapovets (CIS)
6	133	Peter Leboutillier	RW	Red Deer (WHL)
7	159	Mike LaPlante	D	Calgary (Tier II)
8	185	Igor Karpenko	G	Sokol (MHL)

DUCKS ALL-TIME DRAFT PICKS

1994 NHL ENTRY DRAFT (HARTFORD, CONNECTICUT)

Round	Overall	Player	Pos.	Club
1	2	Oleg Tverdovsky	D	Krylja (CIS)
2	28	Johan Davidsson	C/W	HV-71 Jonkoping (Sweden)
3	67	Craig Reichert	RW	Red Deer (WHL)
4	80	Byron Briske	D	Red Deer (WHL)
5	106	Pavel Trnka	D	Skoda Plzen (Czech)
6	132	Jon Battaglia	LW	Caledon (Jr. A)
7	158	Rocky Welsing	D	Wisconsin (USHL)
8	184	Brad Englehart	C	Kimball Union (H.S.)
10	236	Tommi Miettinen	C/W	Kalpa (Finland)
11	262	Jeremy Stevenson	LW	S. Ste. Marie (OHL)

1993 NHL ENTRY DRAFT (QUEBEC CITY, QUEBEC)

Round	Overall	Player	Pos.	Club
1	4	Paul Kariya	LW	Maine (Hockey East)
2	30	Nikolai Tsulygin	D	Salavat Yulayev (CIS)
3	56	Valeri Karpov	RW	Traktor (CIS)
4	82	Joel Gagnon	G	Oshawa (OHL)
5	108	Mikhail Shtalenkov	G	Milwaukee (IHL)
6	134	Antti Aalto	C	TPS Turku (Finland)
7	160	Matt Peterson	D	Osseo (H.S.)
8	186	Tom Askey	G	Ohio State (CCHA)
9	212	Vitali Kozel	C	Dynamo (CIS)
10	238	Anatoli Fedotov	D	Moncton (AHL)
11	264	David Penney	LW	Worcester Acad. (H.S.)

SUPPLEMENTAL DRAFTS

1994 NHL SUPPLEMENTAL DRAFT (HARTFORD, CONNECTICUT)

Round	Overall	Player	Pos.	Club
1	2	Steve Rucchin	C	W. Ontario (OUAA)

1993 NHL SUPPLEMENTAL DRAFT (QUEBEC CITY, QUEBEC)

Round	Overall	Player	Pos.	Club
1	5	Pat Thompson	D	Brown U. (ECAC)

EXPANSION DRAFTS

1993 NHL EXPANSION DRAFT (QUEBEC CITY, QUEBEC)

Goaltenders

Pick	Player	NHL Club
2	Guy Hebert	St. Louis
3	Glenn Healy	N.Y. Islanders
6	Ron Tugnutt	Edmonton

Defensemen

Pick	Player	NHL Club
2	Alexei Kasatonov	New Jersey
3	Sean Hill	Montreal
5	Bill Houlder	Buffalo
8	Bobby Dollas	Detroit
10	Randy Ladouceur	Hartford
11	David Williams	San Jose
13	Dennis Vial	Tampa Bay
16	Mark Ferner	Ottawa

Forwards

Pick	Player	NHL Club
1	Steven King	N.Y. Rangers
4	Tim Sweeney	Boston
6	Troy Loney	Pittsburgh
7	Stu Grimson	Chicago
9	Terry Yake	Hartford
12	Jarrod Skalde	New Jersey
14	Bob Corkum	Buffalo
15	Anatoli Semenov	Vancouver
17	Joe Sacco	Toronto
20	Lonnie Loach	Los Angeles
22	Jim Thomson	Los Angeles
23	Trevor Halverson	Washington
25	Robin Bawa	San Jose



www.The-Rinks.com



ANAHEIM ICE

(714) 535-RINK

300 West Lincoln Ave. Anaheim, CA 92805



CORONA INLINE

(951) 279-RINK


4325 Prado Rd. #101 Corona, CA 92880



WESTMINSTER ICE

(714) 248-9611




13071 Springdale St. Westminster, CA 92683




HUNTINGTON BEACH INLINE

(714) 901-2629

5555 McFadden Ave. Huntington Beach, CA 92649





RECORDS



ANAHEIM DUCKS INDIVIDUAL RECORDS

MOST GOALS

Career	379	Teemu Selanne, 1995-96 through 2000-01, 2005-06 through 2008-10
Season	52	Teemu Selanne, 1997-98 (right wing position)
by a Left Wing	50	Paul Kariya, 1995-96
by a Center	34	Andy McDonald, 2005-06
by a Defenseman	16	Fredrik Olausson, 1998-99
Game	3	27 times, most: T. Selanne (12 times)
by a Right Wing	3	Teemu Selanne (12 times); Marty McInnis, Oct. 23, 2000 vs LA; Jonathan Hedstrom, Jan. 9, 2006 vs. LA; Bobby Ryan, Jan. 8, 2009 @ LA
by a Left Wing	3	Paul Kariya (8 times); Garry Valk, Mar. 22, 1996 @ STL; Vaclav Prospal, Jan. 23, 2004 vs. MIN; Chris Kunitz, Nov. 19, 2006 vs. PHX
by a Center	3	Terry Yake, Oct. 19, 1993 @ NYR
by a Defenseman	2	21 times, last: Lubomir Visnovsky, Mar. 19, 2010 vs. NYI
Period	3	Teemu Selanne, two times: Nov. 10, 1997 vs. SJ (first) & Feb 1, 2001 @ PHX (third); Vaclav Prospal, Jan. 23, 2004 vs. MIN (third)

MOST ASSISTS

Career	412	Teemu Selanne, 1995-96 through 2000-01, 2005-06 through 2008-10
Season	66	Ryan Getzlaf, 2008-09 (center position)
by a Right Wing	60	Teemu Selanne, 1998-99
by a Center	66	Ryan Getzlaf, 2008-09
by a Defenseman	54	Scott Niedermayer, 2006-07
Game	5	Three times: Dmitri Mironov, Dec. 12, 1997 vs. WSH; Teemu Selanne, Nov. 19, 2006 vs. PHX; Ryan Getzlaf, Oct. 29, 2008 vs. DET
by a Right Wing	5	Teemu Selanne, Nov. 19, 2006 vs. PHX
by a Left Wing	4	Three times: Paul Kariya, Dec. 16, 1998 vs. NSH; Feb. 16, 2000 vs. CGY; Jason Blake, Mar. 31, 2010 at COL
by a Center	5	Ryan Getzlaf, Oct. 29, 2008 vs. DET
by a Defenseman	5	Dmitri Mironov, Dec. 12, 1997 vs. WSH
Period	4	Paul Kariya, Dec. 16, 1998 vs. NSH (second)

MOST POINTS

Career	791	Teemu Selanne, 1995-96 through 2000-01, 2005 through 2010 (379-412=791)
Season	109	Teemu Selanne, 1996-97 (51-58=109; right wing position)
by a Left Wing	108	Paul Kariya, 1995-96 (50-58=108)
by a Center	91	Ryan Getzlaf, 2008-09 (25-66=91)
by a Defenseman	69	Scott Niedermayer, 2006-07 (15-54=69)
Game	5	12 times, last: Corey Perry, Nov. 31, 2008 vs. VAN (1-4=5)
by a Right Wing	5	Six times: Teemu Selanne (5 times), last: Feb. 24, 2008 vs. CHI; Corey Perry, Nov. 31, 2008 vs. VAN (1-4=5)
by a Left Wing	5	Five times, last: Jason Blake, Mar. 31, 2010 at COL (1-4=5)
by a Center	5	Ryan Getzlaf, Oct. 29, 2008 vs. DET (0-5=5)
by a Defenseman	5	Dmitri Mironov, Dec. 12, 1997 vs. WSH (0-5=5)
Period	4	Four times, last: Vaclav Prospal, Jan. 23, 2004 vs. MIN (3-1=4; third)

MOST POWER PLAY GOALS

Career	147	Teemu Selanne, 1995-96 through 2000-01, 2005-06 through 2008-10
Season	25	Teemu Selanne (two times), 1998-99 and 2006-07
Game	3	Twice: Paul Kariya, Mar. 29, 2001 @ SJ; Teemu Selanne, Oct. 29, 2008 vs. DET
Period	2	16 times, last: Corey Perry, Mar. 26, 2010 vs. EDM (third period)

RECORDS

MOST POWER PLAY ASSISTS

Career.....	186	Teemu Selanne, 1995-96 through 2000-01, 2005-06 through 2008-2010
Season.....	33	Fredrik Olausson, 1998-99

MOST POWER PLAY POINTS

Career.....	333	Teemu Selanne, 1994-95 through 2000-01, 2005 through 2010 (147-186=333)
Season.....	54	Teemu Selanne, 1998-99 (25-29=54)

MOST SHORTHANDED GOALS

Career.....	16	Paul Kariya, 1994-95 through 2002-03
Season.....	3	Nine times: Paul Kariya ('95-96, '96-97, '99-00 & '00-01); Bob Corkum ('93-94); Samuel Pahlsson ('05-06 & '07-08); Todd Marchant ('06-07, '09-10)
Game.....	1	102 times, last: Kyle Chipchura, Apr. 11, 2010 vs EDM
Period.....	1	102 times, last: Kyle Chipchura, Apr. 11, 2010 vs EDM vs. SJ (third)

MOST SHORTHANDED ASSISTS

Career.....	9	Steve Rucchin, 1994-95 through 2003-04
Season.....	4	Twice: Steve Rucchin, 1997-98; Scott Niedermayer, 2008-09

MOST SHORTHANDED POINTS

Career.....	21	Paul Kariya (16-5=21), 1994-95 through 2002-03
Season.....	6	Paul Kariya, 1995-96 (3-3=6)

MOST SHOTS

Career.....	2,455	Paul Kariya, 1994-95 through 2002-03
Season.....	429	Paul Kariya, 1998-99
Game.....	12	Three times, all by Paul Kariya, last: Mar. 10, 1999 vs. VAN
Period.....	9	Paul Kariya, Nov. 8, 1998 vs. DET (first)

MOST PENALTY MINUTES

Career.....	788	David Karpa, 1994-95 through 1997-98
Season.....	285	Todd Ewen, 1995-96
Game.....	37	Todd Ewen, Feb. 25, 1996 vs. SJ (6 penalties)
Period.....	30	Two times, last: Peter LeBoutillier, Mar. 13, 1998 @ DAL (3 penalties; third)

MOST GAMES PLAYED

Career.....	701	Teemu Selanne, 1995-96 through 2000-01, 2005-06 through 2008-10
Season.....	84	Joe Sacco, 1993-94 (the NHL changed from 84 to an 82-game season in 1995-96)

HIGHEST PLUS/MINUS (+/-)

Career.....	+117	Teemu Selanne, 1995-96 through 2000-01, 2005-06 through 2008-2009
Season.....	+36	Paul Kariya, 1996-97
Game.....	+5	Several, last: S. Eminger, T. Selanne, S. Koivu, S. Niedermayer, 3/31/10 @ COL

HIGHEST SHOOTING PERCENTAGE

Career (min. 50 goals).....	16.2	Teemu Selanne, 1995-96 through 2000-01, 2005 through 2010
Season (min. 10 goals).....	20.6	German Titov, 2001-02
Game.....	100.0	Several times

MOST GAME-WINNING GOALS

Career.....	64	Teemu Selanne, 1995-96 through 2000-01, 2005 through 2010
Season.....	10	Three times: Teemu Selanne (two times), 1997-98 & 2006-07; Paul Kariya, 1996-97
Month.....	3	13 times - Teemu Selanne (five times); Paul Kariya (three times); Sergei Fedorov (once); Ryan Getzlaf (once); Chris Pronger (once); Scott Niedermayer (once); Corey Perry (once); last: C. Perry (Feb. 2009)

RECORDS

MOST GAME-TYING GOALS

Career.....	9	Teemu Selanne, 1995-96 through 2000-01
Season.....	3	Teemu Selanne, 1997-98

MOST OVERTIME GOALS

Career.....	6	Teemu Selanne, 1995-96 through 2000-01, 2005 through 2009
Season.....	3	Paul Kariya, 1995-96

LONGEST SCORING STREAKS

Point Streak.....	19 games	Corey Perry, Oct. 21, 2009-Dec. 1, 2009 (10-16=26)
Goal Streak.....	11 games	Teemu Selanne, Oct. 21, 1997-Nov. 10, 1997 (17-2=19)
Assist Streak.....	10 games	Twice: Corey Perry, Nov. 13, 2009-Dec. 1, 2009 (2-11=13) Ryan Getzlaf, Oct. 24, 2009-Nov. 14, 2009 (1-17=18)
Multi-Point Game Streak.....	6 games	Paul Kariya, Mar. 9, 1995-Mar. 21, 1995 (6-6=12)
Multi-Goal Game Streak.....	3 games	Paul Kariya, Mar. 4, 2001-Mar. 9, 2001 (6-1=7)

LONGEST HOME/ROAD SCORING STREAKS

Home Point Streak.....	17 games	Paul Kariya, Nov. 6, 1999-Jan. 13, 1999 (8-23=31)
Road Point Streak.....	14 games	Andy McDonald, Jan. 6, 2006-Mar. 17, 2006 (7-14=21)
Home Goal Streak.....	8 games	Paul Kariya, Jan. 10, 1997-Feb. 23, 1997 (11-8=19)
Road Goal Streak.....	8 games	Teemu Selanne, Oct. 21, 1997-Nov. 8, 1997 (11-2=13)

DUCKS GOALTENDER RECORDS

MOST GAMES PLAYED

Career.....	447	Jean-Sebastien Giguere, 2000-01 through 2009-10
Season.....	69	Guy Hebert, 1998-99

MOST MINUTES PLAYED

Career.....	25,646	Jean-Sebastien Giguere, 2000-01 through 2009-10
Season.....	4,083	Guy Hebert, 1998-99
Game.....	65	Many times

MOST STARTS

Career.....	424	Guy Hebert, 1993-94 through 2000-01
Season.....	68	Guy Hebert, 1999-00

MOST WINS

Career.....	206	Jean-Sebastien Giguere, 2000-01 through 2009-10
Season.....	36	Jean-Sebastien Giguere, 2006-07

MOST LOSSES

Career.....	202	Guy Hebert, 1993-94 through 2000-01
Season.....	31	Two times: Guy Hebert, 1999-00; Jean-Sebastien Giguere, 2003-04

MOST TIES

Career.....	52	Guy Hebert, 1993-94 through 2000-01
Season.....	12	Guy Hebert, 1996-97

MOST SHUTOUTS

Career.....	32	Jean-Sebastien Giguere, 2000-01 through 2009-10
Season.....	8	Jean-Sebastien Giguere, 2002-03

MOST SAVES

Career.....	11,813	Guy Hebert, 1993-94 through 2000-01
Season.....	1,961	Guy Hebert, 1995-96
Game.....	51	Three times: Mikhail Shtalenkov, Mar. 22, 1998 @ OTT (51-of-53); Jean-Sebastien Giguere, Mar. 21, 2004 vs. DET (51-of-57); Jonas Hiller, Dec. 19, 2008 @ EDM (51-of-53)

RECORDS

Period	22	Six times: Guy Hebert (four times); J.S. Giguere, Oct. 6, 2006 vs. LA, first period, (22-of-22); Jonas Hiller, Oct. 30, 2009 vs. VAN, third period (22-of-22)
Overtime.....	10	Guy Hebert, Feb. 3, 2000 @ PHI (10-of-10)

MOST SHOTS FACED

Career.....	12,968	Guy Hebert, 1993-94 through 2000-01
Season.....	2,133	Guy Hebert, 1996-97
Game.....	57	Jean-Sebastien Giguere, Mar. 21, 2004 vs. DET (51-of-57)
Period.....	24	Guy Hebert, Feb. 3, 1995 vs. DET (22-of-24)
Overtime.....	10	Guy Hebert, Feb. 3, 2000 @ PHI (10-of-10)

MOST GOALS ALLOWED

Career.....	1,155	Guy Hebert, 1993-94 through 2000-01
Season.....	172	Guy Hebert, 1996-97
Game.....	7	Three times, all by Guy Hebert, last: Apr. 10, 1996 @ COL
Period.....	5	Five times, last: J.S. Giguere, Nov. 15, 2006 vs. PHI (first)

FEWEST GOALS ALLOWED

Season (minimum 25 GP).....	62	Ilya Bryzgalov, 2006-07
Game.....	0	77 times (32 by J.S. Giguere; 27 by G. Hebert; 6 by Jonas Hiller; 3 by M. Shtalenkov; 3 by M. Gerber; 2 by I. Bryzgalov; 2 by D. Roussel; 1 by R. Tugnutt); *J.S. Giguere and Steve Shields combined for a shutout on Dec. 8, 2001 vs. CGY*

LOWEST GOALS-AGAINST-AVERAGE

Career (minimum 100 GP).....	2.47	Jean-Sebastien Giguere, 2000-01 through 2009-10
Season (minimum 25 GP).....	2.12	Jean-Sebastien Giguere, 2007-08

HIGHEST GOALS-AGAINST-AVERAGE

Career (minimum 100 GP).....	3.14	Mikhail Shtalenkov, 1993-94 through 1997-98
Season (minimum 25 GP).....	3.22	Mikhail Shtalenkov, 1997-98

HIGHEST SAVE PERCENTAGE

Career (minimum 100 GP).....	.920	Jonas Hiller, 2007-08 through 2009-10
Season (minimum 25 GP).....	.922	Guy Hebert, 1998-99; Jean-Sebastien Giguere, 2007-08

MOST PENALTY MINUTES

Career.....	78	Jean-Sebastien Giguere, 2000-01 through 2009-10
Season.....	28	Jean-Sebastien Giguere, 2001-02
Game.....	16	Jean-Sebastien Giguere, Jan. 25, 2006 vs. EDM

MOST ASSISTS

Career.....	5	Guy Hebert, 1993-94 through 1999-00
Season.....	2	Seven times: Mikhail Shtalenkov, 1995-96; Guy Hebert, 1999-00; J.S. Giguere, 2000-01, 2003-04, 2006-07; Ilya Bryzgalov, 2005-06; Jonas Hiller, 2009-10
Game.....	2	Ilya Bryzgalov, Feb. 18, 2006 vs. SJ

GOALTENDING STREAKS

Most consecutive games played.....	23	Two times: Guy Hebert, Feb. 5, 1997-Mar. 26, 1997 (11-7-5); Jean-Sebastien Giguere, Feb. 11, 2001-Apr. 4, 2001 (9-9-5)
Most consecutive starts.....	23	Two times: Guy Hebert, Feb. 5, 1997-Mar. 26, 1997 (11-7-5); Jean-Sebastien Giguere, Feb. 11, 2001-Apr. 4, 2001 (9-9-5)
Most consecutive shutouts.....	3	Jean-Sebastien Giguere, Dec. 8, 2002 vs. NSH, Dec. 11, 2002 vs. WSH, Dec. 15, 2002 vs. PIT
Longest winning streak.....	7 games	Guy Hebert, Feb. 25, 1996-Mar. 22, 1996
Longest unbeaten streak.....	12 games	Guy Hebert, Feb. 22, 1997-Mar. 19, 1997 (7-0-5)
Longest losing streak.....	7 games	Two times: Mikhail Shtalenkov, Dec. 17, 1995-Feb. 15, 1996; Guy Hebert, Jan. 10, 2001-Feb. 9, 2001
Longest winless streak.....	13 games	Guy Hebert, Dec. 20, 2000-Feb. 9, 2001 (0-11-2)
Longest shutout sequence.....	237:07	Jean-Sebastien Giguere, Dec. 6, 2002-Dec. 18, 2002 (spanning 5 games)

DUCKS TEAM HIGHS

MOST GOALS

Season	254	2006-07 (3.10 per-game avg., not including 4 team goals awarded for shootout wins)
Game	8	Two times: Jan. 21, 1998 vs. FLA; Mar. 21, 2004 vs. DET
First Period	5	Oct. 29, 1995 vs. CGY
Second Period	4	16 times, last: Mar. 25, 2009 @ COL
Third Period	5	Jan. 23, 2004 vs. MIN

MOST ASSISTS

Season	453	2006-07
Game	15	Mar. 21, 2004 vs. DET
Period	10	Jan. 23, 2004 vs. MIN (third)

MOST POINTS (GOALS + ASSISTS)

Season	707	2006-07 (254-453=707)
Game	23	Mar. 21, 2004 vs. DET (8-15=23)
Period	15	Jan. 23, 2004 vs. MIN, (third; 5-10=15)

MOST SHOTS

Season	2585	2005-06 (31.5 per-game average)
Game	54	Mar. 27, 2009 vs. EDM
First Period	23	Oct. 28, 2005 vs. STL
Second Period	22	Two times: last, Mar. 12, 2006 vs. PHX
Third Period	26	Jan. 1, 1994 @ FLA
Overtime	11	Jan. 11, 2004 vs. CBJ

MOST POWER PLAY GOALS

Season	89	2006-07 (89-398, 22.4%)
Game	4	Five times: Dec. 27, 1997 @ STL; Dec. 16, 1998 vs. NSH; Jan. 28, 2006 @ LA; Mar. 22, 2009 vs. PHX; Feb. 14 @ EDM
Period	3	Four times: Dec. 16, 1998 vs. NSH (second); Oct. 18, 2006 vs. DET (second); Mar. 29, 2007 @ CBJ (third); Mar. 22, 2009 vs. PHX (third); Feb. 14 @ EDM (third)

MOST POWER PLAY OPPORTUNITIES

Season	480	2005-06 (87-480, 18.1%)
Game	13	Apr. 17, 2006 vs. CGY (3-13)
Period	6	Seven times: Mar. 4, 1994 vs. EDM (1-6; third); Dec. 8, 2001 @ CGY (0-6; third); Nov. 1, 2005 vs. NSH (2-6; second); Mar. 11, 2006 @ PHX (1-6; second); Apr. 17, 2006 vs. CGY (1-6; third); Nov. 17, 2006 vs. CHI (2-6; second); Jan. 5, 2007 vs. CBJ (1-6; second)

MOST SHORTHANDED GOALS

Season	13	1993-94
Game	3	Dec. 20, 1996 vs. CGY
Period	2	Dec. 20, 1996 vs. CGY (second)

MOST PENALTY MINUTES

Season	1843	1997-98 (22.5 per-game average)
Game	107	Dec. 8, 2001 @ CGY
Period	101	Dec. 8, 2001 @ CGY (third)

MOST STANDINGS POINTS

Season	110	2006-07 (48-20-14)
Month	23	Two times: Mar. 2006 (11-4-1); Nov. 2006 (10-2-3)

MOST WINS

Season	48	2006-07 (48-20-14)
Month	11	Mar. 2006 (11-4-1)

RECORDS

MOST LOSSES

Season	46	1993-94 (33-46-5)
Month	10	Jan. 2001 (2-10-1-0)

MOST TIES (2003-04 WAS THE LAST SEASON THE NHL HAD TIE GAMES)

Season	13	Three times: 1996-97; 1997-98; 1998-99
Month	4	Four times: Mar. 1997 (7-3-4); Oct. 1997 (5-4-4); Feb. 2000 (5-3-4); Dec. 2003 (3-7-4-1)

DUCKS TEAM LOWS

(season lows reflect full 80+ game seasons; 1994-95 included only 48 games due to work stoppage)

FEWEST GOALS

Season	175	2001-02 (2.1 per-game average)
Game	0	Several times

FEWEST ASSISTS

Season	295	2001-02
Game	0	Several times

FEWEST POINTS (GOALS + ASSISTS)

Season	470	2001-02 (175-295=470)
Game	0	Several times

FEWEST SHOTS

Season	2123	2000-01 (25.9 per-game average)
Game	12	Two times: Oct. 22, 1996 @ PHI; Apr. 6, 1994 @ CGY
First Period	0	Dec. 27, 2000 @ DAL
Second Period	2	Six times, last: Oct. 3, 2009 @ SJ
Third Period	0	Two times: Mar. 21, 2008 @ SJ; Oct. 21, 2008 @ TOR
Overtime	0	Several times

FEWEST POWER PLAY GOALS

Season	43	2001-02
--------------	----	---------

FEWEST POWER PLAY OPPORTUNITIES

Season	300	2009-10
Game	0	Mar. 28, 1999 vs. CGY

FEWEST SHORTHANDED GOALS

Season	4	Three times: 1999-00; 2001-02; 2006-07
--------------	---	--

FEWEST PENALTY MINUTES

Season	926	1999-00 (11.3 per-game average)
Game	0	Three times: May 1, 1995 vs. STL; Oct. 15, 1999 @ TB; Mar. 2, 2000 @ VAN

FEWEST WINS

Season	25	2000-01 (25-41-11-5)
Month (minimum 5 GP)	1	Oct., 1996 (1-9-2)

FEWEST REGULATION LOSSES

Season	20	2006-07 (48-20-14)
Month (minimum 5 GP)	0	Two times: Apr. 1997 (3-0-2); Oct. 2006 (9-0-3)

FEWEST TIES (2003-04 WAS THE LAST SEASON THE NHL HAD TIE GAMES)

Season	5	Two times: 1993-94 (33-46-5); 1994-95 (16-27-5)
Month	0	Several times

DUCKS ROOKIE RECORDS

MOST GOALS

Season	31	Bobby Ryan, 2008-09
Game	3	Bobby Ryan, Jan. 8, 2009 @ LA

MOST ASSISTS

Season	26	Francois Beauchemin, 2005-06 ; Bobby Ryan, 2008-09
Game	4	Ryan Getzlaf, Mar. 24, 2006 vs. NSH (0-4=4)

MOST POINTS

Season	57	Bobby Ryan, 2008-09 (31-26=57)
Game	4	Two times: Stanislav Chistov, Oct. 10, 2002 @ STL (1-3=4); Ryan Getzlaf, Mar. 24, 2006 vs. NSH (0-4=4)

MOST POWER PLAY GOALS

Season	12	Bobby Ryan, 2008-09
Game	2	Two times: Paul Kariya, Mar. 9, 1995 vs. DET; Dustin Penner, Nov. 30, 2005 vs. PHX

MOST SHORTHANDED GOALS

Season	1	Five times: Paul Kariya, 1994-95; Oleg Tverdovsky, 1994-95; Samuel Pahlsson, 2000-01; Chris Kunitz, 2005-06; Troy Bodie, 2009-10
Game	1	Four times: Paul Kariya & Oleg Tverdovsky, both on Feb. 1, 1995 @ DAL; Samuel Pahlsson, Mar. 18, 2001 @ CHI; Chris Kunitz, Dec. 18, 2005 vs. SJ; Troy Bodie, Mar. 21, 2010 vs. COL

MOST SHOTS

Season	204	Dustin Penner, 2006-07
Game	8	Five times: two times by Milos Holan, Mar. 17, 1995 vs. TOR & Apr. 5, 1995 vs. EDM; Chris Kunitz, Feb. 4, 2002 vs. CAR; Corey Perry, Oct. 14, 2005 vs. CBJ; Bobby Ryan, Mar. 29, 2009 @ COL

MOST PENALTY MINUTES

Season	121	Peter LeBoutillier, 1996-97
Game	30	Two times: Peter LeBoutillier, Feb. 20, 1997 @ LA & Mar. 13, 1998 @ DAL

MOST GAMES PLAYED

Season	82	Dustin Penner, 2006-07
--------------	----	------------------------

HIGHEST PLUS/MINUS (+/-)

Season (minimum 45 GP)	+19	Chris Kunitz, 2005-06
Game	+3	Several times

HIGHEST SHOOTING PERCENTAGE

Season (minimum 39 GP)	17.8	Bobby Ryan, 2008-09
Game	100.0	Several times

MOST GAME-WINNING GOALS

Season	5	Dustin Penner, 2006-07
--------------	---	------------------------

MOST GAME-TYING GOALS

Season	2	Frank Banham, 1997-98
--------------	---	-----------------------

LONGEST ROOKIE SCORING STREAKS

Point Streak	8 games	Paul Kariya (6-9=15), Mar. 7, 1995-Mar. 23, 1995
Goal Streak	5 games	Bobby Ryan (5-1=6), Jan. 17, 2009-Jan. 28, 2009
Assist Streak	7 games	Francois Beauchemin (0-8=8), Jan. 26, 2006-Feb. 8, 2006

RECORDS

MOST SAVES (GOALTENDERS)

Season	667	Ilya Bryzgalov, 2005-06 (31 games)
Game	36	Ilya Bryzgalov, Oct. 21, 2005 @ DET

MOST SHOTS FACED (GOALTENDERS)

Season	733	Ilya Bryzgalov, 2005-06 (31 games)
Game	39	Ilya Bryzgalov, Oct. 21, 2005 @ DET

MOST MINUTES (GOALTENDERS)

Season	1575	Ilya Bryzgalov, 2005-06 (31 games)
Game	65	Several times

MOST WINS (GOALTENDERS)

Season	13	Ilya Bryzgalov, 2005-06 (13-12-1)
--------------	----	-----------------------------------

LOWEST GOALS-AGAINST-AVERAGE (GOALTENDERS)

Season	2.51	Ilya Bryzgalov, 2005-06 (31 games)
--------------	------	------------------------------------

DUCKS MISCELLANEOUS RECORDS

Longest Winning Streak	7 games	Feb. 20-1999-Mar. 7, 1999
Home	11 games	Dec. 8, 2009-Feb. 10, 2010
Road	7 games	Nov. 28, 2006-Dec. 13, 2006
Longest Losing Streak	8 games	Two times: Oct. 12, 1996-Oct. 30, 1996; Nov. 3, 2005-Nov. 20, 2005
Home	8 games	Jan. 10, 2001-Feb. 9, 2001
Road	7 games	Oct. 8, 2005-Nov. 12, 2005
Longest Unbeaten Streak	12 games	Feb. 22, 1997-Mar. 19, 1997 (7-0-5)
Home	14 games	Feb. 12, 1997-Apr. 9, 1997 (10-0-4)
Road	7 games	Nov. 28, 2006-Dec. 13, 2006
Longest Winless Streak	9 games	Three times: Nov. 21, 1995-Dec. 10, 1995 (0-6-3); Oct. 10, 1996-Oct. 30, 1996 (0-8-1); Nov. 7, 2001-Nov. 24, 2001 (0-7-2-0)
Home	11 games	Jan. 5, 2001-Feb. 14, 2001 (0-8-3-0)
Road	13 games	Nov. 1, 2003-Dec. 27, 2003 (0-8-2-3)
Longest Point Streak	16 games	Oct. 6, 2006-Nov. 9, 2006 (12-0-1-3, 28 points)
Home	14 games	Feb. 12, 1997-Apr. 9, 1997 (10-0-4, 24 points)
Road	9 games	Feb. 28, 2009-Apr. 11, 2009 (7-0-1-1, 16 points)

CONSECUTIVE POWER PLAY GOALS & ATTEMPTS

Most consecutive games scoring PP goal	11	Mar. 7, 1997-Mar. 28, 1997 (14-for-39, .359)
Most consecutive games not scoring PP goal	8	Four times, last: Jan. 7, 2004-Jan. 21, 2004 (0-for-26)
Most consecutive attempts scoring PP goal	5	Mar. 29, 2007 @ CBJ (3)-Mar. 31, 2007 @ STL (2) (spanning 2 games)
Most consecutive attempts without a PP goal	31	Two times: Jan. 31, 1995-Jan. 18, 1995 (spanning 9 games); Mar. 3, 2003-Mar. 19, 2003 (spanning 8 games)

CONSECUTIVE PENALTY KILLING & ATTEMPTS

Most consecutive games allowing PP goal	12	Oct. 5, 2005-Oct. 30, 2005 (69-for-89, .775)
Most consecutive games not allowing PP goal	7	Dec. 18, 2001-Dec. 30, 2001 (0-for-26)
Most consecutive shorthanded stops (no goal)	32	Nov. 8, 1998-Nov. 20, 1998 (spanning six games)
Most consecutive opponent PP attempts scoring goal	4	Two times: Dec. 19, 1997 vs. PHX (4); Oct. 13, 2000 @ OTT (3) & Nov. 15, 2000 @ DET (1) (spanning 2 games)

SINGLE GAME

EARLIEST GOALS SCORED

Earliest goal scored from the start of a game	0:08	Paul Kariya, Mar. 9, 1997 @ COL
Earliest two goals scored from the start of a game	1:53	R. Getzlaf (0:50) & E Artyukhin (1:53), Jan. 19, 2010 vs. BUF
Earliest three goals scored from the start of a game	5:23	R. Getzlaf (0:50) & E Artyukhin (1:53) & M. Brown (5:23), Jan. 19, 2010 vs. BUF
Earliest four goals scored from the start of a game	10:26	R. Getzlaf (0:50) & E Artyukhin (1:53), M. Brown (5:23), & B. Ryan (10:26), Jan. 19, 2010 vs. BUF
Earliest five goals scored from the start of a game	14:45	S. Van Allen (1:27), P. Kariya (8:32), P. Douris (9:22), P. Kariya (13:51) & Douris (14:45), Oct. 29, 1995 vs. CGY
Earliest goal scored from the start of a 2nd period	0:13	Corey Perry, Dec. 20, 2006 vs. DAL
Earliest goal scored from the start of a 3rd period	0:09	Bobby Dollas, Mar. 23, 1995 @ SJ
Earliest goal scored from the start of an overtime	0:10	Mike Leclerc, Feb. 12, 2003 vs. CGY

EARLIEST GOALS GIVEN UP

Earliest goal against from the start of a game	0:09	Trevor Linden, Jan. 16, 1994 vs. VAN
Earliest two goals against from the start of a game	1:11	S. Doan (0:41) & J. Ylonen (1:11), Jan. 19, 2001 vs. PHX
Earliest three goals against from the start of a game	4:44	V. Zeleputin (1:55), C. Millen (4:08) & B. Guerin (4:44), Nov. 5, 1993 vs. NJ
Earliest four goals against from the start of a game	6:32	V. Zeleputin (1:55), C. Millen (4:08), B. Guerin (4:44) & T. Chorske (6:32), Nov. 5, 1993 vs. NJ
Earliest five goals against from the start of a game	8:05	V. Zeleputin (1:55), C. Millen (4:08), B. Guerin (4:44), T. Chorske (6:32) & B. Guerin (8:05), Nov. 5, 1993 vs. NJ
Earliest goal against from the start of a 2nd period	0:15	Bryan Smolinski, Oct. 25, 2000 @ LA
Earliest goal against from the start of a 3rd period	0:05	Daymond Langkow, Apr. 11, 2006 @ CGY
Earliest goal against from the start of an overtime	0:14	Aaron Miller, Dec. 16, 2001 vs. LA

FASTEST GOALS SCORED (SHORTEST TIME SPAN BETWEEN GOALS)

Fastest two goals scored	0:08	T. Selanne (5:44) & C. Kunitz (5:52), Nov. 30, 2005 vs. PHX
Fastest three goals scored	0:51	A. McDonald, D. Lambert & M. Chouinard, Dec. 23, 2001 @ PHX
Fastest four goals scored	3:30	M. Ferner, G. Valk, B. Houlder & J. Sacco, Feb. 26, 1994 @ QUE
Fastest five goals scored	10:04	J. Lupul, S. Rucchin, S. Pahlsson, S. Fedorov & P. Sykora, Mar. 21, 2004 vs. DET
Fastest six goals scored	20:15	S. King, B. Houlder, B. Corkum, T. Ewen, T. Yake & P. Douris, Dec. 20, 1994 @ WPG

FASTEST OPPONENT GOALS SCORED (SHORTEST TIME SPAN BETWEEN GOALS)

Fastest two goals against	0:06	D. Bodger & L. Robitaille, Apr. 15, 1999 @ LA
Fastest three goals against	1:21	A. Selivanov, R. Murray & A. Selivanov, Feb. 17, 1999 vs. EDM
Fastest four goals against	2:55	A. Mogilny, J. Beranek, A. Mogilny & A. Mogilny, Dec. 22, 1995 vs. VAN
Fastest five goals against	5:05	B. Shanahan, I. Laperriere, E. Tikkanen, K. Miller & E. Tikkanen, Jan. 31, 1995 @ STL
Fastest six goals against	18:30	J. Roenick, S. Doan, G. Adams, T. Letowski, G. Adams & S. Neckar, Dec. 22, 1999 vs. PHX

CONSECUTIVE GOALS

Most consecutive (unanswered) goals scored	7	Twice: Dec. 20, 1996 vs. CGY (7-0 final); Oct. 30 vs. VAN (7-2)
Most consecutive (unanswered) goals by opponent	8	Mar. 21, 2001 @ DAL (8-0 final)

SHOOTING PERCENTAGE

Highest shooting percentage	38.5%	Feb. 21, 2009 @ CBJ (5 goals on 13 shots)
Opponent's highest shooting percentage	43.8%	Nov. 15, 2006 vs. PHI (7 goals on 16 shots)

RECORDS

POWER PLAY PERCENTAGE

Highest power play percentage	100%	11 times (most: Dec. 1, 1998 @ PIT & Mar. 26, 1999 vs. DAL, Oct. 30, 2009 vs. VAN, 2-for-2)
Lowest power play percentage	0.0%	Several times (most chances w/o a PPG: 8, nine times)
Opponent's highest power play percentage	100%	Nine times (most: Dec. 19, 1997 vs. PHX, 4-for-4)
Opponent's lowest power play percentage	0.0%	Several times (most chances w/o a PPG - 13, Feb. 27, 1998 @ EDM)

MARGIN OF VICTORY/DEFEAT

Largest Margin of Victory	7	Dec. 20, 1996 vs. CGY (7-0)
Largest Margin of Defeat	8	Mar. 21, 2001 @ DAL (8-0)

BIGGEST DIFFERENCES IN SHOTS/GOALS WITH WINS/LOSSES

Most shots in a loss	54	Mar. 27, 2009 vs. EDM (lost 5-3)
Fewest shots in a win	12	Jan. 10, 2010 @ CHI (won 3-1)
Most goals in a loss	6	Oct. 31, 2008 vs. VAN (lost 7-6 in SO)
Fewest goals in a win	1	18 times (Last: Nov. 28, 2008 vs. CHI)

LARGEST DEFICITS/LEADS OVERCOME

Largest deficit overcome in a win	3 goals	Seven times, last: Jan. 23, 2010 @ STL (trailed 3-0 at 5:13 of the third, won 4-3 in SO)
Largest deficit overcome in a tie	4 goals	Oct. 10, 1996 @ COL (trailed 6-2 at 10:43 of the third, tied 6-6)
Largest lead relinquished in a loss	3 goals	Six times, last: Apr. 6, 2010 vs. LA (led 4-1 at 16:41 of the second, lost 5-4 in SO)
Largest lead relinquished in a tie	4 goals	Jan. 7, 2000 @ CAR (led 4-0 at 17:33 of the second, tied 4-4)

MULTIPLE PLAYERS WITH POINTS IN ONE GAME

Most players with at least one point in a game	13	Four times, last: Oct. 30, 2006 @ STL
Most players with multiple-points in a game	8	Apr. 4, 2006 vs. VAN
Most players with three-or-more points in a game	4	Two times: Jan. 1, 1999 @ BUF (Selanne-5 pts., Olausson-4, Rucchin-4, Kariya-3); Nov. 3, 2007 @ PHX (Getzlaf-3, Perry-3, Pronger-3, Schneider-3)
Most players with four-or-more points in a game	3	Two times: Jan. 1, 1999 @ BUF (Selanne-5, Olausson-4, Rucchin-4); Nov. 19, 2006 vs. PHX (Selanne-5, Kunitz-4, McDonald-4)

SEASON

INDIVIDUAL

Most multiple-goal games	14	Teemu Selanne, 1997-98
Most hat tricks	3	Teemu Selanne, 1997-98
Highest percentage of team's total goals	25.4%	Teemu Selanne, 1997-98 (scored 52 of team's 205 goals)
Most multiple-assist games	16	Teemu Selanne, 1996-97
Most multiple-point games	33	Paul Kariya, 1996-97
Most three-or-more point games	16	Teemu Selanne, 1998-99
Most four-or-more point games	4	Two times, Paul Kariya, 1999-00; Teemu Selanne, 1998-99
Most 30+ save games (goalies)	33	Guy Hebert, 1996-97
Most 40+ save games (goalies)	7	Guy Hebert, 1998-99

TEAM

Most four-or-more goal games	34	2005-06
Most five-or-more goal games	20	2005-06
Most shutouts	9	2002-03 (8 by J.S. Giguere, 1 by M. Gerber)
Least shutouts	2	1994-95 (both by Guy Hebert)
Most times shutout	11	1997-98
Least times shutout	1	1996-97
Most overtime games	23	2006-07 (9-4-10 record)

RECORDS

CAREER

Most multiple-goal games	79	Teemu Selanne, 1995-96 through 2000-01 & 2005-06 through 2009-10
Most hat tricks	12	Teemu Selanne, 1995-96 through 2000-01 & 2005-06 through 2009-10
Most multiple-assist games	91	Teemu Selanne, 1995-96 through 2000-01 & 2005-06 through 2009-10
Most multiple-point games	209	Teemu Selanne, 1995-96 through 2000-01 & 2005-06 through 2009-10
Most three-or-more point games	77	Teemu Selanne, 1995-96 through 2000-01 & 2005-06 through 2009-10
Most four-or-more point games	17	Paul Kariya, 1994-95 through 2002-03
Most 30+ save games (goalies)	165	Guy Hebert, 1993-94 through 2000-01
Most 40+ save games (goalies)	23	Guy Hebert, 1993-94 through 2000-01
Most consecutive games played	276	Andy McDonald, Oct. 17, 2003-Dec. 12, 2007
Most seasons with the Ducks	11	Teemu Selanne, 1995-96 through 2000-01 & 2005-06 through 2009-10

OPPONENTS INDIVIDUAL RECORDS

MOST GOALS

Career	32	Brett Hull, STL, DAL, DET
Season	10	Jonathan Cheechoo, SJ (2005-06)
Game	4	Three times: Owen Nolan, Dec. 19, 1995 vs. SJ; Joe Nieuwendyk, Mar. 13, 1998 @ DAL; Brett Hull, Mar. 21, 2001 @ DAL
Period	3	Six times: O. Nolan, Dec. 19, 1995 vs. SJ, (second); A. Mogilny, Dec. 22, 1995 vs. VAN (third); A. Selivanov, Feb. 17, 1999 vs. EDM (third); A. Cassels, Nov. 8, 2000 vs. VAN (second); I. Kovalchuk, Feb. 15, 2009 vs ATL (second); H. Zetterberg, Nov. 14, 2009 @ DET (third)

MOST ASSISTS

Career	55	Mike Modano, DAL
Season	10	Igor Larionov, SJ (1993-94)
Game	4	11 times, last: Tomas Kaberle, Oct. 26, 2009 vs. TOR
Period	4	Adam Oates, Mar. 24, 1994 @ BOS (second)

MOST POINTS

Career	82	Mike Modano, DAL (27-55=82)
Season	13	Jonathan Cheechoo, SJ, 2005-06 (10-3=13)
Game	6	Mike Modano, Feb. 1, 1995 @ DAL (2-4=6)
Period	4	Two times: Owen Nolan, Dec. 19, 1995 vs. SJ, (3-1=4; second) & Adam Oates, Mar. 24, 1994 @ BOS (0-4=4; second)

MOST POWER PLAY GOALS

Season	4	Jonathan Cheechoo, SJ (2005-06)
Game	3	Twice: Owen Nolan, Dec. 19, 1995 vs. SJ; Niklas Hagman, Oct. 26 vs. TOR
Period	3	Owen Nolan, Dec. 19, 1995 vs. SJ (second)

MOST SHORTHANDED GOALS

Season	2	Several times
Game	1	Many times
Period	1	Many times

MOST SHOTS

Season	34	Jonathan Cheechoo, SJ (2005-06)
Game	11	Pavel Bure, Oct. 3, 1997 vs. VAN (Tokyo, Japan)
Period	7	Two times: Dave Scatchard, Mar. 8, 2004 vs. NYI (first); Keith Tkachuk, Apr. 3, 1998 @ PHX (second)

MOST PENALTY MINUTES

Season	47	Craig Berube, CGY (2001-02)
Game	33	Craig Berube, Dec. 8, 2001 @ CGY (7 penalties)
Period	31	Craig Berube, Dec. 8, 2001 @ CGY (6 penalties; third)

HIGHEST PLUS/MINUS (+/-)

Game	+5	Several times
------------	----	---------------

OPPONENTS GOALTENDER RECORDS

MOST GAMES PLAYED

Career..... 48 Evgeni Nabokov, SJ

MOST MINUTES PLAYED

Career..... 2,094 Ed Belfour, CHI, SJ, DAL, TOR
 Season..... 443 Marty Turco, DAL (2005-06; 8 games)
 Game..... 65 Many times

MOST WINS

Career..... 26 Evgeni Nabokov, SJ
 Season..... 6 Mike Vernon, SJ (1997-98; 6-0-0)

MOST LOSSES

Career..... 17 Curtis Joseph, STL, EDM, TOR, DET, PHX; Evgeni Nabokov, SJ
 Season..... 5 Curtis Joseph, PHX (2006-07)

MOST TIES

Career..... 6 Felix Potvin, TOR, VAN, LA (15-3-6); Patrick Roy, MTL, COL (13-7-6)
 Season..... 2 Several times

MOST SHUTOUTS

Career..... 10 Ed Belfour, CHI, SJ, DAL, TOR
 Season..... 2 Seven times, last: Ilya Bryzgalov, PHX (2009-10)

MOST SAVES

Career..... 1176 Evgeni Nabokov, SJ
 Season..... 207 Mathieu Garon, LA (2005-06; 7 games)
 Game..... 47 Dominik Hasek, Jan. 10, 1997 vs. BUF (47-of-52; OT)
 Period..... 24 John Vanbiesbrouck, Jan. 1, 1994 @ FLA (24-of-26; third)
 Overtime..... 11 Marc Denis, Jan. 11, 2004 vs. CBJ (11-of-11)

MOST SHOTS FACED

Career..... 1279 Evgeni Nabokov, SJ
 Season..... 207 Mathieu Garon, LA, 2005-06 (7 games)
 Game..... 52 Dominik Hasek, Jan. 10, 1997 vs. BUF, OT (47-52)
 Period..... 26 John Vanbiesbrouck, Jan. 1, 1994 @ FLA, 3rd (24-26)
 Overtime..... 11 Marc Denis, Jan. 11, 2004 vs. CBJ (11-11)

MOST GOALS ALLOWED

Career..... 103 Evgeni Nabokov, SJ
 Season..... 29 Mathieu Garon, LA (2005-06; 7 games)
 Game..... 7 Four times, last: Dominic Hasek, Jan. 1, 1999 @ BUF
 Period..... 5 Dwayne Roloson, Jan. 23, 2004 vs. MIN (third)

LOWEST GOALS-AGAINST-AVERAGE (MINIMUM 10 GAMES PLAYED)

Career..... 1.87 Martin Brodeur, NJ (19 games)
 Season (minimum 2 GP)..... 0.00 Jussi Markkanen, EDM (2002-03; 2 games)

HIGHEST GOALS-AGAINST-AVERAGE (MINIMUM 200 MINUTES PLAYED)

Career..... 4.58 Mathieu Garon, LA
 Season (minimum 2 GP)..... 6.29 Alexander Auld, VAN (2005-06; 3 games)

OPPONENTS TEAM HIGHS

MOST GOALS

Game.....	9	Feb. 1, 1995 @ DAL
First Period.....	5	Two times: Nov. 5, 1993 vs. NJ; Nov. 15, 2006 vs. PHI
Second Period.....	5	Three times: Mar. 24, 1994 @ BOS, Jan. 31, 1995 @ STL; Apr. 1, 1998 vs. PHX
Third Period.....	5	Three times: Dec. 22, 1999 vs. PHX; Mar. 21, 2001 @ DAL; Nov. 14, 2009 @ DET

MOST ASSISTS

Game.....	17	Feb. 1, 1995 @ DAL
Period.....	10	Nov. 15, 2006 vs. PHI

MOST POINTS (GOALS + ASSISTS)

Game.....	26	Feb. 1, 1995 @ DAL (9-17=26)
Period.....	15	Nov. 15, 2006 vs. PHI

MOST SHOTS

Game.....	57	Mar. 21, 2004 vs. DET
First Period.....	23	Three times: Dec. 27, 1995 @ LA; Dec. 22, 2000 @ DET; Mar. 21, 2004 vs. DET
Second Period.....	24	Feb. 3, 1995 vs. DET
Third Period.....	23	Jan. 10, 1999 vs. EDM
Overtime.....	10	Feb. 3, 2000 @ PHI

MOST POWER PLAY GOALS

Game.....	5	Oct. 26, 2009 vs. TOR (5-for-11)
Period.....	4	Dec. 14, 2007 @ MIN (4-for-4 in the second period)

MOST POWER PLAY OPPORTUNITIES

Game.....	13	Feb. 27, 1998 @ EDM (0-for-13)
Period.....	7	Two times: Dec. 2, 1993 @ LA (1-for-7); Dec. 8, 2000 @ MIN (0-for-7)

MOST SHORTHANDED GOALS

Game.....	3	Oct. 18, 1996 vs. SJ
Period.....	2	Three times: Feb. 1, 1995 @ DAL (second); Oct. 18, 1996 vs. SJ (third); Dec. 6, 2005 vs. CAR (second)

MOST PENALTY MINUTES

Game.....	202	Dec. 8, 2001 @ CGY
Period.....	190	Dec. 8, 2001 @ CGY (third)

OPPONENTS TEAM LOWS

FEWEST SHOTS

Game.....	11	Jan. 23, 2004 vs. MIN
First Period.....	0	Apr. 1, 2000 @ LA
Second Period.....	1	Mar. 27, 2007 vs. PHX
Third Period.....	1	Twice: Dec. 12, 2007 vs. VAN; Jan. 21, 2009 @ NYI
Overtime.....	0	Several times

FEWEST POWER PLAY OPPORTUNITIES

Game.....	0	Six times, last: Nov. 12, 2006 vs. MIN
-----------	---	--

FEWEST PENALTY MINUTES

Game.....	2	Several times, last: Jan. 9, 2010 @ NSH
-----------	---	---

HONDA CENTER INDIVIDUAL HIGHS

MOST GOALS

Game.....	4	Owen Nolan, SJ, Dec. 19, 1995
Period.....	3	Several times: Last: I. Kovalchuk, ATL, Feb. 15, 2009 (second)

MOST ASSISTS

Game.....	5	Three times, Teemu Selanne, ANA, Nov. 19, 2006 vs. PHX; Dmitri Mironov, ANA, Dec. 12, 1997 vs. WSH; Ryan Getzlaf, ANA, Oct. 29, 2008 vs. DET
Period.....	3	Several times

MOST POINTS

Game.....	5	Several times, last: Tomas Kaberle, TOR, Oct. 26, 2010
Period.....	4	Owen Nolan, SJ, Dec. 19, 1995 (second)

MOST POWER PLAY GOALS

Game.....	3	Twice: Owen Nolan, SJ, Dec. 19, 1995; Niklas Hagman, TOR, Oct. 26, 2009
Period.....	3	Owen Nolan, SJ, Dec. 19, 1995 (second)

MOST SHORTHANDED GOALS

Game.....	2	Twice: DET vs. ANA, Oct. 15, 2007 (Pahlsson, O'Donnell) EDM vs. ANA, Feb. 10, 2010 (Potulny, Moreau)
Period.....	2	Twice: DET vs. ANA, Oct. 15, 2007 (Pahlsson, O'Donnell; third) EDM vs. ANA, Feb. 10, 2010 (Potulny, Moreau; second)

MOST SHOTS

Game.....	12	Three times, all by Paul Kariya: Nov. 6, 1996 vs. MTL; Nov. 8, 1998 vs. DET; Mar. 10, 1999 vs. VAN
Period.....	9	Paul Kariya, Nov. 8, 1998 vs. DET (first)

MOST PENALTY MINUTES

Game.....	37	Todd Ewen, Feb. 25, 1996 vs. SJ
Period.....	29	George Burnett, Apr. 4, 2004 vs. CGY

HIGHEST PLUS/MINUS (+/-)

Game.....	+5	Several times
-----------	----	---------------

HIGHEST SHOOTING PERCENTAGE

Game.....	100.0	Several times
-----------	-------	---------------

MOST SAVES (GOALTENDERS)

Game.....	51	Twice: Jean-Sebastien Giguere, Mar. 21, 2004 vs. DET (51-for-57); Dwayne Roloson, Mar. 27, 2009 vs. EDM (51-for-54)
Period.....	23	Dwayne Roloson, Mar. 27, 2009 vs. EDM (23-for-24; third)
Overtime.....	11	Marc Denis, CBJ, Jan. 11, 2004 (11-of-11)

MOST SHOTS FACED (GOALTENDERS)

Game.....	57	Jean-Sebastien Giguere, Mar. 21, 2004 vs. DET (51-of-57)
Period.....	24	Three times: Guy Hebert, Feb. 3, 1995 vs. DET (22-of-24; second); Dwayne Roloson, MIN, Jan. 23, 2004 (19-of-24; third); Dwayne Roloson, Mar. 27, 2009 vs. EDM (23-for-24; third)
Overtime.....	11	Marc Denis, CBJ, Jan. 11, 2004 (11-of-11)

MOST GOALS ALLOWED (GOALTENDERS)

Game.....	7	Five times, last: Jeff Deslauriers, Apr. 11, 2010 vs. EDM
Period.....	5	Four times, last: Jean-Sebastien Giguere, Nov. 15, 2006 vs. PHI, (first); Dwayne Roloson, MIN, Jan. 23, 2004 (third); Dominic Roussel, Dec. 22, 1999 vs. PHX (third); Mikhail Shtalenkov, Apr. 1, 1998 vs. PHX (second)

HONDA CENTER TEAM HIGHS & LOWS

MOST GOALS

Game.....	8	Four times: ANA vs. FLA, Jan. 21, 1998; PHX, Dec. 22, 1999; ANA vs. DET, Mar. 21, 2004; ATL, Feb. 15, 2009
First Period.....	5	Three times: NJ, Nov. 5, 1993; ANA vs. CGY, Oct. 29, 1995; PHI, Nov. 15, 2006
Second Period.....	5	PHX, Apr. 1, 1998
Third Period.....	5	Two times: PHX, Dec. 22, 1999; ANA vs. MIN, Jan. 23, 2004

MOST SHOTS

Game.....	57	DET, Mar. 21, 2004
First Period.....	23	DET, Mar. 21, 2004
Second Period.....	24	DET, Feb. 3, 1995
Third Period.....	24	ANA vs. EDM, Mar. 27, 2009
Overtime.....	11	ANA vs. CBJ, Feb. 11, 2004

MOST POWER PLAY GOALS

Game.....	5	Oct. 26, 2009 vs. TOR (5-for-11)
Period.....	3	Six times, last: ANA vs. PHX, Mar. 22, 2009 (3-for-3; third)

MOST POWER PLAY OPPORTUNITIES

Game.....	13	ANA vs. CGY, Apr. 17, 2006 (3-for-13)
Period.....	6	Five times, last: ANA vs. CBJ, Jan. 15, 2007 (1-for-6; second)

MOST SHORTHANDED GOALS

Game.....	3	Two times: SJ, Oct. 18, 1996; ANA vs. CGY, Dec. 20, 1996
Period.....	2	Five times: SJ, Oct. 18, 1996 (third); ANA vs. CGY, Dec. 20, 1996 (second); CAR, Dec. 6, 2005 (second); ANA vs. DET, Oct. 15, 2007 (third); EDM vs. ANA, Feb. 10, 2010 (second)

MOST PENALTY MINUTES

Game.....	88	ANA vs. EDM, Feb. 17, 1997
Period.....	57	ANA vs. EDM, Feb. 17, 1997 (third)

FEWEST SHOTS

Game.....	11	MIN, Jan. 23, 2004
First Period.....	2	Six times, last: ANA vs. VAN, Mar. 31, 2004
Second Period.....	1	ANA vs. PHX, Mar. 22, 2007
Third Period.....	1	Three times: ANA vs. BOS, Oct. 15, 1993; ANA vs. OTT, Mar. 10, 2002; ANA vs. VAN, Dec. 12, 2007
Overtime.....	0	Several times

FEWEST POWER PLAY OPPORTUNITIES

Game.....	0	Four times, last: ANA vs. MIN, Nov. 12, 2006
-----------	---	--

FEWEST PENALTY MINUTES

Game.....	0	ANA vs. STL, May, 1, 1995
-----------	---	---------------------------

TWO-TEAM SINGLE-GAME HIGHS & LOWS

MOST GOALS

Game.....	14	ANA (8) vs. DET (6), Mar. 21, 2004
Period.....	7	Three times: SJ (4) @ ANA (3), Dec. 19, 1995 (second); PHI (5) vs. ANA (2), Nov. 15, 2006 (first); VAN (4) @ ANA (3), Oct. 31, 2008 (second)

MOST SHOTS

Game.....	87	ANA (30) vs. DET (57), Mar. 21, 2004
Period.....	37	WPG (20) @ ANA (17), Oct. 22, 1995 (first)
Overtime.....	12	ANA (11) vs. CBJ (1), Jan. 11, 2004

MOST POWER PLAY GOALS

Game.....	6	Five times, last: TOR (5) vs. ANA (1), Oct. 26, 2009
Period.....	4	Three times: SJ (3) @ ANA (1), Dec. 19, 1995 (second); ANA (1) @ MIN (3), Dec. 31, 2006 (second); MIN (4) ANA (0), Dec. 14, 2007 (second)

MOST POWER PLAY OPPORTUNITIES

Game.....	21	ANA (13) vs. CGY (8), Apr. 17, 2006
Period.....	9	Four times: ANA (3) @ LA (6), Dec. 2, 1993 (first); ANA (4) @ NYR (5), Nov. 25, 2001 (second); ANA (6) vs. NSH (3), Nov. 1, 2005 (second); ANA (3) vs. CGY (6), Apr. 17, 2006 (second)

MOST SHORTHANDED GOALS

Game.....	4	ANA (2) @ DAL (2), Feb. 1, 1995
Period.....	2	Seven times, last: EDM (2) @ ANA (0), Feb. 10, 2009 (second)

MOST PENALTY MINUTES

Game.....	309	ANA (107) @ CGY (202), Dec. 8, 2001
Period.....	291	ANA (101) @ CGY (190), Dec. 8, 2001, (third)

FEWEST GOALS

Game.....	1	Many times
-----------	---	------------

FEWEST SHOTS

Game.....	29	ANA (15) @ SJ (14), Nov. 27, 1993
Period.....	7	Three times: ANA (4) @ OTT (3), Dec. 28, 1998 (first); BUF (4) vs. ANA (3), Jan. 16, 2002 (third); OTT (6) vs. ANA (1), Mar. 10, 2002 (third)
Overtime.....	1	Many times

FEWEST POWER PLAY OPPORTUNITIES

Game.....	1	STL (0-0) @ ANA (0-1), May 1, 1995
-----------	---	------------------------------------

FEWEST PENALTY MINUTES

Game.....	2	STL (2) @ ANA (0), May 1, 1995
-----------	---	--------------------------------

REAL-TIME RECORDS

(officially kept since start of 1998-99 season)

TIME ON ICE

Game.....	35:51	Scott Niedermayer, Jan. 9, 2007 @ NSH
Season Avg.....	27:30	Scott Niedermayer, 2006-07

SHIFTS

Game.....	40	Oleg Tverdovsky, Apr. 4, 2001 @ COL
Season Avg.....	28.9	Chris Pronger, 2008-2009

TOTAL HITS

Game.....	14	Brett Festerling, Dec. 31, 2009 @ DAL
Season.....	286	Vitaly Vishnevski, 2000-01
Career.....	808	Ruslan Salei

BLOCKED SHOTS

Game.....	7	Twice: Ruslan Salei, Oct. 14, 2000 @ NJ; Chris Pronger, Jan. 31, 2009 @ COL
Season.....	153	Jamie Pushor, 1998-99
Career.....	486	Ruslan Salei

FACEOFF WIN PERCENTAGE


Game (min. 10 faceoffs).....	92.9	Todd Marchant, Jan. 19, 2006 @ OTT (won 13-of-14 faceoffs)
Season (min. 300 faceoffs).....	60.9	Marc Chouinard, 2000-01
Career (min. 1500 faceoffs).....	56.5	Sergei Fedorov

TOTAL FACEOFF WINS

Game.....	26	Steve Rucchin, Mar. 26, 2000 vs. PHX (won 26-of-41 faceoffs)
Season.....	1066	Steve Rucchin, 1999-00
Career.....	4251	Steve Rucchin

TOTAL FACEOFFS TAKEN

Game.....	42	Steve Rucchin, Oct. 28, 1998 vs. TB (24 faceoff wins)
Season.....	1996	Steve Rucchin, 1999-00
Career.....	7997	Steve Rucchin



PLAYOFFS



2009 DUCKS PLAYOFF STATS

POS	NO.	PLAYER	GP	AVG											PCTG
				TOI	G	A	PTS	+/-	PIM	PP	SH	GW	OT	S	
C	15	RYAN GETZLAF	13	24:08	4	14	18	3	25	1	0	0	0	25	16.0
R	10	COREY PERRY	13	21:59	8	6	14	2	36	2	0	1	0	41	19.5
D	27	SCOTT NIEDERMAYER	13	26:17	3	7	10	0	11	3	0	2	0	32	9.4
D	25	CHRIS PRONGER	13	27:12	2	8	10	4	12	1	0	0	0	27	7.4
R	9	BOBBY RYAN	13	19:40	5	2	7	0	0	2	0	1	0	49	10.2
R	8	TEEMU SELANNE	13	15:08	4	2	6	-2	4	2	0	1	0	31	12.9
D	19	RYAN WHITNEY	13	21:33	1	5	6	-1	9	1	0	0	0	9	11.1
C	20	RYAN CARTER	10	12:14	2	3	5	0	0	1	0	0	0	18	11.1
L	18	DREW MILLER	13	16:08	2	1	3	1	2	0	0	1	0	23	8.7
D	34	JAMES WISNIEWSKI	12	20:22	1	2	3	0	10	0	0	0	0	16	6.3
C	48	ANDREW EBBETT	13	13:11	1	2	3	-1	8	0	0	0	0	16	6.3
L	44	ROB NIEDERMAYER	13	16:13	0	3	3	1	12	0	0	0	0	7	.0
C	22	TODD MARCHANT	13	19:55	1	1	2	0	16	0	0	1	1	18	5.6
C	26	ERIK CHRISTENSEN	8	10:37	0	2	2	-1	0	0	0	0	0	10	.0
R	13	MIKE BROWN	13	8:27	0	2	2	0	25	0	0	0	0	6	.0
D	23	FRANCOIS BEAUCHEMIN	13	21:24	1	0	1	1	15	0	0	0	0	9	11.1
G	35	JEAN-SEBASTIEN GIGUERE	1	16:49	0	0	0	0	0	0	0	0	0	0	.0
D	53	BRETT FESTERLING	1	14:34	0	0	0	-1	0	0	0	0	0	0	.0
L	12	JOSH GREEN	5	5:53	0	0	0	0	0	0	0	0	0	2	.0
R	16	GEORGE PARROS	7	5:32	0	0	0	0	9	0	0	0	0	5	.0
C	17	PETTERI NOKELAINEN	9	8:42	0	0	0	-1	2	0	0	0	0	2	.0
D	21	SHELDON BROOKBANK	13	11:12	0	0	0	-1	18	0	0	0	0	3	.0
G	1	JONAS HILLER	13	62:03	0	0	0	0	0	0	0	0	0	0	.0
SW# GOALTENDER			GPI	MINS	AVG	W	L	EN	SO	GA	SA	SV%	G	A	PIM
35	JEAN-SEBASTIEN GIGUERE		1	17	.00	0	0	1	0	0	6	1.000	0	0	0
1	JONAS HILLER		13	807	2.23	7	6	1	2	30	524	.943	0	0	0
ANA GOALTENDING TOTALS			13	827	2.32	7	6	2	2	32	532	.940	0	0	0

The Anaheim Ducks earned their franchise-record fourth consecutive trip to the Stanley Cup Playoffs in 2008-09, finishing second in the Pacific Division and eighth in the Western Conference with a 42-33-7 record for 91 points. The Ducks opened the postseason against the NHL's top team in the regular season, the San Jose Sharks. The series marked the just the second NHL playoff meeting between two California teams and the first since the 1969 Western Conference Quarterfinals when the Los Angeles Kings beat the Oakland Seals in seven games. With a 4-2 series win over San Jose, the Ducks became the fifth team to upset the NHL's best regular season team (by standings points) in the first round since the Expansion Era began (1967-68). The Ducks were also just the 11th team in NHL history to defeat a team who earned 110-or-more standings points during the regular season in the first round. With the series victory, Anaheim advanced to the second round to face Detroit for the fifth time in franchise history. The Ducks stretched the Western Conference Semifinals to seven games before falling short in Game 7 at Detroit. Center **Ryan Getzlaf** led the team in postseason scoring with 4-14=18 points while goaltender **Jonas Hiller** posted a 7-6 record with two shutouts, a 2.23 GAA and .943 SV% in his Stanley Cup Playoff debut.

2009 PLAYOFF NOTES

WESTERN CONFERENCE QUARTERFINALS

GAME 1 (APRIL 16, 2009) - ANAHEIM 2 @ SAN JOSE 0

The Ducks were able to shut down the Sharks' potent power play (stopping all six attempts) and scored an extra-man marker of their own en route to 2-0 shutout in Game 1... it was the club's first postseason shutout since May 30, 2007 in Game 2 of the Stanley Cup Final vs. Ottawa (1-0)... it was also the club's first road shutout in the Stanley Cup Playoffs since May 3, 2006 in the series deciding Game 7 of the Conference Quarterfinal Series at Calgary (3-0)...defenseman **Scott Niedermayer** broke the scoreless tie at 5:18 of the third period on the club's third power play attempt of the game...center **Ryan Getzlaf** and defenseman **Ryan Whitney** (first playoff point as a Duck) picked up the assists...it was Niedermayer's seventh career postseason game-winning goal and his fourth with Anaheim...after coming out of the penalty box for elbowing, Getzlaf scored a goal on a pass from right wing **Mike Brown** to provide an insurance goal for the Ducks, making the score 2-0...it was Brown's first career postseason point...in his Stanley Cup Playoffs debut, goaltender **Jonas Hiller** stopped all 35 shots he faced for the shutout...he was first goalie in over five years to post a shutout in his postseason debut.

PP: 1-4 PK: 0-6 SF: 35 SA: 17

TOI: S. Niedermayer (24:42)

Three Stars: 1. Hiller 2. Getzlaf 3. Marchant

GAME 2 (APRIL 19, 2009) - ANAHEIM 3 @ SAN JOSE 2

The Ducks took a two games-to-none lead in their Western Conference Quarterfinal series against the San Jose Sharks with a 3-2 victory at HP Pavilion...with a six-for-six performance in Game 2, the Ducks improved to a perfect 12-for-12 on the penalty kill against the Sharks...all three Ducks goal scorers had begun the season in Iowa (AHL)...right wing **Bobby Ryan** opened the scoring at the 3:45 mark of the first period, beating Evgeni Nabokov with a second-attempt effort on the power play...after Ryan Clowe scored San Jose's first goal of the postseason early in the second, the Ducks reclaimed the lead on center **Andrew Ebbett's** go-ahead goal at 9:44 of the third...left wing **Drew Miller** collected the game-winner at 13:17 of the third, making a winner out of starting goaltender **Jonas Hiller**, who stopped 42-of-44 shots for his second consecutive win...six Ducks recorded single assists in the victory, including right wing **Teemu Selanne**, center **Erik Christensen**, left wing **Rob Niedermayer**, and defensemen **Scott Niedermayer**, **James Wisniewski** and **Ryan Whitney**.

PP: 1-2 PK: 0-6 SF: 26 SA: 44

TOI: S. Niedermayer (26:51)

Three Stars: 1. Hiller 2. Cheechoo 3. S. Niedermayer

GAME 3 (APRIL 21, 2009) - ANAHEIM 3 VS. SAN JOSE 4

The Western Conference Quarterfinal series shifted to Southern California for Game 3 but despite the change of location, the visiting team came away with the win for the third consecutive game...the San Jose Sharks earned their first win of the series with a 4-3 victory over the Ducks at Honda Center, reducing Anaheim's lead in the series to two games to one...San Jose opened the scoring early in the first for its first lead of the series and never trailed in the game...Anaheim tied the game on three separate occasions before Patrick Marleau scored the game-winning goal at 10:33 of the third...the final score marked the first career playoff loss for goaltender **Jonas Hiller**, who turned away 31-of-35 shots...right wing **Bobby Ryan** and defensemen **Chris Pronger** and **James Wisniewski** all scored their first goals of the 2009 playoffs while center **Ryan Getzlaf** and defenseman **Ryan Whitney** each earned an assist.

PP: 1-4 PK: 2-3 SF: 30 SA: 35

TOI: S. Niedermayer (26:21)

Three Stars: 1. Boyle 2. Pronger 3. Blake

GAME 4 (APRIL 23, 2009) - ANAHEIM 4 VS. SAN JOSE 0

Right wing **Bobby Ryan** became the second rookie in franchise history to score two goals in a playoff game while goaltender **Jonas Hiller** posted his second career postseason shutout as the Ducks blanked the Sharks, 4-0...the shutout marked the Ducks' first home shutout in the postseason since May 30, 2007 in Game 2 of the SCF vs. OTL...Ryan scored the Ducks' opening two goals of the game, with the first accounting for the game-winner...the only other Ducks rookie to score two goals in a playoff game was defenseman **Francois Beauchemin** in Game 3 of the CQF, Apr. 25, 2006 vs. CGY...Ryan's linemates, center **Ryan Getzlaf** (0-2=2) and **Corey Perry** (1-1=2) also had multiple-point nights...defenseman **Ryan Whitney** collected an assist on Ryan's first goal, extending his point streak to four consecutive games, which co-led the NHL at the conclusion of the game...defenseman **Chris Pronger**, left wing **Rob Niedermayer** and center **Todd Marchant** each tallied a helper in the game...left wing **Drew Miller** scored his second career playoff goal, an empty-netter with 41 seconds remaining on the clock...Hiller was perfect in net, stopping all 31 shots he faced...the Ducks were also perfect on the penalty kill for the third game of the series.

PP: 0-4 PK: 0-2 SF: 26 SA: 31

TOI: C. Pronger (25:00)

Three Stars: 1. Ryan 2. Hiller 3. Wisniewski

GAME 5 (APRIL 25, 2009) - ANAHEIM 2 @ SAN JOSE 3 OT

The San Jose Sharks reduced the Ducks' Western Conference Quarterfinal series lead to one game with a 3-2 overtime victory in Game 5 at HP Pavilion, the first overtime contest of the series...holding true to form, the team to score first improved to 5-0 while the home team won its second straight after the visitors took the first three games of the series...the Sharks jumped out to a 2-0 lead with goals by Joe Thornton and Devin Setoguchi in the first and second periods, respectively...the Ducks responded with a two-goal third period to force overtime...center **Ryan Carter** got Anaheim in the scoreboard with his first career playoff goal (Nabokov) 55 seconds in the third before right wing **Corey Perry** tied the game with his second of the playoffs at 4:42 of the third...defenseman **Scott Niedermayer** (0-2=2) and centers **Ryan Getzlaf** (0-1=1) and **Andrew Ebbett** (0-1=1) drew assists on the third-period goals...the teams went scoreless through the remainder of regulation, pushing the game to OT...Patrick Marleau held off elimination for the Sharks with his game-winner at 6:02 of OT...in a tough-luck loss, goaltender **Jonas Hiller** stopped 45-of-48 shots in his first career postseason overtime game.

PP: 0-3 PK: 1-3 SF: 25 SA: 48

TOI: R. Whitney (28:11)

Three Stars: 1. Marleau 2. Thornton 3. S. Niedermayer

GAME 6 (APRIL 27, 2009) - ANAHEIM 4 VS. SAN JOSE 1

The Ducks broke a scoreless tie at 13:03 of the second period, followed by two more unanswered goals to defeat the Sharks in Game 6 of the CQF and advance to the CSF...right wing **Corey Perry** put the Ducks on the board with a power play goal to tie the game at 12:33 of the first period...right wing **Teemu Selanne** scored a power play goal at 13:03 of the second, which would prove to be the game-winner...it was the 10th postseason game-winner of his career and first since May 20, 2007 in Game 5 of the WCF at Detroit...defenseman **Francois Beauchemin** scored his first goal of the postseason just 1:23 after Selanne's marker...center **Ryan Getzlaf** scored at 17:06 of the third to add another insurance goal...Getzlaf completed the "Gordie Howe hat trick," collecting an assist on Perry's goal while also squaring off against San Jose center Joe Thornton just two seconds into the contest...defenseman **Chris Pronger** added two assists while defenseman **Scott Niedermayer**, centers **Mike Brown** and **Ryan Carter** and left wingers **Rob Niedermayer** and **Drew Miller** each notched a single assist...the Ducks scored on the power play for the fourth game in the series...goaltender **Jonas Hiller** won his fourth career postseason game, stopping 36-of-37 shots.

PP: 2-5 PK: 1-4 SF: 32 SA: 37

TOI: S. Niedermayer (27:59)

Three Stars: 1. Hiller 2. Pronger 3. S. Niedermayer

2009 PLAYOFF NOTES

WESTERN CONFERENCE SEMIFINALS

GAME 1 (MAY 1, 2009) - ANAHEIM 2 @ DETROIT 3

Detroit's Nicklas Lidstrom scored the second of his two goals with just 49 seconds remaining in the game, breaking the 2-2 tie and giving the Red Wings a 3-2 win and 1-0 series lead at Joe Louis Arena...the loss moved Anaheim's lifetime postseason record in Detroit to 4-6...right wing **Corey Perry** gave the Ducks an early one-goal lead, putting the club on the board at 7:28 of the first period...Perry extended his goal streak to four games...following two Detroit goals, right wing **Teemu Selanne** scored a power play goal for the Ducks with just 17 seconds remaining in the second, sending the two clubs into the dressing room with a 2-2 tie at intermission...in his 50th career postseason contest, center **Ryan Getzlaf** collected assists on both Anaheim goals, extending his assist streak to five games...he also led the club in TOI with 27:55...defenseman **Chris Pronger** also registered assists on both the Perry and Selanne goals...goaltender **Jonas Hiller** was handed the tough-luck loss, stopping 34-of-37 shots on net.

PP: 1-3 PK: 2-6 SF: 24 SA: 37
TOI: R. Getzlaf (27:55)

Three Stars: 1. Lidstrom 2. Franzen 3. Getzlaf

GAME 2 (MAY 3, 2009) - ANAHEIM 4 @ DETROIT 3 TOT

Center **Todd Marchant** broke a 3-3 tie in the third overtime period to propel the Ducks to a 4-3 victory over the Red Wings at Joe Louis Arena in Game 2 of the Western Conference Semifinals...Marchant's second career playoff overtime goal evened the series at a game apiece as Anaheim won its fifth consecutive overtime game against Detroit...the contest marked the longest game for Anaheim since Game 1 of the CSF at Dallas on Apr. 24, 2003 (W, 4-3 in 5 OT) and third triple overtime game against the Red Wings...goaltender **Jonas Hiller** stopped 59-of-62 shots, marking the most saves by an Anaheim netminder since J.S. Giguere made 63 stops in Game 1 of the CQF on Apr. 10, 2003 at Detroit...the game opened with Anaheim and Detroit scoring twice in the first period as center **Ryan Getzlaf** and defenseman **Chris Pronger** netted goals for the Ducks...center **Ryan Carter** gave Anaheim a 3-2 lead with a power play goal at 4:42 of the second before Detroit forced overtime with Johan Franzen's game-tying goal at 5:19 of the third...after two scoreless overtime periods, Marchant ended the drama at 1:15 of the third extra frame, the lone assist going to defenseman **James Wisniewski**...Getzlaf led all skaters with 1-2-3 points while right wing **Corey Perry** recorded the only other multiple-point game with a pair of assists (0-2=2)...defenseman **Scott Niedermayer** (0-1=1) and right wing **Bobby Ryan** (0-1=1) also earned assists in the victory...Pronger paced all skaters with 46:21 TOI.

PP: 2-4 PK: 1-3 SF: 46 SA: 62
TOI: C. Pronger (46:21)

Three Stars: 1. Hiller 2. Franzen 3. Pronger

GAME 3 (MAY 5, 2009) - ANAHEIM 2 VS. DETROIT 1

Returning to Honda Center for Game 3 of the Western Conference Semifinals, the Ducks edged the Red Wings, 2-1, to take a 2-1 lead in the best-of-7 series...goaltender **Jonas Hiller** turned in another strong playoff performance, stopping 45-of-46 shots for his second consecutive win and sixth of the playoffs...Hiller faced 11 shots in the first period, 17 in the second and 18 in the third, allowing only a Henrik Zetterberg power play goal at 14:20 of the middle frame...right wing **Teemu Selanne** opened the scoring at 12:49 of the first, converting on a breakaway pass from center **Ryan Carter**, who collected his second assist of the playoffs...defenseman **Scott Niedermayer's** power play goal at 8:16 of the second marked his eighth career playoff game-winner, tied for second all-time among defensemen in the postseason...center **Ryan Getzlaf** and defenseman **Chris Pronger** drew assists on the Niedermayer goal.

PP: 1-4 PK: 1-5 SF: 23 SA: 46
TOI: C. Pronger (26:55)

Three Stars: 1. Hiller 2. Pronger 3. Zetterberg

GAME 4 (MAY 7, 2009) - ANAHEIM 4 VS. DETROIT 6

Fueled by two-goal outings from center Johan Franzen and right wing Marian Hossa, the Red Wings defeated the Ducks, 6-3, at Honda Center to even the Western Conference Semifinals at two games apiece...Anaheim right wing **Corey Perry** opened the scoring at 0:42 of the first period, tying a franchise postseason record for the fastest goal scored to start a game

(Petr Sykora scored 42 seconds into Game 5 of the 2003 Stanley Cup Final, June 5, 2003 at New Jersey)...Franzen scored twice in the latter half of the period as Detroit would not trail for the remainder of the night...Perry, who scored his second goal of the game at 11:03 of the second period, finished with a playoff career-high 2-1=3 points and his first career postseason multiple-goal game...defenseman **Scott Niedermayer** also scored for Anaheim at 10:03 of the third, marking his team-leading third power play goal of the playoffs...center **Ryan Getzlaf** (0-2=2) had a pair of assists and defenseman **Chris Pronger** (0-1=1) added a single helper in the setback...goaltender **Jonas Hiller** turned away 28-of-33 shots before being relieved by **J.S. Giguere**, who stopped all six shots in his 2009 playoff debut...the game drew a club-record 17,601 fans, besting the previous mark of 17,597 set on Jan. 2, 2009 vs. Philadelphia.

PP: 1-3 PK: 1-5 SF: 28 SA: 40
TOI: S. Niedermayer (24:59)

Three Stars: 1. Franzen 2. Hossa 3. Perry

GAME 5 (MAY 10, 2009) - ANAHEIM 1 @ DETROIT 4

With a 4-1 defeat in Game 5 of the Western Conference Semifinals at Joe Louis Arena, the Ducks lost their second consecutive game to the Red Wings to fall behind in the best-of-7 series three games to two...after a scoreless first period, Detroit erupted for two goals 39 seconds apart in the second courtesy of Johan Franzen and Jiri Hudler...at 15:57 of the second, defenseman **Ryan Whitney** scored his first goal as a Duck on the power play to bring Anaheim back to within one of Detroit...centers **Eric Christensen** and **Andrew Ebbett** drew assists on Whitney's goal...the Ducks would not find the back of the net again despite several quality scoring chances against Detroit netminder Chris Osgood...Anaheim goaltender **Jonas Hiller** stopped 34-of-37 shots, including 15 in the second, in the tough-luck loss...the Ducks went a perfect three-for-three on the penalty kill for the first time in the series.

PP: 1-3 PK: 0-3 SF: 17 SA: 38
TOI: C. Pronger (26:30)

Three Stars: 1. Zetterberg 2. Ericsson 3. Datsyuk

GAME 6 (MAY 12, 2009) - ANAHEIM 2 VS. DETROIT 1

The Ducks forced the series to a decisive Game 7 with a 2-1 victory at Honda Center...top-liners **Ryan Getzlaf** and **Corey Perry** figured in on each of the goals...on the first goal, Getzlaf tipped in the puck off a deflection from Perry on the power play...on the second goal, Perry tipped the puck in the net off a shot by Getzlaf from the blue-line...defenseman **Scott Niedermayer** also registered an assist on the Getzlaf goal while right wing **Bobby Ryan** notched a helper on Perry's game-winner...it was Perry's second career GWG (also in Game 3 of the CSF, Apr. 29, 2007 @ VAN) and the first of 2009...the club held the Red Wings scoreless for 56:25 until Detroit's Johan Franzen scored a goal at 17:35 of the third period on the power play...**Jonas Hiller** stopped 38-of-39 shots for his fifth game of the postseason in which he allowed one-goal-or-less...the Ducks improved their lifetime Game 6 record to 7-1 and a perfect 6-0 at home.

PP: 1-5 PK: 1-4 SF: 28 SA: 39
TOI: C. Pronger (26:36)

Three Stars: 1. Hiller 2. Getzlaf 3. S. Niedermayer

GAME 7 (MAY 14, 2009) - ANAHEIM 3 @ DETROIT 4

Detroit's Dan Cleary scored the game- and series-winning goal with three minutes left in regulation as the Ducks were eliminated from the Stanley Cup Playoffs with a 4-3 loss to the Red Wings in Game 7 of the CSF at Joe Louis Arena...Anaheim rallied from 2-0 and 3-1 deficits with goals from right wings **Teemu Selanne**, **Corey Perry** and **Bobby Ryan**...Ryan's goal at the 7:37 mark of the third period tied the game at 3-3, erasing a Detroit lead that had stood since 15:53 of the first...goaltender **Jonas Hiller** was once again strong in net for the Ducks with 36 saves on 40 shots, including 17 in the first period...Perry, Selanne, center **Ryan Carter** and defensemen **Scott Niedermayer**, **Chris Pronger** and **Ryan Whitney** all drew single assists in the setback, Anaheim's third Game 7 defeat in franchise history.

PP: 1-5 PK: 1-5 SF: 27 SA: 40
TOI: C. Pronger (28:23)

Three Stars: 1. Cleary 2. Helm 3. Selanne

2008 DUCKS PLAYOFF STATS

POS	NO.	PLAYER	GP	AVG											PCTG
				TOI	G	A	PTS	+/-	PIM	PP	SH	GW	OT	S	
D	25	CHRIS PRONGER	6	24:13	2	3	5	-1	12	2	0	1	0	12	16.7
C	15	RYAN GETZLAF	6	20:29	2	3	5	-2	6	1	0	0	0	14	14.3
R	8	TEEMU SELANNE	6	19:34	2	2	4	-1	6	2	0	1	0	20	10.0
R	10	COREY PERRY	3	14:54	2	1	3	1	8	0	0	0	0	7	28.6
C	22	TODD MARCHANT	6	17:39	2	0	2	1	0	0	0	0	0	8	25.0
D	21	SEAN O'DONNELL	6	15:31	1	1	2	3	2	0	0	0	0	3	33.3
L	32	TRAVIS MOEN	6	14:08	1	1	2	-1	2	0	0	0	0	4	25.0
D	27	SCOTT NIEDERMAYER	6	24:24	0	2	2	-2	4	0	0	0	0	7	.0
R	4	TODD BERTUZZI	6	14:14	0	2	2	-2	14	0	0	0	0	11	.0
L	14	CHRIS KUNITZ	6	18:30	0	2	2	-2	8	0	0	0	0	14	.0
D	11	MATHIEU SCHNEIDER	6	20:29	1	0	1	-3	8	0	0	0	0	7	14.3
C	39	DOUG WEIGHT	5	7:38	0	1	1	1	4	0	0	0	0	2	.0
G	35	JEAN-SEBASTIEN GIGUERE	6	59:38	0	1	1	0	0	0	0	0	0	0	.0
D	40	KENT HUSKINS	6	14:34	0	1	1	-3	2	0	0	0	0	2	.0
R	16	GEORGE PARROS	1	2:42	0	0	0	0	0	0	0	0	0	0	.0
C	44	ROB NIEDERMAYER	2	13:46	0	0	0	-1	0	0	0	0	0	1	.0
C	17	BRIAN SUTHERBY	5	5:28	0	0	0	0	2	0	0	0	0	3	.0
L	24	BRAD MAY	6	6:55	0	0	0	1	4	0	0	0	0	6	.0
C	26	SAMUEL PAHLSSON	6	18:18	0	0	0	1	0	0	0	0	0	5	.0
D	23	FRANCOIS BEAUCHEMIN	6	21:01	0	0	0	2	26	0	0	0	0	4	.0
C	20	*RYAN CARTER	6	11:02	0	0	0	-2	6	0	0	0	0	6	.0

SW#	GOALTENDER	GPI	MINS	AVG	W	L	EN	SO	GA	SA	SV%	G	A	PIM
35	JEAN-SEBASTIEN GIGUERE	6	358	3.18	2	4	1	0	19	187	.898	0	1	0
ANA GOALTENDING TOTALS		6	360	3.33	2	4	1	0	20	188	.894	0	1	0



2008 PLAYOFF NOTES

The Anaheim Ducks completed the 2007-08 regular season with a mark of 47-27-8 record for 102 points, finishing second in the Pacific Division and fourth in the Western Conference. The Ducks advanced to the NHL Playoffs for a franchise-record third consecutive season and faced the fifth-seed Dallas Stars for the second time in club postseason history. Holding home ice advantage, Anaheim lost Games 1 and 2 at Honda Center before earning its first win in Game 3 at American Airlines Center. A Game 4 loss in Dallas forced the Ducks into a must-win situation for the remainder of the series. Anaheim responded with a convincing victory in Game 5 before the 77th consecutive sellout at Honda Center but was eventually eliminated with a Game 6 loss in Dallas. It was just the second first-round exit in six NHL Playoffs for the Ducks and the first since the 1999 postseason. Center **Ryan Getzlaf** and defenseman **Chris Pronger** finished tied for the team scoring lead with 2-3=5 points each while right wing **Teemu Selanne** finished third with 2-2=4 points.

GAME 1 (APRIL 10, 2008) - ANAHEIM 0 VS. DALLAS 4

Special teams won the game for Dallas, scoring four power play goals as the Ducks fell to the Stars, 4-0, in Game 1 of the Western Conference Quarterfinals...Dallas forwards Steve Ott, Loui Eriksson, Jere Lehtinen and Brenden Morrow scored a power play goal each...Morrow also picked up two assists for a three-point game...both Mike Ribeiro and Stephane Robidas each earned two assists...Stars goaltender Marty Turco stopped all 23 Ducks shots...**J.S. Giguere** turned away 33-of-37 shots in the loss...**Bobby Ryan** made his NHL career postseason debut, recording one shot with 13:13 TOI...**Scott Niedermayer** had a game-high 24:45 TOI.

PP: 0-3 PK: 4-7 SF: 23 SA: 37

TOI: S. Niedermayer (24:45)

Three Stars: 1. Ribeiro 2. May 3. Turco

GAME 2 (APRIL 12, 2008) - ANAHEIM 2 VS. DALLAS 5

The Stars jumped out to an early 2-0 lead, but the Ducks answered back as **Teemu Selanne** scored a power play goal at 3:41 of the first period...**Scott Niedermayer** and **Ryan Getzlaf** notched the assists on the Selanne goal...**Travis Moen** evened the score with an even-strength goal at 16:19 of the second with **Todd Bertuzzi** earning the single assist...the Ducks failed to capitalize on two early third-period power play attempts...Mike Modano scored the eventual game-winner for the Stars on the power play at 5:47 of the third...Brad Richards followed with another goal less than a minute later to extend the Stars lead to two goals...Loui Eriksson scored the Stars' fifth and final goal at 14:36 of the third...**J.S. Giguere** stopped 25-of-30 shots in the loss.

PP: 1-6 PK: 2-6 SF: 22 SA: 30

TOI: C. Pronger (25:02)

Three Stars: 1. Richards 2. Getzlaf 3. Ribeiro

GAME 3 (APRIL 15, 2008) - ANAHEIM 4 @ DALLAS 2

The Ducks became contenders in the series, cutting the Stars' lead to two games to one with a 4-2 victory in Game 3 of the CQF...**Todd Marchant** opened the scoring for the Ducks with a goal at 6:39 of the first period for his first postseason goal since Game 3 of the WCF, May 23, 2006 at Edmonton...**Travis Moen** and **Chris Pronger** assisted on Marchant's goal...**Ryan Getzlaf** scored an unassisted goal, his first of the 2008 postseason, at 10:09 of the first...Pronger scored his first of two goals on the power play at 14:31 of the first, giving the Ducks a 3-0 lead...**Todd Bertuzzi** and **Doug Weight** each earned assists...Pronger pushed the score to 4-0 with another power play tally at 5:34 of the second...**Teemu Selanne** and Getzlaf provided the helpers...it was the first multi-goal game of Pronger's postseason career and tied the club record for points in a playoff game by a defenseman (also a career high)...in addition, his two goals tied a club record for most goals by a defenseman in a postseason contest...**J.S. Giguere** stopped 31-of-33 shots in the victory.

PP: 2-4 PK: 2-7 SF: 15 SA: 33

TOI: S. Niedermayer (26:56)

Three Stars: 1. Pronger 2. Morrow 3. Giguere

GAME 4 (APRIL 17, 2008) - ANAHEIM 1 @ DALLAS 3

All four of the game's goals were scored at even strength, as the Stars bested the Ducks, 3-1, in Game 4 of the CQF at American Airlines Center...after giving up a goal at 16:39 of the first period to Dallas' Joel Lundqvist, the score remained the same until 9:01 of the third period when Dallas' Stu Barnes put the Stars up, 2-0...Steve Ott added another Dallas goal at 17:17 of the third...**Mathieu Schneider** spoiled the Dallas shutout, scoring with 0:08 seconds remaining in the game...**Corey Perry**, returning for his first postseason contest after missing six weeks with a lacerated right quadriceps tendon, collected an assist on Schneider's goal...**Kent Huskins** also picked up an assist on the Ducks' lone goal, his second career postseason point...**J.S. Giguere** stopped 17-of-20 shots in the loss.

PP: 0-5 PK: 0-6 SF: 28 SA: 20

TOI: S. Niedermayer (25:32)

Three Stars: 1. Turco 2. Barnes 3. Modano

GAME 5 (APRIL 18, 2008) - ANAHEIM 5 VS. DALLAS 2

Anaheim extended the series to a sixth game with a 5-2 victory at Honda Center...**Corey Perry** scored his first goal of the postseason at 8:25 of the first period, with **Sean O'Donnell** collecting the assist...the Ducks' next two goals were scored on the power play, with **Ryan Getzlaf** scoring at 11:03 of the second and **Teemu Selanne** (GWG) scoring at 0:48 of the third...O'Donnell added an insurance goal at 12:05 of the third, his first goal in the postseason since Game 3 of the WCF, May 23, 2006 at Edmonton...he also established a career high for points in a postseason contest (1-1-2)...**Chris Pronger** and **Chris Kunitz** each had a two-assist night while Getzlaf and Selanne also collected single assists...**Todd Marchant** scored his second goal of the postseason with an empty-netter at 18:36 of the third...**J.S. Giguere** earned his second victory of the 2008 playoffs, stopping 40-of-42 shots...the Ducks were perfect on the penalty kill, going 7-for-7...the club scored two power play goals for the second time in the series.

PP: 2-3 PK: 0-7 SF: 42 SA: 32

TOI: C. Pronger (27:14)

Three Stars: 1. Giguere 2. Selanne 3. Ribeiro

GAME 6 (APRIL 20, 2008) - ANAHEIM 1 VS. DALLAS 4

The Ducks were eliminated from the 2008 NHL Playoffs with a 4-1 loss to the Stars in Game 6 of the CQF at American Airlines Center...**Corey Perry** opened the scoring with his second goal in as many games, successfully converting at the 2:11 mark of the second period...assists went to **Scott Niedermayer** and **J.S. Giguere**, who collected his first playoff point since the 2003 postseason...Dallas clinched the series victory with four goals in the third period, including tallies from Stephane Robidas, Stu Barnes, Loui Eriksson and Mike Modano...Giguere finished with 22 saves on 26 shots...the setback marked Anaheim's first opening-round loss since 1999.

PP: 0-3 PK: 2-5 SF: 18 SA: 26


TOI: S. Niedermayer (25:23)

Three Stars: 1. Robidas 2. Morrow 3. Barnes

2007 DUCKS PLAYOFF STATS

POS	NO.	PLAYER	GP	AVG		G	A	PTS	+/-	PIM	PP	SH	GW	OT	S	PCTG
				TOI												
C	15	RYAN GETZLAF	21	21:43	7	10	17	1	32	3	1	3	0	57	12.3	
R	10	COREY PERRY	21	16:29	6	9	15	5	37	1	0	1	0	58	10.3	
R	8	TEEMU SELANNE	21	19:07	5	10	15	1	10	0	0	2	1	60	8.3	
D	25	CHRIS PRONGER	19	30:11	3	12	15	10	26	1	0	0	0	58	5.2	
C	19	ANDY MCDONALD	21	18:37	10	4	14	6	10	5	0	0	0	64	15.6	
L	32	TRAVIS MOEN	21	17:18	7	5	12	5	22	0	0	3	1	34	20.6	
C	26	SAMUEL PAHLSSON	21	19:25	3	9	12	10	20	0	0	2	0	30	10.0	
D	27	SCOTT NIEDERMAYER	21	29:50	3	8	11	2	26	1	0	2	2	42	7.1	
C	44	ROB NIEDERMAYER	21	18:34	5	5	10	9	39	0	1	1	0	42	11.9	
D	23	FRANCOIS BEAUCEMIN	20	30:33	4	4	8	2	16	4	0	0	0	58	6.9	
R	17	*DUSTIN PENNER	21	14:04	3	5	8	4	2	0	0	2	0	37	8.1	
L	14	CHRIS KUNITZ	13	17:47	1	5	6	1	19	0	0	0	0	28	3.6	
C	22	TODD MARCHANT	11	15:44	0	3	3	1-	12	0	0	0	0	19	.0	
D	5	RIC JACKMAN	7	6:04	1	1	2	2	2	1	0	0	0	2	50.0	
D	21	SEAN O'DONNELL	21	20:20	0	2	2	8	10	0	0	0	0	13	.0	
L	24	BRAD MAY	18	7:21	0	1	1	1-	28	0	0	0	0	14	.0	
D	40	KENT HUSKINS	21	11:44	0	1	1	4	11	0	0	0	0	5	.0	
C	13	MARK HARTIGAN	1	3:34	0	0	0	0	0	0	0	0	0	0	.0	
D	34	*AARON ROME	1	11:01	0	0	0	2-	0	0	0	0	0	0	.0	
R	46	JOE MOTZKO	3	3:54	0	0	0	0	2	0	0	0	0	2	.0	
L	18	*ANDREW MILLER	3	6:59	0	0	0	1	2	0	0	0	0	3	.0	
C	52	*RYAN CARTER	4	3:12	0	0	0	1-	0	0	0	0	0	0	.0	
R	16	GEORGE PARROS	5	3:49	0	0	0	0	10	0	0	0	0	1	.0	
G	30	ILYA BRYZGALOV	5	53:22	0	0	0	0	0	0	0	0	0	0	.0	
R	38	*RYAN SHANNON	11	4:03	0	0	0	0	6	0	0	0	0	5	.0	
L	45	SHAWN THORNTON	15	3:57	0	0	0	3-	19	0	0	0	0	5	.0	
D	33	JOE DIPENTA	16	8:12	0	0	0	0	4	0	0	0	0	3	.0	
G	35	J GIGUERE	18	59:16	0	0	0	0	0	0	0	0	0	0	.0	

SW#	GOALTENDER	GPI	MINS	AVG	W	L	T	EN	SO	GA	SA	SV %	G	A	PIM
35	J GIGUERE	18	1067	1.97	13	4		0	1	35	451	.922	0	0	0
30	ILYA BRYZGALOV	5	267	2.25	3	1		0	0	10	128	.922	0	0	0
ANA GOALTENDING TOTALS		21	1341	2.01	16	5		0	1	45	579	.922			



2007 PLAYOFF NOTES

CUP IN CALIFORNIA:

By securing their first Stanley Cup championship in franchise history, the Anaheim Ducks also became the first team from California to win the Stanley Cup...their appearance in the Final marked just the fifth time since 1926 that a West Coast team competed for the Stanley Cup (also Vancouver (1982 & 1994), Los Angeles (1993) & Anaheim (2003))...the Ducks were the first West Coast team to win the Stanley Cup since the 1925 Victoria Cougars and the first U.S. team to win it since the 1917 Seattle Metropolitans.

KEEPING IT IN THE FAMILY:

Rob and **Scott Niedermayer** were the first set of brothers to win the Stanley Cup together since Brent and Duane Sutter won with the 1983 New York Islanders (they also won Cup with Islanders in 1982)...they were the first set of brothers to compete on the same team in the Stanley Cup Final since **Rich** and **Ron Sutter** played for the Philadelphia Flyers in the 1985 Final vs. the Edmonton Oilers (lost)...the Niedermayers were also the first brother combination on opposing clubs to appear in the Stanley Cup Final since 1946 when they met in the 2003 Stanley Cup Final.

YOUTH RAISE THE CUP:

The 2007 Champions had the largest contingency of players (11) in their first or second NHL year on one Stanley Cup roster...the 1986 Montreal Canadiens are the only team that comes close to the Ducks number of first or second year players on a Stanley Cup winning roster with 10...below is a list of Ducks that were in their first or second NHL season that played in at least one game with the club during their playoff run:

Ilya Bryzgalov	Drew Miller
Francois Beauchemin	Dustin Penner
Ryan Carter	Corey Perry
Ryan Getzlaf	Aaron Rome
Kent Huskins	Ryan Shannon
Chris Kunitz	

FOUR SCORE:

The Ducks were the first team since the 1989 Calgary Flames to have one player or fewer to have previously won the Stanley Cup...Scott Niedermayer was the only Ducks player who has previously won the Cup with the 1995, 2000 and 2003 New Jersey Devils...the 1989 Flames entered the Stanley Cup Final without a single player who had previously won a Cup.

ROOKIES CHIP IN:

The Ducks had five rookie players on their roster who competed in at least three 2007 playoff games...the last Stanley Cup championship team to have more than five rookies compete in at least three playoff games during a postseason run were the 1986 Montreal Canadiens, who had eight...below is a list of the rookies on the Ducks Stanley Cup winning roster that competed in at least three playoff games in 2007:

Ryan Carter
Kent Huskins
Drew Miller
Dustin Penner
Ryan Shannon

WASTING LITTLE TIME:

The Anaheim Ducks secured the Stanley Cup in just 21 games...with the 1992 Pittsburgh Penguins, the Ducks were the 5th (tied) fastest run to winning the Stanley Cup in NHL history since the best-of-seven series was implemented in 1987.

Year	Team	Record	Win Percentage
1988	Edmonton Oilers	16-2	.889
1993	Montreal Canadiens	16-4	.800
1997	Detroit Red Wings	16-4	.800
1995	New Jersey Devils	16-4	.800
2007	Anaheim Ducks	16-5	.762
1992	Pittsburgh Penguins	16-5	.762

TOP FLIGHT OVER LAST FOUR YEARS:

The Ducks advanced to the Conference Finals for the third time in the last four NHL seasons...no other team has advanced to the Conference Finals more than once over that span (since 2003 playoffs)...the Sabres and Senators advanced to the Conference Finals for the second time in four years...the Ducks were the ONLY team in the NHL to advance to the Stanley Cup Final twice in the previous four years.

YEAR	EASTERN CONFERENCE FINALS		WESTERN CONFERENCE FINALS		STANLEY CUP FINAL	
	Team	Team	Team	Team	Team	Team
2003	Ottawa	New Jersey	Anaheim	Minnesota	New Jersey	Anaheim
2004	Tampa Bay	Philadelphia	Calgary	San Jose	Tampa Bay	Calgary
2006	Carolina	Buffalo	Anaheim	Edmonton	Carolina	Edmonton
2007	Ottawa	Buffalo	Anaheim	Detroit	Ottawa	Anaheim

FEELING AT HOME IN THE FINAL:

The Ducks remain undefeated at home (7-0) in Stanley Cup Final contests and are 8-0 at home in series-clinching games (4-0 in 2007, 3-0 in 2003 and 1-0 in 1997).

DUCKS IN THE POSTSEASON:

For the first time in franchise history, the Ducks qualified for the Stanley Cup Playoffs in consecutive seasons...the club also qualified in 2006, 2003, 1999 and 1997...the Ducks have a win percentage of .603 in the Stanley Cup Playoffs with a 44-29 overall record.

2007 PLAYOFF NOTES

WINNING THE CLOSE ONES:

The Ducks posted a 12-2 record in games decided by one goal...the club tied the NHL playoff record for the most one-goal victories in one postseason...the 2003 Mighty Ducks of Anaheim had 12 one-goal victories during their Stanley Cup Final run...the 1993 Montreal Canadiens also accomplished this feat as they went on to win the Stanley Cup...in addition, the Ducks were T-2nd in lead-changing, game-winning goals that occurred in the third period or overtime:

GAME-WINNING GOALS IN THE THIRD PERIOD OR OVERTIME

Year	Team	3rd Period/OT Wins
1993	Montreal Canadiens	12
2007	Anaheim Ducks	10
1994	Vancouver Canucks	10
1999	Dallas Stars	10
2003	Mighty Ducks of Anaheim	10

GETTING IT DONE AT HOME:

With their win vs. OTT in Game Five of the Stanley Cup Final, the Ducks won their 10th (10-2) game at home in the postseason and have an overall home record of 23-7 since the start of the 2003 Stanley Cup Playoffs...in addition, Anaheim is 8-0 in series-clinching games at home, including 4-0 in 2007 (3-0 in 2003, 1-0 in 1997).

DUCKS AT PEAK PLAYOFF SPOT SINCE 2003:

The Ducks have the most playoff wins (40) AND best playoff winning percentage (.690) in the NHL since the start of the 2003 post-season...below is a look at the top 10 playoff win totals in the NHL since 2003:

	GP	W	L	Win %
Anaheim Ducks	58	40	18	.690
Ottawa Senators	53	30	23	.566
New Jersey Devils	49	27	22	.551
Tampa Bay Lightning	45	24	21	.533
San Jose Sharks	39	22	17	.564
Calgary Flames	39	20	19	.512
Buffalo Sabres	33	20	13	.606
Philadelphia Flyers	37	19	18	.513
Edmonton Oilers	30	17	13	.566
Carolina Hurricanes	25	16	9	.640

OVERTIME ON DUCKS SIDE:

Since the 2003 Stanley Cup Playoffs, the Ducks have appeared in 15 postseason contests that have been decided in overtime...the club is 13-2 in those games, the most by any team since 2003...below is a look at the top six teams in the NHL with the most overtime playoff wins:

Team	GP	W	L	Win %
Anaheim	15	13	2	.867
Ottawa	11	7	4	.636
Colorado	9	6	3	.667
Calgary	9	6	3	.667
Buffalo	10	6	4	.600
Vancouver	11	6	5	.545

GIGUERE OUTSTANDING IN OVERTIME:

With the Ducks' overtime loss April 27 vs. VAN in Game Two of the Western Conference Semifinals, J.S. Giguere snapped his OT shutout streak at 197:52, which is the longest OT playoff minute shutout streak in NHL history...Giguere's streak began on April 10, 2003 in the CQF vs. DET when the Ducks edged the Red Wings, 2-1 in triple overtime...in 250:47 career postseason OT minutes, Giguere has a 0.24 GAA and .990 SV% (101-for-102)...with two OT wins in the CSF vs. VAN (May 1 and May 3) and two in the WCF vs. DET (May 13 and May 20), he is now 12-1 in his career in overtime (7-0 in 2003, 1-0 in 2006 and 4-1 in 2007)...Giguere is the only player to post a 12-1 record in OT in his first 13 career playoff OT games...in addition, Giguere's OT winning percentage (.923) is the highest for any goaltender with 10-plus OT decisions:

BEST POST SEASON OVERTIME RECORDS

(minimum of 10 overtime appearances)

PLAYER	Team	GP	W	L	WIN %
Jean-Sebastien Giguere	ANA	13	12	1	.923
Billy Smith	NYI	21	16	5	.762
Felix Potvin	TOR/LA	20	15	5	.750
Arturs Irbe	SJ/CAR	12	9	3	.750
Johnny Bower	TOR	11	8	3	.727

GIGUERE TOUGH TO BEAT:

J.S. Giguere allowed two goals or less in 13 of his 18 appearances in the 2007 Stanley Cup Playoffs...he recorded a shutout on May 30 vs. OTT in Game Two of the SCF when he stopped all 16 shots he faced...it was his sixth career postseason shutout, with the previous five coming in the 2003 playoff campaign (most recent: June 2, 2003 vs. NJ in Game Four of the SCF, also a 1-0 victory)...he finished the postseason 4th in the NHL with a 1.97 GAA and T-5th in the NHL with a .922 SV%, stopping 416-of-451 shots...in addition, he successfully stopped the only penalty shot he faced during the 2007 postseason on June 6 vs. OTT (A. Vermette @ 7:23 of the third period)...he won 13 of his 17 starts, including four OT victories (May 3 vs. VAN, May 1 @ VAN, May 13 @ DET and May 20 @ DET) and stopped all shots he faced coming on in relief of **Ilya Bryzgalov** on April 17 @ MIN...Giguere has appeared in 45 career postseason contests, posting a 31-13 record, with a 1.96 GAA and .929 SV%.

2007 PLAYOFF NOTES

SWEDE SUCCESS FOR PAHLSSON:

Center **Samuel Pahlsson**, not usually known as a scorer (8-18=26 in 2006-07 regular season) became a major contributor to the Ducks offense during the postseason...Pahlsson recorded 3-9=12 points in 21 playoff games and was T-6th on the team in scoring...he recorded the GWG in two of the Ducks last five wins of the postseason...he scored the lone goal for the Ducks in their Game Two victory of the SCF on May 30 vs. OTT...in addition, Pahlsson scored the game-winner in the Ducks' series-clinching Game Six of the WCF vs. DET on May 22...he also led the league in postseason faceoff wins (249) and hits (79).

GETZLAF BREAKS THROUGH:

In just his second season, center **Ryan Getzlaf** was one of the more prolific scorers throughout the Ducks postseason run...he earned 7-10=17 points in 21 postseason contests, eclipsing his point total in the 2006 Stanley Cup Playoffs by 10 points (3-4=7)...Getzlaf led the club in scoring, was 2nd in goal scoring and 5th in the NHL in postseason scoring...in addition, he was T-2nd in the NHL in game-winning goals (3) and short-handed goals (1)...he also had a two-game goal streak (2-0=2) May 22-28 and scored three goals in the last six games (3-3=6)...Getzlaf collected 4-4=8 points in the last eight playoff games and 4-6=10 points in the last 11 games.

S. NIEDERMAYER SHINES IN OT:

On May 3 in the CSF, defenseman **Scott Niedermayer** scored the series-clinching OT goal against the Vancouver Canucks in the CSF...it was his first OT goal of his postseason career, while also holding the all-time regular season OT goal record among defensemen with 10...he added a second postseason OT goal, just 10 days after the first, on May 13 at Detroit in Game Two of the WCF (4-3 victory)...in addition, on May 20 in Game 5 of the WCF at Detroit, Niedermayer scored the game-tying goal with 48 seconds left before **Teemu Selanne** scored in OT to give the Ducks a crucial 2-1 victory...Niedermayer tied the record for most OT goals by a defenseman in one playoff year:

MOST OVERTIME GOALS BY DEFENSEMAN IN ONE PLAYOFF YEAR

Year	Player	Team	Goals
2007	Scott Niedermayer	Anaheim	2
2002	Niclas Wallin	Carolina	2
1995	Chris Chelios	Chicago	2
1950	Leo Reise, Jr.	Detroit	2

CHECKING LINE BECOMES SCORING LINE:

The Ducks line combination of **Samuel Pahlsson-Rob Niedermayer-Travis Moen** was the Ducks checking line all season, but in addition to their defensive responsibilities, all three became prolific scorers in the postseason...the line combined for 15-19=31 points in 21 postseason games, including six GWGs...Moen recorded the game-winner in Game Five of the SCF on June 6 vs. OTT (also recorded the first two-goal game of his postseason career) and the OT goal in Game Four of the CSF on May 1 @ VAN...in addition, he also scored the game-winner in Game One of the SCF vs. OTT...Pahlsson had two game-winners (May 30 vs. OTT in Game Two of the SCF, 1-0 victory and May 22 vs. DET in Game Six of the WCF, 5-3 victory) and R. Niedermayer had one game-winner (Apr. 15 vs. MIN in Game Three of the CQF)...the trio recorded a combined +24 rating throughout the 2007 Stanley Cup Playoffs.

PRONGER AT THE TOP OF HIS GAME:

In 19 postseason contests, **Chris Pronger** scored 3-11=14 points, which tied for 2nd on the team and 2nd in the NHL among defensemen...he was also T-7th in overall scoring, T-4th in overall assists and T-3rd in power play assists...the 2007 Stanley Cup Playoffs marked the 11th year he appeared in the postseason and recorded his second-highest career point total (5-16=21 points with EDM in 2005-06)...in addition, he was 4th in the NHL in avg. TOI with 30:11/g.

BATTLING BACK:

On May 1 @ VAN, the Ducks rallied from a 2-0 deficit in the third period, to eventually take the game in overtime...it marked the first time the club had successfully battled back from a two-goal deficit to win in postseason history...Travis Moen scored the game-winner, just over two minutes into the first overtime, marking his first career OT goal in the playoffs...with the Ducks' OT win, teams in the 2007 playoffs with a two-goal lead at any point in the game went 42-4...the only teams to come back from a two-goal deficit in the postseason are Detroit and Ottawa...Detroit rallied from two goals down twice to eventually beat San Jose 3-2 on both occasions (April 28 @ DET and May 2 @ SJ)...Ottawa came back from a two-goal deficit to win in double OT, 4-3 against Buffalo (May 12 @ BUF).

BROTHERS TEAMING UP WHEN IT COUNTS:

Brothers **Scott** and **Rob Niedermayer** both had vital roles in three of the Ducks' playoff victories...on May 3 in their series-clinching game vs. Vancouver in the CSF, Rob's hit on Jannik Hansen helped to turn the puck over for Scott's OT goal against Roberto Luongo...on May 13 at Detroit in the WCF, Rob had the first assist on Scott's second OT goal in as many games...in Game One of the Stanley Cup Final on May 28 vs. Ottawa, both Rob and Scott assisted on **Travis Moen's** game-winning goal as the Ducks held onto a 3-2 victory.

DEFENSE FIRST:

The Ducks allowed just 45 goals in 21 2007 Stanley Cup Playoff games...the club allowed an average of 2.14 goals-per-game, good for 3rd in the NHL in the postseason.

SHUTTING THE DOOR:

The Ducks 2007 Stanley Cup Playoff record when...

Category	Record
When scoring two or more goals in a game	15-1
When opponents are held to less than 35 shots	14-3
When not allowing a power play goal	9-1
When scoring first	10-2

2007 PLAYOFF NOTES

SHARING THE LOAD:

Defensemen **Francois Beauchemin** (30:33/g), **Chris Pronger** (30:11/g) and **Scott Niedermayer** (29:50/g) were 3rd, 4th and 5th, respectively, in the NHL in avg. TOI... the only other playoff team that had three players in the top 10 in avg. TOI was Vancouver (Ohlund, 6th; Bieksa, 9th; Kesler, 10th), which was eliminated by Anaheim in the CSF on May 3.

MAC'S BIG NIGHT:

On April 25 vs. VAN, Ducks center **Andy McDonald** recorded his first career hat trick (regular or postseason)...in addition, it was the club's second playoff hat trick in franchise history...McDonald also added an assist for 3-1=4 points, tying the most points recorded by a Duck in a playoff history...**Joffrey Lupul** scored 4-0=4 points on May 9, 2006 in the CSF vs. COL, recording the club's first-ever postseason hat trick and four-point game.

KUNITZ PROVIDES SUPPORT:

On April 25 vs. VAN, the Ducks scored three goals in the first period, the most in the opening session by the club in the 2007 postseason...left wing **Chris Kunitz** provided the assists on all three goals (0-3=3), marking the first time in club history a player has collected three assists in a single period in the playoffs.

SELANNE BREAKS YET ANOTHER CLUB RECORD:

On April 13 vs. MIN in Game Two of the CQF, **Teemu Selanne's** assist broke Paul Kariya's franchise record for career points in the postseason...he broke the club's playoff goals record May 23, 2006 @ EDM, scoring his 15th career postseason goal as a Duck.

BEAUCHEMIN REPEATS FEAT:

Francois Beauchemin's two goals April 13 vs. MIN marked the third time in club history a Ducks defenseman had scored two goals in a playoff game...Beauchemin has done it twice, also scoring two goals on April 25, 2006 vs. CGY (Game 3)...the only other Ducks defenseman to score two goals in a playoff game was **J.J. Daigneault**, who did so in Game Two of the CQF on April 18, 1997 vs. PHX.

NIGHT OWLS:

The Ducks' double-overtime, series-clinching win on May 3 vs. VAN in Game Five of the CSF was the club's seventh multiple-overtime game in club history...the Ducks have gone 4-3 in those seven games...the club's last multiple overtime game before May 3 came on April 27 in Game Two of the CSF vs. VAN (3-2, Cowan GWG).

HATCHING HEAD COACHES IN ANAHEIM:

Of the four teams that competed in the Western Conference Semifinals, three were led by coaches who received their NHL head coaching start in Anaheim...**Ron Wilson** (SJ) served as Anaheim's head coach from 1993-97, while **Mike Babcock** made his head coaching debut with the Ducks from 2002-04...**Randy Carlyle** has coached the Ducks for the past two seasons, helping the team advance to the Stanley Cup Playoffs in consecutive seasons for the first time in franchise history...Vancouver's head coach, **Alain Vigneault**, the only CSF coach to have not served in Anaheim, succeeded Carlyle as the head coach of the Manitoba Moose (AHL) in 2005...in addition, another Anaheim connection existed in the Stanley Cup Final...Ottawa head coach **Bryan Murray** was the head coach of the Ducks in 2001-2002, before taking over as GM of the club (2002-2004).

PLAYOFF DEBUTS:

On April 11 vs. MIN in Game 1 of the CQF, three Ducks made their career postseason debuts...**Mark Hartigan**, **George Parros** and **Kent Huskins** all took the ice for the first time in NHL postseason competition...the three players recorded a combined 17:42 of TOI and maintained an even plus/minus rating...**Ryan Shannon** made his postseason debut on April 13 vs. MIN...after two games as a healthy scratch, **Shawn Thornton** played in a postseason contest for the first time on April 15 @ MIN and went on to play in 15 games going scoreless with 19 PIM...after his recall on April 8, **Aaron Rome** made his postseason debut on April 17 @ MIN, logging 11:01 of ice time...**Drew Miller** appeared in his first playoff contest April 19 vs. MIN (2:15 TOI), which also happened to be his NHL debut, in addition, **Miller** played in Games One and Two of the SCF, going scoreless with a +1 rating and two PIM...**Ryan Carter** made his NHL career debut on May 17 vs. DET in Game Four of the WCF...he also appeared in Game Four of the SCF...**Joe Motzko** logged 6:16 of ice time and recorded three hits in his first career NHL playoff game on May 20 @ DET.

2006 DUCKS PLAYOFF STATS

POS	NO.	PLAYER	GP	AVG											
				TOI	G	A	PTS	+/-	PIM	PP	SH	GW	OT	S	PCTG
R	13	TEEMU SELANNE	16	17:55	6	8	14	0	6	1	0	2	0	53	11.3
C	22	TODD MARCHANT	16	17:33	3	10	13	14	14	0	0	0	0	26	11.5
R	15	JOFFREY LUPUL	16	16:43	9	2	11	9	31	1	0	1	1	62	14.5
D	27	SCOTT NIEDERMAYER	16	28:53	2	9	11	1	14	1	1	1	0	48	4.2
R	76	*DUSTIN PENNER	13	13:15	3	6	9	10	12	0	0	0	0	41	7.3
D	23	*FRANCOIS BEAUCHEMIN	16	27:26	3	6	9	0	11	3	0	0	0	35	8.6
C	19	ANDY MCDONALD	16	16:33	2	7	9	0	10	2	0	0	0	48	4.2
L	38	*CHRIS KUNITZ	16	12:30	3	5	8	1-	8	0	0	0	0	34	8.8
C	51	*RYAN GETZLAF	16	15:49	3	4	7	3-	13	2	0	1	0	38	7.9
D	24	RUSLAN SALEI	16	22:08	3	2	5	10	18	0	0	1	0	27	11.1
D	21	SEAN O'DONNELL	16	16:43	2	3	5	8	23	0	0	1	1	10	20.0
C	26	SAMUEL PAHLSSON	16	17:06	2	3	5	2	18	0	0	2	0	22	9.1
L	12	JEFF FRIESEN	16	11:14	3	1	4	1-	6	0	0	0	0	15	20.0
C	44	ROB NIEDERMAYER	16	19:35	1	3	4	1-	10	1	0	0	0	24	4.2
D	5	VITALY VISHNEVSKI	16	13:40	0	4	4	2	10	0	0	0	0	8	.0
R	61	*COREY PERRY	11	9:32	0	3	3	4-	16	0	0	0	0	14	.0
L	32	TRAVIS MOEN	9	8:25	1	0	1	1	10	0	0	0	0	5	20.0
R	17	JONATHAN HEDSTROM	3	16:57	0	1	1	0	2	0	0	0	0	1	.0
G	35	J GIGUERE	6	53:03	0	0	0	0	0	0	0	0	0	0	.0
G	30	*ILYA BRYZGALOV	11	59:54	0	0	0	0	2	0	0	0	0	0	.0
L	29	TODD FEDORUK	12	8:19	0	0	0	1-	16	0	0	0	0	12	.0
D	33	JOE DIPENTA	16	11:34	0	0	0	1	13	0	0	0	0	5	.0

SW#	GOALTENDER	GPI	MINS	AVG	W	L	T	EN	SO	GA	SA	SV %	G	A	PIM
30	*ILYA BRYZGALOV	11	659	1.46	6	4		2	3	16	285	.944	0	0	2
35	J GIGUERE	6	318	3.40	3	3		0	0	18	132	.864	0	0	0
ANA GOALTENDING TOTALS		16	988	2.19	9	7		2	3	36	419	.914			



2006 PLAYOFF NOTES

DUCKS SET PLAYOFF TEAM MARKS:

The Ducks set a club record for goals in a playoff season, scoring 46 times in 2006...other notable team records set in 2006, were most goals in a playoff game (6 @ EDM on 5/25), goals in a period (4, twice in 2006), penalty minutes in a playoff season (267) and penalty minutes in a series (vs. CGY)...the club also tied the mark for playoff goals in a series (17, vs. CGY; also vs. PHX in 1997).

ROOKIES MAKE THEIR MARK:

Of the 128 team points (48-80=128) the Ducks scored during the postseason, Anaheim rookies accounted for 12-25=37 of them (28.9%)...the 37 rookie points were the most in one playoff year since the 1993 Los Angeles Kings had 40 rookie points...of the 16 goals the Ducks scored in the Western Conference Semifinals series versus Colorado, three were scored by rookies and all but three figured a rookie on the score sheet...the last time a team had six rookies play a game in the Conference Finals was the 1991 Boston Bruins (although only one, Jeff Lazaro, played all six games of the series).

TWO STILL PLAYING:

Anaheim was the only NHL organization to have both their NHL team and AHL affiliate reach each respective league's conference final...The Portland Pirates clinched the Atlantic Division Final Series, defeating the Hartford Wolfpack four games to two to advance to the Eastern Conference Final, where they fell to the Hershey Bears 4-3.

SIX IN A ROW:

With their Western Conference Semifinal series-clinching win in Game 4 (May 11) versus COL, the Ducks tied the franchise record for consecutive playoff victories with six...the record was set during the 2003 postseason from 4/10/03-4/26/03...the Ducks swept Detroit in the conference quarterfinals and won their first two games at Dallas in the conference semifinals.

13 UNANSWERED:

The Ducks scored 13 unanswered goals, from Game 6 (May 1) versus Calgary in the Western Conference Quarterfinals to Game 3 (May 9) versus Colorado in the Western Conference Semifinals...the Flames scored at 10:18 of the first period and the Ducks scored 13 goals without allowing a goal against until Dan Hinote scored at 19:33 of the first period in Game 3...The last team to score 13 or more unanswered goals in the postseason was Detroit with 14 from 5/15/95-5/23/95.

MARCHANT TIES RECORD:

Ducks center **Todd Marchant** tied the club record for most assists in a playoff game with three in Game 4 (May 25) of the Western Conference Finals at Edmonton...the feat had been accomplished three times previously (Dustin Penner, 5/9/06 @ COL, Steve Rucchin, 4/21/99 @ DET and Petr Sykora, 4/26/03 @ DAL).

NOBODY BEATS THE BRYZ:

Ilya Bryzgalov tied an NHL record with three consecutive shutouts (done five times previously) in Game 7 of the Conference Quarterfinals versus Calgary (May 3), Game 1 (May 5) and Game 2 (May 7) of the Conference Semifinal versus Colorado...In addition Bryzgalov's shutout sequence of 249:15, is the second-longest in NHL postseason history and is the longest ever by a rookie. Gerry McNeil previously held the rookie record at 218:42...Bryzgalov stopped 98 consecutive shots.

LONGEST SHUTOUT SEQUENCE BY A GOALTENDER IN ONE PLAYOFF YEAR:

Streak	Goaltender	Team	Dates
270:08	George Hainsworth	Canadiens	3/28-4/3, 1930
249:15	Ilya Bryzgalov	Ducks	5/3-5/7, 2006
248:35	Dave Kerr	Rangers	3/25-4/6, 1937
248:32	Normie Smith	Red Wings	3/24-28, 1936
218:42	Gerry McNeil	Canadiens	3/27-31, 1951
217:54	J.S. Giguere	Ducks	5/5-16, 2003

FIRST IN 61 YEARS:

In Game 1 (May 5) versus COL, Ducks goaltender **Ilya Bryzgalov** became the first rookie to record consecutive shutouts in the playoffs since 1945...the last rookie goaltender to post consecutive shutouts in the postseason was Toronto's Frank McCool in April of 1945...McCool had three consecutive shutouts versus Detroit on April 6, 8 and 12...Bryzgalov tied him for the rookie record.

ANOTHER ONE FOR BRYZ:

Ilya Bryzgalov is only the fourth rookie goaltender to win all four games of a playoff series sweep...the others are Chicago's Tony Esposito in 1970 vs. Detroit; Montreal's Jacques Plante in 1954 vs. Boston; Montreal's Bill Durnan in the 1944 Stanley Cup Finals versus Chicago.

2006 PLAYOFF NOTES

BRYZ SHUTS THE DOOR:

Ilya **Bryzgalov's** shutout in Game 7 (May 3) of the Western Conference Quarterfinals at Calgary was the first shutout by a rookie in a Game 7 since May 15, 1993, when Felix Potvin of Toronto shutout St. Louis...in addition, it was only the third shutout in a Game 7 by a rookie in NHL history as the New York Islanders' Chico Resch was the first goalie to do so in 1975 at Pittsburgh...**Bryzgalov led the NHL in GAA (1.46), SV% (.944) and shutouts (3).**

SELANNE WITH ANOTHER DUCK RECORD:

Ducks right wing **Teemu Selanne** had points in seven straight playoff games (Apr. 23-May 5), scoring 4-5=9 points, tying a club record for longest playoff point streak (also, Dmitri Mironov (0-8=8 points), Apr. 24-May 8, 1997).

PENNER IN THE FRANCHISE RECORD BOOK:

With three assists in Game 3 (May 9) of the Conference Semifinals versus Colorado, Ducks left wing **Dustin Penner** tied the franchise record for most assists in a playoff game (done twice previously, Steve Rucchin, 4/21/99 @ DET and Petr Sykora, 4/26/03 @ DAL)...his three assists are the first ever recorded by a rookie in a single playoff game in team history.

RALLY:

Anaheim's Western Conference Quarterfinal win versus Calgary marked the second time the club has ever rallied from a series deficit to win (also 1997, down 3-2 vs. PHX, won series 4-3).

DECIDING RECORD:

With their 3-0 victory in Game 7 (May 3) of the Western Conference Quarterfinal at Calgary, the Ducks improved their record in Game 7s to 2-1...the win at Calgary was the Ducks' first series clinching game on the road...in their first ever Game 7 (April 29) versus Phoenix in the 1997 Conference Quarterfinals, the Ducks won 3-0...in Game 7 (June 9) of the 2003 Stanley Cup Finals, the Ducks dropped a 3-0 decision to the New Jersey Devils.

PERFECT IN GAME 6:

With a 2-1 victory in Game 6 (May 1) in Anaheim, the Ducks extended their perfect record in Game 6s to four games...below is a list:

Date	Series	Opponent Score
May 1, 2006	CQF vs. CGY	W, 2-1
June 7, 2003	SCF vs. NJ	W, 5-2
May 5, 2003	CSF vs. DAL	W, 4-3
April 27, 1997	CQF @ PHX	W, 3-2 (OT)

TWO FOR THE ROOKIES:

Mighty Ducks defenseman **Francois Beauchemin's** two goals (both PPGs) in Game 3 of the Western Conference Quarterfinals set a club record for goals in a playoff game by a rookie...in addition, he tied the club record for most goals in a playoff game (eight times previously), most goals by a defenseman in a playoff game (J.J. Daigneault, Game 2 of CQF, April 18, 1997) and most power play goals in a playoff game (Adam Oates, Game 4 of WCFF, May 16, 2003)...**Dustin Penner** tied the record with two goals in Game 4 (May 25) of the Western Conference Finals.

OH WHAT A NIGHT:

In Game 3 (May 9) at Colorado in the Western Conference Semifinals, Joffrey Lupul scored all four of the Ducks goals, including the game-winner in overtime...in doing so, he became the first player in NHL playoff history to score four goals, including the overtime winner...the four-goal game was the first ever by a Ducks player in the postseason or regular season...he's the first player to account for all four of his team's goals in a win since Maurice "Rocket" Richard did so on March 23, 1944...the feat had been accomplished twice previously...prior to Lupul's four goals, the last player to score four goals in a playoff game was Theo Fleury on May 13, 1995 for the Flames in a 6-4 win over San Jose...below is a list of players to account for all four of their teams goals:

PLAYERS TO SCORE 4+ GOALS, ACCOUNTING

FOR ALL HIS TEAM'S GOALS (NHL PLAYOFF HISTORY)

Date	Teams	Goals
05/09/2006	ANA 4 vs COL 3	Joffrey Lupul 4 (win)
04/26/1993	NYI 4 at WAS 6	Ray Ferraro 4 (loss)
04/10/1986	CHI 4 vs TOR 6	Denis Savard 4 (loss)
03/23/1944	MTL 5 vs TOR 1	Rocket Richard 5 (win)
03/22/1919	MTL 4 at SEA 2	Newsy Lalonde 4 (win)

LUPUL'S BIG NIGHT:

Ducks right wing **Joffrey Lupul** became the first Ducks player to score four goals in a playoff or regular season game...in addition, Lupul broke the playoff record for goals in a series; he had six in four games in the Western Conference Semifinal series versus Colorado (Paul Kariya and Teemu Selanne each had five goals in the 1997 Conference Quarterfinals versus Phoenix, seven games)...he has also eclipsed the record for goals in a playoff season with nine (seven was the previous record, done three times: Paul Kariya and Teemu Selanne in 1997, 11 games; and Steve Rucchin, 2003, 21 games)...his three-game goal streak (6-0-6) from May 7-11, is the longest goal streak in club playoff history.

2003 DUCKS PLAYOFF STATS

POS	NO.	PLAYER	AVG												
			GP	TOI	G	A	PTS	+/-	PIM	PP	SH	GW	OT	S	PCTG
C	77	ADAM OATES	21	19:15	4	9	13	2	6	3	0	1	0	18	22.2
R	39	PETR SYKORA	21	18:38	4	9	13	3	12	1	0	2	2	58	6.9
L	9	PAUL KARIYA	21	21:14	6	6	12	0	6	0	0	1	1	53	11.3
L	12	MIKE LECLERC	21	19:01	2	9	11	3	12	1	0	2	1	55	3.6
C	20	STEVE RUCCHIN	21	23:34	7	3	10	2-	2	1	0	2	1	46	15.2
C	44	ROB NIEDERMAYER	21	23:34	3	7	10	5-	18	0	2	0	0	41	7.3
R	32	STEVE THOMAS	21	15:12	4	4	8	2	8	2	0	3	1	40	10.0
D	8	SANDIS OZOLINSH	21	23:37	2	6	8	8	10	0	0	1	0	39	5.1
L	23	*STANISLAV CHISTOV	21	13:21	4	2	6	4	8	0	0	1	0	33	12.1
C	26	SAMUEL PAHLSSON	21	16:40	2	4	6	1	12	0	0	0	0	24	8.3
D	24	RUSLAN SALEI	21	26:05	2	3	5	3	26	0	0	1	1	33	6.1
L	10	JASON KROG	21	12:10	3	1	4	3	4	0	0	0	0	23	13.0
D	3	KEITH CARNEY	21	26:39	0	4	4	3	16	0	0	0	0	26	.0
D	28	NICLAS HAVELID	21	25:41	0	4	4	0	2	0	0	0	0	29	.0
D	34	*KURT SAUER	21	20:44	1	1	2	3	6	0	1	1	0	8	12.5
C	11	MARC CHOUINARD	15	7:16	1	0	1	1	0	0	0	0	0	11	9.1
R	21	DAN BYLSMA	11	9:44	0	1	1	3	2	0	0	0	0	12	.0
G	35	J GIGUERE	21	67:00	0	1	1	0	0	0	0	0	0	0	.0
D	5	VITALY VISHNEVSKI	21	10:01	0	1	1	3-	6	0	0	0	0	8	.0
D	2	FREDRIK OLAUSSON	1	3:19	0	0	0	0	0	0	0	0	0	0	.0
L	14	*CAM SEVERSON	1	2:24	0	0	0	0	0	0	0	0	0	0	.0
G	29	MARTIN GERBER	2	10:01	0	0	0	0	0	0	0	0	0	0	.0
L	22	*ALEXEI SMIRNOV	4	4:21	0	0	0	0	2	0	0	0	0	3	.0
R	18	PATRIC KJELLBERG	10	10:30	0	0	0	2-	0	0	0	0	0	6	.0

SW#	GOALTENDER	GPI	MINS	AVG	W	L	T	EN	SO	GA	SA	SV%	G	A	PIM
35	J GIGUERE	21	1407	1.62	15	6		1	5	38	697	.945	0	1	0
29	MARTIN GERBER	2	20	3.00	0	0		0	0	1	6	.833	0	0	0
ANA GOALTENDING TOTALS		21	1428	1.68	15	6		1	5	40	704	.943			



2003 PLAYOFF NOTES

DUCKS CAPTURE FIRST WESTERN CONFERENCE CHAMPIONSHIP:

The Ducks finished the 2003 playoffs with a record of 15-6, recording the highest winning percentage in the NHL (.714)...the Ducks had a 9-1 record at home during the playoffs, second only to New Jersey's 12-1 mark...Anaheim swept the Minnesota Wild to win the Western Conference Championship, advancing to the Stanley Cup Finals for the first time in club history...the Ducks became the second post 1990's expansion team to reach the Finals, following the Florida Panthers in 1996 (vs. Colorado)...since the NHL assumed control of the Stanley Cup Finals after the 1926 season, the Ducks were only the fourth team in league history from the Pacific Time Zone to reach the Finals (Vancouver in 1994 and 1982, Los Angeles in 1993).

TEAM DEFENSE LEADS TO NHL RECORD:

The Ducks set an NHL record in their Western Conference Finals series vs. Minnesota, allowing the fewest goals against in a best-of-7 series by allowing just a single marker to the Wild...Andrew Brunette scored at 4:37 of the first period in Game Four to notch the first Minnesota goal...the 1935 Toronto Maple Leafs and 1952 Detroit Red Wings each surrendered two goals in four-game series.

OVERTIME MAGIC FOR DUCKS IN 2003:

The Ducks went 7-0 in overtime in the 2003 playoffs, becoming the first team in NHL playoff history to go undefeated in OT when playing in at least six such contests...the seven consecutive overtime wins was second only to the 1993 Canadiens (10) for consecutive OT wins during one playoff season (Montreal finished 10-1 in OT)... Anaheim was the first team in NHL history to win four games in overtime in their first six postseason contests (Ducks were also the sixth team in NHL history to PLAY in four OT games in the first six playoff contests...the Ducks also became the first team since the 1994 Vancouver Canucks (April 26-30) to win three straight playoff games in overtime (no team has ever won four straight)...the Ducks won three straight spanning Game 4 of the conference Quarter-Finals (Apr. 16) and Games 1 & 2 of the conference Semi-Finals (Apr. 24-26)...the Ducks had six different goal scorers in the seven overtime games (Sykora had two; Kariya, Rucchin, Leclerc, Thomas and Salei had one).

DUCKS TAKE CARE OF BUSINESS AT HOME:

The Ducks finished 9-1 at home in the playoffs, including seven-straight home wins to end the postseason (second longest of '03 playoffs, behind New Jersey's eight)...the club's only loss was a 2-1 setback to Dallas in Game 3 of the Conf. Semifinals...the Ducks earned a record of 3-1 in Game 3, 4-0 in Game Four and 2-0 in Game 6...the club out-scored the opposition 26-to-13 at home this postseason...the Ducks allowed one-goal-or-fewer on five occasions.

WINNING THE CLOSE ONES:

The Ducks had a remarkable 12-1 record in the 2003 playoffs in games decided by one goal-or-less...the 12 one-goal wins tied the most in league history during one playoff year (also 1993 Canadiens)... The Ducks two-goal win in Game 1 of the Western Conference Finals broke a string of nine consecutive wins by a one-goal margin (4/10/03 - 5/10/03), which broke the record for one playoff year...the previous record was seven, done twice before (1989 Canadiens and 2001 Kings)... five of the games needed overtime to be decided... the Ducks eight consecutive one-goal decisions to start the playoffs tied the record for one playoff year (1989 Canadiens).

MOST 1-GOAL WINS IN A SINGLE POST SEASON:

Year	W	L
1993 Montreal Canadiens	12	1
2003 Mighty Ducks of Anaheim	12	1
2000 Dallas Stars	10	4
2000 New Jersey Devils	9	5
2002 Carolina Hurricanes	9	4

PLAYOFF SPECIAL TEAMS:

The Ducks went 8-for-70 (11.4%) overall on the power play in the postseason (ranking 13th)...the club was 61-for-70 (87.1%) on the penalty kill (ranking fifth)...Anaheim scored its first-ever shorthanded goal in a playoff game in Game 1 @ DAL (4/24/03 - Rob Niedermayer) and had three in the playoffs (tied for most in NHL with Ottawa).

OFF AND RUNNING:

The Ducks began the playoffs on a six-game winning streak, which was the longest of the 2003 playoffs...by going 6-0 vs. Detroit and Dallas, Anaheim became the first team in NHL history to win six-straight games to start the playoffs vs. teams that had over 100+ points in the regular season...in addition, the Ducks joined the former Minnesota North Stars (now Dallas Stars) as the only teams in NHL history to start the postseason as a road team and win six-straight...the North Stars won six straight from April 8-19, 1981.

2003 PLAYOFF NOTES

CONSECUTIVE WINS FROM START OF A POST SEASON - FIRST OF WHICH WAS ON THE ROAD

6	Mighty Ducks of Anaheim	4/10/03 - 4/26/03
6	Minnesota North Stars	4/08/81 - 4/19/81
5	Detroit Red Wings	3/24/36 - 4/7/36
5	New York Rangers	3/23/37 - 4/6/37
5	Toronto Maple Leafs	4/13/01 - 4/26/01

FIGUIERE MAKES HISTORY IN OT:

J.S. Giguere owns the longest scoreless OT minutes streak in NHL playoff history...he surpassed Patrick Roy to set an NHL record in Game 3 vs. New Jersey and has a current streak of 168:27...with three shutouts vs. Minnesota in the Conference Finals, Giguere was the sixth netminder in NHL history to record three consecutive playoff shutouts and the first to do so in the Conference Finals or NHL Semifinals...Giguere joined Clint Benedict (Montreal Maroons, 1926), John Ross Roach (New York Rangers, 1929), Frank McCool (Toronto, 1945), Brent Johnson (St. Louis, 2002) and Patrick Lalime (Ottawa, 2002) for that record...he also tied an NHL Playoff Record for most shutouts in a series, set eight times previously, including twice last season by Brent Johnson (St. Louis) and Patrick Lalime (Ottawa)...below is closer look:

LONGEST OVERTIME SHUTOUT STREAKS (PLAYOFFS)

Jean-Sebastien Giguere	168:27 (4/10/2003 - 5/31/2003) Active Streak
Patrick Roy	162:56 (5/ 8/1996 - 4/20/1997)
Charlie Gardiner	149:15 (3/26/1931 - 4/10/1934)
Ed Belfour	141:42 (6/19/1999 - 6/10/2000)
Gerry McNeil	124:39 (4/ 4/1950 - 4/11/1951)

GOALIES WITH CONSECUTIVE SHUTOUTS

IN NEXT-TO-LAST ROUND OF STANLEY CUP PLAYOFFS

3	05/10/2003 05/14/2003	Giguere, Jean-Sebastien, Ana.
2	04/08/1950 04/09/1950	Lumley, Harry, Det.
2	03/25/1952 03/27/1952	Sawchuk, Terry, Det.
2	03/29/1960 03/31/1960	Plante, Jacques, Mtl.
2	04/01/1961 04/04/1961	Hall, Glenn, Chi.
2	05/20/1994 05/22/1994	McLean, Kirk, Van.
2	05/17/2001 05/19/2001	Brodeur, Martin, N.J.
2	05/29/2002 05/31/2002	Hasek, Dominik, Det.

- No goalie previous to Giguere had ever had **THREE** consecutive shutouts in the next-to-last round of the playoffs (SINCE 1943-44 - Modern Era)

DUCKS AND STARS PLAYED AN INSTANT CLASSIC:

The Ducks and Stars five overtime match in Game 1 (Apr. 24) was the fourth longest in NHL history with a total of 140 minutes and 48 seconds of hockey played that night...It was deemed an "Instant Classic" by ESPN Classic network...Keith Carney played a game-high 83 shifts and posted a team-high 56:20 TOI...below is a look at the top 10 longest games in NHL history:

LONGEST GAMES IN NHL HISTORY

Date	Score	Scorer	OT	Series
Mar. 24/36	Detroit 1 at Montreal Maroons 0	Mud Bruneteau	116:30	SF
Apr. 3/33	Boston 0 at Toronto 1	Ken Doraty	104:46	SF
May 4/00	Philadelphia 2 at Pittsburgh 1	Keith Primeau	92:01	CSF
Apr. 25/03	Anaheim 4 at Dallas 3	Petr Sykora	80:48	CSF
Apr. 24/96	Pittsburgh 3 at Washington 2	Petr Nedved	79:15	CQF
Mar. 23/43	Toronto 3 at Detroit 2	Jack McLean	70:18	SF
Mar. 28/30	NY Rangers 1 at Montreal 2	Gus Rivers	68:52	SF
Apr. 18/87	NY Islanders 3 at Washington 2	Pat LaFontaine	68:47	DSF
Apr. 27/94	New Jersey 0 at Buffalo 1	Dave Hannan	65:43	CQF
Mar. 27/51	Montreal 3 at Detroit 2	Maurice Richard	61:09	SF
Mar. 27/38	NY Americans 3 at NY Rangers 2	Lorne Carr	60:40	QF

1999 DUCKS PLAYOFF STATS

POS	NO.	PLAYER	GP	G	A	PTS	+/-	PIM	PP	SH	GW	GT	S	PCTG
RW	8	TEEMU SELANNE	4	2	2	4	-1	2	1	0	0	0	7	28.6
LW	9	PAUL KARIYA	3	1	3	4	0	0	0	0	0	0	11	9.1
C	20	STEVE RUCCHIN	4	0	3	3	0	0	0	0	0	0	10	.0
LW	16	MARTY McINNIS	4	2	0	2	-1	2	2	0	0	0	12	16.7
D	2	FREDRIK OLAUSSON	4	0	2	2	-4	4	0	0	0	0	6	.0
D	23	JASON MARSHALL	4	1	0	1	-1	10	1	0	0	0	5	20.0
C	39	TRAVIS GREEN	4	0	1	1	-4	4	0	0	0	0	12	.0
D	7	PAVEL TRNKA	4	0	1	1	-3	2	0	0	0	0	2	.0
D	34	DAN TREBIL	1	0	0	0	0	2	0	0	0	0	0	.0
G	35	*TOM ASKEY	1	0	0	0	0	0	0	0	0	0	0	.0
C	22	*JOHAN DAVIDSSON	1	0	0	0	0	0	0	0	0	0	0	.0
LW	12	*MIKE LECLERC	1	0	0	0	0	0	0	0	0	0	1	.0
LW	32	STU GRIMSON	3	0	0	0	0	30	0	0	0	0	0	.0
D	24	RUSLAN SALEI	3	0	0	0	-4	4	0	0	0	0	5	.0
D	5	KEVIN HALLER	4	0	0	0	-1	2	0	0	0	0	7	.0
G	31	GUY HEBERT	4	0	0	0	0	0	0	0	0	0	0	.0
LW	33	JIM McKENZIE	4	0	0	0	-2	4	0	0	0	0	5	.0
RW	17	TOMAS SANDSTROM	4	0	0	0	-2	4	0	0	0	0	9	.0
C	18	TED DRURY	4	0	0	0	-6	0	0	0	0	0	4	.0
RW	19	JEFF NIELSEN	4	0	0	0	-6	2	0	0	0	0	7	.0
D	4	JAMIE PUSHOR	4	0	0	0	-3	6	0	0	0	0	6	.0
C	14	*ANTTI AALTO	4	0	0	0	0	2	0	0	0	0	0	.0
C	11	MATT CULLEN	4	0	0	0	-2	0	0	0	0	0	6	.0

NO.	GOALTENDER	GP	MIN	GAA	W-L	EN	SO	GA	SHOTS	SV%	G	A	PIM
35	*TOM ASKEY	1	30	4.00	0-1	0	0	2	11	.818	0	0	0
31	GUY HEBERT	4	208	4.33	0-3	0	0	15	124	.879	0	0	2
ANA GOALTENDING TOTALS		4	240	4.25	0-4	0	0	17	135	.874	0	0	2

* = Rookie



1999 PLAYOFF NOTES

BACK IN THE PLAYOFFS:

The Mighty Ducks finished the regular season with a 35-34-13 mark for 83 points, finishing sixth in the Western Conference. The Detroit Red Wings finished 43-32-7 for 93 points in the regular season, finishing third in the Western Conference. The two clubs met in the first round of the 1999 NHL Playoffs; the Ducks' second appearance in the post-season and the second playoff meeting in three years between Anaheim and Detroit. The Red Wings won the series four games to none, ending the Ducks' season with a 3-0 win @ Anaheim on Apr. 27. Teemu Selanne (2-2=4) and Paul Kariya (1-3=4) led Anaheim in playoff scoring. Marty McInnis co-led the team in goals with two power play tallies (tying with Selanne). Steve Yzerman led the Red Wings with 5-2=7 points in the series, including three power play goals. Brendan Shanahan (3-3=6), Sergei Fedorov (1-5=6) and Nicklas Lidstrom (0-6=6) all had six points in the four games. Chris Osgood was 4-0 with a 1.50 GAA in the series.

GAME ONE @ DETROIT (APRIL 21, 1999),

RED WINGS 5, MIGHTY DUCKS 3:

Steve Yzerman scored three goals (Anaheim's first-ever opponent hat trick in the playoffs) while Paul Kariya (1-2=3) and Steve Rucchin (0-3=3) earned three-point games each for the Ducks in a 5-3 Detroit win. Marty McInnis (first career playoff goal) scored the first goal of the game on the power play and Teemu Selanne netted a goal in the third. Rucchin's three assists were a Ducks playoff record. Wendel Clark and Doug Brown scored the other goals for Detroit. Guy Hebert left the game midway through the second period after getting hit in the head and was relieved by Tom Askey, who stopped nine-of-11 shots in his NHL playoff debut.

GAME TWO @ DETROIT (APRIL 23, 1999),

RED WINGS 5, MIGHTY DUCKS 1:

Brendan Shanahan scored 2-1=3 points in the first period to lead Detroit to a 4-0 lead at the first intermission and eventually a 5-1 win. Teemu Selanne scored Anaheim's lone goal on the power play from Paul Kariya and Fredrik Olausson. Three of Detroit's five scores came with the man-advantage, going 3-of-9 on the evening. Guy Hebert stopped 31-of-36 shots.

GAME THREE @ ANAHEIM (APRIL 25, 1999),

RED WINGS 4, MIGHTY DUCKS 2:

Steve Yzerman scored the game-winning goal on a 5-on-3 power play early in the second period and Detroit went on to a 4-2 win. Sergei Fedorov scored the first goal of the game early in the first period before Marty McInnis and Jason Marshall (first career playoff goal) scored to put the Ducks ahead by a 2-1 score. Tomas Holmstrom tied the game early in the second period before Yzerman's game-winner. Both clubs went 2-for-6 on the power play and finished with 24 shots on goal.

GAME FOUR @ ANAHEIM (APRIL 27, 1999),

RED WINGS 3, MIGHTY DUCKS: 0:

Chris Osgood stopped all 31 shots he faced in a 3-0 win, clinching the series for the Red Wings. Tomas Holmstrom scored late in the second period on the power play to put the Wings ahead 1-0. Brendan Shanahan and Vyacheslav Kozlov added third period goals for Detroit to seal the win. The Red Wings went 1-for-2 on the power play, while the Ducks were 0-for-4. Detroit outshot Anaheim 38-31. Paul Kariya missed the contest with a broken left foot, suffered late in Game Three.

PLAYOFF SPECIAL TEAMS:

Anaheim went 4-20 (.200) on the power play in the series vs. Detroit and 16-23 (.696) on the penalty kill...the Ducks scored a power play goal in three-of-four games vs. Detroit in '99...Anaheim has never scored a short-handed goal in a playoff game.

1997 DUCKS PLAYOFF STATS

POS	NO.	PLAYER	GP	G	A	PTS	+/-	PIM	PP	SH	GW	GT	S	PCTG
LW	9	PAUL KARIYA	11	7	6	13	-2	4	4	0	1	1	61	11.5
D	15	DMITRI MIRONOV	11	1	10	11	0	10	1	0	0	0	36	2.8
RW	8	TEEMU SELANNE	11	7	3	10	-3	4	3	0	1	0	38	18.4
D	36	J.J. DAIGNEAULT	11	2	7	9	-6	16	1	0	1	0	24	8.3
LW	23	BRIAN BELLOWS	11	2	4	6	-7	2	1	0	0	0	36	5.6
C	20	STEVE RUCCHIN	8	1	2	3	-2	10	0	0	0	0	8	12.5
C	17	JARI KURRI	11	1	2	3	2	4	0	0	0	0	18	5.6
RW	14	JOE SACCO	11	2	0	2	-4	2	0	0	0	0	20	10.0
D	33	DAVE KARPA	8	1	1	2	-2	20	0	0	1	0	13	7.7
C	54	*SEAN PRONGER	9	0	2	2	0	4	0	0	0	0	7	.0
D	29	*DARREN VAN IMPE	9	0	2	2	-3	16	0	0	0	0	11	.0
LW	16	WARREN RYCHEL	11	0	2	2	-2	19	0	0	0	0	16	.0
C	13	TED DRURY	10	1	0	1	-2	4	0	0	0	0	17	5.9
D	28	JASON MARSHALL	7	0	1	1	1	4	0	0	0	0	3	.0
D	34	*DANIEL TREBIL	9	0	1	1	-6	6	0	0	0	0	10	.0
LW	22	KEN BAUMGARTNER	11	0	1	1	0	11	0	0	0	0	0	.0
C	32	RICHARD PARK	11	0	1	1	-2	2	0	0	0	0	10	.0
LW	27	*MIKE LECLERC	1	0	0	0	0	0	0	0	0	0	0	.0
RW	21	*IGOR NIKULIN	1	0	0	0	0	0	0	0	0	0	1	.0
C	12	KEVIN TODD	4	0	0	0	-3	2	0	0	0	0	3	.0
G	35	MIKHAIL SHTALENKOV	4	0	0	0	0	2	0	0	0	0	0	.0
G	31	GUY HEBERT	9	0	0	0	0	0	0	0	0	0	0	.0
D	2	BOBBY DOLLAS	11	0	0	0	-2	4	0	0	0	0	10	.0
C	24	MARK JANSSENS	11	0	0	0	-3	15	0	0	0	0	13	.0
NO.	GOALTENDER	GP	MIN	GAA	W-L	EN	SO	GA	SHOTS	SV%	G	A	PIM	
31	GUY HEBERT	9	534	2.02	4-4	1	1	18	255	.929	0	0	0	
35	MIKHAIL SHTALENKOV	4	211	2.84	0-3	1	0	10	162	.938	0	0	2	
ANA GOALTENDING TOTALS		11	747	2.41	4-7	2	1	30	419	.928	0	0	2	

* = Rookie



1997 PLAYOFF NOTES

FRANCHISE FIRSTS:

A few of the Mighty Ducks playoff "firsts" from the club's first-ever playoff game on April 16, 1997 vs. Phoenix: 1st Playoff Goal - Teemu Selanne (8:57 of 1st - pp); 1st Assists - J.J. Daigneault & Paul Kariya; 1st Win - Guy Hebert; 1st Penalty - Warren Rychel (x-check)...Guy Hebert recorded the club's first-ever playoff shutout in Game 7 (Apr. 29, 1997), giving Anaheim its first-ever playoff series win.

PLAYOFF LEAGUE LEADERS:

Paul Kariya ranked T-12th in playoff scoring and T-12th in goals with 7-6=13 pts. Kariya also ranked T-2nd in power play goals with 4; Dmitri Mironov ranked T-3rd among defensemen scoring with 1-10=11 pts. Mironov's 10 assists ranked T-9th in overall assists; J.J. Daigneault ranked T-8th among defensemen scoring with 2-7=9 pts; Teemu Selanne ranked T-12th in goals with 7.

PLAYING THE EVENTUAL CHAMPS TOUGH:

Anaheim was eliminated from the 1997 Playoffs by the eventual Stanley Cup Champion Detroit Red Wings in the Western Conference Semifinals, 4-0. The Mighty Ducks extended the Red Wings to overtime in three of those contests, including one double overtime game and one triple overtime game. Two of those overtime games came at Detroit. Guy Hebert and Mikhail Shtalenkov combined for a 2.45 GAA and .942 SV%. Only St. Louis had a better GAA (2.18) vs. Detroit in the postseason, while Anaheim was tops in save percentage vs. the Wings. The Mighty Ducks converted 36.4% of their power plays in the series - highest vs. Detroit in the playoffs.

PLAYOFF SPECIAL TEAMS:

The Ducks finished 10-40 on the power play in the 1997 playoffs (.250)...Anaheim finished the Phoenix series with a 6-29 conversion on the power play (.207), scoring a pp goal in all but two of the seven games...Anaheim was 4-for-11 on the power play vs. Detroit (.364) and recorded a pp goal in eight of its 11 total playoff games... Anaheim gave up only six power play goals in 44 situations in the playoffs (.864)...Anaheim held Phoenix to only three goals in 25 shorthanded situations (.880) in their first round playoff series, including stopping 16-of-17 over the last five games of the series...The Mighty Ducks stopped Detroit on 16-of-19 shorthanded situations in the series (.842) and stopped 32 of the last 36 shorthanded situations in the playoffs (.889).

PLAYOFF OVERTIME:

Anaheim finished 1-3 in overtime playoff games, including a 3-2 win @ Phoenix in Game Six on Apr. 27, 1997 (Paul Kariya)...the Mighty Ducks' 2-1 overtime loss on May 2, 1997 @ Detroit marked the club's first OT loss since Dec. 17, 1995 vs. Toronto, a span of 26 OT games without a loss, including playoffs (8-0-18 in that streak). That game also represented Anaheim's first-ever road overtime loss (Ducks were 8-0-15 all-time in road overtime games prior to Game One's 2-1 loss @ Detroit on May 2).

1997 PLAYOFF NOTES

The Mighty Ducks became just the seventh team in NHL history to win its inaugural playoff series, defeating the Coyotes, four games to three. Anaheim came back from a 3-2 deficit in the series, becoming only the 29th of 82 teams (35.4%) to win a series after being down 3-2 since 1968...Anaheim jumped out to a 2-0 series lead, winning the first two games at the Arrowhead Pond by identical 4-2 scores. Teemu Selanne (3-2=5) and J.J. Daigneault (3-2=5) led the Ducks' attack, helping Anaheim to a two-game lead in the series...Phoenix won the next two games at America West Arena to even the series at 2-2. The series shifted back to Anaheim for Game Five where Phoenix won its third-straight game to take a 3-2 series lead...In Game Six, the Mighty Ducks defeated Phoenix at America West Arena, 3-2, in overtime to even the series at 3-3. Paul Kariya scored two goals, including the game-winner in OT...The Mighty Ducks won their first-ever playoff series, defeating Phoenix, 3-0, in Game Seven. David Karpa scored the series-winning goal early in the first period of Game Seven. Guy Hebert stopped all 31 shots faced to earn his first career playoff shutout...Paul Kariya finished as the leading scorer in the series (5-4=9). Teemu Selanne (5-3=8), Dmitri Mironov (1-6=7), and J.J. Daigneault (2-5=7) finished among the top scorers versus Phoenix. Cliff Ronning (0-7=7), Keith Tkachuk (6-0=6), Teppo Numminen (3-3=6), and Jeremy Roenick (2-4=6) led Phoenix scorers in the series.

GAME ONE @ ANAHEIM (APRIL 16), ANAHEIM 4, PHOENIX 2:

The first playoff game in Mighty Ducks history saw Anaheim take a 1-0 lead in their best-of-seven series vs. Phoenix, defeating the Coyotes @ the Arrowhead Pond. Teemu Selanne and Paul Kariya each netted first period goals to give Anaheim a 2-0 lead. Jeremy Roenick cut the deficit in half with his 36th career playoff goal early in the second period. Anaheim and Phoenix traded goals later in the period as Selanne scored his second goal of the game and Keith Tkachuk scored on the powerplay for the Coyotes. Kariya scored his second goal of the game (empty net) at the 19:13 mark of the third period to put the game away for the Ducks. Selanne (2-1=3), Kariya (2-1=3) and J.J. Daigneault (0-2=2) each finished with multiple-points for Anaheim, while Cliff Ronning and Teppo Numminen chipped in two assists a-piece for Phoenix. The game was broadcast nationally on ESPN.

GAME TWO @ ANAHEIM (APRIL 18), ANAHEIM 4, PHOENIX 2:

The Mighty Ducks defeated Phoenix to take a 2-0 advantage in the best-of-seven series. J.J. Daigneault was the offensive star for the Ducks, earning his second-straight multiple-point game (2-1=3). Daigneault's second goal of the contest (13:26 of the third period) turned out to be the game-winner, giving Anaheim a 3-2 lead. Teemu Selanne scored an empty net goal with seven seconds remaining to give the Ducks the 4-2 victory. Selanne earned his second-straight multiple-point game of the playoffs (1-1=2), giving him five points (3-2=5) in two games, tying Daigneault (2-3=5) as the leading scorers in the series. Dmitri Mironov also recorded multiple-points (1-1=2) for Anaheim. Guy Hebert stopped 36-of-38 shots to earn the win.

GAME THREE @ PHOENIX (APRIL 20), PHOENIX 4, ANAHEIM 1:

The Coyotes cut Anaheim's lead in half, winning the first game back @ America West Arena. Phoenix scored the first three goals of the game before Paul Kariya scored on the power play, cutting the deficit to 3-1 after one period. The game remained 3-1 until late in the third period when Mike Gartner put the game away with his first goal of the series. J.J. Daigneault earned his sixth point in the series, assisting on Kariya's goal. Darrin Shannon led the Phoenix attack, scoring his first two goals of the playoffs and Cliff Ronning recorded three assists, giving him 0-6=6 points in the series.

GAME FOUR @ PHOENIX (APRIL 22), PHOENIX 2, ANAHEIM 0:

The series is tied, 2-2, after Anaheim was shutout by the Coyotes @ America West Arena. The Mighty Ducks had an apparent third period goal by Steve Rucchin disallowed after video replay found an Anaheim skater in the crease. The game remained scoreless until the 12:45 mark of the third period when Bob Corkum gave Phoenix the lead. Teppo Numminen added an empty net goal to give the Coyotes a 2-0 win. Guy Hebert stopped 23-of-24 shots faced, taking the loss.

1997 PLAYOFF NOTES

GAME FIVE @ ANAHEIM (APRIL 24), PHOENIX 5, ANAHEIM 2:

The Mighty Ducks fell to the Coyotes, @ the Arrowhead Pond to trail the best-of-seven series, 3-2. Phoenix took a 1-0 lead late in the first period on Keith Tkachuk's fourth goal of the series. Anaheim tied the score at the 17:37 mark of the first period when Teemu Selanne netted his fourth goal of the playoffs. Selanne's goal ended a drought in which the Mighty Ducks had not scored in 118:48 (previous Anaheim goal was by Paul Kariya at the 18:49 mark of the first period in Game Three). The Coyotes scored the next two goals before Selanne earned his second goal of the game to cut the deficit to 3-2. Bob Corkum scored his second goal of the series and Keith Tkachuk added an empty net goal to give Phoenix the 5-2 decision. Guy Hebert stopped 19-of-23 shots, taking the loss.

GAME SIX @ PHOENIX (APRIL 27), ANAHEIM 3, PHOENIX 2 (OT):

The Mighty Ducks defeated Phoenix in overtime to even the series at 3-3. Paul Kariya scored his fourth goal of the playoffs and Brian Bellows added his first of the series to give Anaheim a 2-0 lead after two periods. Darrin Shannon scored midway through the third period to cut the Ducks' lead to 2-1, followed by Keith Tkachuk's sixth goal of the playoffs tying the score at 2-2 and sending the game into overtime. In the extra period, Teemu Selanne lofted a long, high pass that Kariya controlled and fired past Nikolai Khabibulin at the 7:29 mark of overtime to give Anaheim the 3-2 victory. Dmitri Mironov added two assists for the Mighty Ducks and Steve Rucchin earned his first-ever playoff point, assisting on Kariya's game-winner.

GAME SEVEN @ ANAHEIM (APRIL 29), ANAHEIM 3, PHOENIX 0:

Guy Hebert stopped all 31 shots he faced in earning his first-ever playoff shutout. David Karpa scored the series-winning goal just 3:11 into the game while Steve Rucchin and Joe Sacco added goals in the second period to lead the Ducks' offense. All three scores marked each player's first goals of the playoffs. Karpa finished the game with 1-1=2 points in a game that saw only three penalties called. Anaheim became only the seventh team in NHL history to win its first-ever playoff series.



Paul Kariya celebrates his OT game-winning goal in Game Six

1997 PLAYOFF NOTES

After defeating Phoenix in the first round, Anaheim was matched up with the number three seed in the West, the Detroit Red Wings. The Mighty Ducks had defeated the Red Wings, 3-0-1, in the regular season series. The playoff series between the two would have a different result, with Detroit winning the first four games, eliminating Anaheim from the 1997 Stanley Cup Playoffs. Though Detroit officially earned a sweep in the series, it was a lot closer than the numbers would indicate. Three of the games went into overtime, including one that went into double overtime and one that went into triple overtime. The goaltenders were the stars of the series, with Guy Hebert, Mikhail Shtalenkov and Mike Vernon combining for 333 total saves on 354 total shots (.941 SV%). Paul Kariya (2-2=4) and Dmitri Mironov (0-4=4) led Anaheim in scoring for the playoff series while Sergei Fedorov (2-3=5), Vyacheslav Kozlov (3-1=4), and Vladimir Konstantinov (0-4=4) led Detroit in scoring.

GAME ONE @ DETROIT (MAY 2), DETROIT 2, ANAHEIM 1 (OT):

The Mighty Ducks were defeated by Detroit in Game One @ Joe Louis Arena, giving the Red Wings a 1-0 lead in the best-of-seven series. The game was scoreless until the 19:00 mark of the second period, when Paul Kariya scored his sixth goal of the playoffs to give Anaheim a 1-0 lead. Detroit evened the score midway through the third period, with Sergei Fedorov scoring his first goal of the post-season, sending the game into overtime. Fedorov's goal was Detroit's first goal vs. Anaheim since March 12 @ the Arrowhead Pond, snapping the Mighty Ducks' shutout streak vs. the Red Wings at 145:13. The goal was also the first allowed by Hebert in the playoffs since Game 6 of the Quarterfinals @ Phoenix (a span of 120:46). In the extra period, Martin Lapointe scored on a two-on-one break just 59 seconds into overtime to give the Red Wings the 2-1 win. Guy Hebert stopped 28-of-30 shots, taking the loss.

GAME TWO @ DETROIT (MAY 4), DETROIT 3, ANAHEIM 2 (3 OT):

The Mighty Ducks played the longest game in team history (since surpassed), going into three overtime periods before dropping a 3-2 decision to the Red Wings. Vyacheslav Kozlov scored a power play goal at the 1:31 mark of the third overtime to give Detroit the win. There were 101:31 minutes of hockey played in the game that began at 2:08 p.m. and ended at 7:39 p.m. The two clubs combined for 122 shots (Wings - 71, Ducks - 51), the third-most shots by two teams in NHL playoff history. Detroit's 71 shots rank third all-time for one team. These rankings are since 1963 - the earliest year Elias Sports Bureau can research the stat. Kozlov's power play goal marked Detroit's first goal with a man-advantage vs. Anaheim this season (the Ducks had stopped all 22 Wings power plays faced this season before Kozlov's score). Mikhail Shtalenkov stopped 38-of-40 shots in relief of Guy Hebert, who left the game due to injury (Shtalenkov entered the game at the 7:02 mark of the third period). Jari Kurri scored his first goal of the playoffs while Teemu Selanne added his sixth of the post-season with just 3:07 left in regulation to send the game into overtime.

GAME THREE @ ANAHEIM (MAY 6), DETROIT 5, ANAHEIM 3:

The Red Wings came back from deficits of 2-0 and 3-1 to take a 5-3 win in Game Three @ the Arrowhead Pond. Anaheim took an early 2-0 lead on power play goals from Paul Kariya and Teemu Selanne in the first period. Ted Drury scored early in the second to give Anaheim a 3-1 lead, but the Red Wings scored two goals to knot the score at three entering the third period. Detroit outshot Anaheim, 23-6, in the second period and 49-23 in the game. Sergei Fedorov and Vyacheslav Kozlov scored two goals just 24 seconds apart at the beginning of the third to give the Wings their third win of the series. Kariya (1-1=2) and J.J. Daigneault (0-2=2) had multiple-point games for the Mighty Ducks. Mikhail Shtalenkov, starting in place of injured Guy Hebert, stopped 44-of-49 shots in the loss (career-highs in both saves and shots until Game Four).

GAME FOUR @ ANAHEIM (MAY 8), DETROIT 3, ANAHEIM 2 (2 OT):

The Red Wings defeated the Mighty Ducks, 3-2 in double overtime, to sweep the best-of-seven series, 4-0. Joe Sacco and Brian Bellows each scored their first goals of the series to give Anaheim a 2-1 lead after two periods. Nicklas Lidstrom scored for Detroit at the 9:09 mark of the third period, sending the game into overtime. After a scoreless first overtime, Brendan Shanahan scored the game-winner for the Red Wings at the 17:05 mark of the second overtime, sending Detroit to the Western Conference Finals for the third-straight season. Paul Kariya picked up an assist, giving him 2-2=4 points in the series and 7-6=13 points in the playoffs to lead the Mighty Ducks. Dmitri Mironov assisted on Brian Bellows' goal, finishing second on the club with 1-10=11 points. Ken Baumgartner assisted on Sacco's goal, earning his first point of the post-season. Mikhail Shtalenkov stopped 70-of-73 shots in the loss. The 70 saves rank tied-for-second for saves in one NHL playoff game (record is 73) while Detroit's 73 shots rank second all-time for one NHL playoff game (record is 75). These rankings are since 1963 - the earliest year Elias Sports Bureau can research the stat. Over the final three games of the series, Shtalenkov faced 162 shots (54 shots per game), stopping 152 (.938 SV%).

ALL-TIME PLAYOFF GAME-BY-GAME

2009 ANAHEIM DUCKS PLAYOFF GAME-BY-GAME

Date	Team	W/L/OT	Record	GF-GA	Scorers	W Goal	PP	PK	SF-SA	W - L Gtr	Attend.
04/16/2009	@ SAN JOSE	W	01-00	2-0	27P,15	27	1-4	0-6	17-35	1-20	17,496
04/19/2009	@ SAN JOSE	W	02-00	3-2	9P,48,18	18	1-2	0-6	26-44	1-20	17,496
04/21/2009	SAN JOSE	L	02-01	3-4	9P,34,25	12	1-4	2-3	30-35	20-1	16,277
04/23/2009	SAN JOSE	W	03-01	4-0	9,9,10,18	9	0-4	0-2	26-31	1-20	16,830
04/25/2009	@ SAN JOSE	L*	03-02	2-3	20,10	12	0-3	1-3	25-48	20-1	17,496
04/27/2009	SAN JOSE	W	04-02	4-1	10P,8P,23,15	8	2-5	1-4	32-37	1-20	17,174
05/01/2009	@ DETROIT	L	04-03	2-3	10,8P	5	1-3	2-6	24-37	30-1	20,066
05/03/2009	@ DETROIT	W*	05-03	4-3	15,25P,20P,22	22	2-4	1-3	46-62	1-30	20,066
05/05/2009	DETROIT	W	06-03	2-1	8,27P	27	1-4	1-5	23-46	1-30	17,174
05/07/2009	DETROIT	L	06-04	3-6	10,10,27P	81	1-3	1-5	28-40	30-1	17,601
05/10/2009	@ DETROIT	L	06-05	1-4	19P	26	1-3	0-3	17-38	30-1	20,066
05/12/2009	DETROIT	W	07-05	2-1	15P,10	10	1-5	1-4	28-39	1-30	17,174
05/14/2009	@ DETROIT	L	07-06	3-4	8,10P,9	11	1-5	1-5	27-40	20-1	20,066

2008 DUCKS PLAYOFF GAME-BY-GAME

Date	Team	W/L/T/O	Record	GF-GA	Scorers	W Goal	PP	PK	SF-SA	W - L Gtr	Attend.
04/10/2008	DALLAS	L	00-01	0-4	-	29	0-3	4-7	23-37	35-35	17191+
04/12/2008	DALLAS	L	00-02	2-5	8P,32	9	1-6	2-6	22-30	35-35	17181+
04/15/2008	@ DALLAS	W	01-02	4-2	22,15,25P,25P	25	2-4	2-7	15-33	35-35	18532
04/17/2008	@ DALLAS	L	01-03	1-3	11	14	0-5	0-6	28-20	28-20	18532
04/18/2008	DALLAS	W	02-03	5-2	10,15P,8P,21,22	8	2-3	0-7	32-42	35-35	17199+
04/20/2008	@ DALLAS	L	02-04	1-4	10	14	0-3	2-5	18-26	35-35	18532



ALL-TIME PLAYOFF GAME-BY-GAME

2007 DUCKS PLAYOFF GAME-BY-GAME

Date	Team	W/L/T/O	Record	GF- GA	Scorers	W Goal	PP	PK	SF - SA	W - L Gldtr	Attend.
04/11/2007	MINNESOTA	W	01-00	2-1	8,17	17	0-3	0-4	34-25	30-32	17180+
04/13/2007	MINNESOTA	W	02-00	3-2	23P,23P,15S	15	2-4	0-6	25-32	30-32	17324+
04/15/2007	@ MINNESOTA	W	03-00	2-1	19P,44	44	1-4	1-5	19-20	30-32	19224
04/17/2007	@ MINNESOTA	L	03-01	1-4	25P	10	1-4	1-7	29-40	32-30	19174
04/19/2007	MINNESOTA	W	04-01	4-1	25,15P,10,32	15	1-4	0-5	39-27	35-32	17318+
04/25/2007	VANCOUVER	W	05-01	5-1	19P,8,19,15,19P	8	2-9	0-7	37-27	35-1	17250+
04/27/2007	VANCOUVER	L*	05-02	1-2	32	20	0-7	0-5	44-49	1-35	17392+
04/29/2007	@ VANCOUVER	W	06-02	3-2	17,23P,10P	10	2-5	1-8	24-26	35-1	18630
05/01/2007	@ VANCOUVER	W*	07-02	3-2	25,8,32	32	0-8	0-3	30-26	35-1	18630
05/03/2007	VANCOUVER	W*	08-02	2-1	26,27	27	0-7	0-6	63-27	35-1	17407+
05/11/2007	@ DETROIT	L	08-03	1-2	14	96	0-7	2-4	32-19	39-35	19939
05/13/2007	@ DETROIT	W*	09-03	4-3	44,19,32,27	27	0-5	2-7	33-27	35-39	19620
05/15/2007	DETROIT	L	09-04	0-5	-	93	0-4	8-9	29-28	39-35	17358+
05/17/2007	DETROIT	W	10-04	5-3	10,5P,8,15P,44	15	2-5	2-6	23-39	35-39	17375+
05/20/2007	@ DETROIT	W*	11-04	2-1	27P,8	8	1-5	0-7	26-37	35-39	20003
05/22/2007	DETROIT	W	12-04	4-3	44S,10,15P,26	26	1-4	2-7	29-29	35-39	17380+
05/28/2007	OTTAWA	W	13-04	3-2	19,15,32	32	0-4	2-7	32-20	35-1	17274+
05/30/2007	OTTAWA	W	14-04	1-0	26	26	0-4	0-4	31-16	35-1	17258+
06/02/2007	@ OTTAWA	L	14-05	3-5	19P,10,15	37	1-3	1-7	22-29	1-35	20500
06/04/2007	@ OTTAWA	W	15-05	3-2	19,19,17	17	0-3	1-4	21-23	35-1	20500
06/06/2007	OTTAWA	W	16-05	6-2	19P,44,32,23P,32,10	32	2-6	0-3	18-13	35-1	17372+

2006 DUCKS PLAYOFF GAME-BY-GAME

Date	Team	W/L/T/O	Record	GF- GA	Scorers	W Goal	PP	PK	SF - SA	W - L Gldtr	Attend.
04/21/2006	@ CALGARY	L*	00-01	1-2	12	25	0-5	0-5	34-40	34-30	19289
04/23/2006	@ CALGARY	W	01-01	4-3	38,27S,15,26	26	0-6	2-12	20-25	35-34	19289
04/25/2006	CALGARY	L	01-02	2-5	23P,23P	19	2-9	3-7	29-24	34-35	17174+
04/27/2006	CALGARY	W*	02-02	3-2	51,13P,21	21	1-7	0-6	30-27	35-34	17174+
04/29/2006	@ CALGARY	L	02-03	2-3	19P,44P	12	2-6	1-4	28-27	34-35	19289
05/01/2006	CALGARY	W	03-03	2-1	13,27P	27	1-9	0-5	30-22	30-34	16594
05/03/2006	@ CALGARY	W	04-03	3-0	13,24,12	13	0-2	0-4	32-22	30-34	19289
05/05/2006	COLORADO	W	05-03	5-0	26,38,13,15P,32	26	1-5	0-5	34-29	30-60	17174+
05/07/2006	COLORADO	W	06-03	3-0	51P,24,15	51	1-6	0-6	35-22	30-60	17294+
05/09/2006	@ COLORADO	W	07-03	4-3	15,15,15,15	15	0-5	0-8	39-29	30-60	18007
05/11/2006	@ COLORADO	W	08-03	4-1	22,13,76,22	13	0-3	0-5	34-41	30-60	18007
05/19/2006	EDMONTON	L	08-04	1-3	19P	83	1-8	1-5	32-26	35-30	17174+
05/21/2006	EDMONTON	L	08-05	1-3	12	34	0-5	2-3	34-25	35-30	17264+
05/23/2006	@ EDMONTON	L	08-06	4-5	21,13,38,22	34	0-7	2-8	38-22	35-30	16839
05/25/2006	@ EDMONTON	W	09-06	6-3	76,76,51P,24,15,15	24	1-8	1-7	46-23	35-35	16839
05/27/2006	EDMONTON	L	09-07	1-2	23P	14	1-11	0-6	33-25	35-35	17174+

ALL-TIME PLAYOFF GAME-BY-GAME

2003 DUCKS PLAYOFF GAME-BY-GAME

Date	Team	W/L/T/O	Record	GF- GA	Scorers	W Goal	PP	PK	SF - SA	W - L GltDr	Attend.
04/10/2003	@ DETROIT	W*	01-00	2-1	77,9	9	0-4	1-4	44-64	35-31	20058
04/12/2003	@ DETROIT	W	02-00	3-2	23,10,32	32	0-3	0-2	23-36	35-31	20058
04/14/2003	DETROIT	W	03-00	2-1	26,23	23	0-3	1-4	26-37	35-31	17174+
04/16/2003	DETROIT	W*	04-00	3-2	9,10,20	20	0-4	0-4	27-34	35-31	17174+
04/24/2003	@ DALLAS	W*	05-00	4-3	10,44S,20,39	39	0-3	0-3	54-63	35-35	18532
04/26/2003	@ DALLAS	W*	06-00	3-2	77P,44,12	12	1-6	1-2	27-31	35-35	18532
04/28/2003	DALLAS	L	06-01	1-2	20P	26	1-4	1-4	32-32	35-35	17174+
04/30/2003	DALLAS	W	07-01	1-0	12P	12	1-5	0-5	22-28	35-35	17174+
05/03/2003	@ DALLAS	L	07-02	1-4	9	14	0-6	0-2	15-25	35-35	18532
05/05/2003	DALLAS	W	08-02	4-3	32P,23,24,8	8	1-3	1-3	26-29	35-35	17174+
05/10/2003	@ MINNESOTA	W*	09-02	1-0	39	39	0-1	0-5	26-39	35-35	19350
05/12/2003	@ MINNESOTA	W	10-02	2-0	34S,44S	34	0-3	0-3	22-24	35-30	19344
05/14/2003	MINNESOTA	W	11-02	4-0	20,9,23,9	20	0-4	0-4	32-35	35-30	17174+
05/16/2003	MINNESOTA	W	12-02	2-1	77P,77P	77	2-3	1-4	28-25	35-30	17174+
05/27/2003	@ NEW JERSEY	L	12-03	0-3	-	12	0-2	0-1	16-30	30-35	19040
05/29/2003	@ NEW JERSEY	L	12-04	0-3	-	26	0-3	1-4	16-25	30-35	19040
05/31/2003	NEW JERSEY	W*	13-04	3-2	11,8,24	24	0-2	0-4	33-31	35-30	17174+
06/02/2003	NEW JERSEY	W*	14-04	1-0	32	32	0-1	0-3	26-26	35-30	17174+
06/05/2003	@ NEW JERSEY	L	14-05	3-6	39,20,26	20	0-1	0-4	23-37	30-35	19040
06/07/2003	NEW JERSEY	W	15-05	5-2	20,20,32P,9,39	32	2-8	1-3	24-28	35-30	17174+
06/09/2003	@ NEW JERSEY	L	15-06	0-3	-	16	0-1	0-2	24-25	30-35	19040

1999 DUCKS PLAYOFF GAME-BY-GAME

Date	Team	W/L/T/O	Record	GF- GA	Scorers	W Goal	PP	PK	SF - SA	W - L GltDr	Attend.
04/21/1999	@ DETROIT	L	00-01	3-5	16P,9,8	17	1-5	1-6	29-37	30-35	19983
04/23/1999	@ DETROIT	L	00-02	1-5	8P	14	1-5	3-9	31-36	30-31	19983
04/25/1999	DETROIT	L	00-03	2-4	16P,23P	19	2-6	2-6	24-24	30-31	17,174+
04/27/1999	DETROIT	L	00-04	0-3	-	96	0-4	1-2	31-38	30-31	17,174+

1997 DUCKS PLAYOFF GAME-BY-GAME

Date	Team	W/L/T/O	Record	GF- GA	Scorers	W Goal	PP	PK	SF - SA	W - L GltDr	Attend.
04/16/1997	PHOENIX	W	01-00	4-2	8P,9,8,9	8	1-3	1-5	29-31	31-35	17,174+
04/18/1997	PHOENIX	W	02-00	4-2	15P,36P,36,8	36	2-7	1-3	35-38	31-35	17,174+
04/20/1997	@ PHOENIX	L	02-01	1-4	9P	34	1-7	0-6	31-26	35-31	16210
04/22/1997	@ PHOENIX	L	02-02	0-2	-	21	0-4	0-3	32-25	35-31	16210
04/24/1997	PHOENIX	L	02-03	2-5	8,8P	27	1-2	0-2	32-24	35-31	17,174+
04/27/1997	@ PHOENIX	W*	03-03	3-2	9P,23,9	9	1-4	1-5	39-21	35-31	16210
04/29/1997	PHOENIX	W	04-03	3-0	33,20,14	33	0-2	0-1	26-31	35-31	17,174+
05/02/1997	@ DETROIT	L	04-04	1-2	9P	20	1-3	0-5	20-30	29-31	19983
05/04/1997	@ DETROIT	L	04-05	2-3	17,8	13	0-2	1-5	22-34	29-35	19983
05/05/1997	DETROIT	L	04-06	3-5	9P,8P,13	91	2-3	2-5	23-49	29-35	17,174+
05/08/1997	DETROIT	L	04-07	2-3	14,23P	14	1-3	0-4	37-73	29-35	17,174+

DUCKS PLAYOFF RECORDS

INDIVIDUAL

MOST GOALS

Career.....	26	Teemu Selanne, 1996-01 & 2005-09 (71 games)
Playoff Season.....	10	Andy McDonald, 2007 (21 games)
Series.....	6	Joffrey Lupul, 2006 CSF vs. COL (4 games)
Game.....	4	Joffrey Lupul, Game 3 of CSF on May 9, 2006 @ COL
Period.....	2	Six times: Paul Kariya, second period of Game 3 of WCF, May 14, 2003 vs. MIN; Steve Rucchin, first period of Game 6 of SCF, June 7, 2003 vs. NJ; Joffrey Lupul, second period of Game 3 of CSF, May 9, 2006 @ COL; Andy McDonald (twice) first period of Game 1 of CSF on Apr. 25, 2007 vs. VAN & first period of Game 4 of SCF on June, 4, 2007 @ OTT; Bobby Ryan, second period of Game 4 of CQF, April 23, 2009

MOST ASSISTS

Career.....	31	Ryan Getzlaf, 2005-09 (56 games)
Playoff Season.....	14	Ryan Getzlaf, 2009 (13 games)
Series.....	8	Ryan Getzlaf, 2009 CSF vs. DET (7 games)
Game.....	3	Four times: Steve Rucchin, Game 1 of CQF, Apr. 21, 1999 @ DET; Petr Sykora, Game 2 of CSF, Apr. 26, 2003 @ DAL; Dustin Penner, Game 3 of CSF, May 9, 2006 @ COL; Chris Kunitz, Game 1 of CSF, Apr. 25, 2007 vs. VAN
Period.....	3	Chris Kunitz, first period of Game 1 of CSF, Apr. 25, 2007 vs. VAN

MOST POINTS

Career.....	53	Teemu Selanne (26-27=53), 1996-01 & 2005-09 (71 games)
Playoff Season.....	18	Ryan Getzlaf (4-14=18), 2009 (13 games)
Series.....	10	Two times: Corey Perry (5-5=10), 2009 CSF vs. DET (7 games); Ryan Getzlaf (2-8=10), 2009 CSF vs. DET (7 games)
Game.....	4	Two times: Joffrey Lupul (4-0=4), Game 3 of CSF on May 9, 2006 @ COL; Andy McDonald (3-1=4), Game 1 of CSF on Apr. 25, 2007 vs. VAN
Period.....	3	Three times: Teemu Selanne (1-2=3), second period of Game 1 of CSF, May 5, 2006 vs. COL; Chris Kunitz (0-3=3), first period of Game 1 of CSF, Apr. 25, 2007 vs. VAN; Andy McDonald (2-1=3), first period of Game 1 of CSF, Apr. 25, 2007 vs. VAN

MOST GAMES

Career.....	73	Rob Niedermayer, 2002-09
Playoff Season.....	21	17 players in 2003 & 11 players in 2007

MOST SHOTS

Career.....	209	Teemu Selanne, 1996-01 & 2005-09 (71 games)
Playoff Season.....	64	Andy McDonald, 2007 (21 games)
Series.....	40	Paul Kariya, 1997 CQF vs. PHX (7 games)
Game.....	11	Paul Kariya, Game 2 of CSF, May 4, 1997 @ DET
Period.....	5	Three times: last, Andy McDonald, in second period of Game 4 of CQF on Apr. 27, 2006 vs. CGY

MOST PENALTY MINUTES

Career.....	97	Corey Perry, 2005-09 (48 games)
Playoff Season.....	39	Rob Niedermayer, 2007 (21 games)
Series.....	30	Stu Grimson, 1999 CQF vs. DET (3 games)
Game.....	20	Brad May, Game 4 of CQF, Apr. 17, 2007 @ MIN
Period.....	20	Brad May, third period of Game 4 of CQF on Apr. 17, 2007 @ MIN

DUCKS PLAYOFF RECORDS

LONGEST PLAYOFF SCORING STREAKS

Point Streak.....	8 games	Ryan Getzlaf (2-12=14), Apr. 21-May 7, 2009
Goal Streak.....	4 games	Corey Perry (4-1=5), Apr. 23-May 1, 2009
Assist Streak.....	8 games	Ryan Getzlaf (2-12=14), Apr. 21-May 7, 2009

MOST MINUTES PLAYED (GOALIES)

Career.....	3167	Jean-Sebastien Giguere, 2003-09 (52 games)
Playoff Season.....	1407	Jean-Sebastien Giguere, 2003 (21 games)
Series.....	442	Jonas Hiller, 2009 CSF vs. DET (7 games)
Game.....	140:48	Jean-Sebastien Giguere, Game 1 of CSF on Apr. 24, 2003 vs. DAL (5 OT)

MOST SHUTOUTS

Career.....	6	Jean-Sebastien Giguere, 2003-09 (51 games)
Playoff Season.....	5	Jean-Sebastien Giguere, 2003 (21 games)
Series.....	3	Jean-Sebastien Giguere, 2003 WCF vs. MIN (4 games)

MOST SAVES

Career.....	1363	Jean-Sebastien Giguere, 2003-09 (52 games)
Playoff Season.....	659	Jean-Sebastien Giguere, 2003 (21 games)
Series.....	274	Jonas Hiller, 2009 CSF vs. DET (7 games)
Game.....	70	Mikhail Shtalenkov, Game 4 of CSF, May 8, 1997 vs. DET (2 OT)
Period.....	21	Mikhail Shtalenkov, second period of Game 3 of CSF, May 6, 1997 vs. DET
Overtime.....	20	Jean-Sebastien Giguere, first OT period of Game 1 of CQF, Apr. 10, 2003 @ DET

MOST SHOTS FACED

Career.....	1473	Jean-Sebastien Giguere, 2003-09 (52 games)
Playoff Season.....	697	Jean-Sebastien Giguere, 2003 (21 games)
Series.....	294	Jonas Hiller, 2009 CSF vs. DET (7 games)
Game.....	73	Mikhail Shtalenkov, Game 4 of CSF, May 8, 1997 vs. DET (2 OT)
Period.....	23	Mikhail Shtalenkov, second period of Game 3 of CSF, May 6, 1997 vs. DET
Overtime.....	20	Jean-Sebastien Giguere, first OT period of Game 1 of CQF, Apr. 10, 2003 @ DET

LOWEST GOALS-AGAINST-AVERAGE

Career.....	1.68	Ilya Bryzgalov, 2006-07 (16 games)
Playoff Season.....	1.46	Ilya Bryzgalov, 2006 (11 games)
Series.....	0.22	Jean-Sebastien Giguere, 2003 WCF vs. MIN (4 games)

HIGHEST SAVE PERCENTAGE

Career.....	.943	Jonas Hiller, 2009 (13 games)
Playoff Season.....	.945	Jean-Sebastien Giguere, 2003 (21 games)
Series.....	.992	Jean-Sebastien Giguere, 2003 WCF vs. MIN (4 games), stopped 122-of-123 shots

GOALTENDING STREAKS

Most consecutive games played.....	21	Jean-Sebastien Giguere, Apr. 10, 2003-June 9, 2003
Most consecutive starts.....	21	Jean-Sebastien Giguere, Apr. 10, 2003-June 9, 2003
Most consecutive shutouts.....	3	Two times: Jean-Sebastien Giguere, Game 1 of WCF on May 10, 2003 @ MIN, Game 2 of WCF on May 12, 2003 @ MIN, Game 3 of WCF on May 14, 2003 vs. MIN; Ilya Bryzgalov, Game 7 of CQF on May 3, 2006 vs. CGY, Game 1 of CSF on May 5, 2006 vs. COL, Game 2 of CSF on May 7, 2006 vs. COL
Longest winning streak.....	6 games	Two times: Jean-Sebastien Giguere, Apr. 10, 2003-Apr. 26, 2003; Ilya Bryzgalov, May 1, 2006-May 11, 2006
Longest losing streak.....	3 games	Four times: last, Ilya Bryzgalov, May 19, 2006-May 23, 2006
Longest shutout sequence.....	249:15	Ilya Bryzgalov, Game 7 of CQF on May 3, 2006 vs. CGY through Game 2 of CSF on May 7, 2006 vs. COL, spanning 5 games

DUCKS PLAYOFF RECORDS

TEAM

MOST GOALS

Playoff Season	58	2007 (21 games)
Series	18	2009 CQF vs. SJ (6 games)
Game	6	Two times: Game 4 of WCF, May 25, 2006 @ EDM; Game 5 of SCF, June 6, 2007 vs. OTT
Period	4	Two times: second period of Game 1 of CSF, May 5, 2006 vs. COL; third period of Game 3 of WCF, May 23, 2006 @ EDM

MOST SHOTS

Playoff Season	698	2007 (21 games)
Series	222	1997 CQF vs. PHX (7 games)
Game	63	Game 5 of CSF, May 3, 2007 vs. VAN
Period	25	First period of Game 4 of WCF, May 25, 2006 @ EDM
Overtime Period	13	First OT period of Game 2 of CSF, May 4, 1997 @ DET

MOST PENALTY MINUTES

Playoff Season	399	2007 (21 games)
Series	125	2006 CQF vs. CGY (7 games)
Game	54	Game 4 of CQF, Apr. 17, 2007 @ MIN
Period	48	Third period of Game 4 of CQF, Apr. 17, 2007 @ MIN

FEWEST SHOTS

Playoff Season	115	1999 (4 games)
Series	108	2003 WCF vs. MIN (4 games)
Game	15	Two times: Game 5 of CSF, May 3, 2003 @ DAL; Game 3 of CQF, Apr. 15, 2008 @ DAL
Period	2	Three times: second period of Game 2 of SCF, May 29, 2003 @ NJ; second period of Game 3 of WCF, May 15, 2007 vs. DET; first period of Game 4 of SCF, June 4, 2007 @ OTT
Overtime Period	0	First OT period of Game 1 of CSF, May 2, 1997 @ DET

OPPONENTS INDIVIDUAL PLAYOFF RECORDS

MOST GOALS

Series	6	Two times: Keith Tkachuk, 1997 CQF vs. PHX (7 games), Johan Franzen, 2009 CSF vs. DET (7 games)
Game	3	Steve Yzerman, Game 1 of CQF on Apr. 21, 1999 @ DET
Period	2	Nine times: last, Marian Hossa, second period of Game 4 of CSF on May 7, 2009 vs. DET

MOST ASSISTS

Series	7	Two times: Cliff Ronning, 1997 CQF vs. PHX (7 games) Henrik Zetterberg, 2009 CSF vs. DET (7 games)
Game	3	Three times: last, Mikael Samuelsson, Game 6 of WCF on May 22, 2007 vs. DET
Period	3	Mikael Samuelsson, Game 6 of WCF on May 22, 2007 vs. DET

MOST POINTS

Series	10	Henrik Zetterberg (3-7=10), 2009 CSF vs. DET (7 games)
Game	3	Several times
Period	3	Two times: last, Mikael Samuelsson (0-3=3), third period of Game 6 of WCF on May 22, 2007 vs. DET

DUCKS PLAYOFF RECORDS

MOST SHOTS

Series	37	Keith Tkachuk, 1997 CQF vs. PHX (7 games)
Game	13	Nicklas Lidstrom, Game 4 of CSF, May 8, 1997 vs. DET (2 OT)
Period	6	Nicklas Lidstrom, second period of Game 3 of CSF, May 6, 1997 vs. DET

MOST PENALTY MINUTES

Series	29	Dan Hinote, 2006 CSF vs. COL (4 games)
Game	27	Dan Hinote, Game 1 of CST, May 5, 2006 vs. COL
Period	27	Dan Hinote, third period of Game 1 of CSF, May 5, 2006 vs. COL

MOST MINUTES PLAYED (GOALIES)

Series	459	Chris Osgood, 2007 CSF vs. DET (7 games)
Game	140:48	Marty Turco, Game 1 of CSF, Apr. 24, 2003 @ DAL (5 OT)

MOST SHUTOUTS

Series	3	Martin Brodeur, 2003 SCF vs. NJ
--------------	---	---------------------------------

MOST SAVES

Series	207	Nikolai Khabibulin, 1997 CQF vs. PHX (7 games)
Game	56	Roberto Luongo, Game 5 of CSF, May 3, 2007 vs. VAN (2 OT)
Period	22	Dwayne Roloson, first period of Game 4 of WCF, May 25, 2006 @ EDM
Overtime Period	13	Mike Vernon, first OT period of Game 2 of CSF, May 4, 1997

MOST SHOTS FACED

Series	222	Nikolai Khabibulin, 1997 CQF vs. PHX (7 games)
Game	58	Roberto Luongo, Game 5 of CSF, May 3, 2007 vs. VAN (2 OT)
Period	25	Dwayne Roloson, first period of Game 4 of WCF, May 25, 2006 @ EDM
Overtime Period	13	Mike Vernon, first OT period of Game 2 of CSF, May 4, 1997

LOWEST GOALS-AGAINST-AVERAGE

Series	1.37	Manny Fernandez, 2003 WCF vs. MIN (3 games)
--------------	------	---

OPPONENTS TEAM RECORDS

MOST GOALS

Series	22	2009 CSF vs. DET (7 games)
Game	6	Two times: Game 5 of SCF, June 5, 2003 @ NJ; Game 4 of CSF, May 7, 2009 vs. DET
Period	4	Three times: first period of Game 2 of CQF, Apr. 23, 1999 @ DET; third period of Game 3 of WCF, May 23, 2006 @ EDM; third period of Game 6 of CQF, Apr. 20, 2008 @ DAL

MOST SHOTS

Series	294	2009 CSF vs. DET (7 games)
Game	73	Game 4 of CSF, May 8, 1997 vs. DET (2 OT)
Period	23	Second period of Game 3 of CSF, May 6, 1997 vs. DET
Overtime Period	20	First OT period of Game 1 of CQF, Apr. 10, 2003 @ DET

MOST PENALTY MINUTES

Series	127	2006 CQF vs. CGY (7 games)
Game	52	Game 1 of CSF, May 5, 2006 vs. COL
Period	27	Third period of Game 1 of CSF, May 5, 2006 vs. COL

DUCKS PLAYOFF RECORDS

FEWEST SHOTS

Series	101	2007 SCF vs. OTT (5 games)
Game	13	Game 5 of SCF, June 6, 2007 vs. OTT
Period	3	Four times: last, first period of Game 5 of SCF, June 6, 2007 vs. OTT
Overtime Period	0	Three times: Game 4 of CQF, Apr. 27, 2006 vs. CGY; Game 4 of CSF, May 1, 2007 @ VAN; Game 2 of CSF, May 3, 2009 @ DET (3OT)

TWO-TEAM SINGLE-GAME HIGHS & LOWS

MOST GOALS

Game	9	Four times: Game 5 of SCF, ANA (3) @ NJ (6), June 5, 2003; Game 3 of WCF, ANA (4) @ EDM (5), May 23, 2006; Game 4 of WCF, ANA (6) @ EDM (3), May 25, 2006; Game 4 of CSF, DET (6) @ ANA (3), May 7, 2009
Period	8	Third period of Game 4 of WCF, ANA (4) @ EDM (4), May 23, 2006

MOST SHOTS

Game	122	Game 2 of CSF, ANA (51) vs. DET (71), May 4, 1997 (3 OT)
Period	33	Three times: second period of Game 5 of CQF, ANA (22) vs. MIN (11), Apr. 19, 2007; second period of Game 2 of CSF, ANA (17) vs. VAN (16), Apr. 27, 2007; second period of Game 4 of CSF, DET (20) vs. ANA (13), May 7, 2009
Overtime Period	26	Two times: first and second periods of Game 2 of CSF, May 4, 1997 @ DET

MOST PENALTY MINUTES

Game	90	Game 3 of CQF, ANA (45) @ PHX (45), Apr. 20, 1997
Period	62	Third period of Game 4 of CQF, ANA (48) @ MIN (14), Apr. 17, 2007

FEWEST GOALS

Game	1	Four times: Game 4 of CSF, ANA (1) vs. DAL (0), Apr. 30, 2003; Game 1 of WCF, ANA (1) @ MIN (0), May 10, 2003 (2 OT); Game 4 of SCF, ANA (1) vs. NJ (0), June 2, 2003 (OT); Game 2 of SCF, ANA (1) vs. OTT (0), May 30, 2007
------------	---	--

FEWEST SHOTS

Game	31	Game 5 of SCF, ANA (18) vs. OTT (13), June 6, 2007
Period	8	Two times: second period of Game 2 of SCF, ANA (2) @ NJ (6), May 29, 2003; first period of Game 5 of SCF, ANA (5) vs. OTT (3), June 6, 2007
Overtime Period	1	Three times: first OT period of Game 2 of CSF, ANA (0) @ DET (1), May 2, 1997; fifth OT period of Game 1 of CSF, ANA (1) @ DAL (0), Apr. 24, 2003; first OT period in Game 2 of CSF, ANA (1) @ DAL (0), Apr. 26, 2003; first OT period of Game 4 of CQF, ANA (3) vs. CGY (2), Apr. 27, 2006

FEWEST POWER PLAY OPPORTUNITIES

Game	3	Three times: Game 7 of CQF, ANA (0-2) vs. PHX (0-1), Apr. 29, 1997; Game 1 of SCF, ANA (0-2) @ NJ (1-1), May 27, 2003; Game 7 of SCF, ANA (0-1) @ NJ (0-2), June 9, 2003
------------	---	--

FEWEST PENALTY MINUTES

Game	6	Three times: Game 7 of CQF, ANA (2) vs. PHX (4), Apr. 29, 1997; Game 1 of SCF, ANA (2) @ NJ (4), May 27, 2003; Game 7 of SCF, ANA (4) @ NJ (2), June 9, 2003
------------	---	--



THE NHL



ATLANTA THRASHERS



Philips Arena
 One Philips Drive
 Atlanta, GA 30303
 TEL: (404) 878-3800 | FAX: (404) 878-3765
 atlantathrashers.com

DIRECTORY

General Manager Rick Dudley
Head Coach Craig Ramsay
Associate Coach John Torchetti
Assistant Coach Mike Stothers
Senior Director of Public Relations Rob Koch



CRAIG RAMSAY

ALL-TIME SERIES NOTES

Hat Tricks

Ilya Kovalchuk - Feb. 15, 2009 at Anaheim (3-1=4)

Penalty Shots

None

Overtime Games

None

ALL-TIME SERIES SUMMARY

Season	Series Results	GF	GA	SF	SA	Power Play	Penalty Killing
1999-00	1-0-0-0 (1-0-0-0 in ANA)	4 (4.0)	1 (1.0)	36 (36.0)	28 (28.0)	1-4 (25.0)	3-3 (100.0)
2000-01	1-1-0-0 (0-1-0-0 in ANA)	7 (3.5)	6 (3.0)	59 (29.5)	72 (36.0)	4-8 (50.0)	6-8 (75.0)
2001-02	2-0-0-0 (1-0-0-0 in ANA)	9 (4.5)	1 (1.0)	74 (37.0)	46 (23.0)	1-9 (11.1)	6-6 (100.0)
2002-03	1-1-0-0 (0-1-0-0 in ANA)	6 (3.0)	5 (2.5)	63 (31.5)	53 (26.5)	1-5 (20.0)	6-8 (75.0)
2003-04	0-1-0-0 (0-0-0-0 in ANA)	2 (2.0)	6 (6.0)	37 (37.0)	37 (37.0)	0-3 (00.0)	3-4 (75.0)
2005-06	1-0-0 (1-0-0 in ANA)	2 (2.0)	1 (1.0)	28 (28.0)	21 (21.0)	1-4 (25.0)	4-4 (100.0)
2006-07	1-0-0 (0-0-0 in ANA)	2 (2.0)	1 (1.0)	32 (32.0)	35 (35.0)	1-5 (20.0)	6-7 (85.7)
2007-08	Did not play						
2008-09	0-1-0 (0-1-0 in ANA)	4 (4.0)	8 (8.0)	35 (35.0)	43 (43.0)	0-3 (0.0)	4-6 (66.7)
2009-10	0-1-0 (0-0-0 in ANA)	1 (1.0)	2 (2.0)	35 (35.0)	34 (34.0)	0-4 (0.0)	3-4 (75.0)
Totals	7-5-0 (3-3-0 in ANA)	37 (3.1)	31 (2.6)	399 (33.3)	369 (30.8)	9-45 (20.0)	41-50 (82.0)

ALL-TIME SERIES FAST FACTS

	Overall	@ Anaheim	@ Atlanta
All-Time Series:	7-5-0	3-3-0	4-2-0
Current Streak:	Two Atlanta wins	One Atlanta win	One Atlanta win
Last Win by Anaheim:	Dec. 13, 2006 (2-1)	Dec. 3, 2005 (2-1)	Dec. 13, 2006 (2-1)
Last Win by Atlanta:	Jan. 26, 2010 (2-1)	Feb. 15, 2009 (8-4)	Jan. 26, 2010 (2-1)
Last 10 games:	6-4-0	3-2-0	4-2-0
Overtime Record:	None	None	None
Longest Winning Streak:	Four games Jan. 17, 2001-Nov. 17, 2002	One game, three times Last: Dec. 3, 2005	Three games Jan. 17, 2001-Nov. 17, 2002
Longest Losing Streak:	Two games, two times Last: Feb. 15, 2009-present	One game, three times Last: Feb. 15, 2009	One game, two times Last: Jan. 26, 2010 (2-1)
Last Shutout by Anaheim:	Nov. 14, 2001 (5-0)	Nov. 14, 2001 (5-0)	None
Last Shutout by Atlanta:	None	None	None
Biggest Anaheim win:	Nov. 14, 2001 (5-0)	Nov. 14, 2001 (5-0)	Nov. 17, 2002 (5-1)
Biggest Atlanta win:	Two wins by four goals	Feb. 15, 2009 (8-4)	Dec. 5, 2003 (6-2)

BOSTON BRUINS



TD Garden
100 Legends Way
Boston, MA 02114
TEL: (617) 624-2327 | FAX: (617) 523-7184
bostonbruins.com

DIRECTORY

General Manager Peter Chiarelli
Head Coach Claude Julien
Assistant Coach Doug Houda
Assistant Coach Geoff Ward
Assistant Coach Doug Jarvis
Goaltending Coach Bob Essensa
Director of Communications Matthew Chmura



CLAUDE JULIEN

ALL-TIME SERIES NOTES

Hat Tricks

Paul Kariya - Oct. 31, 2002 at Boston (3-1=4)

Penalty Shots

Cam Neely vs. Ron Tugnutt - Oct. 15, 1993 at Anaheim (no goal)

Overtime Games

Oct. 15, 1993	1-1 tie at Anaheim	(J. Juneau-GT goal)
Feb. 21, 1996	4-3 win at Anaheim	(A. Hicks-GW goal)
Oct. 11, 2000	3-2 loss at Anaheim	(J. Thornton-GW goal)
Oct. 17, 2001	2-2 tie at Anaheim	(M. Lapointe-GW goal)
Oct. 19, 2003	4-3 loss at Anaheim	(S. Samsanov-GT goal)
Jan. 16, 2006	4-3 loss at Boston	(P. Bergeron-GW goal)

ALL-TIME SERIES SUMMARY

Season	Series Results	GF	GA	SF	SA	Power Play	Penalty Killing
1993-94	0-1-1 (0-0-1 in ANA)	4 (2.0)	6 (3.0)	35 (17.5)	79 (39.5)	0-9 (0.0)	8-9 (88.8)
1994-95	Did not play - NHL work stoppage						
1995-96	1-1-0 (1-0-0 in ANA)	6 (3.0)	10 (5.0)	51 (25.5)	67 (33.5)	0-6 (0.0)	5-6 (83.3)
1996-97	1-1-0 (0-1-0 in ANA)	6 (3.0)	7 (3.5)	52 (26.0)	75 (37.5)	1-7 (14.2)	9-9 (100.0)
1997-98	1-1-0 (0-1-0 in ANA)	3 (1.5)	3 (1.5)	49 (24.5)	60 (30.0)	1-6 (16.6)	10-10 (100.0)
1998-99	1-1-0 (1-0-0 in ANA)	4 (2.0)	2 (1.0)	60 (30.0)	52 (26.0)	3-7 (42.9)	7-8 (87.5)
1999-00	1-1-0-0 (0-1-0-0 in ANA)	6 (3.0)	5 (2.5)	56 (28.0)	50 (25.0)	2-7 (28.6)	9-10 (90.0)
2000-01	0-0-0-1 (0-0-0-1 in ANA)	2 (3.0)	3 (2.0)	30 (30.0)	28 (28.0)	1-7 (14.3)	5-8 (62.5)
2001-02	0-1-1-0 (0-0-1-0 in ANA)	4 (2.0)	6 (3.0)	54 (27.0)	78 (39.0)	1-12 (08.3)	4-6 (66.7)
2002-03	1-0-0-0 (0-0-0-0 in ANA)	4 (4.0)	1 (1.0)	23 (23.0)	27 (27.0)	2-6 (33.3)	7-7 (100.0)
2003-04	0-0-0-1 (0-0-0-1 in ANA)	3 (3.0)	4 (4.0)	29 (29.0)	30 (30.0)	2-3 (66.6)	0-1 (0.0)
2005-06	0-0-1 (0-0-0 in ANA)	3 (3.0)	4 (4.0)	28(28.0)	24 (24.0)	2-9 (22.2)	4-4 (100.0)
2006-07	Did not play						
2007-08	1-0-0 (1-0-0 in ANA)	2 (2.0)	1 (1.0)	30 (30.0)	19 (19.0)	0-2 (0.0)	6-7 (85.7)
2008-09	0-1-0 (0-0-0 in ANA)	0 (0.0)	6 (6.0)	35 (35.0)	27 (27.0)	0-3 (0.0)	2-4 (50.0)
2009-10	2-0-0 (1-0-0 in ANA)	10 (5.0)	4 (2.0)	62 (31.0)	64 (32.0)	3-6 (50.0)	8-8 (100.0)
Totals	9-8-5 (4-3-4 in ANA)	57 (2.6)	62 (2.8)	594 (27.0)	680 (30.9)	18-90 (20.0)	84-97 (86.6)

ALL-TIME SERIES FAST FACTS

	Overall	@ Anaheim	@ Boston
All-Time Series:	9-8-5	4-3-4	5-5-1
Current Streak:	Two Anaheim wins	Two Anaheim wins	One Anaheim win
Last Win by Anaheim:	Jan. 13, 2010 (4-3)	Jan. 13, 2010 (4-3)	Oct. 8, 2009 (6-1)
Last Win by Boston:	Feb. 26, 2009 (6-0)	Oct. 19, 2003 (4-3 OT)	Feb. 26, 2009 (6-0)
Last 10 games:	4-2-4	4-3-3	5-4-1
Overtime Record:	1-3-2	1-2-2	0-1-0
Longest Winning Streak:	Two games, two times Last: Oct. 8, 2009-present	Two games Oct. 10, 2007-present	Two games Dec. 9, 1996-Oct. 30, 1997
Longest Losing Streak:	Two games, three times Last: Oct. 19, 2003-Jan. 16, 2006	Two games Oct. 20, 1996-Oct. 13, 1997	Two games, two times Last: Jan. 16, 2006-Feb. 26, 2009
Last Shutout by Anaheim:	Oct. 21, 1998 (3-0)	Oct. 21, 1998 (3-0)	Oct. 30, 1997 (3-0)
Last Shutout by Boston:	Feb. 26, 2009 (6-0)	Oct. 13, 1997 (3-0)	Feb. 26, 2009 (6-0)
Biggest Anaheim win:	Oct. 8, 2009 (6-1)	Two wins by three goals	Oct. 8, 2009 (6-1)
Biggest Boston win:	Feb. 26, 2009 (6-0)	Oct. 30, 1997 (3-0)	Feb. 26, 2009 (6-0)

BUFFALO SABRES



HSBC Arena
 One Seymour H. Knox III Plaza
 Buffalo, NY 14203
 TEL: (716) 855-4100 | FAX: (716) 855-4110
 sabres.com

DIRECTORY

General Manager Darcy Regier
Head Coach Lindy Ruff
Associate Coach Brian McCutcheon
Assistant Coach James Patrick
Goaltender Coach Jim Corsi
Director of Public Relations Mike Gilbert



LINDY RUFF

ALL-TIME SERIES NOTES

Hat Tricks

Paul Kariya - Jan. 10, 1997 at Anaheim (3-1=4)
 Teemu Selanne - Jan. 1, 1999 at Buffalo (3-2=5)
 Curtis Brown - Dec. 4, 2002 at Buffalo (3-0=3)

Penalty Shots

Thomas Vanek vs. J.S. Giguere - Dec. 8, 2005 at Buffalo (goal)

Overtime Games

Mar. 8, 1996	3-2 win at Anaheim	(P. Kariya-GW goal)
Dec. 6, 1996	1-1 tie at Buffalo	(D. Plante-GT goal)
Jan. 6, 1999	3-2 loss at Anaheim	(M. Peca-GW goal)
Feb. 1, 2000	2-2 tie at Buffalo	(S. Rucchin-GT goal)
Oct. 20, 2000	2-2 tie at Buffalo	(C. Gratton-GT goal)
Dec. 8, 2005	3-2 loss at Buffalo	(M. Afinogenov-GW goal)

ALL-TIME SERIES SUMMARY

Season	Series Results	GF	GA	SF	SA	Power Play	Penalty Killing
1993-94	0-2-0 (0-1-0 in ANA)	2 (1.0)	7 (3.5)	45 (22.5)	41 (20.5)	1-7 (14.3)	11-12 (91.7)
1994-95	Did not play - NHL work stoppage						
1995-96	2-0-0 (1-0-0 in ANA)	7 (3.5)	3 (1.5)	81 (40.5)	62 (31.0)	3-12 (25.0)	13-13 (100.0)
1996-97	1-0-1 (1-0-0 in ANA)	6 (3.0)	3 (1.5)	92 (46.0)	44 (22.0)	1-10 (10.0)	10-12 (83.3)
1997-98	0-2-0 (0-1-0 in ANA)	2 (1.0)	7 (3.5)	61 (30.5)	54 (27.0)	0-7 (0.0)	8-10 (80.0)
1998-99	1-1-0 (0-1-0 in ANA)	9 (4.5)	5 (2.5)	56 (28.0)	52 (26.0)	2-6 (33.3)	7-9 (77.8)
1999-00	0-1-1-0 (0-1-0-0 in ANA)	2 (1.0)	7 (3.5)	48 (24.0)	72 (36.0)	2-9 (22.2)	8-9 (88.9)
2000-01	0-1-1-0 (0-1-0-0 in ANA)	2 (1.0)	6 (3.0)	40 (20.0)	62 (31.0)	0-5 (0.0)	8-8 (100.0)
2001-02	0-1-0-0 (0-1-0-0 in ANA)	1 (1.0)	3 (3.0)	17 (17.0)	18 (18.0)	1-4 (25.0)	3-4 (75.0)
2002-03	0-1-0-0 (0-0-0-0 in ANA)	0 (0.0)	4 (4.0)	22 (22.0)	36 (36.0)	0-5 (0.0)	4-5 (80.0)
2003-04	0-2-0-0 (0-1-0-0 in ANA)	4 (2.0)	10 (5.0)	62 (31.0)	70 (35.0)	2-5 (40.0)	4-6 (66.6)
2005-06	0-0-1 (0-0-0 in ANA)	2 (2.0)	3 (3.0)	30 (30.0)	31 (31.0)	0-4 (0.0)	1-2 (50.0)
2006-07	Did not play						
2007-08	1-0-0 (1-0-0 in ANA)	4 (4.0)	1 (1.0)	33 (33.0)	23 (23.0)	2-3 (66.7)	4-4 (100.0)
2008-09	2-0-0 (1-0-0 in ANA)	6 (3.0)	4 (2.0)	59 (29.5)	59 (29.5)	2-6 (33.3)	5-6 (83.3)
2009-10	1-0-0 (1-0-0 in ANA)	5 (5.0)	4 (4.0)	30 (30.0)	45 (45.0)	1-3 (33.3)	3-4 (75.0)
Totals	8-11-4 (5-7-0 in ANA)	52 (2.3)	67 (2.9)	676 (29.4)	669 (29.1)	17-86 (19.8)	89-104 (85.6)

ALL-TIME SERIES FAST FACTS

	Overall	@ Anaheim	@ Buffalo
All-Time Series:	8-11-4	5-7-0	3-4-4
Current Streak:	Four Anaheim wins	Three Anaheim wins	One Anaheim win
Last Win by Anaheim:	Jan. 19, 2010 (5-4)	Jan. 19, 2010 (5-4)	Feb. 24, 2009 (3-2)
Last Win by Buffalo:	Dec. 8, 2005 (3-2 OT)	Oct. 24, 2003 (5-2)	Dec. 8, 2005 (3-2 OT)
Last 10 games:	4-5-1	4-6-0	3-3-4
Overtime Record:	1-2-3	1-1-0	0-1-3
Longest Winning Streak:	Four games Dec. 5, 2007-present	Three games Dec. 5, 2007-present	One game, three times Last: Feb. 24, 2009
Longest Losing Streak:	Five games Jan. 16, 2002-Dec. 8, 2005	Six games Jan. 7, 1998-Oct. 24, 2003	Three games Dec. 4, 2002-Dec. 8, 2005
Last Shutout by Anaheim:	None	None	None
Last Shutout by Buffalo:	Dec. 4, 2002 (4-0)	Jan. 12, 2001 (4-0)	Dec. 4, 2002 (4-0)
Biggest Anaheim win:	Jan. 1, 1999 (7-2)	Two wins by three goals Jan. 17, 2000 (5-0)	Jan. 1, 1999 (7-2)
Biggest Buffalo win:	Jan. 17, 2000 (5-0)	Jan. 17, 2000 (5-0)	Two wins by four goals

CALGARY FLAMES



Pengrowth Saddledome
555 Saddledome Rise SE
Calgary, Alberta T2G 2W1
TEL: (403) 777-2177 | FAX: (403) 777-2195
calgaryflames.com

DIRECTORY

General Manager Darryl Sutter
Head Coach Brent Sutter
Assistant Coach Ryan McGill
Assistant Coach Dave Lowry
Assistant Coach Rob Cookson
Assistant Coach Jamie McLennan
Vice President of Communications Peter Hanlon



BRENT SUTTER

ALL-TIME SERIES NOTES

Hat Tricks

Paul Kariya - Feb. 19, 2001 at Anaheim (3-1=4)

Penalty Shots

Jarome Iginla vs. J.S. Giguere - Dec. 8, 2001 at Calgary (no goal)
Petr Sykora vs. Roman Turek - Dec. 29, 2002 at Calgary (no goal)
Paul Kariya vs. Jamie McLennan - Mar. 16, 2003 at Anaheim (no goal)

Overtime Games

Oct. 17, 1993 2-2 tie at Anaheim
Mar. 16, 1997 2-2 tie at Anaheim
Nov. 7, 1997 4-3 win at Calgary
Nov. 29, 1997 3-2 loss at Calgary
Apr. 5, 1998 3-3 tie at Anaheim
Feb. 16, 2000 6-5 win at Anaheim
Nov. 24, 2000 2-2 tie at Calgary
Jan. 5, 2001 4-4 tie at Calgary
Nov. 11, 2001 3-3 tie at Anaheim
Feb. 12, 2003 4-3 win at Anaheim
Mar. 16, 2003 2-2 tie at Anaheim
Feb. 11, 2009 3-2 win at Calgary
Nov. 23, 2009 3-2 win at Anaheim

(J. Nieuwendyk-GT goal)
(D. Gagner-GT goal)
(S. Young-GW goal)
(S. McCarthy-GW goal)
(T. Green-GT goal)
(O. Tverdovsky-GW goal)
(J. Iginla-GT goal)
(T. Selanne-GT goal)
(D. Lovry-GT goal)
(M. Leclerc-GW goal)
(P. Sykora-GT goal)
(S. Niedermayer-GW goal)
(T. Selanne-SO winner)

ALL-TIME SERIES SUMMARY

Season	Series Results	GF	GA	SF	SA	Power Play	Penalty Killing
1993-94	1-4-1 (0-2-1 in ANA)	12 (2.0)	19 (3.2)	160 (26.7)	197 (32.8)	3-28 (10.7)	19-22 (86.4)
1994-95	3-2-0 (2-1-0 in ANA)	15 (3.0)	13 (2.6)	136 (27.2)	157 (31.4)	2-28 (7.1)	17-20 (85.0)
1995-96	3-2-0 (1-1-0 in ANA)	16 (3.2)	12 (2.4)	129 (25.8)	160 (32.0)	6-30 (20.0)	24-28 (85.7)
1996-97	1-4-1 (1-1-1 in ANA)	14 (2.3)	17 (2.8)	171 (28.5)	190 (31.7)	2-24 (8.3)	15-22 (86.4)
1997-98	2-2-1 (1-1-1 in ANA)	16 (3.2)	15 (3.0)	132 (26.4)	168 (33.6)	3-24 (12.5)	14-18 (77.8)
1998-99	2-2-0 (1-1-0 in ANA)	10 (2.5)	9 (2.3)	124 (31.0)	111 (27.8)	4-17 (23.5)	17-19 (89.5)
1999-00	2-2-0-0 (2-0-0-0 in ANA)	10 (2.5)	13 (3.3)	120 (30.0)	113 (28.3)	4-22 (18.2)	11-17 (64.7)
2000-01	2-0-2-0 (1-0-1-0 in ANA)	18 (4.5)	11 (2.8)	108 (27.0)	106 (26.5)	8-20 (40.0)	16-19 (84.2)
2001-02	2-1-1-0 (1-0-1-0 in ANA)	11 (2.8)	7 (1.8)	112 (28.0)	93 (23.25)	4-22 (18.1)	12-13 (93.2)
2002-03	2-1-1-0 (1-0-1-0 in ANA)	11 (2.8)	11 (2.8)	109 (27.3)	129 (32.3)	2-16 (12.5)	13-17 (76.5)
2003-04	1-3-0-0 (1-1-0-0 in ANA)	8 (2.0)	14 (3.5)	113 (28.3)	96 (24.0)	4-18 (22.2)	16-22 (72.7)
2005-06	2-2-0 (2-0-0 in ANA)	9 (2.3)	10 (2.5)	129 (32.3)	107 (26.8)	7-29 (24.1)	16-22 (72.7)
2006-07	2-2-0 (2-0-0 in ANA)	11 (2.8)	10 (2.5)	141 (35.3)	90 (22.5)	4-18 (22.2)	15-17 (88.2)
2007-08	3-1-0 (2-0-0 in ANA)	14 (3.5)	9 (2.3)	119 (29.8)	122 (30.5)	7-15 (46.7)	15-19 (78.9)
2008-09	3-1-0 (2-0-0 in ANA)	11 (2.8)	9 (2.3)	135 (33.8)	118 (29.5)	1-9 (11.1)	16-18 (88.9)
2009-10	2-2-0 (2-0-0 in ANA)	10 (2.5)	12 (3.0)	107 (26.8)	146 (36.5)	1-8 (12.5)	10-11 (90.9)
Totals	33-31-7 (22-8-6 in ANA)	196 (2.8)	191 (2.7)	2045 (28.8)	2103 (29.6)	62-330 (18.8)	246-304 (80.9)

ALL-TIME SERIES FAST FACTS

	Overall	@ Anaheim	@ Calgary
All-Time Series:	33-31-7	22-8-6	11-23-1
Current Streak:	Two Calgary wins	11 Anaheim wins	Two Calgary wins
Last Win by Anaheim:	Jan. 17, 2010 (5-4)	Jan. 17, 2010 (5-4)	Feb. 7, 2009 (2-1)
Last Win by Calgary:	Mar. 23, 2010 (3-1)	Jan. 19, 2004 (5-1)	Mar. 23, 2010 (3-1)
Last 10 games:	7-3-0	10-0-0	2-8-0
Overtime Record:	5-1-7	4-0-6	1-1-1
Longest Winning Streak:	Six games	11 games	Three games
	Mar. 15, 1995-Jan. 5, 1996	Oct. 26, 2006-present	Mar. 15, 1995-Jan. 5, 1996
Longest Losing Streak:	Five games	Three games	Six games
	Feb. 2, 1994-Feb. 26, 1995	Feb. 2, 1994-Feb. 26, 1995	Feb. 1, 2004-Jan. 19, 2007
Last Shutout by Anaheim:	Dec. 8, 2001 (4-0)	Dec. 20, 1996 (7-0)	Dec. 8, 2001 (4-0)
Last Shutout by Calgary:	Nov. 10, 2006 (3-0)	Apr. 11, 1994 (3-0)	Nov. 10, 2006 (3-0)
Biggest Anaheim win:	Dec. 20, 1996 (7-0)	Dec. 20, 1996 (7-0)	Feb. 9, 1995 (5-0)
Biggest Calgary win:	Feb. 9, 1997 (6-1)	Feb. 19, 2004 (5-1)	Feb. 9, 1997 (6-1)

CAROLINA HURRICANES



RBC Center
 1400 Edwards Mill Rd.
 Raleigh, NC 27607
 TEL: (919) 467-7825 | FAX: (919) 462-0123
 carolinahurricanes.com

DIRECTORY

President/General Manager Jim Rutherford
Head Coach Paul Maurice
Associate Head Coach Ron Francis
Assistant Coach Tom Rowe
Assistant Coach Tom Barrasso
Director of Media Relations Mike Sundheim



PAUL MAURICE

ALL-TIME SERIES NOTES

Hat Tricks

Jeff O'Neill - Jan. 31, 1997 at Anaheim (3-0=3)
 Kevyn Adams - Dec. 6, 2005 at Anaheim (3-0=3)

Penalty Shots

None

Overtime Games

Nov. 11, 1998	5-4 win at Anaheim	(S. Rucchin-GW goal)
Jan. 7, 2000	4-4 tie at Carolina	(G. Wesley-GT goal)
Feb. 11, 2001	2-2 tie at Anaheim	(M. Leclerc-GT goal)

ALL-TIME SERIES SUMMARY

Season	Series Results	GF	GA	SF	SA	Power Play	Penalty Killing
1993-94	2-0-0 (1-0-0 in ANA)	9 (4.5)	5 (2.5)	72 (36.0)	67 (33.5)	1-8 (12.5)	10-11 (90.9)
1994-95	Did not play - NHL work stoppage						
1995-96	0-2-0 (0-1-0 in ANA)	5 (2.5)	7 (3.5)	61 (30.5)	59 (29.5)	2-17 (11.8)	14-15 (93.3)
1996-97	1-1-0 (1-0-0 in ANA)	7 (3.5)	7 (3.5)	67 (33.5)	74 (37.0)	1-5 (20.0)	4-7 (57.1)
1997-98	0-2-0 (0-1-0 in ANA)	2 (1.0)	5 (2.5)	48 (24.0)	58 (29.0)	0-8 (0.0)	12-12 (100.0)
1998-99	1-1-0 (1-0-0 in ANA)	6 (3.0)	7 (3.5)	72 (36.0)	65 (32.5)	1-8 (12.5)	6-7 (85.7)
1999-00	0-0-1-0 (0-0-0-0 in ANA)	4 (4.0)	4 (4.0)	26 (26.0)	43 (43.0)	1-2 (50.0)	5-5 (100.0)
2000-01	0-1-1-0 (0-0-1-0 in ANA)	2 (1.0)	6 (3.0)	61 (30.5)	48 (24.0)	0-10 (0.0)	9-12 (25.0)
2001-02	0-1-0-0 (0-1-0-0 in ANA)	1 (1.0)	4 (4.0)	20 (20.0)	28 (28.0)	0-5 (0.0)	5-5 (100.0)
2002-03	2-0-0-0 (1-0-0-0 in ANA)	6 (3.0)	1 (5.0)	44 (22.0)	57 (28.5)	1-8 (12.5)	9-9 (100.0)
2003-04	2-0-0-0 (1-0-0-0 in ANA)	6 (3.0)	3 (1.5)	74 (37.0)	42 (21.0)	2-11 (18.2)	7-8 (87.5)
2005-06	0-1-0 (0-1-0 in ANA)	2 (2.0)	6 (6.0)	37 (37.0)	31 (31.0)	0-4 (0.0)	4-5 (80.0)
2006-07	0-1-0 (0-0-0 in ANA)	2 (2.0)	4 (4.0)	27 (27.0)	27 (27.0)	1-6 (16.7)	3-6 (50.0)
2007-08	Did not play						
2008-09	1-1-0 (0-1-0 in ANA)	5 (2.5)	4 (2.0)	60 (30.0)	61 (30.5)	1-8 (12.5)	8-8 (100.0)
2009-10	1-0-0 (1-0-0 in ANA)	3 (3.0)	2 (2.0)	33 (33.0)	30 (30.0)	1-2 (50.0)	3-3 (100.0)
Totals	10-11-2 (6-5-1 in ANA)	60 (2.6)	65 (2.8)	702 (30.5)	690 (30.0)	12-102 (11.7)	99-113 (87.6)

ALL-TIME SERIES FAST FACTS

	Overall	@ Anaheim	@ Carolina/Hartford
All-Time Series:	10-11-2	6-5-1	4-6-1
Current Streak:	Two Anaheim wins	One Anaheim win	One Anaheim win
Last Win by Anaheim:	Nov. 25, 2009 (3-2)	Nov. 25, 2009 (3-2)	Nov. 30, 2008 (4-1)
Last Win by Carolina:	Oct. 19, 2008 (3-1)	Oct. 19, 2008 (3-1)	Dec. 29, 2006 (4-2)
Last 10 games:	6-4-0	5-4-1	3-6-1
Overtime Record:	1-0-2	1-0-1	0-0-1
Longest Winning Streak:	Four games Feb. 9, 2003-Feb. 4, 2004	Two games Feb. 9, 2003-Feb. 4, 2004	Two games Feb. 23, 2003-Dec. 31, 2003
Longest Losing Streak:	Three games, two times Last Dec. 6, 2005-Oct. 19, 2008	Two games Dec. 6, 2005-Oct. 19, 2008	Five games Oct. 11, 1995-Jan. 14, 2001
Last Shutout by Anaheim:	Feb. 23, 2003 (4-0)	None	Feb. 23, 2003 (4-0)
Last Shutout by Carolina:	Jan. 14, 2001 (4-0)	None	Jan. 14, 2001 (4-0)
Biggest Anaheim win:	Feb. 23, 2003 (4-0)	Two wins by three goals	Feb. 23, 2003 (4-0)
Carolina win:	Two wins by four goals	Dec. 6, 2005 (6-2)	Jan. 14, 2001 (4-0)

CHICAGO BLACKHAWKS



United Center
1901 W. Madison Street
Chicago, IL 60612
TEL: (312) 455-7000 | FAX: (312) 455-7041
chicagoblackhawks.com

DIRECTORY

Vice President/General Manager Stan Bowman
Head Coach Joel Quenneville
Assistant Coach Mike Haviland
Assistant Coach Mike Kitchen
Goaltending Coach Stephane Waite
Director of Media Relations Brandon Faber



JOEL QUENNEVILLE

ALL-TIME SERIES NOTES

Hat Tricks

Teemu Selanne - Feb. 24, 2008 at Anaheim (3-2-5)

Penalty Shots

Tony Amonte vs. Guy Hebert - Feb. 1, 1998 at Anaheim (no goal)
Alexei Zhamnov vs. Steve Shields - Dec. 30, 2001 at Chicago (no goal)

Overtime Games

Nov. 24, 1995 5-4 loss at Anaheim
Mar. 24, 1996 2-2 tie at Chicago
Apr. 1, 1997 3-3 tie at Anaheim
Feb. 1, 1998 4-3 win at Anaheim
Oct. 21, 1999 5-5 tie at Chicago
Mar. 15, 2002 1-1 tie at Anaheim
Oct. 26, 2003 1-1 tie at Anaheim
Nov. 17, 2006 4-3 loss at Anaheim (SO)
Mar. 3, 2009 3-2 loss at Chicago

(B. Sutter-GW goal)
(A. Hicks-GT goal)
(S. Rucchin-GT goal)
(T. Selanne-GW goal)
(T. Selanne-GT goal)
(S. Sullivan-GT goal)
(J. Lupul-GT goal)
(T. Ruutu-SO winner)
(M. Havlat-GW goal)

ALL-TIME SERIES SUMMARY

Season	Series Results	GF	GA	SF	SA	Power Play	Penalty Killing
1993-94	1-4-0 (0-2-0 in ANA)	10 (0.7)	13 (2.6)	129 (25.8)	146 (29.2)	2-20 (10.0)	14-16 (87.5)
1994-95	1-3-0 (1-1-0 in ANA)	5 (1.3)	12 (3.0)	84 (21.0)	126 (31.5)	0-19 (0.0)	12-16 (75.0)
1995-96	0-3-1 (0-2-0 in ANA)	7 (1.8)	14 (3.5)	81 (20.3)	138 (34.5)	3-23 (13.0)	17-22 (77.3)
1996-97	3-0-1 (1-0-1 in ANA)	11 (2.8)	6 (1.5)	104 (26.0)	111 (27.8)	4-17 (23.5)	13-15 (86.7)
1997-98	2-2-0 (1-1-0 in ANA)	7 (1.8)	11 (2.8)	113 (28.3)	128 (32.0)	0-24 (0.0)	15-18 (83.3)
1998-99	3-1-0 (2-0-0 in ANA)	13 (3.3)	8 (2.0)	102 (25.5)	106 (26.5)	3-17 (17.6)	18-21 (85.7)
1999-00	3-1-1-0 (2-0-0-0 in ANA)	17 (3.4)	15 (3.0)	139 (27.8)	130 (30.0)	5-20 (25.0)	16-19 (84.2)
2000-01	2-2-0-0 (1-1-0-0 in ANA)	11 (2.8)	9 (2.3)	86 (21.5)	137 (34.3)	3-10 (30.0)	17-19 (89.4)
2001-02	1-2-1-0 (1-0-1-0 in ANA)	8 (2.0)	7 (1.8)	110 (27.5)	129 (32.3)	2-19 (10.5)	11-13 (84.6)
2002-03	4-0-0-0 (2-0-0-0 in ANA)	16 (4.0)	10 (2.5)	112 (28.0)	128 (32.0)	4-15 (26.6)	12-12 (100.0)
2003-04	2-1-1-0 (1-0-1-0 in ANA)	11 (2.8)	9 (2.3)	123 (30.1)	124 (31.0)	3-17 (17.6)	17-20 (85.0)
2005-06	4-0-0 (2-0-0 in ANA)	14 (3.5)	6 (1.5)	111 (27.8)	121 (30.3)	3-30 (10.0)	23-24 (95.8)
2006-07	3-0-1 (1-0-1 in ANA)	14 (3.5)	7 (1.8)	116 (29.0)	92 (23.0)	6-28 (21.4)	14-17 (82.4)
2007-08	3-1-0 (2-0-0 in ANA)	13 (3.3)	10 (2.5)	101 (25.3)	123 (30.8)	4-25 (16.0)	19-22 (86.4)
2008-09	1-2-1 (1-1-0 in ANA)	7 (1.8)	10 (2.5)	119 (29.8)	131 (32.8)	2-9 (22.2)	10-12 (83.3)
2009-10	3-1-0 (2-0-0 in ANA)	12 (3.0)	8 (2.0)	106 (26.5)	140 (35.0)	4-12 (33.3)	12-14 (85.7)
Totals	36-23-7 (20-8-4 in ANA)	176 (2.7)	155 (2.3)	1736 (26.3)	2010 (30.5)	48-305 (15.7)	240-280 (85.7)

ALL TIME SERIES FAST FACTS

	Overall	@ Anaheim	@ Chicago
All-Time Series:	36-23-7	20-8-4	16-15-3
Current Streak:	Two Anaheim wins	Two Anaheim wins	One Anaheim win
Last Win by Anaheim:	Mar. 17, 2010 (4-2)	Mar. 17, 2010 (4-2)	Jan. 10, 2010 (3-1)
Last Win by Chicago:	Jan. 3, 2010 (5-2)	Jan. 28, 2009 (3-2)	Jan. 3, 2010 (5-2)
Last 10 games:	5-4-1	8-1-1	6-3-1
Overtime Record:	1-1-5	1-1-4	0-0-3
Longest Winning Streak:	Nine games Nov. 28, 2003-Feb. 24, 2008	Five games Feb. 1, 1998-Dec. 17 2000	Six games Mar. 5, 2004-Dec. 7, 2007
Longest Losing Streak:	Five games Mar. 5, 1995-Feb. 4, 1996	Three games, two times Last: Apr. 5, 2000-Feb. 7, 2001	Four games, two times Last: Mar. 5, 2008-Jan. 3, 2010
Last Shutout by Anaheim:	Nov. 27, 2009 (3-0)	Nov. 27, 2009 (3-0)	Oct. 28, 2006 (3-0)
Last Shutout by Chicago:	Mar. 5, 2008 (3-0)	Nov. 19, 1997 (4-0)	Mar. 5, 2008 (3-0)
Biggest Anaheim win:	Jan. 6, 1994 (6-2)	Six wins by three goals Nov. 19, 1997 (4-0)	Jan. 6, 1994 (6-2)
Biggest Chicago win:	Nov. 19, 1997 (4-0)	Seven wins by three goals	

COLORADO AVALANCHE



Pepsi Center
1000 Chopper Circle
Denver, CO 80204
TEL: (303) 405-1100 | FAX: (303) 893-0614
coloradoavalanche.com



JOE SACCO

DIRECTORY

Executive Vice President/General Manager Greg Sherman
Head Coach Joe Sacco
Assistant Coach Sylvain Lefebvre
Assistant Coach Steve Konowalchuk
Senior VP, Communications/Business Operations Jean Martineau

ALL-TIME SERIES NOTES

Hat Tricks

None

Overtime Games

Oct. 10, 1996 6-6 tie at Colorado (T. Selanne-GT goal)
Nov. 3, 1996 1-1 tie at Anaheim (R. Oksita-GT goal)
Mar. 9, 1997 2-2 tie at Colorado (T. Selanne-GT goal)
Apr. 13, 1998 2-2 tie at Anaheim (F. Banham-GT goal)
Jan. 21, 2000 3-3 tie at Anaheim (T. Selanne-GT goal)
Apr. 4, 2001 1-1 tie at Colorado (J. Sakic-GT goal)
Dec. 10, 2001 1-1 tie at Colorado (J. Sakic-GT goal)
Oct. 10, 2002 3-2 win at Anaheim (A. McDonald-GW goal)
Nov. 8, 2002 3-2 win at Colorado (N. Havelid-GW goal)

Penalty Shots

Brett Clark vs. Ilya Bryzgalov - Nov. 18, 2005 at Anaheim (no goal)
Jonathan Hedstrom vs. Peter Budaj - Mar. 22, 2006 at Anaheim (goal)

April 4, 2003 4-3 loss at Anaheim (M. Hejduk-GW goal)
Nov. 18, 2003 2-1 loss at Colorado (T. Selanne-GW goal)
Jan. 30, 2004 4-3 win at Anaheim (N. Havelid-GW goal)
Mar. 22, 2006 5-4 win at Anaheim (J. Hedstrom-GW goal)
Nov. 22, 2006 3-2 loss at Colorado (J. Sakic-GW goal)
Jan. 13, 2007 3-2 loss at Anaheim (SO) (M. Hejduk-SO winner)
Dec. 19, 2007 2-1 win at Anaheim (M. Schneider-GW goal)
Feb. 20, 2008 3-2 win at Anaheim (SO) (C. Perry-SO winner)

ALL-TIME SERIES SUMMARY

Season	Series Results	GF	GA	SF	SA	Power Play	Penalty Killing
1993-94	1-1-0 (0-1-0 in ANA)	6 (3.0)	4 (2.0)	58 (29.0)	58 (29.0)	0-11 (00.0)	10-12 (16.7)
1994-95	Did not play - NHL work stoppage						
1995-96	3-3-0 (3-0-0 in ANA)	19 (3.2)	17 (2.8)	162 (27.0)	178 (29.7)	3-28 (10.7)	20-26 (23.1)
1996-97	0-2-3 (0-1-1 in ANA)	14 (2.8)	18 (3.6)	140 (28.0)	183 (36.6)	3-20 (15.0)	21-26 (80.8)
1997-98	2-2-1 (1-1-1 in ANA)	14 (2.8)	14 (2.8)	151 (30.2)	139 (27.8)	3-27 (11.1)	30-35 (85.7)
1998-99	1-3-0 (0-2-0 in ANA)	8 (2.0)	14 (3.5)	117 (29.3)	138 (34.5)	3-22 (13.6)	12-16 (75.0)
1999-00	1-2-1-0 (0-1-1-0 in ANA)	10 (2.5)	11 (2.8)	123 (30.8)	77 (19.3)	2-20 (10.0)	9-15 (60.0)
2000-01	0-3-1-0 (0-2-0-0 in ANA)	4 (1.0)	11 (2.8)	107 (26.8)	93 (23.3)	1-14 (07.1)	11-13 (84.6)
2001-02	0-3-1-0 (0-2-0-0 in ANA)	5 (1.25)	9(2.25)	90 (22.5)	119 (29.75)	1-16 (06.3)	16-18 (88.9)
2002-03	3-0-0-1 (1-0-0-1 in ANA)	14 (3.5)	11 (2.8)	110 (27.5)	126 (31.5)	5-19 (26.3)	16-21 (76.2)
2003-04	2-1-0-1 (2-0-0-0 in ANA)	7 (1.8)	8 (2.0)	109 (27.3)	128 (32.0)	3-16 (18.7)	18-22 (81.8)
2005-06	1-3-0 (1-1-0 in ANA)	13 (3.3)	15 (3.8)	123 (30.8)	127 (31.8)	5-19 (26.3)	18-20 (90.0)
2006-07	1-1-2 (1-0-1 in ANA)	9 (2.3)	11 (2.8)	152 (38.0)	115 (28.8)	3-20 (15.0)	13-16 (81.3)
2007-08	3-1-0 (2-0-0 in ANA)	7 (1.8)	5 (1.3)	116 (29.0)	103 (25.8)	2-14 (14.3)	15-15 (100.0)
2008-09	4-0-0 (2-0-0 in ANA)	19 (4.8)	7 (1.8)	115 (28.8)	130 (32.5)	6-18 (33.3)	12-15 (80.0)
2009-10	3-1-0 (1-1-0 in ANA)	17 (4.3)	10 (2.5)	137 (34.3)	99 (24.8)	5-16 (31.3)	11-15 (73.3)
Totals	25-26-11 (14-12-5 in ANA)	166 (2.7)	165 (2.7)	1810 (29.2)	1813 (29.2)	45-280 (16.1)	232-285 (81.4)

ALL-TIME SERIES FAST FACTS

	Overall	@ Anaheim	@ Colorado/Quebec
All-Time Series:	25-26-11	14-12-5	11-14-6
Current Streak:	Two Anaheim wins	One Anaheim win	Four Anaheim wins
Last Win by Anaheim:	Mar. 31, 2010 (5-2)	Mar. 21, 2010 (5-2)	Mar. 31, 2010 (5-2)
Last Win by Colorado:	Mar. 3, 2010 (4-3)	Mar. 3, 2010 (4-3)	Mar. 6, 2008 (1-0)
Last 10 games:	8-2-0	7-2-1	5-4-1
Overtime Record:	6-4-7	5-2-3	1-2-4
Longest Winning Streak:	Five games Nov. 24, 2008-Dec. 22, 2009	Five games Feb. 25, 2007-Mar. 29, 2009	Four games Jan. 31, 2009-present
Longest Losing Streak:	Three games Jan. 27, 1999-Dec. 10, 1999	Four games Nov. 15, 2000-Apr. 12, 2002	Six games Nov. 18, 2003-Feb. 13, 2007
Last Shutout by Anaheim:	Dec. 19, 2003 (1-0)	Dec. 19, 2003 (1-0)	Dec. 22, 1998 (1-0)
Last Shutout by Colorado:	Mar. 6, 2008 (1-0)	Nov. 15, 2000 (3-0)	Mar. 6, 2008 (1-0)
Biggest Anaheim win:	Mar. 25, 2009 (7-2)	Two wins by four goals Feb. 2, 1997 (5-2)	Mar. 25, 2009 (7-2)
Biggest Colorado win:	Apr. 10, 1996 (7-3)		Two wins by four goals

COLUMBUS BLUE JACKETS



Nationwide Arena
200 W. Nationwide Blvd.
Columbus, OH 43215

TEL: (614) 246-4625 | FAX: (614) 246-4007
bluejackets.com

DIRECTORY

Ex. VP of Hockey Operations/General Manager **Scott Howson**
Head Coach **Scott Arniel**
Assistant Coach **Brad Berry**
Assistant Coach **Bob Boughner**
Assistant Coach **Dan Hinote**
Goaltending Coach **Dave Rook**
Vice President of Public Relations **Todd Sharrack**



SCOTT ARNIEL

ALL-TIME SERIES NOTES

Hat Tricks

None

Penalty Shots

Scott Niedermayer vs. Pascal Leclaire - Mar. 5, 2006 at Anaheim (goal)
Teemu Selanne vs. Fredrik Norrena - Jan. 5, 2007 at Anaheim (no goal)
Samuel Pahlsson vs. Pascal Leclaire - Dec. 10, 2007 at Columbus (goal)

Overtime Games

Dec. 13, 2001	5-4 win at Anaheim	(N. Havelid-GW goal)
Jan. 11, 2004	2-2 tie at Anaheim	(R. Nash-GT goal)
Mar. 5, 2006	3-2 loss at Anaheim (SO)	(R. Nash-SO winner)
Mar. 14, 2007	5-4 loss at Anaheim (SO)	(D. Vyborny-SO winner)
Nov. 1, 2007	2-1 win at Anaheim (SO)	(M. Schneider-SO winner)
Dec. 10, 2007	4-3 win at Columbus	(C. Pronger-GW goal)
Nov. 13, 2009	3-2 loss at Columbus (SO)	(K. Huselius-SO winner)

ALL-TIME SERIES SUMMARY

Season	Series Results	GF	GA	SF	SA	Power Play	Penalty Killing
2000-01	1-3-0-0 (1-1-0-0 in ANA)	10 (2.5)	16 (4.0)	121 (30.3)	84 (21.0)	3-16 (18.8)	11-19 (57.9)
2001-02	1-3-0-0 (1-1-0-0 in ANA)	8 (2.0)	10 (2.5)	123 (30.8)	115 (28.8)	1-19 (5.3)	9-12 (75.0)
2002-03	4-0-0-0 (2-0-0-0 in ANA)	14 (3.5)	5 (1.3)	125 (31.3)	112(28.0)	3-15 (20.0)	17-18 (94.4)
2003-04	1-2-1-0 (1-0-1-0 in ANA)	7 (1.8)	8 (2.0)	148 (37.0)	118 (29.5)	1-20 (5.0)	18-20 (90.0)
2005-06	2-1-1 (1-0-1 in ANA)	10 (2.0)	10 (2.3)	150 (40.3)	123 (31.7)	3-22 (12.5)	32-37 (85.7)
2006-07	2-1-1 (0-1-1 in ANA)	16 (4.0)	14 (3.5)	130 (32.5)	130 (32.5)	6-21 (28.6)	21-22 (95.5)
2007-08	3-1-0 (2-0-0 in ANA)	8 (2.0)	9 (2.3)	124 (31.0)	119 (29.8)	4-24 (16.7)	25-31 (80.6)
2008-09	3-1-0 (1-1-0 in ANA)	13 (3.3)	9 (2.3)	98 (24.5)	121 (30.3)	1-11 (9.1)	21-24 (87.5)
2009-10	1-2-1 (0-2-0 in ANA)	11 (2.8)	15 (3.8)	133 (33.3)	131 (32.8)	3-16 (18.8)	12-16 (75.0)
Totals	18-14-4 (9-6-3 in ANA)	97 (2.7)	96 (2.7)	1152 (32.0)	1053 (29.3)	25-164 (15.2)	166-198 (83.8)

ALL-TIME SERIES FAST FACTS

	Overall	@ Anaheim	@ Columbus
All-Time Series:	18-14-4	9-6-3	9-8-1
Current Streak:	One Columbus win	Three Columbus wins	One Anaheim win
Last Win by Anaheim:	Dec. 12, 2009 (3-1)	Dec. 7, 2008 (5-3)	Dec. 12, 2009 (3-1)
Last Win by Columbus:	Mar. 9, 2010 (5-2)	Mar. 9, 2010 (5-2)	Nov. 13, 2009 (3-2 SO)
Last 10 games:	6-3-1	4-4-2	7-2-1
Overtime Record:	1-2-2	1-1-1	0-1-1
Longest Winning Streak:	Five games, two times Last: Nov. 1, 2007-Dec. 7, 2008	Three games, two times Last: Nov. 1, 2007-Dec. 7, 2008	Three games, two times Last: Dec. 10, 2007-Feb. 21, 2009
Longest Losing Streak:	Five games Jan. 27, 2001-Dec. 31, 2001	Three games, two times Dec. 31, 2008-present	Four games Dec. 6, 2000-Dec. 31, 2001
Last Shutout by Anaheim:	Mar. 24, 2003 (5-0)	Mar. 24, 2003 (5-0)	None
Last Shutout by Columbus:	Dec. 31, 2008 (2-0)	Dec. 31, 2008 (2-0)	Oct. 5, 2007 (4-0)
Biggest Anaheim win:	Mar. 24, 2003 (5-0)	Mar. 24, 2003 (5-0)	Two wins by three goals
Biggest Columbus win:	Oct. 5, 2007 (4-0)	Two wins by three goals	Oct. 5, 2007 (4-0)

DALLAS STARS



American Airlines Center

2500 Victory Avenue

Dallas, TX 75219

TEL: (214)-387-5500 | FAX: (214)-387-5564

dallasstars.com

DIRECTORY

General Manager	Joe Nieuwendyk
Head Coach	Marc Crawford
Associate Coach	Willie Desjardins
Assistant Coach	Charlie Huddy
Assistant Coach	Stu Barnes
Goaltending Coach	Mike Valley
Assistant Vice President, Communications	Rob Scichili



MARC CRAWFORD

ALL-TIME SERIES NOTES

Hat Tricks

Joe Nieuwendyk - Mar. 13, 1998 at Dallas (4-0=4)
 Teemu Selanne - Nov. 26, 1999 at Dallas (3-0=3)
 Brett Hull - Mar. 21, 2001 at Dallas (4-0=4)
 Jason Arnott - Nov. 16, 2005 at Anaheim (3-0=3)
 Teemu Selanne - Jan. 11, 2007 at Dallas (3-0=3)
 Mark Parrish - Nov. 7, 2008 at Anaheim (3-0=3)
 Loui Eriksson - Dec. 31, 2009 at Dallas (3-0=3)

Overtime Games

Dec. 22, 1993 3-2 loss at Anaheim (D. Evanson-GW goal)
 Jan. 11, 1998 2-1 win at Anaheim (J. Sacco-GW goal)
 Oct. 30, 1998 3-3 tie at Dallas (S. Rucchin-GT goal)
 Feb. 16, 2001 3-2 loss at Dallas (D. Hatcher-GW goal)
 Nov. 11, 2001 2-2 tie at Anaheim (J. Lehtinen-GT goal)
 Jan. 5, 2003 1-1 tie at Anaheim (P. Turgeon-GT goal)
 Nov. 20, 2003 3-3 tie at Dallas (A. McDonald-GT goal)
 Jan. 5, 2004 2-2 tie at Anaheim (R. Niedermayer-GT goal)
 Jan. 6, 2006 4-3 loss at Dallas (S.O.) (A. Miettinen-SO winner)
 Mar. 31, 2006 5-4 win at Anaheim (S.O.) (R. Niedermayer-SO winner)

Penalty Shots

Jere Lehtinen vs. J.S. Giguere - Jan. 28, 2007 at Anaheim (goal)
 Chris Kunitz vs. Marty Turco - Jan. 15, 2008 at Anaheim (no goal)

Oct. 15, 2006 4-3 loss at Anaheim (S.O.) (J. Jokinen-SO winner)
 Mar. 23, 2007 3-2 win at Anaheim (S. Niedermayer-GW goal)
 Apr. 6, 2007 2-1 loss at Dallas (S.O.) (L. Nagy-SO winner)
 Mar. 30, 2008 3-2 win at Anaheim (S.O.) (C. Kunitz-SO winner)
 Nov. 22, 2008 2-1 win at Dallas (S.O.) (R. Getzlaf-SO winner)
 Dec. 27, 2008 4-3 loss at Dallas (M. Modano-GW goal)
 Apr. 10, 2009 4-3 win at Anaheim (S.O.) (T. Selanne-SO winner)
 Dec. 8, 2009 4-3 win at Anaheim (S. Koivu-GW goal)
 Apr. 8, 2010 3-2 loss at Dallas (S.O.) (M. Modano-SO winner)

ALL-TIME SERIES SUMMARY

Season	Series Results	GF	GA	SF	SA	Power Play	Penalty Killing
1993-94	3-2-0 (2-1-0 in ANA)	17 (3.4)	15 (3.0)	128 (26.6)	156 (31.2)	6-24 (25.0)	21-26 (80.8)
1994-95	0-4-0 (0-2-0 in ANA)	3 (0.8)	19 (4.8)	96 (24.0)	148 (37.0)	0-14 (0.0)	14-18 (77.7)
1995-96	1-3-0 (1-1-0 in ANA)	9 (2.3)	14 (3.5)	132 (33.0)	119 (29.8)	3-20 (15.0)	18-23 (78.3)
1996-97	1-3-0 (1-1-0 in ANA)	9 (2.3)	12 (3.0)	96 (24.0)	135 (33.8)	0-8 (0.0)	9-14 (61.3)
1997-98	1-3-0 (1-1-0 in ANA)	5 (1.3)	16 (4.0)	98 (24.5)	115 (28.8)	0-15 (0.0)	9-11 (81.8)
1998-99	1-4-1 (1-2-0 in ANA)	12 (2.0)	19 (3.2)	172 (28.7)	171 (28.5)	5-22 (22.7)	20-26 (76.9)
1999-00	3-3-0-0 (2-1-0-0 in ANA)	17 (2.8)	15 (2.5)	153 (25.5)	150 (25.0)	2-25 (8.0)	28-35 (80.0)
2000-01	0-4-0-1 (0-2-0-0 in ANA)	5 (1.0)	20 (4.0)	115 (23.0)	131 (26.2)	2-21 (9.5)	13-17 (76.5)
2001-02	3-1-1-0 (1-1-1-0 in ANA)	15 (3.0)	10 (2.0)	123 (24.6)	156 (31.2)	5-23 (21.7)	19-22 (86.4)
2002-03	1-3-1-0 (0-1-1-0 in ANA)	8 (1.6)	13 (2.6)	138 (27.6)	144 (28.8)	3-24 (12.5)	13-17 (76.5)
2003-04	2-2-2-0 (2-0-1-0 in ANA)	13 (2.2)	14 (2.8)	149 (24.8)	172 (28.7)	6-22 (27.3)	26-31 (89.5)
2004-05	2-5-1 (1-3-0 in ANA)	18 (2.3)	26 (3.3)	225 (28.1)	222 (27.8)	4-41 (9.8)	41-52 (78.8)
2006-07	4-2-2 (3-0-1 in ANA)	21 (2.6)	15 (1.9)	232 (29.0)	219 (27.4)	7-39 (17.9)	36-41 (87.8)
2007-08	3-5-0 (2-2-0 in ANA)	15 (1.9)	24 (3.0)	185 (23.1)	189 (23.6)	8-50 (16.0)	28-37 (75.7)
2008-09	3-2-1 (1-2-0 in ANA)	15 (2.5)	19 (3.2)	171 (28.5)	190 (31.7)	4-21 (19.1)	23-29 (79.3)
2009-10	2-3-1 (2-1-0 in ANA)	15 (2.5)	19 (3.2)	194 (32.3)	221 (36.8)	2-15 (13.3)	16-19 (84.2)
Totals	30-49-11 (20-21-4 in ANA)	197 (2.2)	270 (3.0)	2407 (26.7)	2638 (29.3)	57-384 (14.8)	334-418 (79.9)

ALL-TIME SERIES FAST FACTS

	Overall	@ Anaheim	@ Dallas
All-Time Series:	30-49-11	20-21-4	10-28-7
Current Streak:	One Dallas win	Two Anaheim wins	One Dallas win
Last Win by Anaheim:	Mar. 29, 2010 (3-1)	Mar. 29, 2010 (3-1)	Feb. 28, 2009 (4-3)
Last Win by Dallas:	Apr. 8, 2010 (3-2 SO)	Oct. 21, 2009 (4-2)	Apr. 8, 2010 (3-2 SO)
Last 10 games:	4-4-2	5-5-0	3-5-2
Overtime Record:	6-6-7	5-2-3	1-4-4
Longest Winning Streak:	Three games, two times Last: Dec. 20, 2006-Jan. 28, 2007	Three games, two times Last: Dec. 20, 2006-Mar. 23, 2007	Two games, two times Last: Mar. 19, 2008-Nov. 22, 2008
Longest Losing Streak:	Nine games Dec. 22, 1993-Mar. 28, 1996	Four games Dec. 22, 1993-Mar. 5, 1996	Nine games Mar. 22, 1994-Mar. 13, 1998
Last Shutout by Anaheim:	Dec. 7, 2003 (4-0)	Dec. 7, 2003 (4-0)	None
Last Shutout by Dallas:	Nov. 5, 2007 (5-0)	Nov. 5, 2007 (5-0)	Feb. 10, 2007 (1-0)
Biggest Anaheim win:	Jan. 25, 2002 (6-1)	Dec. 7, 2003 (4-0)	Jan. 25, 2002 (6-1)
Biggest Dallas win:	Mar. 21, 2001 (8-0)	Nov. 5, 2007 (5-0)	Mar. 21, 2001 (8-0)

DETROIT RED WINGS



Joe Louis Arena
19 Steve Yzerman Drive
Detroit, MI 48226
TEL: (313) 394-7000 | FAX: (313) 567-0296
detroitredwings.com

DIRECTORY

Executive Vice President/General Manager Ken Holland
Head Coach Mike Babcock
Assistant Coach Paul MacLean
Assistant Coach Brad McCrimmon
Goaltending Coach Jim Bedard
Senior Director of Communications John Hahn



MIKE BABCOCK

ALL-TIME SERIES NOTES

Hat Tricks

Teemu Selanne - Oct. 29, 2008 at Anaheim (3-0-3)
Henrik Zetterberg - Nov. 14, 2009 at Detroit (3-2-5)

Penalty Shots

None

Overtime Games

Jan. 19, 1994 4-4 tie at Detroit (B. Corkum-GT goal)
Mar. 9, 1995 4-4 tie at Anaheim (P. Kariya-GT goal)
Apr. 5, 1996 2-2 tie at Anaheim (S. Fedorov-GT goal)
Mar. 2, 1997 1-1 tie at Detroit (T. Drury-GT goal)
Mar. 30, 1997 1-0 win at Detroit (S. Rucchin-GW goal)
Mar. 26, 1998 3-3 tie at Detroit (P. Trnka-GT goal)
Dec. 22, 2000 2-1 loss at Detroit (S. Fedorov-GW goal)

Apr. 3, 2002 1-1 tie at Anaheim (L. Robitaille-GT goal)
Nov. 15, 2002 2-1 loss at Detroit (S. Fedorov-GW goal)
Jan. 21, 2004 2-2 tie at Anaheim (V. Prospal-GT goal)
Oct. 3, 2007 3-2 loss at Detroit (SO) (J. Hudler-SO winner)
Oct. 29, 2008 5-4 win at Anaheim (F. Beauchemin-GW goal)
Dec. 11, 2009 3-2 loss at Detroit (T. Bertuzzi-GW goal)

ALL-TIME SERIES SUMMARY

Season	Series Results	GF	GA	SF	SA	Power Play	Penalty Killing
1993-94	0-3-1 (0-2-0 in ANA)	12 (3.0)	22 (5.5)	110 (27.5)	151 (37.8)	7-18 (38.8)	10-15 (66.6)
1994-95	0-3-1 (0-1-1 in ANA)	15 (3.8)	21 (5.3)	109 (27.3)	152 (38.0)	5-18 (27.7)	9-12 (75.0)
1995-96	0-3-1 (0-1-1 in ANA)	6 (1.5)	18 (4.5)	98 (24.5)	145 (36.3)	3-18 (11.6)	11-20 (55.0)
1996-97	3-0-1 (2-0-0 in ANA)	7 (1.8)	3 (.08)	99 (24.8)	134 (33.0)	1-11 (09.0)	13-13 (100)
1997-98	0-3-1 (0-2-0 in ANA)	7 (1.8)	13 (3.3)	102 (25.5)	151 (37.8)	1-19 (05.3)	10-16 (62.5)
1998-99	1-3-0 (1-1-0 in ANA)	9 (2.3)	12 (3.0)	110 (27.5)	136 (34.0)	5-23 (21.7)	19-23 (82.6)
1999-00	2-2-0-0 (2-0-0-0 in ANA)	12 (3.0)	13 (3.3)	103 (25.8)	123 (30.8)	4-19 (21.1)	13-18 (72.2)
2000-01	0-3-0-1 (0-2-0-0 in ANA)	6 (1.5)	11 (2.7)	85 (21.2)	149 (37.2)	1-18 (05.6)	16-23 (69.6)
2001-02	1-2-1-0 (0-1-1-0 in ANA)	6 (1.5)	8 (2.0)	103 (25.7)	107 (26.7)	1-18 (05.6)	12-18 (66.6)
2002-03	1-2-0-1 (1-1-0-0 in ANA)	8 (2.0)	9 (2.3)	112 (28.0)	139 (34.8)	2-24 (08.3)	13-15 (86.7)
2003-04	1-2-1-0 (1-0-1-0 in ANA)	13 (3.3)	18 (4.5)	115 (28.8)	160 (40.0)	2-11 (18.2)	13-15 (86.6)
2005-06	1-3-0 (1-1-0 in ANA)	6 (1.5)	9 (2.3)	104 (26.0)	130 (32.5)	3-18 (16.7)	19-25 (76.0)
2006-07	2-2-0 (2-0-0 in ANA)	9 (2.3)	6 (1.5)	105 (26.3)	115 (28.8)	4-21 (19.0)	19-22 (86.4)
2007-08	2-1-1 (1-1-0 in ANA)	12 (3.0)	10 (2.5)	88 (22.0)	139 (34.8)	4-24 (16.7)	23-27 (85.2)
2008-09	1-3-0 (1-1-0 in ANA)	11 (2.8)	15 (3.8)	104 (26.0)	152 (38.0)	5-18 (27.8)	15-20 (75.0)
2009-10	2-1-1 (2-0-0 in ANA)	13 (3.3)	12 (3.0)	115 (28.8)	154 (38.5)	2-14 (14.3)	17-23 (73.9)
Totals	17-36-11 (14-14-4 in ANA)	152 (2.4)	200 (3.1)	1662 (26.0)	2237 (35.0)	50-292 (17.1)	232-305 (76.1)

ALL-TIME SERIES FAST FACTS

	Overall	@ Anaheim	@ Detroit
All-Time Series:	17-36-11	14-14-4	3-22-7
Current Streak:	Two Anaheim wins	Two Anaheim wins	Four Detroit wins
Last Win by Anaheim:	Feb. 3, 2010 (3-1)	Feb. 3, 2010 (3-1)	Feb. 10, 2008 (3-2)
Last Win by Detroit:	Dec. 11, 2009 (3-2 OT)	Jan. 14, 2009 (4-3)	Dec. 11, 2009 (3-2 OT)
Last 10 games:	4-5-1	7-3-0	1-7-2
Overtime Record:	2-2-9	1-0-4	1-2-5
Longest Winning Streak:	Two games, two times Last: Jan. 5-Feb. 3, 2010	Three games Mar. 7, 1999-Mar. 19, 2000	One game, three times Last: Feb. 10, 2008
Longest Losing Streak:	Five games, two times Last: Dec. 1, 2008-Dec. 11, 2009	Three games Oct. 8, 1993-Feb. 3, 1995	Nine games Feb. 15, 2002-Oct. 3, 2007
Last Shutout by Anaheim:	Mar. 30, 1997 (1-0 OT)	None	Mar. 30, 1997 (1-0 OT)
Last Shutout by Detroit:	Mar. 26, 2007 (1-0)	Mar. 1, 2006 (2-0 OT)	Mar. 26, 2007 (1-0)
Biggest Anaheim win:	Three wins by three goals	Three wins by three goals	Three wins by one goal
Biggest Detroit win:	Two wins by five goals	Two wins by five goals	Dec. 3, 2003 (7-2)

EDMONTON OILERS



Rexall Place
11230 - 110 Street
Edmonton, Alberta T5G 3H7
TEL: (780) 414-4000 | FAX: (780) 409-5848
edmontonoilers.com

DIRECTORY

General Manager **Steve Tambellini**
Head Coach **Tom Renney**
Associate Coach **Ralph Krueger**
Assistant Coach **Kelly Buchberger**
Assistant Coach **Steve Smith**
Goaltending Coach **Frederic Chabot**
Vice President, Communications & Broadcast **Allan Watt**



TOM RENNEY

ALL-TIME SERIES NOTES

Hat Tricks

Alex Selivanov - Feb. 17, 1999 at Anaheim (3-0=3)

Penalty Shots

J.F. Jomphe vs. Curtis Joseph - Apr. 5, 1998 at Edmonton (no goal)

Overtime Games

Mar. 31, 1994 3-2 loss at Anaheim (J. Arnott-GW goal)
 Jan. 23, 1995 5-4 win at Anaheim (P. Douris-GW goal)
 Apr. 5, 1995 4-3 win at Anaheim (S. Lebeau-GW goal)
 Feb. 8, 1997 2-1 win at Edmonton (T. Selanne-GW goal)
 Feb. 26, 1997 3-3 tie at Anaheim (S. Pronger-GT goal)
 Nov. 20, 1998 3-2 loss at Anaheim (A. Kovalenko-GW goal)
 Feb. 14, 2001 3-3 tie at Anaheim (M. Leclerc-GT goal)

Dec. 5, 2001 3-2 loss at Edmonton (S. Staios-GW goal)
 Feb. 24, 2004 2-1 loss at Edmonton (J. Stoll-GW goal)
 Feb. 6, 2006 6-5 loss at Edmonton (SO) (F. Pisani-SO winner)
 Nov. 28, 2006 3-2 win at Edmonton (R. Getzlaf-GW goal)
 Oct. 28, 2007 3-2 loss at Anaheim (SO) (S. Gagner-SO winner)
 Dec. 19, 2008 3-2 win at Edmonton (SO) (C. Perry-SO winner)

ALL-TIME SERIES SUMMARY

Season	Series Results	GF	GA	SF	SA	Power Play	Penalty Killing
1993-94	5-1-0 (2-1-0 in ANA)	23 (3.8)	13 (2.2)	179 (29.8)	202 (33.7)	4-25 (16.0)	21-26 (80.8)
1994-95	2-2-0 (2-0-0 in ANA)	10 (2.5)	11 (2.8)	125 (31.3)	142 (35.5)	2-18 (11.1)	16-21 (76.2)
1995-96	1-4-0 (1-1-0 in ANA)	5 (1.0)	11 (2.2)	150 (30.0)	157 (31.4)	3-25 (12.0)	19-23 (82.6)
1996-97	4-0-1 (2-0-1 in ANA)	18 (3.6)	8 (1.6)	155 (31.0)	166 (33.2)	3-18 (16.7)	19-22 (86.4)
1997-98	4-2-0 (2-1-0 in ANA)	17 (2.8)	14 (2.3)	126 (21.0)	186 (31.0)	4-31 (12.9)	37-42 (88.1)
1998-99	2-3-0 (1-2-0 in ANA)	12 (2.4)	15 (3.0)	128 (25.6)	163 (32.6)	5-28 (17.9)	24-27 (88.9)
1999-00	2-2-0-0 (2-0-0-0 in ANA)	8 (2.0)	9 (2.3)	105 (26.3)	130 (32.5)	0-13 (00.0)	13-15 (86.7)
2000-01	1-2-1-0 (1-0-1-0 in ANA)	11 (2.8)	13 (3.3)	94 (23.5)	126 (31.5)	5-25 (20.0)	18-19 (94.7)
2001-02	1-2-0-1 (1-1-0-0 in ANA)	5 (1.25)	8 (2.0)	121 (30.3)	121 (30.3)	2-18 (11.1)	13-14 (92.9)
2002-03	0-4-0-0 (0-2-0-0 in ANA)	5 (1.25)	11 (2.8)	106 (26.5)	95 (23.8)	2-18 (11.1)	15-18 (83.3)
2003-04	1-2-0-1 (1-1-0-0 in ANA)	7 (1.8)	8 (2.0)	110 (27.5)	99 (24.8)	3-10 (30.0)	13-13 (100)
2005-06	0-3-1 (0-2-0 in ANA)	11 (2.8)	18 (4.5)	119 (29.8)	125 (31.3)	2-22 (9.1)	21-28 (75.0)
2006-07	3-1-0 (2-0-0 in ANA)	15 (3.8)	9 (2.3)	102 (25.5)	102 (25.5)	3-13 (23.1)	14-15 (93.3)
2007-08	1-2-1 (0-1-1 in ANA)	5 (1.3)	13 (3.3)	102 (25.5)	96 (24.0)	0-15 (00.0)	17-20 (85.0)
2008-09	2-2-0 (0-2-0 in ANA)	12 (3.0)	13 (3.3)	150 (37.5)	132 (33.0)	5-23 (21.7)	19-23 (82.6)
2009-10	4-0-0 (2-0-0 in ANA)	20 (5.0)	9 (2.3)	161 (40.3)	135 (33.8)	8-25 (32.0)	16-18 (88.9)
Totals	33-32-6 (19-14-3 in ANA)	184 (2.6)	183 (2.6)	2033 (28.6)	2177 (30.7)	51-327 (15.6)	295-344 (85.8)

ALL-TIME SERIES FAST FACTS

	Overall	@ Anaheim	@ Edmonton
All-Time Series:	33-32-6	19-14-3	14-18-3
Current Streak:	Five Anaheim wins	Two Anaheim wins	Five Anaheim wins
Last Win by Anaheim:	Apr. 11, 2010 (7-2)	Apr. 11, 2010 (7-2)	Mar. 26, 2010 (3-2)
Last Win by Edmonton:	Mar. 27, 2009 (5-3)	Mar. 27, 2009 (5-3)	Nov. 30, 2007 (5-1)
Last 10 games:	7-3-1	4-5-1	6-3-1
Overtime Record:	5-4-4	3-2-3	2-2-1
Longest Winning Streak:	Five games	Four games	Five games
	Mar. 31, 2009-present	Apr. 3, 1996-Feb. 17, 1997	Dec. 27, 2007-present
Longest Losing Streak:	Seven games	Four games	12 games
	Oct. 26, 2003-Feb. 2, 2004	Nov. 30, 2007-Mar. 27, 2009	Dec. 27, 1999-Apr. 13, 2006
Last Shutout by Anaheim:	Apr. 5, 2002 (2-0)	Apr. 5, 2002 (2-0)	Feb. 27, 1998 (4-0)
Last Shutout by Edmonton:	Dec. 2, 2007 (4-0)	Dec. 2, 2007 (4-0)	Jan. 15, 2003 (1-0)
Biggest Anaheim win:	Apr. 11, 2010 (7-2)	Apr. 11, 2010 (7-2)	Two wins by four goals
Biggest Edmonton win:	Four wins by four goals	Three wins by four goals	Nov. 30, 2007 (5-1)

FLORIDA PANTHERS



BankAtlantic Center
One Panther Parkway
Sunrise, FL 33323

TEL: (954) 835-7000 | FAX: (954) 835-7700
floridapanthers.com

DIRECTORY

Executive Vice President/General Manager Dale Tallon
Head Coach Peter DeBoer
Assistant Coach Gord Murphy
Assistant Coach Jim Hulton
Director, Communications Justin Copertino



PETER DeBOER

ALL-TIME SERIES NOTES

Hat Tricks

Paul Kariya - Jan. 21, 1998 at Anaheim (3-2=5)
Viktor Kozlov - Jan. 5, 2000 at Anaheim (3-1=4)
David Booth - Nov. 9, 2008 at Anaheim (3-0=3)

Penalty Shots

Paul Kariya vs. Kevin Weekes - Jan. 21, 1998 at Anaheim (goal)
Ray Whitney vs. Guy Hebert - Mar. 21, 1999 at Anaheim (goal)

Overtime Games

Dec. 7, 1997	3-3 tie at Florida	(T. Krygier-GT goal)
Jan. 4, 1998	3-3 tie at Florida	(T. Selanne-GT goal)
Oct. 16, 1999	3-2 loss at Florida	(J. Spacek-GW goal)
Jan. 3, 2001	3-2 win at Anaheim	(P. Tenkrat-GW goal)
Nov. 24, 2003	4-4 tie at Anaheim	(K. Huselius-GT goal)

ALL-TIME SERIES SUMMARY

Season	Series Results	GF	GA	SF	SA	Power Play	Penalty Killing
1993-94	0-2-0 (0-1-0 in ANA)	4 (2.0)	7 (3.5)	67 (33.5)	41(20.5)	1-11 (09.1)	9-11 (81.8)
1994-95	Did not play - NHL work stoppage						
1995-96	0-1-1 (0-1-0 in ANA)	6 (3.0)	7 (3.5)	53 (26.5)	58 (29.0)	1-5 (20.0)	10-11 (90.9)
1996-97	2-0-0 (1-0-0 in ANA)	6 (3.0)	2 (1.0)	49 (24.5)	60 (30.0)	2-6 (33.3)	9-9 (100.0)
1997-98	1-0-1 (1-0-0 in ANA)	11 (5.5)	6 (3.0)	58 (29.0)	84 (42.0)	2-7 (28.6)	12-13 (92.3)
1998-99	0-1-0 (0-1-0 in ANA)	2 (2.0)	5 (5.0)	27 (27.0)	41 (41.0)	1-2 (50.0)	3-4 (75.0)
1999-00	0-1-0-1 (0-1-0-0 in ANA)	3 (1.5)	8 (4.0)	58 (29.0)	58 (29.0)	0-11 (0.0)	5-9 (55.5)
2000-01	1-0-0-0 (1-0-0-0 in ANA)	3 (3.0)	2 (2.0)	31 (31.0)	25 (25.0)	1-8 (12.5)	4-4 (100.0)
2001-02	0-2-0-0 (0-1-0-0 in ANA)	1 (0.5)	8 (4.0)	57 (28.5)	52 (26.0)	0-7 (0.0)	4-5 (80.0)
2002-03	1-0-1-0 (0-0-1-0 in ANA)	6 (3.0)	5 (2.5)	29 (14.5)	32 (16.0)	1-8 (12.5)	4-7 (57.1)
2003-04	0-1-0-0 (0-0-0-0 in ANA)	2 (2.0)	3 (3.0)	34 (34.0)	40 (40.0)	0-1 (0.0)	1-2 (50.0)
2005-06	1-0-0 (1-0-0 in ANA)	1 (1.0)	0 (0.0)	31 (31.0)	30 (30.0)	0-7 (0.0)	7-7 (100.0)
2006-07	1-0-0 (0-0-0 in ANA)	5 (5.0)	4 (4.0)	36 (36.0)	31 (31.0)	1-4 (25.0)	4-4 (100.0)
2007-08	Did not play						
2008-09	0-1-0 (0-1-0 in ANA)	1 (1.0)	3 (3.0)	45 (45.0)	26 (26.0)	0-4 (0.0)	3-4 (75.0)
2009-10	1-0-0 (0-0-0 in ANA)	3 (3.0)	0 (0.0)	25 (25.0)	33 (33.0)	1-3 (33.3)	4-4 (100.0)
Totals	8-9-4 (4-6-1 in ANA)	54 (2.6)	60 (2.9)	600 (28.6)	611 (29.1)	11-84 (13.1)	79-94 (84.0)

ALL-TIME SERIES FAST FACTS

	Overall	@ Anaheim	@ Florida
All-Time Series:	8-9-4	4-6-1	4-3-3
Current Streak:	One Anaheim win	One Florida win	Two Anaheim wins
Last Win by Anaheim:	Feb. 1, 2010 (3-0)	Jan. 21, 2006 (1-0)	Feb. 1, 2010 (3-0)
Last Win by Florida:	Nov. 9, 2008 (3-1)	Nov. 9, 2008 (3-1)	Dec. 27, 2003 (3-2)
Last 10 games:	5-4-1	4-5-1	4-3-3
Overtime Record:	1-1-3	1-0-1	0-1-2
Longest Winning Streak:	Two games, three times Last: Jan. 21, 2006-Dec. 12, 2006	Two games Jan. 8, 1997-Jan. 21, 1998	Two games Dec. 12, 2006-present
Longest Losing Streak:	Three games, two times Last: Mar. 21, 1999-Jan. 5, 2000	Two games, two times Last: Mar. 21, 1999-Jan. 5, 2000	One game, three times Last: Dec. 27, 2003-Dec. 12, 2006
Last Shutout by Anaheim:	Feb. 1, 2010 (3-0)	Jan. 21, 2006 (1-0)	Feb. 1, 2010 (3-0)
Last Shutout by Florida:	Nov. 21, 2001 (6-0)	None	Nov. 21, 2001 (6-0)
Biggest Anaheim win:	Jan. 4, 1998 (8-3)	Jan. 4, 1998 (8-3)	Two wins by two goals
Biggest Florida win:	Nov. 21, 2001 (6-0)	Jan. 5, 2000 (5-1)	Nov. 21, 2001 (6-0)

LOS ANGELES KINGS



STAPLES Center
 1111 S. Figueroa Street
 Los Angeles, CA 90015
 TEL: 310-535-4500 | FAX: 310-535-4507
 lakings.com



TERRY MURRAY

DIRECTORY

President/General Manager **Dean Lombardi**
Head Coach **Terry Murray**
Assistant Coach **John Stevens**
Assistant Coach **Jamie Kompon**
Goaltending Coach **Bill Ranford**
Vice President, Communications and Content **Michael Altieri**

ALL-TIME SERIES NOTES

Hat Tricks

Marty McInnis - Oct. 23, 2000 at Anaheim (3-0=3)
 Jonathan Hedstrom - Jan. 9, 2006 at Anaheim (3-0=3)
 Bobby Ryan - Jan. 8, 2009 at Los Angeles (3-0=3)

Overtime Games

Mar. 21, 1995 3-3 tie at Anaheim (D. Quinn-GT goal)
 Apr. 23, 1995 2-2 tie at Los Angeles (M. McSorley-GT goal)
 Dec. 31, 1995 2-2 tie at Los Angeles (R. Tocchet-GT goal)
 Feb. 17, 1997 2-1 win at Los Angeles (P. Kariya-GW goal)
 Jan. 25, 1997 2-2 tie at Los Angeles (K. Nurminen-GT goal)
 Jan. 12, 1998 3-2 loss at Los Angeles (R. Ferraro-GW goal)
 Jan. 24, 1998 3-3 tie at Anaheim (P. Kariya-GT goal)
 Mar. 9, 1998 4-3 loss at Los Angeles (Y. Perreault-GW goal)
 Apr. 15, 1999 4-3 loss at Los Angeles (R. Ferraro-GW goal)
 Dec. 3, 1999 1-1 tie at Anaheim (P. Trnka-GT goal)
 Mar. 15, 2000 2-2 tie at Anaheim (B. Smolinski-GT goal)
 Apr. 9, 2000 4-3 loss at Anaheim (G. Murray-GW goal)
 Oct. 23, 2000 5-4 loss at Anaheim (Z. Paiffy-GW goal)
 Mar. 24, 2001 3-3 tie at Los Angeles (D. Tverdovsky-GT goal)
 Dec. 16, 2001 3-2 loss at Anaheim (A. Miller-GW goal)
 Dec. 27, 2001 2-2 tie at Los Angeles (B. Smolinski-GT goal)

Penalty Shots

Dan Quinn vs. M. Shtalenkov - Mar. 21, 1995 at Anaheim (goal)
 Glen Murray vs. Guy Hebert - Feb. 7, 1998 at Anaheim (no goal)
 Tomas Sandstrom vs. Stephane Fiset - Feb. 15, 1999 at LA (goal)
 Paul Kariya vs. Stephane Fiset - Mar. 18, 1999 at LA (no goal)
 Teemu Selanne vs. Mathieu Garon - Mar. 18, 2007 at Anaheim (no goal)

Nov. 29, 2002 2-2 tie at Anaheim (K. Carney-GT goal)
 Jan. 7, 2004 4-4 tie at Anaheim (T. Simpson-GT goal)
 Jan. 28, 2004 4-3 loss at Anaheim (J. Corvo-GW goal)
 Dec. 16, 2005 4-3 loss at Anaheim (A. Frolov-SO winner)
 Jan. 23, 2006 3-2 loss at Los Angeles (SO) (J. Corvo-SO winner)
 Jan. 30, 2006 4-3 win at Anaheim (S. Niedermayer-GW goal)
 Oct. 22, 2006 3-2 win at Los Angeles (SO) (R. Getzlaf-SO winner)
 Feb. 17, 2007 3-2 win at Los Angeles (SO) (C. Perry-SO winner)
 Feb. 18, 2007 4-3 loss at Anaheim (SO) (L. Visnovsky-SO winner)
 Mar. 1, 2007 4-3 loss at Los Angeles (M. Cammalleri-GW goal)
 Nov. 13, 2007 4-3 win at Anaheim (SO) (C. Perry-SO winner)
 Mar. 26, 2008 2-1 win at Anaheim (SO) (M. Schneider-SO winner)
 Nov. 4, 2008 1-0 win at Los Angeles (C. Pronger-GW goal)
 Apr. 3, 2010 2-1 win at Los Angeles (SO) (S. Koivu-SO winner)
 Apr. 6, 2010 5-4 loss at Anaheim (SO) (A. Kopitar-SO winner)

ALL-TIME SERIES SUMMARY

Season	Series Results	GF	GA	SF	SA	Power Play	Penalty Killing
1993-94	2-4-0 (1-2-0 in ANA)	18 (3.0)	20 (3.3)	212 (35.3)	192 (32.0)	8-33 (24.2)	32-38 (94.2)
1994-95	2-1-2 (1-0-1 in ANA)	14 (2.8)	10 (2.0)	162 (32.4)	149 (29.8)	1-15 (06.6)	13-17 (76.4)
1995-96	2-3-1 (1-1-1 in ANA)	14 (2.3)	21 (3.5)	208 (34.7)	213 (35.5)	3-27 (11.1)	26-34 (76.5)
1996-97	3-1-1 (3-0-0 in ANA)	17 (3.4)	13 (2.6)	150 (30.0)	159 (31.8)	4-22 (18.2)	26-27 (96.3)
1997-98	1-3-1 (0-1-1 in ANA)	14 (2.8)	16 (3.2)	133 (26.6)	140 (28.0)	2-24 (08.3)	20-25 (80.0)
1998-99	5-1-0 (3-0-0 in ANA)	18 (3.0)	9 (1.5)	154 (25.7)	215 (35.8)	6-19 (31.6)	25-29 (86.2)
1999-00	2-1-2-1 (0-0-2-1 in ANA)	17 (2.8)	14 (2.3)	176 (29.3)	150 (25.0)	6-25 (24.0)	17-20 (85.0)
2000-01	2-1-1-1 (2-0-0-1 in ANA)	17 (3.4)	14 (2.8)	121 (24.2)	163 (32.6)	6-26 (23.1)	22-26 (84.6)
2001-02	0-3-1-1 (0-1-0-1 in ANA)	7 (1.4)	14 (2.8)	140 (28.0)	103 (20.6)	1-27 (03.7)	17-22 (77.3)
2002-03	2-2-1-0 (1-1-1-0 in ANA)	16 (3.2)	17 (3.4)	133 (26.6)	141 (28.2)	6-23 (26.0)	21-23 (91.3)
2003-04	1-3-1-1 (1-0-1-1 in ANA)	17 (2.8)	22 (3.6)	175 (29.2)	200 (33.3)	4-20 (20.0)	26-30 (86.6)
2005-06	5-1-2 (3-0-1 in ANA)	32 (4.0)	21 (2.6)	279 (34.9)	256 (32.0)	15-44 (34.1)	45-53 (84.9)
2006-07	4-2-2 (1-2-1 in ANA)	24 (3.0)	25 (3.1)	227 (28.4)	271 (33.9)	8-33 (24.2)	35-44 (79.5)
2007-08	6-2-0 (4-0-0 in ANA)	25 (3.1)	20 (2.5)	247 (30.9)	214 (26.8)	5-36 (13.9)	33-42 (78.6)
2008-09	3-3-0 (2-1-0 in ANA)	15 (2.5)	15 (2.5)	163 (27.2)	157 (26.2)	5-29 (17.2)	27-33 (81.8)
2009-10	2-3-1 (1-1-1 in ANA)	17 (2.8)	22 (3.7)	161 (26.8)	206 (34.3)	6-19 (31.6)	19-24 (79.2)
Totals	42-34-20 (23-10-14 in ANA)	285 (3.0)	279 (2.9)	2867 (29.9)	2746 (30.8)	86-422 (20.4)	404-487 (83.0)

ALL-TIME SERIES FAST FACTS

	Overall	@ Anaheim	@ Los Angeles
All-Time Series:	42-34-20	24-10-14	18-24-6
Current Streak:	One Los Angeles win	One Los Angeles win	One Anaheim win
Last Win by Anaheim:	Apr. 3, 2010 (2-1 SO)	Feb. 8, 2010 (4-2)	Apr. 3, 2010 (2-1 SO)
Last Win by Los Angeles:	Apr. 6, 2010 (5-4 SO)	Apr. 6, 2010 (5-4 SO)	Feb. 4, 2010 (6-4)
Last 10 games:	4-5-1	7-2-1	4-6-0
Overtime Record:	8-11-12	3-6-7	5-5-5
Longest Winning Streak:	Six games	Six games	Five games
	Apr. 18, 1998-Mar. 18, 1999	Nov. 13, 2007-Jan. 6, 2009	Jan. 28, 2006-Feb. 17, 2007
Longest Losing Streak:	Five games	Three games	Three games, four times
	Jan. 8, 2009-Feb. 4, 2010	Dec. 16, 2001-Oct. 16, 2002	Last Jan. 8, 2009-Feb. 8, 2010
Last Shutout by Anaheim:	Nov. 16, 2008 (2-0)	Nov. 16, 2008 (2-0)	Nov. 4, 2008 (1-0 OT)
Last Shutout by Los Angeles:	Jan. 14, 2010 (4-0)	None	Jan. 14, 2010 (4-0)
Biggest Anaheim win:	Four goals, seven times	Four goals, six times	Three goals, three times
Biggest Los Angeles win:	Dec. 27, 1995 (7-1)	Feb. 7, 1998 (5-2)	Dec. 27, 1995 (7-1)

MINNESOTA WILD



Xcel Energy Center
317 Washington St.
St. Paul, MN 55102

TEL: (651) 602-6000 | FAX: (651) 222-1055
wild.com

DIRECTORY

General Manager Chuck Fletcher
Head Coach Todd Richards
Assistant Coach Dave Barr
Assistant Coach Rick Wilson
Goaltending Coach Bob Mason
Vice President, Communications and Broadcasting Bill Robertson



TODD RICHARDS

ALL-TIME SERIES NOTES

Hat Tricks
Vaclav Prospal - Jan. 23, 2004 at Anaheim (3-1=4)

Penalty Shots
None

Overtime Games

Dec. 8, 2000	1-0 win at Minnesota	(O. Tverdovsky-GW goal)
Jan. 11, 2002	2-2 tie at Minnesota	(P. Kariya-GT goal)
Jan. 23, 2002	3-2 win at Anaheim	(K. Carney-GW goal)
Jan. 20, 2003	2-1 loss at Minnesota	(A. Laaoksonen-GW goal)
Nov. 30, 2003	1-1 tie at Minnesota	(S. Ozolinsh-GT goal)
Nov. 6, 2005	4-3 loss at Anaheim (SO)	(R. Robitaille-SO winner)
Oct. 27, 2006	3-2 loss at Minnesota (SO)	(M. Koivu-SO winner)
Oct. 6, 2009	4-3 loss at Minnesota (OT)	(A. Brunette-GW goal)
Dec. 4, 2009	5-4 loss at Minnesota (SO)	(G. Latendresse-SO winner)

ALL-TIME SERIES SUMMARY

Season	Series Results	GF	GA	SF	SA	Power Play	Penalty Killing
2000-01	2-2-0-0 (1-1-0-0 in ANA)	6 (1.5)	9 (2.3)	112 (28.0)	115 (28.8)	2-17 (11.8)	22-24 (91.7)
2001-02	2-1-1-0 (1-1-0-0 in ANA)	13 (3.3)	10 (2.5)	91 (22.8)	109 (27.3)	4-16 (25.0)	18-19 (94.7)
2002-03	2-1-0-1 (1-0-0-1 in ANA)	4 (1.0)	6 (1.5)	102 (25.5)	107 (27.8)	0-10 (0.0)	12-12 (10.0)
2003-04	2-1-1-0 (2-0-0-0 in ANA)	10 (2.5)	5 (1.3)	121 (30.3)	87 (21.8)	4-13 (30.8)	13-15 (86.7)
2005-06	1-2-1 (1-0-1 in ANA)	9 (2.3)	14 (3.5)	126 (31.5)	117 (29.3)	2-25 (8.0)	20-23 (87.0)
2006-07	2-1-1 (2-0-0 in ANA)	10 (2.5)	10 (2.5)	131 (32.8)	116 (29.0)	3-20 (15.0)	21-24 (87.5)
2007-08	1-3-0 (0-2-0 in ANA)	7 (1.8)	14 (3.5)	115 (28.8)	94 (23.5)	2-15 (13.3)	11-15 (73.3)
2008-09	2-2-0 (1-1-0 in ANA)	9 (2.3)	8 (2.0)	140 (35.0)	108 (27.0)	1-14 (7.1)	13-15 (86.7)
2009-10	2-0-2 (2-0-0 in ANA)	14 (3.5)	13 (3.3)	109 (27.3)	127 (31.8)	3-12 (25.0)	11-16 (86.8)
Totals	16-13-7 (11-5-2 in ANA)	82 (2.3)	89 (2.5)	1047 (29.1)	980 (27.2)	21-142 (14.8)	141-163 (86.5)

ALL-TIME SERIES FAST FACTS

	Overall	@ Anaheim	@ Minnesota
All-Time Series:	16-13-7	11-5-2	5-8-5
Current Streak:	One Anaheim win	Two Anaheim wins	Three Minnesota wins
Last Win by Anaheim:	Dec. 29, 2009 (4-2)	Dec. 29, 2009 (4-2)	Jan. 17, 2009 (3-0)
Last Win by Minnesota:	Mar. 8, 2009 (3-2)	Mar. 8, 2009 (3-2)	Dec. 4, 2009 (5-4 SO)
Last 10 games:	5-3-0	6-3-1	2-5-3
Overtime Record:	2-3-2	1-1-0	1-2-4
Longest Winning Streak:	Two games, three times Last: Dec. 14, 2009-Jan.17, 2009	Three games Mar. 3, 2006-Nov. 12, 2006	One game, five times Last: Jan. 17, 2009
Longest Losing Streak:	Four games Mar. 28, 2004-Jan. 7, 2006	Two games Oct. 14, 2007-Dec. 14, 2007	Five games Mar. 28, 2004-Dec. 31, 2006
Last Shutout by Anaheim:	Jan. 17, 2009 (3-0)	Mar. 3, 2004 (2-0)	Jan. 17, 2009 (3-0)
Last Shutout by Minnesota:	Feb. 4, 2009 (3-0)	Oct. 14, 2007 (2-0)	Feb. 4, 2009 (3-0)
Biggest Anaheim win:	Dec. 18, 2001 (5-1)	Oct. 6, 2000 (8-3)	Dec. 18, 2001 (5-1)
Biggest Minnesota win:	Jan. 24, 2001 (5-0)	Jan. 24, 2001 (5-0)	Jan. 30, 2008 (5-1)

MONTREAL CANADIENS



Bell Centre
 1909 Avenue des Canadiens de Montreal
 Montreal, Quebec H3B 5E8
 TEL: (514) 932-2582 | FAX: (514) 932-8285
 canadiens.com

DIRECTORY

Executive Vice President/General Manager Pierre Gauthier
Head Coach Jacques Martin
Assistant Coach Kirk Muller
Assistant Coach Perry Pearn
Goaltending Coach Pierre Groulx
Director of Media Relations Dominick Saillant



JACQUES MARTIN

ALL-TIME SERIES NOTES

Hat Tricks

Brian Savage - Oct. 7, 1996 at Montreal (3-0=3)
 Martin Rucinsky - Nov. 6, 1996 at Anaheim (3-0=3)

Penalty Shots

Joe Sacco vs. Jocelyn Thibault - Nov. 12, 1998 at Anaheim (goal)
 Corey Perry vs. Carey Price - Oct. 25, 2008 at Montreal (no goal)

Overtime Games

Nov. 8, 1995	3-2 win at Montreal	(P. Kariya-GW goal)
Oct. 7, 1996	6-6 tie at Montreal	(B. Dolas-GT goal)
Nov. 12, 1997	4-3 loss at Anaheim	(V. Bure-GW goal)
Oct. 9, 2002	2-2 tie at Montreal	(K. Carney-GT goal)
Mar. 7, 2010	4-3 loss at Anaheim (SO)	(T. Plekanec-SO winner)

ALL-TIME SERIES SUMMARY

Season	Series Results	GF	GA	SF	SA	Power Play	Penalty Killing
1993-94	0-2-0 (0-1-0 in ANA)	3 (1.5)	9 (4.5)	59 (29.5)	60 (30.0)	0-10 (0.0)	2-6 (33.3)
1994-95	Did not play - NHL work stoppage						
1995-96	2-0-0 (1-0-0 in ANA)	8 (4.0)	4 (2.0)	67 (33.5)	56 (28.0)	3-10 (30.0)	11-12 (91.7)
1996-97	0-1-1 (0-1-0 in ANA)	11 (5.5)	12 (6.0)	67 (33.5)	71 (35.5)	4-12 (33.3)	4-9 (44.4)
1997-98	1-1-0 (0-1-0 in ANA)	8 (4.0)	8 (4.0)	52 (26.0)	58 (29.0)	4-13 (30.8)	7-11 (63.6)
1998-99	0-1-0 (0-0-0 in ANA)	0 (0.0)	1 (1.0)	24 (24.0)	30 (30.0)	0-3 (0.0)	2-3 (66.7)
1999-00	0-2-0 (0-1-0-0 in ANA)	2 (1.0)	4 (2.0)	56 (28.0)	46 (23.0)	0-7 (0.0)	5-6 (83.3)
2000-01	1-0-0-0 (1-0-0-0 in ANA)	4 (4.0)	2 (2.0)	23 (23.0)	29 (29.0)	1-6 (16.7)	4-5 (80.0)
2001-02	0-1-0-0 (0-0-0-0 in ANA)	1 (1.0)	3 (3.0)	25 (25.0)	18 (18.0)	0-7 (0.0)	4-4 (100.0)
2002-03	1-0-1-0 (1-0-0-0 in ANA)	5 (2.5)	3 (1.5)	56 (28.0)	49 (24.5)	0-5 (0.0)	4-5 (80.0)
2003-04	0-1-0-0 (0-1-0-0 in ANA)	2 (2.0)	5 (5.0)	38 (38.0)	24 (24.0)	0-3 (0.0)	1-2 (50.0)
2005-06	1-0-0 (0-0-0 in ANA)	5 (5.0)	3 (3.0)	37 (37.0)	24 (24.0)	1-6 (16.7)	5-7 (71.4)
2006-07	Did not play						
2007-08	1-0-0 (1-0-0 in ANA)	3 (3.0)	1 (1.0)	37 (37.0)	21 (21.0)	0-8 (0.0)	4-4 (100.0)
2008-09	1-0-0 (0-0-0 in ANA)	6 (6.0)	4 (4.0)	25 (25.0)	51 (51.0)	2-3 (66.7)	5-6 (83.3)
2009-10	0-0-1 (0-0-1 in ANA)	3 (3.0)	4 (4.0)	32 (32.0)	43 (43.0)	1-1 (100.0)	3-3 (100.0)
Totals	8-9-3 (4-5-1 in ANA)	61 (3.1)	63 (3.2)	598 (29.9)	580 (29.0)	16-94 (17.0)	61-83 (73.5)

ALL-TIME SERIES FAST FACTS

	Overall	@ Anaheim	@ Montreal
All-Time Series:	8-9-3	4-5-1	4-4-2
Current Streak:	One Montreal win	One Montreal win	Two Anaheim wins
Last Win by Anaheim:	Oct. 25, 2008 (6-4)	Mar. 9, 2008 (3-1)	Oct. 25, 2008 (6-4)
Last Win by Montreal:	Mar. 7, 2010 (4-3 SO)	Mar. 7, 2010 (4-3 SO)	Oct. 9, 2001 (3-1)
Last 10 games:	4-4-2	4-5-1	4-4-2
Overtime Record:	1-1-3	0-1-1	1-0-2
Longest Winning Streak:	Three games	Two games	Two games
	Dec. 10, 2005-Oct. 25, 2008	Mar. 7, 2001-Mar. 5, 2003	Dec. 10, 2005-present
Longest Losing Streak:	Three games	Three games	Three games
	Oct. 13, 1998-Nov. 22, 1999	Nov. 6, 1996-Nov. 22, 1999	Oct. 13, 1998-Oct. 9, 2002
Last Shutout by Anaheim:	None	None	None
Last Shutout by Montreal:	Oct. 13, 1998 (1-0)	None	Oct. 13, 1998 (1-0)
Biggest Anaheim win:	Mar. 2, 1994 (5-2)	Mar. 2, 1994 (5-2)	Two wins by two goals
Biggest Montreal win:	Three wins by three goals	Two wins by three goals	Oct. 23, 1993 (4-1)

NASHVILLE PREDATORS



Bridgestone Arena
501 Broadway
Nashville, TN 37203
TEL: (615) 770-2300 | FAX: (615) 770-2309
nashvillepredators.com

DIRECTORY

President of Hockey Operations/General Manager David Poile
Head Coach Barry Trotz
Associate Coach Brent Peterson
Assistant Coach Peter Horachek
Goaltending Coach Mitch Korn
Director of Communications Tim Darling



BARRY TROTZ

ALL-TIME SERIES NOTES

Hat Tricks

None

Penalty Shots

Steve Thomas vs. Tomas Vokoun - Apr. 1, 2003 at NSH (goal)

Overtime Games

Nov. 4, 2000	3-3 tie at Nashville	(P. Trepanier-GT goal)
Dec. 28, 2000	2-2 tie at Nashville	(P. Tenkrat-GT goal)
Mar. 11, 2001	1-0 win at Anaheim	(M. Crowley-GW goal)
Apr. 1, 2003	2-1 win at Nashville	(S. Thomas-GW goal)
Nov. 21, 2003	4-3 loss at Anaheim	(S. Hartnell-GW goal)
Feb. 20, 2004	3-2 loss at Anaheim	(S. Walker-GW goal)
Oct. 8, 2005	3-2 loss at Nashville (SO)	(P. Kariya-SO winner)
Jan. 9, 2007	5-4 loss at Nashville	(S. Sullivan-GW goal)
Mar. 4, 2007	3-2 win at Anaheim (SO)	(T. Selanne-SO winner)
Nov. 14, 2008	4-3 loss at Nashville	(D. Hamhuis-GW goal)
Mar. 18, 2009	4-3 win at Anaheim	(T. Selanne-GW goal)
Mar. 24, 2009	2-1 win at Nashville	(T. Selanne-SO winner)

ALL-TIME SERIES SUMMARY

Season	Series Results	GF	GA	SF	SA	Power Play	Penalty Killing
1998-99	2-2-0 (2-0-0 in ANA)	11 (2.8)	8 (2.0)	127 (31.8)	114 (28.5)	7-23 (30.4)	12-15 (80.0)
1999-00	4-0-0-0 (2-0-0-0 in ANA)	12 (3.0)	5 (1.3)	121 (30.3)	109 (27.3)	2-11 (18.2)	13-14 (92.9)
2000-01	1-1-2-0 (1-1-0-0 in ANA)	6 (1.5)	8 (2.0)	104 (26.0)	115 (28.8)	1-17 (5.9)	13-15 (86.7)
2001-02	3-1-0-0 (2-0-0-0 in ANA)	13 (3.3)	8 (2.0)	101 (25.3)	90 (22.5)	3-16 (18.8)	11-11 (100.0)
2002-03	3-1-0-0 (2-0-0-0 in ANA)	8 (2.0)	4 (1.0)	118 (29.5)	120 (30.0)	3-18 (16.7)	19-20 (95.0)
2003-04	1-1-0-2 (0-0-0-2 in ANA)	10 (2.0)	11 (3.3)	134 (35.0)	118 (30.6)	4-16 (18.2)	19-23 (78.6)
2005-06	3-0-1 (2-0-0 in ANA)	16 (4.0)	9 (2.3)	136 (34.0)	130 (32.5)	6-28 (21.4)	19-21 (90.5)
2006-07	2-1-1 (2-0-0 in ANA)	11 (2.8)	10 (2.5)	134 (33.5)	79 (19.8)	4-19 (21.1)	19-21 (90.5)
2007-08	3-1-0 (2-0-0 in ANA)	12 (3.0)	8 (2.0)	107 (26.8)	118 (29.5)	3-16 (18.8)	14-23 (60.87)
2008-09	2-1-1 (1-0-1 in ANA)	10 (2.5)	12 (3.0)	115 (28.8)	125 (31.3)	5-12 (41.7)	8-13 (61.5)
2009-10	2-2-0 (1-1-0 in ANA)	8 (2.0)	6 (1.5)	109 (27.3)	131 (32.8)	1-11 (9.1)	10-12 (83.3)
Totals	26-11-7 (17-2-3 in ANA)	117 (2.7)	89 (2.0)	1306 (29.7)	1249 (28.4)	39-187 (20.9)	162-188 (86.2)

ALL-TIME SERIES FAST FACTS

	Overall	@ Anaheim	@ Nashville
All-Time Series:	26-11-7	17-2-3	9-9-4
Current Streak:	One Nashville win	One Nashville win	One Anaheim win
Last Win by Anaheim:	Jan. 9, 2010 (3-2)	Nov. 5, 2009 (4-0)	Jan. 9, 2010 (3-2)
Last Win by Nashville:	Mar. 12, 2010 (1-0)	Mar. 12, 2010 (1-0)	Jan. 2, 2010 (3-1)
Last 10 games:	6-3-1	8-1-1	4-4-2
Overtime Record:	5-4-3	3-2-1	2-2-2
Longest Winning Streak:	Five games Mar. 5, 1999-Apr. 7, 2000	Six games Nov. 1, 2005-Jan. 7, 2008	Two games Nov. 27, 1999-Apr. 7, 2000
Longest Losing Streak:	Three games Oct. 9, 2003-Feb. 20, 2004	Two games Nov. 21, 2003-Feb. 20, 2004	Three games Nov. 27, 1998-Jan. 4, 1999
Last Shutout by Anaheim:	Nov. 5, 2009 (4-0)	Nov. 5, 2009 (4-0)	None
Last Shutout by Nashville:	Mar. 12, 2010 (1-0)	Mar. 12, 2010 (1-0)	Feb. 3, 2007 (3-0)
Biggest Anaheim win:	Dec. 16, 1998 (6-1)	Dec. 16, 1998 (6-1)	Apr. 7, 2000 (5-1)
Biggest Nashville win:	Jan. 31, 2001 (3-0)	Jan. 31, 2001 (3-0)	Three wins by three goals

NEW JERSEY DEVILS



Prudential Center
165 Mulberry St.
Newark, NJ 07102
TEL: (973) 757-6100 | FAX: (973) 757-6399
newjerseydevils.com

DIRECTORY

CEO/President/General Manager Lou Lamoriello
Head Coach John MacLean
Assistant Coach Larry Robinson
Assistant Coach Adam Oates
Goaltending Coach Chris Terreri
Senior Vice President, Communications Mike Levine



JOHN MacLEAN

ALL-TIME SERIES NOTES

Hat Tricks

None

Penalty Shots

Fredrik Olausson vs. Martin Brodeur - Nov. 24, 1999 vs. NJ (goal)

Overtime Games

Nov. 12, 2002 3-2 loss at New Jersey (J. Langenbrunner-GW goal)
Nov. 26, 2003 3-3 tie at Anaheim (S. Fedorov-GT goal)

ALL-TIME SERIES SUMMARY

Season	Series Results	GF	GA	SF	SA	Power Play	Penalty Killing
1993-94	0-2-0 (0-1-0 in ANA)	3 (1.5)	10 (5.0)	41 (20.5)	67 (33.5)	1-8 (12.5)	9-12 (75.0)
1994-95	Did not play - NHL work stoppage						
1995-96	2-0-0 (1-0-0 in ANA)	10 (5.0)	3 (1.5)	50 (25.0)	56 (28.0)	1-5 (20.0)	6-6 (100.0)
1996-97	1-1-0 (1-0-0 in ANA)	6 (3.0)	6 (3.0)	64 (32.0)	64 (32.0)	0-8 (0.0)	7-8 (87.5)
1997-98	1-1-0 (1-0-0 in ANA)	2 (1.0)	3 (1.5)	44 (22.0)	57 (28.5)	0-8 (0.0)	5-5 (100.0)
1998-99	0-2-0 (0-1-0 in ANA)	4 (2.0)	11 (5.5)	49 (24.5)	64 (32.0)	1-8 (12.5)	5-8 (62.5)
1999-00	0-2-0-0 (0-1-0-0 in ANA)	3 (1.5)	5 (2.5)	54 (27.0)	59 (29.5)	0-4 (0.0)	2-4 (50.0)
2000-01	0-2-0-0 (0-1-0-0 in ANA)	4 (2.0)	9 (4.5)	52 (26.0)	64 (32.0)	2-6 (33.3)	4-8 (50.0)
2001-02	1-0-0-0 (1-0-0-0 in ANA)	2 (2.0)	1 (1.0)	19 (19.0)	45 (45.0)	1-1 (100.0)	3-4 (75.0)
2002-03	0-1-0-1 (0-1-0-0 in ANA)	3 (1.5)	6 (3.0)	55 (27.5)	61 (30.5)	0-6 (0.0)	5-5 (100.0)
2003-04	0-0-1-0 (0-0-1-0 in ANA)	3 (3.0)	3 (3.0)	36 (36.0)	36 (36.0)	1-7 (14.3)	3-4 (75.0)
2005-06	Did not play						
2006-07	1-0-0 (1-0-0 in ANA)	4 (4.0)	2 (2.0)	37 (37.0)	25 (25.0)	0-6 (0.0)	5-6 (83.3)
2007-08	1-0-0 (0-0-0 in ANA)	2 (2.0)	1 (1.0)	24 (24.0)	35 (35.0)	0-2 (0.0)	5-5 (100.0)
2008-09	1-0-0 (1-0-0 in ANA)	4 (4.0)	3 (3.0)	34 (34.0)	21 (21.0)	0-4 (0.0)	1-2 (50.0)
2009-10	0-1-0 (0-0-0 in ANA)	1 (1.0)	3 (3.0)	32 (32.0)	25 (25.0)	0-6 (0.0)	3-3 (100.0)
Totals	8-12-2 (6-5-1 in ANA)	51 (2.3)	66 (3.0)	591 (26.9)	679 (30.9)	7-79 (8.9)	63-80 (78.8)

ALL-TIME SERIES FAST FACTS

	Overall	@ Anaheim	@ New Jersey
All-Time Series:	8-12-2	6-5-1	2-7-1
Current Streak:	One New Jersey win	Two Anaheim wins	One New Jersey win
Last Win by Anaheim:	Jan. 11, 2009 (4-3)	Jan. 11, 2009 (4-3)	Feb. 8, 2008 (2-1)
Last Win by New Jersey:	Nov. 11, 2009 (3-1)	Jan. 24, 2003 (3-1)	Nov. 11, 2009 (3-1)
Last 10 games:	4-4-2	5-4-1	2-7-1
Overtime Record:	0-1-1	0-0-1	0-1-0
Longest Winning Streak:	Three games Nov. 24, 2006-Jan. 11, 2009	Three games Nov. 5, 1995-Nov. 26, 1997	One game, two times Last: Feb. 8, 2008
Longest Losing Streak:	Seven games Mar. 18, 1998-Nov. 22, 2000	Three games Jan. 20, 1999-Nov. 22, 2000	Six games Dec. 28, 1996-Nov. 12, 2003
Last Shutout by Anaheim:	Nov. 26, 1997 (2-0)	Nov. 26, 1997 (2-0)	None
Last Shutout by New Jersey:	Mar. 18, 1998 (3-0)	None	Mar. 18, 1998 (3-0)
Biggest Anaheim win:	Nov. 5, 1995 (6-1)	Nov. 5, 1995 (6-1)	Feb. 11, 1996 (4-2)
Biggest New Jersey win:	Mar. 31, 1999 (7-1)	Three goals, two times	Mar. 31, 1999 (7-1)

NEW YORK ISLANDERS



Nassau Veterans Memorial Coliseum

1255 Hempstead Turnpike


Uniondale, NY 11553

TEL: (516) 501-6700 | FAX: (516) 501-6850

newyorkislanders.com

DIRECTORY

General Manager	Garth Snow
Head Coach	Scott Gordon
Assistant Coach	Dean Chynoweth
Assistant Coach	Scott Allen
Goaltending Coach	Mike Dunham
Director of Communications	Kimber Auerbach



SCOTT GORDON

ALL-TIME SERIES NOTES

Hat Tricks

None

Penalty Shots

None

Overtime Games

Oct. 10, 1993	4-3 loss at Anaheim	(P. Turgeon-GW goal)
Nov. 17, 1995	2-1 win at Anaheim	(P. Douris-GW goal)
Nov. 20, 1996	2-2 tie at Anaheim	(B. Smolinski-GT goal)
Dec. 18, 1998	2-2 tie at Anaheim	(M. Czerkawski-GT goal)
April 3, 1999	2-2 tie at New York	(M. Cullen-GT goal)
Feb. 17, 2003	2-2 tie at New York	(A. Yashin-GT goal)
Oct. 11, 2006	5-4 loss at New York (SO)	(M. York-SO winner)
Mar. 19, 2010	5-4 win at Anaheim	(S. Koivu-GW goal)

ALL-TIME SERIES SUMMARY

Season	Series Results	GF	GA	SF	SA	Power Play	Penalty Killing
1993-94	1-1-0 (0-1-0 in ANA)	6 (3.0)	4 (2.0)	53 (26.5)	67 (33.5)	1-5 (20.0)	5-6 (83.3)
1994-95	Did not play - NHL work stoppage						
1995-96	1-1-0 (1-0-0 in ANA)	5 (2.5)	5 (2.5)	72 (36.0)	58 (29.0)	1-11 (9.0)	9-11 (81.8)
1996-97	0-1-1 (0-0-1 in ANA)	5 (2.5)	6 (3.0)	57 (28.5)	52 (26.0)	0-6 (0.0)	5-6 (83.3)
1997-98	1-1-0 (0-1-0 in ANA)	6 (3.0)	7 (3.5)	56 (28.0)	70 (35.0)	2-10 (20.0)	10-10 (100.0)
1998-99	0-0-2 (0-0-1 in ANA)	4 (2.0)	4 (2.0)	67 (33.5)	65 (32.5)	2-7 (28.6)	6-6 (100.0)
1999-00	0-1-0-0 (0-1-0-0 in ANA)	2 (2.0)	4 (4.0)	32 (32.0)	27 (27.0)	0-5 (0.0)	2-2 (100.0)
2000-01	2-0-0-0 (1-0-0-0 in ANA)	6 (3.0)	4 (2.0)	63 (31.5)	49 (24.5)	3-9 (33.3)	6-6 (100.0)
2001-02	0-1-0-0 (0-0-0-0 in ANA)	3 (3.0)	5 (5.0)	37 (37.0)	26 (26.0)	0-5 (0.0)	2-2 (100.0)
2002-03	0-0-1-0 (0-0-1-0 in ANA)	2 (2.0)	2 (2.0)	31 (31.0)	33 (33.0)	0-5 (0.0)	4-4 (100.0)
2003-04	0-2-0-0 (0-1-0-0 in ANA)	2 (1.0)	7 (3.5)	64 (32.0)	49 (24.5)	2-11 (18.2)	8-10 (80.0)
2005-06	Did not play						
2006-07	0-0-1 (0-0-1 in ANA)	4 (4.0)	5 (5.0)	50 (50.0)	24 (24.0)	2-6 (33.3)	2-3 (66.7)
2007-08	1-0-0 (0-0-0 in ANA)	3 (3.0)	0 (0.0)	26 (26.0)	25 (25.0)	1-6 (16.7)	1-1 (100.0)
2008-09	0-1-0 (0-0-0 in ANA)	1 (1.0)	2 (2.0)	40 (40.0)	14 (14.0)	1-5 (20.0)	0-1 (0.0)
2009-10	1-0-0 (1-0-0 in ANA)	5 (5.0)	4 (4.0)	39 (39.0)	31 (31.0)	1-2 (50.0)	1-3 (33.3)
Totals	7-9-5 (3-4-4 in ANA)	54 (2.6)	59 (2.8)	687 (32.7)	590 (28.1)	16-93 (17.2)	61-71 (85.9)

ALL-TIME SERIES FAST FACTS

	Overall	@ Anaheim	@ New York
All-Time Series:	7-9-5	3-4-4	4-5-1
Current Streak:	One Anaheim win	One Anaheim win	One New York win
Last Win by Anaheim:	Mar. 19, 2010 (5-4 OT)	Mar. 19, 2010 (5-4 OT)	Feb. 5, 2008 (3-0)
Last Win by New York:	Jan. 21, 2009 (2-1)	Oct. 11, 2006 (5-4 SO)	Jan. 21, 2009 (2-1)
Last 10 games:	4-4-2	3-3-4	4-5-1
Overtime Record:	2-1-5	2-1-2	0-0-3
Longest Winning Streak:	Two games, two times Last: Oct. 17, 2000-Nov. 19, 2000	One game, three times Last: Mar. 19, 2010	One game, four times Last: Feb. 5, 2008
Longest Losing Streak:	Three games Last: Nov. 1, 2003-Oct. 11, 2006	Two games Mar. 12, 2004-Oct. 22, 2006	Two games, two times Last: Nov. 24, 2001-Nov. 1, 2003
Last Shutout by Anaheim:	Feb. 5, 2008 (3-0)	None	Feb. 5, 2008 (3-0)
Last Shutout by New York:	None	None	None
Biggest Anaheim win:	Two games by two goals	Three games by one goal	Two games by two goals
Biggest New York win:	Two games by three goals	Oct. 19, 1997 (5-2)	Nov. 1, 2003 (4-1)

NEW YORK RANGERS



Madison Square Garden
2 Pennsylvania Plaza
New York, NY 10121
TEL: (212) 465-6486 | FAX: (212) 465-6494
newyorkrangers.com

DIRECTORY

President/General Manager Glen Sather
Head Coach John Tortorella
Assistant Coach Mike Sullivan
Assistant Coach Benoit Allaire
VP, Public Relations and Player Recruitment John Rosasco



JOHN TORTORELLA

ALL-TIME SERIES NOTES

Hat Tricks

Terry Yake - Oct. 19, 1993 at New York (3-1=4)
Teemu Selanne - Oct. 26, 1997 at New York (3-0=3)

Penalty Shots

None

Overtime Games

Oct. 26, 1997 3-3 tie at New York (T. Selanne-GT goal)
Mar. 8, 2000 4-3 loss at Anaheim (B. Leetch-GW goal)
Nov. 19, 2002 3-2 loss at New York (P. Bure-GW goal)
Nov. 1, 2006 4-3 loss at New York (J. Jagr-GW goal)

ALL-TIME SERIES SUMMARY

Season	Series Results	GF	GA	SF	SA	Power Play	Penalty Killing
1993-94	2-0-0 (1-0-0 in ANA)	7 (3.5)	4 (2.0)	73 (36.5)	72 (36.0)	3-11 (27.3)	10-11 (90.9)
1994-95	Did not play - NHL work stoppage						
1995-96	1-1-0 (1-0-0 in ANA)	8 (4.0)	9 (4.5)	47 (23.5)	76 (38.0)	2-16 (12.5)	7-12 (58.3)
1996-97	1-1-0 (1-0-0 in ANA)	7 (3.5)	5 (2.5)	57 (23.5)	76 (38.0)	1-8 (12.5)	5-8 (62.5)
1997-98	1-0-1 (1-0-0 in ANA)	6 (3.0)	5 (2.5)	50 (25.0)	69 (34.5)	0-4 (0.0)	9-10 (90.0)
1998-99	2-0-0 (1-0-0 in ANA)	7 (3.5)	2 (1.0)	44 (22.0)	43 (21.5)	2-12 (16.7)	14-14 (100.0)
1999-00	0-0-0-1 (0-0-0-1 in ANA)	3 (3.0)	4 (4.0)	39 (39.0)	22 (22.0)	1-2 (50.0)	3-4 (75.0)
2000-01	2-0-0-0 (1-0-0-0 in ANA)	10 (5.0)	7 (3.5)	71 (35.5)	58 (29.0)	2-11 (18.2)	7-10 (70.0)
2001-02	1-0-0-0 (0-0-0-0 in ANA)	3 (3.0)	2 (2.0)	35 (35.0)	15 (15.0)	2-11 (18.2)	8-8 (100.0)
2002-03	0-1-0-1 (0-1-0-0 in ANA)	4 (2.0)	9 (4.5)	68 (34.0)	56 (28.0)	0-8 (0.0)	6-7 (85.7)
2003-04	1-0-0-0 (0-0-0-0 in ANA)	3 (3.0)	1 (1.0)	23 (23.0)	39 (39.0)	2-5 (40.0)	4-4 (100.0)
2005-06	Did not play						
2006-07	0-0-1 (0-0-1 in ANA)	3 (3.0)	4 (4.0)	33 (33.0)	34 (34.0)	0-6 (0.0)	7-9 (77.8)
2007-08	1-0-0 (0-0-0 in ANA)	4 (4.0)	1 (1.0)	19 (19.0)	33 (33.0)	1-2 (50.0)	4-4 (100.0)
2008-09	0-2-0 (0-1-0 in ANA)	3 (2.5)	7 (3.5)	54 (27.0)	59 (29.5)	1-8 (12.50)	8-11 (72.7)
2009-10	0-1-0 (0-0-0 in ANA)	0 (0.0)	3 (3.0)	18 (18.0)	38 (38.0)	0-4 (0.0)	3-5 (60.0)
Totals	12-6-4 (6-2-2 in ANA)	68 (3.1)	63 (2.9)	631 (28.7)	690 (31.4)	17-108 (15.7)	95-117 (81.2)

ALL-TIME SERIES FAST FACTS

	Overall	@ Anaheim	@ New York
All-Time Series:	12-6-4	6-2-2	6-4-2
Current Streak:	Three New York wins	Three New York wins	Two New York wins
Last Win by Anaheim:	Feb. 7, 2008 (4-1)	Dec. 15, 2000 (6-4)	Feb. 7, 2008 (4-1)
Last Win by New York:	Oct. 11, 2009 (3-0)	Dec. 16, 2008 (3-1)	Oct. 11, 2009 (3-0)
Last 10 games:	4-4-2	6-2-2	5-3-2
Overtime Record:	0-2-1	0-1-0	0-1-1
Longest Winning Streak:	Three games, two times Last: Oct. 16, 2000-Nov. 25, 2001	Five games Jan. 28, 1994-Nov. 18, 1998	Three games Apr. 2, 1999-Nov. 25, 2001
Longest Losing Streak:	Three games Dec. 16, 2008-present	Three games Nov. 1, 2006-present	Two games, two times Last: Jan. 20, 2009-present
Last Shutout by Anaheim:	None	None	None
Last Shutout by New York:	Oct. 11, 2009 (3-0)	None	Oct. 11, 2009 (3-0)
Biggest Anaheim win:	Four wins by three goals	Two wins by three goals	Two wins by three goals
Biggest New York win:	Two wins by four goals	Feb. 21, 2003 (6-2)	Dec. 4, 1995 (5-1)

OTTAWA SENATORS



Scotiabank Place
1000 Palladium Drive
Ottawa, Ontario K2V 1A5
TEL: (613) 599-0250 | FAX: (613) 599-0358
ottawasenators.com

DIRECTORY

Executive Vice President/General Manager Bryan Murray
Head Coach Cory Clouston
Assistant Coach Greg Carvel
Assistant Coach Luke Richardson
Assistant Coach Brad Lauer
Vice President of Communications Phil Legault



CORY CLOUSTON

ALL-TIME SERIES NOTES

Hat Tricks

Teemu Selanne - Mar. 22, 1998 at Ottawa (3-0=3)

Penalty Shots

Alexandre Daigle vs. Guy Hebert - Dec. 30, 1996 at Ottawa (no goal)

Overtime Games

Dec. 30, 1996	4-3 win at Ottawa	(S. Rucchin-GW goal)
Oct. 10, 1997	1-1 tie at Anaheim	(E. Knutsen-GT goal)
Dec. 28, 1998	2-2 tie at Ottawa	(S. McEachern-GT goal)
Mar. 17, 1999	2-2 tie at Anaheim	(M. Hossa-GT goal)
Jan. 19, 2006	4-3 win at Ottawa (SO)	(C. Kunitz-SO winner)
Dec. 6, 2009	4-3 loss at Anaheim (SO)	(D. Alfredsson-SO winner)

ALL-TIME SERIES SUMMARY

Season	Series Results	GF	GA	SF	SA	Power Play	Penalty Killing
1993-94	1-1-0 (1-0-0 in ANA)	6 (3.0)	5 (2.5)	47 (23.5)	56 (28.0)	1-8 (12.5)	8-8 (100.0)
1994-95	Did not play - NHL work stoppage						
1995-96	2-0-0 (1-0-0 in ANA)	7 (3.5)	4 (2.0)	49 (24.5)	54 (27.0)	1-11 (9.0)	7-9 (77.7)
1996-97	2-0-0 (1-0-0 in ANA)	8 (4.0)	4 (2.0)	44 (22.0)	68 (34.0)	1-6 (16.7)	7-8 (87.5)
1997-98	1-0-1 (0-0-1 in ANA)	6 (3.0)	3 (1.5)	42 (21.0)	77 (38.5)	3-8 (37.5)	11-12 (91.7)
1998-99	0-0-2 (0-0-1 in ANA)	4 (2.0)	4 (2.0)	37 (18.5)	82 (41.0)	0-4 (0.0)	8-9 (88.9)
1999-00	0-2-0-0 (0-1-0 in ANA)	2 (1.0)	6 (3.0)	53 (26.5)	65 (32.5)	2-5 (40.0)	2-5 (40.0)
2000-01	0-1-0-0 (0-0-0-0 in ANA)	1 (1.0)	4 (4.0)	31 (31.0)	31 (31.0)	0-4 (0.0)	5-5 (100.0)
2001-02	0-1-0-0 (0-1-0-0 in ANA)	2 (2.0)	4 (4.0)	18 (18.0)	19 (19.0)	0-4 (0.0)	3-5 (60.0)
2002-03	1-1-0-0 (1-0-0-0 in ANA)	4 (2.0)	5 (2.5)	52 (26.0)	53 (26.5)	1-7 (14.3)	6-7 (85.7)
2003-04	0-1-0-0 (0-1-0-0 in ANA)	0 (0.0)	3 (3.0)	27 (27.0)	27 (27.0)	0-3 (0.0)	3-3 (100.0)
2005-06	1-0-0-0 (0-0-0 in ANA)	4 (4.0)	3 (3.0)	39 (39.0)	33 (33.0)	1-4 (25.0)	3-4 (75.0)
2006-07	Did not play						
2007-08	1-0-0 (1-0-0 in ANA)	3 (3.0)	1 (1.0)	31 (31.0)	25 (25.0)	2-6 (33.3)	4-4 (100.0)
2008-09	1-0-0 (0-0-0 in ANA)	4 (4.0)	3 (3.0)	32 (32.0)	30 (30.0)	1-3 (33.3)	5-7 (71.4)
2009-10	0-0-1 (0-0-1 in ANA)	3 (3.0)	4 (4.0)	36 (36.0)	29 (29.0)	0-3 (0.0)	4-5 (80.0)
Totals	10-7-4 (5-3-3 in ANA)	54 (2.6)	53 (2.5)	538 (25.6)	649 (30.1)	13-76 (17.1)	76-91 (83.5)

ALL-TIME SERIES FAST FACTS

	Overall	@ Anaheim	@ Ottawa
All-Time Series:	10-7-4	5-3-3	5-4-1
Current Streak:	One Ottawa win	One Ottawa win	Two Anaheim wins
Last Win by Anaheim:	Oct. 24, 2008 (4-3)	Mar. 3, 2008 (3-1)	Oct. 24, 2008 (4-3)
Last Win by Ottawa:	Dec. 6, 2009 (4-3 SO)	Dec. 6, 2009 (4-3 SO)	Jan. 16, 2003 (3-1)
Last 10 games:	4-6-0	4-3-3	5-4-1
Overtime Record:	2-0-4	0-0-3	2-0-1
Longest Winning Streak:	Five games Mar. 13, 1994-Mar. 5, 1997	Three games Mar. 13, 1994-Mar. 5, 1997	Three games Nov. 11, 1995-Mar. 22, 1998
Longest Losing Streak:	Five games Nov. 13, 1999-Jan. 16, 2003	Two games Jan. 12, 2000-Jan. 29, 2003	Three games Nov. 13, 1999-Jan. 16, 2003
Last Shutout by Anaheim:	None	None	None
Last Shutout by Ottawa:	Oct. 17, 2003 (3-0)	Oct. 17, 2003 (3-0)	None
Biggest Anaheim win:	Mar. 13, 1994 (5-1)	Mar. 13, 1994 (5-1)	Mar. 22, 1998 (5-2)
Biggest Ottawa win:	Three wins by three goals	Oct. 17, 2003 (3-0)	Two wins by three goals

PHILADELPHIA FLYERS



Wells Fargo Center
3601 South Broad Street
Philadelphia, PA 19148
TEL: (215) 465-4500 | FAX: (215) 389-9403
philadelphiaflyers.com

DIRECTORY

General Manager Paul Holmgren
Head Coach Peter Laviolette
Assistant Coach Joe Mullen
Assistant Coach Craig Berube
Assistant Coach Kevin McCarthy
Goaltending Coach Jeff Reese
Senior Director of Communications Zack Hill



PETER LAVIOLETTE

ALL-TIME SERIES NOTES

Hat Tricks

Paul Kariya - Feb. 6, 2002 at Anaheim (3-0=3)
Mike Knuble - Feb. 2, 2008 at Philadelphia (3-0=3)

Penalty Shots

None

Overtime Games

Mar. 27, 1994	3-2 win at Philadelphia	(G. Valk-GW goal)
Jan. 9, 1996	2-2 tie at Philadelphia	(J. LeClair-GT goal)
Oct. 15, 1997	2-2 tie at Anaheim	(T. Sandstrom-GT goal)
Mar. 19, 1998	3-3 tie at Philadelphia	(F. Banham-GT goal)
Nov. 3, 1999	3-3 tie at Anaheim	(J. Leclair-GT goal)
Feb. 3, 2000	3-3 tie at Philadelphia	(E. Lindros-GT goal)
Oct. 22, 2003	4-3 win at Anaheim	(R. Neidermayer-GW goal)
Jan. 2, 2009	5-4 loss at Anaheim (SO)	(M. Richards-SO winner)
Oct. 10, 2009	3-2 win at Philadelphia (SO)	(T. Selanne-SO winner)

ALL-TIME SERIES SUMMARY

Season	Series Results	GF	GA	SF	SA	Power Play	Penalty Killing
1993-94	2-0-0 (1-0-0 in ANA)	9 (4.5)	5 (2.5)	61 (30.5)	60 (30.0)	0-11 (0.0)	5-8 (62.5)
1994-95	Did not play - NHL work stoppage						
1995-96	0-1-1 (0-1-0 in ANA)	4 (2.0)	6 (3.0)	40 (20.0)	66 (33.0)	1-10 (10.0)	9-11 (81.8)
1996-97	0-2-0 (0-1-0 in ANA)	3 (1.5)	7 (3.5)	39 (19.5)	67 (33.5)	1-5 (20.0)	4-6 (66.7)
1997-98	0-0-2 (0-0-1 in ANA)	5 (2.5)	5 (2.5)	55 (27.5)	62 (31.0)	1-9 (11.1)	6-8 (75.0)
1998-99	1-1-0 (1-0-0 in ANA)	6 (3.0)	8 (4.0)	46 (23.0)	64 (32.0)	4-13 (30.8)	11-16 (68.8)
1999-00	0-0-2-0 (0-0-1-0 in ANA)	6 (3.0)	6 (3.0)	52 (26.0)	81 (40.5)	2-6 (33.3)	5-8 (62.5)
2000-01	1-0-0-0 (0-0-0-0 in ANA)	4 (4.0)	3 (3.0)	31 (31.0)	31 (31.0)	0-4 (0.0)	5-5 (100.0)
2001-02	1-1-0-0 (1-0-0-0 in ANA)	6 (3.0)	6 (3.0)	47 (23.5)	55 (27.5)	1-6 (0.0)	6-7 (100.0)
2002-03	0-1-0-0 (0-1-0-0 in ANA)	0 (0.0)	1 (1.0)	28 (28.0)	25 (25.0)	0-7 (0.0)	4-5 (80.0)
2003-04	1-0-0-0 (1-0-0-0 in ANA)	4 (4.0)	3 (3.0)	29 (29.0)	34 (34.0)	1-8 (12.5)	4-4 (100.0)
2005-06	Did not play						
2006-07	0-1-0 (0-1-0 in ANA)	4 (4.0)	7 (7.0)	41 (41.0)	16 (16.0)	2-6 (33.3)	2-5 (40.0)
2007-08	0-1-0 (0-0-0 in ANA)	0 (0.0)	3 (3.0)	27 (27.0)	25 (25.0)	0-3 (0.0)	2-3 (66.7)
2008-09	0-0-1 (0-0-1 in ANA)	4 (4.0)	4 (4.0)	27 (27.0)	32 (32.0)	2-4 (50.0)	5-6 (83.3)
2009-10	1-0-0 (0-0-0 in ANA)	3 (3.0)	2 (2.0)	33 (33.0)	35 (35.0)	0-4 (0.0)	5-7 (71.4)
Totals	7-8-6 (4-4-3 in ANA)	58 (2.8)	66 (3.2)	556 (26.2)	653 (30.9)	15-96 (16.3)	73-99 (73.9)

ALL-TIME SERIES FAST FACTS

	Overall	@ Anaheim	@ Philadelphia
All-Time Series:	6-8-6	4-4-3	3-4-3
Current Streak:	One Anaheim win	Two Philadelphia wins	One Anaheim win
Last Win by Anaheim:	Oct. 10, 2009 (3-2 SO)	Oct. 22, 2003 (4-3 OT)	Oct. 10, 2009 (3-2 SO)
Last Win by Philadelphia:	Jan. 2, 2009 (5-4 SO)	Jan. 2, 2009 (5-4 SO)	Feb. 2, 2008 (3-0)
Last 10 games:	4-4-2	3-4-3	3-4-3
Overtime Record:	3-0-6	1-0-3	2-0-3
Longest Winning Streak:	Two games Feb. 16, 1994-Mar. 27, 1994	One game, four times Last: Oct. 22, 2003	One game, three times Last: Oct. 10, 2009
Longest Losing Streak:	Three games Nov. 15, 2006-Jan. 2, 2009	Two games, two times Last: Nov. 15, 2006-present	Two games Mar. 21, 2002-Feb. 2, 2008
Last Shutout by Anaheim:	None	None	None
Last Shutout by Philadelphia:	Feb. 2, 2008 (3-0)	Jan. 3, 2003 (1-0)	Feb. 2, 2008 (3-0)
Biggest Anaheim win:	Feb. 16, 1994 (6-3)	Feb. 16, 1994 (6-3)	Three wins by one goal
Biggest Philadelphia win:	Four wins by three goals	Nov. 15, 2006 (7-4)	Three wins by three goals

PHOENIX COYOTES



Jobing.com Arena
 9400 West Maryland Ave.
 Glendale, AZ 85305
 TEL: (623) 772-3200 | FAX: (623) 872-2000
 phoenixcoyotes.com

DIRECTORY

Executive Vice President/General Manager Don Maloney
Head Coach Dave Tippett
Associate Coach Ulf Samuelsson
Assistant Coach Dave King
Assistant Coach Doug Sulliman
Goaltending Coach Sean Burke
Senior Director of Media Relations Rich Nairn



DAVE TIPPETT

ALL-TIME SERIES NOTES

Hat Tricks

Paul Kariya - Jan. 23, 1997 at Phoenix (3-0=3)
 Keith Tkachuk - Apr. 3, 1998 at Phoenix (3-2=5)
 Teemu Selanne - Feb. 1, 2001 at Phoenix (3-0=3)
 Chris Kunitz - Nov. 19, 2006 at Anaheim (3-1=4)
 Peter Mueller - Nov. 7, 2007 at Anaheim (3-0=3)

Penalty Shots

Andy McDonald vs. Curtis Joseph - Nov. 2, 2006 at Anaheim (goal)

Overtime Games

Oct. 25, 1998	2-2 tie at Anaheim	(S. Rucchin-GT goal)	Nov. 12, 2005	2-1 loss at Phoenix	(Z. Michalek-GW goal)
Jan. 21, 1999	3-3 tie at Phoenix	(T. Numminen-GT goal)	Feb. 15, 2007	5-4 win at Phoenix	(T. Selanne-GW goal)
Mar. 26, 2000	4-3 win at Anaheim	(O. Tverdovsky-GW goal)	Nov. 7, 2007	6-5 loss at Anaheim	(S. Doan-GW goal)
Nov. 1, 2000	1-1 tie at Anaheim	(O. Tverdovsky-GT goal)	Nov. 23, 2007	4-3 loss at Anaheim (SO)	(S. Doan-SO winner)
Oct. 24, 2001	3-2 win at Phoenix	(M. Leclerc-GW goal)	Jan. 5, 2008	3-2 loss at Phoenix (SO)	(P. Mueller-SO winner)
Mar. 28, 2002	2-1 win at Phoenix	(G. Titov-GW goal)	Mar. 11, 2008	3-2 loss at Phoenix (SO)	(R. Vrбата-SO winner)
Nov. 27, 2002	2-2 tie at Anaheim	(D. Briere-GT goal)	Apr. 6, 2008	3-2 win at Anaheim (SO)	(R. Getzlaf-SO winner)
Nov. 8, 2003	4-3 loss at Phoenix	(R. Suchy-GW goal)	Mar. 19, 2009	3-2 win at Phoenix (SO)	(B. Ryan-SO winner)
Nov. 9, 2003	2-1 win at Anaheim	(P. Sykora-GW goal)	Apr. 11, 2009	5-4 loss at Anaheim (SO)	(V. Tikhonov-SO winner)
Feb. 23, 2004	1-1 tie at Phoenix	(D. Langkow-GT goal)	Oct. 31, 2009	3-2 loss at Phoenix (SO)	(R. Vrбата-SO winner)
Mar. 16, 2004	3-2 win at Phoenix	(S. Fedorov-GW goal)	Nov. 29, 2009	3-2 loss at Anaheim	(J. Vandermeer-GW goal)

ALL-TIME SERIES SUMMARY

Season	Series Results	GF	GA	SF	SA	Power Play	Penalty Killing
1993-94	4-0-0 (2-0-0 in ANA)	17 (4.3)	9 (2.3)	102 (25.5)	129 (32.3)	3-21 (14.3)	17-22 (77.3)
1994-95	3-1-0 (2-0-0 in ANA)	12 (3.0)	10 (2.5)	111 (27.8)	139 (34.8)	1-13 (7.7)	15-20 (75.0)
1995-96	3-1-0 (2-0-0 in ANA)	20 (5.0)	12 (3.0)	137 (34.3)	141 (35.3)	5-23 (21.7)	21-23 (91.3)
1996-97	1-3-0 (1-1-0 in ANA)	10 (2.5)	14 (3.5)	131 (32.8)	119 (29.8)	2-17 (11.8)	13-17 (76.5)
1997-98	1-3-0 (0-2-0 in ANA)	10 (2.5)	20 (5.0)	109 (27.2)	126 (31.5)	7-31 (22.6)	12-21 (57.1)
1998-99	3-1-2 (2-0-1 in ANA)	17 (2.8)	8 (1.3)	174 (29.0)	202 (33.7)	2-31 (6.5)	27-28 (96.4)
1999-00	2-4-0-0 (1-2-0-0 in ANA)	10 (1.7)	23 (3.8)	194 (32.3)	171 (28.5)	2-25 (8.0)	14-16 (87.5)
2000-01	2-2-1-0 (0-2-1-0 in ANA)	16 (3.2)	14 (2.8)	143 (28.6)	128 (25.6)	4-34 (11.8)	17-21 (81.0)
2001-02	4-1-0-0 (1-1-0-0 in ANA)	13 (2.6)	8 (1.6)	140 (28.0)	126 (25.2)	2-14 (11.8)	17-19 (81.0)
2002-03	2-2-1-0 (2-0-1-0 in ANA)	12 (2.4)	11 (2.2)	159 (31.8)	137 (27.4)	4-27 (14.8)	14-16 (87.5)
2003-04	3-1-1-1 (2-1-0-0 in ANA)	14 (2.3)	13 (2.2)	183 (30.5)	182 (30.4)	5-33 (15.2)	28-32 (87.5)
2005-06	7-0-1 (4-0-0 in ANA)	32 (4.0)	16 (2.0)	262 (32.8)	203 (25.4)	11-47 (23.4)	47-51 (92.2)
2006-07	6-2-0 (4-0-0 in ANA)	24 (3.0)	17 (2.1)	248 (31.0)	219 (27.4)	12-36 (33.3)	32-36 (88.8)
2007-08	3-1-4 (1-1-2 in ANA)	22 (2.8)	22 (2.8)	248 (31.0)	258 (32.2)	6-33 (18.2)	29-37 (78.4)
2008-09	4-1-1 (2-1-0 in ANA)	23 (3.8)	15 (2.5)	198 (33.0)	168 (28.0)	10-20 (50.0)	25-29 (86.2)
2009-10	2-2-2 (2-0-1 in ANA)	12 (2.0)	19 (3.2)	174 (29.0)	191 (31.8)	5-34 (14.7)	14-18 (77.8)
Totals	50-25-14 (27-12-5 in ANA)	264 (3.0)	231 (2.6)	2713 (30.5)	2639 (29.7)	81-439 (18.5)	342-406 (84.2)

ALL-TIME SERIES FAST FACTS

	Overall	@ Anaheim	@ Phoenix/Winnipeg
All-Time Series:	50-25-14	28-11-6	22-14-8
Current Streak:	Two Phoenix wins	One Anaheim win	Four Phoenix wins
Last Win by Anaheim:	Dec. 19, 2009 (4-2)	Dec. 19, 2009 (4-2)	Mar. 19, 2009 (3-2 SO)
Last Win by Phoenix:	Mar. 6, 2010 (4-0)	Nov. 29, 2009 (3-2 OT)	Mar. 6, 2010 (4-0)
Last 10 games:	5-2-3	5-2-3	4-4-2
Overtime Record:	6-3-12	3-1-6	3-2-7
Longest Winning Streak:	Six games	10 games	Five games
	Nov. 24, 1993-Jan. 27, 1995	Nov. 9, 2003-Mar. 7, 2007	Nov. 18, 2000-Mar. 28, 2002
Longest Losing Streak:	Four games, two times	Three games	Four games
	Last: Nov. 7, 2007-Mar. 11, 2008	Oct. 25, 2007-Nov. 23, 2007	Apr. 11, 2009-present
Last Shutout by Anaheim:	Jan. 4, 2009 (2-0)	Jan. 4, 2009 (2-0)	Nov. 23, 2001 (4-0)
Last Shutout by Phoenix:	Mar. 6, 2010 (4-0)	Oct. 25, 2007 (1-0)	Mar. 6, 2010 (4-0)
Biggest Anaheim win:	Nov. 30, 2005 (6-1)	Nov. 30, 2005 (6-1)	Four wins by four goals
Biggest Phoenix win:	Nov. 22, 1999 (8-2)	Nov. 22, 1999 (8-2)	Two wins by four goals

PITTSBURGH PENGUINS



Consol Energy Center
1001 Fifth Avenue
Pittsburgh, PA 15219
TEL: (412) 642-1300 | FAX: (412) 255-1988
pittsburghpenguins.com

DIRECTORY

Executive Vice President/General Manager Ray Shero
Head Coach Dan Bylsma
Assistant Coach Tony Granato
Assistant Coach Todd Reirden
Goaltending Coach Gilles Meloche
Director of Communications Jennifer Bullano



DAN BYLSMA

ALL-TIME SERIES NOTES

Hat Tricks
None

Overtime Games

Feb. 24, 1994 2-2 tie at Pittsburgh
Dec. 1, 1998 4-4 tie at Pittsburgh
Oct. 27, 1999 2-1 win at Anaheim
Nov. 6, 2007 3-2 win at Anaheim

Penalty Shots

Teemu Selanne vs. J.S. Aubin - Oct. 27, 1999 at Anaheim (no goal)

(J. Sacco-GT goal)
(M. Straka-GT goal)
(T. Selanne-GW goal)
(T. Selanne-GW goal)

ALL-TIME SERIES SUMMARY

Season	Series Results	GF	GA	SF	SA	Power Play	Penalty Killing
1993-94	0-1-1 (0-1-0 in ANA)	6 (3.0)	7 (3.5)	71 (35.5)	61 (30.5)	2-7 (28.6)	7-9 (77.7)
1994-95	Did not play - NHL work stoppage						
1995-96	1-1-0 (1-0-0 in ANA)	8 (4.0)	8 (4.0)	56 (28.0)	74 (37.0)	1-11 (9.0)	8-12 (66.6)
1996-97	0-2-0 (0-1-0 in ANA)	6 (3.0)	12 (6.0)	58 (29.0)	56 (28.0)	2-7 (28.6)	8-11 (72.7)
1997-98	0-2-0 (0-1-0 in ANA)	2 (1.0)	8 (4.0)	55 (27.5)	40 (20.0)	1-12 (8.3)	8-9 (88.9)
1998-99	1-0-1 (1-0-0 in ANA)	9 (4.5)	7 (3.5)	64 (32.0)	83 (41.5)	4-9 (44.4)	9-11 (81.8)
1999-00	2-0-0-0 (1-0-0-0 in ANA)	9 (4.5)	2 (1.0)	67 (33.5)	45 (22.5)	3-11 (27.3)	7-7 (100.0)
2000-01	0-1-0-0 (0-0-0-0 in ANA)	2 (2.0)	3 (3.0)	25 (25.0)	27 (27.0)	0-3 (0.0)	3-4 (75.0)
2001-02	2-0-0-0 (1-0-0-0 in ANA)	8 (4.0)	4 (2.0)	48 (24.0)	74 (37.0)	2-9 (20.0)	7-8 (75.0)
2002-03	1-0-0-0 (1-0-0-0 in ANA)	5 (5.0)	0 (0.0)	47 (47.0)	19 (19.0)	1-5 (20.0)	3-3 (100.0)
2003-04	0-1-0-0 (0-0-0-0 in ANA)	1 (1.0)	2 (2.0)	27 (27.0)	28 (28.0)	0-3 (0.0)	2-3 (66.6)
2005-06	Did not play						
2006-07	1-0-0 (1-0-0 in ANA)	3 (3.0)	2 (2.0)	40 (40.0)	17 (17.0)	2-9 (22.2)	2-2 (100.0)
2007-08	0-1-0 (0-0-0 in ANA)	4 (4.0)	5 (5.0)	23 (23.0)	29 (29.0)	1-5 (20.0)	4-5 (80.0)
2008-09	0-1-0 (0-0-0 in ANA)	1 (1.0)	3 (3.0)	22 (22.0)	24 (24.0)	1-4 (25.0)	3-3 (100.0)
2009-10	0-2-0 (0-1-0 in ANA)	5 (2.5)	9 (4.5)	54 (27.0)	53 (26.5)	0-5 (0.0)	12-13 (92.3)
Totals	8-12-2 (6-4-0 in ANA)	69 (3.1)	72 (3.3)	657 (29.9)	630 (28.6)	20-100 (20.0)	83-100 (83.0)

ALL-TIME SERIES FAST FACTS

	Overall	@ Anaheim	@ Pittsburgh
All-Time Series:	8-12-2	6-4-0	2-8-2
Current Streak:	Four Pittsburgh wins	One Pittsburgh win	Four Pittsburgh wins
Last Win by Anaheim:	Nov. 6, 2006 (3-2 OT)	Nov. 6, 2006 (3-2 OT)	Oct. 6, 2001 (4-2)
Last Win by Pittsburgh:	Nov. 16, 2009 (5-2)	Nov. 3, 2009 (4-3)	Nov. 16, 2009 (5-2)
Last 10 games:	4-6-0	6-4-0	2-8-0
Overtime Record:	2-0-2	2-0-0	0-0-2
Longest Winning Streak:	Three games, two times Last: Oct. 27, 1999-Dec. 15, 2002	Five games Jan. 18, 1999-Nov. 6, 2006	One game, two times Last: Oct. 6, 2001
Longest Losing Streak:	Four games, two times Last: Oct. 6, 2007-present	Two games Dec. 11, 1996-Dec. 10, 1997	Four games Mar. 6, 2004-present
Last Shutout by Anaheim:	Dec. 15, 2002 (5-0)	Dec. 15, 2002 (5-0)	None
Last Shutout by Pittsburgh:	Dec. 10, 1997 (3-0)	None	Dec. 10, 1997 (3-0)
Biggest Anaheim win:	Jan. 29, 2000 (7-1)	Dec. 15, 2002 (5-0)	Jan. 29, 2000 (7-1)
Biggest Pittsburgh win:	Dec. 11, 1996 (7-3)	Two wins by three goals	Dec. 11, 1996 (7-3)

SAN JOSE SHARKS



HP Pavilion at San Jose
525 West Santa Clara Street
San Jose, CA 95113
TEL: (408) 287-7070 | FAX: (408) 999-5797
sjsharks.com

DIRECTORY

Executive Vice President/General Manager Doug Wilson
Head Coach Todd McLellan
Assistant Coach Trent Yawney
Assistant Coach Jay Woodcroft
Assistant Coach Matt Shaw
Goaltending Coach Corey Schwab
Senior Director of Media Relations Ken Arnold



TODD McLELLAN

ALL-TIME SERIES NOTES

Hat Tricks

Owen Nolan - Dec. 19, 1995 at Anaheim (4-1=5)
Teemu Selanne - Feb. 25, 1996 at Anaheim (3-1=4)
Teemu Selanne - Nov. 11, 1996 at Anaheim (3-0=3)
Teemu Selanne - Nov. 10, 1996 at Anaheim (3-0=3)
Paul Kariya - Mar. 29, 2001 at San Jose (3-0=3)
Teemu Selanne - Mar. 29, 2001 at San Jose (3-0=3)
Jonathan Cheechoo - Dec. 20, 2005 at San Jose (3-0=3)
Jonathan Cheechoo - Feb. 1, 2006 at Anaheim (3-0=3)
Jonathan Cheechoo - Apr. 15, 2006 at San Jose (3-2=5)

Penalty Shots

Jonathan Cheechoo vs. J.S. Giguere - Dec. 20, 2005 at San Jose (goal)
Milan Michalek vs. J.S. Giguere - Dec. 16, 2007 at Anaheim (no goal)
Todd Bertuzzi vs. Evgeni Nabokov - Dec. 22, 2007 at San Jose (no goal)
Torrey Mitchell vs. J.S. Giguere - Dec. 17, 2009 at San Jose (no goal)

Overtime Games

Oct. 31, 1993 2-1 loss at Anaheim (T. Penderson-GW goal)
Apr. 2, 1997 5-5 tie at San Jose (M. McCorley-GT goal)
Nov. 6, 1998 2-2 tie at Anaheim (D. Lowry-GT goal)
Apr. 17, 1999 3-3 tie at San Jose (O. Nolan-GT goal)
Feb. 18, 2000 4-4 tie at Anaheim (N. Sundstrom-GT goal)
Nov. 30, 2000 3-2 loss at San Jose (S. Hannan-GW goal)
Mar. 13, 2003 3-2 win at Anaheim (S. Thomas-GW goal)
Mar. 22, 2003 3-2 win at San Jose (N. Havelid-GW goal)

Nov. 4, 2005 1-0 loss at Anaheim (M. Goc-GW goal)
Mar. 7, 2006 5-4 win at Anaheim (S. Ozolinsh-GW goal)
Apr. 4, 2007 3-2 loss at Anaheim (SO) (R. Clowe-SO winner)
Nov. 9, 2007 3-2 win at Anaheim (SO) (A. McDonald-SO winner)
Nov. 17, 2007 2-1 win at San Jose (SO) (C. Perry-SO winner)
Dec. 16, 2007 2-1 loss at Anaheim (SO) (J. Thornton-SO winner)
Jan. 13, 2008 4-3 win at Anaheim (F. Beauchemin-GW goal)

ALL-TIME SERIES SUMMARY

Season	Series Results	GF	GA	SF	SA	Power Play	Penalty Killing
1993-94	0-6-0 (0-3-0 in ANA)	9 (1.5)	22 (3.6)	155 (25.8)	137 (22.8)	3-22 (13.6)	24-28 (85.7)
1994-95	4-1-0 (2-1-0 in ANA)	22 (4.4)	15 (3.0)	154 (30.8)	120 (24.0)	3-20 (15.0)	17-20 (85.0)
1995-96	4-1-0 (2-1-0 in ANA)	21 (4.2)	17 (3.4)	152 (30.4)	180 (36.0)	5-22 (22.7)	22-28 (78.6)
1996-97	3-1-1 (1-1-0 in ANA)	17 (3.4)	15 (3.0)	147 (29.4)	154 (30.8)	5-31 (16.1)	20-22 (90.9)
1997-98	0-6-0 (0-3-0 in ANA)	12 (2.0)	25 (4.1)	145 (24.1)	175 (29.1)	2-28 (7.1)	21-30 (70.0)
1998-99	3-1-2 (1-1-1 in ANA)	15 (2.5)	12 (2.0)	189 (31.5)	174 (29.0)	10-38 (26.3)	31-34 (91.2)
1999-00	4-1-1-0 (2-0-1-0 in ANA)	21 (3.5)	15 (2.5)	187 (31.2)	156 (26.0)	7-30 (23.3)	17-22 (77.3)
2000-01	1-3-0-1 (1-1-0-0 in ANA)	9 (1.8)	17 (3.4)	119 (23.8)	148 (29.6)	6-23 (26.1)	22-25 (88.0)
2001-02	1-4-0-0 (0-3-0-0 in ANA)	9 (1.8)	17 (3.4)	147 (29.4)	132 (26.4)	3-27 (11.1)	20-22 (90.9)
2002-03	3-2-0-0 (1-1-0-0 in ANA)	14 (2.8)	15 (3.0)	126 (25.2)	133(26.6)	4-20 (20.0)	15-19 (78.9)
2003-04	2-4-0-0 (1-2-0-0 in ANA)	9 (1.5)	12 (2.0)	135 (22.5)	171 (28.5)	2-23 (8.7)	22-24 (91.7)
2005-06	4-3-1 (2-1-1 in ANA)	23 (2.9)	25 (3.1)	246 (30.8)	251 (31.4)	8-49 (16.3)	40-50 (80.0)
2006-07	5-2-1 (2-1-1 in ANA)	29 (3.6)	20 (2.5)	246 (30.8)	244 (30.5)	7-32 (21.9)	32-39 (82.1)
2007-08	5-2-1 (2-1-1 in ANA)	19 (2.4)	15 (1.9)	192 (24.0)	238 (29.8)	3-27 (11.1)	36-41 (87.8)
2008-09	2-4-0 (1-2-0 in ANA)	12 (2.0)	12 (2.0)	163 (27.2)	192 (32.0)	3-21 (14.3)	26-31 (83.9)
2009-10	1-5-0 (1-2-0 in ANA)	11 (1.8)	21 (3.5)	168 (28.0)	193 (32.2)	4-30 (13.3)	20-26 (76.9)
Totals	42-46-8 (19-24-5 in ANA)	252 (2.6)	275 (2.9)	2671 (27.8)	2798 (29.1)	75-443 (16.9)	385-461 (83.5)

ALL-TIME SERIES FAST FACTS

	Overall	@ Anaheim	@ San Jose
All-Time Series:	42-46-8	19-24-5	23-22-3
Current Streak:	One Anaheim win	One Anaheim win	Three San Jose wins
Last Win by Anaheim:	Mar. 14, 2010 (4-2)	Mar. 14, 2010 (4-2)	Apr. 4, 2009 (5-2)
Last Win by San Jose:	Jan. 21, 2010 (3-1)	Nov. 21, 2009 (3-2)	Jan. 21, 2010 (3-1)
Last 10 games:	3-7-0	4-5-1	4-6-0
Overtime Record:	6-4-5	4-3-3	2-1-2
Longest Winning Streak:	Five games	Three games	Six games
	Jan. 30, 2003-Dec. 10, 2003	Dec. 21, 2003-Nov. 4, 2005	Dec. 26, 2006-Dec. 22, 2007
Longest Losing Streak:	Six games, three times	Five games	Three games, five times
	Last: Apr. 5, 2009-Jan. 21, 2010	Apr. 8, 2001-Nov. 3, 2002	Last: Dec. 17, 2009-present
Last Shutout by Anaheim:	Oct. 17, 2008 (4-0)	Oct. 17, 2008 (4-0)	Dec. 18, 2007 (2-0)
Last Shutout by San Jose:	Mar. 15, 2009 (1-0)	Mar. 15, 2009 (1-0)	Dec. 11, 2008 (2-0)
Biggest Anaheim win:	Nov. 21, 2006 (5-0)	Nov. 21, 2006 (5-0)	Six wins by three goals
Biggest San Jose win:	Mar. 6, 1994 (6-0)	Mar. 6, 1994 (6-0)	Nine wins by three goals

ST. LOUIS BLUES

Scottrade Center
1401 Clark Avenue
St. Louis, MO 63103
TEL: (314) 622-2500 | FAX: (314) 622-2582
stlouisblues.com

DIRECTORY

Executive Vice President/General Manager Doug Armstrong
Head Coach Brad Payne
Assistant Coach Brad Shaw
Assistant Coach Ray Bennett
Assistant Coach Scott Mellanby
Goaltending Coach Corey Hirsch
Vice President, Public Relations Mike Caruso



BRAD PAYNE

ALL-TIME SERIES NOTES

Hat Tricks

Teemu Selanne - Mar. 17, 1996 at St. Louis (3-0=3)
Garry Valk - Mar. 22, 1996 at St. Louis (3-0=3)
Pavol Demitra - Feb. 12, 2000 at St. Louis (3-0=3)
Michal Handzus - Dec. 23, 2000 at St. Louis (3-0=3)

Penalty Shots

None

Overtime Games

Dec. 12, 1993 2-1 win at Anaheim (J. Skalde-GW goal)
Mar. 14, 1997 4-4 tie at Anaheim (J. Murphy-GT goal)
Dec. 27, 1997 5-5 tie at St. Louis (J. Campbell-GT goal)
Oct. 31, 1998 2-2 tie at St. Louis (A. MacInnis-GT goal)
Mar. 11, 2000 1-1 tie at St. Louis (F. Olausson-GT goal)
Mar. 20, 2003 3-2 loss at St. Louis (P. Demitra-GW goal)
Nov. 4, 2003 2-1 loss at St. Louis (K. Tkachuck-GW goal)
Mar. 25, 2004 1-1 tie at Anaheim (M. Skoula-GT goal)

Dec. 31, 2005 5-4 win at St. Louis (SO) (C. Kunitz-SO winner)
Oct. 30, 2006 6-5 win at St. Louis (SO) (R. Getzlaf-SO winner)
Mar. 31, 2007 3-2 win at St. Louis (A. McDonald-GW goal)
Feb. 1, 2008 1-0 loss at St. Louis (SO) (A. McDonald-SO winner)
Feb. 22, 2008 2-1 win at Anaheim (S. Pahlsson-GW goal)
Nov. 21, 2008 3-2 loss at St. Louis (L. Stempniak-GW goal)
Jan. 23, 2010 4-3 win at St. Louis (J. Wisniewski-SO winner)

ALL-TIME SERIES SUMMARY

Season	Series Results	GF	GA	SF	SA	Power Play	Penalty Killing
1993-94	2-2-0 (1-1-0 in ANA)	10 (2.5)	11 (2.8)	154 (38.5)	151 (37.8)	1-17 (5.9)	17-20 (85.0)
1994-95	0-4-0 (0-2-0 in ANA)	10 (2.5)	22 (5.5)	103 (25.8)	131 (32.8)	5-16 (31.3)	8-13 (61.5)
1995-96	3-1-0 (2-0-0 in ANA)	16 (4.0)	6 (1.5)	110 (27.5)	138 (34.5)	6-26 (23.1)	23-26 (88.5)
1996-97	1-2-1 (0-1-1 in ANA)	12 (3.0)	12 (3.0)	94 (23.5)	135 (33.8)	4-13 (30.8)	13-16 (81.3)
1997-98	1-2-1 (0-2-0 in ANA)	12 (3.0)	16 (4.0)	98 (24.5)	104 (26.0)	5-19 (26.3)	14-15 (93.3)
1998-99	1-2-1 (0-2-0 in ANA)	8 (2.0)	11 (2.8)	107 (26.8)	131 (32.8)	2-18 (11.1)	9-12 (75.0)
1999-00	1-2-1-0 (1-1-0-0 in ANA)	9 (2.3)	12 (3.0)	111 (27.8)	126 (31.5)	3-19 (15.8)	9-12 (75.0)
2000-01	0-4-0-0 (0-2-0-0 in ANA)	5 (1.3)	15 (3.8)	90 (22.5)	151 (37.8)	3-25 (12.0)	17-23 (73.9)
2001-02	1-3-0-0 (0-2-0-0 in ANA)	7 (1.8)	9 (2.3)	76 (19.0)	89 (22.3)	1-20 (5.0)	13-13 (100.0)
2002-03	3-0-0-1 (2-0-0-0 in ANA)	13 (3.3)	10 (2.5)	89 (22.3)	121 (30.3)	7-17 (41.2)	13-16 (81.3)
2003-04	1-1-1-1 (1-0-1-0 in ANA)	8 (2.0)	9 (2.3)	101 (25.3)	116 (29.0)	2-12 (16.7)	6-9 (66.7)
2005-06	3-1-0 (2-0-0 in ANA)	19 (4.8)	14 (3.5)	138 (34.5)	121 (30.3)	5-24 (20.8)	22-29 (75.9)
2006-07	3-1-0 (1-1-0 in ANA)	13 (3.3)	13 (3.3)	126 (31.5)	100 (25.0)	7-19 (36.8)	19-22 (86.4)
2007-08	2-1-1 (2-0-0 in ANA)	9 (2.3)	8 (2.0)	108 (27.0)	110 (27.5)	1-17 (5.9)	11-13 (84.6)
2008-09	3-0-1 (2-0-0 in ANA)	15 (3.8)	10 (2.5)	120 (30.0)	118 (29.5)	5-11 (45.5)	15-21 (71.4)
2009-10	2-2-0 (1-1-0 in ANA)	11 (2.8)	16 (4.0)	118 (29.5)	123 (30.8)	0-15 (0.0)	10-14 (71.4)
Totals	27-28-9 (15-15-2 in ANA)	167 (2.6)	201 (3.1)	1743 (27.2)	1965 (30.7)	57-291 (19.6)	219-274 (79.9)

ALL-TIME SERIES FAST FACTS

	Overall	@ Anaheim	@ St. Louis
All-Time Series:	27-28-9	15-15-2	12-13-7
Current Streak:	One St. Louis win	One Anaheim win	One St. Louis win
Last Win by Anaheim:	Jan. 23, 2010 (4-3 SO)	Jan. 7, 2010 (4-2)	Jan. 23, 2010 (4-3 SO)
Last Win by St. Louis:	Apr. 9, 2010 (6-3)	Nov. 5, 2009 (5-0)	Apr. 9, 2010 (6-3)
Last 10 games:	7-2-1	8-2-0	5-3-2
Overtime Record:	5-2-8	2-0-2	2-2-6
Longest Winning Streak:	Three games, four times Last: Feb. 1, 2008-Nov. 5, 2008	Four games Feb. 22, 2008-Dec. 10, 2008	Three games Dec. 31, 2005-Mar. 31, 2007
Longest Losing Streak:	Six games Jan. 24, 1994-Oct. 27, 1995	Five games Feb. 21, 2000-Dec. 18, 2002	Four games Feb. 20, 1994-Oct. 27, 1995
Last Shutout by Anaheim:	Oct. 9, 2006 (2-0)	Nov. 1, 1995 (3-0)	Oct. 9, 2006 (2-0)
Last Shutout by St. Louis:	Nov. 5, 2009 (5-0)	Nov. 5, 2009 (5-0)	Feb. 1, 2008 (1-0 SO)
Biggest Anaheim win:	Mar. 22, 1996 (6-1)	Mar. 17, 1996 (5-1)	Mar. 22, 1996 (6-1)
Biggest St. Louis win:	Two wins by five goals	Two wins by five goals	Mar. 1, 1998 (6-2)


TAMPA BAY LIGHTNING



St. Pete Times Forum
401 Channelside Drive
Tampa, FL 33602
TEL: (813) 301-6500 | FAX: (813) 301-1480
tampabaylightning.com

DIRECTORY

Vice President/General Manager Steve Yzerman
Head Coach Guy Boucher
Assistant Coach Wayne Fleming
Assistant Coach Dan Lacroix
Assistant Coach Martin Raymond
Executive Vice President of Communications Bill Wickett



GUY BOUCHER

ALL-TIME SERIES NOTES

Hat Tricks

None

Overtime Games

Mar. 3, 1996 2-2 tie at Anaheim
Nov. 19, 2009 4-3 win at Anaheim
Jan. 29, 2010 2-1 win at Tampa Bay (SO)

Penalty Shots

Stan Drulia vs. Dominic Roussel - Oct. 15, 1999 (no goal)

(J. Sacco-GT goal)
(S. Niedermayer-GW goal)
(James Wisniewski-SO winner)

ALL-TIME SERIES SUMMARY

Season	Series Results	GF	GA	SF	SA	Power Play	Penalty Killing
1993-94	1-1-0 (0-1-0 in ANA)	6 (3.0)	5 (2.5)	60 (30.0)	55 (27.5)	0-13 (0.0)	8-10 (80.0)
1994-95	Did not play - NHL work stoppage						
1995-96	0-1-1 (0-0-1 in ANA)	3 (1.5)	4 (2.0)	41 (20.5)	66 (33.0)	1-12 (8.3)	7-11 (63.6)
1996-97	1-1-0 (1-0-0 in ANA)	5 (2.5)	4 (2.0)	50 (25.0)	76 (38.0)	0-6 (0.0)	4-5 (80.0)
1997-98	2-0-0 (1-0-0 in ANA)	9 (4.5)	3 (1.5)	57 (28.5)	59 (29.5)	0-9 (0.0)	6-7 (85.7)
1998-99	2-0-0 (1-0-0 in ANA)	10 (5.0)	6 (3.0)	64 (32.0)	76 (38.0)	3-9 (33.3)	10-13 (76.9)
1999-00	1-1-0-0 (0-1-0-0 in ANA)	5 (2.5)	6 (3.0)	64 (32.0)	49 (24.5)	0-4 (0.0)	4-4 (100.0)
2000-01	1-0-0-0 (1-0-0-0 in ANA)	3 (3.0)	1 (1.0)	27 (27.0)	26 (26.0)	1-2 (50.0)	6-6 (100.0)
2001-02	0-2-0-0 (0-1-0-0 in ANA)	4 (2.0)	6 (3.0)	64 (32.0)	48 (24.0)	2-7 (28.5)	7-11 (63.6)
2002-03	0-1-0-0 (0-0-0-0 in ANA)	0 (0.0)	2 (2.0)	24 (24.0)	26 (26.0)	0-1 (0.0)	4-4 (100.0)
2003-04	1-0-0-0 (0-0-0-0 in ANA)	2 (2.0)	0 (0.0)	25 (25.0)	31 (31.0)	0-3 (0.0)	7-7 (100.0)
2005-06	1-0-0 (1-0-0 in ANA)	4 (4.0)	2 (2.0)	33 (33.0)	24 (24.0)	2-7 (28.6)	6-7 (85.7)
2006-07	1-0-0 (0-0-0 in ANA)	4 (4.0)	3 (3.0)	25 (25.0)	27 (27.0)	1-2 (50.0)	5-5 (100.0)
2007-08	Did not play						
2008-09	0-1-0 (0-1-0 in ANA)	3 (3.0)	4 (4.0)	32 (32.0)	19 (19.0)	1-4 (25.0)	2-3 (66.7)
2009-10	2-0-0 (1-0-0 in ANA)	6 (3.0)	4 (2.0)	59 (29.5)	55 (27.5)	4-9 (44.4)	5-6 (83.3)
Totals	13-8-1 (6-4-1 in ANA)	64 (2.9)	50 (2.3)	625 (28.4)	637 (29.0)	15-88 (17.0)	81-99 (81.8)

ALL-TIME SERIES FAST FACTS

	Overall	@ Anaheim	@ Tampa Bay
All-Time Series:	13-8-1	6-4-1	7-4-0
Current Streak:	Two Anaheim wins	One Anaheim win	Three Anaheim wins
Last Win by Anaheim:	Jan. 29, 2010 (2-1 SO)	Nov. 19, 2009 (4-3 OT)	Jan. 29, 2010 (2-1 SO)
Last Win by Tampa Bay:	Jan. 9, 2009 (4-3)	Jan. 9, 2009 (4-3)	Feb. 25, 2003 (2-0)
Last 10 games:	6-4-0	6-3-1	6-4-0
Overtime Record:	2-0-1	1-0-1	None
Longest Winning Streak:	Five games Nov. 5, 1997-Oct. 15, 1999	Three games Dec. 4, 1996-Oct. 28, 1998	Three games, two times Last: Dec. 29, 2003-present
Longest Losing Streak:	Three games Oct. 14, 2001-Feb. 25, 2003	One game, four times Last: Jan. 9, 2009	Two games, two times Nov. 20, 2001-Feb. 25, 2003
Last Shutout by Anaheim:	Dec. 29, 2003 (2-0)	None	Dec. 29, 2003 (2-0)
Last Shutout by Tampa Bay:	Feb. 25, 2003 (2-0)	None	Feb. 25, 2003 (2-0)
Biggest Anaheim win:	Three wins by three goals	Nov. 5, 1997 (5-2)	Two wins by three goals
Biggest Tampa Bay win:	Two wins by two goals	Dec. 1, 1999 (4-2)	Two wins by two goals

TORONTO MAPLE LEAFS

**TORONTO
MAPLE
LEAFS**

Air Canada Centre
40 Bay Street, Suite 400
Toronto, Ontario M5J 2X2
TEL: (416) 815-5700 | FAX: (416) 359-9331
mapleleafs.com

DIRECTORY

President/General Manager	Brian Burke
Head Coach	Ron Wilson
Assistant Coach	Keith Acton
Assistant Coach	Tim Hunter
Assistant Coach	Rob Zettler
Goaltending Consultant	Francois Allaire
Director, Media Relations	Pat Park



RON WILSON

ALL-TIME SERIES NOTES

Hat Tricks

Niklas Hagman - Oct. 26, 2009 at Anaheim (3-0=3)

Penalty Shots

None

Overtime Games

Jan. 18, 1994	3-3 tie at Toronto	(D. Mironov-GT goal)
Mar. 17, 1995	3-3 tie at Anaheim	(B. Corkum-GT goal)
Dec. 2, 1995	4-4 tie at Toronto	(M. Sundin-GT goal)
Dec. 17, 1995	3-2 loss at Anaheim	(D. Andreychuk-GW goal)
Oct. 28, 1997	2-2 tie at Toronto	(T. Selanne-GT goal)
Dec. 2, 1997	3-3 tie at Toronto	(R. Salei-GT goal)
Oct. 21, 2008	3-2 win at Toronto	(T. Selanne-GW goal)

ALL-TIME SERIES SUMMARY

Season	Series Results	GF	GA	SF	SA	Power Play	Penalty Killing
1993-94	2-1-1 (1-1-0 in ANA)	10 (2.5)	8 (2.0)	105 (26.3)	120 (30.0)	3-15 (20.0)	22-24 (91.6)
1994-95	1-2-1 (1-0-1 in ANA)	12 (3.0)	10 (2.5)	124 (31.0)	148 (37.0)	4-15 (26.6)	12-15 (80.0)
1995-96	0-3-1 (0-2-0 in ANA)	10 (2.5)	15 (3.8)	119 (29.8)	136 (34.0)	2-21 (09.5)	15-16 (93.8)
1996-97	2-2-0 (2-0-0 in ANA)	11 (2.8)	12 (3.0)	128 (32.0)	131 (32.8)	4-19 (21.0)	15-16 (93.8)
1997-98	0-2-2 (0-2-0 in ANA)	8 (2.0)	14 (3.5)	109 (27.3)	113 (28.3)	0-19 (00.0)	10-11 (90.9)
1998-99	0-1-0 (0-0-0 in ANA)	1 (1.0)	4 (4.0)	31 (31.0)	39 (39.0)	0-3 (00.0)	3-3 (100)
1999-00	1-0-0-0 (0-0-0-0 in ANA)	2 (2.0)	0 (0.0)	24 (24.0)	19 (19.0)	0-3 (00.0)	2-2 (100)
2000-01	0-1-0-0 (0-0-0-0 in ANA)	2 (2.0)	3 (3.0)	22 (22.0)	29 (29.0)	1-4 (25.0)	7-8 (87.5)
2001-02	0-1-0-0 (0-0-0-0 in ANA)	1 (1.0)	6 (6.0)	22 (22.0)	31 (31.0)	0-5 (00.0)	5-5 (100)
2002-03	0-1-0-0 (0-0-0-0 in ANA)	2 (2.0)	5 (5.0)	23 (23.0)	19 (19.0)	0-3 (00.0)	6-6 (100)
2003-04	1-0-0-0 (1-0-0-0 in ANA)	5 (5.0)	1 (1.0)	27 (27.0)	30(30.0)	1-2 (50.0)	2-2 (100)
2005-06	0-1-0 (0-0-0 in ANA)	2 (2.0)	3 (3.0)	29 (29.0)	27 (27.0)	0-8 (00.0)	4-6 (66.7)
2006-07	Did not play						
2007-08	1-0-0 (1-0-0 in ANA)	5 (5.0)	0 (0.0)	24 (24.0)	28 (28.0)	2-4 (50.0)	6-6 (100.0)
2008-09	1-0-0 (0-0-0 in ANA)	2 (2.0)	2 (2.0)	21 (24.0)	38 (38.0)	0-1 (0.0)	4-4 (100.0)
2009-10	0-1-0 (0-1-0 in ANA)	3 (3.0)	6 (6.0)	28 (28.0)	39 (39.0)	1-3 (33.3)	6-11 (54.5)
Totals	9-16-5 (6-6-1 in ANA)	76 (2.5)	89 (3.0)	836 (27.9)	947 (31.6)	18-125 (14.4)	119-135 (88.1)

ALL-TIME SERIES FAST FACTS

	Overall	@ Anaheim	@ Toronto
All-Time Series:	9-16-5	6-6-1	3-10-4
Current Streak:	One Toronto win	One Toronto win	One Anaheim win
Last Win by Anaheim:	Oct. 21, 2008 (3-2 SO)	Jan. 9, 2008 (5-0)	Oct. 21, 2008 (3-2 SO)
Last Win by Toronto:	Oct. 26, 2009 (6-3)	Oct. 26, 2009 (6-3)	Dec. 12, 2005 (3-2)
Last 10 games:	4-6-0	5-5-0	2-6-2
Overtime Record:	1-1-5	0-1-1	1-0-4
Longest Winning Streak:	Two games Jan. 9, 2008-Oct. 21, 2008	Two games, two times Nov. 12, 2003-Jan. 9, 2008	One game, three times Last: Oct. 21, 2008
Longest Losing Streak:	Three games, three times Last: Mar. 14, 2001-Oct. 28, 2002	Two games, two times Last: Dec. 17, 1997-Mar. 11, 1998	Three games, two times Last: Mar. 14, 2001-Dec. 12, 2005
Last Shutout by Anaheim:	Jan. 9, 2008 (5-0)	Jan. 9, 2008 (5-0)	Nov. 9, 1999 (2-0)
Last Shutout by Toronto:	None	None	None
Biggest Anaheim win:	Two wins by five goals	Two wins by five goals	Nov. 9, 1999 (2-0)
Biggest Toronto win:	Oct. 8, 2001 (6-1)	Three wins by three goals	Oct. 8, 2001 (6-1)

VANCOUVER CANUCKS



Rogers Arena
800 Griffiths Way
Vancouver, British Columbia V6B 6G1
TEL: (604) 899-4600 | FAX: (604) 899-4640
canucks.com

DIRECTORY

President/General Manager Mike Gillis
Head Coach Alain Vigneault
Associate Coach Rick Bowness
Assistant Coach Newell Brown
Goaltending Coach Roland Melanson
Vice President, Media Relations & Community Partnerships .. TC Carling



ALAIN VIGNEAULT

ALL-TIME SERIES NOTES

Hat Tricks

Pavel Bure - Apr. 11, 1995 at Vancouver (3-0=3)
Alexander Mogilny - Dec. 22, 1995 at Anaheim (3-1=4)
Andrew Cassels - Nov. 8, 2000 at Anaheim (3-0=3)
Michael Grabner - Apr. 2, 2010 at Anaheim (3-0=3)

Penalty Shots

Paul Kariya vs. Corey Hirsch - Feb. 20, 1999 at Vancouver (goal)
Dan Bylsma vs. Dan Cloutier - Dec. 12, 2001 at Anaheim (no goal)
Daniel Sedin vs. J.S. Giguere - Jan. 17, 2004 at Vancouver (no goal)
Trevor Linden vs. Ilya Bryzgalov - Nov. 20, 2005 at Anaheim (goal)

Overtime Games

Feb. 17, 1995 2-2 tie at Anaheim (D. Williams-GT goal)
Jan. 24, 1996 2-1 win at Vancouver (A. Hicks-GW goal)
Nov. 14, 1997 3-3 tie at Anaheim (B. Noonan-GT goal)
Dec. 9, 1998 4-4 tie at Anaheim (B. Hedican-GT goal)
Mar. 10, 1999 4-4 tie at Anaheim (H. York-GT goal)
Dec. 8, 1999 2-2 tie at Anaheim (S. Rucchin-GT goal)
Feb. 23, 2000 4-4 tie at Anaheim (L. Kohn-GT goal)
Mar. 30, 2001 2-2 tie at Vancouver (E. Jovanovski-GT goal)

Dec. 12, 2001 1-0 loss at Anaheim (E. Jovanovski-GW goal)
Oct. 18, 2002 2-2 tie at Anaheim (T. Bertuzzi-GT goal)
Oct. 24, 2002 2-2 tie at Vancouver (P. Kariya-GT goal)
Feb. 20, 2007 3-2 loss at Anaheim (D. Sedin-GW goal)
Oct. 31, 2008 7-6 loss at Anaheim (M. Ohlund-SO winner)
Apr. 2, 2009 6-5 win at Vancouver (C. Perry-SO winner)
Apr. 2, 2010 5-4 loss at Anaheim (P. Demitro-SO winner)

ALL-TIME SERIES SUMMARY

Season	Series Results	GF	GA	SF	SA	Power Play	Penalty Killing
1993-94	3-3-0 (1-2-0 in ANA)	18 (3.0)	13 (2.2)	173 (28.3)	186 (31.0)	3-25 (12.0)	19-22 (86.4)
1994-95	0-4-1 (0-1-1 in ANA)	7 (1.4)	21 (4.2)	142 (28.4)	174 (34.8)	0-26 (00.0)	14-21 (66.6)
1995-96	2-3-0 (1-2-0 in ANA)	10 (2.0)	17 (3.4)	154 (30.8)	149 (29.8)	1-22 (04.5)	15-16 (93.8)
1996-97	2-4-0 (1-2-0 in ANA)	17 (2.8)	24 (4.0)	180 (30.0)	205 (34.2)	8-33 (24.2)	19-24 (79.2)
1997-98	2-2-1 (1-0-1 in ANA)	13 (2.6)	15 (3.0)	151 (30.2)	134 (26.8)	3-23 (13.0)	24-30 (80.0)
1998-99	1-1-2 (0-0-2 in ANA)	15 (3.8)	14 (3.5)	127 (31.8)	120 (30.0)	7-19 (36.8)	15-18 (83.3)
1999-00	0-2-2-0 (0-0-2-0 in ANA)	8 (2.0)	17 (4.3)	104 (26.0)	101 (25.3)	6-16 (37.5)	8-10 (80.0)
2000-01	1-2-1-0 (1-1-0-0 in ANA)	7 (1.8)	14 (3.5)	109 (27.3)	132 (33.0)	4-23 (17.4)	11-15 (73.3)
2001-02	1-2-0-1 (1-0-0-1 in ANA)	6 (1.5)	9 (2.3)	91 (22.8)	130 (32.5)	1-16 (06.3)	20-23 (86.9)
2002-03	1-1-2-0 (1-0-1-0 in ANA)	10 (2.5)	12 (3.0)	89 (22.3)	129 (32.3)	4-15 (26.7)	21-23 (91.3)
2003-04	2-2-0-0 (0-2-0-0 in ANA)	7 (2.0)	9 (2.3)	133 (33.3)	128 (32.0)	0-8 (00.0)	12-12 (100)
2005-06	3-1-0 (1-1-0 in ANA)	15 (3.8)	8 (2.0)	111 (27.8)	127 (31.8)	6-24 (25.0)	24-27 (88.9)
2006-07	3-0-1 (1-0-1 in ANA)	14 (3.5)	6 (1.5)	121 (30.3)	101 (25.3)	4-25 (16.0)	16-18 (88.9)
2007-08	1-3-0 (1-1-0 in ANA)	7 (1.8)	10 (2.5)	116 (29.0)	106 (26.5)	1-9 (11.1)	19-23 (82.6)
2008-09	2-1-1 (1-0-1 in ANA)	18 (4.5)	18 (4.5)	137 (34.3)	120 (30.0)	6-21 (28.6)	17-22 (77.3)
2009-10	2-1-1 (1-0-1 in ANA)	15 (3.8)	13 (3.3)	133 (33.3)	138 (34.5)	6-18 (33.3)	13-15 (86.7)
Totals	26-32-13 (12-12-11 in ANA)	187 (2.6)	220 (3.1)	2071 (29.2)	2180 (30.7)	60-323 (18.6)	267-319 (83.7)

ALL-TIME SERIES FAST FACTS

	Overall	@ Anaheim	@ Vancouver
All-Time Series:	26-32-13	12-12-11	14-20-2
Current Streak:	Two Vancouver wins	One Vancouver win	One Vancouver win
Last Win by Anaheim:	Dec. 16, 2009 (3-2)	Mar. 11, 2009 (4-3)	Dec. 16, 2009 (3-2)
Last Win by Vancouver:	Apr. 2, 2010 (5-4 SO)	Apr. 2, 2010 (5-4 SO)	Mar. 24, 2010 (4-1)
Last 10 games:	5-3-2	5-2-3	6-4-0
Overtime Record:	2-2-11	0-2-8	2-0-2
Longest Winning Streak:	Four games	Two games, two times	Six games
	Mar. 11, 2009-Dec. 16, 2009	Last: Mar. 11, 2009-Oct. 30, 2009	Jan. 17, 2004-Nov. 30, 2006
Longest Losing Streak:	Six games	Three games	Three games, four times
	Mar. 11, 1995-Dec. 22, 1995	Apr. 15, 1995-Dec. 22, 1995	Last: Nov. 27, 2007-Dec. 22, 2008
Last Shutout by Anaheim:	Nov. 9, 2006 (6-0)	Apr. 8, 1996 (2-0)	Nov. 9, 2006 (6-0)
Last Shutout by Vancouver:	Nov. 27, 2007 (4-0)	Dec. 12, 2001 (1-0)	Nov. 27, 2007 (4-0)
Biggest Anaheim win:	Nov. 9, 2006 (6-0)	Oct. 30, 2009 (7-2)	Nov. 9, 2006 (6-0)
Biggest Vancouver win:	Mar. 24, 2000 (8-1)	Four wins by five goals	Mar. 24, 2000 (8-1)

WASHINGTON CAPITALS



Verizon Center
601 F Street, NW
Washington, DC 20004
TEL: (202) 266-2200 | FAX: (202) 266-2360
washingtoncaps.com

DIRECTORY

Vice President/General ManagerGeorge McPhee
Head CoachBruce Boudreau
Assistant CoachDean Evason
Assistant CoachBob Woods
Goaltending CoachArturs Irbe
Vice President, CommunicationsNate Ewell



BRUCE BOUDREAU

ALL-TIME SERIES NOTES

Hat Tricks

Peter Bondra - Dec. 13, 1996 at Anaheim (3-0=3)

Alex Ovechkin - Jan. 13, 2006 at Anaheim (3-0=3)

Penalty Shots

Peter Bondra vs. Mikhail Shtalenkov - Dec. 13, 1996 at Washington (no goal)

Overtime Games

Nov. 29, 1995

2-2 tie at Anaheim

Jan. 13, 2006

3-2 loss at Anaheim

(P. Bondra-GT goal)

(A. Ovechkin-GW goal)

ALL-TIME SERIES SUMMARY

Season	Series Results	GF	GA	SF	SA	Power Play	Penalty Killing
1993-94	0-2-0 (0-1-0 in ANA)	2 (1.0)	8 (4.0)	53 (26.5)	65 (32.5)	0-7 (0.0)	4-5 (80.0)
1994-95	Did not play - NHL work stoppage						
1995-96	1-0-1 (0-0-1 in ANA)	4 (2.0)	3 (1.5)	41 (20.5)	73 (36.5)	0-9 (0.0)	8-9 (88.8)
1996-97	2-0-0 (1-0-0 in ANA)	9 (4.5)	5 (2.5)	59 (29.5)	62 (31.0)	2-10 (20.0)	7-8 (87.5)
1997-98	1-1-0 (1-0-0 in ANA)	8 (4.0)	7 (3.5)	73 (36.5)	57 (28.5)	2-7 (28.6)	5-8 (62.5)
1998-99	1-1-0 (1-0-0 in ANA)	1 (0.5)	1 (0.5)	53 (26.5)	65 (32.5)	1-10 (100.0)	7-8 (87.5)
1999-00	2-0-0 (1-0-0-0 in ANA)	12 (6.0)	3 (1.5)	51 (25.5)	59 (29.5)	0-6 (0.0)	4-5 (80.0)
2000-01	1-1-0 (0-1-0-0 in ANA)	5 (2.5)	4 (2.0)	51 (25.5)	59 (29.5)	0-6 (0.0)	8-9 (88.9)
2001-02	1-1-0 (0-1-0-0 in ANA)	3 (1.5)	5 (2.5)	57 (28.5)	61 (30.5)	1-10 (100.0)	9-11 (81.8)
2002-03	1-0-0 (1-0-0-0 in ANA)	3 (3.0)	0 (0.0)	30 (30.0)	26 (26.0)	1-5 (20.0)	7-7 (100.0)
2003-04	1-0-0 (0-0-0-0 in ANA)	4 (4.0)	2 (2.0)	31 (31.0)	25 (25.0)	1-1 (100.0)	6-7 (85.7)
2005-06	0-0-1 (0-0-1 in ANA)	2 (2.0)	3 (3.0)	34 (34.0)	26 (26.0)	0-3 (0.0)	2-2 (100.0)
2006-07	1-0-0 (0-0-0 in ANA)	6 (6.0)	1 (1.0)	34 (34.0)	27 (27.0)	0-3 (0.0)	6-7 (85.7)
2007-08	Did not play						
2008-09	0-1-0 (0-1-0 in ANA)	3 (3.0)	6 (6.0)	32 (32.0)	33 (33.0)	1-5 (20.0)	5-8 (62.5)
2009-10	0-1-0 (0-0-0 in ANA)	1 (1.0)	5 (5.0)	31 (31.0)	49 (49.0)	0-2 (0.0)	4-5 (80.0)
Totals	12-8-2 (6-3-2 in ANA)	63 (2.9)	53 (2.4)	630 (28.6)	687 (31.2)	9-84 (10.7)	82-99 (82.9)

ALL-TIME SERIES FAST FACTS

	Overall	@ Anaheim	@ Washington
All-Time Series:	12-8-2	6-3-2	6-5-0
Current Streak:	Two Washington wins	Two Washington wins	One Washington win
Last Win by Anaheim:	Dec. 8, 2006 (6-1)	Dec. 11, 2002 (3-0)	Dec. 8, 2006 (6-1)
Last Win by Washington:	Jan. 27, 2010 (5-1)	Nov. 19, 2008	Jan. 27, 2010 (5-1)
Last 10 games:	5-4-1	6-2-2	6-4-0
Overtime Record:	0-1-1	0-1-0	0-0-1
Longest Winning Streak:	Four games Mar. 19, 1996-Dec. 12, 1997	Four games Dec. 13, 1996-Oct. 19, 1999	Two games, three times Last: Jan. 13, 2005-Dec. 8, 2006
Longest Losing Streak:	Two games, two times Nov. 18, 2008-present	Two games Jan. 13, 2006-present	Two games Jan. 1, 1998-Oct. 10, 1998
Last Shutout by Anaheim:	Dec. 11, 2002 (3-0)	Dec. 11, 2002 (3-0)	Mar. 13, 2001 (2-0)
Last Shutout by Washington:	Oct. 10, 1998 (1-0)	Dec. 30, 1993 (3-0)	Oct. 10, 1998 (1-0)
Biggest Anaheim win:	Oct. 19, 1999 (7-1)	Two wins by three goals	Oct. 19, 1999 (7-1)
Biggest Washington win:	Jan. 27, 2010 (5-1)	Dec. 30, 1993 (3-0)	Jan. 27, 2010 (5-1)

2010-11 NHL ON-ICE OFFICIALS

REFEREES

NAME	SWEATER #	NAME	SWEATER #	NAME	SWEATER #
AUGER, Stephane	15	KOWAL, Tom	32	PEEL, Tim	20
*BANFIELD, David	44	KOZARI, Steve	40	POCHMARA, Brian	16
*CHARRON, Frances	46	L'ECUYER, Frederick	17	POLLOCK, Kevin	33
*CIAMAGA, Chris	41	LARUE, Dennis	14	REHMAN, Kyle	37
DEVORSKI, Paul	10	LEE, Chris	28	ROONEY, Chris	5
DWYER, Gord	19	LEGGO, Mike	3	ST. LAURENT, Francois	38
FURLATT, Eric	27	MARTELL, Rob	26	ST. PIERRE, Justin	12
HASENFRATZ, Mike	30	MCCAULEY, Wes	4	SUTHERLAND, Kelly	11
*HEBERT, Ghislain	49	McCREARY, Bill	7	VAN MASSENHOVEN, Don	21
*HEBERT, Jean	43	MEIER, Brad	34	*VINNERBORG, Marcus	45
JACKSON, Dave	8	MORTON, Dean	36	WALKOM, Stephen	24
JOANNETTE, Marc	25	O'HALLORAN, Dan	13	WALSH, Ian	29
KIMMERLY, Greg	18	O'ROURKE, Dan	9	WATSON, Brad	23

* minor league official

LINESMEN

NAME	SWEATER #	NAME	SWEATER #	NAME	SWEATER #
AMELL, Derek	75	GIBBS, Darren	66	NANSEN, Derek	70
BARTON, Steve	59	HENDERSON, Don	91	NELSON, Thor	80
BRISEBOIS, David	96	HEYER, Shane	55	NOWAK, Tim	77
CAMERON, Lonnie	74	KOVACHIK, Brad	71	PANCICH, Bryan	94
CHAMPOUX, Pierre	67	LAZAROWICH, Brad	86	RACICOT, Pierre	65
CHERREY, Scott	50	MACH, Brian	78	RODY, Vaughan	73
CORMIER, Michel	76	McELMAN, Andy	80	SCHACHTE, Dan	52
CVIK, Mike	88	MILLER, Steve	89	SERICOLO, Anthony	84
DEVORSKI, Greg	54	MORIN, Jean	97	SHARRERS, Jay	57
DRISCOLL, Scott	68	MURPHY, Brian	93	SHEWCHYK, Mark	92
GALLOWAY, Ryan	82	MURRAY, Jonny	95	WHELER, Mark	56



HOCKEY TERMS

BACKCHECKING: Forwards in the enemy zone skate back to their own end of the ice to protect their goal and prevent the opponent from shooting.

BOARDING: Violently checking an opponent into the boards. Illegal and calls for a penalty.

BODY CHECK: Slowing or stopping an opponent with the puck by using hip or shoulder. This is legal.

BREAKAWAY: No opponent between the puck carrier and the opposition's goal except the goalie.

BUTT-ENDING: To hit an opponent with the end of the stick farthest from the blade. Illegal and calls for a penalty.

CHARGING: Taking more than three strides before checking an opponent constitutes charging. Illegal and calls for a penalty.

CROSS-CHECKING: To hit an opponent with both hands on the stick and no part of the stick on the ice. Illegal and calls for a penalty.

DEKE: A quick move or feint by the puck carrier, who attempts to evade and fake out the opponent.

DROP PASS: Puck carrier leaves the puck behind to be picked up by a trailing teammate.

FORECHECKING: Hustling in the opponent's defensive zone by the forwards who want to keep the puck there and hopefully take it away.

HEAD-MANNING: When a player passes the puck forward to an attacking teammate.

FIVE-HOLE: The path the puck travels in a goal scored between the goalie's legs. (e.g. "He went for the five hole on that shot.")

FREEZING THE PUCK: Pinning the puck against the boards with either the stick and/or skates.

GAME MISCONDUCT: A penalty called on an individual that disqualifies him for the rest of the game.

HAT TRICK: Three goals by a single player in a game.

HIGH STICKING: Carrying the stick above the shoulder level. If used against an opponent, it calls for a penalty. No goal can be scored with a high stick hit above shoulder level.

HOLDING: To use your hands on an opponent or his equipment. Illegal and calls for a penalty.

ICING THE PUCK: Shooting the puck from behind the center red line across the opponent's red line. Legal only when icing team is shorthanded. Otherwise a face-off is called deep in offender's zone.

INTERFERENCE: Body contact with opponent who doesn't have the puck (or the last man to have touched the puck). Also called for knocking an opponent's fallen stick out of his reach. Illegal and calls for a penalty.

MAJOR PENALTY: A five-minute penalty. A major penalty is assessed for fighting as well as flagrant minor infractions, such as high-sticking, that result in injury.

MINOR PENALTY: A two-minute penalty. Minor penalties include holding, hooking, interference, delay of game, cross-checking and highsticking.

MISCONDUCT PENALTY: A 10-minute penalty called against an individual. Substitutes are permitted. Called for insubordination or when a player incurs second major penalty in a game.

NEUTRAL ZONE: Center ice area between defending and attacking zones.

ONE-TIMER: An offensive player accepts a pass from a teammate and attempts a slap shot in the same motion.

OFF-SIDE: Called when an attacking player precedes the puck across the opponent's blue line. Illegal and calls for stoppage of play and a face-off.

PENALTY SHOT: A penalty shot is a one-on-one showdown between an offensive player and the goalie. Penalty shots are called when a player is fouled from behind and denied a breakaway scoring opportunity. They are also called for deliberately displacing the goal post during a breakaway, or when a defending player other than the goalie falls on the puck.

POINT: A position just inside the opposition blue line usually manned by defenseman when their team is in control of the puck in the opposition's zone.

POKE CHECK: To dislodge the puck from an opponent by stabbing at it with the blade of a stick. This is legal.

POWER PLAY: Occurs when a team has a one-or-two-man advantage because of penalties. Teams often use four forwards and one defenseman in this situation.

SCREEN SHOT: A shot the goalie has difficulty seeing because one or more players are between him and the shooter.

SLASHING: To swing stick at an opponent. Illegal and calls for a penalty, even if contact isn't made.

SLOT: The area directly in front of the goal crease where many offensive opportunities take place.

SPEARING: To use the stick like a spear. Illegal and calls for a five-minute major penalty.

SWEEP CHECK: To use the entire length of the stick with a sweeping motion while laying it flat on the ice in order to dislodge the puck from an opponent. This is legal.

TOP-SHELF: Placing the puck above either shoulder of the goalie in a scoring attempt. (e.g. "He went top-shelf in scoring that goal.")

HOW TO DETERMINE

**** NOTE:** No individual skater/goaltender statistics apply for the shootout

- ASSIST** An assist is awarded to the player or players (maximum of two) who touched the puck prior to the goal, provided no defender plays or possesses the puck in between.
- GAME PLAYED** A player receives credit for playing in a game if: i) he steps on the ice during time played or; ii) serves any penalty.
- GAME-WINNING GOAL** After the final score has been determined, the goal which leaves the winning Club one goal ahead of its opponent is the game-winning goal (example: if Team A beats Team B 8-3, the player scoring the fourth goal for Team A receives credit for the game-winning goal).
- GOAL** A goal is awarded to the last player on the scoring Club to touch the puck prior to the puck entering the net.
- GOALS-AGAINST AVERAGE** ... Multiply goals allowed (GA) by 60 and divide by minutes played (MINS).
- GOALTENDER** A goaltender receives a "W" for a win in regulation, overtime or shootout; an "L" for a loss in regulation; or an "OT" for a loss in overtime or shootout.
- PENALTY-KILLING PCT** Subtract total number of power-play goals allowed from total number of shorthanded situations to get total number of power-plays killed. Divide the total number of power-plays killed by the total number of shorthanded situations.
- PLUS-MINUS** A player receives a "plus" if he is on the ice when his Club scores an even-strength or shorthanded goal. He receives a "minus" if he is on the ice for an even-strength or shorthanded goal scored by the opposing Club. The difference in these numbers is considered the player's plus-minus statistic.
- POWER-PLAY GOAL** A goal scored by a Club while it has a manpower advantage due to an opponent's penalty. Following are some examples of what is and is not considered a power-play goal:
- if a Club has an advantage on a minor penalty starting at 2:02 of the period and it scores at 4:02, the goal is not a power-play goal.
 - if a Club scores on a delayed penalty, the goal is not a power-play goal.
 - if a Club has an advantage due to a five-minute major or match penalty, that Club is always credited with having one more advantage than the number of power-play goals it scores during that advantage, because the penalty does not expire. A new advantage begins after each power-play goal. For example, if Team A scores three goals during a major penalty, it is credited with four advantages.
 - if a Club is on a power-play for any length of time, it is considered to have had an advantage.
 - if a minor penalty is incurred by a Club on a power-play due to a major penalty, a new advantage is given to that Club when its minor penalty expires, provided the opponent's major penalty is still in effect.
- POWER-PLAY PERCENTAGE** .. Total number of power-play goals divided by total number of power-play opportunities.
- SAVE PERCENTAGE** Subtract goals allowed (GA) from shots against (SA) to determine saves. Then divide saves by shots-against.
- SHOOTING PERCENTAGE** Divide the number of goals scored by the number of shots taken.
- SHORTHAND GOAL** A goal scored by a Club while it is at a manpower disadvantage. The same cases apply for shorthanded as for power-play goals, but in the opposite manner.
- SHOT ON GOAL** If a player shoots the puck with the intention of scoring and if that shot would have gone in the net had the goaltender not stopped it, the shot is recorded as a "shot on goal".
- SHUTOUT** If two goaltenders combine for a shutout, neither receives credit for the shutout. Instead it is recorded as a Club shutout.
- TENTHS OF A SECOND** If a penalty or goal occurs in the last minute, the time is rounded off to the previous second (ex: if a penalty is called with 12.4 seconds left in a period, the time is indicated as 19:47 and not 19:48.)
- COACHES RECORD** A coach receives a "W" for a win in regulation, overtime or shootout; an "L" for a loss in regulation; or an "OT" for a loss in overtime or shootout.

ANERO

HOME OF DUCKS HOCKEY



CR-Z
SPORT | HYBRID



EVERYTHING A HYBRID IS. AND ISN'T.

Introducing the sport hybrid. Hybrids are all the rage. Efficiency is more important now than ever. But at Honda, we weren't about to turn our back on hairpin turns and manual gearboxes. So we designed a hybrid that defies logic and embraces the pure driving experience most hybrids ignore. The result is certainly a hybrid. But also something else altogether. For more, visit cr-z.honda.com.



Honda is the official vehicle of the NHL.[®]

EX model shown with accessory wheels. © 2010 American Honda Motor Co., Inc. NHL and the NHL Shield are registered trademarks of the National Hockey League. ©NHL 2010. All Rights Reserved.