

2019-20 ANAHEIM DUCKS

# MEDIA GUIDE



x WATCH



**WEST  
SAN DIEGO  
PRIME TICKET**

x STREAM



ALL SEASON LONG





# TABLE OF CONTENTS



Club Directory . . . . .	2	Player Personnel . . . . .	120
Media Information . . . . .	5	San Diego Gulls . . . . .	121
Ownership . . . . .	6	Team History . . . . .	125
Front Office Biographies . . . . .	8	Final Statistics (Year-by-Year) . . . . .	192
Coaches . . . . .	17	Coaches & Captains . . . . .	208
The Ducks and Honda Center in the Community . . . . .	33	Draft History . . . . .	241
Broadcasting Information . . . . .	44	Records . . . . .	247
Honda Center & Ticket Information . . . . .	48	Playoffs . . . . .	265
Player Biographies . . . . .	53	Opponents . . . . .	317
In the System . . . . .	96	NHL On-Ice Officials . . . . .	333
Future Ducks . . . . .	113	2019-20 Schedule . . . . .	334

## ANAHEIM DUCKS 2019-20 MEDIA GUIDE

**Chief Editor**  
Steve Hoem



**Photography**  
Robinson & Associates, Getty Images

**Writer**  
Alex Gilchrist

**Design**  
Brad Woodward

**Editorial Assistance**

Steve Brown, Jesse Bryson, Keren Lynch,  
AJ Manderichio, Kyle Shohara, Tiffany Spiritosanto,  
Matt Weller

**Cover Design**  
Jeff Ippjan

**Printed by**  
Ben Franklin Press, Tempe, AZ

COPYRIGHT© 2019 ANAHEIM DUCKS

The information contained in this publication was compiled by the Anaheim Ducks and is provided as a courtesy to our fans and the media and may be used only for personal or editorial purposes. Any commercial use of this information is prohibited without the prior written consent of the Anaheim Ducks Hockey Club, LLC.

All NHL and team insignias depicted in this publication are the property of NHL Enterprises, Inc. and the respective teams and may not be reproduced for commercial purposes without the prior written consent of NHL Enterprises, Inc.

# CLUB DIRECTORY



**Honda Center**  
2695 East Katella Ave., Anaheim, CA 92806  
Administrative Offices: 714/940-2900

Main Club FAX: 714/940-2953  
Ticket Information: 1-877-WILD-WING  
Website: AnaheimDucks.com

## EXECUTIVE MANAGEMENT

Owners ..... Henry and Susan Samuelli  
Chief Executive Officer ..... Michael Schulman  
Executive Vice President/General Manager ..... Bob Murray  
Executive Vice President/Chief Operating Officer ..... Tim Ryan  
Senior Vice President of Hockey Operations ..... David McNab  
Chief Financial Officer ..... Bill Foltz  
Chief Human Resources Officer ..... Jay Scott  
Vice President of Human Resources ..... Gina Galasso  
Vice President & General Counsel ..... Katie Rodin  
Vice President/COO, Anaheim Arena Management ..... Kevin Starkey  
Vice President/Chief Marketing Officer ..... Aaron Teats  
Chief Commercial Officer ..... Bill Pedigo  
Executive Assistant ..... Cheryl Gorman  
Executive Assistant ..... Janet Conley  
Executive Assistant Hockey Operations ..... Colleen MacKinnon

## COACHING STAFF

Head Coach ..... Dallas Eakins  
Advisor to the Head Coach ..... Darryl Sutter  
Assistant Coach ..... Mark Morrison  
Assistant Coach ..... Marty Wilford  
Goaltending Coach ..... Sudarshan Maharaj  
Video Coach ..... Joe Piscotty  
Video Coach ..... Brett Ferguson  
Skating & Skills Development Coach ..... Larry Barron

## HOCKEY CLUB OPERATIONS

Assistant General Manager ..... David Nonis  
Director of Professional Scouting ..... Rick Paterson  
Director of Amateur Scouting ..... Martin Madden  
Director of Player Development ..... Todd Marchant  
Director of Player Evaluation ..... Bruce Franklin  
Scouting Staff ..... Dave Baseggio, Mike Stapleton,  
Jan-Åke Danielson, Glen Cochrane, Jim Sandlak, Kevin Murray,  
Stephane Pilotte, Steve Lyons, Mikko Jokela, Rich Preston,  
Konstantin Krylov, Martin Madden, Sr., Pavel Routa  
Player Development Staff ..... Francois Beauchemin, Mike Eastwood  
Director of Team Services ..... Ryan Lichtenfels  
Hockey Operations Manager ..... Chase Flanigan  
Team Services Manager ..... David Schenker  
Team Services Analyst & Amateur Scout ..... Gabriella Switaj  
Director of High Performance ..... Jeremy Bettel  
Head of Sports Science & Performance,  
Head Strength & Conditioning Coach ..... Matt Herring  
Assistant Strength & Conditioning Coach ..... Christoph Wyss  
Head of Athlete Well-being ..... Leif Mollo  
Head Athletic Trainer ..... Joe Huff  
Assistant Athletic Trainer ..... Chad Walker  
Massage Therapist ..... Mike Griebel  
Director of Rehabilitation ..... Kevin Taylor  
Head Equipment Manager ..... Chris Aldrich  
Assistant Equipment Manager ..... Matt Brayfield  
Assistant Equipment Manager ..... Jeff Tyni  
Medical Director, Primary Care Physician ..... Dr. Kenton Fibel  
Orthopedic Surgeon ..... Dr. Orr Limpisvasti  
Oral Surgeon ..... Dr. Bao-Thy Grant

Orthopedic Surgeon ..... Dr. Brian Schulz  
Foot/Ankle Surgeon ..... Dr. Ken Jung  
Hand Surgeon ..... Dr. David Hay  
Primary Care Physician ..... Dr. Chris Kroner  
Internal Medicine ..... Dr. Satoshi Kamada  
Team Neuropsychologist ..... Dr. Josh Johnson  
Sports Dietitian ..... Kim Storm

## SAN DIEGO GULLS (AHL) STAFF

President, Hockey Operations ..... Bob Murray  
President, Business Operations ..... Matt Savant  
General Manager ..... Bob Ferguson  
Head Coach ..... Kevin Dineen  
Assistant Coach ..... Sylvain Lefebvre  
Assistant Coach ..... David Urquhart  
Goaltending Coach ..... Jean-Francois Labbe  
Video Coordinator ..... Austin Violette  
Director, Hockey Operations ..... Jillian Reddin  
Team Services Manager ..... Jeff Goduti  
Head Equipment Manager ..... Joseph Guilmet  
Assistant Equipment Manager ..... Ryan Tall  
Head Athletic Trainer ..... Mike Ermatinger  
Assistant Athletic Trainer ..... Ryan Ledwon  
Head Strength & Conditioning Coach ..... Justus Schafer  
Strength & Conditioning Assistant ..... Colin Reddin

## LEGAL

Assistant Counsel ..... Lauren Fitzpatrick

## BROADCASTING DEPARTMENT

Television, FSN PRIME TICKET ..... John Ahlers, Brian Hayward  
Radio, KLAAM 830 & Anaheim Ducks  
Radio Network ..... Steve Carroll, Dan Wood  
Host/Producer ..... Kent French  
Postgame Radio Host ..... Josh Brewster  
Broadcasting Manager ..... Tiffany Spiritosanto  
Broadcasting Coordinator ..... Julia Walter

## COMMUNICATIONS DEPARTMENT

Director of Media & Communications ..... Alex Gilchrist  
Media & Communications Manager ..... Steve Hoem  
Publicist ..... Keren Lynch  
Media & Communications Intern ..... Matt Weller

## COMMUNITY RELATIONS DEPARTMENT

Director of Community Relations ..... Wendy Arciero  
Manager, Community Relations ..... Jesse Bryson  
Community Relations Manager ..... Laura McNary  
Assistant Manager, Community Relations ..... Sarah Johnson  
Community Relations Coordinator ..... Jordan Pace

## ENTERTAINMENT DEPARTMENT

Director of Production & Entertainment ..... Rich Cooley  
Entertainment Manager ..... Davin Maske  
Producers ..... Gabe Suarez, Peter Uvalle  
Associate Producer ..... Martin Victorio  
Graphics/Video Producer ..... John Lopez  
Entertainment & Production Associate ..... Sarah Montecinos  
Digital Media Specialist ..... Paul Janicki

# CLUB DIRECTORY



## ACCOUNTING/FINANCE

Director, Financial Planning & Analysis/Controller	James Pearson
Controller	Melody Martin
Assistant Controller	Rosanna Sitzman
Manager, Payroll	Ana Robles
Accounting Manager	Tim Hanson
Business Analyst	McKenna Toonen
Financial Analyst	Jennifer Breen
Payroll	Regina Terrana
Staff Accountant	Windy Crow
Accountant	Robert Slaby
Accountant I	Quynh Nguyen
Accounting Specialist	Candice Lopez
Humans Receivable	Rob Dumlaio

## HUMAN RESOURCES & ADMINISTRATION

Director, Human Resources	Susan Sakamoto
Human Resources Managers	Angel Montes, Wendy Mulhall
HRIS Manager	Olyn Grant
Recruiter	Jonathan Mabanta
Human Resources Coordinator	Elianna Ramos
Administrative Services Manager	Esther Methvin
Mail Services Representative	Linda Martinez
Operations Services Representative	Shelly Baker

## RISK MANAGEMENT

Director, Risk Management	Zareen Morrison
Safety & Health Compliance Manager	Brian Nguyen
Risk Management Associate	Marisa Cernosek

## CORPORATE PARTNERSHIPS

Director of Corporate Partnerships	Graham Siderius
Corporate Partnerships Managers	Jason Andrea, Ryan Kantor, Brett Miller, Troy Vanscourt
Corporate Partnerships Analysts	Daniel Foltz, Forrest Lockwood
Senior Manager, Corporate Partnership Activation	Sara Morales
Corporate Partnership Activation Managers	Randy Bernabe, Andrea Berryman
Corporate Partnership Activation Associate	Danielle Garcia

## MARKETING & BRAND MANAGEMENT

Director of Marketing & Brand Management	Merit Tully
Senior Marketing Manager	Trent Nielsen
Senior Designer	Jeff Ippjan
Digital Marketing Manager	G.M. Ciallella
Graphic Designers	Amanda Le, Bryna Taylor, Wes Tioncco
Manager, Fan Development Marketing	Jason Cooper
Fan Development Marketing Manager	Molly Schaus
Fan Development Marketing Associate	Brett Kurtz
Fan Development Marketing Coordinator	Jessica McDonald
Youth Hockey Associate	Greg Hughes
Marketing Project Manager	Cindy Iwami
Fan Development Coordinator	Gabe Alamillo
Fan Development Marketing Youth Hockey Coordinator	Jaime Riedel
Promotional & Entertainment Coordinator	Jo-Jo Maestrado
Marketing Coordinators	Jason Eflertz, Matt Rowe

## MERCHANDISE - TEAM STORE

Director of Merchandise	Jill Bauer
Retail Operations Manager	Ricardo Silva
Retail Warehouse Manager	Joshua McCord
Retail Store Manager	Lizette Gutierrez
Team Store Supervisors	John Buehler, Jeanette Encino, Corey Francis, Tim Louie, Iban Terrazas
Retail Sales Associate	Philip Chavez

## PUBLICATIONS & DIGITAL CONTENT

Director of Publications & Digital Content	Adam Brady
Digital Content Producer	Kyle Shohara

## PREMIUM SALES & SERVICE DEPARTMENT

Director of Premium Sales & Services	Timothy Thompson
Premium Sales Managers	Patrick Clement,

Geoff Matthews, Tim Ravenstahl	Jana Cannavo
Premium Services Coordinators	Lily McLendon, Lauren Rhorer

## INTEGRATED PROJECTS & PROGRAMMING

Director of Integrated Projects & Programming	Kris Loomis
Signature Events & Projects Analyst	Kyle Conway, Ryan Herrman

## TICKETING DEPARTMENT

Senior Manager of Ticket Operations	Gina Bradshaw
Manager, Ticket Operations	Kameron Kwok
Assistant Manager, Premium Ticketing	John Watson
Assistant Ticketing Manager	Jonas Calicdan
Ticket Operations Representatives	Liam Eustace, Jacqueline Stuart, Nicholas Vassar

## BUSINESS INTELLIGENCE

Director of Business Intelligence	Matt Rouso
Business Intelligence Manager	Matt Phillips
Database Analyst	Kyle Pratt

## BUSINESS DEVELOPMENT & RETENTION DEPARTMENT

Director, Ticket Sales	Chris Kenyon
Director, Customer Service & Retention	Damian Paul
Manager, Ticket Sales	Matt Payne
Manager, Corporate Hospitality	Shaun Didia
Corporate Hospitality Account Executives	Hayden Higger, Joey Traut
Business Development Account Executives	Brett Butler, Justin Kang, Zach Meyer, Debora Lee, Jessica Shih, Gregory Sides
Account Service Executives	Angelo Acosta, Kristen McKenna, Sanaz Vassol
Group Sales Account Executives	Jamie Friedrich, Jennifer Hacker, Esteban Martinez
Premium Service Executive	Christie Nevin
Customer Service Coordinator	Chase Garcia
Group & Season Sales Coordinator	Clayton White

## ANAHEIM ARENA MANAGEMENT, LLC

Director of Booking	Jo-Ann Armstrong
Booking Assistant	Mera Zero
Director of Events	Quinn Mackin
Event Managers	Matthew Trout, Justo Vazquez
Event Services Manager	Matthew Warwick
Assistant Event Services Manager	Jordan Tabares
Manager, Security	John Santos
Assistant Manager, Security	Jon Perrigo
Assistant Manager, Public Safety Officer	Tony Giordano
Public Safety Officers	Adam Beckerdite, Nestor Blanco, David Chavez, Darin Cierley, Ashley Cox, Peter Edgar, Chris Evans, Arturo Gomez, Bill Handrahan, Amber Hielckert, Elizabeth Islas, Darel Jones, Paulo Kome, Joshua Leonhard, Derrick Macdougall, Lisa Massey, Michael Mandonado, Adrian Martin, Edmund Martinez, Jimmie Mauldin, James Placentia, Danielle Shields, Peter Stangeland, Britton Washburn, Anthony Rivera
Director, Information Technology	Mike Wing
IT Manager	Troy Naragon
IT Analysts	Frank Gaytan, C.J. Leeman
Director, Operations	Brent Mater
Director, Engineering & Maintenance	Dion Beckton
Operations Manager, Facilities	Joe Barrett
Operations Manager, Janitorial/Conversion	Charles Boswell
Manager, Storage & Distribution	Reshon Poindexter
Ice Technician/Operations Supervisor	Steve Van Berckelaer
Parking Manager	Jeff Grant
Assistant Parking Manager	Ray Navarro
Engineers	Edgar Cifuentes, Mike Cruz, Alex Estrada, Joseph Koch, Bob Gibbons, Larry Ruffin, Riko Quinones
Maintenance Supervisor	Albert Quezada
Maintenance	Alfonso Alvarez, Michael Barr, Andrew Garcia, Rafael Jaquez
Sound Technician	Nate Chivers





# MEDIA INFORMATION



On behalf of the Anaheim Ducks, welcome to the 2019-20 National Hockey League (NHL) season. We hope to make your job covering the Ducks as easy and pleasant as possible. In order to help you achieve your goals in the most efficient manner, we have a few procedural guidelines of which you should be aware.

Media credentials are issued to working media only. All season and individual game credential holders should enter through the press entrance off Douglass Avenue (Northeast corner of the building). The press entrance and press will-call opens two and one-half hours prior to all games. Credentials are non-transferable, and unauthorized use will subject bearer to ejection from Honda Center and result in a loss of credential privileges.

Season media passes will be issued to recognized newspapers, magazines, television and established radio stations as well as websites affiliated with major broadcast outlets. Requests for credentials must be made on company letterhead. Credentials will be distributed on an individual basis. Season pass holders must notify the communications office of their intentions to cover a game in order to reserve press seating.

Individual game credentials should be requested in writing through the communications department (e-mail) a minimum of 24 hours prior to game time or by 2:00 p.m. Friday for all Saturday or Sunday contests. You can email requests to [agilchrist@anaheimducks.com](mailto:agilchrist@anaheimducks.com). Pre-arranged passes must be picked up at the press entrance located inside the northeast entrance. Credentials will be issued on an availability-only basis.

Credentials are good for admittance to the arena, press box, press dining room and both locker rooms. We suggest coming to the morning skate if you need an interview before the game. Both teams' locker rooms will open five minutes after the last player has left the ice, following the game's conclusion. Your cooperation is asked in maintaining a working atmosphere. **ABSOLUTELY NO AUTOGRAPHS ALLOWED DURING MEDIA ACCESS PERIODS.**

Interviews that need advance preparation or special accommodation can be arranged by contacting the Ducks communications department. This includes all live television interviews for pre and post-game.

Photo credentials will also be issued in the same manner as other passes, with camera positions assigned by team photographer Debora Robinson; photographers should check in with Debora in the press dining room prior to game time.

Photocopy services are available by contacting the Ducks communications department prior to the game.

On game days when the Ducks choose to practice, they will take the ice at 10:00 or 10:30 a.m. The visiting team's practice usually starts at 11:30 a.m. Please call the Ducks communications department if there is a question regarding either team's practice schedule. ALL requests for in-between period interviews must be made by the time of the Ducks' skate that morning.

We hope this outline of procedures and guidelines will assist you in your coverage of the Ducks and the National Hockey League at Honda Center for the 2019-20 season. Please don't hesitate to contact us if you need any additional assistance. We look forward to working with you this season.

Sincerely,

A handwritten signature in black ink that reads "Alex Gilchrist".

Alex Gilchrist  
Director, Media & Communications  
Anaheim Ducks

# OWNERS



## SUSAN & HENRY SAMUELI

**ANAHEIM DUCKS HOCKEY CLUB, LLC & ANAHEIM ARENA MANAGEMENT, LLC**

### EDUCATION AND PROFESSIONAL CAREERS:

Susan Samueli was born and raised in Los Angeles, CA. She earned her B.A. degree in Mathematics from UC Berkeley in 1972. From 1972 to 1985 she was with IBM Corporation, where she worked initially as a software programmer in the Federal Systems Division, Westlake Village, CA, and then as a Systems Engineer in the National Marketing Division, Los Angeles, CA, providing

technical marketing and sales support for IBM's mid-range computer systems. In 1985 she left IBM and focused her energy on raising her children, at which time she developed a keen interest in integrative health care, studying in the areas of nutrition, homeopathy and Chinese herbs. Susan subsequently received a Ph.D. degree in nutrition from the American Holistic College of Nutrition in 1993 and a diploma in Homeopathy from the British Institute of Homeopathy in 1994.





Henry Samueli was born in Buffalo, NY and grew up in Los Angeles, CA. He earned his B.S., M.S. and Ph.D. degrees in Electrical Engineering from UCLA in 1975, 1976 and 1980, respectively. From 1980 to 1985 he was employed in various engineering and management positions in the Electronics and Technology Division of TRW, Inc., a military communications defense contractor now part of Northrop-Grumman. Since 1985 he has been a professor in the Electrical and Computer Engineering Department at UCLA, and since 2003 he has also served as a Distinguished Adjunct Professor in the Electrical Engineering and Computer Science Department at UC Irvine. In 1991 he co-founded Broadcom Corporation, a global leader in providing semiconductor solutions for wired and wireless communications. Henry took a leave of absence from UCLA in 1995 and joined Broadcom full-time as Chief Technology Officer (CTO). In 2016 Broadcom was acquired by Avago Technologies Limited and renamed Broadcom Inc. Henry retired as CTO of Broadcom in 2018 and now serves as Chairman of the Board of Broadcom Inc.

## **SPORTS AND ENTERTAINMENT OWNERSHIP:**

In 2003 Susan and Henry took over management of the Honda Center sports and entertainment venue in Anaheim, CA and in 2005 they purchased the Anaheim Ducks National Hockey League franchise from the Walt Disney Company. In 2007 the Anaheim Ducks became the first California team ever to win the Stanley Cup championship. Henry is a member of the Executive Committee of the NHL Board of Governors. The Samuelis also own the San Diego Gulls American Hockey League franchise, which serves as the Ducks' minor-league affiliate in San Diego, CA.

## **COMMUNITY SERVICE AND PHILANTHROPY:**

The success of Broadcom has provided Susan and Henry the opportunity to support many worthwhile nonprofit organizations. After Broadcom went public in 1998 they created the Samueli Foundation and to date they have gifted over \$600 million primarily in the areas of Science, Technology, Engineering and Mathematics (STEM) Education, Integrative Health, Youth and Social Services, and Jewish Culture. In 2012 they joined the Giving Pledge, initiated by Warren Buffett and Bill and Melinda Gates, whose members pledge the majority of their wealth to philanthropy.

Susan serves on the Board of the Orangewood Children's Foundation, a leading provider of foster youth services in Orange County, CA, and she is a member of the Board of Trustees of the Samueli Academy, an innovative public Charter High School in Santa Ana, CA that focuses on project-based STEM learning for community, underserved and foster youth. She also serves on the Advisory Board of the Susan Samueli Integrative Health Institute at UC Irvine which provides education, research and clinical care built around integrative practices and emphasizes whole-person healing and wellness. Henry serves on the Dean's Advisory Board of both the Henry Samueli School of Engineering and Applied Science at UCLA and the Henry Samueli School of Engineering at UC Irvine. Both Susan and Henry serve on the Advisory Board of the Susan and Henry Samueli College of Health Sciences at UC Irvine.

In 2019 they opened the Great Park Ice complex in Irvine, CA which features four ice sheets, including FivePoint Arena that seats 2,500 spectators. The 280,000-square-foot complex offers a variety of ice sports including youth and adult hockey programs, figure skating, curling, broomball, sled hockey, public open skating and is also the official practice facility for the Anaheim Ducks.

# EXECUTIVE MANAGEMENT



## **MICHAEL SCHULMAN**

**CHAIRMAN OF THE BOARD, ANAHEIM ARENA MANAGEMENT, LLC**  
**CHIEF EXECUTIVE OFFICER, ANAHEIM DUCKS HOCKEY CLUB, LLC**  
**MANAGING DIRECTOR, H&S VENTURES, LLC**

Michael Schulman serves as Chairman of the Board of Anaheim Arena Management (AAM), Chief Executive Officer of Anaheim Ducks Hockey Club (ADHC), Chairman of the Board of the Anaheim Ducks Foundation and serves on the board of NHL Enterprises. He is also an Alternate Governor for the NHL Board of Governors.

Schulman is Chief Executive Officer of the San Diego Gulls Hockey Club (SDG) and the Alternate Governor for the AHL Board of Governors. In addition, he is Managing Director of H&S Ventures, the entity that manages the Samueli Family Office. Schulman reports directly to owners Dr. Henry Samueli and Susan Samueli, and is responsible for managing and long-term planning of their profit and nonprofit entities.

Schulman was the lead negotiator on behalf of the Samueli family in the acquisition of the Honda Center management agreement from the bankruptcy court and the City of Anaheim. He acts as liaison between the Samueli family and AAM management and supervises all financial, legal and charitable decisions of the arena. He also acts as liaison with the other partners of AAM and the City of Anaheim. In addition, Schulman oversees all long-term capital projects, including the 57 Freeway Marquee, two 360° LED rings, revamping of the video room, new scoreboard and sound system, and remodeling of the company offices and locker rooms.

Schulman also represented the Samueli family in purchase negotiations with Disney for the Anaheim Ducks, and in qualifying the Samueli family for the purchase of the team with the NHL.

Schulman was also involved with the family in changing the team name and logo, and forming the Anaheim Ducks Foundation. Schulman led the negotiation with the American Hockey League (AHL) in forming the new AHL Pacific Division along with four other NHL teams. He was the lead negotiator in purchasing the Norfolk AHL team and moving the team to San Diego. He also formed the San Diego Gulls Foundation.

He is responsible for developing additional ice and inline rinks in the Orange County area and was instrumental in the purchase of several ice and inline rinks, including Irvine, Corona and Huntington Beach inline rinks, and Westminster, Yorba Linda and Lakewood ice rinks. Schulman is the Chairman of The Rinks Program and oversees its development, including the advancement of the Anaheim Ducks High School Hockey League, California State Championship and the Learn to Play Hockey Program. Schulman spent over 10 years working with the City of Irvine in developing Great Park Ice and FivePoint Arena and forming the Irvine Ice Foundation.

Schulman's role at H&S Ventures is multi-faceted. He is the Managing Director of the family office, which oversees all of the family's profit and nonprofit operations. H&S Ventures serves as the manager of AAM, ADHC, SDG as well as a number of other business entities in which the Samuelis are involved. Schulman was a founding member, and is a past board member, of the Santa Clara Institute of Sports Law and Ethics and the USC Sports Business Institute (SBI) Advisory Council.

Schulman serves on the boards of AAM, ADHC, Anaheim Sports Holdings, Anaheim Ducks Foundation, HS Hockey Development, San Diego Gulls Hockey Club and ECH 2101. He is also a current member of the board of the Telluride Ski and Golf Company.

Schulman also serves on many nonprofit boards. He has been a member of the University of California, Irvine Foundation Board since 1991. He was one of the founding members and past chair of the UCI Planned Giving Leadership Council. Schulman serves on the boards of the Samueli Foundation, Samueli Institute, Anaheim Ducks Foundation and San Diego Gulls Foundation.

After earning his Bachelor of Arts in Economics from University of California, Berkeley, Schulman went on to the University of Santa Clara Law School. In addition, Schulman studied economics for one year at the University of Leeds in England.

Following law school, he was hired as a full-time law professor at the University of Southern California, after which he was a practicing attorney for a number of years and a partner with the law firm of McDermott, Will & Emery.

A native of California, Michael and his wife, Sherry, reside in Laguna Beach and have four children: Annie, Danielle, Bryant and Natasha.



## **BOB MURRAY**

### **EXECUTIVE VICE PRESIDENT AND GENERAL MANAGER ANAHEIM DUCKS HOCKEY CLUB, LLC**

Bob Murray enters his 45th consecutive year in the National Hockey League, his 12th as Executive Vice President and General Manager of the Anaheim Ducks. He won the NHL General Manager of the Year award in 2013-14 and has been a finalist for the honor three times. He also served as an Assistant General Manager for Team Canada during the 2016 World Cup of Hockey.

On Jan. 6, 2019 vs. Edmonton, Murray became the fifth person in NHL history to both play and manage 1,000 career regular season NHL games. He joined Bobby Clarke, Bob Gainey, Bob Pulford and Doug Wilson in the

1,000/1,000 club. Murray has now managed 1,039 NHL games (851 with Anaheim, 188 with Chicago) and played in 1,008 NHL contests (all with Chicago).

Under Murray's guidance, the Ducks have posted 100+ standings points in five of the last six seasons, won division titles in five of the last seven seasons and made playoff appearances in six of the last seven campaigns. The Ducks are the NHL's most successful team drafting players into the NHL since 2010, having done so without a top-five overall selection (Anaheim has not selected in the top five since 2005, qualifying for the playoffs in 11 of 14 seasons since then). Anaheim has selected 58 players since 2010, with a league-leading 51.7% (30 players, tied with Boston) reaching the NHL (the league average is 38.0%).

Murray's 2016-17 Ducks were the seventh different team in NHL history to win five consecutive division titles and the only team to win the Pacific Division five consecutive years since its creation in 1993-94. Anaheim defeated Calgary and Edmonton in the first two rounds of the Stanley Cup Playoffs before falling to Nashville in the Conference Final. It was Anaheim's fourth trip to the Conference Final since Murray joined the team in 2006.

In 2014-15, Anaheim finished with the best record in the Western Conference (51-24-7, 109 points), becoming the first team since 2011-12 (Vancouver) to post consecutive 50+ win seasons. Anaheim defeated Winnipeg and Calgary in the first two rounds of the postseason before falling in the Conference Final to Chicago (seven games). The 2013-14 team finished with a record of 54-20-8, the best mark in franchise history. Anaheim posted the top record in the Western Conference for the first time in club history that season, setting season records for standings points (116), wins (54) and win/points percentage (.707), while also leading the league in goals (263). The 2012-13 club finished the regular season with the third-best record in the NHL (30-12-6, second in the West).

Murray was named to his current position Nov. 12, 2008 after spending the previous three-plus seasons as the club's Senior Vice President of Hockey Operations. In that role, much of Murray's work behind the scenes led directly to many successful trades and other player transactions by Anaheim. During that three-year period, the Ducks won a Stanley Cup (2007), a Pacific Division title (2007), and qualified for the playoffs each season. Murray was the General Manager of the Portland Pirates (Anaheim's AHL affiliate) from 2005-06 through 2007-08. The Pirates went to the Conference Finals twice (2006 & 2008), appearing in six playoff rounds. Between 2005 and 2008 (three seasons), Anaheim and Portland combined to win 10 and appear in 14 playoff rounds, both the most of any organization in hockey.

Prior to joining the Ducks in July 2005, Murray worked as a professional scout with the Vancouver Canucks from 1999-05. Murray's scouting expertise helped to build teams that recorded 100+ point seasons two years in a row (2002-03 and 2003-04) and advanced to the Stanley Cup Playoffs four seasons in a row (2001-04). Before his stint in Vancouver, he served as a scouting consultant for Anaheim during the 1998-99 season.

Murray was a member of the Chicago Blackhawks organization for 25 years, serving as General Manager from 1997-99. He was named the sixth General Manager in team history July 3, 1997. He was promoted to the post after serving as Assistant General Manager under Bob Pulford for two seasons. Before joining upper-management, Murray was named the Director of Player Personnel in 1991 and was largely responsible for the club's NHL Draft selections over eight seasons.

Drafted by the Blackhawks in 1974, Murray spent his entire 1,008-game, 15-year career in a Chicago uniform. He became just the fourth player in Blackhawks history to reach the 1,000-game plateau in 1989-90. In addition, he became the first defenseman in club history to appear in 100 postseason contests, reaching the mark during the 1990 Stanley Cup Playoffs. In all, Murray scored 132-382=514 points and currently ranks third in all-time points among Blackhawks defensemen (17th overall in club history). He was named to both the 1981 and 1983 NHL All-Star Games. Murray retired at the conclusion of the 1989-90 season. Known for his work ethic, intelligence and determination as a player, Murray remained with the organization as a Professional Scout following his retirement in 1990.

Bob and his wife, Betsy, have four children: Kevin, Amanda, Andrew and Katie; and four grandchildren: Mikayla, Aisley, Lily and Kaden.



# EXECUTIVE MANAGEMENT



## **TIM RYAN**

**PRESIDENT/CHIEF EXECUTIVE OFFICER,  
ANAHEIM ARENA MANAGEMENT, LLC  
EXECUTIVE VICE PRESIDENT/CHIEF OPERATING OFFICER,  
ANAHEIM DUCKS HOCKEY CLUB, LLC**

Tim Ryan is in his 15th season as Executive Vice President/Chief Operating Officer for the Anaheim Ducks. Over the last 14 years, he has successfully led the Ducks' business efforts to record growth, while initiating numerous community, fan-friendly and youth hockey programs that have increased the popularity of the sport in the Southern California market.

Ryan has served more than 27 years at Honda Center and has more than 41 years in arena management and event creation experience. In addition to his duties with the NHL club, he serves as President and Chief Executive Officer of Anaheim Arena Management, LLC (AAM), the management company of Honda Center. In his role, Ryan oversees one of the premier entertainment and sports venues in the world. Over the years, Honda Center has repeatedly ranked among the top 10 arenas in the world for annual live entertainment.

Ryan has also led significant efforts in renovations around Honda Center, assuring it remains one of the world's top-of-the-line sports and entertainment venues, while continuing to elevate the live game experience. Currently, the arena seating is in the process of being replaced with the second phase completed in July 2019.

Through strategic planning, creative business development and event production, Ryan ensures Honda Center is consistently booked with the world's top names in live entertainment and world-class sporting events. Since the start of 2019, the venue hosted acts such as KISS, PINK, Justin Timberlake, Elton John, Real Street Festival, Marc Anthony, and more. In August, Honda Center hosted its first ever music festival featuring A\$AP Rocky, Cardi B, Migos, Miguel and Meek Mill with over 41,000 in attendance over the two-day event. Since 1993, more than 41 million people have been entertained at Honda Center, enjoying over 4,100 events.

As Executive Vice President/Chief Operating Officer of the Anaheim Ducks, Ryan oversees all business operations of the professional hockey team. He assumed his current dual roles on June 20, 2005 when the Ducks were purchased by Dr. Henry and Susan Samuels, owners of AAM.

In each of the last two years (2018 & 2019), the Ducks were named a finalist for Sports Humanitarian Team of the Year by ESPN. The award "represents a sports club/team that demonstrates how teamwork can create a measurable impact on a community or cause." The club has also been continually recognized by ESPN The Magazine in its annual "Ultimate Standings" edition for successes both on and off the ice. The magazine has recognized the Ducks as a top franchise among 122 professional sports teams (NHL, NFL, MLB & NBA), ranking in the top eight three times. In August 2016, J.D. Power also recognized the Ducks as the top franchise in Southern California with respect to overall customer satisfaction.

Ryan has spearheaded several initiatives in conjunction with the Samuels, including charitable programs that support over 250 nonprofit organizations annually, a team foundation that supports the community in the areas of education, youth hockey and health and wellness, and an expanded grassroots marketing program. Funded by the Anaheim Ducks Foundation, S.C.O.R.E. (Scholastic Curriculum of Recreation and Education), the club's education-based youth hockey program, has reached over 400,000 school children since 2005. The Ducks also have a 7,000-member Kids Club, the largest in the NHL.

In 1992, after a long career at the Long Beach Arena, Ryan joined the then-Arrowhead Pond of Anaheim (operated by Ogden Facility Management) as Assistant General Manager. He was promoted to General Manager in 1998 and was named Pollstar Magazine "Facility Executive of the Year" for 2001. During that time, Ryan was also charged with overseeing a number of other Ogden facilities and served as a consultant on various major entertainment projects. Near the end of 2003, the management contract for the arena was purchased by AAM, and Ryan was named President/CEO of both the company and the arena.

Ryan is active in both the entertainment industry and in the local community. He serves on the boards of several nonprofit groups, including Big Brothers Big Sisters of Orange County, Orange County Sports Council, Los Angeles Sports Council, Orangewood Foundation, and the Stars and Stripes Tournament.

Ryan graduated from California State University, Long Beach in 1979 with a bachelor's degree in Finance. He lives with his wife, Michele, in Huntington Beach and enjoys golf, fly-fishing and travel.



## DAVID McNAB

**SENIOR VICE PRESIDENT OF HOCKEY OPERATIONS  
ANAHEIM DUCKS HOCKEY CLUB, LLC**

An original member of the Ducks, David McNab is now in his 42nd consecutive year in the NHL and 27th with Anaheim. McNab served as Anaheim's Assistant General Manager for 14 seasons before being promoted to his current position in 2008. His duties include overseeing all aspects of player development, having an expertise on the Collective Bargaining Agreement and its relationship to the salary cap in the NHL, contract and arbitration negotiation, player

evaluation and scouting.

McNab's impact on the Ducks is significant. He has been part of Anaheim's run to two Stanley Cup Finals (2003 & 2007), including a championship in 2007. The club advanced to the Conference Final in 2006, 2015 and 2017, and the Conference Semifinals in 2009 and 2014. During his tenure, McNab has scouted and signed numerous collegiate free agents who have made major contributions to the success of the club.

Prior to being named as the Ducks' Assistant General Manager in December of 1995, the 64-year-old McNab was the club's first Director of Player Personnel and was largely responsible for the team's selections in the 1994-96 NHL Entry and Supplemental Drafts. McNab has also held the position as General Manager of the Ducks' top farm team in the American Hockey League for six seasons (the Baltimore Bandits during the 1996-97 season and the Cincinnati Mighty Ducks from 1997-02) while also working on the AHL's competition committee for many of those years.

Considered to be one of the hardest working and knowledgeable scouts in the National Hockey League, McNab began his professional scouting career in 1978 with the Washington Capitals, where he spent four seasons. In 1982, McNab was signed by the Hartford Whalers, where he spent seven seasons as a scout, the last two as the Director of Player Recruitment. He then joined the New York Rangers in 1989, where he worked for four seasons before leaving to join the Disney-owned Ducks in 1993. His work with the Rangers helped the club to the 1994 Stanley Cup championship.

A graduate of the University of Wisconsin in 1978 with a degree in Communication Arts, McNab was also a goaltender on one of the greatest college hockey teams of all-time, the 1977 University of Wisconsin Badgers' NCAA championship team. He was drafted by the St. Louis Blues in the ninth round of the 1975 NHL Entry Draft (151st overall). McNab has worked on numerous occasions for USA Hockey, both as an Assistant General Manager for the United States in the World Championships on three different occasions, as well as serving as a consultant for the 1984, 1988 and 1992 United States Olympic Teams. He has also been a three-time member of the selection committee that votes for the Hobey Baker Award, college hockey's version of the Heisman Trophy. He has also been on the selection committee for the Mike Richter Award since its inception in 2014, given to the outstanding college goalie in the United States.

A member of one of the most respected families in the NHL, McNab is the son of the late Max McNab and brother of Peter McNab. Max played on the 1950 Stanley Cup champion Detroit Red Wings and was a former general manager with the Washington Capitals and New Jersey Devils. He was also a recipient of the 1998 Lester Patrick Award given annually for "outstanding service to hockey in the United States." Peter played in 954 NHL games, scoring 363 goals and 813 points in a 14-year career. Peter is currently a broadcaster with the Colorado Avalanche.

McNab was born in Vancouver, British Columbia, but grew up in San Diego and graduated from Point Loma High School in San Diego in 1973. He became a U.S. citizen in 1983. He and his wife, Kari, were married in Minneapolis, MN in 1989 and have two daughters, Ali (28) and Erica (27). The McNab family resides in Yorba Linda.

# HOCKEY OPERATIONS



## **DAVE NONIS**

### **ASSISTANT GENERAL MANAGER ANAHEIM DUCKS HOCKEY CLUB, LLC**

Dave Nonis enters his fifth season with the Anaheim Ducks, his first as Assistant General Manager. He spent the previous four years with the team as Consultant to the General Manager.

Nonis served as the Toronto Maple Leafs' General Manager and Senior Vice President of Hockey Operations. He originally joined the Leafs in December 2008 as senior vice president of hockey operations, after spending the previous five months as senior advisor of hockey operations for the Ducks.

Before joining Toronto in 2008, Nonis spent four years as the Senior Vice President and General Manager of the Vancouver Canucks. While acting as Vancouver's General Manager, Nonis led the Canucks to a franchise record 105 points in 2006-07 and a Northwest Division title. He also acquired all-star goalie Roberto Luongo from Florida in June 2006.

Nonis originally joined the Canucks in 1998 as Senior Vice President, Director of Hockey Operations after serving four seasons as the National Hockey League's Manager of Hockey Operations. With the NHL, Nonis helped craft the 1994 Collective Bargaining Agreement and worked with the league's arbitration team, assisting clubs in preparing for arbitration, researching salaries and interpreting contract language.

A native of Burnaby, British Columbia, Nonis played hockey for the University of Maine and served as captain for two seasons, leading his team to back-to-back NCAA championship tournaments and graduating with a B.A. in 1988. He played one season professionally in Denmark before returning to Maine in 1989 to serve on the coaching staff of his alma mater. He earned his M.B.A. from Maine in 1990 before joining the Canucks staff that year working with corporate contracts, computer scouting and team services. Nonis became the Canucks' chief negotiator of player contracts and assumed responsibility for Vancouver's minor league affiliate agreement with the Manitoba Moose of the American Hockey League. He directed all areas of the Canucks' hockey operations department before being tapped as the ninth, and youngest-ever, general manager of the club May 6, 2004.

Nonis was also the general manager of Canada's National Men's Team at the 2011 IIHF World Championship in Slovakia.



## **RICK PATERSON**

### **DIRECTOR OF PROFESSIONAL SCOUTING ANAHEIM DUCKS HOCKEY CLUB, LLC**

Rick Paterson is in his 15th season with the Ducks after joining Anaheim on July 20, 2005. Paterson's responsibilities include extensive knowledge of all NHL personnel. In addition, he aides Bob Murray in the procurement of players via free agency, trade or the NHL Draft.

Paterson has over 40 years of experience as a player, coach and scout, and has won the Stanley Cup four times. Along with his Stanley Cup championship with the Ducks in 2007, he won the title with Tampa Bay (2004) and Pittsburgh (1991 & 1992).

Prior to joining the Ducks, Paterson spent seven years with the Tampa Bay Lightning, winning the Stanley Cup in 2004 as the club's Chief Professional Scout. He was inducted into the Kingston & District Sports Hall of Fame (Ontario) on May 4, 2012.

As a player, Paterson spent 10 years in the Chicago Blackhawks organization from 1978-1988. He was drafted by the club in the third round (46th overall) in the 1978 NHL Entry Draft. He appeared in 430 NHL games, scoring 50-43=93 points. Paterson also appeared in the Stanley Cup Playoffs eight times with Chicago, scoring 7-10=17 points in 63 games. Primarily known as a defensive specialist and top penalty killer, Paterson set a Blackhawks record for the fastest two shorthanded goals when he scored twice in 2:30 against Winnipeg on Jan. 16, 1985.

At age 15, Paterson was considered one of the top hockey players in Ontario. He played with the Cornwall Royals of the Quebec Major Junior Hockey League (QMJHL) from 1973-78, scoring 128-237=365 points in 342 games. In his final year in Cornwall (1977-78), he exploded with 58-80=138 points in 71 games. Paterson was inducted into the club's Hall of Fame in 2002. In addition, he won the Bronze Medal at the 1978 World Junior Championships with Team Canada.

After retiring from the NHL as a player, Paterson joined the Pittsburgh Penguins as an Assistant Coach from 1988-93, winning the Stanley Cup in 1991 and 1992. He coached the Penguins' International Hockey League affiliate in Cleveland from 1993-97 and joined the Tampa Bay Lightning as Assistant Coach in 1997-98. Paterson remained in that role until being named a Professional Scout prior to the start of the 1999-00 season.





## **BILL FOLTZ**

**CHIEF FINANCIAL OFFICER  
ANAHEIM DUCKS HOCKEY CLUB, LLC  
ANAHEIM ARENA MANAGEMENT, LLC  
H&S VENTURES, LLC**

Bill Foltz serves as the Chief Financial Officer for the Anaheim Ducks, Anaheim Arena Management and H&S Ventures, the entity that manages the Samueli Family Office and the various other holdings of the Samuelis. In his role, he oversees the financial teams for each of the operating entities of the Samueli family holdings. He is also responsible for all treasury, banking, strategic planning and taxes for the various companies.

Foltz joined H&S Ventures in 2015 and subsequently assumed the CFO roles for the operating companies in 2016. Foltz has extensive experience gained over a 30-year career that covers professional sports, hospitality, private equity and consumer products. Early in his career he served the O'Malley family as CFO of the Los Angeles Dodgers, and subsequently joined Platinum Equity, LLC, a Beverly Hills private equity fund where he oversaw the initial fundraising effort in 2004, resulting in the largest first-time fund raise of that year. He then joined the Wonderful Companies, the holding company for consumer products companies Pom Wonderful, Wonderful pistachios and almonds, Halos mandarin oranges, Fiji Water and floral interchange Teleflora. While with the Wonderful Companies, he negotiated and closed the acquisition of the iconic Fiji Water company. Most recently, Foltz was CFO of Oakwood Worldwide, LLC, the world's largest provider of temporary housing where he sourced, negotiated and closed a multi-billion dollar joint venture with Singapore's Mapletree Investments.

A native of Southern California, Foltz is a graduate of the University of Southern California, where he received his Bachelor of Science in Accounting and Finance. He began his career with the Big 4 accounting firm Ernst & Young where he obtained his CPA certification.

Foltz has served on Board of Directors for the Catholic Big Brothers, where he also was a "big brother" for 15 years. He also started the Lunada Bay Little League "Challengers" program bringing special needs children together with mainstream "buddies" to play baseball throughout the baseball season. Foltz currently serves on the Board of Directors for Pediatric Therapy Network, which serves special needs children and their families through the critical early development stages. Bill and his wife, Robbie, have four children: Bill, Daniel, Francesca and Zachary. The family resides in Palos Verdes Estates.



## **GINA GALASSO, CPA, MBA**

**VICE PRESIDENT OF HUMAN RESOURCES  
ANAHEIM DUCKS HOCKEY CLUB, LLC  
ANAHEIM ARENA MANAGEMENT, LLC  
SAN DIEGO GULLS HOCKEY CLUB**

Gina Galasso enters her seventh season with the Ducks after joining the organization in October 2013. Galasso oversees the human resources department for both the team and the arena staff. She brings both Human Resources and Financial Management professional experience working with dynamic organizations, developing and leading global people practices.

Over the years, Galasso has led large human resource departments implementing strategic talent management solutions. She served on the Disneyland Resort Expansion Team and successfully delivered the human capital required to support two theme parks, three hotels and the ESPN Zone. Galasso also led the Human Resources and Administration Departments for the Los Angeles Dodgers during both private and public ownership. She held leadership roles at SCE including responsibility for Recruitment, Equal Opportunity and Workforce Diversity and across the Edison International enterprise. In 2009, Galasso launched Mirelle Management Resources, Inc., a successful boutique human resources and financial management consulting firm.

Galasso received her Master's in Business Administration (MBA) in Leadership from Claremont Graduate University and Bachelor of Science (BS) in Accounting from the University of Southern California. Gina is a licensed Certified Public Accountant in the State of California. She received a Certificate in Human Resources Management from University of California Los Angeles Extension.

In addition, Gina also serves as an Adjunct Professor for local universities including Concordia University Irvine teaching Human Resources Strategies and Applications in the Business Administration and Leadership Program and California State Fullerton teaching, Training & Development in their Human Communications Department.

Galasso enjoys the arts and travel. She spends her free time as a soccer mom and serves as the Sports Day Chair at her son's school. She and her husband, Carlos, reside in the San Gabriel Valley with their son, Giancarlo.

# BUSINESS OPERATIONS



## **BILL PEDIGO**

**VICE PRESIDENT AND CHIEF COMMERCIAL OFFICER  
ANAHEIM DUCKS HOCKEY CLUB, LLC**

Bill Pedigo joined the Anaheim Ducks in April of 2016 as Vice President and Chief Commercial Officer. In this capacity, Pedigo oversees the organization's major revenue areas including corporate partnerships, premium seating and ticketing. He oversees sponsorship related revenue at FivePoint Arena and Great Park Ice. The Rinks operations and via contracts with the city of Anaheim, Pedigo also manages advertising sales for the ARTIC marquee signs and naming rights sales efforts. In the first three seasons at the helm, Bill has led the sales team to record-high revenues in all three major revenue areas as well as landing naming rights to the new Great Park facility (FivePoint Arena) and the first ever Season Presenting Partnership (UCI Health).

Pedigo's career began in Kansas City with the NFL Chiefs, where he spent five seasons. Pedigo worked his way from intern to Manager of Corporate Partnerships (1996-2001). In 2001, he returned to his native Orange County and joined the Disney-owned Anaheim Sports, Inc. in the corporate partnership department working for both the Angels and Ducks. Disney split the shared service group into two the following season and Pedigo spent the next four-plus seasons dedicated to the Angels corporate sales team.

Following his time with the Angels, Pedigo spent eight-plus years with AEG, including the role of Senior Vice President of the Global Partnerships division, overseeing a large portion of AEG's Southern California portfolio. During his time with AEG, Pedigo led numerous landmark partnership deals that featured two facility naming rights agreements and the LA Galaxy's 10-year multi-million dollar jersey relationship with Herbalife. In 2013 he left AEG to join the Competitor Group as Chief Revenue Officer. There he oversaw sponsorship revenue of the 35+ Rock n' Roll Marathon events and eight TriRock Triathlon events as well as all digital and print advertising efforts for their various websites and print publications. Highlights of Pedigo's time with the Competitor Group included four new event naming rights agreements and multi-year multi-million dollar deals with series-wide partners Toyota and Humana. He remained with the Competitor Group until 2015 when he moved to San Clemente-based Nitro Circus to run North American sales.

A native of Mission Viejo, CA, Pedigo is a graduate of Cal Poly San Luis Obispo. Bill and his wife, Camille, have two daughters, Kayla and Kourtney. The family has lived in Orange County for more than 19 years and now reside in Laguna Hills. He also serves on the board of United Way Orange County.



## **KATIE RODIN**

**VICE PRESIDENT AND GENERAL COUNSEL  
ANAHEIM DUCKS HOCKEY CLUB, LLC  
ANAHEIM ARENA MANAGEMENT, LLC  
SAN DIEGO GULLS HOCKEY CLUB, LLC**

Katie Rodin is the Vice President and General Counsel for the Anaheim Ducks. For the past 12 years, Rodin has served the sports and entertainment arm of the Samueli family of companies, including the Ducks, Honda Center, The Rinks and San Diego Gulls. As General Counsel, Rodin oversees all legal activities of the sports and entertainment organizations. Those activities include the development and implementation of legal strategies and initiatives, negotiating of stakeholder agreements, managing enterprise-wide deployment of legal services, collaborating with all business units, managing litigation and ensuring compliance in all aspects of the organizations' operations.

Prior to representing the Samueli family and their companies, Rodin practiced with a boutique law firm which served as outside general counsel for hospitals, technology companies and other organizations and specialized in complex real estate and financing matters.

Rodin received a Juris Doctor from the Chapman University Fowler School of Law and a Bachelor of Science from the Chapman University Argyros School of Business. Rodin serves on the Board of Directors for Taller San Jose Hope Builders and is a founding board member and former Chairman of Association of Corporate Counsel's Sports and Entertainment Network.

Rodin is a native of Orange County and resides in South Orange County with her husband and daughter.



## JAY SCOTT

**CHIEF HUMAN RESOURCES OFFICER  
ANAHEIM DUCKS HOCKEY CLUB, LLC  
ANAHEIM ARENA MANAGEMENT, LLC  
SAN DIEGO GULLS HOCKEY CLUB, LLC  
H&S VENTURES, LLC**

Jay Scott is in the midst of his 11th season with the Ducks after joining the organization in March 2009. Scott oversees the human resources department with the team and arena staff, as well as The Rinks Development Program and H&S Ventures. Scott brings years of leadership experience as well as expertise in strategic planning, workforce management, change initiatives, process improvement, performance optimization, and employee and labor relations.

Scott served as the Director of HR at Tribune Company from 2002 to 2009, including three years at Newsday Media Group on Long Island. More recently he provided internal human resources services for the Los Angeles Times Media Group, including employee relations, labor relations, organizational development and strategic issues.

Scott has over 36 years of HR experience in hospitality, entertainment and multi-media companies, including Hilton Hotel Corporation and The Walt Disney Company, where he oversaw the opening of Tokyo DisneySea theme park and two Disney-branded hotels in over 13 years with the company (1989-02).

A graduate of Washington State University, Scott earned his BA in Business Administration with an emphasis in Human Resources. He also has a Senior Human Resources Professional Certification and has completed the Organizational Change Leadership Program at Pepperdine University. In 2013 he was nominated for the Human Resources Executive of the Year by the National Human Resources Association. Scott serves on the Board of Advisors for California State University Fullerton's Mihaylo College of Business and Economics Center for Leadership. He also serves on the Advisory Board for Taller San Jose Hope Builders and is a Board Member of the YMCA of Orange County.

Scott enjoys playing basketball and softball. He is also an avid runner, having completed numerous half-marathons and marathons. Jay and his wife, Jeanice, reside in Irvine and have two grown children: Karla and Leland.

# BUSINESS OPERATIONS



## KEVIN STARKEY

**VICE PRESIDENT AND CHIEF OPERATING OFFICER  
ANAHEIM ARENA MANAGEMENT, LLC**

Kevin Starkey is the Vice President and Chief Operating Officer for Anaheim Arena Management, LLC (AAM). He oversees all arena-specific departments, including venue operations, event services, marketing, public relations, and the box office. In addition, Starkey oversees the entire food and beverage division for Honda Center, including each of the arena's two full-service restaurants, dozens of innovative concessions concepts, and catering operations.

Starkey's career in public facilities and arena management has spanned over 30 years. He is responsible for many of the company's large-scale operations successes. Currently, he is leading project management responsibilities for the arena's backstage construction project. The project includes a new locker room with state-of-the-art amenities, a 6,500-square-foot artist loft, renovations to existing dressing and locker rooms, and added workspace for event production staff.

Starkey also oversaw construction on the most extensive single upgrade in the venue's 26-year history, the Grand Terrace Project. It features the 15,000 square foot indoor/outdoor Shock Top Terrace and the Anaheim Ducks Team Store. Past projects under Starkey's direction include the venue's installation and implementation of Cisco StadiumVision, a highly successful \$13 million renovation in 2006, a 95-foot marquee located adjacent to the 57 Freeway, a completely remodeled club level restaurant (Jack Daniel's Old No. 7) and a second in-arena LED ring. Starkey also manages ongoing renovations to Honda Center's 84 luxury suites and is involved in booking contracts and event creation.

Starkey, hired at the arena in 1993, has also been instrumental in all facets of the building's day-to-day operational efforts, including all beautification, maintenance, changeover and capital improvements.

Prior to joining AAM, Starkey worked at the Great Western Forum, then home to the National Basketball Association's Los Angeles Lakers and National Hockey League's Los Angeles Kings.

A native of Torrance, Starkey graduated from California State University, Long Beach where he played quarterback for the school from 1979-80. Starkey played three seasons in the Canadian Football League with the Ottawa Rough Riders and the Montreal Concorde, highlighted by an appearance in the 1981 Grey Cup against Warren Moon and the Edmonton Eskimos (26-23 loss). He also played two seasons in the United States Football League with the Oakland Invaders and Portland Breakers.

Kevin and his wife, Christine, reside in Murrieta. They have three children: Sean, Alyssa and Christian.



## AARON TEATS

**VICE PRESIDENT AND CHIEF MARKETING OFFICER  
ANAHEIM DUCKS HOCKEY CLUB, LLC**

Aaron Teats is in his 26th year with the Anaheim Ducks, his sixth as Vice President and Chief Marketing Officer. In his current role, Teats oversees business intelligence, broadcasting, communications, community relations, entertainment, fan development, marketing, merchandising, publications/new media and social networking. He is also responsible for overseeing agreements for all television and radio rightsholders, as well as the contracts of all club announcers.

Teats joined the Ducks' broadcasting department in 1994. He was both a producer and director of the Ducks' television and radio broadcasts from 1997-07 and won an Emmy as producer in best live sports coverage category during the Anaheim's 2003 playoff run. He was named the club's director of broadcasting in 2004 and also assumed the responsibility of the publications/new media and entertainment departments in 2008-09.

A native of Broken Arrow, Oklahoma, Teats is a graduate of Cal State Fullerton. He began his career in the entertainment/production department for the then California Angels in 1992.

Teats is on the Board of Directors for the Boys and Girls Club of Anaheim and the Advisory Council for Cal State Fullerton's "PRactical ADVantage" student-run advertising agency.

Aaron and his wife, Justine, have two sons: Nolan and Colin. The family has lived in Anaheim Hills for the last 24 years.



## DALLAS EAKINS

### HEAD COACH

Dallas Eakins is in the midst of his first season as head coach of the Anaheim Ducks in 2019-20, his fifth season within the organization. Eakins previously served as head coach for Anaheim's American Hockey League affiliate in San Diego from 2015-19. In his four seasons behind the bench, Eakins led the Gulls to a 154-95-23 record and three trips to the Calder Cup Playoffs. In addition, San Diego led the AHL Pacific Division in wins, points (331) and points percentage (.608) since the division's inception in 2015-16.

Eakins joined the Anaheim organization June 26, 2015 after serving as head coach of the Edmonton Oilers from 2013-15. Eakins previously spent four seasons as head coach of the AHL's Toronto Marlies (2009-13). In 584 career AHL games with San Diego and Toronto, Eakins led his teams to a 311-209-64 record and five appearances in the Calder Cup Playoffs. Eakins helped San Diego advance to the 2019 Western Conference Finals and guided his 2011-12 Marlies club to an appearance in the 2012 Calder Cup Finals.

The Dade City, FL native guided the Marlies to the top of the North Division standings during his final two seasons behind the bench in Toronto while winning four of six playoff series. As a member of the Marlies, Eakins was named one of two head coaches to represent the Western Conference for the AHL All-Star Games for both the 2011-12 and 2012-13 seasons.

Selected by Washington in the 10th round (208th overall) of the 1985 NHL Draft, Eakins appeared in 120 career NHL games with the Winnipeg Jets, Florida Panthers, St. Louis Blues, Phoenix Coyotes, New York Rangers, Toronto Maple Leafs, New York Islanders and Calgary Flames. Eakins also played in the AHL and International Hockey League during his professional career, winning both the Calder Cup (2002) and Turner Cup (2000). His final professional season was with the Manitoba Moose (AHL) before retiring as a player May 26, 2004.

Eakins, his wife, Ingrid, and daughters, Emerson (11) and Cameron (8) reside in Coto de Caza.

### DALLAS EAKINS' HEAD COACHING RECORD

Season	Team	League	REGULAR SEASON					PLAYOFFS		
			GP	W	L	OT	PTS	W	L	
2009-10	Toronto	AHL	80	33	35	12	78	-	-	
2010-11	Toronto	AHL	80	37	32	11	85	-	-	
2011-12	Toronto	AHL	76	44	24	8	96	11	6	
2012-13	Toronto	AHL	76	43	23	10	96	5	4	
<b>2013-14</b>	<b>EDMONTON</b>	<b>NHL</b>	<b>82</b>	<b>29</b>	<b>44</b>	<b>9</b>	<b>67</b>	-	-	
<b>2014-15</b>	<b>EDMONTON</b>	<b>NHL</b>	<b>31</b>	<b>7</b>	<b>19</b>	<b>5</b>	<b>19</b>	-	-	
2015-16	San Diego	AHL	68	39	23	6	84	4	5	
2016-17	San Diego	AHL	68	43	20	5	91	4	6	
2017-18	San Diego	AHL	68	36	28	4	76	-	-	
2018-19	San Diego	AHL	68	36	24	8	80	9	7	
<b>NHL Totals</b>			<b>113</b>	<b>36</b>	<b>63</b>	<b>14</b>	<b>86</b>	-	-	
<b>AHL Totals</b>			<b>584</b>	<b>311</b>	<b>209</b>	<b>64</b>	<b>686</b>	<b>33</b>	<b>28</b>	

# COACHING STAFF



## **DARRYL SUTTER**

### **ADVISOR TO THE HEAD COACH**

Darryl Sutter is in his first season with the Anaheim Ducks as advisor to the head coach. Sutter served 17 seasons as an NHL head coach from 1993-17, compiling a 634-467-184 record and 1,452 points in 1,235 career games. Entering the 2019-20 season, he ranked 13th among all-time NHL coaches in points and games, and 14th in wins. Sutter also led his teams to an 89-81 record in the Stanley Cup Playoffs, ranking tied for eighth in all-time postseason wins and seventh in playoff games (170).

Sutter guided the Los Angeles Kings to a pair of Stanley Cup championships in 2012 and 2014, finishing with franchise-best 225 career wins (225-147-53). Sutter was previously the general manager of the Calgary Flames from 2003-10, and head coach from 2002-06. The Viking, Alberta native compiled a 107-73-30 regular-season record and an 18-15 mark in the postseason with the Flames. In 2003-04, he led Calgary to the Stanley Cup Final and a first-place finish (46-25-11, 103 points) in the Northwest Division.

Prior to his time in Calgary, Sutter served as the head coach of the San Jose Sharks for six seasons from 1997-03. Sutter began his coaching career with the Chicago Blackhawks, beginning as an assistant coach (1987-88), associate coach (1990-92), and then head coach (1992-93). In his first season as an NHL head coach, Sutter led Chicago to the best record in the Campbell Conference (47-25-12).

Sutter played 406 career NHL games with Chicago, recording 161-118=279 points and 288 penalty minutes. He scored 20-plus goals in five of his eight NHL seasons, including a career-high 40 goals in 1980-81. Sutter, who served as Chicago's team captain from 1982-85 and again from 1986-87, also had 24-19=43 points in 51 career playoff games.



## **MARK MORRISON**

### **ASSISTANT COACH**

Mark Morrison is in his third season as an assistant coach for Anaheim. Morrison joined the organization prior to 2017-18, a season in which the Ducks posted a 44-25-13 record for 101 points.

A native of Prince George, British Columbia, Morrison was previously with the Winnipeg Jets organization as an assistant coach for the AHL Manitoba Moose (2015-17) and St. John's IceCaps (2011-15).

Prior to St. John's, Morrison served as head coach and general manager of the Victoria Salmon Kings of the ECHL, where he spent four years. He also coached and played with the Fife Flyers of the British National League, winning Coach of the Year honors three times.

Morrison played 10 NHL games with the New York Rangers from 1981-84, won the Adams Cup with the CHL's Tulsa Oilers and was named Most Sportsmanlike Player in the 1980-81 Memorial Cup. He also represented Canada at the World Junior Championships in 1982 (gold medal) and 1983.

Morrison has three children: son, Lance, and daughters, Nicole and Tara.



# COACHING STAFF



## MARTY WILFORD

### ASSISTANT COACH

Marty Wilford is in the midst of his second season as an assistant coach with the Ducks and his ninth season overall in the Anaheim organization. Wilford spent the previous seven seasons as an assistant coach with Anaheim's AHL affiliate in San Diego (2015-18), Norfolk (2012-15) and Syracuse (2011-12).

Wilford helped the Gulls to a 118-71-10-5 record in his three seasons in San Diego, including an appearance in the Pacific Division Finals in 2016 and 2017. From 2012-15, Wilford was part of a Norfolk coaching staff that led the Admirals to a 104-99-25 record and a win over top-seeded Manchester in the opening round of the 2014 Calder Cup Playoffs.

Wilford made his professional coaching debut in 2011-12 at Syracuse, which went 37-29-10 and earned a berth in the 2012 Calder Cup Playoffs.

Originally selected by Chicago in the sixth round (149th overall) of the 1995 NHL Draft, Wilford collected 47-228=275 points with 573 PIM as a defenseman in 539 career AHL games from 2000-07. He ranked as Norfolk's all-time leading scorer among defensemen with 32-141=173 points in 318 games from 2000-05.

Wilford began his professional career in the International Hockey League, scoring 3-29=32 points in 186 games between 1997-00. He spent his final four seasons in Europe with Hamburg and Iserlong (Germany), and Fassa HC (Italy), notching 19-121=140 points in 146 contests. Wilford and his wife, Shelly, have three children: Emma, Grayce and Nash.



## SUDARSHAN MAHARAJ

### GOALTENDING COACH

Sudarshan "Sudsie" Maharaj (Sud-DARE-shun MAH-ha-raj) is in the midst of his fourth season as goaltending coach for the Anaheim Ducks. In 2017-18, the Ducks established a franchise-record with a .923 SV%, which co-led all NHL teams. In addition, both Ryan Miller (.928) and John Gibson (.926) surpassed the individual single-season franchise record for SV% (.924, Jonas Hiller in 2010-11, Gibson in 2016-17).

Maharaj joined the Ducks organization prior to the 2013-14 season in a consultant role focused on the club's AHL affiliate in Norfolk, VA. Maharaj continued in the role throughout the team's transition to San Diego for the 2015-16 season, where he helped Gulls goaltenders to a 39-23-8 record, 2.87 GAA, .906 SV% and a berth in the Calder Cup Playoffs.

A native of Trinidad, Maharaj spent eight seasons with the New York Islanders from 2003-06 (goaltending coach) and 2009-12 (goaltending consultant). He also helped develop the National Goaltending Development Program for Hockey Canada (2005-07) and served as goaltending consultant for the Korean national hockey team in preparation for the 2018 Olympic Winter Games.

Raised in Toronto from the age of six, Maharaj was a member of the 1984-85 National Hockey Championship York University team and played six seasons of pro hockey in Sweden.

Sudarshan and his wife, Yvonne, have two daughters, Alexandra (18) and Katherine (15).



## LARRY BARRON

### SKATING AND SKILLS DEVELOPMENT COACH

Larry Barron is in his second season as skating skills and development coach for the Anaheim Ducks. Prior to assuming his current role, Barron served as a skating consultant for the Ducks from 2013-18.

A native of Toronto, Ontario, Barron coached at the Under-16 and Under-18 levels from 2012-16, including Jr. Ducks 18AAA teams, and made two national championship appearances as head coach during that time.

With a 26-year background in youth hockey, Barron also owns Barron Hockey Academy in Lake Forest, CA, which offers on-ice development and team training for local players ranging from amateur to professional

backgrounds.

Barron resides in Ladera Ranch with his wife, Michelle, and their three children: Dillon (10), Peyton (8) and Brock (6).

# COACHING STAFF



## JOE PISCOTTY

---

### VIDEO COACH

Joe Piscotty is in his ninth season as video coach, his 10th overall season with the organization. Piscotty originally joined the Ducks prior to the 2010-11 season as a video scouting analyst, assisting Hockey Operations with special projects before moving to his current role on Dec. 2, 2011.

Piscotty worked with the University of Michigan's hockey team from 2006-08, serving as a graduate student manager under Head Coach Red Berenson. He was with the Wolverines when the club advanced to the Frozen Four in 2008. While at Michigan, Piscotty also earned a Master's in Sports Management.

In addition, Piscotty served as a hockey operations assistant for the University of Denver's men's squad from 2008-10. He completed his time at Denver with a Master's degree in Business Administration (MBA). A native of Huntington Beach, Piscotty earned his Bachelor's degree in Business Administration from the University of Las Vegas, Nevada in 2006.

Joe and his wife, Carrie, reside in Huntington Beach with daughters, Kadence and Lea.



## BRETT FERGUSON

---

### VIDEO COACH

Brett Ferguson is in his 10th season with the Anaheim organization, his first as a video coach with the Ducks. Ferguson spent the previous nine seasons with Anaheim's primary development affiliate in the American Hockey League, most recently with San Diego. He served four seasons with the Gulls from 2015-19, the first two years as video coach and the latter two as an assistant coach. Ferguson helped lead the Gulls to Calder Cup Playoff appearances in 2016, 2017 and 2019, advancing to the Pacific Division Final in all three years and the Western Conference Finals in 2019.

Born in Sioux City, Iowa and raised in West Des Moines, Ferguson spent five seasons as video coach with Anaheim's AHL affiliates in Norfolk (2012-15) and Syracuse (2010-12). Ferguson, who began his professional coaching career as an assistant coach with Des Moines (USHL) in 2009-10, graduated from the University of South Carolina at Aiken in 2009 with a Bachelor's degree in history.

Ferguson, his wife, Amanda, and their sons, Caleb and Aiden, reside in Irvine.



## TODD MARCHANT

### DIRECTOR OF PLAYER DEVELOPMENT

Todd Marchant is in his ninth season as Director of Player Development for the Ducks. He joined the front office staff in 2011-12 following six seasons with the Ducks and an 18-year NHL career. Marchant won his first Stanley Cup with the club in 2007. In his role as Director of Player Development, Marchant prepares and educates Anaheim prospects on succeeding in professional hockey.

A native of Buffalo, NY, Marchant appeared in 1,195 career NHL contests with the New York Rangers, Edmonton, Columbus and Anaheim, collecting 186-312=498 points. He became the 31st U.S.-born player to appear in 1,000 NHL games Dec. 22, 2008 at Vancouver. Marchant played his final 421 contests in an Anaheim uniform from 2005-11 (38-74=112 points) and remains tied for fourth all-time in franchise short-handed goals (8). Including the 2007 Stanley Cup championship season, Marchant helped the Ducks reach the Stanley Cup Playoffs in five of his six seasons with the club. He scored the triple overtime-winning goal in the Ducks' 2-1 victory in Game 2 of the Conference Semifinals May 3, 2009 at Detroit. Another postseason career highlight includes scoring his game-winning overtime goal for Edmonton in Game 7 of the Conference Quarterfinals Apr. 19, 1997 at Dallas. Marchant retired from professional hockey on June 29, 2011.

Selected by the Rangers in the seventh round (164th overall) of the 1993 NHL Draft, Marchant played two years of college hockey at Clarkson University before turning pro. He began his NHL career with the Rangers before being traded to Edmonton for Craig MacTavish on Mar. 21, 1994. Following nine seasons with Edmonton, he signed as a free agent with Columbus July 3, 2003 and was claimed on waivers by Anaheim Nov. 21, 2005. Marchant also had the honor of representing Team USA at the 1994 Olympic Winter Games in Lillehammer, Norway.

Todd and his wife, Caroline, have four children: daughters Lillian and Ashley, and sons Timothy and Bradley. The family resides in Tustin.



## FRANCOIS BEAUCHEMIN

### PLAYER DEVELOPMENT

Francois Beauchemin is in the midst of his first season in Anaheim's Player Development Department. In his current role, Beauchemin will assist Director of Player Development Todd Marchant in preparing Anaheim prospects for a career in professional hockey.

A member of the 2007 Stanley Cup Champion Ducks, Beauchemin retired from hockey in 2018 after collecting 288 points in 903 career NHL games. Among franchise all-time defensive leaders, Beauchemin ranks second in plus/minus (+59), third in goals (56), points (196) and assists (140), and fourth in game-winning goals (10).

The Sorel, Quebec native played 101 career Stanley Cup Playoff games, all in an Anaheim uniform. He is the all-time franchise leader among defensemen in playoff scoring, goals, assists, power-play goals, power-play points and games played. Beauchemin helped Anaheim reach the playoffs in nine of his 10 seasons with the club, reaching the Western Conference Final three times in addition to the aforementioned Stanley Cup in 2007.

Selected by Montreal in the third round (75th overall) of the 1998 NHL Draft, Beauchemin earned 76-212=288 points with a +14 rating in 903 career NHL games with Anaheim, Colorado, Toronto, Columbus and Montreal. He resides in Sorel, Quebec with his wife, Marie, and their sons, Samuel (13) and Cédric (7), and daughter, Emily (10).



## MIKE EASTWOOD

### PLAYER DEVELOPMENT

Mike Eastwood is in his first season with Anaheim's Player Development Department, assisting Director of Player Development Todd Marchant. Last season, Eastwood served as assistant coach for the Hershey Bears, Washington's primary development affiliate in the American Hockey League.

The Ottawa, Ontario native spent three seasons with the Ottawa 67's (OHL), serving as an assistant coach in 2014-15 before being promoted to associate coach. The 67's qualified for the OHL playoffs in each of Eastwood's three years in Ottawa.

Eastwood collected 87-149=236 points in 783 career NHL games with Toronto, Winnipeg, Phoenix, the New York Rangers, St. Louis, Chicago, and Pittsburgh from 1991-04. He was a member of the President's Trophy-winning St. Louis Blues in 1999-00, setting career highs in goals (19) and points (34).

Selected by Toronto in the fifth round (91st overall) of the 1987 NHL Draft, Eastwood earned 69-80=149 points in 164 career games with Western Michigan University (CCHA).

# SCOUTING STAFF



## DAVE BASEGGIO

### PROFESSIONAL SCOUT

Dave Baseggio is in his 12th season with the Ducks, originally joining the team as a professional scout for the 2008-09 season.

With over 18 years of experience in professional hockey management, Baseggio joined Anaheim after serving as head coach of the AHL's Peoria Rivermen (2006-08). Originally from Niagara Falls, Ontario, Baseggio also spent five seasons with the New York Islanders organization as an assistant and Head Coach for Bridgeport (AHL). While holding the post of assistant coach from 2001-05, Baseggio saw the club advance to the Calder Cup Finals in 2002 and finish first overall in the regular season standings that year. During the 2003-04 season, the Sound Tigers broke the AHL goals-against average record and had a franchise-record 22-game unbeaten streak. Baseggio assumed the title of head coach in 2005-06 and was named a finalist for the AHL's Coach of the Year. Baseggio began his coaching/management career with the Charlotte Checkers of the ECHL for the 2000-01 season, serving as assistant coach and assistant director of hockey operations.

A graduate of Yale University in 1989 with a B.A. in Economics, Baseggio played four years of college hockey with the Bulldogs as a defenseman and was elected team captain in 1988-89. He earned ECAC All-Star honors in his final three collegiate seasons. Following college, he played professionally for 12 seasons in the AHL and IHL, and was a two-time IHL All-Star (1997 and 1999).

Dave and his wife, Sondra, are parents to son, Michael (18) and daughter, Katherine (15). The family resides in Guilford, CT.



## MIKE STAPLETON

### PROFESSIONAL SCOUT

Mike Stapleton is in his sixth year with the Ducks as a full-time professional scout. Stapleton previously worked with the Anaheim scouting department on a part-time basis and also served as an assistant coach for organization's primary development affiliate in the American Hockey League in 2010-11 (Syracuse). Stapleton also served as head coach for Sault Ste. Marie of the Ontario Hockey League from 2011-13.

Prior to initially joining the Anaheim organization in 2010, Stapleton spent four seasons as an assistant and associate coach in the OHL with Sault Ste. Marie (2008-10) and Erie (2006-08).

Originally selected by Chicago in the seventh round (132nd overall) of the 1984 NHL Draft, Stapleton played 14 NHL seasons from 1986-2001 with seven different teams (Chicago, Pittsburgh, Edmonton, Winnipeg/Phoenix, Atlanta, NY Islanders and Vancouver). He appeared in 697 career NHL games, collecting 71-111=182 points with 342 PIM. Stapleton also skated in 34 career Stanley Cup Playoff games, recording one goal and 39 PIM.

Stapleton is the son of former NHL defenseman and 1972 Summit Series Team Canada member Pat Stapleton. Mike and his wife, Laura, have two sons: Luke and Nick.



## **RICH PRESTON**

### **PROFESSIONAL SCOUT**

Rich Preston is in the midst of his fifth season with the Anaheim Ducks, his first as a professional scout. Preston served as an assistant coach for the Ducks from 2015-19, a stretch that saw the club go 171-110-47 and qualify for the Stanley Cup Playoffs three times.

A native of Regina, Saskatchewan, Preston previously served as an NHL assistant coach with Chicago (1991-95), Calgary (1997-00 & 2003-09), and San Jose (2000-03). He was the head coach of his hometown Regina Pats (WHL) from 1995-97 and the general manager/head coach of Lethbridge (WHL) from 2009-13. With the Pats, Preston helped the team to a franchise-record 27-game home undefeated streak during the 1996-97 season.

Preston played in the NHL from 1979-87, appearing with the Chicago Blackhawks and New Jersey Devils. He appeared in 580 NHL games, scoring 127-164=291 points. He also played in the World Hockey Association, winning championships with the Houston Aeros (1974-75) and Winnipeg Jets (1978-79). Preston was named the 1979 WHA Playoff MVP with the Jets and collected 133-152=285 points in 388 career WHA games.

Preston and his wife, Laura, have three boys (Troy, Lucas and Thomas) and reside in Calgary.



## **MIKKO JOKELA**

### **PROFESSIONAL SCOUT**

Mikko Jokela is in his third season as a professional scout with the Anaheim Ducks. Jokela began his scouting career with Anaheim in 2017-18 after 20 seasons as a player in both Europe and North America. Selected by New Jersey in the fourth round (96th overall) of the 1998 NHL Draft, Jokela made his NHL debut with the Vancouver Canucks Feb. 18, 2003 at Detroit. He also collected 21-41=62 points in 210 career AHL games with Albany (2001-03) and Manitoba (2002-04).

A native of Lappeenranta, Finland, Jokela earned 48-104=152 points in 659 career Finnish Elite League contests from 1997-17. He represented Team Finland in several international tournaments throughout his career, including the 2008 World Championship, and the 2000 and 1999 World Junior Championship. Jokela retired from professional hockey following the 2016-17 season with KooKoo of the Finnish Elite League.

Jokela resides in Helsinki, Finland with his wife, Senja, and son, Väinö (6).

# SCOUTING STAFF



## MARTIN MADDEN

### DIRECTOR OF AMATEUR SCOUTING

Martin Madden is in his 12th season as the Ducks' Director of Amateur Scouting. In his role, Madden evaluates top prospects throughout North America and attends all major European junior tournaments. He also plays a key role in producing the final prospect list leading up to the 2020 NHL Draft.

A native of Quebec City, Madden spent four years as an amateur scout for Carolina, winning the Stanley Cup with the Hurricanes in 2006. Prior to his time in Carolina, he served as a scout for the New York Rangers for seven seasons. Martin received his first scouting position with the Halifax Mooseheads of the Quebec Major Junior Hockey League while completing his M.B.A. in Finance at HEC Montreal.

Madden played hockey as a youth until Midget AAA. He walked on as a freshman for the McGill University hockey team but stopped playing to concentrate on his studies, completing a degree in engineering.

Madden currently resides in Quebec City with his girlfriend, Catherine, and their child, Alex (3). He racks up countless kilometers cycling around different areas of the province and is also passionate about golf, tennis, NFL football, wine and music.



## BRUCE FRANKLIN

### DIRECTOR OF PLAYER EVALUATION

Bruce Franklin is in the midst of his fourth season with the Ducks as Director of Player Evaluation. Franklin previously spent 23 years with the Chicago Blackhawks, serving as the club's chief amateur scout for his final six seasons from 2010-16. The Winnipeg native brings 37 years of scouting experience at both the National Hockey League and Western Hockey League levels.

Prior to joining the Blackhawks organization, Franklin spent 12 seasons scouting in the WHL. He was part of two Memorial Cup championships; one as a scout with the Prince Albert Raiders (1985) and the other as director of player personnel with the Swift Current Broncos (1989). He also worked as a part-time scout with the Montreal Canadiens from 1986-92.

Franklin resides in Regina, Saskatchewan, with his wife, Sherie, and their two daughters, Breanna and Sarah.



## JAN-ÅKE DANIELSON

### HEAD EUROPEAN SCOUT

Jan-Åke Danielson has been a member of the Ducks scouting staff for 22 seasons and is in his sixth season as Head European Scout. He is primarily responsible for scouting amateur prospects in Europe.

Prior to joining the Anaheim organization, Danielson worked as a full-time coach in Sweden from 1987-98. During that time, he coached Sweden's World Jr. Championship team five times. In addition, he was also a part-time scout for the Florida Panthers for three years before joining the Ducks organization.

Danielson played five years in the Swedish Elite League prior to attending the University of Wisconsin, where he was a member of the school's 1983 National Championship team. He graduated from Wisconsin in 1986 with a degree in Physical Education and enjoys spending at least part of his summer vacationing in the United States.

Danielson resides in Gothenburg, Sweden with his wife, Regina, who is Senior Vice President and Head of Research and Early Development for Cardiorenal and metabolic diseases at AstraZeneca R&D. The couple has two daughters: Gabriella (26) works as project leader within digital marketing at Daniel Wellington in Stockholm, while Cecilia (22) is a third-year medical student at the University of Lund in Sweden.



# SCOUTING STAFF



## KEVIN MURRAY

### AMATEUR SCOUT

Kevin Murray is in his 12th season with the Ducks as an amateur scout. Since joining the club during the 2008-09 season, Murray's role has expanded to encompass all USA amateur leagues, which include the high school, junior and collegiate levels.

Prior to joining the Ducks, Murray coached at both the Bantam Major AA and AAA levels in the Chicago area for two years. He played junior hockey with the Chicago Freeze and Danville Wings of the North American Hockey League before moving to Quinnipiac University, where he played one year of Division 1 college hockey. He also played two years of club hockey with University of Miami (Ohio) as part of the

American Club Hockey Association.

A native of Chicago, IL, Murray received his Bachelor's of Arts in History from the University of Miami (Ohio) in 2003 and his Master's of Arts in Education from DePaul University in 2005. He taught two years of special education and three years of seventh-grade math, both within the Chicago public school system.

Kevin and his family reside just outside of Chicago in Arlington Heights, IL. He and his wife, Katherine, have three children, Mikayla (12), Aisley (8) and Kaden (5).



## GLEN COCHRANE

### AMATEUR SCOUT

Glen Cochrane is in his 13th season with the Ducks, responsible for amateur scouting across Western Canada, the United States Hockey League and Minnesota high school hockey.

Born in Kamloops, British Columbia and raised in Cranbrook, Cochrane collected 17-72=89 points with 1,556 PIM in 411 NHL games as a defenseman with Philadelphia, Vancouver, Chicago and Edmonton from 1978-89. Following his professional career, Cochrane joined the WHL ranks in 1995 as an assistant coach for the Kelowna Rockets. He continued his coaching career for the next 10 years at both the junior and minor league levels. Cochrane previously served

as an amateur scout for the Colorado Avalanche from 2001-07. Away from the rink, Cochrane owned and operated 10 Little Caesars Pizza restaurants for 18 years following his playing career.

Glen and his wife, Joan, have three daughters, Shelby (33), Paige (31) and Tegan (27), as well as five grandchildren: Neyla, twins Everly and Paisley, William, and Wyatt. The family resides in Kelowna, British Columbia. In his spare time, Cochrane enjoys golf, fishing, cycling and traveling with his family.



## JIM SANDLAK

### AMATEUR SCOUT

Jim Sandlak is in his 12th season with the Ducks as an amateur scout. His main responsibilities include scouting the Ontario Hockey League, Quebec Major Junior Hockey League and USA Hockey's Under-18 development program.

A veteran of 703 NHL games, Sandlak spent 11 seasons with the Vancouver Canucks and Hartford Whalers. He collected 110-119=229 career NHL points while also appearing in 33 Stanley Cup Playoff contests. Sandlak also won the gold medal with Team Canada at the 1985 World Juniors before winning silver as team captain the following year. After his playing career, Sandlak worked in the grocery industry,

owned his own construction company and most recently served as an assistant coach for the Sarnia Sting (OHL).

Jim and his wife, Susan, have two sons, Patrick (28) and Carter (26). Patrick serves as director of sales for Info-Tech in London, Ontario. Carter is a referee at the AHL and ECHL level after playing four professional seasons. The family vacations at their Northern Ontario cottage during the summer, enjoying recreational activities such as boating and fishing.

# SCOUTING STAFF



## STÉPHANE PILOTTE

### AMATEUR SCOUT

Stéphane Pilotte is in his sixth year as a full-time scout with the Ducks. Pilotte previously worked with Anaheim's scouting department on a part-time basis and is responsible for amateur scouting in the Eastern Canada region.

Prior to joining the Ducks, Pilotte served as assistant general manager of the Blainville-Boisbriand Armada (2011-14), Montreal Juniors (2008-11) and Gatineau Olympiques (2007-08) in the Quebec Major Junior Hockey League. He also served as general manager of the Val-d'Or Foreurs (QMJHL) from 1999-07. Before Val-d'Or, Pilotte was the chief scout and assistant general manager of the Shawinigan Cataractes from 1992-99. He also worked as a part-time scout with the Chicago Blackhawks from 1994-98. Pilotte's first scouting assignment was with the Drummondville Voltigeurs from 1989-91.

Stéphane and his wife, Nathalie, have a daughter, Catherine (26), and son, Etienne (22). The family resides in Montreal, Quebec.



## STEVE LYONS

### AMATEUR SCOUT

Steve Lyons is in his ninth season scouting with the Ducks, his 33rd year as an NHL scout. He is responsible for amateur scouting across the United States and concentrates on the NCAA, junior and high school levels.

Lyons began his scouting career with Chicago (1986-98), serving as the club's U.S. scout. From 1998-03, Lyons spent five years with Colorado covering North America and Europe while serving as an amateur scout for the 2001 Stanley Cup Champions. Lyons was also a member of the Phoenix scouting department from 2003-11, and served as the assistant director of amateur scouting from 2008-11.

Lyons played professionally in both the Atlantic Coast Hockey League (Mohawk Valley - Virginia) and the IHL (Indianapolis). The Canton, MA native was the first high school player selected in Boston franchise history when he was picked in the sixth round (123rd overall) of the 1980 NHL Draft. From 1980-83, Lyons had 127 points in 101 ECAC games with the University of New Hampshire while making two NCAA appearances.

Steve and his wife, Debbie, reside in Easton, MA and have three children (Kevin, Greg and Kelly) and four grandchildren (Brooke, Kendall, Hadley, Ryan).



## KONSTANTIN KRYLOV

### EUROPEAN SCOUT

Konstantin Krylov is in his 24th season with the Ducks, serving as one of the club's European scouts. Krylov's primary scouting areas are focused in Finland, Russia and the international junior tournaments.

Krylov was the first-ever Russian-born scout hired by a National Hockey League team when he joined the staff of the Minnesota North Stars in 1990.

A native of St. Petersburg, Russia, Krylov spent time with the San Jose Sharks scouting department prior to joining the Ducks in 1996. He enjoys jazz, blues and rock music as well as collecting any kind of NHL statistics publication. His favorite hobbies include mountain biking and photography.

Krylov resides in St. Petersburg with his wife, Helen, and son, Tim (6).



## PAVEL ROUTA

### EUROPEAN SCOUT

Pavel Routa is in his eighth overall season as European Scout with the Ducks. In his current position with Anaheim, Routa is responsible for evaluating talent of the European hockey leagues and scouting international tournaments on the continent.

Routa originally spent six seasons as a European-based scout with the Ducks from 2003-09. Following his first stint with the organization, Routa served nine years as a European scout with Minnesota from 2009-18.

A Czech Republic native, Routa began his NHL scouting career covering international tournaments and various levels of European hockey for the Florida Panthers from 1996-03. Pavel resides in Vseradice, Czech Republic and has two daughters, Magda (17) and Julia (16), and a son, Vaclav (11).



## **JEREMY BETTLE, PH.D.**

### **DIRECTOR OF HIGH PERFORMANCE**

Jeremy Bettle is in the midst of his first season as Director of High Performance with the Anaheim Ducks. Bettle will oversee all aspects as it relates to strength and conditioning, nutrition, injury prevention, injury rehabilitation and all factors pertaining to athlete performance optimization.

Bettle spent the previous four seasons with the Toronto Maple Leafs organization as the director of sports science and performance, overseeing all areas of the Maple Leafs, Marlies and prospect training, nutrition and treatment programs. Prior to his time with the Maple

Leafs, Bettle served four seasons as the strength and conditioning coach and director of nutrition for the Brooklyn Nets of the National Basketball Association.

Bettle earned a Ph.D in human performance and a M.S. in exercise science from Middle Tennessee State University. A member of the National Strength and Conditioning Association, he also holds earned a B.S. in sport and exercise science from Leeds Metropolitan University (England). Bettle and his wife, Michelle, have been married 14 years and reside in Orange with their two dogs and cat.



## **KEVIN TAYLOR**

### **DIRECTOR OF REHABILITATION**

Kevin Taylor is in his fifth season with the Anaheim Ducks, his second as Director of Rehabilitation. Taylor served three seasons as physical therapist with the team prior to assuming his current role. Taylor has practiced physical therapy in Orange and Los Angeles counties since 1992, working with a variety of high school, college and professional athletes in hockey and other sports.

A board certified clinical specialist in orthopedic physical therapy, Taylor earned a Bachelor of Arts from California State University, Fullerton in 1986 and a Master's in physical therapy from Chapman

University in 1992.

An Orange County native, Taylor resides in Anaheim Hills with wife and three children, and enjoys mountain bike riding and fishing.



## **LEIF MOLLO**

### **HEAD OF ATHLETE WELLBEING**

Leif Mollo is in his first season with the Anaheim Ducks as Head of Athlete Wellbeing. A native of Los Angeles, Mollo is a retired U.S. Navy Captain with over 27 years of active duty service for the country. Mollo was the recipient of numerous military decorations and awards throughout his career, including the U.S. Navy's 2013 Vice Admiral James B. Stockdale Award for Inspirational Leadership.

Mollo earned a Bachelor's degree from the United States Naval Academy in Annapolis, MD, and a Master's degree from Naval Postgraduate School in Monterey, CA. Leif and his wife, Tracy, have

been married 26 years and have two teenage children, along with two dogs. His hobbies include surfing, fitness, and music.

# PERFORMANCE STAFF



## JOE HUFF

### HEAD ATHLETIC TRAINER

Joe Huff is in his seventh season as Head Athletic Trainer with the Anaheim Ducks, having been a member of the organization since 2008. In 2017-18, Huff reached his 1,000th professional game milestone in a career that started in 1998.

A graduate of Iowa State University (1998), Huff is a Certified Athletic Trainer through the NATA's Board of Certification. He began his career with the Central Hockey League's Macon Whoopee (1998-99). Following a season with Macon, Huff became the head athletic trainer for the Des Moines Buccaneers (USHL), where he spent the next six seasons. He then moved on to the ECHL, taking on the head trainer position with the Augusta Lynx in 2005. Huff joined the Ducks' then-AHL affiliate in Iowa for the 2008-09 season and then moved on to Syracuse with the club for the 2010-11 and 2011-12 seasons. During the 2012-13 season, Huff worked with the Norfolk Admirals, Anaheim's first year of affiliation in Virginia.

Joe, his wife, Lisa, and their two daughters, Macy (17) and Marin (14), reside in Anaheim Hills.



## CHAD WALKER

### ASSISTANT ATHLETIC TRAINER

Chad Walker is in his second season with the Anaheim Ducks as Assistant Athletic Trainer. Walker originally joined the organization in 2017-18 as the head athletic trainer with the San Diego Gulls (AHL). The Chandler, AZ native previously served as the primary athletic trainer for Arizona State University's hockey program from 2015-17. During that same timeframe, he also worked as a staff athletic trainer for the Arizona Coyotes.

Walker, a BOC Certified Athletic Trainer and NASM Corrective Exercise Specialist, also spent four years with the ASU golf program (2013-17), one season with the Sun Devil softball team (2014-15) and three seasons with the Pac-12 football team (2011-14).

Walker earned a Bachelor's degree in Athletic Training from Marietta College and a Master's degree in Higher Education from Arizona State University. Chad and his wife, Becca, reside in Irvine with their son, Jackson.



## MIKE GRIEBEL

### MASSAGE THERAPIST

Mike Griebel is in his third season as Massage Therapist for the Anaheim Ducks. Griebel previously served as manual therapist for the Arizona Coyotes for seven seasons. He joined the Coyotes from the Tampa Bay Lightning, where he spent 10 years, including Tampa Bay's 2004 Stanley Cup championship season.

Prior to joining the Lightning, Griebel served six years as resident massage therapist for Gold's Gym of Venice, CA.

A graduate of the Nova Institute of Health and Technology and the Southern California Sports Massage Clinic, Griebel is a specialist in the Hemme approach to soft tissue and certified in the Mattes method of active isolated stretching. Griebel and his wife, Lauri, have four children: Kristina, Jessica, Soren and Trevor.



## KIM STORM

### SPORTS DIETITIAN

Kim Storm is in the midst of her second season with the Anaheim Ducks serving as the team sports dietitian. Storm joined the organization prior to the start of the 2018-19 season and is responsible for the team's nutrition. Plans include strategies to achieve fueling requirements for training, support recovery, manage hydration, and maintain immunity at home and on the road.

A registered dietitian, Storm earned a Master's in Nutrition Science from the University of Utah, and a Bachelor's in Biology from Whitworth University. She lives in Newport Beach with her husband, Taylor, daughter, Paige, and pug, Brooklyn. Kim enjoys hiking, cooking, running, and traveling.



## MATT HERRING

### HEAD OF SPORTS SCIENCE & PERFORMANCE, HEAD STRENGTH & CONDITIONING COACH

Matt Herring is in his first season as Head of Sports Science & Performance, Head Strength & Conditioning Coach with the Anaheim Ducks. Herring oversees the strength and conditioning departments throughout the Ducks organization and manages the sports science technology and its integration within the team.

A native of Bermuda, Herring previously worked for the Toronto Maple Leafs as head strength & conditioning coach (2015-19) and the NBA's San Antonio Spurs as athletic performance associate (2013-15). He was a member of the Spurs Medical & Performance department when San Antonio defeated Miami for the 2014 NBA championship.

Herring began his career at the University of California, Santa Barbara (2009-11), serving as assistant strength & conditioning coach. With a Master's in Strength & Conditioning from the University of Edinburgh (2008) and a Bachelor's in Sports Science from Swansea University (2007), Herring is also a certified strength and conditioning specialist with the National Strength and Conditioning Association.

Matt lives in Laguna Beach with his wife, Graziela. He enjoys swimming, triathlon, hiking, surfing, soccer and learning Portuguese.

# PERFORMANCE STAFF



## CHRISTOPH WYSS

### ASSISTANT STRENGTH & CONDITIONING COACH

Christoph Wyss is in his first season as Assistant Strength & Conditioning Coach for the Anaheim Ducks. In his current role, Wyss assists in the development and implementation of customized strength and conditioning programs for players throughout the season.

Wyss joined the organization after spending almost two years in China with the Chinese National Weightlifting and Speed Skating teams in advance of the 2020 Summer Olympics and 2022 Winter Olympics. Prior to his time in China, Wyss worked at P3 (Peak

Performance Project) a private facility in Santa Barbara that specializes in training professional and amateur athletes.

Born in Meiringen, Switzerland and raised in Riverside, CA, Wyss received Bachelor's (Kinesiology) and Master's (Exercise Physiology) degrees from California State University, Chico and is a Certified Strength and Conditioning Coach (CSCS). He also has certifications for USA Weightlifting (USAW) and Reflexive Performance Reset (RPR).

The Costa Mesa resident enjoys snowboarding, hiking and beach activities when away from the rink.





# EQUIPMENT STAFF



## CHRIS ALDRICH

### HEAD EQUIPMENT MANAGER

Chris Aldrich is in his second season as the Anaheim Ducks' Head Equipment Manager in 2019-20. Currently in his 13th season with the organization, he previously served nine seasons as an assistant equipment manager with the Ducks from 2009-18.

Aldrich has more than 30 years of experience in professional hockey, including serving as the equipment manager of previous Anaheim affiliates in Iowa (AHL, 2008-09) and Portland (AHL, 2007-08).

Prior to joining the Ducks organization in 2007, he spent 10 seasons as assistant equipment manager of the Boston Bruins. Aldrich also had AHL stints with Providence and Maine from 1990-96.

In addition to his time with the Ducks and Bruins, Aldrich served as an equipment manager for Team USA at the 2010 IIHF World Championship in Germany.

A native of Windham, ME, Aldrich majored in history at Rhode Island College. When away from the rink, he enjoys playing tennis and following NASCAR. Aldrich is also an avid runner, having completed the Boston Marathon on three separate occasions. Aldrich and his wife, Susan, reside in Yorba Linda with their son, Andrew (12).



## MATT BRAYFIELD

### ASSISTANT EQUIPMENT MANAGER

Matt Brayfield is in his third season as an Anaheim Ducks Assistant Equipment Manager. Brayfield previously served as an equipment manager with Anaheim's AHL affiliates in San Diego (2015-17), Norfolk (2012-15) and Syracuse (2010-12). A native of Peoria, IL, Brayfield began his career with the Laredo Bucks (CHL), Huntsville Havoc and Peoria Rivermen (SPHL), and Springfield Junior Blues (NAHL).

A native of Springfield, IL, Brayfield resides in Anaheim Hills, CA.



## JEFF TYNI

### ASSISTANT EQUIPMENT MANAGER

Jeff Tyni is in his 15th season with the Ducks and his fifth season as an Assistant Equipment Manager. Tyni previously worked with the Ducks as a locker room assistant from 2005-15.

The Orange County native played in the Southern Professional Hockey League (Fayetteville) and served as a backup goaltender for several NHL and ECHL clubs. Before joining Anaheim's Hockey Operations staff, Tyni worked at Anaheim ICE as a Zamboni driver and with Honda Center's Event Crew. Tyni received his Bachelor's Degree from California State University, Fullerton.

Away from the rink, Tyni enjoys playing golf, traveling to Canada and spending time with his family. Tyni resides in Orange with his wife, Mira, and son, Blake (3).

## TEAM PHYSICIANS

Dr. Kenton Fibel – Medical Director  
Dr. Orr Limpisvasti - Orthopedic Surgeon  
Dr. Bao-Thy Grant - Oral Surgeon / Dentist  
Dr. Brian Schulz - Orthopedic Surgeon  
Dr. Chris Kroner - Primary Care Physician

Dr. Satoshi Kamada - Internal Medicine  
Dr. David Hay - Hand Surgeon  
Dr. Ken Jung - Foot/Ankle Surgeon  
Dr. Josh Johnson - Team Neuropsychologist  
Dr. Dustin Glass - Team Chiropractor



2019-20 ANAHEIM DUCKS

# PROMOTIONAL SCHEDULE



OCT. 3

OPENING NIGHT | \*MAGNET SCHEDULE PRESENTED BY FOX SPORTS



OCT. 16

HEALTH & WELLNESS NIGHT PRESENTED BY UCI HEALTH



OCT. 20

\*JOHN GIBSON BOBBLE LEGS PRESENTED BY IMPACT



NOV. 1

DIA DE LOS MUERTOS | \*WILD WING TROLL DOLL PRESENTED BY CHICK-FIL-A



NOV. 3

LAW ENFORCEMENT APPRECIATION NIGHT



NOV. 5

NATIVE AMERICAN HERITAGE NIGHT PRESENTED BY SAN MANUEL BAND OF MISSION INDIANS



NOV. 10

MILITARY APPRECIATION NIGHT | \*CAMO HAT PRESENTED BY PACIFIC PREMIER BANK



NOV. 25

HOCKEY FIGHTS CANCER NIGHT PRESENTED BY UCI HEALTH



NOV. 29

KIDS DAY | \*TRADING CARDS PRESENTED BY UPPER DECK



DEC. 6

STAR WARS NIGHT



DEC. 14

\*UGLY HOLIDAY BEANIE



JAN. 9

COUNTRY NIGHT



JAN. 29

ANGELS NIGHT PRESENTED BY MCDONALD'S



FEB. 23

FIREFIGHTER APPRECIATION NIGHT



MAR. 1

OC ANIMAL CARE NIGHT | \*CORDUROY HAT PRESENTED BY HONDA



MAR. 6

EDUCATOR APPRECIATION NIGHT



MAR. 8

UCI SPIRIT NIGHT



MAR. 15

CHOC DAY



MAR. 18

GREEN NIGHT | \*REUSABLE STRAW SET PRESENTED BY LYFT



MAR. 20

\*HAMPUS LINDGNOME POWERED BY COX



APR. 1

FAN APPRECIATION NIGHT | \*PRIZE SCRATCHERS



# DUCKS AND HONDA CENTER IN THE COMMUNITY



# COMMUNITY INVOLVEMENT

## ANAHEIM DUCKS COMMITMENT TO THE COMMUNITY

Commitment to community is one of the fundamental values of the Anaheim Ducks organization. The Ducks strive to be actively involved in the local community, ranging from outreach and fundraising events, in-kind donations, charity tickets and the dedicated involvement of the players, coaches, broadcasters, staff, Orange Alliance Members, corporate partners and fans.

Under the guidance and example set forth by our owners, Henry and Susan Samuelli, philanthropic support and giving is not only our responsibility as a member of the Southern California community, but something that is ingrained in the identity as a team, staff and fan base.



## ANAHEIM DUCKS FOUNDATION

The mission of the Anaheim Ducks Foundation is to facilitate and support programs that produce positive change for children and families throughout Southern California by providing educational opportunities, broadening access to the sport of hockey and addressing the health and wellness needs of our community. Through funds raised, the Ducks are able to fund the Anaheim Ducks S.C.O.R.E. program, Learn to Play and Top Flight youth hockey initiatives and provide grants to a variety of local nonprofits.

### S.C.O.R.E. (SCHOLASTIC CURRICULUM OF RECREATION & EDUCATION)

The Anaheim Ducks S.C.O.R.E. program offers free educational, standards-based curriculum to over 300 schools in five counties, reaching over 60,000 unique students annually. Impacting over 300,000 students

since its inception in 2005, the S.C.O.R.E. program was developed to provide students access to valuable educational resources. Ducks S.C.O.R.E. provides physical education materials, science programming and school supplies while supporting teachers and educators with resources to foster a positive classroom environment, using hockey as a vehicle to teach and create opportunity.

### LEARN TO PLAY

Learn to Play powered by Ryan Getzlaf offers first-time hockey players the chance to get on the rink in full hockey equipment for free. Players receive instruction on the basics of hockey and skating. Participants in Anaheim Ducks Learn to Play are provided with full equipment to use for the four-week session. Since the start of the Learn to Play program in 2013, 14,800 children have laced up their skates and hit the ice and the Ducks have invested more than \$3.3 million into the program. In addition, Getzlaf generously sponsors a program in which any child who completes a Learn to Play program and signs-up for a RINKS in-house league receives a complimentary first set of gear to start their hockey career, with more than 5,800 sets being donated to date.

### TOP FLIGHT

The Top Flight Hockey Program is dedicated to participants with special needs and open to players of all ages and abilities. The League runs group practices and clinics as well as games weekly. Group practices focus on helping participants establish basic hockey skills such as shooting, passing and stickhandling.

### ANAHEIM DUCKS ANNUAL GOLF CLASSIC

The annual Anaheim Ducks Golf Classic presented by Honda features Anaheim Ducks players as the celebrity fifth player for a round of golf alongside Ducks fans and







supporters. The Golf Classic raises funds to benefit the Anaheim Ducks Foundation.

The Anaheim Ducks Golf Classic presented by Honda offers on-course contests, along with a pre-shotgun program where event sponsors draft the Anaheim Ducks player who joins their foursome for an exciting afternoon of golf. The Golf Classic has raised over \$1.1 million to benefit the Anaheim Ducks Foundation.

## ANAHEIM DUCKS CENTER ICE PARTY

Anaheim Ducks Center Ice Party (previously Casino Night) stands as the team's annual themed cocktail party that gives Ducks fans and Orangewood Foundation supporters the chance to mix and mingle, dance and dine alongside Ducks players, coaches and personnel. Guests also have the opportunity to bid on an assortment of silent auction items, as well as enter to win a variety of unique prizes in the evening's opportunity drawings.

Since 2005, \$1.3 million in proceeds from the Anaheim Ducks annual Center Ice Party have gone to assist 44 Women for Orangewood, an auxiliary of Orangewood Foundation, to support college scholarships and Peer Mentor programs for former foster care youth.

## DUX IN TUX

Dux in Tux presented by Honda is an Anaheim Ducks signature event where players take on the role as celebrity sous chefs, joining Orange County's finest chefs to provide guests an evening of fabulous food and fun - all to benefit a great cause. Proceeds from Dux in Tux presented by Honda benefit the Anaheim Ducks Foundation.

The evening includes a silent auction, opportunity drawing and live auction filled with Ducks memorabilia and unique player experiences. Dux in Tux presented by Honda is the ideal night for Ducks fans to interact with their favorite Ducks players, all while enjoying a night of fine dining, quality service and exceptional cuisine. In the 18-year history, this fan-favorite event has raised over \$4 million to support the community.



## ANAHEIM LADY DUCKS FASHION SHOW LUNCHEON

In the spring, the Anaheim Lady Ducks - wives and significant others of players, coaches and executive management - show off their fashion sense by hosting the Anaheim Lady Ducks Fashion Show Luncheon benefiting Children's Hospital of Orange County (CHOC Children's).

The event gives attendees the chance to spend the afternoon enjoying lunch with Ducks players and a fashion show featuring members of the team, their wives/significant others and CHOC Children's ambassadors walking the runway as they show off the latest spring fashion trends from Bloomingdale's, South Coast Plaza. The Lady Ducks have fundraised over \$1.8 million to support CHOC Children's.

## LA CASA GARCIA'S WE GIVE THANKS

Honda Center and the Anaheim Ducks are proud to host We Give Thanks each Thanksgiving Day with local nonprofit partner We Give Thanks, Inc., and La Casa Garcia restaurant. This annual event at Honda Center provides a complimentary Thanksgiving dinner for local residents who might go without a meal during the holiday. For 32 years, We Give Thanks has been serving meals to people in need, with more than 230,000 free meals being donated to the community.

More than 15,000 local residents fill the Honda Center parking lot to enjoy a traditional Thanksgiving meal and entertainment throughout the day. Ducks players, coaches and front office staff participate with their families to serve meals and give thanks on this special Thanksgiving holiday.



## HOLIDAY SHOPPING SPREE

The Anaheim Ducks players serve as Holiday helpers during the holiday season as part of the annual Shopping Spree, which provides students from The Wooden Floor - a nonprofit organization serving low-income Santa Ana youth - the unique opportunity to load up their shopping carts with necessities and gifts for their families in celebration of the holiday season. The Anaheim Ducks players, joined by the Lady Ducks, assist The Wooden Floor students as they shop for new clothes, toys and other essentials as a special holiday treat, all underwritten by the Anaheim Ducks and Anaheim Ducks players.

## POWER PLAY!

Each season, Ducks staff, Orange Alliance Members and corporate partners of the Anaheim Ducks and Honda Center team up to volunteer for a day of beautification projects at local S.C.O.R.E. elementary schools. From installing a street hockey rink to painting murals and planting trees, the Power PLAY! is a great day for the volunteers to give back to the community. Six rinks and counting have been gifted to local schools to help their S.C.O.R.E. programs continue to grow.

## STAFF VOLUNTEERING

The Ducks, Honda Center and The Rinks employees share the Anaheim Ducks commitment to the community throughout the year and are actively engaged in assisting the community through volunteer service. Ducks, Honda Center and The Rinks staff have participated in activities such as ice skating parties with United Heroes League, assisting Giving Children Hope at their food pantry and emergency distribution center, collecting Crazy Socks for Courageous Kids for Jessie Rees Foundation, hosting an afternoon summer camp at KidWorks and many more.

## ANAHEIM LADY DUCKS

The Anaheim Ducks Wives and Significant Others group, the Lady Ducks, are dedicated to assisting the local Southern California community through fundraising and

# COMMUNITY INVOLVEMENT

volunteerism. This inspired group of ladies have assisted such organizations as CHOC Children's, The Wooden Floor and OC Animal Care. In addition to hosting the annual Fashion Show Luncheon, the Lady Ducks have also assisted in game-night activities including the Anaheim Ducks holiday toy drives; OC Animal Care pet supply drive for the local animal shelter and the NHL Hockey Fights Cancer awareness night at Honda Center.

## ANAHEIM DUCKS ALUMNI ASSOCIATION

The Anaheim Ducks Alumni Association is composed of a group of former Ducks players who are actively involved in the Anaheim Ducks community initiatives. Ducks Alumni members have participated in charitable events such as Ducks Alumni charity hockey games, serving as sous chefs at Dux in Tux and assisting with The Rinks youth hockey programs. The alumni are an enthusiastic group, looking to contribute to the community goals of the organization and provide a great way for fans to interact with some of their favorite Ducks of the past.



## VISITS AND APPEARANCES

Each season, the Anaheim Ducks appear at a variety of community events. The Ducks make regular visits to CHOC Children's, visit local schools as part of the team's S.C.O.R.E. program, attend youth hockey clinics and Rinks outreach efforts, and appear at local youth organizations, special events, charitable fundraisers and much more.

## DONATIONS

The Anaheim Ducks are dedicated to assisting charitable organizations throughout Southern California to raise funds by providing auction items for local events. Organizations interested in requesting a donation must be a 501(c)(3) agency located in Southern California. Requests must be submitted at least eight weeks prior to the date of the event online through the Ducks website: [www. AnahemDucks.com/donationrequests](http://www.AnahemDucks.com/donationrequests).

## IN-GAME PROGRAMS & ACTIVITIES

Anaheim Ducks games are a great opportunity to feature local nonprofit organizations and highlight the needs in the community. Each season, the Ducks host a variety of activities at home games, including awareness nights for the NHL initiative Hockey Fights Cancer Night presented by UCI Health, Military Appreciation Night presented by Pacific Premier Bank, and CHOC Night.

In addition, the Ducks hold toy drives throughout the month of December, a pet adoption event for OC Animal Care, as well as in-game Ducks memorabilia auctions to benefit the Anaheim Ducks Foundation and numerous other nonprofits.

## 50/50 RAFFLE

The 50/50 Raffle is an exciting chance for fans to win a cash prize while also helping the Anaheim Ducks Foundation continue to expand the reach of its community programs throughout Southern California. One lucky fan receives half of the jackpot total from the raffle ticket sales that game and the other half benefits the Anaheim Ducks Foundation. The 50/50 Raffle has raised over \$1 million dollars since 2016.



## SURPRISE PUCK FUNDRAISER

Each season, the Anaheim Ducks Foundation sells a commemorative series Surprise Puck Set, featuring four limited edition pucks with proceeds benefiting the Anaheim Ducks Foundation. Fans pick an individually-wrapped puck at random and receive either a Ducks player-autographed commemorative puck or one of 23 surprise orange pucks. The lucky winners of the commemorative Surprise Puck Fundraiser win a variety of great Ducks prizes.

## SAMUELI ACADEMY T-SHIRT DESIGN CONTEST

The Samuelli Academy T-Shirt Design Contest tasks design students from the Samuelli Academy with a project to create an Anaheim Ducks branded t-shirt. The Samuelli Academy is a project-based learning curriculum, therefore the project was created for the students to hone their design skills, work in a group environment as well as make a formal presentation to pitch their designs.

Winners of the Samuelli Academy T-Shirt Design Contest are recognized during a pre-game ceremony where their winning designs are revealed to the Ducks fans and then made available in the Ducks Team Store for purchase with proceeds from the sales of the shirts benefiting the Samuelli Academy.

## ANAHEIM DUCKS CHARITY TICKET PROGRAM

Through the donations of Anaheim Ducks players, management and fans, the Ducks are able to provide tickets throughout the season to charitable organizations in Orange County and surrounding areas.

Thanks to the generous support of corporate partner Antis Roofing, as well as additional corporate partner donations, The Antis Roofing Community Corner, a section of Honda Center was created to give families and children from local nonprofit organizations the opportunity to experience all of the fun of Ducks hockey.



# DUCKS STAFF



**Gabriel Alamillo**  
Fan Development  
Coordinator



**Jason Andrea**  
Corporate  
Partnership  
Manager



**Wendy Arciero**  
Director of  
Community Relations



**Jill Bauer**  
Director of  
Merchandise



**Randy Bernabe**  
Corporate  
Partnership  
Activation Manager



**Andrea Berryman**  
Corporate  
Partnership  
Activation Manager



**Adam Brady**  
Director of  
Publications & Digital  
Content



**Jesse Bryson**  
Manager, Community  
Relations



**Gina Bradshaw**  
Senior Manager of  
Ticket Operations



**John Buehler**  
Team Store  
Supervisor



**Brett Butler**  
Business  
Development  
Account Executive



**Jonas Calicdan**  
Assistant Ticketing  
Manager



**Jana Cannavo**  
Manager, Premium  
Services



**Philip Chavez**  
Retail Sales Associate



**G.M. Ciallella**  
Digital Marketing  
Manager



**Patrick Clement**  
Premium Sales  
Manager



**Janet Conley**  
Executive Assistant



**Kyle Conway**  
Signature Events &  
Projects Analyst



**Rich Cooley**  
Director of  
Production &  
Entertainment



**Jason Cooper**  
Manager, Fan  
Development  
Marketing



**Rob Dumlao**  
Accounts Receivable



**Jason Effertz**  
Marketing  
Coordinator



**Liam Eustace**  
Ticket Operations  
Representative



**Lauren Fitzpatrick**  
Assistant Counsel



**Chase Flanigan**  
Hockey Operations  
Manager



# DUCKS STAFF



**Kent French**  
Host/Producer



**Jamie Friedrich**  
Group Sales Account Executive



**Chase Garcia**  
Customer Service Coordinator



**Danielle Garcia**  
Corporate Partnership Activation Associate



**Alex Gilchrist**  
Director, Media & Communications



**Olyn Grant**  
HRIS Manager



**Lizette Gutierrez**  
Retail Store Manager



**Jennifer Hacker**  
Group Sales Account Executive



**Ryan Herman**  
Signature Events & Projects Analyst



**Hayden Higger**  
Corporate Hospitality Account Executive



**Steve Hoem**  
Media & Communications Manager



**Greg Hughes**  
Youth Hockey Associate



**Jeff Ippjan**  
Senior Designer



**Cindy Iwami**  
Marketing Project Manager



**Paul Janicki**  
Digital Media Specialist



**Sarah Johnson**  
Assistant Manager, Community Relations



**Justin Kang**  
Business Development Account Executive



**Ryan Kantor**  
Corporate Partnerships Manager



**Chris Kenyon**  
Director of Ticket Sales



**Brett Kurtz**  
Fan Development Marketing Associate



**Kameron Kwok**  
Manager of Ticket Operations



**Amanda Le**  
Graphic Designer



**Debora Lee**  
Business Development Account Executive



**Ryan Lichtenfels**  
Director of Team Services



**Forrest Lockwood**  
Development Coordinator

# DUCKS STAFF



**Kris Loomis**  
Director of  
Integrated Projects &  
Programming



**Candice Lopez**  
Accounting Specialist



**Tim Louie**  
Team Store  
Supervisor



**Keren Lynch**  
Publicist



**Jonathan Mabanta**  
Recruiter



**Colleen MacKinnon**  
Executive Assistant  
Hockey Operations



**Jo-Jo Maestrado**  
Promotions &  
Entertainment  
Coordinator



**Melody Martin**  
Controller



**Estaban Martinez**  
Account Service  
Executive



**Davin Maske**  
Entertainment  
Manager



**Geoff Matthews**  
Premium Sales  
Manager



**Joshua McCord**  
Retail Warehouse  
Manager



**Jessica McDonald**  
Fan Development  
Marketing  
Coordinator



**Kristen McKenna**  
Account Services  
Executive



**Lily McLendon**  
Premium Services  
Coordinator



**Laura McNary**  
Community Relations  
Manager



**Esther Methvin**  
Administrative Services  
Manager



**Zach Meyer**  
Business  
Development  
Account Executive



**Brett Miller**  
Corporate  
Partnerships  
Manager



**Sara Montecinos**  
Entertainment &  
Production Associate



**Angel Montes**  
Human Resources  
Manager



**Sara Morales**  
Senior Manager,  
Corporate Partnership  
Activation



**Wendy Mulhall**  
Human Resources  
Manager



**Christie Nevin**  
Premium Service  
Executive



**Trent Nielsen**  
Senior Marketing  
Manager





# DUCKS STAFF



**Jordan Pace**  
Community Relations  
Coordinator



**Damian Paul**  
Director of Customer  
Service & Retention



**Matt Payne**  
Ticket Sales Manager



**Matthew Phillips**  
Business Intelligence  
Manager



**Kyle Pratt**  
Database Analyst



**Elianna Ramos**  
Human Resources  
Coordinator



**Jillian Reddin**  
Director, San Diego  
Gulls Hockey Operations



**Lauren Rhorer**  
Premium Services  
Coordinator



**Matt Rousso**  
Director of Business  
Intelligence



**Matt Rowe**  
Marketing  
Coordinator



**Susan Sakamoto**  
Director of Human  
Resources



**Molly Schaus**  
Fan Development  
Marketing Manager



**David Schenker**  
Team Services  
Manager



**Jessica Shih**  
Business  
Development  
Account Executive



**Kyle Shohara**  
Digital Content  
Producer



**Graham Siderius**  
Director of Corporate  
Partnerships



**Gregory Sides**  
Business Development  
Account Executive



**Rosanna Sitzman**  
Assistant Controller



**Robert Slaby**  
Accountant



**Tiffany Spiritosanto**  
Broadcasting  
Manager



**Jacquie Stuart**  
Ticket Operations  
Representative



**Gabe Suarez**  
Producer



**Gabriella Switaj**  
Team Services Analyst  
& Amateur Scout



**Bryna Taylor**  
Graphic Designer



**Sanaz Tavassol**  
Account Services  
Executive

# DUCKS STAFF



**Regina Terrana**  
Payroll



**Timothy Thompson**  
Director of Premium  
Sales & Service



**Wes Tiongco**  
Graphic Designer



**McKenna Toonen**  
Business Analyst




**Joey Traut**  
Corporate Hospitality  
Account Executive



**Merit Tully**  
Director of Marketing  
& Brand Management



**Peter Uvalle**  
Producer



**Troy Vanscourt**  
Corporate  
Partnerships Manager



**Nicholas Vassar**  
Ticket Operations  
Representative



**Martin Victorio**  
Associate Producer



**Julia Walter**  
Broadcasting  
Coordinator



**John Watson**  
Assistant Manager,  
Premium Ticketing



**Matt Weller**  
Media &  
Communications  
Intern



**Clayton White**  
Group & Season  
Sales Coordinator

# ANAHEIM ARENA MANAGEMENT



**Jacqueline Alvarez**  
Catering  
Manager



**Jo-Ann Armstrong**  
Director of  
Booking



**Shelly Baker**  
Operations Services  
Representative



**Joe Barrett**  
Operations  
Manager, Facilities



**Dion Beckton**  
Director, Engineer  
& Maintenance



**David Bland**  
In-Seat Assistant



**Charles Boswell**  
Operations Manager,  
Janitorial/Conversion



**Nate Chivers**  
Sound Technician



**Nichelle Dentman**  
Marketing Media  
Analyst



**JoJo Doyle**  
Executive Chef and Director  
of Food & Beverage



**Cliff Evans**  
AV Technician



**Frank Gaytan**  
IT Analyst



**Tony Giordano**  
Assistant Manager,  
Public Safety Officer



**Cheryl Gorman**  
Executive  
Assistant



**Jeff Grant**  
Parking Manager



**Erika Hall**  
Manager, Media &  
Communications



**Hailey Herbers**  
Social Media  
Coordinator



**Joel Hobson**  
Director of  
Marketing



**Nicholas Kieffer**  
Concessions  
Manager



**Kellie Kleszcz**  
Marketing  
Coordinator



**Paulo Kome**  
Public Safety  
Officer



**Maree Kurtz**  
Accountant



**CJ Leeman**  
IT Analyst



**Angela Leu**  
Director of Food & Beverage  
Strategy and Operations



**Quinn Mackin**  
Director of Events



**Linda Martinez**  
Mail Services  
Representative



**Brent Mater**  
Director of  
Operations



**Troy Naragon**  
IT Manager



**Ray Navarro**  
Assistant Parking  
Manager



**Mark Neumann**  
Director of Ticket  
Operations



**Brian Nguyen**  
Safety & Health  
Compliance Manager



**Quynh Nguyen**  
Accountant



**Vivian Nguyen**  
Accounting Clerk



**James Pearson**  
Director of Financial Planning  
& Analysis/Controller



**Jon Perrigo**  
Assistant Manager,  
Security



**Reshon Poindexter**  
Manager, Storage  
& Distribution



# ANAHEIM ARENA MANAGEMENT



**Tricia Phan**  
Payroll



**Ana Robles**  
Manager, Payroll



**John Santos**  
Manager, Security



**Jordan Tabares**  
Assistant Event  
Services Manager



**Matthew Trout**  
Event Manager



**Rodney Tumalluan**  
Manager, Premium  
F&B Operations



**Jessica Valo**  
Media &  
Communications  
Coordinator



**Steve Van Berckelaer**  
Ice Technician/  
Operations  
Supervisor



**Justo Vazquez**  
Event Manager



**Matthew Warwick**  
Event Services  
Manager



**Mike Wing**  
Director of  
Information  
Technology



**Roman Zavala**  
Manager, Clubs



**Mera Zero**  
Booking Assistant

## THE RINKS



**Ron Alexander**  
Manager (Irvine)



**Cynthia Cazares**  
Accounts Payable  
Clerk



**Jesse Chatfield**  
Marketing  
Director



**Cindy Frazier**  
Programs  
Manager



**Audrey Hodges**  
Assistant  
Controller



**Rick Hutchinson**  
Hockey Director



**Greg Marfin**  
League Manager  
(Irvine)



**Jacqueline Palmore**  
Skating Manager,  
Lakewood



**Art Troffier**  
Vice President,  
The Rinks



# TELEVISION INFORMATION




Prime Ticket and FOX Sports San Diego are the destinations for the most local, comprehensive coverage of the Anaheim Ducks. In its 27th season as a telecast partner, Prime Ticket features Brian Hayward in the booth for his 27th season as the Ducks analyst while John Ahlers returns for his 18th season as play-by-play announcer. Alyson Lozoff joins the on-air team as the new rinkside reporter.

“Ducks Live” returns prior to and immediately following all home and road telecasts on Prime Ticket and FOX Sports San Diego. Kent French serves as host, sitting alongside Hayward to offer viewers further analysis. Guy Hebert joins Hayward to provide analysis for all home shows as well. In addition, Lozoff will offer updates and reports throughout each telecast on the regional sports networks. Connected original, fast-paced and fun, the half-hour program brings fans closer to the team with player and coach interviews, game analysis and much more.

In addition to telecast coverage on Prime Ticket, FOX Sports San Diego and KCOP-TV, all Ducks games on the FOX networks will also be available on FOX Sports GO. The FOX Sports GO app is currently available on mobile and tablet devices, including iOS and Android as well as foxsportsgo.com. FOX Sports GO is also available on connected devices including, Amazon Fire TV, Android TV, Apple TV, Google Chromecast, Roku Players and Roku TV, and Xbox One. Fans can download the app for free from the iTunes App Store, Google Play, Amazon App Store, Roku App Store, XBOX One App Store and Windows App Store.

Airing weekly throughout the regular season on Prime Ticket and FOX Sports San Diego, “Ducks Weekly” will again take fans inside the Ducks organization. “Ducks Weekly” goes behind the scenes with player interviews, exclusive features and unmatched access to the team.

Together, Prime Ticket, FOX Sports San Diego and FOX Sports West present more live, local sports programming than any other network or broadcast system in the market. Serving sports fans in Southern California, Nevada and Hawaii, the regional networks produce nearly 600 live sporting events and telecast over 2,500 hours of live and original programming every year. For complete regional sports news, original features and more, visit [www.FOXSportsWest.com](http://www.FOXSportsWest.com) and [www.FOXSportsSanDiego.com](http://www.FOXSportsSanDiego.com).





## JOHN AHLERS

### TELEVISION PLAY-BY-PLAY

John Ahlers is in the midst of his 18th season as the Anaheim Ducks' play-by-play voice on Fox Sports Prime Ticket. He has called 1,135 regular-season Ducks games since joining the club prior to the 2002-03 season along with numerous NHL games for NBC Sports Network over the previous nine seasons. Ahlers called his 1,000th regular-season Ducks game on Nov. 12, 2017 vs. Tampa Bay.

Each season, Ahlers is a significant contributor to the team's award-winning Ducks S.C.O.R.E. program, an educational initiative that impacts over 25,000 elementary school students. He teaches the students the value of teamwork in sports, in school and in life. Using team-building exercises that relate to hockey, this interactive presentation demonstrates the importance to work effectively with others to achieve success in all endeavors. Ahlers can also be seen and heard at many of the Ducks community relations events, where he works as host and emcee.

Prior to joining the Ducks, Ahlers served as radio play-by-play voice for the Tampa Bay Lightning from 1999-02. A 31-year broadcast veteran with 2,343 games behind the microphone (including 1,494 in the NHL), he also worked as host of the Lightning's television pre-game show and Lightning Weekly, a magazine format program aired on Florida's Sunshine Television Network.

Prior to his stint with Tampa Bay, Ahlers spent five seasons as the television and radio voice of the International Hockey League's Detroit Vipers. During that time, he also worked as broadcaster of the IHL Game of the Week and Turner Cup Finals for Fox Sports Net. While with the Vipers he received numerous awards, including the IHL Broadcaster of the Year in 1995 and Emmys for Best Sports Broadcasts in 1995 and 1998. With Anaheim, Ahlers won an Emmy in 2003 for Best Live Sports Broadcast during Game 4 against Detroit in the first round of the Stanley Cup Playoffs.

A graduate of Michigan State University, Ahlers has the call for NFL and NCAA college football games on SportsUSA Radio Network for the eighth consecutive season in 2019. He has also served as the voice of the Salt Lake Golden Eagles (IHL) and the Louisville IceHawks (ECHL), as well as Michigan State and Colorado College hockey.

John and his wife, Cindi, were married in the summer of 2008.



## BRIAN HAYWARD

### TELEVISION COLOR ANALYST

The original television analyst for the Anaheim Ducks, Brian Hayward is in his 27th season with the club. He has called 1,632 regular-season Ducks games since joining the team and celebrated his 1,000th Ducks broadcast on Jan. 16, 2011 vs. Edmonton. Over the past 26 years, he has earned a reputation as one of hockey's most articulate and informative analysts. Hayward has also been an active member of the Orange County community since joining the Ducks, participating in numerous charitable events on behalf of the club.

Hayward has previously called national games for NBC, ABC, ESPN, ESPN2 and CBC. He appeared as an analyst for "NHL on NBC," which included work at the 2014 Stadium Series Game at Dodger Stadium and the 2006 Olympic Winter Games in Torino, Italy. He also served as color commentator for the 2004 World Cup of Hockey on ESPN's telecasts of the event. In 1998, he was a roving reporter during the Stanley Cup Final for ESPN, where he had the distinction of interviewing President Bill Clinton during a game in Washington.

After earning All-American honors as a goaltender at Cornell in 1982, Hayward went on to play in the NHL with the Winnipeg Jets, Montreal Canadiens, Minnesota North Stars and San Jose Sharks. In 1984-85, Hayward established a franchise record by winning 33 games with the Jets.

In Montreal, he teamed with Patrick Roy to win the William M. Jennings Trophy three consecutive years (1987-89) as the team allowing the fewest goals over the course of the regular season. Hayward also appeared in the Stanley Cup Final in 1986 with Montreal and 1991 with Minnesota.

A member of the inaugural San Jose Sharks in 1991-92, Hayward gained experience as an analyst on select Sharks games while sidelined with injuries. When a back injury forced a premature end to his playing career, he became a full-time broadcaster with the Ducks.

A native of Toronto, Ontario, Hayward holds a degree in business management from Cornell. He resides in Anaheim Hills with his wife, Angela. Their daughter, Courtney, and her husband, Bobby, currently live in Manhattan Beach.

# RADIO INFORMATION



## STEVE CARROLL

### RADIO PLAY-BY-PLAY

Steve Carroll in the midst of his 21st season as radio play-by-play voice of the Anaheim Ducks in 2019-20, having called 1,518 regular-season games since joining the club. A veteran of 44 years as a play-by-play announcer, Carroll joined the Ducks in 1999-00 and called his 1,000th regular-season broadcast with Anaheim on Mar. 2, 2013 vs. Phoenix. He also celebrated his 20th season with the franchise in 2018-19.

After landing his first play-by-play job as voice of the Mineral Area Junior College Men's Basketball Team (Flat River, Missouri) in 1976, Carroll has gone on to broadcast in several sports at both the college and professional levels. The long list of baseball teams includes the Los Angeles Angels of Anaheim, the Nashville Sounds (Triple-A), Huntsville Stars (Double-A) and Iowa Cubs (Triple-A). He has been employed in nine states and has called action in every state with the exception of Alaska and Idaho. At one point in the mid-1990s, Carroll was in Nashville broadcasting for five teams in three sports while freelancing for a newspaper. His work included covering the Nashville Knights of the ECHL and Vanderbilt University basketball and football (radio and television).

Carroll joined the Ducks after spending the previous two seasons handling the radio play-by-play duties for the New Orleans Brass of the ECHL, including serving in the communications, media relations and corporate sales departments. He also called games for the New Orleans Zephyrs, a Triple-A affiliate of the Houston Astros, from 1996-98. In addition, he handled play-by-play for the New Orleans Storm professional soccer team.

Carroll has previous NHL broadcasting experience with the Philadelphia Flyers, serving as radio play-by-play announcer for the 1995-96 season. He also called action for the New Haven Nighthawks of the AHL during the 1985-86 season and the Des Moines Buccaneers (USHL) from 1981-85.

A native of St. Louis, MO, Carroll is also a contributor to AnaheimDucks.com, the club's official team website. On behalf of the team, he has served as an emcee at several charity events during the regular season and in the summer months. Along with his work with the Angels in 2011 as co-host of "Angels Today," Carroll also co-hosted "This Week in Angels Baseball" for two years on Adelphia Cable in Southern California.

Steve and his wife, Rhonda, reside in Ladera Ranch with their two dogs, Sam and Dixie.



## DAN WOOD

### RADIO COLOR ANALYST

Dan Wood is in his 11th season as radio color analyst for the Anaheim Ducks, having called 786 consecutive regular-season games. Wood, who was named to his position on Aug. 24, 2009, joins Steve Carroll in the Ducks radio broadcast booth for all preseason, regular season and postseason games, led by flagship station AM830 KLAA.

An 18-year veteran writer of NHL hockey, Wood covered the Ducks for the Orange County Register from 2000-09, including the club's run to the 2007 Stanley Cup championship. Prior to joining the Register, Wood covered the San Jose Sharks for the Contra Costa Times from the team's inception in 1991 until 2000.

A professional sportswriter since June 1980, Wood previously covered Stanford University football, men's and women's basketball, Bay Area college baseball and St. Mary's College basketball, as well as high school and local sports.

Born in Ely, NV, Wood grew up in Livermore, CA, in the East Bay portion of the San Francisco Bay Area. He graduated from Livermore High School in 1976 and San Jose State University in 1980 (journalism major, sociology minor). He currently resides in Anaheim with wife, Kim. They have two children, Jennifer and Kenny, who both reside in Nashville, TN.



## **JOSH BREWSTER**

### **RADIO POSTGAME HOST**

Josh Brewster is in his 14th season as host of “Duck Calls” on AM830 KLAA following Anaheim Ducks games. The call-in show offers fans an opportunity to discuss the game and converse with a wide variety of guests, including players, broadcasters, writers and executives from the world of hockey.

In addition to hosting “Duck Calls,” Brewster serves as a correspondent for NHL Network Television and appears regularly on Sirius/XM NHL Network Radio.

Starting in 2000, Brewster produced the first web radio series focusing solely on the game of hockey, “Hockeytalk Audio Features,” for Hockeytalk.biz and “The Western Hockey Radio Show” for the American Radio Network.

On television, he provided color commentary for Team USA at the World University Games for Fox College Sports and has narrated programs on Animal Planet and USA Network. He has also been a playwright, actor and public speaker.

He has written for NHL.com, The Hockey News, The Fourth Period and Hockey Digest. His career in hockey media is profiled in the book, “Living the Hockey Dream” by Brian Kennedy.

A native of Buffalo, NY, Brewster resides in Lake Balboa with his sons, Brent and Shane.

# AM 830

HOME OF DUCKS HOCKEY

AM830-KLAA is the radio home of Ducks Hockey. Play-by-play announcer Steve Carroll is in his 21st season calling the action and is joined in the booth by analyst Dan Wood, who is in his 11th consecutive year. As the flagship station for the Ducks and Angels, AM830 provides Southern California with live action, commentary, and exclusive interviews.

Additional sports coverage includes Notre Dame football, Golic & Wingo, The Rich Eisen Show, The SportsLodge with Roger Lodge, and ESPN programming. Tune into AM830 all year long!”



Skyview Networks serves as the official radio network provider of the Anaheim Ducks.

As one of America's most dynamic audio solutions companies, Skyview Networks is a broadcast technology and national network sales company that provides services to 100-plus professional and collegiate sports organizations, ABC Audio, CBS Audio, Local Radio Networks, Alpha Media USA, Jack FM and two state news networks.

Founded in 1995, Skyview Networks focuses on providing best-in-class services that include satellite and IP distribution, full network automation, inventory management systems and network audio sales. For more information, visit [skyviewnetworks.com](http://skyviewnetworks.com) and follow @SkyviewNetworks.

# HONDA CENTER



Celebrating over 25 years in the heart of Orange County, Honda Center stands as one of the premier entertainment and sports venues in the country. Opened in 1993, the venue is owned by the City of Anaheim and managed by Anaheim Arena Management, LLC.

Home to the 2007 Stanley Cup champion Anaheim Ducks, the arena annually hosts top-name concerts, exciting sporting events, and family favorites such as the Harlem Globetrotters, Stars on Ice and Disney on Ice. Throughout the years, capacity crowds have filled Honda Center for world-class acts, including recent performances by KISS, Justin Timberlake, P!NK, Marc Anthony, New Kids on the Block, and Panic! At The Disco.

Since 2005, Ducks owners Henry and Susan Samuelli have invested millions of dollars into facility upgrades in an effort to continually enhance the guest experience. Currently, the in-bowl seating replacement project is underway with the full replacement of Plaza Level seating already complete. The next phase in seat replacement is scheduled to be completed by the start of the 2020-21 season.

Honda Center offers fans a facility that is both beautiful to behold and a delight in which to view any event, reflecting state-of-the-art design in both form and function. Hosting an average of 160 events and 1.6 million guests annually, the arena offers visitors incredibly comfortable seating and some of the best sight lines and proximity to the action found anywhere.

The arena has three levels of seating. Closest to the arena floor is the Plaza Level with 5,200 seats and 39 luxury suites. Just 21 rows above ice, the exclusive Pacific Premier Bank Club Level is accessible only to

Premium Seat Holders. It contains 1,750 seats, 44 luxury suites, the Shock Top Terrace and the Jack Daniel's Old No. 7 Club. The third level, the Terrace Level, has 9,200 easily accessible seats.

The arena is located in Orange County, east of the 57 freeway on Katella Avenue. Five major freeways (57, 22, 5, 91, 55) are conveniently located within a five-mile radius of the facility.

Location Site: 2695 East Katella Avenue (at Douglass, east of 57 freeway)

Seating Capacity (including Suites): 17,174 for hockey and other rink events; 18,366 for basketball; 18,900 for center stage events; 18,325 for end stage events; 7,000 for Theatre events. Seating is customized per event.

Arena Highlights: NCAA Men's Basketball Tournament First and Second Round (2008), NCAA Men's Basketball Tournament West Regionals (1998, 2001, 2003, 2011, 2014, 2016, 2019), 1999 NCAA Frozen Four, UFC 59, UFC 63, UFC 76, UFC 121, UFC 157, UFC on FOX 1, UFC 214, UFC 241, 2003 World Gymnastics Championships, 2004 U.S. Team Trials - Gymnastics, 2005 World Badminton Championships, 2017 P&G Gymnastics Championships, 2019 ISU Four Continents Figure Skating Championships, Wooden Legacy, Garth Brooks, U2, Paul McCartney, Eagles, Barbra Streisand, AC/DC, Andrea Bocelli, Chris Stapleton, Madonna, Prince, Van Halen, Justin Timberlake, Celine Dion, Elton John, The Rolling Stones.



**Location Site:** 2695 East Katella Avenue (at Douglass, east of 57 freeway)

**Seating Capacity (including Suites):** 17,174 for hockey and other rink events; 18,366 for basketball; 18,900 for center stage events; 18,325 for end stage events; 7,000 for Theatre events. Seating is customized per event.

**Arena Highlights:** NCAA Men's Basketball Tournament First and Second Round (2008), NCAA Men's Basketball Tournament West Regionals (1998, 2001, 2003, 2011, 2014, 2016, 2019), 1999 NCAA Frozen Four, UFC 59, UFC 63, UFC 76, UFC 121, UFC 157, UFC on FOX 1, UFC 214, UFC 241, 2003 World Gymnastics Championships, 2004 U.S. Team Trials - Gymnastics, 2005 World Badminton Championships, 2017 P&G Gymnastics Championships, 2019 ISU Four Continents Figure Skating Championships, Wooden Legacy, Garth Brooks, U2, Paul McCartney, Eagles, Barbra Streisand, AC/DC, Andrea Bocelli, Chris Stapleton, Madonna, Prince, Van Halen, Justin Timberlake, Celine Dion, Elton John, The Rolling Stones.

**Attendance:** Since 1993, more than 40 million fans have been entertained at Honda Center, enjoying more than 4,100 events.

Bon Jovi, Billy Joel, Bruce Springsteen, Roger Waters, Celine Dion, Elton John, The Rolling Stones.

Attendance: Since 1993, more than 40 million fans have been entertained at Honda Center, enjoying more than 4,100 events.



# TICKET INFORMATION



## 2019-20 ANAHEIM DUCKS TICKET PRICING



	GRAND ALLIANCE SENIOR SINGLE GAME	HALF SEASON PLAN SINGLE GAME AVE.	MINI PLAN SINGLE GAME AVE.	BOX OFFICE SINGLE GAME AVE.	FULL SEASON TICKET PRICE
GLASS	\$315.00	-	-	\$378.00	\$13,050.00
DIAMOND PLAZA	\$165.00	-	-	\$222.00	\$6,140.00
PLAZA ROW B	\$148.00	-	-	\$178.00	\$6,512.00
PLAZA CENTER	\$144.00	\$156.00	-	\$173.00	\$6,236.00
PLAZA MAIN WEST	\$137.00	\$146.00	\$151.00	\$164.00	\$6,028.00
PLAZA MAIN EAST	\$108.00	\$110.00	\$124.00	\$142.00	\$4,708.00
PLAZA GOAL LOWER WEST	\$128.00	\$136.00	\$146.00	\$166.00	\$6,632.00
PLAZA GOAL LOWER EAST	\$107.00	\$110.00	\$122.00	\$141.00	\$4,708.00
PLAZA GOAL UPPER WEST	\$89.00	\$96.00	\$101.00	\$117.00	\$3,916.00
PLAZA GOAL UPPER EAST	\$78.00	\$80.00	\$83.00	\$96.00	\$3,212.00
DUCKS ONLY CLUB	\$227.00	\$183.00	\$188.00	\$151.00	\$5,508.00
TERRACE CENTER - ROW A	\$76.00	\$86.00	\$92.00	\$103.00	\$3,344.00
TERRACE LOWER CENTER	\$72.00	\$84.00	\$89.00	\$97.00	\$3,168.00
TERRACE WEST - ROW A	\$68.00	\$68.00	\$71.00	\$78.00	\$2,562.00
TERRACE LOWER WEST	\$52.00	\$61.00	\$63.00	\$70.00	\$2,290.00
TERRACE LOWER EAST - ROW A	\$50.00	\$59.00	\$61.00	\$68.00	\$2,200.00
TERRACE LOWER EAST - ROW B-C	\$44.00	\$51.00	\$54.00	\$59.00	\$1,938.00
TERRACE CENTER - ROW D-G	\$48.00	\$56.00	\$59.00	\$65.00	\$2,112.00
TERRACE CENTER - ROW H-P	\$35.00	\$44.00	\$47.00	\$53.00	\$1,540.00
TERRACE CENTER UPPER	\$31.00	\$38.00	\$42.00	\$47.00	\$1,364.00
TERRACE GOAL WEST - ROW D-J	\$32.00	\$40.00	\$43.00	\$48.00	\$1,408.00
TERRACE GOAL EAST - ROW D-J	\$28.00	\$35.00	\$38.00	\$42.00	\$1,232.00
TERRACE VALVE WEST	\$25.00	\$31.00	\$34.00	\$38.00	\$1,100.00
TERRACE SILVER	\$13.50	-	-	\$24.00	\$564.00



## SECTIONS:

PLAZA - 203, 204, 212, 213, 217, 218, 226, 227

CLUB - 312, 313, 314, 315

TERRACE - 401, 403, 405, 407, 409, 414, 416, 418, 420, 422, 423, 425, 427, 429, 431, 436, 438, 440, 442, 444

# THE NAME, LOGOS & COLORS



*The official team colors and logo were unveiled on June 7, 1993.*

identity. As a testament to the logo's popularity, the original Ducks jersey was named the "most fashionable" uniform in all of sports at the inaugural ESPY Awards in 1997.

## A NEW LOOK UNVEILED

In the spring of 2005, Henry and Susan Samuelli entered into an agreement with the Walt Disney Company to purchase the Ducks franchise. In the Samuelli's first year of ownership, the Ducks set then-franchise records for overall wins (43) and standings points (98).

On June 22, 2006, a new era began for the franchise as the team became officially known as the Anaheim Ducks. In addition, a new logo and color scheme was unveiled. The new look and identity of the Ducks were a collaborative effort, mixing opinions of fans as well as Ducks players, ownership and management. All parties involved unanimously decided to go beyond simply altering the original concept of an aggressive duck character.

In shaping the design, the focus was sharpened to create an overall image that expressed excitement, speed and a competitive edge. In addition, a classic color palette of black and metallic gold was developed, with an accent of orange as a metaphorical link to the team's Orange County home.

The result was a strong, typographic mark anchored by a stylized "D" that echoed the image of a duck's foot or footprint. The custom typography had a powerful forward momentum and was made up of metallic gold letters with orange drop-shadows and a black holding shape. The uniforms were an evolution of the earlier sweater design but with gold, white and orange sweeping stripes influenced by the curves of the "D" in the Ducks logo. Set with a new look for the 2006-07 season, the Ducks made history and won the Stanley Cup.

## HOW IT ALL BEGAN

On Oct. 2, 1992, Walt Disney Pictures released the hit movie "The Mighty Ducks" and created a new wave of excitement among the nation's youth and the ice hockey community. Starring Emilio Estevez and a band of kids who learn to play and win as a team, "The Mighty Ducks" grossed \$51 million at the box office and served as the inspiration for the name of the Walt Disney Company's NHL club.

The original official team colors and logo were unveiled June 7, 1993, and Mighty Ducks merchandise immediately propelled into one of the top sellers in all of professional sports.

Purple, jade, silver and white were chosen as the team's colors while an attractive crest featuring a duck head-shaped hockey mask was chosen to give the club its own unique



## THIRD JERSEYS

Entering the 2019-20 season, the Ducks had appeared in six third jerseys (each pictured), beginning with a cartoon Duck breaking through a sheet of ice. The club moved to a more classic approach with its next two sweaters, using black with dark plum, silver and white accenting as its color palate for the alternate jersey worn during the 2003-04 and 2005-06 seasons.


The fourth third jersey debuted on Nov. 26, 2010. A black sweater with orange sleeves and side panels, it featured the "D" foot placed prominently on the chest. The shoulder patch integrated the

# THE NAME, LOGOS & COLORS



original Mighty Ducks logo into a new oval mark, linking the team's past and present.

The fifth alternate jersey made its initial appearance on Oct. 16, 2015 and featured the original Mighty Ducks logo set on an orange colored jersey accented with gold, black and white trim. In a reversal of logos, the primary webbed "D" was displayed as a patch on both shoulders to represent the current Ducks team.



Anaheim's third jersey in 2018-19 featured the original Mighty Ducks crest with eggplant and jade striping from the Ducks iconic look of the team's inaugural 1993-94 season. The sweater incorporated orange in the crossed hockey sticks of the team's original mark and featured silver as a primary accent color,



paying tribute to the team's 25th anniversary season in 2018-19.

## STADIUM SERIES

The Anaheim Ducks and Los Angeles Kings wore specially designed jerseys and uniforms for the 2014 Coors Light NHL Stadium Series™ contest at Dodger Stadium on Jan. 25, 2014. Anaheim's jersey featured a chrome-treated "D" logo, unique to the 2014 Coors Light NHL Stadium Series™ contest and inspired from the chrome details in the NHL shield. The Ducks Stadium Series jersey was



orange, currently an accent color in the club's primary logo.

Anaheim's orange jersey for the game included enlarged player numbers for improved visibility in an outdoor venue, as well as a shoulder logo to signify the geographic rivalry between the Ducks and Kings. An interlocked "OC" logo appeared on the left shoulder of the Ducks' Stadium Series jersey. The NHL Stadium Series jersey was designed with creative input from the Ducks, Reebok and the NHL.

## FROM THIRD TO PRIMARY

Beginning with the 2014-15 season, the club's 2010-14 third jersey was transformed into the new primary sweater. A white "road" version of the jersey was added. Both versions of the jersey now incorporate white laces and permanent integration with the "D" on both sweaters.





# HOCKEY IS FOR EVERYONE™



[ANAHEIMDUCKS.COM/DUCKSHOCKEYDEVELOPMENT](http://ANAHEIMDUCKS.COM/DUCKSHOCKEYDEVELOPMENT)



# PLAYERS



# MICHAEL DEL ZOTTO



[@MichaelDelZotto](#)

**SHOOTS:** Left

**HEIGHT:** 6-0

**WEIGHT:** 195

**AGE:** 29; turns 30 on June 24, 2020

**BORN:** June 24, 1990; Stouffville, Ontario

**ACQUIRED:** Signed as a free agent, July 16, 2019

**DRAFTED:** By the New York Rangers in the first round (20th overall) of the 2008 NHL Draft

## 2018-19:

- ✓ Appeared in his 10th NHL season, split with Vancouver, Anaheim and St. Louis... combined for 1-9=10 points in 42 games with the three clubs.
- ✓ Began the season with Vancouver before being acquired by Anaheim in exchange for defenseman Luke Schenn and a seventh-round selection in the 2020 NHL Draft Jan. 16, 2019.
- ✓ Earned three assists in 12 games with the Ducks prior to his acquisition by the Blues in exchange for a sixth-round pick in the 2019 NHL Draft Feb. 25, 2019.
- ✓ Picked up three assists in seven regular-season games with the 2019 Stanley Cup champion Blues.
- ✓ Appeared in his 600th career NHL game Feb. 22, 2019 with Anaheim @ CGY.

## CAREER:

- ✓ Signed a one-year contract with Anaheim through the 2019-20 NHL season, July 16, 2019.
- ✓ Established career highs in goals (10) in 2011-12 and 2014-15, assists (31) and points (41) in 2011-12, and appearances in 2017-18 (82).





- ✓ Led Vancouver in total TOI (1,706) and joined Henrik Sedin as the only two Canucks to play every game in 2017-18...also ranked fifth among NHL leaders in hits (244).
- ✓ Helped the Rangers to the 2012 Eastern Conference Final, collecting 2-8=10 points in 20 Stanley Cup Playoff games.
- ✓ Was named to the NHL All-Rookie Team in 2009-10...led NHL rookies in PPA (18) and ranked second in PPP (22)...paced Rangers defensemen in points (9-28=37), goals and assists during his rookie campaign.
- ✓ Represented Canada at the 2006 and 2007 IIHF World Junior Championships, capturing the gold medal at both events.

## CAREER STATISTICS

Season	Team	League	REGULAR SEASON						PLAYOFFS				
			GP	G	A	Pts.	PIM	+/-	GP	G	A	Pts.	PIM
2006-07	Oshawa	OHL	64	10	47	57	78	-1	9	3	9	12	14
2007-08	Oshawa	OHL	64	16	47	63	82	+7	15	2	6	8	38
2008-09	Oshawa	OHL	34	7	26	33	48	-12	-	-	-	-	-
	London	OHL	28	6	24	30	30	+9	14	3	16	19	18
<b>2009-10</b>	<b>NY RANGERS</b>	<b>NHL</b>	<b>80</b>	<b>9</b>	<b>28</b>	<b>37</b>	<b>32</b>	<b>-20</b>	-	-	-	-	-
<b>2010-11</b>	<b>NY RANGERS</b>	<b>NHL</b>	<b>47</b>	<b>2</b>	<b>9</b>	<b>11</b>	<b>20</b>	<b>-5</b>	-	-	-	-	-
	Connecticut	AHL	11	0	7	7	8	0	-	-	-	-	-
<b>2011-12</b>	<b>NY RANGERS</b>	<b>NHL</b>	<b>77</b>	<b>10</b>	<b>31</b>	<b>41</b>	<b>36</b>	<b>+20</b>	<b>20</b>	<b>2</b>	<b>8</b>	<b>10</b>	<b>12</b>
<b>2012-13</b>	Rapperswil-Jona	Swiss	9	2	5	7	10	-8	-	-	-	-	-
	<b>NY RANGERS</b>	<b>NHL</b>	<b>46</b>	<b>3</b>	<b>18</b>	<b>21</b>	<b>18</b>	<b>+6</b>	<b>12</b>	<b>1</b>	<b>1</b>	<b>2</b>	<b>8</b>
<b>2013-14</b>	<b>NY RANGERS</b>	<b>NHL</b>	<b>42</b>	<b>2</b>	<b>9</b>	<b>11</b>	<b>10</b>	<b>-5</b>	-	-	-	-	-
	NASHVILLE	NHL	25	1	4	5	8	-4	-	-	-	-	-
<b>2014-15</b>	<b>PHILADELPHIA</b>	<b>NHL</b>	<b>64</b>	<b>10</b>	<b>22</b>	<b>32</b>	<b>34</b>	<b>-5</b>	-	-	-	-	-
<b>2015-16</b>	<b>PHILADELPHIA</b>	<b>NHL</b>	<b>52</b>	<b>4</b>	<b>9</b>	<b>13</b>	<b>16</b>	<b>-8</b>	-	-	-	-	-
<b>2016-17</b>	<b>PHILADELPHIA</b>	<b>NHL</b>	<b>51</b>	<b>6</b>	<b>12</b>	<b>18</b>	<b>28</b>	<b>-5</b>	-	-	-	-	-
<b>2017-18</b>	<b>VANCOUVER</b>	<b>NHL</b>	<b>82</b>	<b>6</b>	<b>16</b>	<b>22</b>	<b>48</b>	<b>-8</b>	-	-	-	-	-
<b>2018-19</b>	<b>VANCOUVER</b>	<b>NHL</b>	<b>23</b>	<b>1</b>	<b>3</b>	<b>4</b>	<b>8</b>	<b>+3</b>	-	-	-	-	-
	ANAHEIM	NHL	12	0	3	3	0	-3	-	-	-	-	-
	ST. LOUIS	NHL	7	0	3	3	0	-2	-	-	-	-	-
<b>NHL Totals</b>			<b>608</b>	<b>54</b>	<b>167</b>	<b>221</b>	<b>258</b>	<b>-36</b>	<b>32</b>	<b>3</b>	<b>9</b>	<b>12</b>	<b>20</b>

**NHL CAREER HAT TRICKS:** None

**NHL CAREER MULTIPLE-POINT GAMES:** 31 (2 multiple-goal, 20 multiple-assist)

**NHL CAREER OT GOALS:** 1, Jan. 7, 2016 w/PHI vs. MIN (4-3)

### NHL CAREER HIGHS:

**GOALS:** 2, two times (last: Jan. 7, 2016 w/PHI @ MIN)

**ASSISTS:** 2, 20 times (last: Nov. 22, 2017 w/VAN @ PIT)

**POINTS:** 3, Mar. 30, 2012 w/NYR vs. MTL (2-1=3)

**PIM:** 6, Jan. 12, 2017 w/PHI vs. VAN

**TOI:** 30:40, Mar. 28, 2015 w/PHI vs. SJ

**SHOTS:** 7, two times (last: Jan. 1, 2017 w/PHI vs. ANA)

**PLUS/MINUS:** +5, Mar. 7, 2017 w/PHI @ BUF

**GOAL STREAK:** None

**ASSIST STREAK:** Four games, two times (last: Oct. 14-20, 2017; 0-5=5)

**POINT STREAK:** Six games, Jan. 17-31, 2014 (3-4=7)

**PENALTY SHOTS:** None

**MILESTONES WITHIN REACH:** 33 assists to 200 NHL assists



# NICOLAS DESLAURIERS



[@Nicdeslauriers4](#)

[nicolasdeslauriers](#)

**SHOOTS:** Left

**HEIGHT:** 6-3

**WEIGHT:** 219

**AGE:** 28; turns 29 on February 22, 2020

**BORN:** February 22, 1991; LaSalle, Quebec

**ACQUIRED:** Acquired from Montreal in exchange for a fourth-round selection in the 2020 NHL Draft

**DRAFTED:** By Los Angeles in the third round (84th overall) of the 2009 NHL Draft

## 2018-19:

- ✓ Appeared in his sixth NHL season, his second with Montreal...registered 2-3=5 points in 48 games.
- ✓ Recorded a pair of multi-point games, including a career-tying two assists (second time) in a season-ending 6-5 victory Apr. 6 vs. TOR.
- ✓ Reached the 300-game NHL milestone Jan. 10 @ STL.
- ✓ Scored his first career SHG Nov. 8 vs. BUF.
- ✓ Missed the first six games of the season due to a facial fracture suffered Sept. 17.

## CAREER:

- ✓ Signed a two-year contract extension with Montreal through the 2019-20 NHL season, Feb. 19, 2018.
- ✓ Concluded the 2018-19 campaign ranked ninth among Eastern Conference leaders in hits (949) since 2014-15.
- ✓ Led Montreal in hits (373) and hits-per-game (3.5) over his two seasons with the team from 2017-19...also ranked second among Buffalo players in hits (576) from 2014-17.



- ✓ Scored a personal-best 10 goals in his first season with Montreal in 2017-18.
- ✓ Established career highs in points (5-10=15) and assists, and was the lone Buffalo to appear in all 82 regular-season games in 2014-15.
- ✓ Made his NHL debut with Buffalo Mar. 7, 2014 @ FLA...scored his first career NHL goal (Howard) Apr. 4, 2014 @ DET.
- ✓ Helped Gatineau to the 2011 QMJHL final vs. St. John, collecting 5-15=20 points in 24 playoff games.

## CAREER STATISTICS

Season	Team	League	REGULAR SEASON							PLAYOFFS				
			GP	G	A	Pts.	PIM	+/-	GP	G	A	Pts.	PIM	
2007-08	Rouyn-Noranda	QMJHL	42	2	7	9	38	-7	4	0	0	0	0	
2008-09	Rouyn-Noranda	QMJHL	68	11	19	30	80	+3	6	2	2	4	8	
2009-10	Rouyn-Noranda	QMJHL	65	9	36	45	72	+22	11	2	6	8	2	
2010-11	Gatineau	QMJHL	48	13	30	43	53	+22	24	5	15	20	19	
2011-12	Manchester	AHL	65	1	13	14	67	-14	4	0	0	0	7	
2012-13	Manchester	AHL	63	4	19	23	80	-14	4	2	2	4	2	
2013-14	Manchester	AHL	60	18	21	39	76	+3	-	-	-	-	-	
	Rochester	AHL	5	1	2	3	9	0	5	1	1	2	9	
	<b>BUFFALO</b>	<b>NHL</b>	<b>17</b>	<b>1</b>	<b>0</b>	<b>1</b>	<b>18</b>	<b>-10</b>	-	-	-	-	-	
2014-15	<b>BUFFALO</b>	<b>NHL</b>	<b>82</b>	<b>5</b>	<b>10</b>	<b>15</b>	<b>71</b>	<b>-24</b>	-	-	-	-	-	
2015-16	<b>BUFFALO</b>	<b>NHL</b>	<b>70</b>	<b>6</b>	<b>6</b>	<b>12</b>	<b>59</b>	<b>-14</b>	-	-	-	-	-	
2016-17	<b>BUFFALO</b>	<b>NHL</b>	<b>42</b>	<b>0</b>	<b>2</b>	<b>2</b>	<b>38</b>	<b>-6</b>	-	-	-	-	-	
2017-18	Laval	AHL	14	3	2	5	16	+6	-	-	-	-	-	
	<b>MONTREAL</b>	<b>NHL</b>	<b>58</b>	<b>10</b>	<b>4</b>	<b>14</b>	<b>55</b>	<b>+7</b>	-	-	-	-	-	
2018-19	<b>MONTREAL</b>	<b>NHL</b>	<b>48</b>	<b>2</b>	<b>3</b>	<b>5</b>	<b>22</b>	<b>-12</b>	-	-	-	-	-	
<b>NHL Totals</b>			<b>317</b>	<b>24</b>	<b>25</b>	<b>49</b>	<b>263</b>	<b>-59</b>	-	-	-	-	-	

**NHL CAREER HAT TRICKS:** None

**NHL CAREER MULTIPLE-POINT GAMES:** 6 (2 multiple-goal, 2 multiple-assist)

**NHL CAREER OT GOALS:** None

### NHL CAREER HIGHS:

**GOALS:** 2, two times (last: Apr. 5, 2018 w/MTL @ DET)

**ASSISTS:** 2, two times (last: Apr. 6, 2019 w/MTL vs. TOR)

**POINTS:** 3, Dec. 2, 2017 w/ MTL vs. DET (1-2=3)

**PIM:** 17, Mar. 19, 2018 w/MTL vs. FLA

**TOI:** 17:57, Mar. 7, 2015 w/MTL @ WSH

**SHOTS:** 5, three times (last: Dec. 22, 2017 w/MTL @ CGY)

**PLUS/MINUS:** +4, Dec. 2, 2017 w/ MTL vs. DET

**GOAL STREAK:** Two games, three times (last: Jan. 13-15, 2018; 2-0=2)


**ASSIST STREAK:** Two games, four times (last: Mar. 10-11, 2017; 0-2=2)


**POINT STREAK:** Three games, two times (last: Dec. 21-27, 2014; 2-2=4)

**PENALTY SHOTS:** None



# CAM FOWLER



 c\_4owler

**SHOOTS:** Left

**HEIGHT:** 6-1

**WEIGHT:** 207

**AGE:** 27; turns 28 on December 5, 2019

**BORN:** December 5, 1991; Windsor, Ontario

**DRAFTED:** By Anaheim in the first round (12th overall) of the 2010 NHL Draft

## 2018-19:

- ✓ Appeared in his ninth NHL season with Anaheim, collecting 5-18=23 points in 59 games.
- ✓ Ranked second among team defensemen in TOI (23:22) and shifts-per-game (29.3), and tied for second in goals.
- ✓ Surpassed Scott Niedermayer (264) to become the all-time franchise leader in points among defensemen in an 8-2 win Mar. 8 vs. MTL...along with his 265th career point that night, also passed Paul Kariya (606) for sole possession of fifth place on the all-time franchise games played list.
- ✓ Scored his 13th career GWG to match Scott Niedermayer (13) for the all-time franchise lead in GWG among defensemen Mar. 3 vs. COL...Fowler's 57th career goal that day also moved him past Francois Beauchemin for sole spot of second on the all-time franchise goals list for defensemen.
- ✓ Passed Scott Niedermayer (204) with his 205th career NHL assist Feb. 17 vs. WSH to become the franchise's all-time leader in assists among defensemen...two games earlier on Feb. 13 vs. VAN, surpassed Ruslan Salei (594) for the all-time franchise lead in games played among defensemen.
- ✓ Became the first Anaheim defenseman to 600 career games Feb. 23 @ EDM...also passed Steve Rucchin (616) for sole possession of fourth on the all-time franchise games played list Mar. 29 @ CGY.
- ✓ Became the seventh defenseman in NHL history to record three goals, including the OT winner Nov. 4 vs. CBJ...the last three such instances were accomplished

# 4 / DEFENSEMAN



by the Ducks (Lubomir Visnovsky Mar. 4, 2011 vs. DAL and Hampus Lindholm Dec. 21, 2017 @ NYI)...no other NHL team has had a defenseman accomplish the feat since Dec. 2003 (MTL's Sheldon Souray).

## CAREER:

- ✓ Entered the 2019-20 season as the all-time franchise leader among defensemen in points (272), assists (214), SHG (4) and appearances (620)...also came into the campaign co-leading all-time franchise defensemen in GWG (13) and SHP (8).
- ✓ Has scored the most points and assists among defensemen selected in the 2010 NHL Draft.
- ✓ Represented Team USA at the 2014 Olympic Winter Games, 2012 World Championship, 2011 World Championship, 2010 World Junior Championship (gold) and 2009 U-18 World Championship (gold)...won the Memorial Cup and OHL championship in 2010...made the 2010 Memorial Cup All-Star team and led all defensemen in scoring during the tournament with 2-4=6 points in four games.
- ✓ Signed an eight-year contract extension with Anaheim through the 2025-26 NHL season, July 1, 2017.

## CAREER STATISTICS

Season	Team	League	REGULAR SEASON						PLAYOFFS				
			GP	G	A	Pts.	PIM	+/-	GP	G	A	Pts.	PIM
2009-10	Windsor	OHL	55	8	47	55	14	+38	19	3	11	14	10
2010-11	ANAHEIM	NHL	76	10	30	40	20	-25	6	1	3	4	2
2011-12	ANAHEIM	NHL	82	5	24	29	18	-28	-	-	-	-	-
2012-13	Sodertalje	Sweden-2	14	2	5	7	14	+9	-	-	-	-	-
	ANAHEIM	NHL	37	1	10	11	4	-4	7	0	3	3	0
2013-14	ANAHEIM	NHL	70	6	30	36	14	+15	13	0	4	4	4
	United States	Olympics	6	1	0	1	0	+4	-	-	-	-	-
2014-15	ANAHEIM	NHL	80	7	27	34	14	+4	16	2	8	10	2
2015-16	ANAHEIM	NHL	69	5	23	28	27	-8	7	1	2	3	4
2016-17	ANAHEIM	NHL	80	11	28	39	20	+7	13	2	7	9	2
2017-18	ANAHEIM	NHL	67	8	24	32	28	+3	-	-	-	-	-
2018-19	ANAHEIM	NHL	59	5	18	23	20	-14	-	-	-	-	-
<b>NHL Totals</b>			<b>620</b>	<b>58</b>	<b>214</b>	<b>272</b>	<b>165</b>	<b>-50</b>	<b>62</b>	<b>6</b>	<b>27</b>	<b>33</b>	<b>14</b>

**NHL CAREER HAT TRICKS:** 1, Nov. 4, 2018 vs. CBJ

**NHL CAREER MULTIPLE-POINT GAMES:** 40 (2 multiple-goal, 25 multiple-assist)

**NHL CAREER OT GOALS:** 4 (last: Nov. 4, 2018 vs. CBJ; 3-2)

## NHL CAREER HIGHS:

**GOALS:** 3, Nov. 4, 2018 vs. CBJ

**ASSISTS:** 3, three times (last: Feb. 15, 2016 @ CGY)

**POINTS:** 3, five times (last: Nov. 4, 2018 vs. CBJ; 3-0=3)

**PIM:** 5, Oct. 14, 2015 vs. ARI

**TOI:** 32:33, Nov. 20, 2013 @ SJ

**SHOTS:** 8, Mar. 22, 2017 vs. EDM

**PLUS/MINUS:** +3, nine times (last: Mar. 2, 2018 vs. CBJ)

**GOAL STREAK:** Three games, Jan. 22-Feb. 2, 2011 (3-0=3)

**ASSIST STREAK:** Four games, four times (last: Jan. 14-21, 2015; 0-4=4)

**POINT STREAK:** Five games, two times (last: Feb. 26-Mar. 5, 2016; 1-4=5)

**PENALTY SHOTS:** None

**MILESTONES WITHIN REACH:** 28 points to 300 NHL points

80 games to 700 NHL games



# RYAN GETZLAF



**SHOOTS:** Right

**HEIGHT:** 6-3

**WEIGHT:** 228

**AGE:** 34; turns 35 on May 10, 2020

**BORN:** May 10, 1985; Regina, Saskatchewan

**DRAFTED:** By Anaheim in the first round (19th overall) of the 2003 NHL Draft

## 2018-19:

- ✓ Appeared in his 14th NHL season with Anaheim...recorded 14-34=48 points in 67 games.
- ✓ Recorded his 13th consecutive season with 30 assists, marking the longest such active streak in the NHL.
- ✓ Led Anaheim in points, assists and takeaways (60), and ranked third in hits (150)... finished tied for fourth among NHL forwards in blocked shots (74).
- ✓ Became the franchise's all-time leader in games played Feb. 9 @ PHI, surpassing Teemu Selanne (966) with his 967th career appearance...Corey Perry (988) matched Getzlaf for the all-time franchise lead in games played Mar. 1 vs. VGK and finished the regular season as the all-time franchise leader.
- ✓ Collected his 900th and 901st career NHL points (0-2=2) with a career-tying +4 rating in 18:10 TOI Dec. 12 vs. DAL...joined Teemu Selanne as the only two players in franchise history to record 900 points and became the eighth active skater to reach the milestone.
- ✓ Extended his own all-time franchise lead with his ninth OT goal Nov. 30 @ CAR...the tally marked his 50th career GWG in a 2-1 victory.

## CAREER:

- ✓ Entered the 2019-20 campaign as the all-time franchise leader in assists (662), OT goals (9), EVP (592), PPA (239) and plus/minus (+146), while ranking second in points (923), PPP (317) and games played (984).
- ✓ Ranks third among NHL leaders with 294 primary assists since 2009-10...also ranks fourth in overall assists (430) since 2010-11 and seventh in points (884) since 2006-07.
- ✓ Has 23 regular-season overtime assists in his career, tied with Henrik Sedin for the most by any player in NHL history.





- ✓ Named a Second Team NHL All-Star in 2013-14 and participated in the NHL All-Star Game in 2007-08, 2008-09 and 2014-15...earned NHL Player of the Month honors in Dec. 2015 and Feb. 2016.
- ✓ Led the 2007 Stanley Cup champion Ducks in postseason scoring (7-10=17).
- ✓ Signed an eight-year contract extension with Anaheim through the 2020-21 NHL season, Mar. 8, 2013...has served as the club's captain since the start of the 2010-11 season.
- ✓ Won gold with Team Canada at the 2014 and 2010 Olympic Winter Games, and 2005 World Junior Championship...won silver at the 2008 World Championship and 2004 World Junior Championship...has also represented Canada at the 2016 World Cup of Hockey, 2012 World Championship and 2003 U-18 World Championship.

## CAREER STATISTICS

Season	Team	League	REGULAR SEASON						PLAYOFFS				
			GP	G	A	Pts.	PIM	+/-	GP	G	A	Pts.	PIM
2001-02	Calgary	WHL	63	9	9	18	34	-16	7	2	1	3	4
2002-03	Calgary	WHL	70	29	39	68	121	+8	5	1	1	2	6
2003-04	Calgary	WHL	49	28	47	75	97	+32	7	5	1	6	12
2004-05	Calgary	WHL	51	29	25	54	102	+22	12	4	13	17	18
	Cincinnati	AHL	-	-	-	-	-	-	10	1	4	5	4
2005-06	Portland	AHL	17	8	25	33	36	+5	1	0	0	0	4
	ANAHEIM	NHL	57	14	25	39	22	+6	16	3	4	7	13
2006-07	ANAHEIM	NHL	82	25	33	58	66	+17	21	7	10	17	32
2007-08	ANAHEIM	NHL	77	24	58	82	94	+32	6	2	3	5	6
2008-09	ANAHEIM	NHL	81	25	66	91	121	+5	13	4	14	18	25
2009-10	ANAHEIM	NHL	66	19	50	69	79	+4	-	-	-	-	-
	Canada	Olympics	7	3	4	7	2	+2	-	-	-	-	-
2010-11	ANAHEIM	NHL	67	19	57	76	35	+14	6	2	4	6	9
2011-12	ANAHEIM	NHL	82	11	46	57	75	-11	-	-	-	-	-
2012-13	ANAHEIM	NHL	44	15	34	49	41	+14	7	3	3	6	6
2013-14	ANAHEIM	NHL	77	31	56	87	31	+28	12	4	11	15	10
	Canada	Olympics	6	1	2	3	4	+3	-	-	-	-	-
2014-15	ANAHEIM	NHL	77	25	45	70	62	+15	16	2	18	20	6
2015-16	ANAHEIM	NHL	77	13	50	63	55	+14	7	2	3	5	4
2016-17	ANAHEIM	NHL	74	15	58	73	49	+7	17	8	11	19	8
2017-18	ANAHEIM	NHL	56	11	50	61	42	+20	4	0	2	2	18
2018-19	ANAHEIM	NHL	67	14	34	48	58	-19	-	-	-	-	-
<b>NHL Totals</b>			<b>984</b>	<b>261</b>	<b>662</b>	<b>923</b>	<b>830</b>	<b>+146</b>	<b>125</b>	<b>37</b>	<b>83</b>	<b>120</b>	<b>137</b>

**NHL CAREER HAT TRICKS:** 2 (last: Dec. 21, 2013 @ NYI)

**NHL CAREER MULTIPLE-POINT GAMES:** 243 (23 multi-goal, 140 multi-assist)

**NHL CAREER OT GOALS:** 9 (last: Nov. 30, 2019 @ CAR; 2-1)

### NHL CAREER HIGHS:

**GOALS:** 3, two times (last: Dec. 21, 2013 @ NYI)

**ASSISTS:** 5, two times (last: Nov. 24, 2015 vs. CGY)

**POINTS:** 5, two times (last: Nov. 24, 2015 vs. CGY; 0-5=5)

**PIM:** 17, Mar. 9, 2017 @ CHI

**TOI:** 29:41, Dec. 8, 2010 @ VAN

**SHOTS:** 11, two times (last: Mar. 6, 2011 vs. VAN)

**PLUS/MINUS:** +4, three times (last: Dec. 12, 2018 vs. DAL)

**GOAL STREAK:** Four games, Dec. 16-22, 2009 (4-1=5)

**ASSIST STREAK:** 10 games, Oct. 24-Nov. 14, 2009 (1-17=18)

**POINT STREAK:** 15 games, Dec. 22, 2007-Jan. 23, 2008 (6-16=22)

**PENALTY SHOTS:** None

**MILESTONES WITHIN REACH:** 16 appearances to 1,000 NHL games

38 assists to 700 NHL assists



# JOHN GIBSON



**CATCHES:** Left

**HEIGHT:** 6-2

**WEIGHT:** 207

**AGE:** 26; turns 27 on July 14, 2020

**BORN:** July 14, 1993; Pittsburgh, Pennsylvania

**DRAFTED:** By Anaheim in the second round (39th overall) of the 2011 NHL Draft

## 2018-19:

- ✓ Appeared in his fifth NHL season with Anaheim...posted a 26-22-8 record with two shutouts, a 2.84 GAA and .917 SV% in 58 games...fell two appearances shy of matching his single-season career best in games played.
- ✓ Led the NHL in shorthanded saves (285), ranked sixth in saves (1,685) and shots against (1,838), and 10th in appearances...also tied for ninth in most appearances with two goals-or-less allowed (29) during the 2018-19 campaign.
- ✓ Participated in the 2019 NHL All Star Game, becoming the first Anaheim goalie to be appear twice (also 2016).
- ✓ Was tied for fourth among NHL goaltenders in March wins (8-3-0).
- ✓ Tied franchise records in most saves and shots faced in overtime (stopped all 10 shots) Nov. 12 vs. NSH.
- ✓ Collected his 100th career NHL win in Anaheim's 4-3 victory Nov. 21 vs. VAN to become the fourth Ducks goaltender to reach the milestone...also became the fastest to 100 wins with Anaheim in 196 games.

## CAREER:

- ✓ Entered the 2019-20 season as the all-time franchise leader in GAA (2.42; min. 150 games) and SV% (.921; min. 150 games)...also came into the campaign ranked fourth in wins, shutouts (18), saves (6,358) and appearances (236).



- ✓ Signed an eight-year contract extension through the 2026-27 NHL season, Aug. 4, 2018.
- ✓ Surpassed the individual single-season franchise record for SV% in 2017-18 (.924, Jonas Hiller in 2010-11, Gibson in 2016-17) with a .926 mark (Ryan Miller also topped the previous record with a .928 SV%).
- ✓ Combined with Frederik Andersen to win the first William M. Jennings Trophy in franchise history (192 GA) in 2015-16...recorded his first career 20-win season (21-13-4).
- ✓ Was the second youngest U.S.-born goaltender to play in the All-Star Game (2016) since Buffalo's Tom Barrasso in 1985.
- ✓ Has represented Team USA at the 2013 World Championship (bronze), 2013 World Junior Championship (gold), 2012 World Junior Championship and 2011 U-18 World Championship (gold)...also played for Team North America at the 2016 World Cup of Hockey.
- ✓ During the 2013 World Juniors, became the first United States goaltender and second American overall to be named MVP after Zach Parise in 2004, and the first goaltender overall since Steve Mason (Canada) in 2008.

## CAREER STATISTICS

Season	Team	League	REGULAR SEASON							PLAYOFFS					
			GP	MIN	GA	SO	GAA	SV%	W-L-OT	GP	MIN	GA	SO	GAA-W-L	
2011-12	Kitchener	OHL	32	1897	87	1	2.75	.928	21-10-0	16	898	40	1	2.67	8-7
2012-13	Kitchener	OHL	27	1615	65	1	2.41	.928	17-9-1	10	609	22	1	2.17	5-5
	Norfolk	AHL	1	40	3	0	4.50	.857	0-0-0	-	-	-	-	-	-
2013-14	Norfolk	AHL	45	2587	101	5	2.34	.919	21-17-4	6	373	9	1	1.45	4-2
	ANAHEIM	NHL	3	181	4	1	1.33	.954	3-0-0	4	200	9	1	2.70	2-2
2014-15	ANAHEIM	NHL	23	1340	58	1	2.60	.914	13-8-0	-	-	-	-	-	-
	Norfolk	AHL	11	665	23	1	2.07	.935	6-3-2	-	-	-	-	-	-
2015-16	San Diego	AHL	13	775	34	1	2.63	.917	7-4-1	-	-	-	-	-	-
	ANAHEIM	NHL	40	2295	79	4	2.07	.920	21-13-4	2	117	6	0	3.08	0-2
2016-17	ANAHEIM	NHL	52	2950	109	6	2.22	.924	25-16-9	16	879	38	0	2.59	9-5
2017-18	ANAHEIM	NHL	60	3428	139	4	2.43	.926	31-18-7	4	217	13	0	3.59	0-4
2018-19	ANAHEIM	NHL	58	3233	153	2	2.84	.917	26-22-8	-	-	-	-	-	-
NHL Totals			236	13428	542	18	2.42	.921	119-77-28	26	1412	66	1	2.80	11-13

### NHL CAREER HIGHS:

**SAVES:** 51, Jan. 1, 2017 vs. PHI

**SHOTS FACED:** 54, Jan. 1, 2017 vs. PHI

**GOALS AGAINST:** 6, six times (last: Feb. 2, 2019 @ WPG)

**WINNING STREAK:** Six games (Feb. 15-Mar. 6, 2018)

**REGULATION LOSING STREAK:** Five games, Jan. 23, 2019-Mar. 1, 2019

**SHUTOUT SEQUENCE:** 184:30, Dec. 27, 2015-Jan. 3, 2016 (spanning four games)

**CONSECUTIVE GAMES PLAYED:** 13 games, Dec. 20, 2018-Jan. 19, 2019

**CONSECUTIVE STARTS:** 13 games, Dec. 20, 2018-Jan. 19, 2019


**PENALTY SHOTS:** 1-for-1, Mar. 10, 2017 @ STL (Reaves unsuccessful)

**CAREER SHUTOUT STATISTICS:** 9-6 (37-for-54, .685)

**MILESTONES WITHIN REACH:** 64 appearances to 300 NHL games



# DEREK GRANT



@DGrant57

**SHOOTS:** Left

**HEIGHT:** 6-3

**WEIGHT:** 206

**AGE:** 29; turns 30 on April 20, 2020

**BORN:** April 20, 1990; Abbotsford, British Columbia

**ACQUIRED:** From Pittsburgh in exchange for Joseph Blandisi, January 16, 2019

**DRAFTED:** By Ottawa in the fourth round (119th overall) of the 2008 NHL Draft

## 2018-19:

- ✓ Combined for 4-10=14 points in 56 games with Anaheim and Pittsburgh... posted a 52.6 FOW% between the two clubs...was acquired from the Penguins in exchange for Joseph Blandisi Jan. 16.
- ✓ Collected 2-7=9 points in 31 games with the Ducks...won 195-of-382 faceoffs (51.0%) with Anaheim.
- ✓ Appeared in his 200th career NHL game in a 3-2 victory Mar. 17 vs. FLA.
- ✓ Scored his first goal as a Duck since the 2017-18 season in a 3-2 win Jan. 19 @ NJ.
- ✓ Made his return to Anaheim in a 3-0 victory Jan. 17 @ MIN.
- ✓ Earned 2-3=5 points with a +3 rating in 25 games with the Penguins...led Pittsburgh with a 57.1 FOW% at the time of his acquisition.

## CAREER:

- ✓ Signed a one-year contract extension with Anaheim through the 2019-20 NHL season, June 20, 2019.
- ✓ Appeared in his first full NHL season with the Ducks in 2017-18, collecting 12-12=24 points with a +3 rating and 11 PIM...established career highs in goals, assists, points and games.
- ✓ Posted a career-best five-game point streak (1-4=5) Oct. 29-Nov. 7, 2017.



- ✓ Recorded his first career multi-goal game and his first PPG (2-0=2) to help lead Anaheim to a 6-2 victory Oct. 20, 2017 vs. MTL.
- ✓ Appeared in his 100th NHL game Nov. 4, 2017 @ SJ.
- ✓ Began the 2016-17 season with Buffalo before being claimed on waivers by Nashville Jan. 12, 2017...was reclaimed on waivers by the Sabres Feb. 5, 2017 and played the remainder of 2016-17 with Rochester (AHL), collecting 11-8=19 points with 22 PIM in 23 games.
- ✓ Made his NHL debut with Ottawa Feb. 16, 2013 @ TOR, logging 7:30 TOI.

## CAREER STATISTICS

Season	Team	League	REGULAR SEASON						PLAYOFFS				
			GP	G	A	Pts.	PIM	+/-	GP	G	A	Pts.	PIM
2009-10	Michigan State	CCHA	38	12	18	30	10	-	-	-	-	-	-
2010-11	Michigan State	CCHA	38	8	25	33	44	-	-	-	-	-	-
	Binghamton	AHL	14	1	5	6	0	+1	7	1	1	2	2
2011-12	Binghamton	AHL	60	8	15	23	26	-7	-	-	-	-	-
2012-13	Binghamton	AHL	63	19	9	28	37	+11	3	0	0	0	6
	OTTAWA	NHL	5	0	0	0	0	-1	-	-	-	-	-
2013-14	Binghamton	AHL	46	12	10	22	30	+9	4	0	1	1	2
	OTTAWA	NHL	20	0	2	2	4	-3	-	-	-	-	-
2014-15	Binghamton	AHL	73	21	17	38	45	-9	-	-	-	-	-
2015-16	Stockton	AHL	36	27	18	45	36	+7	-	-	-	-	-
	CALGARY	NHL	15	0	1	1	2	-7	-	-	-	-	-
2016-17	BUFFALO	NHL	40	0	3	3	19	-3	-	-	-	-	-
	NASHVILLE	NHL	6	0	1	1	5	-2	-	-	-	-	-
	Rochester	AHL	23	11	8	19	22	-2	-	-	-	-	-
2017-18	ANAHEIM	NHL	66	12	12	24	11	+3	4	0	0	0	0
2018-19	Wilkes-Barre/Scranton	AHL	5	3	1	4	6	+5	-	-	-	-	-
	PITTSBURGH	NHL	25	2	3	5	6	+3	-	-	-	-	-
	ANAHEIM	NHL	31	2	7	9	8	-9	-	-	-	-	-
<b>NHL Totals</b>			<b>208</b>	<b>16</b>	<b>29</b>	<b>45</b>	<b>55</b>	<b>-19</b>	<b>4</b>	<b>0</b>	<b>0</b>	<b>0</b>	<b>0</b>
<b>Anaheim Totals</b>			<b>97</b>	<b>14</b>	<b>19</b>	<b>33</b>	<b>19</b>	<b>-6</b>	<b>4</b>	<b>0</b>	<b>0</b>	<b>0</b>	<b>0</b>

**NHL CAREER HAT TRICKS:** None

**NHL CAREER MULTIPLE-POINT GAMES:** 3 (1 multiple-goal, 1 multiple-assist)

**NHL CAREER OT GOALS:** None

### NHL CAREER HIGHS:

**GOALS:** 2, Oct. 20, 2017 vs. MTL

**ASSISTS:** 2, Mar. 4, 2018 vs. CHI

**POINTS:** 2, three times (last: Nov. 27, 2018 w/PIT @ WPG; 1-1=2)

**PIM:** 9, Nov. 7, 2016 w/BUF @ BOS

**TOI:** 22:06, Nov. 25, 2017 @ LA

**SHOTS:** 4, five times (last: Mar. 1, 2019 vs. VGK)

**PLUS/MINUS:** +2, four times (last: Mar. 8, 2019 vs. MTL)

**GOAL STREAK:** None

**ASSIST STREAK:** Four games, Nov. 1-7, 2017 (0-4=4)


**POINT STREAK:** Five games, Oct. 29-Nov. 7, 2017 (1-4=5)

**PENALTY SHOTS:** None

**MILESTONES WITHIN REACH:** 3 appearances to 100 games as a Duck



# BRENDAN GUHLE



[@guhles\\_](#)

**SHOOTS:** Left

**HEIGHT:** 6-2

**WEIGHT:** 197

**AGE:** 22; turns 23 on July 29, 2020

**BORN:** July 29, 1997; Edmonton, Alberta

**ACQUIRED:** From Buffalo with a 2019 first-round draft pick in exchange for Brandon Montour, February 24, 2019

**DRAFTED:** By Buffalo in the second round (51st overall) of the 2015 NHL Draft

## 2018-19:

- ✓ Played the 2018-19 season with Anaheim, Buffalo and Rochester (AHL)...earned one assist in eight NHL games with the Ducks and Sabres.
- ✓ Collected his first point (assist) as a Duck in a 2-1 Anaheim victory Mar. 3 vs. COL.
- ✓ Logged a career-best 24:13 TOI Mar. 1 vs. VGK.
- ✓ Recorded a career-high five shots on net in his Anaheim debut Feb. 25 @ VAN.
- ✓ Was acquired with a first-round selection in the 2019 NHL Draft in exchange for Brandon Montour Feb. 24.
- ✓ Collected 5-22=27 points in 50 AHL games with Rochester...ranked second among team defensemen in points, goals and assists at the time of his acquisition by Anaheim.
- ✓ Was an AHL All-Star and participated in the 2019 AHL Skills Competition where he posted the sixth-best time in the fastest skater competition in event history.
- ✓ Missed 14 games with an upper-body injury Mar. 6-Apr. 3.





## CAREER:

- ✓ Established NHL career highs in points (0-5=5), assists, games (18) and PIM (10) with Buffalo in 2017-18...had assists in his final two games of the season Apr. 6-7, 2018 (0-3=3), including his first career multi-assist game (0-2=2) Apr. 6, 2018 @ TB.
- ✓ Recorded his first career NHL point (assist) in a 3-1 Sabres victory Jan. 11, 2018 vs. CBJ.
- ✓ Made his NHL debut with Buffalo in 2016-17, appearing in his first career NHL game Dec. 3, 2016 vs. BOS...also played six games with Rochester and 47 WHL games with Prince Albert and Prince George.
- ✓ Ranked second among Rochester defensemen in goals (8), and third in points (8-18=26), assists and PPG (3) in 2017-18.
- ✓ Combined for 30-73=103 points in 233 career WHL games with Prince Albert (2013-17) and Prince George (2016-17)...added 1-10=11 points in 15 career WHL Playoff games.

## CAREER STATISTICS

Season	Team	League	REGULAR SEASON						PLAYOFFS				
			GP	G	A	Pts.	PIM	+/-	GP	G	A	Pts.	PIM
2013-14	Prince Albert	WHL	51	0	10	10	29	-5	4	1	1	2	0
2014-15	Prince Albert	WHL	72	5	27	32	36	-6	-	-	-	-	-
2015-16	Prince Albert	WHL	63	10	18	28	53	-5	5	0	3	3	6
	Rochester	AHL	6	1	3	4	0	0	-	-	-	-	-
2016-17	Prince Albert	WHL	15	2	2	4	10	-4	-	-	-	-	-
	Prince George	WHL	32	13	16	29	22	+17	6	0	6	6	4
	<b>BUFFALO</b>	<b>NHL</b>	<b>3</b>	<b>0</b>	<b>0</b>	<b>0</b>	<b>0</b>	<b>+1</b>	-	-	-	-	-
	Rochester	AHL	6	1	1	2	2	-3	-	-	-	-	-
2017-18	Rochester	AHL	50	8	18	26	26	+1	3	0	0	0	2
	<b>BUFFALO</b>	<b>NHL</b>	<b>18</b>	<b>0</b>	<b>5</b>	<b>5</b>	<b>10</b>	<b>-6</b>	-	-	-	-	-
2018-19	Rochester	AHL	50	5	22	27	34	-11	-	-	-	-	-
	<b>BUFFALO</b>	<b>NHL</b>	<b>2</b>	<b>0</b>	<b>0</b>	<b>0</b>	<b>2</b>	<b>+1</b>	-	-	-	-	-
	<b>ANAHEIM</b>	<b>NHL</b>	<b>6</b>	<b>0</b>	<b>1</b>	<b>1</b>	<b>2</b>	<b>-3</b>	-	-	-	-	-
<b>NHL Totals</b>			<b>29</b>	<b>0</b>	<b>6</b>	<b>6</b>	<b>14</b>	<b>-7</b>	-	-	-	-	-
<b>AHL Totals</b>			<b>112</b>	<b>15</b>	<b>44</b>	<b>59</b>	<b>62</b>	<b>-13</b>	<b>3</b>	<b>0</b>	<b>0</b>	<b>0</b>	<b>2</b>

**NHL CAREER HAT TRICKS:** None

**NHL CAREER MULTIPLE-POINT GAMES:** 1 (0 multiple-goal, 1 multiple-assist)

**NHL CAREER OT GOALS:** None

### NHL CAREER HIGHS:

**GOALS:** None

**ASSISTS:** 2, Apr. 6, 2019 w/BUF @ TB

**POINTS:** 2, Apr. 6, 2019 w/BUF @ TB (0-2=2)

**PIM:** 2, seven times (last: Feb. 25, 2019 @ VAN)

**TOI:** 24:13, Mar. 1, 2019 vs. VGK

**SHOTS:** 5, Feb. 25, 2019 @ VAN

**PLUS/MINUS:** +2, Jan. 11, 2018 w/BUF vs. CBJ

**GOAL STREAK:** None

**ASSIST STREAK:** Two games, Apr. 6-7, 2018 (0-3=3)

**POINT STREAK:** Two games, Apr. 6-7, 2018 (0-3=3)

**PENALTY SHOTS:** None

**MILESTONES WITHIN REACH:** 71 games to 100 NHL games



# JANI HAKANPAA



**SHOOTS:** Right

**HEIGHT:** 6-5

**WEIGHT:** 218

**AGE:** 27; turns 28 on March 31, 2020

**BORN:** March 31, 1992; Kirkkonummi, Finland

**ACQUIRED:** Signed as a free agent, July 3, 2019

**DRAFTED:** By St. Louis in the fourth round (104th overall) of the 2010 NHL Draft

## 2018-19:

- ✓ Appeared in his sixth season in the Finnish Elite League, his fourth with Kärpät... collected 11-12=23 points with a +29 rating in 52 games.
- ✓ Helped lead Kärpät to the league's top regular-season record (41-11-2) and an appearance in the Finnish Elite League championship against HPK (won by HPK in overtime in Game 7).
- ✓ Established career highs in goals, plus/minus and PIM, while falling one point shy of matching his personal best in points (24 in 2017-18).
- ✓ Led league defensemen in plus/minus for the second consecutive season and ranked tied for second in goals.
- ✓ Also played a career-high 17 playoff contests with Kärpät, registering 1-3=4 points with a +9 rating.

## CAREER:

- ✓ Earned 25-56=81 points with a +76 rating in 298 career Finnish Elite League games with Kärpät and Espoo...led Finnish Elite League defensemen in plus/minus in back-to-back seasons in 2018-19 (+29) and 2017-18 (+28).




- ✓ Was a member of the 2017-18 Karpas team that won the 2018 Finnish Elite League postseason championship.
- ✓ Recorded 6-14=20 points with a +20 rating and 86 PIM in 132 career AHL games with Peoria and Chicago from 2012-15.
- ✓ Signed a three-year entry-level contract with St. Louis May 21, 2012.
- ✓ Helped Finland's national team to a gold medal at the 2019 World Championship... also won bronze with Team Finland at the 2010 Under-18 World Championship, earning 1-1=2 points with a +3 rating in six tournament games.

## CAREER STATISTICS

Season	Team	League	REGULAR SEASON						PLAYOFFS				
			GP	G	A	Pts.	PIM	+/-	GP	G	A	Pts.	PIM
2011-12	Espoo	Finland	41	5	7	12	30	+6	-	-	-	-	-
2012-13	Espoo	Finland	34	2	3	5	34	+2	-	-	-	-	-
	Peoria	AHL	14	1	3	4	6	0	-	-	-	-	-
2013-14	Chicago	AHL	54	4	4	8	33	+20	3	0	1	1	0
2014-15	Chicago	AHL	64	1	7	8	47	0	4	0	1	1	6
	Quad City	ECHL	2	1	0	1	0	-1	-	-	-	-	-
2015-16	Karpas	Finland	60	1	11	12	40	+15	14	1	5	6	8
2016-17	Karpas	Finland	53	0	5	5	61	-4	2	0	1	1	2
2017-18	Karpas	Finland	58	6	18	24	44	+28	16	3	4	7	18
2018-19	Karpas	Finland	52	11	12	23	94	+29	17	1	3	4	6
<b>AHL Totals</b>			<b>132</b>	<b>6</b>	<b>14</b>	<b>20</b>	<b>86</b>	<b>+20</b>	<b>7</b>	<b>0</b>	<b>2</b>	<b>2</b>	<b>6</b>
<b>Finnish Elite League Totals</b>			<b>298</b>	<b>25</b>	<b>56</b>	<b>81</b>	<b>303</b>	<b>+76</b>	<b>49</b>	<b>5</b>	<b>13</b>	<b>18</b>	<b>34</b>

# ADAM HENRIQUE



[@AdamHenrique](#)

[AdamHenrique](#)

**SHOOTS:** Left

**HEIGHT:** 6-0

**WEIGHT:** 188

**AGE:** 29; turns 30 on February 6, 2020

**BORN:** February 6, 1990; Brantford, Ontario

**ACQUIRED:** From New Jersey with Joseph Blandisi and a 2018 third-round draft pick in exchange for Sami Vatanen and a conditional draft pick, Nov. 30, 2017

**DRAFTED:** By New Jersey in the third round (82nd overall) of the 2008 NHL Draft

## 2018-19:

- ✓ Appeared in his eighth NHL season, his second with Anaheim...collected 18-24=42 points as the lone Ducks skater to appear in all 82 regular-season games...extended his personal consecutive games played streak to 297 contests, having not missed a game due to injury since December 2015.
- ✓ Led the Ducks in PPG (8), co-led in PPP (13), ranked tied for second in goals and GWG (3), and third in assists.
- ✓ Posted a 52.7 FOW% and ranked second among Anaheim centers in FOW (571).
- ✓ Set a career high with his eighth PPG in a 4-3 overtime victory Mar. 22 vs. SJ.
- ✓ Tied career highs in goals (2) and points (2-1=3) to lead Anaheim to a 5-2 win Feb. 17 vs. WSH.
- ✓ Owned a career-high five-game assist streak (0-5=5) Nov. 27-Dec. 5.
- ✓ Collected his 300th NHL point (assist) in a 3-2 win Nov. 4 vs. CBJ.
- ✓ Won silver with Team Canada at the 2019 World Championship, earning two assists (0-2=2) with a +2 rating in 10 games.

## CAREER:

- ✓ Has notched four 20-plus goal seasons, including a career-best 30 in 2015-16...has also reached the 40-point mark in the last six consecutive seasons.
- ✓ His five-game point streak (Dec. 1-9, 2018; 3-3=6) was the second-longest point streak to start a Ducks career...only Teemu Selanne had a longer point streak to start a Ducks career in 1995-96 (15 games).



- ✓ Concluded his New Jersey career with 122-135=257 points in 455 career games...ranked third among all-time franchise leaders in SHG (13) and SHP (24), and tied for ninth in OT goals (4)...served as an alternate captain for two seasons from 2015-17.
- ✓ Helped lead New Jersey to the Stanley Cup Final in his rookie season in 2011-12, collecting 5-8=13 points in 24 playoff games...was a finalist for the 2011-12 Calder Memorial Trophy as the league's top rookie and a member of the 2011-12 All-Rookie Team.
- ✓ Won back-to-back Memorial Cup championships with Windsor (OHL) in 2009 and 2010... was a teammate of Cam Fowler during Windsor's second championship run in 2009-10...also helped Canada win silver at the 2010 World Junior Championship.
- ✓ Signed a five-year contract extension with Anaheim through the 2023-24 NHL season, July 16, 2018.

## CAREER STATISTICS

Season	Team	League	REGULAR SEASON						PLAYOFFS				
			GP	G	A	Pts.	PIM	+/-	GP	G	A	Pts.	PIM
2006-07	Windsor	OHL	62	23	21	44	20	-17	-	-	-	-	-
2007-08	Windsor	OHL	66	20	24	44	28	+17	5	2	3	5	4
2008-09	Windsor	OHL	56	30	33	63	47	+39	20	8	9	17	19
2009-10	Windsor	OHL	54	38	39	77	57	+38	19	20	5	25	12
2010-11	Albany	AHL	73	25	25	50	26	-3	-	-	-	-	-
	NEW JERSEY	NHL	1	0	0	0	0	+1	-	-	-	-	-
2011-12	Albany	AHL	3	0	1	1	2	0	-	-	-	-	-
	NEW JERSEY	NHL	74	16	35	51	7	+8	24	5	8	13	11
2012-13	Albany	AHL	16	5	3	8	12	+1	-	-	-	-	-
	NEW JERSEY	NHL	42	11	5	16	16	-3	-	-	-	-	-
2013-14	NEW JERSEY	NHL	77	25	18	43	20	+3	-	-	-	-	-
2014-15	NEW JERSEY	NHL	75	16	27	43	34	-6	-	-	-	-	-
2015-16	NEW JERSEY	NHL	80	30	20	50	23	+10	-	-	-	-	-
2016-17	NEW JERSEY	NHL	82	20	20	40	38	-20	-	-	-	-	-
2017-18	NEW JERSEY	NHL	24	4	10	14	6	-6	-	-	-	-	-
	ANAHEIM	NHL	57	20	16	36	14	+17	4	0	0	0	0
2018-19	ANAHEIM	NHL	82	18	24	42	24	-5	-	-	-	-	-
<b>NHL Totals</b>			<b>594</b>	<b>160</b>	<b>175</b>	<b>335</b>	<b>182</b>	<b>-1</b>	<b>28</b>	<b>5</b>	<b>8</b>	<b>13</b>	<b>11</b>
<b>Anaheim Totals</b>			<b>139</b>	<b>38</b>	<b>40</b>	<b>78</b>	<b>38</b>	<b>+12</b>	<b>4</b>	<b>0</b>	<b>0</b>	<b>0</b>	<b>0</b>

**NHL CAREER HAT TRICKS:** None

**NHL CAREER MULTIPLE-POINT GAMES:** 71 (16 multiple-goal, 24 multiple-assist)

**NHL CAREER OT GOALS:** 5 (last: Feb 6, 2018 @ BUF; 4-3)

### NHL CAREER HIGHS:

**GOALS:** 2, 16 times (last: Mar. 8, 2019 vs. MTL)

**ASSISTS:** 2, 24 times (last: Jan. 11, 2019 vs. PIT)

**POINTS:** 3, six times (last: Feb. 17, 2019 vs. WSH; 2-1=3)

**PIM:** 12, Apr. 11, 2015 w/NJ @ FLA

**TOI:** 25:44, Mar. 23, 2018 @ WPG

**SHOTS:** 8, Jan. 24, 2014, w/NJ vs. WSH

**PLUS/MINUS:** +4, Jan. 3, 2015 w/NJ vs. PHI

**GOAL STREAK:** Six games, Feb. 27-Mar. 8, 2014 (9-2=11)

**ASSIST STREAK:** Five games, Nov. 27-Dec. 5, 2018 (0-5=5)

**POINT STREAK:** Seven games, Nov. 25-Dec. 8, 2011 (2-7=9)

**PENALTY SHOTS:** 0-for-2 (last: Feb. 17, 2015 w/NJ vs. BUF; unsuccessful vs. Michal Neuvirth)

**MILESTONES WITHIN REACH:** 6 games to 600 NHL games

22 points to 100 points as a Duck


25 assists to 200 NHL assists

61 games to 200 games as a Duck





# KORBINIAN HOLZER



Twitter: @Korbi\_Holzer

Instagram: korbinian\_holzer

**SHOOTS:** Right

**HEIGHT:** 6-3

**WEIGHT:** 213

**AGE:** 31; turns 32 on February 16, 2020

**BORN:** February 16, 1988; Munich, Germany

**ACQUIRED:** From Toronto in exchange for Eric Brewer and a fifth-round selection in the 2016 NHL Draft, March 2, 2015

**DRAFTED:** By Toronto in the fourth round (111th overall) of the 2006 NHL Draft

## 2018-19:

- ✓ Appeared in his seventh NHL season, his fourth with Anaheim...earned 1-3=4 points with a career-high +5 rating in 22 games.
- ✓ Concluded the season with points in two of his final three games (1-1=2) Mar. 30-Apr. 5...scored his first goal of 2018-19 in Anaheim's season finale, a 5-2 victory Apr. 5 vs. LA.
- ✓ Recorded his third assist of the season along with a career-best +3 rating in a 5-1 win Mar. 30 @ EDM.
- ✓ Missed the first 42 games of the season due to off-season wrist surgery Oct. 3-Jan. 4.
- ✓ Began his season with San Diego (AHL), collecting 2-3=5 points with a +7 rating in 12 games.
- ✓ Scored one goal (1-0=1) with a +4 rating and 16 PIM in eight games for Germany at the 2019 World Championship.

## CAREER:

- ✓ Signed a one-year contract extension with Anaheim through the 2019-20 season, June 20, 2019.



- ✓ Established career highs in points (7) and tied his career best in goals (2) in 2016-17...ranked tied for third among Anaheim defensemen in hits per game (2.2)...posted a 14.3 shooting percentage in his 32 appearances, tops among Anaheim blueliners.
- ✓ Scored his first goal as a Duck in a 5-1 win Jan. 31, 2017 vs. COL.
- ✓ Appeared in his 100th NHL game Dec. 30, 2016 @ VAN.
- ✓ Set career highs in assists (6) and appearances (34) with Toronto in 2014-15.
- ✓ Has played for Germany at the 2010 Olympic Winter Games, 2019, 2018, 2016, 2011 and 2010 World Championships, and 2007 World Junior Championship.

## CAREER STATISTICS

Season	Team	League	REGULAR SEASON						PLAYOFFS				
			GP	G	A	Pts.	PIM	+/-	GP	G	A	Pts.	PIM
2007-08	Dusseldorf	Germany	35	2	5	7	66	+7	13	0	2	2	20
2008-09	Dusseldorf	Germany	38	4	5	9	89	+2	16	0	1	1	18
2009-10	Dusseldorf	Germany	52	6	16	22	96	+12	3	0	0	0	4
		Germany	Olympics	4	0	0	0	2	-	-	-	-	-
2010-11	Toronto	AHL	73	3	10	13	88	+10	-	-	-	-	-
	<b>TORONTO</b>	<b>NHL</b>	<b>2</b>	<b>0</b>	<b>0</b>	<b>0</b>	<b>2</b>	<b>-1</b>	-	-	-	-	-
2011-12	Toronto	AHL	67	1	19	20	68	+7	17	1	4	5	39
2012-13	Toronto	AHL	46	1	10	11	46	+14	8	0	1	1	24
	<b>TORONTO</b>	<b>NHL</b>	<b>22</b>	<b>2</b>	<b>1</b>	<b>3</b>	<b>28</b>	<b>-12</b>	-	-	-	-	-
2013-14	Toronto	AHL	72	5	18	23	104	+5	10	2	5	7	4
2014-15	Toronto	AHL	9	0	2	2	10	-1	-	-	-	-	-
	<b>TORONTO</b>	<b>NHL</b>	<b>34</b>	<b>0</b>	<b>6</b>	<b>6</b>	<b>25</b>	<b>+3</b>	-	-	-	-	-
2015-16	San Diego	AHL	9	0	3	3	0	+2	-	-	-	-	-
	<b>ANAHEIM</b>	<b>NHL</b>	<b>29</b>	<b>0</b>	<b>3</b>	<b>3</b>	<b>10</b>	<b>-3</b>	-	-	-	-	-
2016-17	<b>ANAHEIM</b>	<b>NHL</b>	<b>32</b>	<b>2</b>	<b>5</b>	<b>7</b>	<b>23</b>	<b>0</b>	<b>5</b>	<b>0</b>	<b>0</b>	<b>0</b>	<b>18</b>
2017-18	<b>ANAHEIM</b>	<b>NHL</b>	<b>16</b>	<b>0</b>	<b>0</b>	<b>0</b>	<b>6</b>	<b>-3</b>	-	-	-	-	-
	San Diego	AHL	9	0	2	2	14	0	-	-	-	-	-
2018-19	San Diego	AHL	12	2	3	5	4	+7	-	-	-	-	-
	<b>ANAHEIM</b>	<b>NHL</b>	<b>22</b>	<b>1</b>	<b>3</b>	<b>4</b>	<b>8</b>	<b>+5</b>	-	-	-	-	-
<b>NHL Totals</b>			<b>157</b>	<b>5</b>	<b>18</b>	<b>23</b>	<b>102</b>	<b>-11</b>	<b>5</b>	<b>0</b>	<b>0</b>	<b>0</b>	<b>18</b>
<b>Anaheim Totals</b>			<b>99</b>	<b>3</b>	<b>11</b>	<b>14</b>	<b>47</b>	<b>-1</b>	<b>5</b>	<b>0</b>	<b>0</b>	<b>0</b>	<b>18</b>

**NHL CAREER HAT TRICKS:** None

**NHL CAREER MULTIPLE-POINT GAMES:** 1 (0 multiple-goal, 1 multiple-assist)

**NHL CAREER OT GOALS:** None

### NHL CAREER HIGHS:

**GOALS:** 1, five times (last: Apr. 5, 2019 vs. LA)

**ASSISTS:** 2, Mar. 14, 2016 vs. NJ

**POINTS:** 2, Mar. 14, 2016 vs. NJ (0-2=2)

**PIM:** 15, two times (last: Nov. 29, 2014 w/TOR vs. WSH)

**TOI:** 23:41, Feb. 7, 2013 w/TOR @ WPG

**SHOTS:** 3, two times (last: Jan. 15, 2018 @ COL)

**PLUS/MINUS:** +3, Mar. 30, 2019 @ EDM

**GOAL STREAK:** None

**ASSIST STREAK:** Four games, Dec. 13-20, 2014 w/TOR (0-4=4)

**POINT STREAK:** Four games, Dec. 13-20, 2014 w/TOR (0-4=4)

**PENALTY SHOTS:** None

**MILESTONES WITHIN REACH:** 1 game to 100 games as a Duck  
43 games to 200 NHL games



# ONDREJ KASE



**SHOOTS:** Right

**HEIGHT:** 6-0

**WEIGHT:** 190

**AGE:** 23, turns 24 on November 8, 2019

**BORN:** November 8, 1995; Kadan, Czech Republic

**DRAFTED:** By Anaheim in the seventh round (205th overall) of the 2014 NHL Draft

## 2018-19:

- ✓ Appeared in his third NHL season with Anaheim, compiling 11-9=20 points in 30 games.
- ✓ Missed the final 34 games due to a shoulder injury that occurred Jan. 17 @ MIN.
- ✓ Scored his first career hat trick (3-0=3) and earned a career-high +4 rating Dec. 12 vs. DAL...became the fourth player in club history to record a goal in each period of regulation (Selanne and Perry three times, Kariya once)...Perry was the last to do so Feb. 28, 2016 vs. LA.
- ✓ Collected a career-tying two assists (0-2=2) to help Anaheim to a 6-5 win Dec. 2 @ WSH.
- ✓ Logged a career-high 21:17 TOI during Anaheim's 2-1 overtime victory Nov. 23 vs. EDM.
- ✓ Made his season debut in a 2-1 shootout win Nov. 12 vs. NSH after missing the first 18 games due to a concussion suffered in the preseason schedule.

## CAREER:

- ✓ Was the first player selected in the seventh round of the 2014 NHL Draft to reach the NHL...concluded the 2018-19 season tied for 20th among 2014 draftees in scoring.
- ✓ Posted his first career 20-goal season while also setting career highs in points (20-18=38), assists, plus/minus (+18) and games (66) in 2017-18.



- ✓ Was successful on his first career penalty shot Oct. 24, 2017 @ PHI to become the then youngest player in franchise history (21 years, 350 days) to score on a penalty shot.
- ✓ Led all Anaheim rookies in appearances, scoring, goals, assists and GWG (2) in 2016-17.
- ✓ Scored his first career NHL goal against Ryan Miller Dec. 1, 2017 @ VAN, which represented the game winner in a 3-1 Ducks victory.
- ✓ Represented the Czech Republic at the 2015 and 2014 World Junior Championships, 2013 U-18 World Championship, 2012 Ivan Hlinka Memorial tournament and 2012 World U-17 Hockey Challenge.
- ✓ Signed a three-year contract with Anaheim through the 2020-21 NHL season, Aug. 15, 2018.

## CAREER STATISTICS

Season	Team	League	REGULAR SEASON						PLAYOFFS				
			GP	G	A	Pts.	PIM	+/-	GP	G	A	Pts.	PIM
2012-13	KLH Chomutov Jr.	Czech Jr.	22	9	7	16	18	+13	3	0	0	0	2
	SK Kadan	Czech-2	9	2	1	3	2	+2	4	1	0	1	0
2013-14	Pirati Chomutov	Czech	37	4	3	7	10	-4	7	1	2	3	0
	KLH Chomutov Jr.	Czech Jr.	7	5	10	15	12	+14	1	0	2	2	0
2014-15	SK Kadan	Czech-2	5	3	1	4	0	0	-	-	-	-	-
	Pirati Chomutov	Czech-2	37	7	14	21	8	+16	11	6	5	11	4
2015-16	KLH Chomutov Jr.	Czech Jr.	3	1	7	8	0	+5	-	-	-	-	-
	San Diego	AHL	25	8	6	14	6	-3	9	1	3	4	0
2016-17	San Diego	AHL	14	6	6	12	4	+13	3	0	1	1	0
	<b>ANAHEIM</b>	<b>NHL</b>	<b>53</b>	<b>5</b>	<b>10</b>	<b>15</b>	<b>18</b>	<b>-1</b>	<b>9</b>	<b>2</b>	<b>0</b>	<b>2</b>	<b>4</b>
2017-18	<b>ANAHEIM</b>	<b>NHL</b>	<b>66</b>	<b>20</b>	<b>18</b>	<b>38</b>	<b>14</b>	<b>+18</b>	<b>4</b>	<b>0</b>	<b>0</b>	<b>0</b>	<b>0</b>
	San Diego	AHL	1	0	0	0	0	0	-	-	-	-	-
2018-19	<b>ANAHEIM</b>	<b>NHL</b>	<b>30</b>	<b>11</b>	<b>9</b>	<b>20</b>	<b>2</b>	<b>0</b>	-	-	-	-	-
<b>NHL Totals</b>			<b>149</b>	<b>36</b>	<b>37</b>	<b>73</b>	<b>34</b>	<b>+17</b>	<b>13</b>	<b>2</b>	<b>0</b>	<b>2</b>	<b>4</b>
<b>AHL Totals</b>			<b>40</b>	<b>14</b>	<b>12</b>	<b>26</b>	<b>10</b>	<b>+10</b>	<b>12</b>	<b>1</b>	<b>4</b>	<b>5</b>	<b>0</b>

**NHL CAREER HAT TRICKS:** 1, Dec. 12, 2018 vs. DAL

**NHL CAREER MULTIPLE-POINT GAMES:** 14 (4 multiple-goal, 4 multiple-assist)

**NHL CAREER OT GOALS:** 2 (last: Apr. 1, 2018 vs. COL; 4-3)

### NHL CAREER HIGHS:

**GOALS:** 3, Dec. 12, 2018 vs. DAL

**ASSISTS:** 2, four times (last: Dec. 9, 2018 vs. NJ)

**POINTS:** 3, four times (last: Dec. 12, 2018 vs. DAL; 3-0=3)

**PIM:** 4, Dec. 15, 2016 @ BOS

**TOI:** 21:17, Nov. 23, 2018 vs. EDM

**SHOTS:** 7, Nov. 14, 2018 @ VGK

**PLUS/MINUS:** +4, Dec. 12, 2018 vs. DAL

**GOAL STREAK:** Three games, Dec. 19-23, 2017 (3-1=4)

**ASSIST STREAK:** Three games, Jan. 17-21, 2018 (1-3=4)

**POINT STREAK:** Three games, six times (last: Nov. 25-28, 2018 1-2=3)

**PENALTY SHOTS:** 1-for-1, Oct. 24, 2017 @ PHI (successful vs. Brian Elliott)

**MILESTONES WITHIN REACH:** 27 points to 100 NHL points  
51 games to 200 NHL games



# HAMPUS LINDHOLM



🐦 @HampeLindholm

📷 hampuslindholm47

**SHOOTS:** Left

**HEIGHT:** 6-3

**WEIGHT:** 208

**AGE:** 25; turns 26 on January 20, 2020

**BORN:** January 20, 1994; Helsingborg, Sweden

**DRAFTED:** By Anaheim in the first round (sixth overall) of the 2012 NHL Draft

## 2018-19:

- ✓ Appeared in his sixth NHL season with Anaheim, collecting 6-22=28 points with a career-high 44 PIM in 76 games.
- ✓ Led the Ducks in TOI (24:00), shifts-per-game (30.0) and blocked shots (career-high 133)...led team defensemen in points, goals and assists, while co-leading in PPP (6).
- ✓ Became the 13th player in team history to record a franchise-tying +5 rating in a season-ending 5-2 victory Apr. 5 vs. LA.
- ✓ Surpassed Oleg Tverdovsky (170) for sole possession of fourth on the all-time franchise points list for defensemen Mar. 30 @ EDM (0-2=2).
- ✓ Registered his 115th career assist to surpass Chris Pronger (114) for sole spot of fifth on the all-time franchise assists list for defensemen Jan. 19 @ NJ.
- ✓ Appeared in his 400th NHL game Dec. 17 @ PIT.
- ✓ Scored his 46th career goal to surpass Oleg Tverdovsky (45) for fourth on the all-time franchise goals list for defensemen Dec. 12 vs. DAL.
- ✓ Posted a career-high five-game point streak (2-5=7) Oct. 8-17.

## CAREER:

- ✓ Entered 2019-20 ranked third among franchise leaders in plus/minus (+85)...among all-time franchise defensemen, came into the season ranked fourth in points (48-123=171), goals and games (447), fifth in assists (123) and ninth in PPG (10).





- ✓ Has posted a +85 rating in his first six NHL seasons, ranking seventh among league defensemen.
- ✓ Scored his first career hat trick Dec. 21, 2017 @ NYI, marking the fifth time in NHL history that a defenseman scored three goals with an OT tally...the previous two players to do so were Ducks skaters, representing the only two hat tricks in club history by blueliners (Lubomir Visnovsky Mar. 4, 2011 vs. DAL also included an OT winner)...Cam Fowler joined the exclusive club Nov. 4, 2018 vs. CBJ.
- ✓ Became the first Ducks defenseman to be named to the NHL All-Rookie Team in 2013-14, joining teammate Frederik Andersen.
- ✓ Set a club record for the best plus/minus rating for a rookie defenseman (+29)...marked the fifth-highest plus/minus rating among rookie defensemen since 1989-90 and the highest of any such player in the Western Conference since 1991-92.
- ✓ Won gold with Team Sweden at the 2018 World Championship and silver at the 2012 U-18 World Championship...also represented Sweden at the 2016 World Cup of Hockey.
- ✓ Signed a six-year contract with Anaheim through the 2021-22 NHL season, Oct. 27, 2016.

## CAREER STATISTICS

Season	Team	League	REGULAR SEASON						PLAYOFFS				
			GP	G	A	Pts.	PIM	+/-	GP	G	A	Pts.	PIM
2011-12	Rogle	Sweden-2	20	1	3	4	12	-1	10	1	4	5	6
	Rogle Jr.	Sweden Jr.	28	5	12	17	16	+25	-	-	-	-	-
	Rogle U-18	Sweden U-18	1	1	3	4	2	+7	-	-	-	-	-
2012-13	Norfolk	AHL	44	1	10	11	16	+5	-	-	-	-	-
2013-14	ANAHEIM	NHL	78	6	24	30	36	+29	11	0	2	2	0
2014-15	ANAHEIM	NHL	78	7	27	34	32	+25	16	2	8	10	10
2015-16	ANAHEIM	NHL	80	10	18	28	40	+7	7	0	3	3	0
2016-17	ANAHEIM	NHL	66	6	14	20	36	+13	17	1	3	4	10
2017-18	ANAHEIM	NHL	69	13	18	31	34	+16	4	1	1	2	2
2018-19	ANAHEIM	NHL	76	6	22	28	44	-5	-	-	-	-	-
<b>NHL Totals</b>			<b>447</b>	<b>48</b>	<b>123</b>	<b>171</b>	<b>222</b>	<b>+85</b>	<b>55</b>	<b>4</b>	<b>17</b>	<b>21</b>	<b>22</b>

**NHL CAREER HAT TRICKS:** 1, Dec. 21, 2017 @ NYI

**NHL CAREER MULTIPLE-POINT GAMES:** 26 (2 multiple-goal, 16 multiple-assist)

**NHL CAREER OT GOALS:** 2 (last: Mar. 25, 2018 @ EDM; 5-4)

### NHL CAREER HIGHS:

**GOALS:** 3, Dec. 21, 2017 @ NYI

**ASSISTS:** 2, 16 times (last: Mar. 30, 2019 @ EDM)

**POINTS:** 3, two times (last: Dec. 21, 2017 @ NYI; 3-0=3)

**PIM:** 6, Dec. 30, 2016 @ VAN

**TOI:** 30:44, Nov. 7, 2017 vs. LA

**SHOTS:** 7, four times (last: Jan. 19, 2017 vs. COL)

**PLUS/MINUS:** +5, Apr. 5, 2019 vs. LA

**GOAL STREAK:** Three games, Feb. 2-5, 2016 (3-0=3)

**ASSIST STREAK:** Four games, Dec. 3-10, 2014 (0-4=4)

**POINT STREAK:** Five games, Oct. 8-17, 2018 (2-5=7)

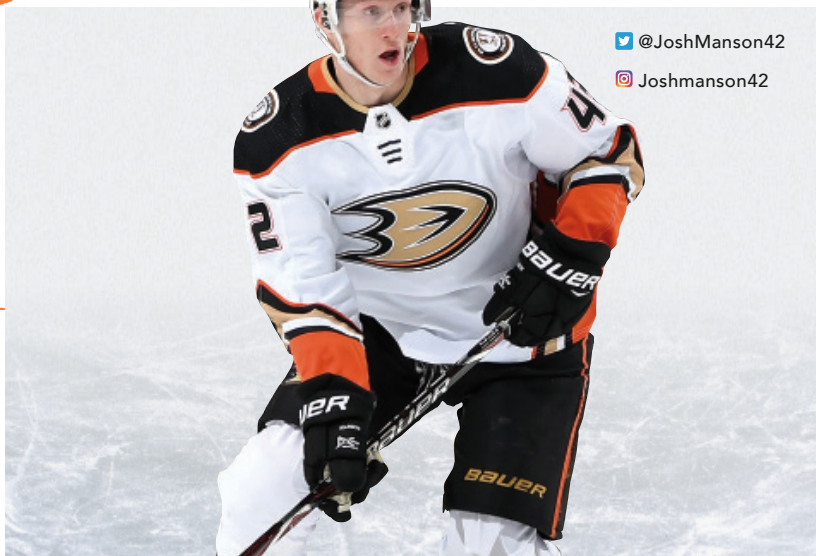
**PENALTY SHOTS:** None

**MILESTONES WITHIN REACH:** 29 points to 200 NHL points

53 games to 500 NHL games



# JOSH MANSON



[@JoshManson42](#)

[Joshmanson42](#)

**SHOOTS:** Right

**HEIGHT:** 6-3

**WEIGHT:** 224

**AGE:** 28, turns 29 on October 7, 2020

**BORN:** October 7, 1991; Hinsdale, Illinois

**DRAFTED:** By Anaheim in the sixth round (160th overall) of the 2011 NHL Draft

## 2018-19:

- ✓ Appeared in his fifth NHL season with Anaheim, earning 3-13=16 points and 62 PIM in 74 games.
- ✓ Led Anaheim in hits (184) and ranked second in PIM...paced team defensemen in takeaways (36), ranked second in appearances and third in shots (96).
- ✓ Appeared in his 300th career NHL game Jan. 6 vs. EDM.
- ✓ Logged a career-high 27:56 TOI in Anaheim's come-from-behind 6-5 victory Dec. 2 @ WSH.
- ✓ Scored the second-fastest goal to open a game in franchise history at 15 seconds, only seven seconds shy of the club record set by Paul Kariya (1997), Nov. 28 @ FLA.
- ✓ Missed eight games due to upper-body injuries: Oct. 30-Nov. 6 and Mar. 29-Apr. 5.

## CAREER:

- ✓ With a +52 career rating, entered 2019-20 tied with Paul Kariya for eighth on the franchise's all-time plus/minus list...was also ranked eighth among franchise defensemen in games (335) and tied for fourth in SHP (4).
- ✓ Posted the second-best plus/minus rating in franchise history with a +34 in 2017-18, trailing only Paul Kariya's +36 rating from 1996-97...led NHL defensemen and ranked tied for third in the NHL in plus/minus...established career highs in points

# 42 / DEFENSEMAN



(7-30=37), goals, GWG (2), assists, plus/minus and blocked shots (99).

- ✓ Scored his first career NHL goal in a 4-2 victory Nov. 6, 2015 vs. CBJ (McElhinney).
- ✓ Recorded his first career NHL point (assist) Nov. 16, 2014 vs. FLA and made his NHL debut Oct. 31, 2014 @ DAL.
- ✓ Played three seasons at Northeastern (Hockey East) from 2011-14, collecting 6-15=21 points with a +12 rating and 158 PIM in 99 games.
- ✓ Named a Hockey East Second Team All-Star and the Best Defensive Defenseman after capturing Northeastern to a 19-14-4 record in 2013-14.
- ✓ Signed a four-year contract extension with Anaheim through the 2021-22 NHL season, Oct. 4, 2017.

## CAREER STATISTICS

Season	Team	League	REGULAR SEASON						PLAYOFFS				
			GP	G	A	Pts.	PIM	+/-	GP	G	A	Pts.	PIM
2009-10	Salmon Arm	BCHL	54	10	14	24	75	-	6	1	0	1	15
2010-11	Salmon Arm	BCHL	57	12	35	47	80	-	14	2	7	9	15
2011-12	Northeastern	Hockey East	33	0	4	4	48	+9	-	-	-	-	-
2012-13	Northeastern	Hockey East	33	3	4	7	45	-9	-	-	-	-	-
2013-14	Northeastern	Hockey East	33	3	7	10	65	+12	-	-	-	-	-
	Norfolk	AHL	9	1	0	1	26	+1	10	1	0	1	6
2014-15	Norfolk	AHL	36	3	9	12	47	-6	-	-	-	-	-
	<b>ANAHEIM</b>	<b>NHL</b>	<b>28</b>	<b>0</b>	<b>3</b>	<b>3</b>	<b>31</b>	<b>+1</b>	-	-	-	-	-
2015-16	<b>ANAHEIM</b>	<b>NHL</b>	<b>71</b>	<b>5</b>	<b>10</b>	<b>15</b>	<b>74</b>	<b>+11</b>	<b>1</b>	<b>0</b>	<b>0</b>	<b>0</b>	<b>0</b>
2016-17	<b>ANAHEIM</b>	<b>NHL</b>	<b>82</b>	<b>5</b>	<b>12</b>	<b>17</b>	<b>82</b>	<b>+14</b>	<b>17</b>	<b>0</b>	<b>3</b>	<b>3</b>	<b>20</b>
2017-18	<b>ANAHEIM</b>	<b>NHL</b>	<b>80</b>	<b>7</b>	<b>30</b>	<b>37</b>	<b>62</b>	<b>+34</b>	<b>4</b>	<b>0</b>	<b>0</b>	<b>0</b>	<b>0</b>
2018-19	<b>ANAHEIM</b>	<b>NHL</b>	<b>74</b>	<b>3</b>	<b>13</b>	<b>16</b>	<b>62</b>	<b>-8</b>	-	-	-	-	-
<b>NHL Totals</b>			<b>335</b>	<b>20</b>	<b>68</b>	<b>88</b>	<b>311</b>	<b>+52</b>	<b>22</b>	<b>0</b>	<b>3</b>	<b>3</b>	<b>20</b>

**NHL CAREER HAT TRICKS:** None

**NHL CAREER MULTIPLE-POINT GAMES:** 8 (0 multiple-goal, 6 multiple-assist)

**NHL CAREER OT GOALS:** None

### NHL CAREER HIGHS:

**GOALS:** 1, 20 times (last: Nov. 28, 2018 @ FLA)

**ASSISTS:** 3, Jan. 2, 2018 @ VAN

**POINTS:** 3, Jan. 2, 2018 @ VAN (0-3=3)

**PIM:** 15, Jan. 6, 2016 vs. TOR

**TOI:** 27:56, Dec. 2, 2018 @ WSH

**SHOTS:** 7, Oct. 20, 2017 vs. MTL

**PLUS/MINUS:** +4, two times (last: Apr. 6, 2018 vs. DAL)

**GOAL STREAK:** Two games, two times (last: Nov. 27-28, 2018; 2-0=2)

**ASSIST STREAK:** Four games, Dec. 16-21, 2017 (0-5=5)

**POINT STREAK:** Four games, Dec. 16-21, 2017 (0-5=5)

**PENALTY SHOTS:** None

**MILESTONES WITHIN REACH:** 12 points to 100 NHL points

32 assists to 100 NHL assists

65 games to 400 NHL games



# RYAN MILLER



**CATCHES:** Left

**HEIGHT:** 6-2

**WEIGHT:** 170

**AGE:** 39; turns 40 on July 17, 2020

**BORN:** July 17, 1980; East Lansing, Michigan

**ACQUIRED:** Signed as a free agent, July 1, 2017

**DRAFTED:** By Buffalo in the fifth round (138th overall) of the 1999 NHL Draft

## 2018-19:

- ✓ Appeared in his 16th NHL season, his second with Anaheim...went 8-7-2 with one shutout, a 2.76 GAA and .912 SV% in 20 games...allowed two goals-or-less in 11 of his 20 appearances.
- ✓ Surpassed John Vanbiesbrouck (374) Feb. 17 vs. WSH for the all-time lead among U.S.-born goaltenders in wins (375)...Vanbiesbrouck had been the all-time leader since Jan. 6, 2000, when he passed Tom Barrasso with his 349th career win with the Flyers over NYI...both goalies remained active yet Vanbiesbrouck did not relinquish the lead until Miller tied him Dec. 2, 2018... Miller also moved into sole possession of 16th place on the all-time wins list for NHL goaltenders.
- ✓ Stopped all 31 shots to post his 44th career shutout, second among U.S.-born goaltenders all-time Feb. 19 @ MIN...became the fourth goaltender since 2013-14 to record a shutout at the age of 38 or older.
- ✓ Missed 24 games with a knee injury Dec. 12-Feb. 9.

## CAREER:

- ✓ Signed a one-year contract extension with Anaheim through the 2019-20 NHL season, June 20, 2019.
- ✓ Entered 2019-20 ranked 16th all-time and first among U.S.-born goaltenders with 378 career NHL victories...also leads all-time goaltenders with 59 career shutout wins...since his NHL debut in 2002-03, ranks fourth among NHL goaltenders in wins and appearances (757), and third in saves (20,663).
- ✓ In 2017-18, both Miller (.928) and John Gibson (.926) surpassed the individual single-season franchise record for SV% (.924, Jonas Hiller in 2010-11, Gibson in 2016-17).

# 30 / GOALTENDER



- ✓ Won the 2010 Vezina Trophy as the NHL's top goaltender and was a First Team All-Star during the 2009-10 season.
- ✓ Holds Buffalo Sabres franchise records in most career wins (284), appearances (540) and single-season wins (41 in 2009-10)...led Buffalo to the ECF in both 2006 and 2007.
- ✓ Voted a starter for the Eastern Conference at the 2007 All-Star Game in Dallas.
- ✓ Named the MVP, Best Goaltender and an All-Star at the 2010 Olympic Winter Games in Vancouver as he helped lead Team USA to a silver medal.

## CAREER STATISTICS

Season	Team	League	GP	REGULAR SEASON						PLAYOFFS					
				MIN	GA	SO	GAA	SV%	W-L-OT	GP	MIN	GA	SO	GAA	W-L
1999-00	Michigan State	CCHA	25	1523	33	8	1.53	.932	16-4-3	-	-	-	-	-	-
2000-01	Michigan State	CCHA	40	2447	54	10	1.32	.950	31-5-4	-	-	-	-	-	-
2001-02	Michigan State	CCHA	40	2411	71	8	1.77	.936	26-9-5	-	-	-	-	-	-
2002-03	Rochester	AHL	47	2817	110	2	2.34	.920	23-18-5	3	190	13	0	4.11	1-2
	<b>BUFFALO</b>	<b>NHL</b>	<b>15</b>	<b>913</b>	<b>40</b>	<b>1</b>	<b>2.63</b>	<b>.902</b>	<b>6-8-1</b>	-	-	-	-	-	-
2003-04	<b>BUFFALO</b>	<b>NHL</b>	<b>3</b>	<b>178</b>	<b>15</b>	<b>0</b>	<b>5.06</b>	<b>.795</b>	<b>0-3-0</b>	-	-	-	-	-	-
	Rochester	AHL	60	3579	132	5	2.21	.925	27-25-7	14	857	26	2	1.82	7-7
2004-05	Rochester	AHL	63	3740	153	8	2.45	.922	41-17-4	9	547	24	0	2.63	5-4
2005-06	<b>BUFFALO</b>	<b>NHL</b>	<b>48</b>	<b>2862</b>	<b>124</b>	<b>1</b>	<b>2.60</b>	<b>.914</b>	<b>30-14-3</b>	<b>18</b>	<b>1123</b>	<b>48</b>	<b>1</b>	<b>2.56</b>	<b>11-7</b>
	Rochester	AHL	2	120	5	0	2.50	.889	1-1-0	-	-	-	-	-	-
2006-07	<b>BUFFALO</b>	<b>NHL</b>	<b>63</b>	<b>3693</b>	<b>168</b>	<b>2</b>	<b>2.73</b>	<b>.911</b>	<b>40-16-6</b>	<b>16</b>	<b>1030</b>	<b>38</b>	<b>0</b>	<b>2.22</b>	<b>9-7</b>
2007-08	<b>BUFFALO</b>	<b>NHL</b>	<b>76</b>	<b>4475</b>	<b>197</b>	<b>3</b>	<b>2.64</b>	<b>.906</b>	<b>36-27-10</b>	-	-	-	-	-	-
2008-09	<b>BUFFALO</b>	<b>NHL</b>	<b>59</b>	<b>3444</b>	<b>145</b>	<b>5</b>	<b>2.53</b>	<b>.918</b>	<b>34-18-6</b>	-	-	-	-	-	-
2009-10	<b>BUFFALO</b>	<b>NHL</b>	<b>69</b>	<b>4048</b>	<b>150</b>	<b>5</b>	<b>2.22</b>	<b>.929</b>	<b>41-18-8</b>	<b>6</b>	<b>384</b>	<b>15</b>	<b>0</b>	<b>2.34</b>	<b>2-4</b>
	United States	Olympics	6	355	8	1	1.35	.946		5-1	-	-	-	-	-
2010-11	<b>BUFFALO</b>	<b>NHL</b>	<b>66</b>	<b>3830</b>	<b>165</b>	<b>5</b>	<b>2.59</b>	<b>.916</b>	<b>34-22-8</b>	<b>7</b>	<b>410</b>	<b>20</b>	<b>2</b>	<b>2.93</b>	<b>3-4</b>
2011-12	<b>BUFFALO</b>	<b>NHL</b>	<b>61</b>	<b>3537</b>	<b>150</b>	<b>6</b>	<b>2.55</b>	<b>.916</b>	<b>31-21-7</b>	-	-	-	-	-	-
2012-13	<b>BUFFALO</b>	<b>NHL</b>	<b>40</b>	<b>2303</b>	<b>108</b>	<b>0</b>	<b>2.81</b>	<b>.915</b>	<b>17-17-5</b>	-	-	-	-	-	-
2013-14	<b>BUFFALO</b>	<b>NHL</b>	<b>40</b>	<b>2384</b>	<b>108</b>	<b>0</b>	<b>2.72</b>	<b>.923</b>	<b>15-22-3</b>	-	-	-	-	-	-
	<b>ST. LOUIS</b>	<b>NHL</b>	<b>19</b>	<b>1117</b>	<b>46</b>	<b>1</b>	<b>2.47</b>	<b>.903</b>	<b>10-8-1</b>	<b>6</b>	<b>423</b>	<b>19</b>	<b>0</b>	<b>2.70</b>	<b>2-4</b>
2014-15	<b>VANCOUVER</b>	<b>NHL</b>	<b>45</b>	<b>2542</b>	<b>107</b>	<b>6</b>	<b>2.53</b>	<b>.911</b>	<b>29-15-1</b>	<b>3</b>	<b>157</b>	<b>6</b>	<b>0</b>	<b>2.31</b>	<b>1-1</b>
2015-16	<b>VANCOUVER</b>	<b>NHL</b>	<b>51</b>	<b>3043</b>	<b>137</b>	<b>1</b>	<b>2.70</b>	<b>.916</b>	<b>17-24-9</b>	-	-	-	-	-	-
2016-17	<b>VANCOUVER</b>	<b>NHL</b>	<b>54</b>	<b>3229</b>	<b>150</b>	<b>3</b>	<b>2.80</b>	<b>.914</b>	<b>18-29-6</b>	-	-	-	-	-	-
2017-18	<b>ANAHEIM</b>	<b>NHL</b>	<b>28</b>	<b>1354</b>	<b>53</b>	<b>4</b>	<b>2.35</b>	<b>.928</b>	<b>12-6-6</b>	<b>1</b>	<b>20</b>	<b>3</b>	<b>0</b>	<b>9.00</b>	<b>0-0</b>
2018-19	<b>ANAHEIM</b>	<b>NHL</b>	<b>20</b>	<b>1109</b>	<b>51</b>	<b>1</b>	<b>2.76</b>	<b>.912</b>	<b>8-7-2</b>	-	-	-	-	-	-
<b>NHL Totals</b>			<b>757</b>	<b>44037</b>	<b>1914</b>	<b>44</b>	<b>2.61</b>	<b>.915</b>	<b>378-275-81</b>	<b>57</b>	<b>3544</b>	<b>149</b>	<b>3</b>	<b>2.52</b>	<b>28-27</b>
<b>Anaheim Totals</b>			<b>48</b>	<b>2463</b>	<b>104</b>	<b>5</b>	<b>2.53</b>	<b>.921</b>	<b>20-13-8</b>	<b>1</b>	<b>20</b>	<b>3</b>	<b>0</b>	<b>9.00</b>	<b>0-0</b>

### NHL CAREER HIGHS:

**SAVES:** 49, Dec. 29, 2013 w/BUF vs. WSH

**SHOTS FACED:** 51, Nov. 5, 2013 w/BUF @ SJ

**GOALS AGAINST:** 7, four times (last: Apr. 7, 2016 w/VAN @ CGY)

**WINNING STREAK:** Eight games, two times (last: Oct. 8-30, 2009)

**REGULATION LOSING STREAK:** Seven games, two times (last: Mar. 23-Apr. 8, 2017)

**SHUTOUT SEQUENCE:** 200:45, Jan. 8-19, 2015 (spanning four games)

**CONSECUTIVE GAMES PLAYED:** 34 games, Jan. 24-Apr. 3, 2008

**CONSECUTIVE STARTS:** 34 games, Jan. 24-Apr. 3, 2008


**PENALTY SHOTS:** 19-for-23 (last: Apr. 6, 2017 w/VAN vs. ARI; Domi unsuccessful)

**CAREER SHOOTOUT STATISTICS:** 59-40 (246-for-345, .713)





# RICKARD RAKELL



Twitter: @RickyRakell93

Instagram: rickardrakell

**SHOOTS:** Right

**HEIGHT:** 6-0

**WEIGHT:** 196

**AGE:** 26; turns 27 on May 5, 2020

**BORN:** May 5, 1993; Sundbyberg, Sweden

**DRAFTED:** By Anaheim in the first round (30th overall) of the 2011 NHL Draft

## 2018-19:

- ✓ Appeared in his seventh NHL season with Anaheim...collected 18-25=43 points in 69 games.
- ✓ Co-led the Ducks in PPP (13), ranked second in assists, PPG (6), points-per-game (.62) and takeaways (41), and tied for second in points and goals...co-led the NHL in PPG (4) from Mar. 1 through the end of the regular season.
- ✓ Scored three consecutive goals in the second period to lead the Ducks to a 5-1 win Mar. 30 @ EDM...his three goals marked the eighth natural hat trick in club history and the sixth time in club history a player had scored three goals in a single period...Rakell joined Andrew Cogliano as the only players in club history to record a natural hat trick in a single period.
- ✓ Scored his fifth career OT goal Nov. 23 vs. EDM...the game-winner 14 seconds into the extra frame marked his 100th career NHL goal and 22nd career GWG... became the eighth Duck to score 100 goals with the franchise.
- ✓ Reached the 200-point milestone (1-2=3) in a 5-2 victory Oct. 3 @ SJ.

## CAREER:

- ✓ Entered the 2019-20 season ranked tied for fourth among all-time franchise leaders in OT goals (5), tied for fifth in GWG (23), seventh in goals (114), 10th in points (241), and tied for 10th in PPG (25).



- ✓ Scored his first career hat trick Feb. 25, 2018 vs. EDM...was the second player since 1967-68 to tie a game with two goals in the last minute of regulation (19:39 and 19:53) to force overtime (Brad Stuart with SJ, Apr. 4, 2004)...was the only player since 1967-68 to score a hat trick with two-or-more goals in the final 30 seconds.
- ✓ Led the NHL with a career-high 10 GWG in 2016-17, becoming the first player under the age of 24 with 10 GWG since Steven Stamkos (age 22) in 2011-12... also became the fourth-youngest Duck to eclipse 30 goals in a season in 2016-17 (Kariya 21 years 3 months, Ryan 23 years 0 months and Perry 23 years 10 months).
- ✓ Signed a six-year contract with Anaheim through the 2021-22 NHL season, Oct. 14, 2016.
- ✓ Won gold with Sweden at the 2018 World Championship, ranking tied for fourth among tournament leaders in scoring (6-8=14) and goals...represented Sweden at three consecutive World Junior Championships, winning gold in 2012 and silver in 2013...was also named to Team Sweden's roster for the 2016 World Cup of Hockey but was unable to participate due to injury.

## CAREER STATISTICS

Season	Team	League	REGULAR SEASON						PLAYOFFS				
			GP	G	A	Pts.	PIM	+/-	GP	G	A	Pts.	PIM
2010-11	Plymouth	OHL	49	20	25	45	12	+14	1	0	0	0	0
2011-12	Plymouth	OHL	60	28	34	62	12	+9	13	2	10	12	0
2012-13	Plymouth	OHL	40	21	23	44	12	+19	15	6	9	15	10
	ANAHEIM	NHL	4	0	0	0	0	-2	-	-	-	-	-
2013-14	Norfolk	AHL	46	14	23	37	12	+7	1	0	1	1	0
	ANAHEIM	NHL	18	0	4	4	2	-3	4	1	1	2	0
2014-15	ANAHEIM	NHL	71	9	22	31	10	+6	16	1	0	1	2
	Norfolk	AHL	2	1	3	4	0	+3	-	-	-	-	-
2015-16	ANAHEIM	NHL	72	20	23	43	19	-1	7	1	1	2	0
2016-17	ANAHEIM	NHL	71	33	18	51	12	+10	15	7	6	13	0
2017-18	ANAHEIM	NHL	77	34	35	69	14	+6	4	1	0	1	0
2018-19	ANAHEIM	NHL	69	18	25	43	27	-13	-	-	-	-	-
<b>NHL Totals</b>			<b>382</b>	<b>114</b>	<b>127</b>	<b>241</b>	<b>84</b>	<b>+3</b>	<b>46</b>	<b>11</b>	<b>8</b>	<b>19</b>	<b>2</b>

**NHL CAREER HAT TRICKS:** 2 (last: Mar. 30, 2019 @ EDM)

**NHL CAREER MULTIPLE-POINT GAMES:** 55 (14 multiple-goal, 14 multiple-assist)

**NHL CAREER OT GOALS:** 5 (last: Nov. 23, 2018 vs. EDM)

### NHL CAREER HIGHS:

**GOALS:** 3, two times (last: Mar. 30, 2019 @ EDM)

**ASSISTS:** 3, Nov. 9, 2017 vs. VAN

**POINTS:** 4, Jan. 11, 2015 vs. WPG (2-2=4)

**PIM:** 15, Feb. 27, 2019 vs. CHI

**TOI:** 25:34, Oct. 15, 2017 vs. BUF

**SHOTS:** 9, Feb. 25, 2018 vs. EDM

**PLUS/MINUS:** +3, five times (last: Mar. 25, 2018 @ EDM)

**GOAL STREAK:** Six games, Dec. 21, 2017-Jan. 2, 2018 (7-3=10)

**ASSIST STREAK:** Four games, two times (last: Jan. 30-Feb. 5, 2018; 3-5=8)

**POINT STREAK:** Six games, four times (last: Feb. 25-Mar. 9, 2018; 8-3=11)


**PENALTY SHOTS:** None

**MILESTONES WITHIN REACH:** 18 games to 400 NHL games

59 points to 300 NHL points



# NICK RITCHIE



[@ritchboiii](#)

[ritchboiii](#)

**SHOOTS:** Left

**HEIGHT:** 6-2

**WEIGHT:** 230

**AGE:** 23; turns 24 on December 5, 2019

**BORN:** December 5, 1995; Orangeville, Ontario

**DRAFTED:** By Anaheim in the first round (10th overall) of the 2014 NHL Draft

## 2018-19:

- ✓ Appeared in his fourth NHL season with Anaheim, registering 9-22=31 points with a +6 rating and a team-leading 82 PIM in 60 games.
- ✓ Set career highs in points, assists, plus/minus and PIM.
- ✓ Registered single-game career highs in points (0-3=3) and assists, and tied a personal best in plus/minus (+3) Dec. 29 vs. ARI.
- ✓ Appeared in his 200th career NHL game in Anaheim's 6-5 come-from-behind victory Dec. 2 @ WSH.
- ✓ Scored a career-high two goals, including his second consecutive GWG, in a 3-2 win Nov. 28 @ FLA.
- ✓ Posted a career-best four-game point streak (1-3=4) Nov. 16-23.
- ✓ Scored the game-tying goal with 16.2 seconds remaining in the third period of a 2-1 OT win Nov. 23 vs. EDM...the goal was the 14th time in franchise history the Ducks have tied the game in the last 30 seconds...extended his point streak to a career-high four games (1-3=4).
- ✓ Signed a three-year contract Oct. 17 after missing the first nine games of the season.



## CAREER:

- ✓ Established career highs in goals (14) and games played (77) in 2016-17.
- ✓ Appeared in his 100th NHL game Mar. 17, 2017 vs. BUF and scored his first career PPG (1-0=1) Oct. 26, 2016 vs. NSH.
- ✓ Made his NHL debut in 2015-16, collecting 2-2=4 points with 37 PIM in 33 games.
- ✓ Scored his first NHL goal (Kinkaid) in a 7-1 victory Mar. 14, 2015 vs. NJ and collected his first career NHL point (assist) in a 4-0 win Nov. 30, 2015 vs. VAN.
- ✓ Won gold as a member of Team Canada at the 2015 World Junior Championship, 2013 U-18 World Championship and 2012 Ivan Hlinka Memorial Tournament... was also a member of Team Ontario, which won bronze at the 2012 World U-17 Hockey Challenge.

## CAREER STATISTICS

Season	Team	League	REGULAR SEASON						PLAYOFFS				
			GP	G	A	Pts.	PIM	+/-	GP	G	A	Pts.	PIM
2011-12	Peterborough	OHL	62	16	23	39	60	-22	-	-	-	-	-
2012-13	Peterborough	OHL	41	18	17	35	50	-10	-	-	-	-	-
2013-14	Peterborough	OHL	61	39	35	74	136	+4	11	5	5	10	24
2014-15	Peterborough	OHL	25	14	18	32	69	-10	-	-	-	-	-
	Sault Ste. Marie	OHL	23	15	15	30	44	+11	14	13	13	26	28
2015-16	San Diego	AHL	38	16	14	30	59	-3	9	5	3	8	20
	ANAHEIM	NHL	33	2	2	4	37	-2	-	-	-	-	-
2016-17	ANAHEIM	NHL	77	14	14	28	62	+4	15	4	0	4	46
2017-18	ANAHEIM	NHL	76	10	17	27	72	+3	4	0	0	0	8
2018-19	ANAHEIM	NHL	60	9	22	31	82	+6	-	-	-	-	-
<b>NHL Totals</b>			<b>246</b>	<b>35</b>	<b>55</b>	<b>90</b>	<b>253</b>	<b>+11</b>	<b>19</b>	<b>4</b>	<b>0</b>	<b>4</b>	<b>54</b>

**NHL CAREER HAT TRICKS:** None

**NHL CAREER MULTIPLE-POINT GAMES:** 13 (1 multiple-goal, 6 multiple-assist)

**NHL CAREER OT GOALS:** None

### NHL CAREER HIGHS:

**GOALS:** 2, Nov. 28, 2018 @ FLA

**ASSISTS:** 3, Dec. 29, 2018 vs. ARI

**POINTS:** 3, Dec. 29, 2018 vs. ARI (0-3=3)

**PIM:** 25, Mar. 3, 2016 @ ARI

**TOI:** 23:14, Jan. 15, 2019 @ DET

**SHOTS:** 5, five times (last: Mar. 14, 2018 vs. VAN)

**PLUS/MINUS:** +3, two times (last: Dec. 29, 2018 vs. ARI)

**GOAL STREAK:** Two games, two times (last: Nov. 27-28, 2018; 3-1=4)

**ASSIST STREAK:** Three games, three times (last: Jan. 15-19, 2019; 0-3=3)

**POINT STREAK:** Four games, Nov. 16-23, 2018 (1-3=4)

**PENALTY SHOTS:** None

**MILESTONES WITHIN REACH:** 10 points to 100 NHL points  
54 games to 300 NHL games



# CARTER ROWNEY



[@carterrowney](#)

**SHOOTS:** Right

**HEIGHT:** 6-1

**WEIGHT:** 208

**AGE:** 30; turns 31 on May 10, 2020

**BORN:** May 10, 1989; Grand Prairie, Alberta

**ACQUIRED:** Signed as a free agent, July 2, 2018

**DRAFTED:** Not drafted

## 2018-19:

- ✓ Appeared in his third NHL season, his first with Anaheim...compiled 7-13=20 points in 62 games.
- ✓ Established career highs in goals, assists, points, PIM and appearances.
- ✓ Ranked second among team leaders in hits (178) and led in hits per game (2.9)... also ranked third among Anaheim forwards in SH TOI (1:54).
- ✓ Had 1-2=3 points in his final two games, including his seventh goal in Anaheim's 5-2 season-ending victory Apr. 5 vs. LA.
- ✓ Ranked fifth in the NHL during the month of March in hits (58).
- ✓ Played his 100th career NHL game in Anaheim's 3-2 win Jan. 19 @ NJ.
- ✓ Registered career highs in points (0-3=3) and assists Jan. 13 @ WPG.
- ✓ Made his Anaheim debut Oct. 3 @ SJ, scoring a goal with four hits in a 5-2 victory.
- ✓ Missed 20 games with an upper-body injury Oct. 14-Nov. 25.

## CAREER:

- ✓ Signed a three-year contract with Anaheim through the 2020-21 NHL season, July 2, 2018.
- ✓ Was a member of the 2017 Stanley Cup champion Penguins, appearing in 20 Stanley Cup Playoff games (0-3=3)...earned all three assists in Game 5 of the ECF May 21, 2017 vs. OTT.





- ✓ Made his NHL debut with Pittsburgh in 2016-17, recording 3-4=7 points with a +2 rating in 27 games...appeared in his first career NHL game Jan. 31, 2017 vs. NSH, and posted his first career point (assist) Feb. 4 @ STL...tallied his first goal, GWG and multi-point game (1-1=2) Mar. 17, 2017 vs. NJ.
- ✓ Signed as a free agent with Pittsburgh Mar. 9, 2016.
- ✓ Played five AHL seasons with Wilkes-Barre/Scranton and Abbotsford from 2012-17, collecting 47-66=133 points with a +42 rating in 191 career games...led Wilkes-Barre/Scranton with a +23 rating in 2015-16.
- ✓ In four collegiate seasons with North Dakota (WCHA), helped lead the Fighting Hawks to three consecutive WCHA championships from 2010-12.

## CAREER STATISTICS

Season	Team	League	REGULAR SEASON						PLAYOFFS				
			GP	G	A	Pts.	PIM	+/-	GP	G	A	Pts.	PIM
2009-10	North Dakota	WCHA	39	1	7	8	23	-6	-	-	-	-	-
2010-11	North Dakota	WCHA	28	3	2	5	14	0	-	-	-	-	-
2011-12	North Dakota	WCHA	42	18	15	33	18	+4	-	-	-	-	-
2012-13	North Dakota	WCHA	41	10	17	27	10	+4	-	-	-	-	-
	Abbotsford	AHL	4	1	0	1	0	+1	-	-	-	-	-
2013-14	Wheeling	ECHL	39	13	31	44	19	+23	-	-	-	-	-
	Wilkes-Barre/Scranton	AHL	24	2	2	4	6	-2	7	0	2	2	2
2014-15	Wheeling	ECHL	5	1	6	7	2	0	-	-	-	-	-
	Wilkes-Barre/Scranton	AHL	63	10	21	31	31	+14	8	2	2	4	4
2015-16	Wilkes-Barre/Scranton	AHL	74	24	32	56	37	+23	10	4	8	12	6
2016-17	Wilkes-Barre/Scranton	AHL	26	10	11	21	15	+6	-	-	-	-	-
	<b>PITTSBURGH</b>	<b>NHL</b>	<b>27</b>	<b>3</b>	<b>4</b>	<b>7</b>	<b>4</b>	<b>+2</b>	<b>20</b>	<b>0</b>	<b>3</b>	<b>3</b>	<b>4</b>
2017-18	<b>PITTSBURGH</b>	<b>NHL</b>	<b>44</b>	<b>2</b>	<b>3</b>	<b>5</b>	<b>4</b>	<b>-13</b>	<b>3</b>	<b>0</b>	<b>0</b>	<b>0</b>	<b>0</b>
2018-19	<b>ANAHEIM</b>	<b>NHL</b>	<b>62</b>	<b>7</b>	<b>13</b>	<b>20</b>	<b>12</b>	<b>0</b>	<b>-</b>	<b>-</b>	<b>-</b>	<b>-</b>	<b>-</b>
<b>NHL Totals</b>			<b>133</b>	<b>12</b>	<b>20</b>	<b>32</b>	<b>20</b>	<b>-11</b>	<b>23</b>	<b>0</b>	<b>3</b>	<b>3</b>	<b>4</b>

**NHL CAREER HAT TRICKS:** None

**NHL CAREER MULTIPLE-POINT GAMES:** 3 (0 multiple-goal, 2 multiple-assist)

**NHL CAREER OT GOALS:** None

### NHL CAREER HIGHS:

**GOALS:** 1, 12 times (last: Apr. 5, 2019 vs. LA)

**ASSISTS:** 3, Jan. 13, 2019 @ WPG

**POINTS:** 3, Jan. 13, 2019 @ WPG

**PIM:** 2, 10 times (last: Mar. 15, 2019 @ COL)

**TOI:** 18:29, Apr. 8, 2017 w/PIT @ TOR

**SHOTS:** 5, Nov. 27, 2017 w/PIT vs. PHI

**PLUS/MINUS:** +2, three times (last: Mar. 8, 2019 vs. MTL)

**GOAL STREAK:** None

**ASSIST STREAK:** None

**POINT STREAK:** Three games, Apr. 2-6, 2017 (1-2=3)

**PENALTY SHOTS:** None

**MILESTONES WITHIN REACH:** 38 games to 100 games as a Duck  
67 games to 200 NHL games



# DEVIN SHORE



**SHOOTS:** Left

**HEIGHT:** 6-1

**WEIGHT:** 206

**AGE:** 25; turns 26 on July 19, 2020

**BORN:** July 19, 1994; Ajax, Ontario

**ACQUIRED:** From Dallas in exchange for Andrew Cogliano, January 14, 2019

**DRAFTED:** By Dallas in the second round (61st overall) of the 2012 NHL Draft

## 2018-19:

- ✓ Appeared in his third NHL season, split with Anaheim and Dallas...combined for 10-19=29 points with 13 PIM in 76 games.
- ✓ Scored a career-high four GWG and tied a career best with two PPG...finished the season with six multi-point games, including one multi-goal contest and four multi-assist games.
- ✓ Collected 5-7=12 points in 34 games with the Ducks.
- ✓ Made his Anaheim debut Jan. 15 @ DET following his acquisition from Dallas the day prior.
- ✓ Skated in his 200th career NHL game with Dallas Dec. 23 vs. NYI.
- ✓ Matched a career high with two goals (2-0=2) Nov. 8 vs. SJ, and established a career best with three points (1-2=3) Oct. 30 @ MTL.
- ✓ Set career highs in both point and assist streaks Oct. 19-25 (three games, 0-4=4).

## CAREER:

- ✓ Established a career-best 21 assists with Dallas in 2017-18...appeared in all 82 regular-season games for the second consecutive season.



- ✓ Set career highs in points (13-20=33) and goals in his first full NHL season with Dallas in 2016-17...also recorded several career firsts, including first point (assist, Oct. 13, 2016 vs. ANA), first goal and multi-point game (1-1=2, Oct. 15, 2016 @ COL), and first multi-goal contest (2-0=2, Dec. 10, 2016 vs. PHI).
- ✓ Made his NHL debut Nov. 3, 2015 @ BOS...was named the AHL's 2015-16 Player of the Month for October after collecting 8-3=11 points in eight games.
- ✓ Played three collegiate seasons at Maine (Hockey East), earning 34-70=104 points in 112 career games...served as team captain and named to the Hockey East Second Team in his junior season in 2014-15...in his sophomore campaign, named a Second Team All-American and to the Hockey East First Team.

## CAREER STATISTICS

Season	Team	League	REGULAR SEASON						PLAYOFFS				
			GP	G	A	Pts.	PIM	+/-	GP	G	A	Pts.	PIM
2012-13	Maine	Hockey East	38	6	20	26	10	-2	-	-	-	-	-
2013-14	Maine	Hockey East	35	14	29	43	38	+13	-	-	-	-	-
2014-15	Maine	Hockey East	39	14	21	35	20	-10	-	-	-	-	-
	Texas	AHL	19	4	2	6	4	-3	3	1	0	1	0
2015-16	Texas	AHL	23	15	11	26	8	+3	-	-	-	-	-
	DALLAS	NHL	3	0	0	0	0	+2	-	-	-	-	-
2016-17	DALLAS	NHL	82	13	20	33	14	-4	-	-	-	-	-
2017-18	DALLAS	NHL	82	11	21	32	14	-30	-	-	-	-	-
2018-19	DALLAS	NHL	42	5	12	17	7	0	-	-	-	-	-
	ANAHEIM	NHL	34	5	7	12	6	-12	-	-	-	-	-
NHL Totals			243	34	60	94	41	-44	-	-	-	-	-

**NHL CAREER HAT TRICKS:** None

**NHL CAREER MULTIPLE-POINT GAMES:** 17 (2 multiple-goal, 6 multiple-assist)

**NHL CAREER OT GOALS:** None

### NHL CAREER HIGHS:

**GOALS:** 2, two times (last: Nov. 8, 2018 w/DAL vs. SJ)

**ASSISTS:** 2, six times (last: Dec. 12, 2018 w/DAL @ ANA)

**POINTS:** 3, Oct. 30, 2018 w/DAL @ MTL (1-2=3)

**PIM:** 5, Dec. 3, 2017 w/DAL vs. EDM

**TOI:** 20:54, Oct. 26, 2017 w/DAL @ EDM

**SHOTS:** 6, Apr. 6, 2017 w/DAL vs. NSH

**PLUS/MINUS:** +3, Jan. 9, 2017 w/DAL @ LA

**GOAL STREAK:** Two games, four times (last: Oct. 30-Nov. 1, 2018; 2-2=4)

**ASSIST STREAK:** Three games, Oct. 19-25, 2018 (0-4=4)

**POINT STREAK:** Three games, Oct. 19-25, 2018 (0-4=4)

**PENALTY SHOTS:** None

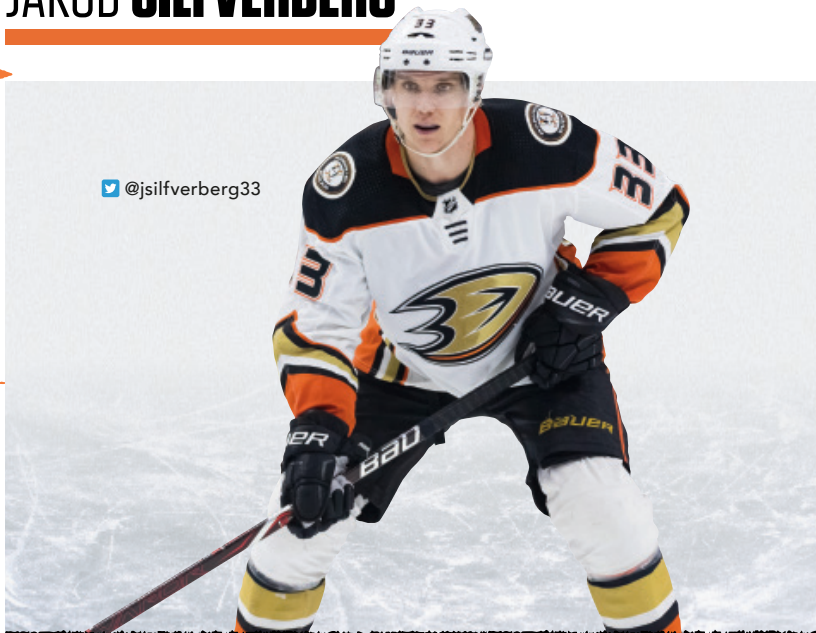
**MILESTONES WITHIN REACH:** 6 points to 100 NHL points

57 games to 300 NHL games

66 games to 100 games as a Duck



# JAKOB SILFVERBERG



[@jsilfverberg33](#)

**SHOOTS:** Right

**HEIGHT:** 6-0

**WEIGHT:** 208

**AGE:** 29; turns 30 on October 13, 2020

**BORN:** October 13, 1990; Gavle, Sweden

**ACQUIRED:** From Ottawa with Stefan Noesen and a first-round selection in the 2014 NHL Draft in exchange for Bobby Ryan, July 5, 2013

**DRAFTED:** By Ottawa in the second round (39th overall) of the 2009 NHL Draft

## 2018-19:

- ✓ Appeared in his seventh NHL season, his sixth with Anaheim...registered 24-19=43 points in 73 games...established a career high in goals.
- ✓ Led the Ducks in goals, GWG (4), SHG (2) and SHP (3), ranked second in shots (163), tied for second in points, third in points-per-game (.59), and tied for third in PPP (11).
- ✓ Averaged over a point-per-game after he signed his five-year contract extension Mar. 2...in his final 17 games, recorded 8-11=19 points with a +10 rating to help the Ducks to an 11-5-1 record.
- ✓ Scored his second career OT goal as part of a three-point performance (1-2=3) Mar. 22 vs. SJ.
- ✓ Posted a career-high seven-game point streak (5-4=9) Mar. 3-14...sparked the streak by becoming the ninth Duck to score 100 goals with the franchise Mar. 3 vs. COL.
- ✓ Scored his 100th career NHL goal Dec. 7 vs. CAR...the goal was his seventh career SHG, which moved him into a share of sixth place on the franchise's all-time SHG list (6) with Steve Rucchin, Corey Perry and Joe Sacco.
- ✓ Posted a career-high four-game goal streak (4-0=4) from Dec. 5-12.
- ✓ Recorded his 200th point as a Duck Nov. 7 vs. CGY.

## CAREER:

- ✓ Signed a five-year contract with Anaheim through the 2023-24 NHL season, Mar. 2, 2019.
- ✓ Scored two goals in 35 seconds during the third period Nov. 9, 2017 vs. VAN, marking the second-fastest goals by a single player in franchise history.
- ✓ Established a career high in points (49) and tied a career best in assists (26) in 2016-17.



- ✓ Recorded his first career 20-goal season along with 39 points and a +8 rating in 2015-16.
- ✓ Earned his first career hat trick, first four-point game (3-1=4) and first +4 rating to lead Anaheim to a 7-1 win Mar. 14, 2016 vs. NJ.
- ✓ Led the league with nine shootout goals (9-for-13) and shootout percentage (69.2%, min. five attempts) in 2014-15...only four players had scored more than nine shootout goals in a single season since 2005-06.
- ✓ Has represented Sweden on the international stage on seven occasions, winning medals at the 2014 Olympic Winter Games (silver), 2011 World Championship (silver) and 2010 World Junior Championship (bronze)...also played for Sweden at the 2016 World Cup of Hockey.

## CAREER STATISTICS

Season	Team	League	REGULAR SEASON						PLAYOFFS				
			GP	G	A	Pts.	PIM	+/-	GP	G	A	Pts.	PIM
2005-06	Brynas U-18	Sweden U-18	8	0	0	0	0	-	-	-	-	-	-
2006-07	Brynas U-18	Sweden U-18	14	3	8	11	6	-	3	0	0	0	0
	Brynas Jr.	Sweden Jr.	6	1	3	4	0	-	-	-	-	-	-
2007-08	Brynas U-18	Sweden U-18	5	5	3	8	2	-	5	3	4	7	2
	Brynas Jr.	Sweden Jr.	30	8	12	20	8	-	7	3	0	3	2
2008-09	Brynas Jr.	Sweden Jr.	30	14	24	38	6	-	-	-	-	-	-
	Brynas	Sweden	16	3	1	4	2	-	4	0	0	0	2
2009-10	Brynas	Sweden	48	8	8	16	4	-	5	1	1	2	2
2010-11	Brynas	Sweden	53	18	16	34	16	-	5	0	4	4	2
2011-12	Brynas	Sweden	49	24	30	54	10	-	16	13	7	20	4
	<b>OTTAWA</b>	<b>NHL</b>	-	-	-	-	-	-	<b>2</b>	<b>0</b>	<b>0</b>	<b>0</b>	<b>2</b>
2012-13	Binghamton	AHL	34	13	16	29	2	+4	-	-	-	-	-
	<b>OTTAWA</b>	<b>NHL</b>	<b>48</b>	<b>10</b>	<b>9</b>	<b>19</b>	<b>12</b>	<b>+9</b>	<b>10</b>	<b>2</b>	<b>2</b>	<b>4</b>	<b>2</b>
2013-14	<b>ANAHEIM</b>	<b>NHL</b>	<b>52</b>	<b>10</b>	<b>13</b>	<b>23</b>	<b>12</b>	<b>+2</b>	<b>13</b>	<b>2</b>	<b>0</b>	<b>2</b>	<b>4</b>
	Sweden	Olympics	6	0	1	1	2	+1	-	-	-	-	-
2014-15	<b>ANAHEIM</b>	<b>NHL</b>	<b>81</b>	<b>13</b>	<b>26</b>	<b>39</b>	<b>24</b>	<b>+15</b>	<b>16</b>	<b>4</b>	<b>14</b>	<b>18</b>	<b>16</b>
2015-16	<b>ANAHEIM</b>	<b>NHL</b>	<b>82</b>	<b>20</b>	<b>19</b>	<b>39</b>	<b>32</b>	<b>+8</b>	<b>7</b>	<b>0</b>	<b>5</b>	<b>5</b>	<b>6</b>
2016-17	<b>ANAHEIM</b>	<b>NHL</b>	<b>79</b>	<b>23</b>	<b>26</b>	<b>49</b>	<b>20</b>	<b>+10</b>	<b>17</b>	<b>9</b>	<b>5</b>	<b>14</b>	<b>6</b>
2017-18	<b>ANAHEIM</b>	<b>NHL</b>	<b>77</b>	<b>17</b>	<b>23</b>	<b>40</b>	<b>18</b>	<b>+6</b>	<b>4</b>	<b>1</b>	<b>1</b>	<b>2</b>	<b>2</b>
2018-19	<b>ANAHEIM</b>	<b>NHL</b>	<b>73</b>	<b>24</b>	<b>19</b>	<b>43</b>	<b>28</b>	<b>-9</b>	-	-	-	-	-
<b>NHL Totals</b>			<b>492</b>	<b>117</b>	<b>135</b>	<b>252</b>	<b>146</b>	<b>+41</b>	<b>69</b>	<b>18</b>	<b>27</b>	<b>45</b>	<b>38</b>
<b>Anaheim Totals</b>			<b>444</b>	<b>107</b>	<b>126</b>	<b>233</b>	<b>134</b>	<b>+32</b>	<b>57</b>	<b>16</b>	<b>25</b>	<b>41</b>	<b>34</b>

**NHL CAREER HAT TRICKS:** 1, Mar. 14, 2016 vs. NJ

**NHL CAREER MULTIPLE-POINT GAMES:** 44 (14 multiple-goal, 15 multiple-assist)

**NHL CAREER OT GOALS:** 2, (last: Mar. 22, 2019 vs. SJ)

### NHL CAREER HIGHS:

**GOALS:** 3, Mar. 14, 2016 vs. NJ

**ASSISTS:** 3, two times (last: Oct. 3, 2018 @ SJ)

**POINTS:** 4, two times (last: Nov. 10, 2016 @ CAR; 2-2=4)

**PIM:** 4, six times (last: Dec. 27, 2018 @ SJ)

**TOI:** 23:55, Mar. 9, 2017 @ CHI

**SHOTS:** 9, two times (last: Mar. 24, 2017 vs. WPG)

**PLUS/MINUS:** +4, two times (last: Nov. 10, 2016 @ CAR)

**GOAL STREAK:** Four games, Dec. 5-12, 2018 (4-0=4)

**ASSIST STREAK:** Four games, Mar. 3-8, 2019 (2-4=6)

**POINT STREAK:** Seven games, Mar. 3-14, 2019 (5-4=9)

**PENALTY SHOTS:** None

**MILESTONES WITHIN REACH:** 8 appearances to 500 NHL games


48 points to 300 NHL points

56 appearances to 500 games as a Duck





# DANIEL SPRONG



[@sprong97](#)

[sprong11](#)

**SHOOTS:** Right

**HEIGHT:** 5-11

**WEIGHT:** 191

**AGE:** 22; turns 23 on March 17, 2020

**BORN:** March 17, 1997; Amsterdam, Netherlands

**ACQUIRED:** From Pittsburgh in exchange for Marcus Pettersson, December 3, 2018

**DRAFTED:** By Pittsburgh in the second round (46th overall) of the 2015 NHL Draft

## 2018-19:

- ✓ Split his first full NHL season with Anaheim and Pittsburgh, combining for 14-9=23 points in 63 games.
- ✓ Collected 14-5=19 points in 47 games with the Ducks following his Dec. 3 acquisition from the Penguins...ranked tied for second among Anaheim leaders in GWG (3).
- ✓ Posted a career-high three-game goal streak (3-0=3) Mar. 8-12.
- ✓ Picked up a career-high two assists and earned a career-tying +3 rating Jan. 13 @ WPG.
- ✓ Scored his first career PPG Dec. 29 vs. ARI.
- ✓ Recorded his first career OT goal and second career multi-goal game (2-0=2) Dec. 15 @ CBJ.
- ✓ Collected the game-deciding goal in his first career shootout attempt Dec. 9 vs. NJ.
- ✓ Began the campaign in Pittsburgh, earning four assists (0-4=4) in 16 games.



## CAREER:

- ✓ Recorded 2-1=3 points with a +2 rating in eight games with Pittsburgh in 2017-18...posted his first three-point game (2-1=3), first multi-goal game, first career assist and first GWG, along with a career-best +3 rating Jan. 5, 2018 @ NYI.
- ✓ Appeared in his first NHL season with Pittsburgh in 2015-16, becoming the NHL's first Dutch-born player since defenseman Ed Kea (1974-83)...made his NHL debut Oct. 8, 2015 @ DAL and scored his first NHL goal Oct. 15, 2015 vs. OTT...was the third-youngest player to appear in a game for Pittsburgh since 2005 at 18 years, six months and 21 days (Sidney Crosby, 18 years, 1 month, 28 days; Jordan Staal, 18 years, 25 days).
- ✓ Collected 32-33=65 points in 65 games for Wilkes-Barre/Scranton (AHL) in 2017-18, setting a franchise single-season rookie record for goals...was named to the AHL's All-Star Classic and the AHL All-Rookie Team.
- ✓ Made two trips to the Calder Cup Playoffs with the AHL Penguins in 2016 and 2017, registering 6-2=8 points in 13 games.
- ✓ Earned 117-144=261 points in 199 career QMJHL games with Charlottetown...was named to the QMJHL All-Rookie Team in 2013-14.

## CAREER STATISTICS

Season	Team	League	REGULAR SEASON						PLAYOFFS					
			GP	G	A	Pts.	PIM	+/-	GP	G	A	Pts.	PIM	
2013-14	Charlottetown	QMJHL	67	30	38	68	20	-20	4	4	1	5	0	
2014-15	Charlottetown	QMJHL	68	39	49	88	18	-23	10	7	4	11	6	
2015-16	<b>PITTSBURGH</b>	<b>NHL</b>	<b>18</b>	<b>2</b>	<b>0</b>	<b>2</b>	<b>0</b>	<b>-1</b>	-	-	-	-	-	
	Charlottetown	QMJHL	33	16	30	46	22	-7	12	4	11	15	12	
	Wilkes-Barre/Scranton	AHL	-	-	-	-	-	-	10	5	2	7	2	
2016-17	Charlottetown	QMJHL	31	32	27	59	8	+29	12	9	11	20	17	
2017-18	Wilkes-Barre/Scranton	AHL	65	32	33	65	28	+4	3	1	0	1	0	
	<b>PITTSBURGH</b>	<b>NHL</b>	<b>8</b>	<b>2</b>	<b>1</b>	<b>3</b>	<b>0</b>	<b>+2</b>	-	-	-	-	-	
2018-19	<b>PITTSBURGH</b>	<b>NHL</b>	<b>16</b>	<b>0</b>	<b>4</b>	<b>4</b>	<b>0</b>	<b>-7</b>	-	-	-	-	-	
	<b>ANAHEIM</b>	<b>NHL</b>	<b>47</b>	<b>14</b>	<b>5</b>	<b>19</b>	<b>10</b>	<b>-9</b>	-	-	-	-	-	
<b>NHL Totals</b>			<b>89</b>	<b>18</b>	<b>10</b>	<b>28</b>	<b>10</b>	<b>-15</b>	-	-	-	-	-	

**NHL CAREER HAT TRICKS:** None

**NHL CAREER MULTIPLE-POINT GAMES:** 5 (2 multiple-goal, 1 multiple-assist)

**NHL CAREER OT GOALS:** 1, Dec. 15, 2018 @ CBJ

### NHL CAREER HIGHS:

**GOALS:** 2, two times (last: Dec. 15, 2018 @ CBJ)

**ASSISTS:** 2, Jan. 13, 2019 @ WPG

**POINTS:** 3, Jan. 5, 2018 w/PIT @ NYI

**PIM:** 2, five times (last: Mar. 29, 2019 @ CGY)

**TOI:** 18:08, Dec. 31, 2017 w/PIT @ DET

**SHOTS:** 6, four times (last: Mar. 1, 2019 vs. VGK)

**PLUS/MINUS:** +3, two times (last: Jan. 13, 2019 @ WPG)

**GOAL STREAK:** Three games, Mar. 8-12, 2019 (3-0=3)

**ASSIST STREAK:** Two games, Oct. 4-6, 2018 (0-2=2)


**POINT STREAK:** Three games, Mar. 8-12, 2019 (3-0=3)

**PENALTY SHOTS:** None

**MILESTONES WITHIN REACH:** 11 games to 100 NHL games



# CHRIS WIDEMAN

 @Chris\_Wideman

 wides6



**SHOOTS:** Right

**HEIGHT:** 5-10

**WEIGHT:** 190

**AGE:** 29; turns 30 on January 7, 2020

**BORN:** January 7, 1990; St. Louis, Missouri

**ACQUIRED:** Signed as a free agent, July 16, 2019

**DRAFTED:** By Ottawa in the fourth round (100th overall) of the 2009 NHL Draft

## 2018-19:

- ✓ Appeared in his fourth NHL season, split between Ottawa, Edmonton and Florida...combined for 2-5=7 points and 18 PIM in 25 games with the Senators, Oilers and Panthers.
- ✓ Recorded his first career multi-goal game (2-0=2) to lead Ottawa to a 5-1 win Oct. 13 vs. LA.
- ✓ Earned assists in a season-high three straight games (0-3=3) Oct. 28-Nov. 1.
- ✓ Played the remainder of the season in the AHL with Springfield and Wilkes-Barre/Scranton, registering 3-12=15 points in 19 games.

## CAREER:

- ✓ Signed a one-year, two-way contract with Anaheim through the 2019-20 season, July 16, 2019.
- ✓ Missed the final 65 games of the 2017-18 season after suffering a torn right hamstring Nov. 16, 2017 vs. PIT.
- ✓ Helped the Senators to a berth in the 2017 Eastern Conference Final with 1-3=4 points in 15 Stanley Cup Playoff games.
- ✓ Scored the 5,000th goal in Senators franchise history Nov. 16, 2015 vs. DET.



- ✓ Made his NHL debut with Ottawa Oct. 17, 2015 vs. NSH and scored his first career NHL goal Nov. 7, 2015 @ CAR.
- ✓ Earned the Eddie Shore Award as the AHL's best defenseman in 2014-15...earned the award after collecting 19-42=61 points in 75 games with Binghamton...was also named to the AHL's 2014-15 First All-Star Team.
- ✓ Appeared in 163 career CCHA games with Miami (Ohio), which ranked third in school history...was named to the CCHA All-Conference Second Team in 2010-11 and helped the RedHawks to a Frozen Four appearance for the second consecutive season in 2009-10.

## CAREER STATISTICS

Season	Team	League	REGULAR SEASON						PLAYOFFS				
			GP	G	A	Pts.	PIM	+/-	GP	G	A	Pts.	PIM
2007-08	Cedar Rapids	USHL	53	2	12	14	51	-1	1	0	0	0	0
2008-09	Miami (Ohio)	CCHA	39	0	26	26	56		-	-	-	-	-
2009-10	Miami (Ohio)	CCHA	44	5	17	22	63		-	-	-	-	-
2010-11	Miami (Ohio)	CCHA	39	3	20	23	32		-	-	-	-	-
2011-12	Miami (Ohio)	CCHA	41	4	20	24	40		-	-	-	-	-
2012-13	Elmira	ECHL	5	0	5	5	7	+2	-	-	-	-	-
	Binghamton	AHL	60	2	16	18	46	+8	3	1	2	3	2
2013-14	Binghamton	AHL	73	9	42	51	101	+5	4	1	0	1	6
2014-15	Binghamton	AHL	75	19	42	61	116	+9	-	-	-	-	-
<b>2015-16</b>	<b>OTTAWA</b>	<b>NHL</b>	<b>64</b>	<b>6</b>	<b>7</b>	<b>13</b>	<b>34</b>	<b>+4</b>	-	-	-	-	-
<b>2016-17</b>	<b>OTTAWA</b>	<b>NHL</b>	<b>76</b>	<b>5</b>	<b>12</b>	<b>17</b>	<b>46</b>	<b>+7</b>	<b>15</b>	<b>1</b>	<b>3</b>	<b>4</b>	<b>4</b>
<b>2017-18</b>	<b>OTTAWA</b>	<b>NHL</b>	<b>16</b>	<b>3</b>	<b>5</b>	<b>8</b>	<b>6</b>	<b>+5</b>	-	-	-	-	-
<b>2018-19</b>	<b>OTTAWA</b>	<b>NHL</b>	<b>19</b>	<b>2</b>	<b>3</b>	<b>5</b>	<b>12</b>	<b>-9</b>	-	-	-	-	-
	<b>EDMONTON</b>	<b>NHL</b>	<b>5</b>	<b>0</b>	<b>2</b>	<b>2</b>	<b>4</b>	<b>-2</b>	-	-	-	-	-
	<b>FLORIDA</b>	<b>NHL</b>	<b>1</b>	<b>0</b>	<b>0</b>	<b>0</b>	<b>2</b>	<b>-1</b>	-	-	-	-	-
	Springfield	AHL	16	3	10	13	12	-2	-	-	-	-	-
	Wilkes-Barre/Scranton	AHL	3	0	2	2	7	-2	-	-	-	-	-
<b>NHL Totals</b>			<b>181</b>	<b>16</b>	<b>29</b>	<b>45</b>	<b>104</b>	<b>+4</b>	<b>15</b>	<b>1</b>	<b>3</b>	<b>4</b>	<b>4</b>
<b>AHL Totals</b>			<b>227</b>	<b>33</b>	<b>112</b>	<b>145</b>	<b>282</b>	<b>+18</b>	<b>7</b>	<b>2</b>	<b>2</b>	<b>4</b>	<b>8</b>

**NHL CAREER HAT TRICKS:** None

**NHL CAREER MULTIPLE-POINT GAMES:** 3 (1 multiple-goal, 1 multiple-assist)

**NHL CAREER OT GOALS:** None

### NHL CAREER HIGHS:

**GOALS:** 2, Oct. 13, 2018 w/OTT vs. LA

**ASSISTS:** 2, Oct. 15, 2016 w/OTT vs. MTL

**POINTS:** 2, three times (last: Oct. 13, 2018 w/OTT vs. LA)

**PIM:** 7, two times (last: Feb. 27, 2017 w/OTT @ TB)

**TOI:** 25:12, Apr. 1, 2017 w/OTT @ WPG

**SHOTS:** 8, Mar. 11, 2017 w/OTT @ COL

**PLUS/MINUS:** +3, Feb. 27, 2016 w/OTT @ CGY

**GOAL STREAK:** Two games, three times (last: Oct. 13, 14, 2017; 2-0=2)

**ASSIST STREAK:** Three games, Oct. 28-30, 2018 (0-3=3)

**POINT STREAK:** Three games, two times (last: Oct. 28-30, 2018; 0-3=3)

**PENALTY SHOTS:** None

**MILESTONES WITHIN REACH:** 19 appearances to 200 NHL games



# IN THE SYSTEM



**SIMON BENOIT**  
DEFENSEMAN

simon\_benoit11


**SHOOTS:** Left    **HEIGHT:** 6-3    **WEIGHT:** 191  
**BORN:** September 19, 1998; Laval, Quebec  
**ACQUIRED:** Signed as a free agent, March 7, 2019  
**DRAFTED:** Not drafted

- ✓ Made his AHL debut with San Diego in 2018-19, earning 2-14=16 points with a +16 rating in 65 games...co-led San Diego and ranked tied for fifth among AHL rookie defensemen in plus/minus...also led Gulls defensemen in games and ranked third in assists...added three assists (0-3=3) in 16 Calder Cup Playoff games.
- ✓ Signed a three-year entry-level contract beginning 2019-20, Mar. 7, 2019...originally signed a one-year AHL contract with San Diego Sept. 27, 2018.
- ✓ Played three QMJHL seasons with Shawinigan from 2015-18, collecting 8-35=43 points and 136 PIM in 182 career games.

## REGULAR SEASON

## PLAYOFFS

Season	Team	League	GP	G	A	Pts.	PIM	+/-	GP	G	A	Pts.	PIM
2015-16	Shawinigan	QMJHL	55	1	2	3	22	+1	2	0	0	0	0
2016-17	Shawinigan	QMJHL	64	2	10	12	47	+4	6	0	0	0	0
2017-18	Shawinigan	QMJHL	63	5	23	28	67	-37	-	-	-	-	-
2018-19	San Diego	AHL	65	2	14	16	33	+16	16	0	3	3	6
<b>AHL Totals</b>			<b>65</b>	<b>2</b>	<b>14</b>	<b>16</b>	<b>33</b>	<b>+16</b>	<b>16</b>	<b>0</b>	<b>3</b>	<b>3</b>	<b>6</b>



**KEVIN BOYLE**  
GOALTENDER

boyle530

**CATCHES:** Left    **HEIGHT:** 6-0    **WEIGHT:** 201  
**BORN:** May 30, 1992; Manalapan, New Jersey  
**ACQUIRED:** Signed as a free agent, March 30, 2016  
**DRAFTED:** Not drafted

- ✓ Made his NHL debut with Anaheim in 2018-19, going 1-3-0 with a 2.17 GAA and .928 SV%...stopped 24-of-26 shots in his NHL debut in relief Feb. 9 @ PHI...earned his first career NHL win Feb. 13 vs. VAN...his 35-save shutout marked the sixth-most saves in NHL history in a goaltender's first NHL start...at 26 years, 8 months, 14 days, was the first goaltender age 26-or-older to record a shutout in his first NHL start since 1986.
- ✓ Went 24-15-0 with a 2.90 GAA and .907 SV% in 43 games for San Diego (AHL) in 2018-19...appeared in seven Calder Cup Playoff games in 2019, posting a 3-3 record with a 2.25 GAA and .920 SV%...represented San Diego at the 2019 AHL All-Star Classic.
- ✓ Signed a two-year, two-way contract extension through the 2019-20 season, June 18, 2018.
- ✓ Named Hockey East 2015-16 Goaltender of the Year and Hockey East Co-Player of the Year...was the first player in Hockey East history to win conference Player of the Year honors as a Second-Team All-Conference selection.



# IN THE SYSTEM



REGULAR SEASON										PLAYOFFS					
Season	Team	League	GP	MIN	GA	SO	GAA	W-L-T	SV%	GP	MIN	GA	SO	GAA	W-L
2010-11	Westside	BCHL	39	2205	111	1	2.99	20-15-1	.903	12	700	35	1	3.00	6-6
2011-12	UMass-Amherst	H-East	21	1140	57	0	3.00	8-7-4	.895	-	-	-	-	-	-
2012-13	UMass-Amherst	H-East	20	1185	54	1	2.73	8-10-2	.897	-	-	-	-	-	-
2014-15	UMass-Lowell	H-East	34	1962	79	3	2.42	18-9-6	.915	-	-	-	-	-	-
2015-16	UMass-Lowell	H-East	39	2364	72	7	1.83	24-10-5	.934	-	-	-	-	-	-
2016-17	Utah	ECHL	16	967	44	0	2.73	9-6-0	.908	5	289	16	0	3.32	1-4
	San Diego	AHL	19	1111	42	1	2.27	10-5-4	.924	-	-	-	-	-	-
2017-18	San Diego	AHL	35	2052	91	1	2.66	19-13-2	.921	-	-	-	-	-	-
2018-19	San Diego	AHL	43	2362	114	0	2.90	24-15-0	.907	7	374	14	1	2.25	3-3
	<b>ANAHEIM</b>	<b>NHL</b>	<b>5</b>	<b>277</b>	<b>10</b>	<b>1</b>	<b>2.17</b>	<b>1-3-0</b>	<b>.928</b>	-	-	-	-	-	-
<b>NHL Totals</b>			<b>5</b>	<b>277</b>	<b>10</b>	<b>1</b>	<b>2.17</b>	<b>1-3-0</b>	<b>.928</b>	-	-	-	-	-	-
<b>AHL Totals</b>			<b>97</b>	<b>5525</b>	<b>247</b>	<b>2</b>	<b>2.68</b>	<b>53-31-8</b>	<b>.916</b>	<b>7</b>	<b>374</b>	<b>14</b>	<b>1</b>	<b>2.25</b>	<b>3-3</b>



**SAM CARRICK**  
CENTER

[@carrick\\_sam](#)  
[samcarrick](#)

**SHOOTS:** Right    **HEIGHT:** 6-0    **WEIGHT:** 205

**BORN:** February 4, 1992; Markham, Ontario

**ACQUIRED:** From Chicago with Spencer Abbott in exchange for Kenton Helgesen and a seventh-round selection in the 2019 NHL Draft, March 1, 2017


**DRAFTED:** By Toronto in the fifth round (144th overall) of the 2010 NHL Draft

- ✓ Appeared in six games with the Ducks in 2018-19, and earned his first point (assist) with Anaheim Mar. 30 @ EDM.
- ✓ Led San Diego (AHL) in points (32-29=61), goals, PPG (11) and SHG (3), and ranked second in assists in 2018-19...ranked second among team leaders in playoff points (7-7=14) and co-lead in playoff goals as the Gulls advanced to the Western Conference Finals.
- ✓ Collected 1-1=2 points with 13 PIM in 19 NHL games with Toronto from 2014-16...made his NHL debut Nov. 1, 2014 vs. CHI and scored his first career NHL goal against Roberto Luongo Mar. 26, 2015 vs. FLA.
- ✓ Helped lead the AHL Marlies to the Western Conference Finals of the 2014 Calder Cup Playoffs with 5-4=9 points in 14 contests.
- ✓ Signed a one-year contract extension with Anaheim through the 2019-20 season, June 20, 2019.

REGULAR SEASON										PLAYOFFS				
Season	Team	League	GP	G	A	Pts.	PIM	+/-		GP	G	A	Pts.	PIM
2008-09	Brampton	OHL	61	10	11	21	47	-2		21	1	0	1	16
2009-10	Brampton	OHL	66	21	21	42	96	0		8	2	2	4	8
2010-11	Brampton	OHL	59	16	23	39	74	-15		4	0	1	1	4
2011-12	Brampton	OHL	68	37	30	67	104	+9		8	4	4	8	16
2012-13	Idaho	ECHL	50	16	21	37	70	+15		-	-	-	-	-
	Toronto	AHL	19	2	2	4	18	-2		5	0	0	0	0
2013-14	Toronto	AHL	62	14	21	35	115	+17		14	5	4	9	10
2014-15	Toronto	AHL	59	9	18	27	112	-1		5	1	2	3	4
	<b>TORONTO</b>	<b>NHL</b>	<b>16</b>	<b>1</b>	<b>1</b>	<b>2</b>	<b>9</b>	<b>+1</b>		-	-	-	-	-
2015-16	Toronto	AHL	52	16	18	34	90	+11		12	0	5	5	19
	<b>TORONTO</b>	<b>NHL</b>	<b>3</b>	<b>0</b>	<b>0</b>	<b>0</b>	<b>4</b>	<b>-2</b>		-	-	-	-	-
2016-17	Rockford	AHL	57	11	17	28	85	-14		-	-	-	-	-
	San Diego	AHL	15	3	8	11	20	+3		10	4	3	7	1
2017-18	San Diego	AHL	67	13	28	41	83	+2		-	-	-	-	-
2018-19	San Diego	AHL	61	32	29	61	90	+7		16	7	7	14	21
	<b>ANAHEIM</b>	<b>NHL</b>	<b>6</b>	<b>0</b>	<b>1</b>	<b>1</b>	<b>2</b>	<b>-1</b>		-	-	-	-	-
<b>NHL Totals</b>			<b>25</b>	<b>1</b>	<b>2</b>	<b>3</b>	<b>15</b>	<b>-2</b>		-	-	-	-	-
<b>AHL Totals</b>			<b>392</b>	<b>100</b>	<b>141</b>	<b>241</b>	<b>613</b>	<b>+23</b>		<b>62</b>	<b>17</b>	<b>21</b>	<b>38</b>	<b>68</b>

CALIFORNIA REPUBLIC

# IN THE SYSTEM



**MAX COMTOIS**

**LEFT WING**

🐦 @comtois20

📷 comer.44

**SHOOTS:** Left     **HEIGHT:** 6-2     **WEIGHT:** 215

**BORN:** January, 8, 1999; Longueuil, Quebec

**DRAFTED:** By Anaheim in the second round (50th overall) of the 2017 NHL Draft

- ✓ Made his NHL debut in 2018-19 with Anaheim, earning 2-5=7 points with a +3 rating in 10 games...became the second rookie in franchise history to record at least one point in each of his first three career games (2-1=3), and the first Duck to score in his first two career NHL games from the start of a season (Oct. 3-6)...scored his first career goal in his NHL debut Oct. 3 @ SJ...his goal 49 seconds into the game was the fastest to start an NHL career since 1989.
- ✓ Combined for 16-8=24 points with a +9 rating in 28 AHL and QMJHL playoff games in 2019.
- ✓ Collected 123-121=244 points with a +71 rating in 205 career QMJHL games with Drummondville and Victoriaville...concluded the 2017-18 season with Victoriaville on a 20-game point streak (24-23=47), marking the second-longest streak in the QMJHL.
- ✓ Helped Team Canada to gold at the 2018 World Junior Championship (3-3=6) and served as team captain at the 2019 tournament (5-1=6)...represented Canada Red at the 2015 World U-17 Hockey Challenge, earning tournament All-Star Team honors after leading all players with six assists in six games...also played for Canada at the U-18 World Championship (2016 and 2017) and 2016 Ivan Hlinka Memorial.

## REGULAR SEASON

## PLAYOFFS

Season	Team	League	GP	G	A	Pts.	PIM	+/-	GP	G	A	Pts.	PIM
2015-16	Victoriaville	QMJHL	62	26	34	60	68	+4	5	1	5	6	4
2016-17	Victoriaville	QMJHL	64	22	29	51	88	-7	4	1	0	1	8
2017-18	Victoriaville	QMJHL	54	44	41	85	79	+43	13	4	8	12	16
2018-19	<b>ANAHEIM</b>	<b>NHL</b>	<b>10</b>	<b>2</b>	<b>5</b>	<b>7</b>	<b>7</b>	<b>+3</b>	-	-	-	-	-
	San Diego	AHL	4	1	0	1	2	-2	12	5	4	9	4
	Drummondville	QMJHL	25	31	17	48	32	+31	16	11	4	15	24
<b>NHL Totals</b>			<b>10</b>	<b>2</b>	<b>5</b>	<b>7</b>	<b>7</b>	<b>+3</b>	-	-	-	-	-
<b>AHL Totals</b>			<b>4</b>	<b>1</b>	<b>0</b>	<b>1</b>	<b>2</b>	<b>-2</b>	<b>12</b>	<b>5</b>	<b>4</b>	<b>9</b>	<b>4</b>



**CHASE DE LEO**

**CENTER**

🐦 @Dels9

📷 cdeleo95

**SHOOTS:** Left     **HEIGHT:** 5-9     **WEIGHT:** 186

**BORN:** October 25, 1995; La Mirada, California

**ACQUIRED:** From Winnipeg in exchange for Nic Kerdiles, June 30, 2018

**DRAFTED:** By Winnipeg in the fourth round (99th overall) of the 2014 NHL Draft


- ✓ Signed a one-year, two-way contract extension, July 16, 2019.
- ✓ Made his Anaheim debut Mar. 30, 2019 @ EDM as the fourth Southern California native to play for the Ducks...played the majority of the season with San Diego (AHL), recording 20-35=55 points with a +16 rating in 66 games...established AHL career bests in points, goals, assists and plus/minus...led the Gulls in assists and games, and co-led in plus/minus...added five goals in 16 Calder Cup Playoff games.
- ✓ Represented Team USA at the 2015 World Junior Championship...helped Portland (WHL) to a WHL Championship and an appearance in the Memorial Cup Final in 2013.

# IN THE SYSTEM



- ✓ Was raised in La Mirada, CA and played youth hockey locally at Anaheim ICE, Westminster ICE and Lakewood ICE...his parents were Anaheim Ducks season ticket members during his childhood.

REGULAR SEASON										PLAYOFFS				
Season	Team	League	GP	G	A	Pts.	PIM	+/-	GP	G	A	Pts.	PIM	
2011-12	Portland	WHL	69	14	16	30	25	+12	22	0	1	1	2	
2012-13	Portland	WHL	71	18	38	56	24	+28	21	5	12	17	15	
2013-14	Portland	WHL	72	39	42	81	36	+49	21	10	9	19	6	
2014-15	Portland	WHL	67	39	45	84	30	+22	17	7	12	19	10	
2015-16	Manitoba	AHL	73	19	21	40	34	-27	-	-	-	-	-	
	WINNIPEG	NHL	2	0	0	0	0	+1	-	-	-	-	-	
2016-17	Manitoba	AHL	69	14	18	32	12	-22	-	-	-	-	-	
2017-18	Manitoba	AHL	69	12	23	35	31	+7	9	2	6	8	0	
2018-19	San Diego	AHL	66	20	35	55	12	+16	16	5	0	5	2	
	ANAHEIM	NHL	1	0	0	0	0	+1	-	-	-	-	-	
<b>NHL Totals</b>			<b>3</b>	<b>0</b>	<b>0</b>	<b>0</b>	<b>0</b>	<b>+2</b>	-	-	-	-	-	
<b>AHL Totals</b>			<b>277</b>	<b>65</b>	<b>97</b>	<b>162</b>	<b>89</b>	<b>-26</b>	<b>25</b>	<b>7</b>	<b>6</b>	<b>13</b>	<b>2</b>	



**LUKAS DOSTAL**  
GOALTENDER


[dostyy\\_2](#)

**CATCHES:** Left    **HEIGHT:** 6-2    **WEIGHT:** 174  
**BORN:** June 22, 2000; Brno, Czech Republic  
**DRAFTED:** By Anaheim in the third round (85th overall) of the 2018 NHL Draft

- ✓ Played the majority of the 2018-19 season with Horacka Slavia Trebic (Czech Rep.-2), posting a 2.50 GAA in 24 games...also had a 1.25 GAA and .957 SV% in four World Junior Championship games with the Czech Republic...led tournament goaltenders in SV%, co-led in fewest goals allowed (5), and ranked second in GAA.
- ✓ Led Kometa Brno's Under-20 team to a league championship in 2017-18, leading all playoff netminders with a 1.40 GAA and .959 SV% in seven games.
- ✓ Has represented the Czech Republic in several international tournaments, including winning silver at the 2017 Ivan Hlinka Memorial.

REGULAR SEASON										PLAYOFFS				
Season	Team	League	GP	MIN	GA	SO	GAA	W-L-T	GP	MIN	GA	SO	GAA	W-L
2015-16	Brno Jr.	Czech Rep. Jr.	7	425	-	0	4.38	-	-	-	-	-	-	-
2016-17	Brno Jr.	Czech Rep. Jr.	39	2326	-	1	2.53	-	12	722	37	1	3.07	6-6
2017-18	Trebic	Czech Rep.-2	20	1212	-	2	2.43	-	-	-	-	-	-	-
	Brno Jr.	Czech Rep. Jr.	14	841	-	0	3.00	-	7	430	10	3	1.40	7-0
2018-19	Brno Jr.	Czech Rep. Jr.	1	65	0	1	0.00	1-0-0	-	-	-	-	-	-
	Brno Jr.	Czech Rep.	2	80	4	0	3.00	1-1-0	-	-	-	-	-	-
	Trebic	Czech Rep.-2	24	1465	61	3	2.50	15-9-0	-	-	-	-	-	-
	Ilves	Finland	10	601	18	1	1.80	4-4-2	7	457	19	0	2.71	2-5
2015-16	Koovee	Finland-2	1	62	2	0	1.95	0-0-1	-	-	-	-	-	-

# IN THE SYSTEM



**ALEX DOSTIE**  
CENTER

[@ADOSTIE13](#)  
[alexдостie13](#)


**SHOOTS:** Left    **HEIGHT:** 5-10    **WEIGHT:** 174  
**BORN:** April 13, 1997; Drummondville, Quebec  
**DRAFTED:** By Anaheim in the fourth round (115th overall) of the 2016 NHL Draft

- ✓ Had 2-2=4 points in 37 games with San Diego (AHL) in 2018-19...also earned 4-4=8 points in five ECHL games with Tulsa...his 14-10=24 points in 20 ECHL playoff games ranked second among team leaders while his 14 goals led the club.
- ✓ Played four QMJHL seasons with Gatineau and Charlottetown, collecting 86-137=223 points with a +55 rating in 233 career games...surpassed 20 goals in each of his final three QMJHL seasons from 2014-17.
- ✓ Signed a three-year entry-level contract with Anaheim July 8, 2017.

## REGULAR SEASON

## PLAYOFFS

Season	Team	League	GP	G	A	Pts.	PIM	+/-	GP	G	A	Pts.	PIM
2013-14	Gatineau	QMJHL	48	9	16	25	18	+12	-	-	-	-	-
2014-15	Gatineau	QMJHL	68	22	32	54	16	+2	11	0	2	2	6
2015-16	Gatineau	QMJHL	54	25	48	73	10	+31	10	6	4	10	4
2016-17	Gatineau	QMJHL	32	15	21	36	12	-12	-	-	-	-	-
	Charlottetown	QMJHL	31	15	20	35	2	+22	13	8	8	16	13
2017-18	San Diego	AHL	-	-	-	-	-	-	1	0	0	0	0
	San Diego	AHL	41	3	7	10	10	-16	-	-	-	-	-
	Utah	ECHL	5	2	3	5	0	-3	-	-	-	-	-
2018-19	San Diego	AHL	37	2	2	4	6	-3	-	-	-	-	-
	Tulsa	ECHL	5	4	4	8	0	-1	20	14	10	24	4
<b>AHL Totals</b>			<b>78</b>	<b>5</b>	<b>9</b>	<b>14</b>	<b>16</b>	<b>-19</b>	<b>1</b>	<b>0</b>	<b>0</b>	<b>0</b>	<b>0</b>
<b>ECHL Totals</b>			<b>10</b>	<b>6</b>	<b>7</b>	<b>13</b>	<b>0</b>	<b>-4</b>	<b>20</b>	<b>14</b>	<b>10</b>	<b>24</b>	<b>4</b>



**OLLE ERIKSSON EK** [@ekinator](#)  
GOALTENDER [olleeerikssonek](#)

**CATCHES:** Left    **HEIGHT:** 6-3    **WEIGHT:** 189  
**BORN:** June 22, 1999; Karlstad, Sweden  
**DRAFTED:** By Anaheim in the fifth round (153rd overall) of the 2017 NHL Draft

- ✓ Went 7-8-1 with one shutout, a 2.77 GAA and .901 SV% in 16 games with BIK Karlskoga (Allsvenskan) in 2018-19.
- ✓ Made his debut in the 2019 World Junior Championship Dec. 31, 2018 vs. Kazakhstan, stopping 10-of-11 shots in a 4-1 victory.
- ✓ Signed a three-year entry-level contract with Anaheim Apr. 7, 2018.
- ✓ Ranked second among SuperElit League goaltenders in GAA (2.01) and SV% (.924) in 2017-18 with Farjestad BK.
- ✓ Represented Sweden at the 2018 World Junior Championship (did not appear), 2017 U-18 World Championship (two games) and 2016 Ivan Hlinka Memorial (four games).

# IN THE SYSTEM



REGULAR SEASON										PLAYOFFS					
Season	Team	League	GP	MIN	GA	SO	GAA	W-L-T	SV%	GP	MIN	GA	SO	GAA	W-L
2014-15	Farjestad Jr.	Sweden-1 Jr. U18	7	-	-	-	2.97	-	-	-	-	-	-	-	-
	Farjestad Jr.	Sweden-2 Jr. U18	8	-	-	-	3.20	-	-	-	-	-	-	-	-
2015-16	Farjestad Jr.	Sweden-1 Jr. U18	12	-	-	-	2.58	-	-	-	-	-	-	-	-
	Farjestad Jr.	Sweden-2 Jr. U18	14	-	-	-	3.96	-	-	-	-	-	-	-	-
2016-17	Farjestad Jr.	Sweden	2	-	-	-	2.93	-	-	-	-	-	-	-	-
	Farjestad Jr.	Sweden Jr.	30	-	-	-	2.16	-	1	-	-	-	5.00	-	-
2017-18	Farjestad Jr.	Sweden-2 Jr. U18	-	-	-	-	-	-	1	-	-	-	-10.02	-	-
	Farjestad Jr.	Sweden Jr.	17	-	-	2	2.01	10-3-3	3	-	-	-	-2.37	1-2	-
2018-19	BIK Karlskoga	Allsvenskan	11	-	-	1	2.33	5-4-1	-	-	-	-	-	-	-
	BIK Karlskoga	Allsvenskan	16	230	43	1	2.77	7-8-1	-	-	-	-	-	-	-



**MAX JONES**  
LEFT WING

[Twitter](#) Jones\_Max19  
[Instagram](#) maxjones98

**SHOOTS:** Left    **HEIGHT:** 6-1    **WEIGHT:** 220  
**BORN:** February 17, 1998; Rochester, Michigan  
**DRAFTED:** By Anaheim in the first round (24th overall) of the 2016 NHL Draft

- ✓ Appeared in his first NHL season with Anaheim in 2018-19, registering 2-3=5 points and 14 PIM in 30 games.
- ✓ Scored his first career NHL goal (Price) to help Anaheim to an 8-2 win Mar. 8, 2019 vs. MTL.
- ✓ Collected his first career NHL point (assist) with a career-high +2 rating in Anaheim's 4-0 shutout Feb. 19, 2019 @ MIN.
- ✓ Made his NHL debut in a 3-0 victory Jan. 17, 2019 @ MIN...began the 2018-19 season in San Diego (AHL), earning 14-15=29 points and a +7 rating in 43 games.
- ✓ Signed a three-year entry-level contract with Anaheim Aug. 26, 2016.
- ✓ Helped lead London to Memorial Cup and OHL championships in 2016.
- ✓ Won bronze with Team USA at the 2018 World Junior Championship and silver at the 2014 World U-17 Hockey Challenge.
- ✓ His father, Brad, played 148 career NHL games with Winnipeg, Los Angeles and Philadelphia, while his mother, Mary, was a two-time NCAA champion and three-time Big Ten champion diver at the University of Michigan.

REGULAR SEASON										PLAYOFFS				
Season	Team	League	GP	G	A	Pts.	PIM	+/-		GP	G	A	Pts.	PIM
2014-15	USNTDP	U-17	38	18	10	28	189	-		-	-	-	-	-
	USNTDP	U-18	2	0	0	0	0	0		-	-	-	-	-
2015-16	London	OHL	63	28	24	52	106	+30		6	1	1	2	23
	London	OHL	33	17	19	36	65	+23		14	7	5	12	24
2016-17	San Diego	AHL	-	-	-	-	-	-		9	1	1	2	6
	London	OHL	25	18	3	21	34	-7		-	-	-	-	-
2017-18	Kingston	OHL	6	1	2	3	2	+1		9	3	1	4	28
	San Diego	AHL	43	14	15	29	50	+7		8	0	4	4	10
<b>2018-19</b>	<b>ANAHEIM</b>	<b>NHL</b>	<b>30</b>	<b>2</b>	<b>3</b>	<b>5</b>	<b>14</b>	<b>-1</b>		-	-	-	-	-
<b>NHL Totals</b>			<b>30</b>	<b>2</b>	<b>3</b>	<b>5</b>	<b>14</b>	<b>-1</b>		-	-	-	-	-
<b>AHL Totals</b>			<b>43</b>	<b>14</b>	<b>15</b>	<b>29</b>	<b>50</b>	<b>+7</b>		<b>17</b>	<b>1</b>	<b>5</b>	<b>6</b>	<b>16</b>

CALIFORNIA REPUBLIC

# IN THE SYSTEM




**JUSTIN KLOOS**  
CENTER

Twitter: @jkloos15  
Instagram: justinkloos

**SHOOTS:** Right    **HEIGHT:** 5-10    **WEIGHT:** 175  
**BORN:** November 30, 1993; Lakeville, Minnesota  
**ACQUIRED:** From Minnesota in exchange for Pontus Aberg, January 16, 2019  
**DRAFTED:** Not drafted

- ✓ Made his Anaheim debut Jan. 19, 2019 @ NJ, recording two shots in a 3-2 victory...played the remainder of the 2018-19 season in the AHL and combined for 18-27=45 points with a +3 rating in 59 games with San Diego and Iowa...added 3-6=9 points in 16 Calder Cup Playoff games with the Gulls.
- ✓ Made his NHL debut with Minnesota Oct. 24, 2017 vs. VAN.
- ✓ Signed a two-year entry-level contract with Minnesota Mar. 29, 2017.
- ✓ Played four seasons with the University of Minnesota Gophers (Big Ten), recording 63-87=150 points in 155 games from 2013-17 and served as team captain from 2015-17...earned a Big Ten Second All-Star Team selection in his junior season and a Big Ten First All-Star Team selection in his senior season...helped Minnesota to four consecutive Big Ten regular-season championships.
- ✓ In 2012, received the Minnesota Mr. Hockey award as the most outstanding senior high school hockey player in the state of Minnesota.

		REGULAR SEASON							PLAYOFFS				
Season	Team	League	GP	G	A	Pts.	PIM	+/-	GP	G	A	Pts.	PIM
2010-11	Waterloo	USHL	10	3	2	5	2	+1	2	0	0	0	0
2011-12	Waterloo	USHL	2	2	2	4	0	2	-	-	-	-	-
2012-13	Waterloo	USHL	54	29	58	87	22	+34	5	0	4	4	2
2013-14	Minnesota	Big Ten	41	16	16	32	16	-	-	-	-	-	-
2014-15	Minnesota	Big Ten	39	13	19	32	26	+1	-	-	-	-	-
2015-16	Minnesota	Big Ten	37	16	27	43	26	+11	-	-	-	-	-
2016-17	Minnesota	Big Ten	38	18	25	43	28	+9	-	-	-	-	-
	Iowa	AHL	9	1	0	1	4	-4	-	-	-	-	-
<b>2017-18</b>	Iowa	AHL	76	19	31	50	42	-12	-	-	-	-	-
	<b>MINNESOTA</b>	<b>NHL</b>	<b>1</b>	<b>0</b>	<b>0</b>	<b>0</b>	<b>2</b>	<b>0</b>	-	-	-	-	-
<b>2018-19</b>	Iowa	AHL	34	12	18	30	26	+4	-	-	-	-	-
	<b>ANAHEIM</b>	<b>NHL</b>	<b>1</b>	<b>0</b>	<b>0</b>	<b>0</b>	<b>0</b>	<b>0</b>	-	-	-	-	-
	San Diego	AHL	25	6	9	15	10	-1	16	3	6	9	2
<b>NHL Totals</b>			<b>2</b>	<b>0</b>	<b>0</b>	<b>0</b>	<b>2</b>	<b>0</b>	-	-	-	-	-
<b>AHL Totals</b>			<b>144</b>	<b>38</b>	<b>58</b>	<b>96</b>	<b>82</b>	<b>-13</b>	<b>16</b>	<b>3</b>	<b>6</b>	<b>9</b>	<b>2</b>



**JACK KOPACKA**  
LEFT WING

Twitter: Jack\_Kopacka  
Instagram: jack\_kopacka

**SHOOTS:** Left    **HEIGHT:** 6-2    **WEIGHT:** 199  
**BORN:** March 5, 1998; Lapeer, Michigan  
**DRAFTED:** By Anaheim in the fourth round (93rd overall) of the 2016 NHL Draft

- ✓ Appeared in his first professional season with San Diego (AHL) in 2018-19, registering 6-8=14 points in 32 games...missed 35 games with a wrist injury Oct. 13, 2018-Jan. 21, 2019.
- ✓ Helped lead Sault Ste. Marie to the 2018 OHL Championship Series, earning 13-8=21 points in 24 playoff games...ranked tied for fourth among OHL playoff leaders in goals...scored the series-clinching goal in double overtime in Game 7 of the Western Conference Championship Series Apr. 30 vs. Kitchener.




# IN THE SYSTEM



- ✓ Made his professional debut in 2016-17, appearing in three Calder Cup Playoff games with San Diego.
- ✓ Participated in the 2016 CHL/NHL Top Prospects Game for Team Orr, recording an assist.
- ✓ Signed a three-year entry-level contract with Anaheim Apr. 23, 2017.

REGULAR SEASON										PLAYOFFS				
Season	Team	League	GP	G	A	Pts.	PIM	+/-		GP	G	A	Pts.	PIM
2014-15	Sault Ste. Marie	OHL	4	0	1	1	0	+1		-	-	-	-	-
2015-16	Sault Ste. Marie	OHL	67	20	23	43	12	-5		12	2	2	4	2
2016-17	Sault Ste. Marie	OHL	65	30	19	49	16	+8		11	5	6	11	2
	San Diego	AHL	-	-	-	-	-	-		3	0	0	0	0
2017-18	Sault Ste. Marie	OHL	66	31	32	63	28	+28		24	13	8	21	8
2018-19	San Diego	AHL	32	6	8	14	4	-13		6	1	2	3	0
<b>AHL Totals</b>			<b>32</b>	<b>6</b>	<b>8</b>	<b>14</b>	<b>4</b>	<b>-13</b>		<b>9</b>	<b>1</b>	<b>2</b>	<b>3</b>	<b>0</b>



**JACOB LARSSON**  
DEFENSEMAN

[@JacobLarsson3](https://twitter.com/JacobLarsson3)


[@jacoblarsson](https://www.instagram.com/jacoblarsson)

**SHOOTS:** Left    **HEIGHT:** 6-2    **WEIGHT:** 190  
**BORN:** April 29, 1997; Ljungby, Sweden  
**DRAFTED:** By Anaheim in the first round (27th overall) of the 2015 NHL Draft

- ✓ Appeared in his rookie NHL season with Anaheim in 2018-19, compiling five assists in 49 games...posted a +7 rating in his final 10 contests, including a career-best +3 rating in a 5-1 win Apr. 3, 2019 vs. CGY.
- ✓ Earned his first career multi-point game (0-2=2) to help Anaheim to an 8-2 win Mar. 8, 2019 vs. MTL.
- ✓ Collected his first career NHL point (assist) in a 3-2 victory Nov. 7, 2018 vs. CGY.
- ✓ Played 22 regular-season games and 16 playoff contests for San Diego (AHL) in 2018-19, combining for 2-10=12 points with a +8 rating.
- ✓ Helped lead Frolunda to the Swedish Hockey League championship in 2015-16 and back-to-back Champions Hockey League tournament wins in 2016 and 2017.
- ✓ Represented Sweden in back-to-back World Junior Championships from 2016-17, winning silver in 2016.
- ✓ Signed a three-year entry-level contract with Anaheim through the 2019-20 season, May 20, 2016.

REGULAR SEASON										PLAYOFFS				
Season	Team	League	GP	G	A	Pts.	PIM	+/-		GP	G	A	Pts.	PIM
2013-14	Frolunda Jr.	Sweden Jr.	13	0	0	0	0	+1		3	0	0	0	0
2014-15	Frolunda Jr.	Sweden Jr.	30	8	11	19	49	+7		8	0	4	4	6
	Frolunda	SHL	20	1	2	3	6	+4		-	-	-	-	-
2015-16	Frolunda Jr.	Sweden Jr.	1	0	0	0	0	+3		-	-	-	-	-
	Frolunda	SHL	47	5	9	14	10	+11		16	0	3	3	0
2016-17	San Diego	AHL	-	-	-	-	-	-		1	0	0	0	0
	<b>ANAHEIM</b>	<b>NHL</b>	<b>4</b>	<b>0</b>	<b>0</b>	<b>0</b>	<b>2</b>	<b>-1</b>		-	-	-	-	-
	San Diego	AHL	4	0	2	2	2	-6		-	-	-	-	-
2017-18	Frolunda	SHL	29	1	4	5	16	-7		7	1	2	3	0
	San Diego	AHL	50	3	13	16	20	+12		-	-	-	-	-
2018-19	San Diego	AHL	22	0	5	5	10	+1		16	2	5	7	4
	<b>ANAHEIM</b>	<b>NHL</b>	<b>49</b>	<b>0</b>	<b>5</b>	<b>5</b>	<b>16</b>	<b>-4</b>		-	-	-	-	-
<b>NHL Totals</b>			<b>53</b>	<b>0</b>	<b>5</b>	<b>5</b>	<b>18</b>	<b>-5</b>		-	-	-	-	-
<b>AHL Totals</b>			<b>76</b>	<b>3</b>	<b>20</b>	<b>23</b>	<b>32</b>	<b>+7</b>		<b>17</b>	<b>2</b>	<b>5</b>	<b>7</b>	<b>4</b>

# IN THE SYSTEM



**ISAC LUNDESTROM**  
CENTER

[@isaclundestr](#)

[lundestrom](#)

**SHOOTS:** Left    **HEIGHT:** 6-0    **WEIGHT:** 187

**BORN:** November 6, 1999; Gallivare, Sweden

**DRAFTED:** By Anaheim in the first round (23rd overall) of the 2018 NHL Draft

- ✓ Made his NHL debut with Anaheim in 2018-19, earning two assists in 15 games...recorded his first career NHL point (assist) Oct. 13, 2018 @ DAL...became the third-youngest Duck and youngest Anaheim forward to make his NHL debut in a 3-2 shootout win Oct. 8, 2018 vs. DET (18 years 11 months, two days)...also combined for 29 games with San Diego (AHL) and Lulea HF (SHL), collecting 2-13=15 points.
- ✓ Has appeared in several international tournaments with Sweden, including serving as alternate captain at the 2019 World Junior Championship...won silver at the 2018 World Junior Championship and at the 2016 U-18 World Championship...also won bronze at the 2015 World U-17 Hockey Challenge.

## REGULAR SEASON

## PLAYOFFS

Season	Team	League	GP	G	A	Pts.	PIM	+/-	GP	G	A	Pts.	PIM
2015-16	Lulea HF	SHL	4	0	0	0	0	-1	-	-	-	-	-
	Lulea Jr.	Sweden Jr.	34	4	13	17	12	-1	-	-	-	-	-
2016-17	Lulea HF	SHL	45	3	3	6	0	-5	1	0	0	0	0
	Lulea Jr.	Sweden Jr.	10	3	4	7	4	+3	3	1	2	3	0
2017-18	Lulea HF	SHL	42	6	9	15	14	+7	3	0	0	0	0
2018-19	<b>ANAHEIM</b>	<b>NHL</b>	<b>15</b>	<b>0</b>	<b>2</b>	<b>2</b>	<b>2</b>	<b>-1</b>	-	-	-	-	-
	San Diego	AHL	12	0	6	6	2	-6	7	1	2	3	0
	Lulea HF	SHL	17	2	7	9	2	+5	-	-	-	-	-
<b>NHL Totals</b>			<b>15</b>	<b>0</b>	<b>2</b>	<b>2</b>	<b>2</b>	<b>-1</b>	-	-	-	-	-
<b>AHL Totals</b>			<b>12</b>	<b>0</b>	<b>6</b>	<b>6</b>	<b>2</b>	<b>-6</b>	<b>7</b>	<b>1</b>	<b>2</b>	<b>3</b>	<b>0</b>



**JOSH MAHURA**  
DEFENSEMAN

[@joshmahura](#)

[joshmahura](#)

**SHOOTS:** Left    **HEIGHT:** 6-0    **WEIGHT:** 186

**BORN:** May 5, 1998; St. Albert, Alberta

**DRAFTED:** By Anaheim in the third round (85th overall) of the 2016 NHL Draft

- ✓ Made his NHL debut with Anaheim in 2018-19, compiling 1-4=5 points in 17 games...scored his first career NHL goal (Halak) Dec. 20, 2018 @ BOS, and picked up his first career NHL point (assist) in a 4-3 win Nov. 21, 2018 vs. VAN...appeared in his first career NHL game Nov. 18, 2018 vs. COL.
- ✓ Added 1-18=19 points in 40 AHL games with San Diego in 2018-19...led Gulls defensemen in assists and co-led in points.
- ✓ Earned 41-90=131 points and a +44 rating in 186 career WHL games with Regina and Red Deer...was named to the 2017-18 WHL (East) Second All-Star Team and helped lead Regina to the 2017 WHL Championship final...reached the Memorial Cup Final in 2018 and 2016, earning All-Star Team honors in his second trip.
- ✓ Helped Canada win gold at the 2015 Ivan Hlinka Memorial.

# IN THE SYSTEM



REGULAR SEASON										PLAYOFFS				
Season	Team	League	GP	G	A	Pts.	PIM	+/-		GP	G	A	Pts.	PIM
2014-15	Red Deer	WHL	51	2	6	8	20	-10		5	0	1	1	2
2015-16	Red Deer	WHL	2	0	1	1	0	+1		17	2	2	4	6
2016-17	Red Deer	WHL	39	9	24	33	35	-1		-	-	-	-	-
	Regina	WHL	34	8	12	20	22	+18		23	8	13	21	16
2017-18	Regina	WHL	60	22	47	69	42	+36		7	0	5	5	8
2018-19	San Diego	AHL	40	1	18	19	10	-3		9	0	0	0	2
	<b>ANAHEIM</b>	<b>NHL</b>	<b>17</b>	<b>1</b>	<b>4</b>	<b>5</b>	<b>4</b>	<b>0</b>		-	-	-	-	-
<b>NHL Totals</b>			<b>17</b>	<b>1</b>	<b>4</b>	<b>5</b>	<b>4</b>	<b>0</b>		-	-	-	-	-
<b>AHL Totals</b>			<b>40</b>	<b>1</b>	<b>18</b>	<b>19</b>	<b>10</b>	<b>-3</b>		<b>9</b>	<b>0</b>	<b>0</b>	<b>0</b>	<b>2</b>



## ANDREAS MARTINSEN

**LEFT WING**

[@andreasmartin96](https://twitter.com/andreasmartin96)

**SHOOTS:** Left     **HEIGHT:** 6-2     **WEIGHT:** 225  
**BORN:** June 13, 1990; Baerum, Norway  
**ACQUIRED:** Signed as a free agent, July 5, 2019  
**DRAFTED:** Not drafted

- ✓ Appeared in 24 games with Chicago in 2018-19, collecting 1-3=4 points and 14 PIM...also played 38 games with Rockford (AHL), earning 3-8=11 points with 32 PIM.
- ✓ Established NHL career highs in points (4-7=11), goals, assists and PIM (47) during his rookie season in 2015-16 with Colorado.
- ✓ Became the eighth Norwegian player to appear in the NHL when he made his league debut Nov. 10, 2015 vs. PHI...the Ducks have only had one Norwegian-born player in franchise history: Espen Knutsen in 1997-98.
- ✓ Had 12-16=28 points with a +7 rating and 62 PIM in 64 games with Rockford in 2017-18...set AHL career bests in goals, assists, points, plus/minus, games and PIM.

REGULAR SEASON										PLAYOFFS				
Season	Team	League	GP	G	A	Pts.	PIM	+/-		GP	G	A	Pts.	PIM
2009-10	Leksands IF	Sweden Jr.	8	2	3	5	37	+8		-	-	-	-	-
	Leksands IF	Sweden-2	22	3	2	5	8	+2		-	-	-	-	-
2012-13	Duesseldorf EG	Germany	52	6	16	22	72	-12		-	-	-	-	-
2013-14	Duesseldorf EG	Germany	42	9	8	17	124	-18		-	-	-	-	-
2014-15	Duesseldorf EG	Germany	50	18	23	41	99	-5		12	1	4	5	8
2015-16	San Antonio	AHL	10	1	1	2	8	0		-	-	-	-	-
	<b>COLORADO</b>	<b>NHL</b>	<b>55</b>	<b>4</b>	<b>7</b>	<b>11</b>	<b>47</b>	<b>-4</b>		-	-	-	-	-
2016-17	<b>COLORADO</b>	<b>NHL</b>	<b>55</b>	<b>3</b>	<b>4</b>	<b>7</b>	<b>32</b>	<b>-10</b>		-	-	-	-	-
	<b>MONTREAL</b>	<b>NHL</b>	<b>9</b>	<b>0</b>	<b>0</b>	<b>0</b>	<b>0</b>	<b>-4</b>		<b>2</b>	<b>0</b>	<b>0</b>	<b>0</b>	<b>0</b>
2017-18	Rockford	AHL	64	12	16	28	62	+7		13	2	3	5	32
	<b>CHICAGO</b>	<b>NHL</b>	<b>9</b>	<b>1</b>	<b>0</b>	<b>1</b>	<b>17</b>	<b>-1</b>		<b>0</b>	<b>0</b>	<b>0</b>	<b>0</b>	<b>0</b>
2018-19	<b>CHICAGO</b>	<b>NHL</b>	<b>24</b>	<b>1</b>	<b>3</b>	<b>4</b>	<b>14</b>	<b>-5</b>		-	-	-	-	-
	Rockford	AHL	38	3	8	11	32	-3		-	-	-	-	-
<b>NHL Totals</b>			<b>152</b>	<b>9</b>	<b>14</b>	<b>23</b>	<b>110</b>	<b>-24</b>		<b>2</b>	<b>0</b>	<b>0</b>	<b>0</b>	<b>0</b>
<b>AHL Totals</b>			<b>112</b>	<b>16</b>	<b>25</b>	<b>41</b>	<b>102</b>	<b>+4</b>		<b>13</b>	<b>2</b>	<b>3</b>	<b>5</b>	<b>32</b>

# IN THE SYSTEM




**ANTOINE MORAND**  
CENTER

[@antoinemorand18](#)  
[antoinemorand18](#)

**SHOOTS:** Left    **HEIGHT:** 5-11    **WEIGHT:** 184  
**BORN:** February 18, 1999; Mercier, Quebec  
**DRAFTED:** By Anaheim in the second round (60th overall) of the 2017 NHL Draft

- ✓ Appeared in 243 career QMJHL games with Halifax and Acadie-Bathurst from 2015-19, collecting 90-180=270 points with a +70 rating.
- ✓ Appeared in the 2019 QMJHL President's Cup and Memorial Cup finals for the second consecutive year....earned 5-10=15 points in 23 QMJHL playoff games with Halifax...played 62 regular-season games as captain for the Moosehead in 2018-19, recording 22-48=70 points with a career-high +36 rating.
- ✓ Helped lead Acadie-Bathurst to the 2018 QMJHL Championship and 2018 Memorial Cup.
- ✓ Was named to the 2015-16 QMJHL All-Rookie Team.
- ✓ Signed a three-year entry-level contract with Anaheim May 29, 2018.

REGULAR SEASON										PLAYOFFS				
Season	Team	League	GP	G	A	Pts.	PIM	+/-		GP	G	A	Pts.	PIM
2015-16	Acadie-Bathurst	QMJHL	48	14	36	50	37	-3		5	0	3	3	0
2016-17	Acadie-Bathurst	QMJHL	67	28	46	74	52	+21		11	2	10	12	8
2017-18	Acadie-Bathurst	QMJHL	66	26	50	76	57	+16		20	8	11	19	18
2018-19	Halifax	QMJHL	62	22	48	70	40	+36		23	5	10	15	10
<b>QMJHL Totals</b>			<b>243</b>	<b>90</b>	<b>180</b>	<b>270</b>	<b>186</b>	<b>+70</b>		<b>59</b>	<b>15</b>	<b>34</b>	<b>49</b>	<b>36</b>



**BLAKE PIETILA**  
LEFT WING

[bcpietil](#)

**SHOOTS:** Left    **HEIGHT:** 5-11    **WEIGHT:** 200  
**BORN:** February 20, 1993; Milford, MI  
**ACQUIRED:** Signed as a free agent, July 2, 2019  
**DRAFTED:** By New Jersey in the fifth round (129th overall) of the 2011 NHL Draft


- ✓ Played 19 games with New Jersey in 2018-19, collecting one assist and six PIM...spent the remainder of the campaign with Binghamton (AHL) and recorded 20-26=46 points with 42 PIM in 50 games...led Binghamton in points, goals and points-per-game (0.92), and ranked second in assists.
- ✓ Made his NHL debut in a 3-0 victory Mar. 24, 2016 @ PIT, and scored his first career NHL goal (Montoya) Mar. 31, 2016 @ FLA.
- ✓ Has represented Team USA at several international tournaments, winning gold at the 2013 World Junior Championship and gold at the 2010 Under-17 and 2011 Under-18 World Championship.

# IN THE SYSTEM



REGULAR SEASON PLAYOFFS

REGULAR SEASON										PLAYOFFS				
Season	Team	League	GP	G	A	Pts.	PIM	+/-		GP	G	A	Pts.	PIM
2011-12	Michigan Tech	WCHA	39	10	14	24	46	-3		-	-	-	-	-
2012-13	Michigan Tech	WCHA	35	14	10	24	44	-7		-	-	-	-	-
2013-14	Michigan Tech	WCHA	39	8	20	28	84	-4		-	-	-	-	-
2014-15	Michigan Tech	WCHA	40	14	16	30	56	+6		-	-	-	-	-
2015-16	Albany	AHL	58	10	7	17	41	-13		8	3	3	6	8
	<b>NEW JERSEY</b>	<b>NHL</b>	<b>7</b>	<b>1</b>	<b>1</b>	<b>2</b>	<b>2</b>	<b>0</b>		-	-	-	-	-
2016-17	Albany	AHL	49	17	16	33	38	-2		4	0	2	2	0
	<b>NEW JERSEY</b>	<b>NHL</b>	<b>10</b>	<b>0</b>	<b>1</b>	<b>1</b>	<b>4</b>	<b>-5</b>		-	-	-	-	-
2017-18	Binghamton	AHL	60	12	10	22	26	-21		-	-	-	-	-
	<b>NEW JERSEY</b>	<b>NHL</b>	<b>2</b>	<b>0</b>	<b>0</b>	<b>0</b>	<b>0</b>	<b>0</b>		-	-	-	-	-
2018-19	Binghamton	AHL	50	20	26	46	42	-24		-	-	-	-	-
	<b>NEW JERSEY</b>	<b>NHL</b>	<b>19</b>	<b>0</b>	<b>1</b>	<b>1</b>	<b>6</b>	<b>-7</b>		-	-	-	-	-
<b>NHL Totals</b>			<b>38</b>	<b>1</b>	<b>3</b>	<b>4</b>	<b>12</b>	<b>-12</b>		-	-	-	-	-
<b>AHL Totals</b>			<b>217</b>	<b>59</b>	<b>59</b>	<b>118</b>	<b>147</b>	<b>-60</b>		<b>12</b>	<b>3</b>	<b>5</b>	<b>8</b>	<b>8</b>



**ANDREW POTURALSKI**  
CENTER

[@APots94](#)

[apots94](#)

**SHOOTS:** Right    **HEIGHT:** 5-10    **WEIGHT:** 183  
**BORN:** January 14, 1994; Williamsville, NY  
**ACQUIRED:** Signed as a free agent, July 2, 2019  
**DRAFTED:** Not drafted


- ✓ Helped lead Charlotte (AHL) to the 2019 Calder Cup championship after collecting 12-11=23 points with a +15 rating in 18 AHL playoff games...was named the MVP of the Calder Cup Playoffs after leading all skaters in points and goals, co-leading in GWG (3) and plus/minus, and ranking tied for fourth in assists.
- ✓ Recorded 23-47=70 points with a +16 rating in 72 regular-season games with Charlotte in 2018-19...established AHL career bests in points, goals, assists and plus/minus.
- ✓ Appeared in two NHL games with Carolina in 2016-17, including his NHL debut Apr. 4, 2017 @ MIN.

REGULAR SEASON PLAYOFFS

REGULAR SEASON										PLAYOFFS				
Season	Team	League	GP	G	A	Pts.	PIM	+/-		GP	G	A	Pts.	PIM
2011-12	Cedar Rapids	USHL	2	2	1	3	0	+2		-	-	-	-	-
2012-13	Cedar Rapids	USHL	53	12	21	33	43	-22		-	-	-	-	-
2013-14	Cedar Rapids	USHL	60	27	37	64	28	+5		4	2	1	3	2
2014-15	New Hampshire	Hockey East	40	14	15	29	16	0		-	-	-	-	-
2015-16	New Hampshire	Hockey East	37	22	30	52	24	-4		-	-	-	-	-
	Charlotte	AHL	16	2	3	5	0	-2		-	-	-	-	-
2016-17	Charlotte	AHL	74	19	33	52	34	+1		5	0	0	0	5
	<b>CAROLINA</b>	<b>NHL</b>	<b>2</b>	<b>0</b>	<b>0</b>	<b>0</b>	<b>0</b>	<b>-3</b>		-	-	-	-	-
2017-18	Charlotte	AHL	76	22	27	49	24	-11		8	1	4	5	2
2018-19	Charlotte	AHL	72	23	47	70	34	+16		18	12	11	23	12
<b>NHL Totals</b>			<b>2</b>	<b>0</b>	<b>0</b>	<b>0</b>	<b>0</b>	<b>-3</b>		-	-	-	-	-
<b>AHL Totals</b>			<b>238</b>	<b>66</b>	<b>110</b>	<b>176</b>	<b>92</b>	<b>+4</b>		<b>31</b>	<b>13</b>	<b>15</b>	<b>28</b>	<b>19</b>

CALIFORNIA REPUBLIC

# IN THE SYSTEM



**ANGUS REDMOND**  
GOALTENDER

Twitter: @Angus\_Redmond  
Instagram: angusredmond37

**CATCHES:** Left    **HEIGHT:** 6-2    **WEIGHT:** 197  
**BORN:** October 3, 1995; Langley, British Columbia  
**ACQUIRED:** Signed as a free agent, March 31, 2017  
**DRAFTED:** Not drafted

- ✓ Made his AHL debut with San Diego in 2018-19, going 0-1-0 with a 2.85 GAA and .909 SV% in two games...spent the remainder of the season in the ECHL with Reading, South Carolina and Jacksonville...posted an 8-9-6 record with a 3.17 GAA and .903 SV% in 24 games between the three ECHL stops.
- ✓ Led Michigan Tech to a 2016-17 WCHA championship and earned WCHA All-Rookie Team honors...ranked third in the nation in GAA (1.85) and tied for ninth in wins (22), which set a Michigan Tech record for wins by a freshman goaltender.
- ✓ Signed a three-year entry-level contract with Anaheim through the 2019-20 season, Mar. 31, 2017.

Season	Team	League	REGULAR SEASON						PLAYOFFS						
			GP	MIN	GA	SO	GAA	W-L-T	SV%	GP	MIN	GA	SO	GAA	W-L
2012-13	Salmon Arm	BCHL	9	486	21	0	2.59	4-3-1	.911	3	137	6	0	2.62	0-2
2013-14	Salmon Arm	BCHL	32	1768	96	0	3.26	10-18-1	.901	-	-	-	-	-	-
2014-15	Salmon Arm	BCHL	50	2959	134	5	2.72	24-23-2	.910	-	-	-	-	-	-
2015-16	Salmon Arm	BCHL	41	2324	118	3	3.05	21-17-3	.904	6	354	21	0	3.56	2-4
2016-17	Michigan Tech	WCHA	38	2272	70	4	1.85	22-10-5	.917	-	-	-	-	-	-
2017-18	Utah	ECHL	18	855	58	0	4.07	2-8-3	.870	-	-	-	-	-	-
	Toledo	ECHL	3	152	8	0	3.17	2-1-0	.910	-	-	-	-	-	-
2018-19	Reading	ECHL	7	356	20	0	3.37	1-3-3	.897	-	-	-	-	-	-
	San Diego	AHL	2	42	2	0	2.85	0-1-0	.909	-	-	-	-	-	-
	South Carolina	ECHL	10	516	28	0	3.25	4-2-3	.906	-	-	-	-	-	-
	Jacksonville	ECHL	7	415	20	0	2.89	3-4-0	.905	-	-	-	-	-	-
<b>AHL Totals</b>			<b>2</b>	<b>42</b>	<b>2</b>	<b>0</b>	<b>2.85</b>	<b>0-1-0</b>	<b>.909</b>	-	-	-	-	-	-
<b>ECHL Totals</b>			<b>45</b>	<b>2294</b>	<b>134</b>	<b>0</b>	<b>3.50</b>	<b>12-18-9</b>	<b>.892</b>	-	-	-	-	-	-



**KIEFER SHERWOOD**  
RIGHT WING

**SHOOTS:** Right    **HEIGHT:** 6-0    **WEIGHT:** 194  
**BORN:** March 31, 1995; Columbus, Ohio  
**ACQUIRED:** Signed as a free agent, March 19, 2018  
**DRAFTED:** Not drafted

- ✓ Appeared in his first NHL season in 2018-19, earning 6-6=12 points with a +1 rating in 50 games with Anaheim...collected his first career multi-point game (1-1=2) with a career-high +3 rating to help lead the Ducks to a 5-4 win Mar. 26, 2019 @ VAN...scored his first career NHL goal (Khudobin) Oct. 13, 2018 @ DAL, and recorded his first career NHL point (assist) in his NHL debut Oct. 3, 2018 @ SJ...also had 6-12=18 points with a +15 rating in 29 games with San Diego (AHL) in 2018-19...ranked third among Gulls leaders in plus/minus.
- ✓ Collected 34-52=86 points with 52 PIM in 106 career NCHC games with Miami of Ohio University from 2015-18.
- ✓ Was named to the NCHC Scholar Athlete and Academic All-Conference Teams during the 2016-17 season.
- ✓ Signed a two-year entry-level contract with Anaheim through the 2019-20 season, Mar. 19, 2018.



# IN THE SYSTEM



REGULAR SEASON										PLAYOFFS				
Season	Team	League	GP	G	A	Pts.	PIM	+/-		GP	G	A	Pts.	PIM
2012-13	USNTDP Jr.	USHL	2	0	0	0	0	0		-	-	-	-	-
	USNTDP	U-18	4	0	0	0	0	0		-	-	-	-	-
	Youngstown	USHL	9	0	2	2	4	-6		-	-	-	-	-
2013-14	Youngstown	USHL	55	13	19	32	31	-22		-	-	-	-	-
2014-15	Youngstown	USHL	60	29	27	56	26	+4		4	1	1	2	14
2015-16	Miami (OH)	NCHC	34	11	7	18	8	-9		-	-	-	-	-
2016-17	Miami (OH)	NCHC	36	14	24	38	20	-3		-	-	-	-	-
2017-18	Miami (OH)	NCHC	36	9	21	30	24	-8		-	-	-	-	-
	San Diego	AHL	11	2	0	2	0	-7		-	-	-	-	-
2018-19	<b>ANAHEIM</b>	<b>NHL</b>	<b>50</b>	<b>6</b>	<b>6</b>	<b>12</b>	<b>8</b>	<b>+1</b>		-	-	-	-	-
	San Diego	AHL	29	6	12	18	12	+15		16	4	4	8	20
<b>NHL Totals</b>			<b>50</b>	<b>6</b>	<b>6</b>	<b>12</b>	<b>8</b>	<b>+1</b>		-	-	-	-	-
<b>AHL Totals</b>			<b>40</b>	<b>8</b>	<b>12</b>	<b>20</b>	<b>12</b>	<b>+8</b>		<b>16</b>	<b>4</b>	<b>4</b>	<b>8</b>	<b>20</b>



## DEVEN SIDEROFF

### RIGHT WING

[@DevenSideroff](#)


[devensideroff](#)

**SHOOTS:** Right    **HEIGHT:** 6-1    **WEIGHT:** 196  
**BORN:** April 14, 1997; Kamloops, British Columbia  
**DRAFTED:** By Anaheim in the third round (84th overall) of the 2015 NHL Draft

- Was limited to 20 games with San Diego (AHL) in 2018-19 due to a shoulder injury suffered Dec. 22, 2018 @ Ontario...missed the final 42 games following the injury...had six assists in his first 20 games with the Gulls.
- Signed a three-year entry-level contract with Anaheim through the 2019-20 season, Aug. 5, 2016.
- Appeared in 208 career WHL games with Kamloops, collecting 75-112=187 points with a +48 rating and 108 PIM.
- Won bronze with Team Canada at the 2015 IIHF U-18 World Junior Championship, scoring 3-1=4 points with 12 PIM.

REGULAR SEASON										PLAYOFFS				
Season	Team	League	GP	G	A	Pts.	PIM	+/-		GP	G	A	Pts.	PIM
2012-13	Kamloops	WHL	2	1	1	2	0	+3		-	-	-	-	-
2013-14	Kamloops	WHL	12	2	4	6	6	-3		-	-	-	-	-
2014-15	Kamloops	WHL	64	17	25	42	25	+18		-	-	-	-	-
2015-16	Kamloops	WHL	63	19	40	59	28	+4		7	0	3	3	4
	San Diego	AHL	1	0	0	0	0	0		-	-	-	-	-
2016-17	Kamloops	WHL	67	36	42	78	49	+26		6	0	1	1	2
	San Diego	AHL	3	0	1	1	4	+1		-	-	-	-	-
2017-18	San Diego	AHL	47	4	4	8	38	-17		-	-	-	-	-
2018-19	San Diego	AHL	20	0	6	6	7	-1		-	-	-	-	-
<b>AHL Totals</b>			<b>71</b>	<b>4</b>	<b>11</b>	<b>15</b>	<b>49</b>	<b>-17</b>		-	-	-	-	-

# IN THE SYSTEM



**PATRICK SIELOFF**  
DEFENSEMAN

[@PatSieloff](#)  
[patsieloff](#)

**SHOOTS:** Left    **HEIGHT:** 6-1    **WEIGHT:** 205  
**BORN:** May 15 1994; Ann Arbor, Michigan  
**ACQUIRED:** From Ottawa in exchange for Brian Gibbons, February 24, 2019  
**DRAFTED:** By Calgary in the second round (42nd overall) of the 2012 NHL Draft

- ✓ Has scored two goals in two career NHL games with Ottawa and Calgary...his first career goal came in his NHL debut with Calgary, which also finished as the game winner in a 2-1 victory Apr. 9, 2016 @ MIN...also scored in his first game with Ottawa Mar. 20, 2018 vs. FLA, becoming the first player in league history to score a goal in each of his first two career games while playing for different teams.
- ✓ Combined for 1-9=10 points with 81 PIM in 59 AHL games with San Diego and Belleville in 2018-19...started the season with Belleville prior to his acquisition from Ottawa in exchange for Brian Gibbons Feb. 24, 2019.
- ✓ Was acquired by Ottawa from Calgary in exchange for Alex Chiasson June 27, 2016.

## REGULAR SEASON

## PLAYOFFS

Season	Team	League	GP	G	A	Pts.	PIM	+/-	GP	G	A	Pts.	PIM
2010-11	USNTDP Jr.	USHL	36	1	3	4	66	+3	2	0	0	0	2
	USNTDP	U-17	52	3	6	9	76	-	-	-	-	-	-
	USNTDP	U-18	1	0	0	0	0	-	-	-	-	-	-
2011-12	USNTDP Jr.	USHL	24	0	2	2	55	0	-	-	-	-	-
	USNTDP	U-18	60	3	7	10	113	-	-	-	-	-	-
2012-13	Windsor	OHL	45	3	8	11	85	-9	-	-	-	-	-
2013-14	Abbotsford	AHL	2	0	0	0	0	+1	-	-	-	-	-
2014-15	Adirondack	AHL	48	2	3	5	78	-9	-	-	-	-	-
2015-16	Stockton	AHL	52	2	9	11	54	-16	-	-	-	-	-
	<b>CALGARY</b>	<b>NHL</b>	<b>1</b>	<b>1</b>	<b>0</b>	<b>1</b>	<b>2</b>	<b>+1</b>	-	-	-	-	-
2016-17	Binghamton	AHL	52	2	10	12	93	-5	-	-	-	-	-
2017-18	Belleville	AHL	58	1	9	10	108	-12	-	-	-	-	-
	<b>OTTAWA</b>	<b>NHL</b>	<b>1</b>	<b>1</b>	<b>0</b>	<b>1</b>	<b>0</b>	<b>-2</b>	-	-	-	-	-
2018-19	Belleville	AHL	45	1	8	9	73	-3	-	-	-	-	-
	San Diego	AHL	14	0	1	1	8	0	3	0	0	0	0
<b>NHL Totals</b>			<b>2</b>	<b>2</b>	<b>0</b>	<b>2</b>	<b>2</b>	<b>-1</b>	-	-	-	-	-
<b>AHL Totals</b>			<b>271</b>	<b>8</b>	<b>40</b>	<b>48</b>	<b>414</b>	<b>-44</b>	<b>3</b>	<b>0</b>	<b>0</b>	<b>0</b>	<b>0</b>



**SAM STEEL**  
CENTER

[@sstee123](#)  
[samsteel\\_23](#)

**SHOOTS:** Left    **HEIGHT:** 5-11    **WEIGHT:** 189  
**BORN:** February 3, 1998; Edmonton, Alberta  
**DRAFTED:** By Anaheim in the first round (30th overall) of the 2016 NHL Draft


- ✓ Made his NHL debut with Anaheim in 2018-19, registering 6-5=11 points with a +2 rating in 22 games.
- ✓ Became the youngest Ducks player (21 years, 51 days) in club history to record a hat trick Mar. 26 @ VAN...the hat trick came in his 18th career game, the fastest in Ducks history from the start of his career...also became the third rookie in NHL history to score a regular-season hat trick that included a penalty-shot goal.
- ✓ Finished the season on a career-high three-game point streak (2-1=3), while also scoring five goals in his final five games.

# IN THE SYSTEM



- ✓ Scored his first career NHL goal (Hutton) Oct. 21 vs. BUF, and recorded his first career NHL point (assist) Oct. 13 @ DAL.
- ✓ Made his NHL debut in Anaheim's season-opening 5-2 win Oct. 3 @ SJ.
- ✓ Was named the 2018 Memorial Cup MVP and helped Canada to gold at the 2018 World Junior Championship and 2015 Ivan Hlinka Memorial.
- ✓ Added 20-21=41 points in 53 games with San Diego (AHL) in 2018-19...also had 6-7=13 points in 16 AHL playoff games.
- ✓ Earned 2016-17 WHL Player of the Year honors and won the Bob Clarke Trophy as the WHL's top scorer...led all CHL players with his 131 points, the most by a player age 19-or-younger since Patrick Kane (145, London) and John Tavares (134, Oshawa) in 2006-07...also recorded the highest points-per-game average (1.98) of any WHL player age 19-or-under since Jarome Iginla (2.16) of Kamloops in 1995-96.

REGULAR SEASON											PLAYOFFS				
Season	Team	League	GP	G	A	Pts.	PIM	+/-			GP	G	A	Pts.	PIM
2013-14	Regina	WHL	5	0	0	0	0	0			2	0	0	0	0
2014-15	Regina	WHL	61	17	37	54	16	+10			-	-	-	-	-
2015-16	Regina	WHL	72	23	47	70	24	-8			12	6	10	16	4
2016-17	Regina	WHL	66	50	81	131	40	+49			23	11	19	30	8
2017-18	Regina	WHL	54	33	50	83	18	+27			7	1	10	11	2
<b>2018-19</b>	<b>ANAHEIM</b>	<b>NHL</b>	<b>22</b>	<b>6</b>	<b>5</b>	<b>11</b>	<b>8</b>	<b>+2</b>			-	-	-	-	-
	San Diego	AHL	53	20	21	41	24	-3			16	6	7	13	8
<b>NHL Totals</b>			<b>22</b>	<b>6</b>	<b>5</b>	<b>11</b>	<b>8</b>	<b>+2</b>			-	-	-	-	-
<b>AHL Totals</b>			<b>53</b>	<b>20</b>	<b>21</b>	<b>41</b>	<b>24</b>	<b>-3</b>			<b>16</b>	<b>6</b>	<b>7</b>	<b>13</b>	<b>8</b>




## ANTHONY STOLARZ GOALTENDER

**CATCHES:** Left    **HEIGHT:** 6-5    **WEIGHT:** 230  
**BORN:** January 20, 1994; Edison, New Jersey  
**ACQUIRED:** Signed as a free agent, July 3, 2019  
**DRAFTED:** By Philadelphia in the second round (45th overall) in the 2012 NHL Draft

- ✓ Combined for a 4-5-3 record with one shutout, a 3.45 GAA and .901 SV% in 18 games with Philadelphia and Edmonton in 2018-19...began the season with the Flyers before being acquired by the Oilers in exchange for Cam Talbot Feb. 15, 2019.
- ✓ Stopped 29-of-32 shots in his NHL debut, a 5-3 victory Nov. 27, 2016 vs. CGY.
- ✓ Appeared in the 2015-16 AHL All-Star Classic with Lehigh Valley.
- ✓ Guided London (OHL) to an OHL championship in 2012-13 and back-to-back Memorial Cup appearances in 2012-13 and 2013-14.

REGULAR SEASON											PLAYOFFS					
Season	Team	League	GP	MIN	GA	SO	GAA	W-L-T	SV%		GP	MIN	GA	SO	GAA	W-L
2012-13	Nebraska-Omaha	WCHA	8	421	18	1	2.56	2-5-0	.898		-	-	-	-	-	-
	London	OHL	20	1153	44	1	2.29	13-3-2	.920		18	1115	47	1	2.53	13-4
2013-14	London	OHL	35	1927	81	4	2.52	25-5-2	.926		3	180	6	0	2.00	3-0
2014-15	Lehigh Valley	AHL	31	1592	87	2	3.28	9-13-4	.905		-	-	-	-	-	-
2015-16	Lehigh Valley	AHL	47	2726	118	0	2.60	21-18-7	.916		-	-	-	-	-	-
<b>2016-17</b>	<b>PHILADELPHIA</b>	<b>NHL</b>	<b>7</b>	<b>378</b>	<b>13</b>	<b>1</b>	<b>2.07</b>	<b>2-1-1</b>	<b>.928</b>		-	-	-	-	-	-
2017-18	Lehigh Valley	AHL	1	59	6	0	6.08	0-1-0	.829		-	-	-	-	-	-
	Reading	ECHL	3	179	9	0	3.02	1-1-1	.902		-	-	-	-	-	-
<b>2018-19</b>	<b>PHILADELPHIA</b>	<b>NHL</b>	<b>12</b>	<b>630</b>	<b>35</b>	<b>1</b>	<b>3.33</b>	<b>4-3-3</b>	<b>.902</b>		-	-	-	-	-	-
	Lehigh Valley	AHL	5	268	16	0	3.58	2-2-0	.901		-	-	-	-	-	-
	<b>EDMONTON</b>	<b>NHL</b>	<b>6</b>	<b>239</b>	<b>15</b>	<b>0</b>	<b>3.77</b>	<b>0-2-0</b>	<b>.897</b>		-	-	-	-	-	-
<b>NHL Totals</b>			<b>25</b>	<b>1245</b>	<b>63</b>	<b>2</b>	<b>3.04</b>	<b>6-6-4</b>	<b>.908</b>		-	-	-	-	-	-
<b>AHL Totals</b>			<b>113</b>	<b>6290</b>	<b>307</b>	<b>3</b>	<b>2.93</b>	<b>50-41-13</b>	<b>.910</b>		-	-	-	-	-	-

# IN THE SYSTEM



**TROY TERRY**  
**RIGHT WING**

Twitter: @troyterry1997

Instagram: tterry19


**SHOOTS:** Right    **HEIGHT:** 6-0    **WEIGHT:** 180  
**BORN:** September 10, 1997; Denver, Colorado  
**DRAFTED:** By Anaheim in the fifth round (148th overall) of the 2015 NHL Draft

- ✓ Played 32 games in his rookie season with Anaheim in 2018-19, recording 4-9=13 points with a team-leading +8 rating.
- ✓ Co-led all NHL rookies in the month of Mar. 2019 in assists (8), and ranked tied for third in points (10) and plus/minus (+8)...became the first Ducks rookie to record eight-or-more assists in a month since Cam Fowler had eight in Nov. 2010...was also the first Ducks rookie to have 10-or-more points in a month since Dan Sexton had 11 in Dec. 2009.
- ✓ Was named the NHL's Third Star of the Week for the period ending Mar. 10, 2019 after collecting 2-5=7 points with a +5 rating in four games...finished the week ranked third among NHL leaders in points, tied for third in assists, and tied for second in plus/minus...was the second Ducks rookie with seven-plus points over a span of three team games (2-5=7) Mar. 5-8.
- ✓ On Mar. 6, 2019 vs. STL, became the first Anaheim rookie to record three assists in a game since Cam Fowler Jan. 7, 2011 vs. CBJ.
- ✓ Became the first Anaheim rookie to record back-to-back three-point games Jan. 6-8 (1-5=6) and the first NHL rookie to do so since NYI's Mathew Barzal (Jan. 13-15, 2018; 3-5=8)...was also the third Ducks rookie and first rookie forward to record a +4 rating or higher Mar. 8 vs. MTL.
- ✓ Signed a three-year entry-level contract through the 2019-20 season, Mar. 26, 2018.
- ✓ Led the Denver Pioneers (NCHC) to their second straight NCHC Conference Championship in 2017-18.
- ✓ Represented Team USA at the 2018 Olympic Winter Games, recording five assists in five games.
- ✓ Helped lead Team USA to gold at the 2017 World Junior Championship and Denver (NCHC) to the 2017 NCAA National Championship...went 4-for-4 in shootouts with game-deciding goals against Canada (Final) and Russia (Semifinals) during the World Juniors...was also named to the All-Frozen Four Team after collecting four assists (0-4=4) in victories against Minnesota-Duluth (Championship) and Notre Dame (Semifinals).

## REGULAR SEASON

## PLAYOFFS

Season	Team	League	GP	G	A	Pts.	PIM	+/-	GP	G	A	Pts.	PIM
2017-18	Denver	NCHC	39	14	34	48	6	+21	-	-	-	-	-
	United States	Olympics	5	0	5	5	4	+2	-	-	-	-	-
	<b>ANAHEIM</b>	<b>NHL</b>	<b>2</b>	<b>0</b>	<b>0</b>	<b>0</b>	<b>0</b>	<b>0</b>	-	-	-	-	-
2018-19	San Diego	AHL	41	16	25	41	4	+1	-	-	-	-	-
	<b>ANAHEIM</b>	<b>NHL</b>	<b>32</b>	<b>4</b>	<b>9</b>	<b>13</b>	<b>2</b>	<b>+8</b>	-	-	-	-	-
<b>NHL Totals</b>			<b>34</b>	<b>4</b>	<b>9</b>	<b>13</b>	<b>2</b>	<b>+8</b>	-	-	-	-	-



**JACK BADINI**  
**FORWARD**

🐦 @jackbadini  
📷 jackbadini

**SHOOTS:** Left     **HEIGHT:** 6-0     **WEIGHT:** 203  
**BORN:** January 19, 1998; Old Greenwich, Connecticut  
**DRAFTED:** By Anaheim in the third round (91st overall) of the 2017 NHL Draft

- ✓ Appeared in his sophomore season with Harvard (ECAC) in 2018-19, earning 8-12=20 points in 33 games.
- ✓ Was named to the ECAC All-Rookie Team and led Harvard freshman forwards in scoring in 2017-18.
- ✓ Led the USHL in playoff scoring (7-10=17 points in 14 games) en route to winning the 2017 Clark Cup with Chicago as league champions.

Season	Team	League	REGULAR SEASON							PLAYOFFS				
			GP	G	A	Pts.	PIM	+/-	GP	G	A	Pts.	PIM	
2014-15	Lincoln	USHL	29	2	1	3	12	-	-	-	-	-	-	
2015-16	Lincoln	USHL	56	4	7	11	55	4	0	1	1	6	-	
2016-17	Chicago	USHL	59	28	14	42	38	14	7	10	17	2	-	
2017-18	Harvard	ECAC	33	10	7	17	16	-	-	-	-	--	-	
2018-19	Harvard	ECAC	33	8	12	20	16	-	-	-	-	-	-	



**MATT BERKOVITZ**  
**DEFENSEMAN**


📷 mattberkovitz6

**SHOOTS:** Left     **HEIGHT:** 6-1     **WEIGHT:** 190  
**BORN:** February 16, 1996; Green Bay, Wisconsin  
**DRAFTED:** By Anaheim in the fifth round (123rd overall) of the 2014 NHL Draft

- ✓ Had 1-9=10 points in 39 games with Army (AHA) in 2018-19...did not appear in varsity games in 2017-18.
- ✓ Played three USHL seasons with Green Bay and Sioux City, collecting 4-35=39 points with a +16 rating.
- ✓ In 2016-17, ranked second on Green Bay in plus/minus (+12) and second among team defensemen in points (2-23=25), assists and shots (72).

Season	Team	League	REGULAR SEASON							PLAYOFFS				
			GP	G	A	Pts.	PIM	+/-	GP	G	A	Pts.	PIM	
2015-16	Green Bay	USHL	52	2	8	10	20	3	0	0	0	0	-	
<b>2016-17</b>	<b>Green Bay</b>	<b>USHL</b>	<b>53</b>	<b>2</b>	<b>23</b>	<b>25</b>	<b>20</b>	-	-	-	-	-	-	
2017-18	Army	AHA	-	-	-	-	-	-	-	-	-	-	-	
2018-19	Army	AHA	39	1	9	10	8	-	-	-	-	-	-	

# FUTURE DUCKS



**WILL FRANCIS**  
DEFENSEMAN


🐦 @wfrancis9

📷 w\_francis7

**SHOOTS:** Right    **HEIGHT:** 6-4    **WEIGHT:** 207  
**BORN:** November 16, 2000; St. Paul, Minnesota  
**DRAFTED:** By Anaheim in the sixth round (163rd overall) of the 2019 NHL Draft

- ✓ Appeared in his first USHL season with Cedar Rapids in 2018-19, collecting 2-8=10 points with a +9 rating and a team-leading 131 PIM in 59 games...ranked second among Cedar Rapids rookies in games and plus/minus.
- ✓ Earned an assist in the USHL/NHL Top Prospects Game Jan. 8, 2019.

REGULAR SEASON											PLAYOFFS				
Season	Team	League	GP	G	A	Pts.	PIM	+/-			GP	G	A	Pts.	PIM
2018-19	Cedar Rapids	USHL	59	2	8	10	131	6			0	0	0	16	



**BENOIT-OLIVIER GROULX**  
CENTER

📷 dr.groulx

**SHOOTS:** Left    **HEIGHT:** 6-1    **WEIGHT:** 199  
**BORN:** February 6, 2000; Rouen, France  
**DRAFTED:** By Anaheim in the second round (54th overall) of the 2018 NHL Draft

- ✓ Helped lead Halifax (QMJHL) to the 2019 Memorial Cup championship final and the 2019 QMJHL President's Cup final game...was named to the CHL Memorial Cup All-Star Team after earning 1-3=4 points with a +3 rating in four tournament games...also recorded 4-8=12 points in 10 QMJHL playoff games...set QMJHL regular-season career highs in points (31-49=80), goals, assists and plus/minus (+37).
- ✓ Was the first overall pick in the 2016 QMJHL Entry Draft by Halifax.
- ✓ Was born in Rouen, France and raised in Gatineau, Quebec...is the son of current head coach of Syracuse (AHL) Benoit Groulx.

REGULAR SEASON											PLAYOFFS				
Season	Team	League	GP	G	A	Pts.	PIM	+/-			GP	G	A	Pts.	PIM
2016-17	Halifax	QMJHL	62	17	14	31	34	6			1	1	2	4	
2017-18	Halifax	QMJHL	68	28	27	55	100	9			2	6	8	14	
2018-19	Halifax	QMJHL	65	31	49	80	56	10			4	8	12	12	



# FUTURE DUCKS



**MATHEW HILL**  
DEFENSEMAN

🐦 @mathewhill99

📷 mathewhill3

**SHOOTS:** Left     **HEIGHT:** 6-4     **WEIGHT:** 199

**BORN:** May 1, 2001; Oakville, Ontario

**DRAFTED:** By Anaheim in the sixth round (186th overall) of the 2019 NHL Draft

- ✓ Recorded 2-11=13 points with a +7 rating in 65 games with Barrie (OHL) in 2018-19...ranked tied for fourth among team leaders in plus/minus.
- ✓ Made his OHL debut with Barrie in 2017-18, picking up 1-2=3 points with a +8 rating in 30 games.

Season	Team	League	REGULAR SEASON						PLAYOFFS				
			GP	G	A	Pts.	PIM	+/-	GP	G	A	Pts.	PIM
2017-18	Barrie	OHL	30	1	2	3	15	-	-	-	-	-	-
2018-19	Barrie	OHL	65	2	11	13	46	-	-	-	-	-	-



# FUTURE DUCKS



**TREVOR JANICKE**  
CENTER

@tjanicke7

**SHOOTS:** Right    **HEIGHT:** 5-10    **WEIGHT:** 194

**BORN:** Dec. 25, 2000; Maple Grove, Minnesota


**DRAFTED:** By Anaheim in the fifth round (132nd overall) of the 2019 NHL Draft

- ✓ Collected 22-26=48 points in 58 games with Central Illinois (USHL) in 2018-19...led Central Illinois in points and PPG (9), co-led in goals, and ranked tied for second in assists.
- ✓ Won silver with Team USA at the 2018 U-18 World Championship, scoring two goals in seven tournament games...also helped the U.S. to a tournament win at the 2018 U-18 Five Nations Tournament.
- ✓ Combined for 11-13=24 points in 119 games with the USNTDP U-18 and U-17 teams from 2016-18.

## REGULAR SEASON

## PLAYOFFS

Season	Team	League	GP	G	A	Pts.	PIM	+/-	GP	G	A	Pts.	PIM
2016-17	USNTDP	U-17	56	1	5	6	20	-	-	-	-	-	-
	USNTDP	U-18	1	0	0	0	0	-	-	-	-	-	-
2017-18	USNTDP	U-18	62	10	8	18	40	-	-	-	-	-	-
2018-19	Central Illinois	USHL	58	22	26	48	40	-	-	-	-	-	-



**JACKSON LACOMBE**  
DEFENSEMAN

@lacombe\_jackson

jacksonlacombe

**SHOOTS:** Left    **HEIGHT:** 6-1    **WEIGHT:** 185

**BORN:** January 9, 2001; Eden Prairie, Minnesota


**DRAFTED:** By Anaheim in the second round (39th overall) of the 2019 NHL Draft

- ✓ Was the first high school player selected in the 2019 NHL Draft.
- ✓ Collected 39-145=184 points in 165 career United States High School Prep League (USHS) games with Shattuck St. Mary's Prep from 2016-19.
- ✓ Was named to the 2018-19 USHS All-USA Hockey First Team after recording 22-67=89 points in 54 games during his senior season.

## REGULAR SEASON

## PLAYOFFS

Season	Team	League	GP	G	A	Pts.	PIM	+/-	GP	G	A	Pts.	PIM
2016-17	Shattuck St. Mary's	USHS-Prep	56	12	34	46	22	-	-	-	-	-	-
2017-18	Shattuck St. Mary's	USHS-Prep	55	5	44	49	30	-	-	-	-	-	-
2018-19	Shattuck St. Mary's	USHS-Prep	54	22	67	89	54	-	-	-	-	-	-
	Chicago	USHL	3	0	0	0	0	2	0	0	0	0	-




**BLAKE McLAUGHLIN**  
LEFT WING

Twitter: @blakemclaughli5  
Instagram: blakemclaughlin7

**SHOOTS:** Left    **HEIGHT:** 5-11    **WEIGHT:** 170  
**BORN:** February 14, 2000; Grand Rapids, MN  
**DRAFTED:** By Anaheim in the third round (79th overall) of the 2018 NHL Draft

- ✓ Made his Big Ten debut with Minnesota in 2018-19, recording 5-15=20 points in 35 games... ranked tied for second on the Gophers in GWG (3)...also led team freshmen in GWG, while ranking second in assists and points.
- ✓ Appeared in his second USHL season in 2017-18, earning 23-29=52 points in 54 games with Chicago...ranked second among team leaders in scoring and tied for third in goals and assists...added 3-4=7 points in seven USHL Playoff games in 2018.

Season	Team	League	REGULAR SEASON							PLAYOFFS				
			GP	G	A	Pts.	PIM	+/-	GP	G	A	Pts.	PIM	
2016-17	Chicago	USHL	11	0	2	2	0	1	0	0	0	2		
2017-18	Chicago	USHL	54	23	29	52	70	7	3	4	7	4		
2018-19	Minnesota	Big Ten	35	5	15	20	36	-	-	-	-	-		



**GARRETT METCALF**  
GOALTENDER

Twitter: @chieftendy  
Instagram: garrett\_metcalf

**CATCHES:** Left    **HEIGHT:** 6-3    **WEIGHT:** 194  
**BORN:** March 5, 1996; Salt Lake City, Utah  
**DRAFTED:** By Anaheim in the sixth round (179th overall) of the 2015 NHL Draft

- ✓ Posted a 7-7-0 record with one shutout, a 3.28 GAA and .902 SV% in his first season with Mercyhurst (AHA) in 2018-19...led Mercyhurst goaltenders in wins and was the lone Lakers goalie to record a shutout on Nov. 17, 2018 vs. Sacred Heart (30 saves).
- ✓ Made his NCAA debut with the University of Massachusetts-Lowell (Hockey East) in 2016-17...appeared in four games, going 1-0-1 with a 2.59 GAA and .913 SV%.
- ✓ Went 22-28-5 with three shutouts and a 3.23 GAA in 69 career USHL games with Madison and Waterloo from 2014-16.
- ✓ Ranked tied for seventh among USHL goaltenders in shutouts (2) in 2015-16 and 10th in SV% (.911) in 2014-15.

Season	Team	League	REGULAR SEASON							PLAYOFFS				
			GP	MIN	GA	SO	GAA	W-L-T	GP	MIN	GA	SO	GAA	W-L
2014-15	Madison	USHL	33	1529	83	1	3.26	9-12-3	-	-	-	-	-	-
2015-16	Madison	USHL	27	1484	79	1	3.19	10-13-2	-	-	-	-	-	-
	Waterloo	USHL	9	496	27	1	3.26	3-3-2	-	-	-	-	-	-
2016-17	UMass-Lowell	Hockey East	4	208	9	0	2.59	1-0-1	-	-	-	-	-	-
2017-18	Mercyhurst	AHA	-	-	-	-	-	-	-	-	-	-	-	-
2018-19	Mercyhurst	AHA	15	806	44	1	3.28	7-7-0	-	-	-	-	-	-

# FUTURE DUCKS



**JACK PERBIX**  
RIGHT WING

[@perbixx12](#)

[j\\_perbix12](#)

**SHOOTS:** Right    **HEIGHT:** 6-1    **WEIGHT:** 182  
**BORN:** September 13, 2000; Elk River, Minnesota  
**DRAFTED:** By Anaheim in the fourth round (116th overall) of the 2018 NHL Draft

- ✓ Split his first full USHL season in 2018-19 with Green Bay and Des Moines, combining for 12-37=49 points with a +8 rating in 60 games...ranked tied for ninth among USHL leaders in assists.
- ✓ Was named USHL Forward of the Week for Jan. 21-27 after scoring five goals (5-0=5) in two games...scored his first career USHL hat trick Jan. 26, 2019 vs. Lincoln (3-0=3).
- ✓ Split the 2017-18 season with Elk River High School (Minnesota) and Green Bay (USHL), combining for 20-45=65 points with 37 PIM in 42 games...paced Elk River in scoring (19-42=61) and assists, and ranked second in goals.
- ✓ Appeared in 25 games for Elk River High in 2016-17, earning 15-20=35 points.

## REGULAR SEASON

## PLAYOFFS

Season	Team	League	GP	G	A	Pts.	PIM	+/-	GP	G	A	Pts.	PIM
2016-17	Elk River High	USHS-MN	25	15	20	35	18	2	2	3	5	4	
	USNTDP	U-17	5	0	0	0	0	-	-	-	-	-	
2017-18	Elk River High	USHS-MN	25	19	42	61	31	2	2	5	7	0	
	Green Bay	USHL	17	1	3	4	6	2	0	0	0	0	
2018-19	Green Bay	USHL	43	9	28	37	26	-	-	-	-	-	
	Des Moines	USHL	17	3	9	12	8	5	0	1	1	2	



**HENRY THRUN**  
DEFENSEMAN

[@HenryThrun](#)

[henrythrun](#)


**SHOOTS:** Left    **HEIGHT:** 6-1    **WEIGHT:** 185  
**BORN:** March, 12, 2001; Southborough, Massachusetts  
**DRAFTED:** By Anaheim in the fourth round (101st overall) of the 2019 NHL Draft

- ✓ Appeared in 124 career games with the NTDP U-17 and U-18 teams from 2017-19, earning 15-61=76 points with a +68 rating.
- ✓ In 2018-19, ranked second among NDTP U-18 defensemen in PPG (3), tied for second in goals (8), and third in points (37) and assists (29).
- ✓ Won gold at the 2018 U-17 World Hockey Challenge and bronze at the 2019 U-18 World Championship with Team USA.

## REGULAR SEASON

## PLAYOFFS

Season	Team	League	GP	G	A	Pts.	PIM	+/-	GP	G	A	Pts.	PIM
2017-18	USNTDP	U-17	58	7	32	62	12	-	-	-	-	-	
	USNTDP	U-18	2	0	0	0	0	-	-	-	-	-	
2018-19	USNTDP	U-18	64	8	29	37	22	-	-	-	-	-	



## BRAYDEN TRACEY

**LEFT WING**

[@brayden\\_tracey](#)

[brayden.tracey](#)

**SHOOTS:** Left    **HEIGHT:** 5-10    **WEIGHT:** 182

**BORN:** May 28, 2001; Calgary, Alberta

**DRAFTED:** By Anaheim in the first round (29th overall) of the 2019 NHL Draft

- ✓ Named the WHL's 2018-19 Rookie of the Year after earning 36-45=81 points with a +33 rating in 66 games with the Moose Jaw Warriors...led WHL rookies in points, goals, (11), PPG (12), assists, PPA (15) and plus/minus in his first full WHL campaign.
- ✓ Registered 4-3=7 points in seven games with Team Canada at the 2019 U-18 World Championship...won silver with Canada at the 2017 World Hockey Challenge.

		REGULAR SEASON							PLAYOFFS				
Season	Team	League	GP	G	A	Pts.	PIM	+/-	GP	G	A	Pts.	PIM
2017-18	Moose Jaw	WHL	5	0	2	2	0	2	0	0	0	0	0
2018-19	Moose Jaw	WHL	66	36	45	81	28	2	0	1	1	4	4



## TREVOR ZEGRAS

**CENTER**

[@tzegras11](#)

[trevorzegras](#)

**SHOOTS:** Left    **HEIGHT:** 6-0    **WEIGHT:** 170

**BORN:** March 20, 2001; Bedford, New York

**DRAFTED:** By Anaheim in the first round (ninth overall) of the 2019 NHL Draft

- ✓ Recorded 46-100=146 points in 116 career games with the USNTDP U-17 and U-18 teams... finished fourth in NTDP history in career assists, and sixth for assists in a single-season (61 in 2018-19).
- ✓ Collected 26-61=87 points in 60 games with the NTDP club in 2018-19...ranked second among team leaders in assists, behind only Jack Hughes (78).
- ✓ Helped Team USA to a U-18 World Championship bronze medal in 2019 and a U-17 World Hockey Challenge gold medal in 2017.

		REGULAR SEASON							PLAYOFFS				
Season	Team	League	GP	G	A	Pts.	PIM	+/-	GP	G	A	Pts.	PIM
2017-18	USNTDP	U-17	56	20	39	59	42	-	-	-	-	-	-
2018-19	USNTDP	U-18	60	26	61	87	94	-	-	-	-	-	-

# 2019-20 PLAYER PERSONNEL

## FORWARDS

No.	NAME	HT	WT	POS	S	BIRTHPLACE	BIRTHDATE	2018-19 CLUB
11	Daniel Sprong	5-11	191	RW	R	Amsterdam, Netherlands	March 17, 1997	Pittsburgh (NHL)/Anaheim (NHL)
14	Adam Henrique	6-0	188	C	L	Brantford, Ontario	February 6, 1990	Anaheim (NHL)
15	Ryan Getzlaf	6-3	228	C	R	Regina, Saskatchewan	May 10, 1985	Anaheim (NHL)
20	Nicolas Deslauriers	6-3	219	LW	L	LaSalle, Quebec	February 22, 1991	Montreal (NHL)
24	Carter Rowney	6-1	208	RW	R	Grand Prairie, Alberta	May 19, 1989	Anaheim (NHL)
25	Ondrej Kase	6-0	190	RW	R	Kadan, Czech Republic	November 8, 1995	Anaheim (NHL)
29	Devin Shore	6-1	206	C	L	Ajax, Ontario	July 19, 1994	Dallas (NHL)/Anaheim (NHL)
33	Jakob Silfverberg	6-0	208	RW	R	Galve, Sweden	October 13, 1990	Anaheim (NHL)
34	Sam Steel	5-11	189	C	L	Edmonton, Alberta	February 3, 1998	Anaheim (NHL)/San Diego (AHL)
37	Nick Ritchie	6-2	230	LW	L	Orangeville, Ontario	December 5, 1995	Anaheim (NHL)
38	Derek Grant	6-3	206	C	L	Abbotsford, British Columbia	April 20, 1990	Wilkes-Barre/Scranton (AHL)/Pittsburgh (NHL)/ Anaheim (NHL)
39	Sam Carrick	6-0	205	C	R	Markham, Ontario	February 4, 1992	San Diego (AHL)/Anaheim (NHL)
43	Andrew Poturalski	5-10	183	C	R	Williamsville, NY	January 14, 1994	Charlotte (AHL)
45	Andreas Martinsen	6-2	225	LW	L	Baerum, Norway	June 13, 1990	Chicago (NHL)/Rockford (AHL)
46	Blake Pietila	5-11	200	LW	L	Milford, MI	February 20, 1993	New Jersey (NHL)/Binghamton (AHL)
48	Isac Lundestrom	6-0	187	C	L	Gallivare, Sweden	November 6, 1999	Anaheim (NHL)/San Diego (AHL)/Lulea HF (SHL)
49	Max Jones	6-1	220	LW	L	Rochester, Michigan	February 17, 1998	Anaheim (NHL)/San Diego (AHL)
53	Max Comtois	6-2	215	LW	L	Longueuil, Quebec	January 8, 1999	Anaheim (NHL)/San Diego (AHL)/ Drummondville (QMJHL)
54	Antoine Morand	5-11	184	C	L	Mercier, Quebec	February 18, 1999	Halifax (QMJHL)
57	Alex Dostie	5-10	174	C	L	Drummondville, Quebec	April 13, 1997	San Diego (AHL)/Utah (ECHL)
58	Chase De Leo	5-9	186	C	L	La Mirada, California	October 25, 1995	San Diego (AHL)/Anaheim (NHL)
59	Jack Kopacka	6-2	199	LW	L	Lapeer, Michigan	March 5, 1998	San Diego (AHL)
61	Troy Terry	6-0	180	RW	R	Denver, Colorado	September 10, 1997	San Diego (AHL)/Anaheim (NHL)
64	Kiefer Sherwood	6-0	194	C	R	Columbus, Ohio	March 21, 1995	Anaheim (NHL)/San Diego (AHL)
67	Rickard Rakell	6-0	196	C	R	Sundbyberg, Sweden	May 5, 1993	Anaheim (NHL)
80	Deven Sideroff	6-1	196	RW	R	Kamloops, British Columbia	April 14, 1997	San Diego (AHL)
81	Justin Kloos	5-10	175	C	R	Lakeville, Minnesota	November 30, 1993	Iowa (AHL)/Anaheim (NHL)/San Diego (AHL)

## DEFENSEMEN

No.	NAME	HT	WT	POS	S	BIRTHPLACE	BIRTHDATE	2018-19 CLUB
2	Brendan Guhle	6-2	197	D	L	Edmonton, Alberta	July 29, 1997	Rochester (AHL)/Buffalo (NHL)/Anaheim (NHL)
4	Cam Fowler	6-1	207	D	L	Windsor, Ontario	December 5, 1991	Anaheim (NHL)
5	Korbinian Holzer	6-3	213	D	R	Munich, Germany	February 16, 1988	Anaheim (NHL)/San Diego (AHL)
23	Chris Wideman	5-10	190	D	R	St. Louis, Missouri	January 7, 1990	Ottawa (NHL)/Edmonton (NHL)/Florida (NHL)/ Springfield (AHL)/Wilkes-Barre/Scranton (AHL)
28	Jani Hakanpaa	6-5	218	D	R	Kirkkonummi, Finland	March 31, 1992	Karpat (Finland)
32	Jacob Larsson	6-2	190	D	L	Ljungby, Sweden	April, 29, 1997	San Diego (AHL)/Anaheim (NHL)
42	Josh Manson	6-3	224	D	R	Hinsdale, Illinois	October 7, 1991	Anaheim (NHL)
44	Michael Del Zotto	6-0	195	D	L	Stouffville, Ontario	June 24, 1990	Vancouver (NHL)/Anaheim (NHL)/St. Louis (NHL)
47	Hampus Lindholm	6-3	208	D	L	Helsingborg, Sweden	January 20, 1994	Anaheim (NHL)
63	Patrick Sieloff	6-1	205	D	L	Ann Arbor, Michigan	May 15, 1994	Bellville (AHL)/San Diego (AHL)
76	Josh Mahura	6-0	186	D	L	St. Albert, Alberta	May 5, 1998	San Diego (AHL)/Anaheim (NHL)
86	Simon Benoit	6-3	191	D	L	Laval, Quebec	September 19, 1998	San Diego (AHL)

## GOALTENDERS

No.	NAME	HT	WT	POS	C	BIRTHPLACE	BIRTHDATE	2018-19 CLUB
1	Lukas Dostal	6-2	174	G	L	Brno, Czech Republic	June 22, 2000	Horacka Slavia Trebic (Czech Rep.-2)/Ilves (Finland)
30	Ryan Miller	6-2	170	G	L	East Lansing, Michigan	July 17, 1980	Anaheim (NHL)
31	Anthony Stolarz	6-5	230	G	L	Edison, New Jersey	January 20, 1994	Philadelphia (NHL)/Lehigh Valley (AHL)/ Edmonton (NHL)
36	John Gibson	6-2	207	G	L	Pittsburgh, Pennsylvania	July 14, 1993	Anaheim (NHL)
40	Kevin Boyle	6-0	201	G	L	Manalapan, New Jersey	May 30, 1992	San Diego (AHL)/Anaheim (NHL)
78	Olle Eriksson Ek	6-3	189	G	L	Karlstad, Sweden	June 22, 1999	BIK Karlskoga (Sweden-2)
79	Angus Redmond	6-2	197	G	L	Langley, British Columbia	October 3, 1995	Reading (ECHL)/San Diego (AHL)/South Carolina (ECHL)/Jacksonville (ECHL)



# SAN DIEGO GULLS



## ARENA

Pechanga Arena San Diego  
3500 Sports Arena Blvd  
San Diego, CA 92110  
(619) 224-4171  
Capacity: 12,920

## FRONT OFFICE

7676 Hazard Center Drive,  
Suite 1075  
San Diego, CA 92108  
Phone: (619) 359-4700  
Fax: (619) 359-4701  
www.sandiegogulls.com  
info@sandiegogulls.com

## PRACTICE FACILITY

The Rinks - Poway ICE  
12455 Kerran Street, #100  
Poway, CA 92064  
(858) 956-0045



## EXECUTIVE MANAGEMENT

Owners ..... Henry and Susan Samuelli  
Chief Executive Officer ..... Michael Schulman  
President, Hockey Operations ..... Bob Murray  
President, Business Operations ..... Matt Savant  
General Manager ..... Bob Ferguson

## COACHING STAFF

Head Coach ..... Kevin Dineen  
Assistant Coach ..... Sylvain Lefebvre  
Assistant Coach ..... David Urquhart  
Goaltending Coach ..... J.F. Labbe  
Video Coordinator ..... Austin Violette

## HOCKEY CLUB OPERATIONS

Director, Minor League Hockey Operations ..... Jillian Reddin  
Manager, Team Services ..... Jeff Goduti  
Head Equipment Manager ..... Joey Guilmet  
Assistant Equipment Manager ..... Ryan Tall  
Equipment Assistant ..... Alf Tejada  
Head Athletic Trainer ..... Mike Ermatinger  
Assistant Athletic Trainer ..... Ryan Ledwon  
Head Strength and Conditioning Coach ..... Justus Schafer  
Strength and Conditioning ..... Colin Reddin

## COMMUNICATIONS & BROADCASTING

Director, Communications & Broadcasting ..... Steve Brown  
Media & Communications Coordinator ..... Joe Spurrier  
Play-by-Play Announcer ..... Andy Zilch  
Color Analyst ..... BJ MacPherson

## COMMUNITY RELATIONS

Director, Community Relations ..... Melissa Werman  
Community Relations Coordinator ..... Susanna Wiggins

## CORPORATE PARTNERSHIPS

Director, Corporate Partnerships ..... Greg Zweig  
Manager, Corporate Partnerships ..... Michael Tannenbaum  
Activation Associate, Corporate Partnerships ..... Briana Abasta

## FINANCE

Controller ..... Kyle Gray  
Accounting Clerk ..... Magdalena Ledezma

## HUMAN RESOURCES

Human Resources Specialist ..... Lori Pincino

## MARKETING

Director, Marketing ..... Ryan Johnson  
Manager, Game Operations ..... David DesRochers  
Manager, Merchandise ..... Rebekah Schieck  
Graphic Designer ..... Dominique Chirincio  
Host/Entertainment Coordinator ..... Emily Harlan

## TICKETING

Director, Ticket Sales ..... Nate Beasley  
Manager, Group Sales ..... Casey Callahan  
Manager, Season Ticket Service and Retention ..... Derek Dawson  
Manager, Inside Sales ..... Jesse Correia  
Business Intelligence & Ticket Operations Analyst ..... Tanner Franklin  
Account Service Executive, Season Ticket Sales ..... Rick Hagar  
Account Service Executive, Season Ticket Sales ..... Nick Sciabarra  
Account Executive, Season Ticket Sales ..... Charles Aquayo  
Account Executive, Season Ticket Sales ..... Alex Mattera  
Account Executive, Group Sales ..... Cameron Fagundes  
Account Executive, Group Sales ..... Bill Foltz Jr.  
Account Executive, Group Sales ..... Aaron Jensen  
Inside Sales Representative ..... James Kelly  
Inside Sales Representative ..... Joshua Woodard

## MISCELLANEOUS

Home Ice ..... Valley View Casino Center (opened 1966)  
Capacity ..... 12,920  
Club Colors ..... Orange, Blue, Black  
PA Announcer ..... Callan McClurg  
Founded ..... 2015

## TEAM HISTORY

The San Diego Gulls took the ice on Oct. 10, 2015 to open their inaugural American Hockey League season in San Diego, CA. One of seven teams in the AHL's recently created Pacific Division and one of five still playing dating to the inaugural 2015-16 season, the Gulls have since posted an all-time record of 154-95-23 and 331 points (.608 points percentage). San Diego leads the Pacific Division in all-time wins, points and points percentage since the division's inception in 2015.

The Gulls have qualified for the Calder Cup Playoffs in three of their four seasons, one of three AHL clubs to advance to the Division Finals on three-or-more occasions since the inception of the current division format in 2015 (also Toronto and Hershey). San Diego is the only team in the Pacific Division to advance beyond the First Round on multiple occasions. The Gulls have won the most playoff series (4) and games (17) among Pacific Division clubs.

The Gulls led the AHL in attendance in 2018-19 (9,021 avg.) for the second straight season after becoming the first team in 10 seasons to usurp the Hershey Bears atop the league's attendance charts in 2017-18 (9,305 avg.). San Diego has also been named the AHL's Team of the Year in 2016-17 in addition to the ticket sales department of the year from 2015-18.

Professional hockey in San Diego has a rich history, dating to the San Diego Skyhawks of the Pacific Coast Hockey League in 1944. Since then, San Diego has been home to several professional teams and leagues throughout the years, including the aforementioned Skyhawks (1944-50), Gulls of the Western Hockey League (1966-74), Mariners of the World Hockey Association (1974-77) and Pacific Hockey League (1977-78), Hawks of the PHL (1978-79) and Gulls of the International Hockey League (1990-95), West Coast Hockey League (1995-03) and ECHL (2003-06).

Pechanga Arena San Diego, the Gulls' home venue, opened on Nov. 17, 1966 with a 4-1 San Diego Gulls (WHL) victory over the Seattle Totems. Pechanga Arena San Diego (formerly San Diego Sports Arena, iPayOne Center and Valley View Casino Center) has housed professional hockey, basketball, indoor soccer, arena football, tennis and numerous entertainment events. A central figure in San Diego sports history, Pechanga Arena San Diego Center has recently seen significant arena upgrades, most notably a new state-of-the-art scoreboard prior to the Gulls' 2015-16 campaign and a new LED lighting system in 2017-18.

# SAN DIEGO GULLS



**BOB FERGUSON**  
GENERAL MANAGER

Bob Ferguson is in the midst of his 12th season with the Anaheim Ducks organization and his fifth season as General Manager of the San Diego Gulls. With San Diego, Ferguson has helped build a team that has advanced to the Pacific Division Finals in three of its first four seasons and reached the Western Conference Finals in 2019. The Gulls have gone 154-95-15-8 with 331 points (.608 points percentage) since its debut season in 2015-16.

Ferguson previously spent three seasons as Assistant General Manager of the Norfolk Admirals, Anaheim's AHL affiliate from 2012-15. Ferguson owns more than 39 years of experience in a coaching or management capacity at the minor league and junior levels, including the last 11 seasons with the Anaheim organization. He spent the 2010-11 and 2011-12 campaigns as Assistant General Manager of the Syracuse Crunch, Anaheim's AHL affiliate prior to Norfolk. In 2009-10, he served as a scout for Anaheim, responsible for amateur and college scouting along with other special assignments in hockey operations. Ferguson's first season with the Ducks organization was 2008-09, when he held the post of Assistant General Manager for the Iowa Chops, Anaheim's then-AHL affiliate.

Prior to joining the Ducks, Ferguson spent nine years as a head coach in the professional ranks with the Indianapolis Ice of the IHL, as well as the Florida Everblades and Augusta Lynx of the ECHL. In his nine seasons as a professional coach, Ferguson's teams never missed the playoffs.

A native of Kingston, Ontario, Ferguson is a three-time USA Hockey National Champion (Gold Cup), a five-time United States Hockey League (USHL) Coach of the Year, a five-time USHL General Manager of the Year and two-time ECHL Coach of the Year. Before reaching the IHL, Ferguson coached in the USHL for 17 seasons with the Sioux City Musketeers and Des Moines Buccaneers. With 517 career USHL coaching wins, he ranks third all-time in league history. During his USHL tenure, he led Sioux City (2) and Des Moines (3) to multiple Clark Cup championships.

Ferguson and his wife, Lisa, have two children: Brett and Kaylee. The family resides in San Diego.



**KEVIN DINEEN**  
HEAD COACH

Kevin Dineen is in the midst of his first season as head coach of the San Diego Gulls, his fourth overall season in the Anaheim Ducks organization.

Named to his current post July 15, 2019, Dineen was an assistant coach for the Chicago Blackhawks from 2014-18, helping lead the club to a Stanley Cup championship in 2015. A native of Quebec City, Quebec, Dineen previously served as head coach of the Florida Panthers from 2011-13, guiding the club to a 56-62-28 record, including its first Southeast Division title in 2011-12.

Dineen spent six seasons as head coach of the Portland Pirates (AHL) from 2005-11, leading his teams to a 266-155-59 record in 480 games. Portland, which was Anaheim's primary development affiliate from 2005-08, went 135-76-29 (.623%) with two trips to the Eastern Conference Finals (2005, 2008) under Dineen. He was named the recipient of the Louis A.R. Pieri Memorial Award as the AHL's outstanding coach in 2005-06.

Internationally, Dineen led the Canadian women's national team to a gold medal at the 2014 Olympic Winter Games in Sochi, Russia. He also led Canada's men's national team to a bronze medal at the 2014 Under-18 World Championship and a second-place finish at the 2018 Spengler Cup in Davos, Switzerland.

Selected by the Hartford Whalers in the third round (56th overall) of the 1982 NHL Draft, Dineen played 19 NHL seasons from 1984-2003, recording 355-405=760 points in 1,188 career games with Hartford, Philadelphia, Carolina, Ottawa and Columbus. He is one of eight NHL players to record more than 300 goals and 2,000 PIM. Dineen also appeared in 59 career Stanley Cup Playoff games with Hartford, Philadelphia and Carolina, collecting 23-18=41 points. He also served as team captain while playing for Philadelphia, Hartford and Carolina.

As a player, Dineen appeared in two NHL All-Star Games (1988, 1989), and was named the NHL's Man of the Year in 1990-91 in recognition of his involvement with charitable activities. He was also named a finalist for the Bill Masterton Trophy on three occasions, awarded annually to the NHL player who best exemplifies the qualities of perseverance, sportsmanship, and dedication to ice hockey.

Kevin and his wife, Annie, have four children: Hannah, Emma, William and Declan.

# SAN DIEGO GULLS



## **SYLVAIN LEFEBVRE**

### **ASSISTANT COACH**

The 2019-20 AHL campaign marks Sylvain Lefebvre's second season as an assistant coach with the Gulls. Last season, Lefebvre helped guide San Diego to a 36-24-5-3 record and an appearance in the 2019 Calder Cup Western Conference Finals. Lefebvre spent the previous six seasons as head coach of Montreal's primary AHL affiliate in Hamilton (2012-15), St. John's (2015-17) and Laval (2017-18). Prior to his AHL assignment with Montreal, he served as assistant coach with the Colorado Avalanche for three seasons (2009-12) after spending two years (2007-09) as assistant coach with the club's AHL affiliate in Lake Erie.

Lefebvre is a veteran of 945 career NHL games with Montreal, Toronto, Quebec/Colorado and the New York Rangers. He recorded 30-154=184 points with a +108 rating during his 14-year NHL career. Lefebvre was part of Colorado's first Stanley Cup championship team in 1996 and went on to appear in 129 career Stanley Cup Playoff games. Lefebvre also played parts of three AHL seasons with Sherbrooke (1987-89) and Hartford (2001-02), earning 18-61=79 points in 171 career regular-season games.

Lefebvre and his wife, Marie Claire, have four children: Jade-Isis (30), Djan-Alexandre (28), Jordan (27) and Alexanne (23). The family also has two grandchildren: Sky (5) and Flynn (2).



## **DAVID URQUHART**

### **ASSISTANT COACH**

David Urquhart is in the midst of his second season as an assistant coach for the Gulls. Urquhart helped San Diego to its third Calder Cup Playoff appearance in franchise history and first trip to the Western Conference Finals in 2018-19. Prior to joining the Anaheim organization, Urquhart served as assistant coach with McGill University in Montreal for four seasons from 2014-18. He also served as head coach for Team Serbia at the 2018 IIHF World Hockey Championship Division II. Urquhart appeared in 130 career AHL games from 2008-11, collecting 6-17=23 points with a +8 rating with Hartford and Hamilton. The Thorold, Ontario native also played three seasons in Italy from 2011-14, highlighted by a league championship victory in 2013-14.

Urquhart played four collegiate seasons with the McGill Redmen from 2004-08 and earned a commerce degree in 2008. Named to the 2006-07 All-Canadian Second Team, Urquhart recorded 23-84=107 points in 147 career games and led McGill to the Ontario University Athletics conference championship as captain in 2007-08. The three-time All-Star concluded his time at McGill tied with Mike Babcock as the eighth-highest scoring defenseman in Redmen history. Inducted into the McGill Sports Hall of Fame on Oct. 11, 2018, Urquhart completed a master's degree in Sports Psychology at McGill during the summer of 2019.



## **J.F. LABBE**

### **GOALTENDING COACH**

J.F. Labbe is in his fourth season as goaltending coach for the San Diego Gulls. Under Labbe, goaltender Kevin Boyle established Gulls single-season records in wins (24), appearances (43) and minutes (2,362) in 2018-19.

A native of Sherbrooke, Quebec, Labbe posted a 3-6-0 record with a 3.44 GAA and .889 SV% in 15 career NHL games with the New York Rangers and Columbus Blue Jackets from 1999-03. He also played 10 seasons in the AHL from 1993-03, going 202-151-52 with a 2.77 GAA and .913 SV% in 420 career games. Labbe won the Calder Cup with Hershey in 1996-97 and Hartford in 1999-00, and was inducted into the AHL's Hall of Fame in Feb. 2016. Following his playing career, Labbe entered the coaching ranks in 2015-16 as goaltending coach for Sherbrooke (QMJHL).

Labbe, his wife, Kathy, and their three children, twins Mya and Emily, and son Kyan, reside in Sherbrooke, Quebec.



# 2018-19 AHL STATISTICS

POS NO.	PLAYER	GP	G	A	P	+/-	PIM	PP	SH	GW	S	S%
C	25 Sam Carrick	61	32	29	61	7	90	11	3	5	169	18.9
C	7 Chase De Leo	66	20	35	55	16	12	2	1	3	173	11.6
C	23 Sam Steel*	53	20	21	41	-3	24	3	1	3	99	20.2
RW	19 Troy Terry*	41	16	25	41	1	4	4	0	3	92	17.4
RW	12 Corey Tropp	55	20	20	40	-7	124	8	1	2	94	21.3
C	14 Kalle Kossila	44	14	21	35	-18	14	5	1	0	111	12.6
LW	16 Max Jones*	43	14	15	29	7	50	2	0	4	97	14.4
C	27 Adam Cracknell	32	15	13	28	11	18	1	2	3	67	22.4
C	15 Ben Street	32	9	17	26	7	6	1	0	3	89	10.1
C	11 Joe Blandisi	27	8	15	23	9	42	1	1	3	57	14.0
D	3 Andy Welinski	27	8	11	19	-1	16	7	0	0	81	9.9
D	6 Josh Mahura*	40	1	18	19	-3	10	1	0	0	55	1.8
RW	39 Kiefer Sherwood*	29	6	12	18	15	12	0	1	0	75	8.0
D	29 Trevor Murphy	37	3	15	18	8	48	2	0	0	84	3.6
D	5 Simon Benoit*	65	2	14	16	16	33	0	0	0	72	2.8
C	28 Justin Kloos	25	6	9	15	-1	10	1	0	1	57	10.5
LW	32 Jack Kopacka*	32	6	8	14	-13	4	2	0	1	59	10.2
D	24 Jaycob Megna	38	2	11	13	8	20	0	0	0	67	3.0
LW	13 Giovanni Fiore	23	6	5	11	-2	8	2	0	0	41	14.6
D	23 Luke Schenn	22	2	8	10	8	9	0	0	1	41	4.9
D	2 Jake Dotchin	20	4	3	7	10	68	0	1	0	34	11.8
D	4 Keaton Thompson	53	0	7	7	-2	49	0	0	0	44	0.0
C	22 Isac Lundestrom*	12	0	6	6	-6	2	0	0	0	15	0.0
RW	18 Deven Sideroff	20	0	6	6	-1	7	0	0	0	19	0.0
D	5 Korbinian Holzer	12	2	3	5	7	4	1	0	0	22	9.1
LW	9 Kevin Roy	11	1	4	5	-4	6	0	0	0	26	3.8
D	34 Jacob Larsson	22	0	5	5	1	10	0	0	0	28	0.0
LW	10 Alex Dostie	37	2	2	4	-3	6	1	0	0	23	8.7
D	36 Andrej Sustr	39	0	3	3	-8	20	0	0	0	54	0.0
RW	20 Pontus Aberg	2	1	1	2	0	4	0	0	0	9	11.1
RW	18 Patrick Eaves	7	0	2	2	-1	0	0	0	0	6	0.0
D	7 Steve Oleksy	15	0	2	2	-3	36	0	0	0	13	0.0
D	13 Patrick Sieloff	14	0	1	1	0	8	0	0	0	12	0.0
LW	17 Max Comtois*	4	1	0	1	-2	2	1	0	0	3	33.3
C	19 Mitch Hults	2	0	1	1	0	0	0	0	0	5	0.0
<b>TOTALS</b>		<b>68</b>	<b>239</b>	<b>405</b>	<b>641</b>	<b>57</b>	<b>978</b>	<b>57</b>	<b>12</b>	<b>33</b>	<b>2183</b>	<b>10.8</b>

NO.	GOALTENDER	GPI	MINS	GAA	W	L	OT	EN	SO	GA	SA	SV%	G	A	PIM
33	Kevin Boyle	43	2361	2.85	24	13	2	4	0	114	1109	0.907	0	2	2
31	Jared Coreau	13	672	3.57	3	6	3	3	0	40	340	0.895	0	0	0
37	Angus Redmond*	2	42	2.85	0	0	1	0	0	2	22	0.909	0	0	0
<b>TOTALS</b>		<b>68</b>	<b>4131</b>	<b>3.17</b>	<b>36</b>	<b>24</b>	<b>8</b>	<b>9</b>	<b>1</b>	<b>218</b>	<b>2151</b>	<b>0.899</b>	<b>0</b>	<b>3</b>	<b>2</b>

\*Rookie



# HISTORY





# 2018-19 ANAHEIM DUCKS



**FRONT ROW (L-R):** John Gibson, Director of Player Personnel Rick Paterson, Senior Vice President of Hockey Operations David McNab, Executive Vice President/General Manager & Interim Head Coach Bob Murray, Owner Henry Samueli, Ryan Kesler, Ryan Getzlaf, Corey Perry, Owner Susan Samueli, Chief Executive Officer Michael Schulman, Executive Vice President/Chief Operating Officer Tim Ryan, Ryan Miller, Chad Johnson **SECOND ROW:** Vice President of Human Resources Gina Galasso, Chief Human Resources Officer Jay Scott, Chief Financial Officer Bill Foltz, Vice President/COO, Anaheim Arena Management Kevin Starkey, Assistant Coach Mark Morrison, Assistant Coach Rich Preston, Jakob Silfverberg, Josh Manson, Cam Fowler, Adam Henrique, Assistant Coach Marty Wilford, Goaltending Coach Sudarshan Maharaj, Vice President/Chief Marketing Officer Aaron Teats, Chief Commercial Officer Bill Pedigo, Vice President, The Rinks Art Trotter, Vice President & General Counsel Katie Rodin **THIRD ROW:** Director of Rehabilitation Kevin Taylor, Head Equipment Manager Chris Aldrich, Skating & Skills Development Coach Larry Barron, Video Coach Joe Piscotty, Daniel Sprong, Devin Shore, Carter Rowney, Hampus Lindholm, Rickard Rakell, Troy Terry, Ondrej Kase, Strength & Conditioning Coach Mark Fitzgerald, Assistant Strength & Conditioning Coach Chris Martin, Head Athletic Trainer Joe Huff, Assistant Athletic Trainer Mike Hannegan **FOURTH ROW:** Hockey Operations Manager David Schenker, Assistant Equipment Manager Matt Brayfield, Assistant Equipment Manager Jeff Tyni, Brendan Guhle, Max Jones, Nick Ritchie, Jaycob Megna, Korbinian Holzer, Derek Grant, Jacob Larsson, Massage Therapist Mike Griebel, Assistant Athletic Trainer Chad Walker

## THE 2018-19 SEASON:

The Ducks finished the season with a 35-37-10 record for 80 points...Anaheim went 5-1-1 in its last seven games, earning points in six of those seven contests (11 pts.)...only Columbus (6-1-0) had a better record in its final seven games of 2018-19...Anaheim also went 11-5-1 for 23 points in its last 17 games, which ranked tied for third among NHL teams in points during that stretch...the Ducks scored 57 goals in those final 17 games (tied for fifth in the NHL) and went 11-for-43 on the PP (25.6%, fourth in NHL).

## YOUTHFUL IMPACT:

Young players made an impact at both the start and at the end of the season. **Troy Terry** co-led NHL rookies in points (2-8=10) and assists from Mar. 5 until the night he was injured Mar. 29 at Calgary...Terry was named the NHL's Third Star of the Week for the period ending Mar. 10 after collecting 2-5=7 with a +5 rating in four games...Terry finished the week ranked third among NHL leaders in points, tied for third in assists, and tied for second in plus/minus. **Sam Steel** led NHL rookies in goals (5-1=6) from the date of his Mar. 26 hat trick through the end of the regular season (see hat trick note below). **Max Comtois** became the first Ducks player to score in his first two career NHL games from the start of a season and also became the second rookie in franchise history to record at least one point in each of his first three career NHL games...Comtois' goal 49 seconds into the season-opening game Oct. 3 at San Jose was the fastest to start an NHL career since 1989, when Buffalo's Alexander Mogilny scored 20 seconds into the first period Oct. 5, 1989 vs. Quebec...

Comtois' goal, four seconds into his first shift, was the sixth-fastest goal to open an NHL career in NHL modern-era history (since 1943-44). Six rookies made their NHL debuts with Anaheim in 2018-19, including **Sam Steel, Max Comtois, Max Jones, Josh Mahura, Isac Lundestrom and Kiefer Sherwood.**

## ON THE BLUELINE:

During the 2018-19 NHL season, the Ducks led the NHL in games played by drafted defensemen (418)... Anaheim also ranked second in most rookies (16), games played by rookies (325) and games played by defensemen aged 27-or-younger (449).

## HISTORIC HAT TRICK:

**Sam Steel** (21 years, 51 days) became the youngest Ducks player in club history to record a hat trick in Anaheim's 5-4 win Mar. 26 at Vancouver...Bobby Ryan held the previous mark (21 years, 297 days) as the only other Ducks rookie to record a hat trick, scoring three times Jan. 8, 2009 at Los Angeles...the hat trick came in Steel's 18th career game, the fastest in Ducks history from the start of his career...Steel was also the third rookie in NHL history to score a regular-season hat trick that included a penalty-shot goal...Steel joined Eric Lindros of Philadelphia (Dec. 26, 1992 vs. Winnipeg) and Teemu Selanne of Winnipeg (Mar. 9, 1993 vs. Tampa Bay)...Steel completed the hat trick by scoring on his first career penalty shot attempt, becoming the youngest player in franchise history to score such a goal...Steel also joined Patrik Laine of Winnipeg (three times) and Elias Pettersson of Vancouver as the only players aged 21 years-or-younger to score three-or-more goals in a game in 2018-19...three unassisted





goals by rookies for the same team (Steel, 2, and **Kiefer Sherwood**) in the same game had not happened in the NHL since Mar. 13, 1927 when four rookies scored unassisted goals for the Blackhawks in a 4-0 win over the Bruins...in addition, the 2018-19 campaign was the first in franchise history to feature eight different rookies score their first career goal in the same season, one more than the previous benchmark set in 1997-98.

## SIGNED & DELIVERED:

**Jakob Silfverberg** averaged over a point-per-game after he signed his five-year contract extension Mar. 2...in his final 17 games, Silfverberg recorded 8-11=19 points with a +10 rating to help the Ducks to a 11-5-1 record...Silfverberg finished the season leading the Ducks with a career-high 24 goals and ranked tied for second in points (24-19=43)...on Mar. 12 vs. Nashville, Silfverberg scored his 103rd career goal as a Duck to surpass Andrew Cogliano (102) for sole possession of eighth on the all-time franchise goals list.

## NATURAL 3:

**Rickard Rakell** scored three consecutive goals in the second period to lead the Ducks to a 5-1 win over the Edmonton Oilers Mar. 30 at Rogers Place...Rakell's three goals marked the eighth natural hat trick in club history (last: Corey Perry Jan. 14, 2015 vs. Toronto) and the sixth time in club history a player had scored three goals in a single period...the previous Ducks player to score three goals in a single period (club record) was Ryan Getzlaf Nov. 8, 2013 vs. Buffalo (first period)...Rakell joined Andrew Cogliano as the only players in club history to record a natural hat trick in a single period (Cogliano did so Jan. 31, 2012 at Phoenix, second period)...from Mar. 1 through the end of the regular season, Rakell co-led the NHL in PPG (4).

## NET PRESENCE:

John Gibson finished the season with a 26-22-8 record, two shutouts, a 2.84 GAA and .917 SV% in 58 games...Gibson led the NHL in shorthanded saves (285), ranked sixth in saves (1,685) and shots against (1,838), and 10th in appearances...Gibson, who was also tied for fourth among goaltenders in March wins (8-3-0), tied for ninth in most appearances with two goals-or-less allowed (29) during the 2018-19 campaign...Gibson collected his 100th career NHL win in Anaheim's 4-3 victory over Vancouver Nov. 21 to become the fourth Ducks goaltender to reach the milestone, joining Jean-Sebastien Giguere (206), Guy Hebert (173) and Jonas Hiller (162)...Gibson also became the fastest to 100 wins with Anaheim in 196 games, besting Hiller (214 games), Giguere (248) and Hebert (254).

## RECORD-SETTING PERFORMANCE:

**Ryan Miller** surpassed John Vanbiesbrouck (374) Feb. 17 vs. Washington for the all-time lead among U.S.-born goaltenders in wins (375)...Vanbiesbrouck had been the all-time leader since Jan. 6, 2000, when he passed Tom Barrasso with his 349th career win with the Flyers over the NY Islanders...both goalies remained active yet Vanbiesbrouck did not relinquish the lead until Miller tied him Dec. 2, 2018...Miller, who also ranks 16th on the all-time wins list for NHL goaltenders, owns a 378-275-81 record with 44 shutouts, a 2.61 GAA and .915 SV% in 757 career NHL games...on Feb. 19 at Minnesota, Miller

stopped all 31 shots to post his 44th career shutout, second among U.S.-born goaltenders all-time...that night Miller also became the fourth goaltender since 2013-14 to record a shutout at the age of 38 or older...below is a list of the top five U.S.-born goaltenders in all-time wins.

RANK	GOALTENDER	WINS
1	Ryan Miller	378
2	John Vanbiesbrouck	374
3	Tom Barrasso	369
4	Jonathan Quick	309
5	Mike Richter	301

## MOVIN' ON UP:

**Cam Fowler** surpassed Scott Niedermayer (264) to become the all-time franchise leader in points among defensemen in an 8-2 win over Montreal Mar. 8...along with his 265th career point, Fowler passed Paul Kariya (606) for sole possession of fifth place on the all-time franchise games played list...Fowler reached or tied additional milestones in 2018-19...he scored his 13th career GWG to match Scott Niedermayer (13) for the all-time franchise lead in GWG among defensemen Mar 3 vs. Colorado...Fowler's 57th career goal that day also moved him past Francois Beauchemin for sole possession of second on the all-time franchise goals list for defensemen...Fowler became the franchise's all-time leader in assists among defensemen by surpassing Scott Niedermayer (204) with his 205th career NHL assist on Feb. 17 vs. Washington...two games earlier on Feb. 13 vs. Vancouver, Fowler surpassed Ruslan Salei (594) for the all-time franchise lead in games played among defensemen...Fowler became the first Anaheim defenseman to 600 career games Feb. 23 at Edmonton, and also surpassed Steve Rucchin (616) for sole possession of fourth on the all-time franchise games played list Mar. 29 at Calgary.

## THE COMEBACK:

The Ducks rallied from a 5-1 deficit to defeat the Washington Capitals, 6-5, Dec. 2 at Capital One Arena...the comeback marked the first time in club history the Ducks rallied from four goals down to win on the road (and first such comeback win in regulation)...the only other instance came at home in overtime, when Anaheim rallied from 4-0 down to beat Winnipeg 5-4 (Mar. 31, 2014)...the Ducks became the first road team to accomplish the feat in regulation since Colorado Mar. 9, 1999 at Florida, and the first team to win in regulation after trailing by four since the Penguins did so against Atlanta Oct. 27, 2005...the four-goal comeback win also marked the first time in which a team (home or road) overcame such a deficit against a defending Stanley Cup Champion...with 19 saves in relief and the victory, Ryan Miller tied John Vanbiesbrouck (374) for the all-time lead among U.S.-born goaltenders in wins.



# 2018-19 GAME-BY-GAME

#	Date	Team	W-L-OT	Record	GF-GA	Scorers	W Goal	PP	PK	SF-SA	W-L	Gldr.	Attend.
1	10/03/2018	@ SAN JOSE	W	01-00-00	5-2	53,67P,26,14P,24	26	2-3	3-3	15-33	36 / 31	17562+	
2	10/06/2018	@ ARIZONA	W	02-00-00	1-0	53	53	0-2	4-4	20-41	36 / 32	17125+	
3	10/08/2018	DETROIT	W**	03-00-00	3-2	47,33	61	0-3	2-2	27-21	36 / 35	17436+	
4	10/10/2018	ARIZONA	O**	03-00-01	2-3	17,46	25	0-3	2-3	25-39	32 / 36	17015	
5	10/13/2018	@ DALLAS	L	03-01-01	3-5	33,64,14P	3	1-2	1-3	25-51	35 / 36	18532+	
6	10/14/2018	@ ST. LOUIS	W	04-01-01	3-2	33,46,7P	7	1-2	2-3	31-31	30 / 31	16562	
7	10/17/2018	NY ISLANDERS	W	05-01-01	4-1	17P,17,14,47	17	1-3	4-4	25-35	36 / 1	16909	
8	10/20/2018	@ VEGAS	L	05-02-01	1-3	46	75	0-2	4-5	18-45	29 / 36	18375+	
9	10/21/2018	BUFFALO	L	05-03-01	2-4	34,64	55	0-2	2-4	28-45	40 / 30	17174+	
10	10/23/2018	@ CHICAGO	L	05-04-01	1-3	67	88	0-4	3-4	25-38	50 / 36	20900+	
11	10/25/2018	@ DALLAS	L	05-05-01	2-5	15,15	4	0-3	3-3	25-41	30 / 36	17134	
12	10/28/2018	SAN JOSE	O*	05-05-02	3-4	42,20,20	28	0-1	2-2	30-49	31 / 36	17099	
13	10/30/2018	PHILADELPHIA	L	05-06-02	2-3	20,20P	19	1-3	3-4	25-36	37 / 30	16450	
14	11/01/2018	NY RANGERS	O**	05-06-03	2-3	33P,67	36	1-3	2-3	30-24	40 / 36	16101	
15	11/04/2018	COLUMBUS	W*	06-06-03	3-2	4,4,4	4	0-5	6-6	30-26	36 / 70	16727	
16	11/06/2018	@ LOS ANGELES	L	06-07-03	1-4	17	13	0-4	0-1	31-27	36 / 36	18230+	
17	11/07/2018	CALGARY	W	07-07-03	3-2	33,14,15	15	0-3	2-3	24-39	30 / 41	16461	
18	11/09/2018	MINNESOTA	L	07-08-03	1-5	20P	16	1-2	4-4	21-43	32 / 36	16464	
19	11/12/2018	NASHVILLE	W**	08-08-03	2-1	15	67	0-2	7-7	30-35	36 / 35	16629	
20	11/14/2018	@ VEGAS	L	08-09-03	0-5		89	0-4	5-6	29-25	29 / 36	18111+	
21	11/16/2018	TORONTO	O*	08-09-04	1-2	20	44	0-1	2-2	39-35	40 / 36	16666	
22	11/18/2018	COLORADO	O*	08-09-05	3-4	26,15P,25	96	1-3	0-2	33-42	31 / 30	16502	
23	11/21/2018	VANCOUVER	W	09-09-05	4-3	15,25P,14,83	83	1-4	1-2	37-28	36 / 25	16091	
24	11/23/2018	EDMONTON	W*	10-09-05	2-1	37,67	67	0-2	1-2	25-28	36 / 19	16497	
25	11/25/2018	@ NASHVILLE	L	10-10-05	2-5	14P,25	51	1-5	3-5	19-33	35 / 36	17167+	
26	11/27/2018	@ TAMPA BAY	W	11-10-05	3-1	42,37P,24	37	1-3	4-4	22-35	30 / 70	19092+	
27	11/28/2018	@ FLORIDA	W	12-10-05	3-2	42,17,37	37	0-2	2-3	25-44	36 / 34	9078	
28	11/30/2018	@ CAROLINA	W*	13-10-05	2-1	20,15	15	0-3	6-6	29-34	36 / 35	13987	
29	12/02/2018	@ WASHINGTON	W	14-10-05	6-5	15,7,67,20P,47P,20	20	2-3	4-5	25-32	30 / 70	18506+	
30	12/05/2018	CHICAGO	W	15-10-05	4-2	26,11,25,33	25	0-1	3-3	32-27	36 / 50	15696	
31	12/07/2018	CAROLINA	L	15-11-05	1-4	33S	22	0-5	4-4	19-36	34 / 36	15573	
32	12/09/2018	NEW JERSEY	W**	16-11-05	6-5	33,64,26,20,25	11	0-1	2-3	37-35	36 / 35	16470	
33	12/12/2018	DALLAS	W	17-11-05	6-3	25,25,25,26,33,47	26	0-1	1-3	36-29	36 / 30	16810	
34	12/15/2018	@ COLUMBUS	W*	18-11-05	2-1	11,11	11	0-1	3-3	22-37	36 / 72	16171	
35	12/17/2018	@ PITTSBURGH	W	19-11-05	4-2	14P,64,25,15	25	1-2	3-4	36-30	36 / 1	18575+	
36	12/18/2018	@ NY RANGERS	L	19-12-05	1-3	20	13	0-5	3-3	15-24	40 / 1	17590	
37	12/20/2018	@ BOSTON	L	19-13-05	1-3	76	47	0-4	2-4	25-31	41 / 36	17565+	
38	12/22/2018	@ BUFFALO	L	19-14-05	0-3		26	0-3	3-4	40-33	35 / 36	19070+	
39	12/27/2018	@ SAN JOSE	L	19-15-05	2-4	33P,64	88	1-4	3-3	27-39	31 / 1	17562+	
40	12/29/2018	ARIZONA	O*	19-15-06	4-5	25,11P,14,25	8	1-5	2-3	41-30	31 / 36	17174+	
41	12/31/2018	TAMPA BAY	O*	19-15-07	1-2	37	21	0-1	3-3	36-35	88 / 36	17340+	
42	01/04/2019	VEGAS	L	19-16-07	2-3	11P,24	67	1-3	3-3	27-42	29 / 36	17222+	
43	01/06/2019	EDMONTON	L	19-17-07	0-4		97	0-3	1-1	39-24	33 / 36	17317+	
44	01/09/2019	OTTAWA	O*	19-17-08	1-2	33	36	0-3	0-0	33-30	31 / 36	17174+	
45	01/11/2019	PITTSBURGH	L	19-18-08	4-7	37,15,11,33S	81	0-2	2-3	25-36	30 / 36	17473+	
46	01/13/2019	@ WINNIPEG	O*	19-18-09	3-4	23,67,7	18	0-2	2-3	31-34	37 / 36	15321+	
47	01/15/2019	@ DETROIT	L	19-19-09	1-3	67P	14	1-2	0-0	24-25	35 / 36	19515+	
48	01/17/2019	@ MINNESOTA	W	20-19-09	3-0	14,67,23	14	0-4	4-4	23-37	36 / 32	18907+	
49	01/19/2019	@ NEW JERSEY	W	21-19-09	3-2	11,61P,38	38	1-2	4-4	34-31	36 / 29	15231	
50	01/20/2019	@ NY ISLANDERS	L	21-20-09	0-3		15	0-1	2-3	19-28	40 / 1	13917+	
51	01/23/2019	ST. LOUIS	L	21-21-09	1-5	11	12	0-1	0-0	13-32	50 / 36	16795	
52	02/02/2019	@ WINNIPEG	L	21-22-09	3-9	37,11,29	18	0-1	1-4	29-31	37 / 36	15321+	
53	02/04/2019	@ TORONTO	L	21-23-09	1-6	67	18	0-1	2-3	25-44	31 / 36	18858+	
54	02/05/2019	@ MONTREAL	L	21-24-09	1-4	15	15	0-1	3-3	25-32	31 / 1	20680	
55	02/07/2019	@ OTTAWA	L	21-25-09	0-4		7	0-3	1-1	45-35	31 / 36	12617	
56	02/09/2019	@ PHILADELPHIA	L	21-26-09	2-6	14P,37P	12	2-4	4-5	32-40	79 / 1	19072	
57	02/13/2019	VANCOUVER	W	22-26-09	1-0	33	33	0-3	4-4	22-35	40 / 25	17174+	
58	02/15/2019	BOSTON	L	22-27-09	0-3		55	0-3	3-4	30-29	41 / 40	17174+	
59	02/17/2019	WASHINGTON	W	23-27-09	5-2	14,33,14P,10P,33	14	2-4	3-3	39-25	30 / 70	17495+	
60	02/19/2019	@ MINNESOTA	W	24-27-09	4-0	33P,10,17,47	13	1-3	3-3	24-31	30 / 40	18533+	
61	02/22/2019	@ CALGARY	L	24-28-09	1-2	38	88	0-2	1-1	26-28	41 / 30	18960	
62	02/23/2019	@ EDMONTON	L	24-29-09	1-2	24	89	0-1	1-1	34-21	19 / 40	18347+	
63	02/25/2019	@ VANCOUVER	L	24-30-09	0-4	77	77	0-2	1-2	29-29	25 / 40	18542	
64	02/27/2019	CHICAGO	L	24-31-09	3-4	29S,24,61	88	0-1	3-4	32-35	50 / 30	16689	
65	03/01/2019	VEGAS	L	24-32-09	0-3		71	0-2	1-2	34-34	29 / 36	16456	
66	03/03/2019	COLORADO	W	25-32-09	2-1	33,4P	4	1-3	3-4	23-26	36 / 31	16690	
67	03/05/2019	@ ARIZONA	W	26-32-09	3-1	33,14P,61P	14	2-5	5-5	31-23	30 / 35	11305	
68	03/06/2019	ST. LOUIS	L	26-33-09	4-5	37,67P,43,14	27	1-4	2-5	27-33	50 / 36	16854	
69	03/08/2019	MONTREAL	W	27-33-09	8-2	11,14,29P,61,10,67,14,9	29	1-4	5-6	29-37	36 / 31	16580	
70	03/10/2019	LOS ANGELES	L	27-34-09	2-3	11,33	38	0-1	3-3	20-25	32 / 30	17174+	
71	03/12/2019	NASHVILLE	W	28-34-09	3-2	15,33,11	11	0-1	3-5	18-34	36 / 35	16811	
72	03/14/2019	@ ARIZONA	L	28-35-09	1-6	33	55	0-4	3-5	37-24	35 / 30	14202	
73	03/15/2019	@ COLORADO	W	29-35-09	5-3	10,15,11,10P,47	10	1-2	2-3	37-44	36 / 1	18025+	
74	03/17/2019	FLORIDA	W	30-35-09	3-2	29P,14,33	33	1-2	1-1	22-39	36 / 33	16523	
75	03/20/2019	WINNIPEG	L	30-36-09	0-3		55	0-5	4-5	29-23	37 / 36	16846	
76	03/22/2019	SAN JOSE	W*	31-36-09	4-3	67,14P,67P,33	33	2-3	4-5	21-26	36 / 30	17174+	
77	03/23/2019	@ LOS ANGELES	O**	31-36-10	3-4	4,67P,24S	11	1-2	2-3	20-30	32 / 30	18230+	
78	03/26/2019	@ VANCOUVER	W	32-36-10	5-4	34,34,34,67P,64	64	1-2	1-1	24-32	36 / 25	17633	
79	03/29/2019	@ CALGARY	L	32-37-10	1-6	45	23	0-1	2-3	22-37	41 / 30	19040	
80	03/30/2019	@ EDMONTON	W	33-37-10	5-1	10,67,67,67,29	67	0-1	1-1	38-31	36 / 19	18347+	
81	04/03/2019	CALGARY	W	34-37-10	3-1	34,49,15	49	0-2	5-5	32-26	30 / 33	17174+	
82	04/05/2019	LOS ANGELES	W	35-37-10	5-2	24,5,11,34S,33	11	0-1	5-5	33-46	36 / 36	17306+	

(\* = OVERTIME, \*\* = SHOOTOUT, + = SELLOUT)

# 2018-19 STATISTICAL BREAKDOWN



## GOALS BY PERIOD - HIGHS AND LOWS

### DUCKS

	1st	2nd	3rd
High	4 (1/23/18 vs. NYR)	4 (1/17/18 vs. PIT)	3, four times (last: 3/25/18 @ EDM)
Low	0, 33 times (last: 4/4/18 vs. MIN)	0, 33 times (last: 4/1/18 vs. COL)	0, 22 times (last: 3/30/18 vs. LA)

### OPPONENTS

	1st	2nd	3rd
High	3, three times (last: 2/3/18 @ MTL)	3, four times (last: 3/25/18 @ EDM)	3, four times (last: 3/27/18 @ VAN)
Low	0, 39 times (last: 4/7/18 @ ARI)	0, 35 times (last: 4/7/18 @ ARI)	0, 28 times (last: 4/7/18 @ ARI)

## SHOTS BY PERIOD - HIGHS AND LOWS

### DUCKS

	1st	2nd	3rd	OT
High	21 (10/20/17 vs. MTL)	20 (2/3/18 @ MTL)	22 (3/25/18 @ EDM)	4, three times (last: 3/30/18 vs. LA)
Low	2 (1/4/18 @ EDM)	2 (2/11/18 vs. SJ)	2 (3/30/18 vs. LA)	0, three times (last: 11/20/17 @ SJ)

### OPPONENTS

	1st	2nd	3rd	OT
High	21 (10/11/17 vs. NYI)	30 (10/20/17 vs. MTL)	24, two times (last: 2/21/18 vs. DAL)	9 (10/29/17 @ CAR)
Low	5, five times (last: 2/13/18 @ DET)	5, four times (last: 4/6/18 vs. DAL)	3, two times (last: 2/13/18 @ DET)	0, three times (last: 3/25/18 @ EDM)

## 2018-19 DUCKS RECORD BY DAYS OF THE WEEK:

Mon.....	3-2-1	Fri.....	6-8-1
Tues.....	5-6-0	Sat.....	4-6-2
Wed.....	9-5-2	Sun.....	7-5-3
Thurs.....	1-5-1		

## DUCKS RECORD THIS SEASON WHEN\*:

Scoring no goals:	0-9-0	Allowing no goals:	4-0-0
Scoring one goal:	3-14-3	Allowing one goal:	10-0-0
Scoring two goals:	5-9-2	Allowing two goals:	14-2-5
Scoring three goals:	11-3-4	Allowing three goals:	4-13-1
Scoring four goals:	6-2-1	Allowing four goals:	1-9-3
Scoring five goals or more:	10-0-0	Allowing five goals or more:	2-13-1
<b>Overall</b>	<b>35-37-10</b>	<b>Overall</b>	<b>35-37-10</b>

## DUCKS MISCELLANEOUS RECORDS:

When scoring a PP goal:.....	17-9-4	When not scoring a PP goal:.....	18-28-6
Not allowing a PP goal:.....	21-14-4	Allowing a PP goal:.....	14-23-6
Winning 50% or more faceoffs:.....	17-20-7	Winning less than 50% of faceoffs:.....	18-17-3
Day Games (before 5 pm):.....	4-2-0	Night Games:.....	31-35-10
First Game of back-to-back:.....	5-7-0	Second Game of back-to-back:.....	5-6-1

## BREAKDOWN OF DUCKS RESULTS - 2018-19

	RECORD				GOALS		POWER PLAY			PENALTY KILLING		
	W	L	OT	PTS	GF	GA	PPG	ATT	%	PPGA	TSH	%
Games 1-10:	5	4	1	11	24	24	5	26	19.2	8	35	77.1
Games 11-20:	3	5	2	8	18	33	3	30	10.0	5	39	87.2
Games 21-30:	7	1	2	16	30	26	6	27	22.2	8	34	76.2
Games 31-40:	4	5	1	9	26	33	3	31	9.7	8	34	76.5
Games 41-50:	2	5	3	7	18	30	3	23	13.0	3	24	87.5
Games 51-60:	3	7	0	6	18	39	5	24	20.8	6	30	80.0
Games 61-70:	3	7	0	6	24	27	5	25	20.0	8	33	75.8
Games 71-80:	6	3	1	13	30	33	6	23	26.1	9	32	71.9
Games 81-82:	2	0	0	4	8	3	0	3	0.0	0	10	100.0
<b>Overall:</b>	<b>35</b>	<b>37</b>	<b>10</b>	<b>80</b>	<b>196</b>	<b>248</b>	<b>36</b>	<b>212</b>	<b>17.0</b>	<b>55</b>	<b>271</b>	<b>79.7</b>

\*Excluding shootout goals

# 2018-19 SCORING BREAKDOWN

Player	Pos	HOME					ROAD					TOTALS				
		GP	G	A	P	+/-	GP	G	A	P	+/-	GP	G	A	P	+/-
Ryan Getzlaf	C	35	7	20	27	-3	32	7	14	21	-16	67	14	34	48	-19
Jakob Silfverberg	R	38	18	10	28	+2	35	6	9	15	-11	73	24	19	43	-9
Rickard Rakell	L	34	6	15	21	+2	35	12	10	22	-15	69	18	25	43	-13
Adam Henrique	C	41	11	11	22	+4	41	7	13	20	-9	82	18	24	42	-5
Nick Ritchie	L	30	4	11	15	+8	30	5	11	16	-2	60	9	22	31	+6
Hampus Lindholm	D	38	3	11	14	+15	38	3	11	14	-20	76	6	22	28	-5
Brandon Montour	D	29	4	15	19	+5	33	1	5	6	-21	62	5	20	25	-16
Cam Fowler	D	30	4	11	15	-6	29	1	7	8	-8	59	5	18	23	-14
Ondrej Kase	R	15	9	4	13	+3	15	2	5	7	-3	30	11	9	20	0
Carter Rowney	C	28	3	5	8	0	34	4	8	12	0	62	7	13	20	0
Daniel Sprong	R	24	9	0	9	-5	23	5	5	10	-4	47	14	5	19	-9
Pontus Aberg	L	20	7	4	11	-4	17	4	4	8	-6	37	11	8	19	-10
Josh Manson	D	36	1	5	6	-4	38	2	8	10	-4	74	3	13	16	-8
Troy Terry	R	16	2	7	9	+4	16	2	2	4	+4	32	4	9	13	+8
Kiefer Sherwood	R	24	2	3	5	+2	26	4	3	7	-1	50	6	6	12	+1
Devin Shore	C	15	3	3	6	-2	19	2	4	6	-10	34	5	7	12	-12
Sam Steel	C	9	3	2	5	+3	13	3	3	6	-1	22	6	5	11	+2
Andrew Cogliano	C	25	0	8	8	-1	21	3	0	3	+3	46	3	8	11	+2
Corey Perry	R	15	2	3	5	-5	16	4	1	5	-11	31	6	4	10	-16
Derek Grant	C	14	0	6	6	+2	17	2	1	3	-11	31	2	7	9	-9
Ryan Kesler	C	31	3	1	4	-6	29	2	2	4	-13	60	5	3	8	-19
Max Comtois	L	4	0	3	3	+2	6	2	2	4	+1	10	2	5	7	+3
Marcus Pettersson	D	13	0	2	2	+2	14	0	4	4	+2	27	0	6	6	+4
Ben Street	C	11	1	1	2	-1	10	2	1	3	-3	21	3	2	5	-4
Brian Gibbons	L	18	0	2	2	-4	26	2	1	3	-4	44	2	3	5	-8
Max Jones	L	16	2	2	4	+2	14	0	1	1	-3	30	2	3	5	-1
Josh Mahura	D	11	0	3	3	+1	6	1	1	2	-1	17	1	4	5	0
Jacob Larsson	D	27	0	4	4	-2	22	0	1	1	-2	49	0	5	5	-4
Jaycob Megna	D	15	1	2	3	+3	13	0	1	1	-4	28	1	3	4	-1
Korbinian Holzer	D	12	1	1	2	+4	10	0	2	2	+1	22	1	3	4	+5
Andy Welinski	D	15	0	1	1	-6	11	1	2	3	+1	26	1	3	4	-5
Michael Del Zotto	D	4	0	1	1	-1	8	0	2	2	-2	12	0	3	3	-3
Isac Lundestrom	C	10	0	1	1	+1	5	0	1	1	-2	15	0	2	2	-1
Kalle Kossila	C	6	1	0	1	0	2	0	0	0	-1	8	1	0	1	-1
Sam Carrick	C	3	0	0	0	-1	3	0	1	1	0	6	0	1	1	-1
Brendan Guhle	D	4	0	1	1	-1	2	0	0	0	-2	6	0	1	1	-3
Jake Dotchin	D	7	0	1	1	-3	13	0	0	0	-1	20	0	1	1	-4
Patrick Eaves	R	4	0	0	0	0	3	0	0	0	-4	7	0	0	0	-4
Luke Schenn	D	3	0	0	0	-2	5	0	0	0	-4	8	0	0	0	-6
Adam Cracknell	R	1	0	0	0	-1	1	0	0	0	0	2	0	0	0	-1
Kevin Roy	L	2	0	0	0	0	1	0	0	0	-1	3	0	0	0	-1
Andrej Sustr	D	2	0	0	0	+1	3	0	0	0	-1	5	0	0	0	0
Joseph Blandisi	C	3	0	0	0	-1	-	-	-	-	-	3	0	0	0	-1
Justin Kloos	C	-	-	-	-	-	1	0	0	0	0	1	0	0	0	0
Chase De Leo	C	-	-	-	-	-	1	0	0	0	+1	1	0	0	0	+1

		GP	W	L	OT	GA	MIN	SAVES	SHOTS	GAA	SV%
John Gibson	Home Totals	31	15	9	7	83	1829	903	986	2.72	.916
	Road Totals	27	11	13	1	70	1404	782	852	2.99	.918
	Season Totals	58	26	22	8	153	3233	1685	1838	2.84	.917
		GP	W	L	OT	GA	MIN	SAVES	SHOTS	GAA	SV%
Ryan Miller	Home Totals	9	3	4	1	26	528	273	299	2.96	.913
	Road Totals	11	5	3	1	25	581	254	279	2.58	.910
	Season Totals	20	8	7	2	51	1109	527	578	2.76	.912
		GP	W	L	OT	GA	MIN	SAVES	SHOTS	GAA	SV%
Kevin Boyle	Home Totals	2	1	1	0	2	119	61	63	1.01	.968
	Road Totals	3	0	2	0	8	158	68	76	3.04	.895
	Season Totals	5	1	3	0	10	277	129	139	2.17	.928
		GP	W	L	OT	GA	MIN	SAVES	SHOTS	GAA	SV%
Chad Johnson	Home Totals	1	0	0	0	0	9	1	1	0.00	1.000
	Road Totals	8	0	5	0	20	310	135	155	3.87	.871
	Season Totals	9	0	5	0	20	320	136	156	3.75	.872

# 2018-19 PLAYER GAME-BY-GAME



## DEL ZOTTO (w/VAN)

Oct. 3	vs. CGY	0-0	0/1	22:24
Oct. 6	@ CGY	0-0	0/1	19:34
Oct. 9	@ CAR	DNP		
Oct. 11	@ TB	DNP		
Oct. 13	@ FLA	DNP		
Oct. 16	@ PIT	DNP		
Oct. 18	@ WPG	DNP		
Oct. 20	vs. BOS	DNP		
Oct. 22	vs. WSH	DNP		
Oct. 24	@ VGK	DNP		
Oct. 25	@ ARI	0-0	1/1	18:16
Oct. 27	vs. PIT	0-0	0/1	15:31
Oct. 29	vs. MIN	0-1	0/0	14:18
Oct. 31	vs. CHI	0-0	2/1	19:15
Nov. 2	vs. COL	0-0	0/2	14:14
Nov. 6	@ DET	0-0	1/1	17:22
Nov. 8	@ BOS	0-1	1/3	14:16
Nov. 10	@ BUF	0-0	1/1	15:53
Nov. 12	@ NYR	0-0	2/0	18:21
Nov. 13	@ NYI	0-1	0/0	17:50
Nov. 15	@ MIN	0-0	1/1	15:13
Nov. 17	vs. MTL	1-0	1/1	19:32
Nov. 19	vs. WPG	0-0	0/0	19:40
Nov. 21	@ ANA	0-0	1/1	20:45
Nov. 23	@ SJ	0-0	2/0	22:47
Nov. 24	@ LA	0-0	3/2	20:11
Nov. 27	vs. LA	0-0	1/0	20:13
Nov. 29	vs. VGK	0-0	2/1	19:33
Dec. 1	vs. DAL	0-0	0/1	16:35
Dec. 4	vs. MIN	0-0	0/1	18:54
Dec. 6	vs. NSH	DNP		
Dec. 9	@ STL	DNP		
Dec. 11	@ CBJ	DNP		
Dec. 13	@ NSH	DNP		
Dec. 15	vs. PHI	DNP		
Dec. 16	vs. EDM	DNP		
Dec. 18	vs. TB	DNP		
Dec. 20	vs. STL	DNP		
Dec. 22	vs. WPG	DNP		
Dec. 27	@ EDM	DNP		
Dec. 29	@ CGY	DNP		
Dec. 31	@ NJ	DNP		
Jan. 2	@ OTT	DNP		
Jan. 3	@ MTL	0-0	1/1	12:07
Jan. 5	@ TOR	DNP		
Jan. 10	vs. ARI	DNP		
Jan. 13	vs. FLA	DNP		
Jan. 16	Acquired by Anaheim			
Jan. 17	@ MIN	DNP		
Jan. 19	@ NJ	DNP		
Jan. 20	@ NYI	DNP		
Jan. 23	vs. STL	0-0	1/2	14:56
Feb. 2	@ WPG	0-1	3/0	15:19
Feb. 4	@ TOR	0-0	1/0	15:41
Feb. 5	@ MTL	0-0	1/1	16:31
Feb. 7	@ OTT	0-0	1/2	13:19
Feb. 9	@ PHI	0-0	2/1	18:28
Feb. 13	vs. VAN	0-0	1/1	20:44
Feb. 15	vs. BOS	0-0	0/0	18:56
Feb. 17	vs. WSH	0-1	3/0	18:05
Feb. 19	@ MIN	0-0	2/0	18:04
Feb. 22	@ CGY	0-0	1/1	21:43
Feb. 23	@ EDM	0-1	3/1	19:25
Feb. 25	Acquired by St. Louis			
Feb. 26	vs. NSH	DNP		
Mar. 1	@ CAR	DNP		
Mar. 2	vs. DAL	DNP		
Mar. 6	@ ANA	0-0	2/1	13:50
Mar. 7	@ LA	DNP		
Mar. 9	@ SJ	DNP		
Mar. 12	vs. ARI	DNP		
Mar. 14	@ OTT	0-0	1/1	12:49
Mar. 16	@ PIT	0-0	1/0	15:27
Mar. 17	@ BUF	0-1	0/0	11:17
Mar. 19	vs. EDM	0-1	0/0	15:03
Mar. 21	vs. DET	0-1	1/0	13:33
Mar. 23	vs. TB	0-0	0/0	9:18
Mar. 25	vs. VGK	DNP		
Mar. 29	@ NYR	DNP		
Mar. 30	@ NJD	DNP		
Apr. 1	vs. COL	DNP		
Apr. 3	@ CHI	DNP		
Apr. 4	vs. PHI	DNP		
Apr. 6	vs. VAN	DNP		

## DESLAURIERS (w/MTL)

Oct. 3	@ TOR	INJ		
Oct. 6	@ PIT	INJ		
Oct. 11	vs. LA	INJ		
Oct. 13	vs. PIT	INJ		
Oct. 15	vs. DET	INJ		
Oct. 17	vs. STL	INJ		
Oct. 20	@ OTT	0-0	0/0	10:01
Oct. 23	vs. CGY	0-0	0/0	7:21
Oct. 25	@ BUF	0-0	0/0	8:59
Oct. 27	@ BOS	0-0	1/0	8:15
Oct. 30	vs. DAL	0-0	2/1	10:33
Nov. 1	vs. WSH	0-0	3/0	11:45
Nov. 3	vs. TB	0-0	0/0	9:43
Nov. 5	@ NYI	0-0	2/1	8:41
Nov. 6	@ NYR	0-0	1/0	10:57
Nov. 8	vs. BUF	1-1	4/2	12:24
Nov. 10	vs. VGK	0-0	1/0	9:37
Nov. 13	@ EDM	0-0	0/2	11:44
Nov. 15	@ CGY	0-0	1/0	10:15
Nov. 17	@ VAN	0-0	1/0	10:32
Nov. 19	vs. WSH	0-0	0/1	5:36
Nov. 21	@ NJ	0-0	0/0	11:22
Nov. 23	@ BUF	0-0	2/0	13:37
Nov. 24	vs. BOS	0-0	0/0	13:22
Nov. 27	vs. CAR	0-0	2/1	8:57
Dec. 1	vs. NYR	0-0	1/0	10:10
Dec. 2	vs. SJ	0-0	0/1	9:01
Dec. 4	vs. OTT	DNP		
Dec. 6	@ OTT	0-0	3/1	12:08
Dec. 9	@ CHI	0-0	0/1	7:56
Dec. 11	@ MIN	0-0	0/1	12:11
Dec. 13	vs. CAR	DNP		
Dec. 15	vs. OTT	DNP		
Dec. 17	vs. BOS	DNP		
Dec. 19	@ COL	DNP		
Dec. 20	@ ARI	DNP		
Dec. 22	@ VGK	0-0	2/1	8:24
Dec. 28	@ FLA	1-0	2/1	10:38
Dec. 29	@ TB	DNP		
Dec. 31	@ DAL	0-0	1/0	12:21
Jan. 3	vs. VAN	0-0	0/0	10:29
Jan. 5	vs. NSH	0-0	1/0	11:15
Jan. 7	vs. MIN	0-0	0/0	7:31
Jan. 8	@ DET	DNP		
Jan. 10	@ STL	0-0	2/1	9:10
Jan. 12	vs. COL	0-0	1/0	8:57
Jan. 14	@ BOS	0-0	1/0	9:43
Jan. 15	vs. FLA	0-0	0/1	8:51
Jan. 18	@ CBJ	0-0	0/0	10:10
Jan. 19	vs. PHI	0-0	0/1	8:24
Jan. 23	vs. ARI	0-0	1/0	9:52
Feb. 2	vs. NJ	0-0	0/0	10:20
Feb. 3	vs. EDM	0-0	1/0	6:22
Feb. 5	vs. ANA	0-0	1/1	13:21
Feb. 7	vs. WPG	0-0	1/1	9:19
Feb. 9	vs. TOR	0-0	0/2	5:53
Feb. 14	@ NSH	0-0	3/1	10:30
Feb. 16	@ TB	0-0	0/0	9:18
Feb. 17	@ FLA	DNP		
Feb. 19	vs. CBJ	DNP		
Feb. 21	vs. PHI	DNP		
Feb. 23	@ TOR	0-0	0/0	10:33
Feb. 25	@ NJ	DNP		
Feb. 26	@ DET	DNP		
Mar. 1	@ NYR	DNP		
Mar. 2	vs. PIT	DNP		
Mar. 5	@ LA	DNP		
Mar. 7	@ SJ	DNP		
Mar. 8	@ ANA	DNP		
Mar. 12	vs. DET	DNP		
Mar. 14	@ NYI	DNP		
Mar. 16	vs. CHI	DNP		
Mar. 19	@ PHI	DNP		
Mar. 21	vs. NYI	DNP		
Mar. 23	vs. BUF	DNP		
Mar. 24	@ CAR	DNP		
Mar. 26	vs. FLA	DNP		
Mar. 28	CBJ	0-0	1/2	14:14
Mar. 30	@ WPG	0-0	2/1	9:52
Apr. 2	vs. TB	DNP		
Apr. 4	@ WSH	DNP		
Apr. 6	vs. TOR	0-2	4/1	11:15

## FOWLER

Oct. 3	@ SJ	0-0	0/0	24:07
Oct. 6	@ ARI	0-1	1/1	23:13
Oct. 8	vs. DET	0-0	3/1	27:59
Oct. 10	vs. ARI	0-0	1/0	24:53
Oct. 13	@ DAL	0-0	3/2	23:40
Oct. 14	@ STL	0-1	1/1	27:48
Oct. 17	vs. NYI	0-1	0/2	21:24
Oct. 20	@ VGK	0-1	2/1	23:16
Oct. 21	vs. BUF	0-0	2/0	23:45
Oct. 23	@ CHI	0-0	3/1	25:55
Oct. 25	@ DAL	0-0	3/1	23:51
Oct. 28	vs. SJ	0-0	2/0	26:10
Oct. 30	vs. PHI	0-1	3/0	25:07
Nov. 1	vs. NYR	0-1	2/1	27:52
Nov. 4	vs. CBJ	3-0w	6/1	24:47
Nov. 6	@ LA	0-0	1/1	23:26
Nov. 7	vs. CGY	0-1	1/2	23:42
Nov. 9	vs. MIN	0-0	1/1	24:40
Nov. 12	vs. NSH	0-0	0/1	23:34
Nov. 14	@ VGK	INJ		
Nov. 16	vs. TOR	INJ		
Nov. 18	vs. COL	INJ		
Nov. 21	vs. VAN	INJ		
Nov. 23	vs. EDM	INJ		
Nov. 25	@ NSH	INJ		
Nov. 27	@ TB	INJ		
Nov. 28	@ FLA	INJ		
Nov. 30	@ CAR	INJ		
Dec. 2	@ WSH	INJ		
Dec. 5	vs. CHI	INJ		
Dec. 7	vs. CAR	INJ		
Dec. 9	vs. NJ	INJ		
Dec. 12	vs. DAL	INJ		
Dec. 15	@ CBJ	INJ		
Dec. 17	@ PIT	INJ		
Dec. 18	@ NYR	INJ		
Dec. 20	@ BOS	INJ		
Dec. 22	@ BUF	INJ		
Dec. 27	@ SJ	INJ		
Dec. 29	vs. ARI	INJ		
Dec. 31	vs. TB	INJ		
Jan. 4	vs. VGK	INJ		
Jan. 6	vs. EDM	0-0	0/2	22:01
Jan. 9	vs. OTT	0-0	0/1	26:20
Jan. 11	vs. PIT	0-0	1/4	22:47
Jan. 13	@ WPG	0-0	4/1	25:30
Jan. 15	@ DET	0-0	0/0	23:23
Jan. 17	@ MIN	0-0	2/0	23:40
Jan. 19	@ NJ	0-0	1/1	23:23
Jan. 20	@ NYI	0-0	0/2	22:34
Jan. 23	vs. STL	0-0	2/2	21:02
Feb. 2	@ WPG	0-1	2/0	22:15
Feb. 4	@ TOR	0-0	2/1	23:03
Feb. 5	@ MTL	0-0	0/2	24:14
Feb. 7	@ OTT	0-0	5/1	22:22
Feb. 9	@ PHI	0-0	1/2	23:42
Feb. 13	vs. VAN	0-0	0/1	22:42
Feb. 15	vs. BOS	0-0	5/2	20:19
Feb. 17	vs. WSH	0-1	1/1	19:35
Feb. 19	@ MIN	0-0	3/0	19:15
Feb. 22	@ CGY	0-0	1/1	22:34
Feb. 23	@ EDM	0-0	2/1	23:43
Feb. 25	@ VAN	0-0	0/0	23:19
Feb. 27	vs. CHI	0-0	1/1	23:08
Mar. 1	vs. VGK	0-0	0/2	24:18
Mar. 3	vs. COL	1-0w	2/1	19:10
Mar. 5	@ ARI	0-1	1/1	22:16
Mar. 6	vs. STL	0-1	2/0	22:02
Mar. 8	vs. MTL	0-1	1/2	21:36
Mar. 10	vs. LA	0-0	2/0	24:00
Mar. 12	vs. NSH	0-0	0/1	21:54
Mar. 14	@ ARI	0-0	1/0	21:40
Mar. 15	@ COL	0-2	1/2	23:26
Mar. 17	vs. FLA	0-0	0/0	24:31
Mar. 20	vs. WPG	0-0	4/2	22:50
Mar. 22	vs. SJ	0-2	0/0	25:06
Mar. 23	@ LA	1-0	1/0	26:23
Mar. 26	@ VAN	0-0	1/1	19:32
Mar. 29	@ CGY	0-0	0/1	19:58
Mar. 30	@ EDM	0-0	1/1	26:00
Apr. 3	vs. CGY	0-0	3/1	21:15
Apr. 5	vs. LA	0-2	0/2	22:45



# 2018-19 PLAYER GAME-BY-GAME

## GETZLAF

Oct. 3	@ SJ	0-2	1/0	17:44
Oct. 6	@ ARI	0-0	0/0	13:03
Oct. 8	vs. DET	INJ		
Oct. 10	vs. ARI	INJ		
Oct. 13	@ DAL	INJ		
Oct. 14	@ STL	INJ		
Oct. 17	vs. NYI	INJ		
Oct. 20	@ VGK	0-1	2/0	17:04
Oct. 21	vs. BUF	0-0	2/-1	18:42
Oct. 23	@ CHI	0-0	4/0	18:51
Oct. 25	@ DAL	2-0	4/0	20:48
Oct. 28	vs. SJ	0-2	5/1	21:10
Oct. 30	vs. PHI	0-1	3/0	21:05
Nov. 1	vs. NYR	0-2	3/1	23:44
Nov. 4	vs. CBJ	INJ		
Nov. 6	@ LA	0-0	4/-2	19:14
Nov. 7	vs. CGY	1-0w	2/1	23:58
Nov. 9	vs. MIN	0-0	0/-2	18:34
Nov. 12	vs. NSH	1-0	4/0	21:16
Nov. 14	@ VGK	0-0	2/0	15:48
Nov. 16	vs. TOR	0-0	0/-1	21:50
Nov. 18	vs. COL	1-1	3/1	21:50
Nov. 21	vs. VAN	1-1	2/1	20:28
Nov. 23	vs. EDM	0-1	1/2	25:19
Nov. 25	@ NSH	0-0	1/-2	21:52
Nov. 27	@ TB	0-0	1/-1	17:33
Nov. 28	@ FLA	0-1	3/1	20:51
Nov. 30	@ CAR	1-0w	4/1	20:08
Dec. 2	@ WSH	1-2	3/1	17:53
Dec. 5	vs. CHI	0-0	1/3	19:03
Dec. 7	vs. CAR	0-0	1/-2	21:17
Dec. 9	vs. NJ	0-2	0/0	20:08
Dec. 12	vs. DAL	0-2	2/4	18:10
Dec. 15	@ CBJ	0-0	3/0	21:41
Dec. 17	@ PIT	1-1	4/1	17:54
Dec. 18	@ NYR	0-1	3/-1	20:59
Dec. 20	@ BOS	0-0	1/-1	19:17
Dec. 22	@ BUF	0-0	3/-1	20:49
Dec. 27	@ SJ	0-0	1/-1	20:11
Dec. 29	vs. ARI	0-0	5/-3	18:01
Dec. 31	vs. TB	0-0	4/-1	20:49
Jan. 4	vs. VGK	0-0	0/-1	23:19
Jan. 6	vs. EDM	0-0	3/-3	18:34
Jan. 9	vs. OTT	0-0	3/-2	19:52
Jan. 11	vs. PIT	1-1	5/-1	20:55
Jan. 13	@ WPG	0-0	4/-2	23:56
Jan. 15	@ DET	0-1	3/-2	24:32
Jan. 17	@ MIN	0-0	2/1	19:48
Jan. 19	@ NJ	0-0	0/-1	18:25
Jan. 20	@ NYI	0-0	2/-1	17:45
Jan. 23	vs. STL	0-1	1/-1	20:35
Feb. 2	@ WPG	0-0	1/0	17:10
Feb. 4	@ TOR	0-0	1/-1	17:11
Feb. 5	@ MTL	1-0	3/-2	18:46
Feb. 7	@ OTT	0-0	2/-2	21:29
Feb. 9	@ PHI	0-2	1/-2	19:18
Feb. 13	vs. VAN	0-0	1/0	18:14
Feb. 15	vs. BOS	0-0	0/-1	20:51
Feb. 17	vs. WSH	0-2	1/0	17:22
Feb. 19	@ MIN	0-1	1/1	18:39
Feb. 22	@ CGY	INJ		
Feb. 23	@ EDM	INJ		
Feb. 25	@ VAN	INJ		
Feb. 27	vs. CHI	INJ		
Mar. 1	vs. VGK	INJ		
Mar. 3	vs. COL	0-0	3/0	21:43
Mar. 5	@ ARI	0-0	1/-1	17:47
Mar. 6	vs. STL	0-0	1/-1	17:28
Mar. 8	vs. MTL	0-0	1/0	15:03
Mar. 10	vs. LA	0-1	1/0	20:29
Mar. 12	vs. NSH	1-0	1/2	19:02
Mar. 14	@ ARI	0-0	1/-1	15:09
Mar. 15	@ COL	1-2	4/2	16:41
Mar. 17	vs. FLA	0-2	0/0	17:46
Mar. 20	vs. WPG	0-0	0/0	16:42
Mar. 22	vs. SJ	0-1	1/0	20:28
Mar. 23	@ LA	INJ		
Mar. 26	@ VAN	INJ		
Mar. 29	@ CGY	INJ		
Mar. 30	@ EDM	INJ		
Apr. 3	vs. CGY	1-0	1/1	13:31
Apr. 5	vs. LA	0-0	2/0	18:26

## GIBSON

Oct. 3	@ SJ	2/33	W	60:00
Oct. 6	@ ARI	0/41	W	60:00
Oct. 8	vs. DET	2/21	W	65:00
Oct. 10	vs. ARI	2/39	O	65:00
Oct. 13	@ DAL	4/44	L	40:00
Oct. 14	@ STL	DND		
Oct. 17	vs. NYI	1/35	W	60:00
Oct. 20	@ VGK	2/44	L	58:47
Oct. 21	vs. BUF	DND		
Oct. 23	@ CHI	2/37	L	58:23
Oct. 25	@ DAL	5/41	L	60:00
Oct. 28	vs. SJ	4/49	O	62:12
Oct. 30	vs. PHI	DND		
Nov. 1	vs. NYR	2/24	O	63:07
Nov. 4	vs. CBJ	2/26	W	60:33
Nov. 6	@ LA	3/26	L	59:29
Nov. 7	vs. CGY	DND		
Nov. 9	vs. MIN	5/43	L	60:00
Nov. 12	vs. NSH	1/35	W	65:00
Nov. 14	@ VGK	3/12	L	27:19
Nov. 16	vs. TOR	2/35	O	63:17
Nov. 18	vs. COL	INJ		
Nov. 21	vs. VAN	3/28	W	60:00
Nov. 23	vs. EDM	1/28	W	59:29
Nov. 25	@ NSH	4/32	L	59:19
Nov. 27	@ TB	DND		
Nov. 28	@ FLA	2/44	W	60:00
Nov. 30	@ CAR	1/34	W	61:15
Dec. 2	@ WSH	3/11		13:19
Dec. 5	vs. CHI	2/27	W	60:00
Dec. 7	vs. CAR	3/35	L	58:59
Dec. 9	vs. NJ	1/8	W	17:47
Dec. 12	vs. DAL	3/29	W	60:00
Dec. 15	@ CBJ	1/37	W	61:19
Dec. 17	@ PIT	2/30	W	60:00
Dec. 18	@ NYR	DND		
Dec. 20	@ BOS	3/31	L	58:43
Dec. 22	@ BUF	2/32	L	59:42
Dec. 27	@ SJ	1/16		20:00
Dec. 29	vs. ARI	5/30	O	60:16
Dec. 31	vs. TB	2/35	O	60:35
Jan. 4	vs. VGK	3/42	L	58:33
Jan. 6	vs. EDM	4/24	L	60:00
Jan. 9	vs. OTT	2/30	O	61:34
Jan. 11	vs. PIT	6/35	L	59:43
Jan. 13	@ WPG	4/34	O	64:49
Jan. 15	@ DET	3/25	L	58:21
Jan. 17	@ MIN	0/37	W	60:00
Jan. 19	@ NJ	2/31	W	60:00
Jan. 20	@ NYI	DND		
Jan. 23	vs. STL	5/31	L	50:35
Feb. 2	@ WPG	6/14	L	17:41
Feb. 4	@ TOR	5/35	L	46:22
Feb. 5	@ MTL	DND		
Feb. 7	@ OTT	2/24	L	40:00
Feb. 9	@ PHI	INJ		
Feb. 13	vs. VAN	INJ		
Feb. 15	vs. BOS	INJ		
Feb. 17	vs. WSH	INJ		
Feb. 19	@ MIN	INJ		
Feb. 22	@ CGY	INJ		
Feb. 23	@ EDM	INJ		
Feb. 25	@ VAN	INJ		
Feb. 27	vs. CHI	INJ		
Mar. 1	vs. VGK	2/33	L	57:56
Mar. 3	vs. COL	1/26	W	60:00
Mar. 5	@ ARI	DND		
Mar. 6	vs. STL	5/33	L	59:15
Mar. 8	vs. MTL	2/37	W	60:00
Mar. 10	vs. LA	DND		
Mar. 12	vs. NSH	2/34	W	60:00
Mar. 14	@ ARI	DND		
Mar. 15	@ COL	3/44	W	59:41
Mar. 17	vs. FLA	2/39	W	60:00
Mar. 20	vs. WPG	2/23	L	59:58
Mar. 22	vs. SJ	3/26	W	60:23
Mar. 23	@ LA	DND		
Mar. 26	@ VAN	4/32	W	59:21
Mar. 29	@ CGY	DND		
Mar. 30	@ EDM	1/31	W	60:00
Apr. 3	vs. CGY	DND		
Apr. 5	vs. LA	2/46	W	60:00

## GRANT (w/PIT)

Oct. 4	vs. WSH	MIN		
Oct. 6	vs. MTL	MIN		
Oct. 11	vs. VGK	MIN		
Oct. 13	@ MTL	MIN		
Oct. 16	vs. VAN	MIN		
Oct. 18	@ TOR	MIN		
Oct. 23	@ EDM	MIN		
Oct. 25	@ CGY	0-0	0/1	10:36
Oct. 27	@ VAN	0-0	1/0	8:56
Oct. 30	vs. NYI	0-0	1/-1	5:42
Nov. 1	@ NYI	0-0	0/0	8:36
Nov. 3	vs. TOR	0-0	2/0	7:15
Nov. 5	vs. NJ	0-0	2/-1	8:21
Nov. 7	@ WSH	MIN		
Nov. 10	vs. ARI	MIN		
Nov. 13	@ NJ	MIN		
Nov. 15	vs. TB	0-0	0/0	16:19
Nov. 17	@ OTT	0-0	1/-1	11:25
Nov. 19	vs. BUF	0-0	1/-1	13:42
Nov. 21	vs. DAL	0-1	2/0	10:06
Nov. 23	@ BOS	INJ		
Nov. 24	vs. CBJ	INJ		
Nov. 27	@ WPG	1-1	1/2	9:34
Nov. 28	@ COL	0-0	1/-1	8:16
Dec. 1	vs. PHI	0-0	1/1	5:41
Dec. 4	vs. COL	0-0	1/0	6:48
Dec. 6	vs. NYI	0-0	3/0	6:37
Dec. 8	@ OTT	0-0	0/1	8:27
Dec. 10	@ NYI	0-0	0/0	7:46
Dec. 12	@ CHI	0-1	1/1	9:17
Dec. 14	vs. BOS	1-0	3/1	9:11
Dec. 15	vs. LA	0-0	2/0	12:15
Dec. 17	vs. ANA	0-0	0/0	10:15
Dec. 19	@ WSH	DND		
Dec. 20	vs. MIN	DND		
Dec. 22	@ CAR	DND		
Dec. 27	vs. DET	DND		
Dec. 29	@ STL	DND		
Dec. 31	@ MIN	0-0	0/0	9:48
Jan. 2	@ NYR	DND		
Jan. 4	vs. WPG	DND		
Jan. 6	vs. CHI	DND		
Jan. 8	vs. FLA	DND		
Jan. 11	@ ANA	0-0	2/1	9:02
Jan. 12	@ LA	0-0	0/1	5:37
Jan. 15	@ SJ	0-0	1/-1	6:16
Jan. 17	Acquired by ANA			
Jan. 17	@ MIN	0-0	1/0	16:21
Jan. 19	@ NJ	1-0w	1/1	13:28
Jan. 20	@ NYI	0-0	3/0	16:32
Jan. 23	vs. STL	0-0	1/1	13:08
Feb. 2	@ WPG	0-0	1/1	14:36
Feb. 4	@ TOR	0-0	3/-2	14:26
Feb. 5	@ MTL	DND		
Feb. 7	@ OTT	0-0	3/-1	11:28
Feb. 9	@ PHI	0-0	2/-2	8:48
Feb. 13	vs. VAN	0-1	1/1	15:18
Feb. 15	vs. BOS	0-0	3/0	12:47
Feb. 17	vs. WSH	0-1	0/0	14:30
Feb. 19	@ MIN	0-0	0/0	15:35
Feb. 22	@ CGY	1-0	2/0	16:52
Feb. 23	@ EDM	0-0	0/-2	15:15
Feb. 25	@ VAN	0-0	2/-1	12:44
Feb. 27	vs. CHI	0-1	2/0	13:40
Mar. 1	vs. VGK	0-0	4/0	14:23
Mar. 3	vs. COL	INJ		
Mar. 5	@ ARI	INJ		
Mar. 6	vs. STL	INJ		
Mar. 8	vs. MTL	0-1	3/2	14:41
Mar. 10	vs. LA	0-0	0/-1	9:02
Mar. 12	vs. NSH	0-0	3/0	15:04
Mar. 14	@ ARI	0-0	3/-2	13:33
Mar. 15	@ COL	0-0	1/0	11:33
Mar. 17	vs. FLA	0-0	1/0	13:13
Mar. 20	vs. WPG	0-0	1/0	12:00
Mar. 22	vs. SJ	0-0	1/-1	14:00
Mar. 23	@ LA	0-1	1/1	13:53
Mar. 26	@ VAN	0-0	1/-3	14:14
Mar. 29	@ CGY	0-0	1/-1	13:49
Mar. 30	@ EDM	0-0	0/0	14:30
Apr. 3	vs. CGY	0-1	0/1	14:59
Apr. 5	vs. LA	0-1	3/1	14:17



# 2018-19 PLAYER GAME-BY-GAME



## GUHLE (w/BUF)

Oct. 4	vs. BOS	MIN			
Oct. 6	vs. NYR	MIN			
Oct. 8	vs. VGK	MIN			
Oct. 11	vs. COL	MIN			
Oct. 13	@ ARI	MIN			
Oct. 16	@ VGK	MIN			
Oct. 18	@ SJ	MIN			
Oct. 20	@ LA	MIN			
Oct. 21	@ ANA	MIN			
Oct. 25	vs. MTL	MIN			
Oct. 27	@ CBJ	MIN			
Oct. 30	vs. CGY	MIN			
Nov. 1	@ OTT	MIN			
Nov. 3	vs. OTT	MIN			
Nov. 4	@ NYR	MIN			
Nov. 8	@ MTL	MIN			
Nov. 10	vs. VAN	MIN			
Nov. 13	vs. TB	MIN			
Nov. 16	@ WPG	MIN			
Nov. 17	@ MIN	MIN			
Nov. 19	@ PIT	MIN			
Nov. 21	vs. PHI	MIN			
Nov. 23	vs. MTL	MIN			
Nov. 24	@ DET	MIN			
Nov. 27	vs. SJ	MIN			
Nov. 29	@ TB	MIN			
Nov. 30	@ FLA	MIN			
Dec. 3	@ NSH	MIN			
Dec. 4	vs. TOR	MIN			
Dec. 8	vs. PHI	MIN			
Dec. 11	vs. LA	MIN			
Dec. 13	vs. ARI	MIN			
Dec. 15	@ WSH	MIN			
Dec. 16	@ BOS	0-0	1/1	11:59	
Dec. 18	vs. FLA	0-0	0/0	11:22	
Dec. 21	@ WSH	DNP			
Dec. 22	vs. ANA	MIN			
Dec. 27	@ STL	MIN			
Dec. 29	vs. BOS	MIN			
Dec. 31	vs. NYI	MIN			
Jan. 3	vs. FLA	MIN			
Jan. 5	@ BOS	MIN			
Jan. 8	vs. NJ	MIN			
Jan. 11	@ CAR	MIN			
Jan. 12	vs. TB	MIN			
Jan. 14	@ EDM	MIN			
Jan. 16	@ CGY	MIN			
Jan. 18	@ VAN	MIN			
Jan. 20	@ CBJ	MIN			
Jan. 29	@ DAL	MIN			
Feb. 1	vs. CHI	MIN			
Feb. 5	vs. MIN	MIN			
Feb. 7	vs. CAR	MIN			
Feb. 9	vs. DET	MIN			
Feb. 10	vs. WPG	MIN			
Feb. 12	vs. NYI	MIN			
Feb. 15	vs. NYI	MIN			
Feb. 17	@ NJ	MIN			
Feb. 19	@ FLA	MIN			
Feb. 21	@ TB	MIN			
Feb. 23	vs. WSH	MIN			
Feb. 24	Acquired by Anaheim				
Feb. 25	@ VAN	0-0	5-1	18:15	
Feb. 27	vs. CHI	0-0	1/0	19:09	
Mar. 1	vs. VGK	0-0	3-2	24:13	
Mar. 3	vs. COL	0-1	4/1	20:01	
Mar. 5	@ ARI	0-0	1-1	9:06	
Mar. 6	vs. STL	INJ			
Mar. 8	vs. MTL	INJ			
Mar. 10	vs. LA	INJ			
Mar. 12	vs. NSH	INJ			
Mar. 14	@ ARI	INJ			
Mar. 15	@ COL	INJ			
Mar. 17	vs. FLA	INJ			
Mar. 20	vs. WPG	INJ			
Mar. 22	vs. SJ	INJ			
Mar. 23	@ LA	INJ			
Mar. 26	@ VAN	INJ			
Mar. 29	@ CGY	INJ			
Mar. 30	@ EDM	INJ			
Apr. 3	vs. CGY	INJ			
Apr. 5	vs. LA	0-0	0/0	6:02	

## HENRIQUE

Oct. 3	@ SJ	1-1	1/1	13:06	
Oct. 6	@ ARI	0-0	1/1	18:52	
Oct. 8	vs. DET	0-1	2/0	17:00	
Oct. 10	vs. ARI	0-0	3/0	15:04	
Oct. 13	@ DAL	1-0	1-1	19:45	
Oct. 14	@ STL	0-0	0/0	16:45	
Oct. 17	vs. NYI	1-0	1/1	17:00	
Oct. 20	@ VGK	0-0	0-1	14:40	
Oct. 21	vs. BUF	0-0	1-1	15:03	
Oct. 23	@ CHI	0-0	0-2	14:58	
Oct. 25	@ DAL	0-0	1-1	10:53	
Oct. 28	vs. SJ	0-1	1/0	18:23	
Oct. 30	vs. PHI	0-0	1/0	16:54	
Nov. 1	vs. NYR	0-0	1/1	18:44	
Nov. 4	vs. CBJ	0-1	1/1	21:24	
Nov. 6	@ LA	0-0	3/0	18:21	
Nov. 7	vs. CGY	1-0	2/1	14:50	
Nov. 9	vs. MIN	0-0	2-1	15:18	
Nov. 12	vs. NSH	0-0	1/0	19:09	
Nov. 14	@ VGK	0-0	0-1	15:26	
Nov. 16	vs. TOR	0-1	0/0	15:29	
Nov. 18	vs. COL	0-1	3/0	19:24	
Nov. 21	vs. VAN	1-0	3/0	18:12	
Nov. 23	vs. EDM	0-0	3/0	17:42	
Nov. 25	@ NSH	1-0	1/0	16:46	
Nov. 27	@ TB	0-1	1/1	15:29	
Nov. 28	@ FLA	0-1	0/1	14:21	
Nov. 30	@ CAR	0-1	0/0	18:45	
Dec. 2	@ WSH	0-1	0/1	15:18	
Dec. 5	vs. CHI	0-1	3/1	15:34	
Dec. 7	vs. CAR	0-0	1-2	17:44	
Dec. 9	vs. NJ	0-0	3/0	20:11	
Dec. 12	vs. DAL	0-0	3/0	15:15	
Dec. 15	@ CBJ	0-1	1/2	19:25	
Dec. 17	@ PIT	1-1	2/1	17:38	
Dec. 18	@ NYR	0-0	3-3	19:32	
Dec. 20	@ BOS	0-0	3/0	17:42	
Dec. 22	@ BUF	0-0	0-2	15:06	
Dec. 27	@ SJ	0-0	0/0	17:05	
Dec. 29	vs. ARI	1-1	3/1	17:11	
Dec. 31	vs. TB	0-0	3/1	17:08	
Jan. 4	vs. VGK	0-1	1-2	17:36	
Jan. 6	vs. EDM	0-0	2/0	16:43	
Jan. 9	vs. OTT	0-0	3/0	16:47	
Jan. 11	vs. PIT	0-2	0/1	17:33	
Jan. 13	@ WPG	0-0	2-1	17:40	
Jan. 15	@ DET	0-0	2/0	19:18	
Jan. 17	@ MIN	1-0w	4/1	18:05	
Jan. 19	@ NJ	0-1	2-1	20:21	
Jan. 20	@ NYI	0-0	0-1	15:36	
Jan. 23	vs. STL	0-0	0/0	15:01	
Feb. 2	@ WPG	0-0	1-2	14:25	
Feb. 4	@ TOR	0-0	1/0	14:36	
Feb. 5	@ MTL	0-0	2/0	14:06	
Feb. 7	@ OTT	0-0	4/0	17:33	
Feb. 9	@ PHI	1-0	1-1	14:29	
Feb. 13	vs. VAN	0-0	2/0	12:38	
Feb. 15	vs. BOS	0-0	2-2	14:55	
Feb. 17	vs. WSH	2-1w	4/1	15:57	
Feb. 19	@ MIN	0-1	0/1	15:29	
Feb. 22	@ CGY	0-0	1/0	17:29	
Feb. 23	@ EDM	0-0	2/0	15:36	
Feb. 25	@ VAN	0-0	0-1	15:50	
Feb. 27	vs. CHI	0-0	2-1	13:47	
Mar. 1	vs. VGK	0-0	2-1	16:18	
Mar. 3	vs. COL	0-0	1/0	15:56	
Mar. 5	@ ARI	1-0w	2/0	17:14	
Mar. 6	vs. STL	1-0	3/1	18:37	
Mar. 8	vs. MTL	2-0	4/3	15:39	
Mar. 10	vs. LA	0-0	0/0	16:30	
Mar. 12	vs. NSH	0-0	0/0	13:47	
Mar. 14	@ ARI	0-0	1/0	15:43	
Mar. 15	@ COL	0-1	0/0	17:04	
Mar. 17	vs. FLA	1-0	1/1	16:35	
Mar. 20	vs. WPG	0-0	0/0	17:08	
Mar. 22	vs. SJ	1-0	3/0	12:56	
Mar. 23	@ LA	0-1	1/0	17:01	
Mar. 26	@ VAN	0-1	2-1	16:32	
Mar. 29	@ CGY	0-0	1-1	16:20	
Mar. 30	@ EDM	0-1	0/1	15:52	
Apr. 3	vs. CGY	0-0	2-1	13:20	
Apr. 5	vs. LA	0-0	2/1	12:26	

## HOLZER

Oct. 3	@ SJ	INJ			
Oct. 6	@ ARI	INJ			
Oct. 8	vs. DET	INJ			
Oct. 10	vs. ARI	INJ			
Oct. 13	@ DAL	INJ			
Oct. 14	@ STL	INJ			
Oct. 17	vs. NYI	INJ			
Oct. 20	@ VGK	INJ			
Oct. 21	vs. BUF	INJ			
Oct. 23	@ CHI	INJ			
Oct. 25	@ DAL	INJ			
Oct. 28	vs. SJ	INJ			
Oct. 30	vs. PHI	INJ			
Nov. 1	vs. NYR	INJ			
Nov. 4	vs. CBJ	INJ			
Nov. 6	@ LA	INJ			
Nov. 7	vs. CGY	INJ			
Nov. 9	vs. MIN	INJ			
Nov. 12	vs. NSH	INJ			
Nov. 14	@ VGK	INJ			
Nov. 16	vs. TOR	INJ			
Nov. 18	vs. COL	INJ			
Nov. 21	vs. VAN	INJ			
Nov. 23	vs. EDM	INJ			
Nov. 25	@ NSH	INJ			
Nov. 27	@ TB	INJ			
Nov. 28	@ FLA	INJ			
Nov. 30	@ CAR	INJ			
Dec. 2	@ WSH	INJ			
Dec. 5	vs. CHI	INJ			
Dec. 7	vs. CAR	INJ			
Dec. 9	vs. NJ	INJ			
Dec. 12	vs. DAL	INJ			
Dec. 15	@ CBJ	INJ			
Dec. 17	@ PIT	INJ			
Dec. 18	@ NYR	INJ			
Dec. 20	@ BOS	INJ			
Dec. 22	@ BUF	INJ			
Dec. 27	@ SJ	INJ			
Dec. 29	vs. ARI	INJ			
Dec. 31	vs. TB	INJ			
Jan. 4	vs. VGK	DNP			
Jan. 6	vs. EDM	MIN			
Jan. 9	vs. OTT	MIN			
Jan. 11	vs. PIT	MIN			
Jan. 13	@ WPG	MIN			
Jan. 15	@ DET	MIN			
Jan. 17	@ MIN	MIN			
Jan. 19	@ NJ	MIN			
Jan. 20	@ NYI	MIN			
Jan. 23	vs. STL	MIN			
Feb. 2	@ WPG	0-1	1/0	15:40	
Feb. 4	@ TOR	0-0	0/0	16:06	
Feb. 5	@ MTL	DNP			
Feb. 7	@ OTT	DNP			
Feb. 9	@ PHI	DNP			
Feb. 13	vs. VAN	MIN			
Feb. 15	vs. BOS	MIN			
Feb. 17	vs. WSH	MIN			
Feb. 19	@ MIN	MIN			
Feb. 22	@ CGY	MIN			
Feb. 23	@ EDM	MIN			
Feb. 25	@ VAN	0-0	1-1	13:29	
Feb. 27	vs. CHI	0-0	0/0	14:52	
Mar. 1	vs. VGK	0-0	1/0	14:26	
Mar. 3	vs. COL	0-0	1/0	14:35	
Mar. 5	@ ARI	0-0	0/0	18:52	
Mar. 6	vs. STL	0-1	0/2	15:43	
Mar. 8	vs. MTL	0-0	2/1	15:10	
Mar. 10	vs. LA	0-0	2-2	13:49	
Mar. 12	vs. NSH	0-0	0/0	13:16	
Mar. 14	@ ARI	0-0	1/1	13:00	
Mar. 15	@ COL	0-0	0/0	12:00	
Mar. 17	vs. FLA	0-0	0/0	14:19	
Mar. 20	vs. WPG	0-0	0/0	16:28	
Mar. 22	vs. SJ	0-0	0/1	15:55	
Mar. 23	@ LA	0-0	0-1	15:33	
Mar. 26	@ VAN	0-0	1/0	18:20	
Mar. 29	@ CGY	0-0	1-1	18:33	
Mar. 30	@ EDM	0-1	1/3	22:31	
Apr. 3	vs. CGY	0-0	1/0	18:48	
Apr. 5	vs. LA	1-0	2/2	22:03	



# 2018-19 PLAYER GAME-BY-GAME

## JONES

Oct. 3	@ SJ	MIN		
Oct. 6	@ ARI	MIN		
Oct. 8	vs. DET	MIN		
Oct. 10	vs. ARI	MIN		
Oct. 13	@ DAL	MIN		
Oct. 14	@ STL	MIN		
Oct. 17	vs. NYI	MIN		
Oct. 20	@ VGK	MIN		
Oct. 21	vs. BUF	MIN		
Oct. 23	@ CHI	MIN		
Oct. 25	@ DAL	MIN		
Oct. 28	vs. SJ	MIN		
Oct. 30	vs. PHI	MIN		
Nov. 1	vs. NYR	MIN		
Nov. 4	vs. CBJ	MIN		
Nov. 6	@ LA	MIN		
Nov. 7	vs. CGY	MIN		
Nov. 9	vs. MIN	MIN		
Nov. 12	vs. NSH	MIN		
Nov. 14	@ VGK	MIN		
Nov. 16	vs. TOR	MIN		
Nov. 18	vs. COL	MIN		
Nov. 21	vs. VAN	MIN		
Nov. 23	vs. EDM	MIN		
Nov. 25	@ NSH	MIN		
Nov. 27	@ TB	MIN		
Nov. 28	@ FLA	MIN		
Nov. 30	@ CAR	MIN		
Dec. 2	@ WSH	MIN		
Dec. 5	vs. CHI	MIN		
Dec. 7	vs. CAR	MIN		
Dec. 9	vs. NJ	MIN		
Dec. 12	vs. DAL	MIN		
Dec. 15	@ CBJ	MIN		
Dec. 17	@ PIT	MIN		
Dec. 18	@ NYR	MIN		
Dec. 20	@ BOS	MIN		
Dec. 22	@ BUF	MIN		
Dec. 27	@ SJ	MIN		
Dec. 29	vs. ARI	MIN		
Dec. 31	vs. TB	MIN		
Jan. 4	vs. VGK	MIN		
Jan. 6	vs. EDM	MIN		
Jan. 9	vs. OTT	MIN		
Jan. 11	vs. PIT	MIN		
Jan. 13	@ WPG	MIN		
Jan. 15	@ DET	MIN		
Jan. 17	@ MIN	0-0	1/0	12:22
Jan. 19	@ NJ	0-0	0/1	11:25
Jan. 20	@ NYI	0-0	2/0	14:31
Jan. 23	vs. STL	0-0	1/0	16:51
Feb. 2	@ WPG	MIN		
Feb. 4	@ TOR	MIN		
Feb. 5	@ MTL	MIN		
Feb. 7	@ OTT	MIN		
Feb. 9	@ PHI	MIN		
Feb. 13	vs. VAN	0-0	2/0	11:26
Feb. 15	vs. BOS	0-0	5/0	12:49
Feb. 17	vs. WSH	0-0	2/1	14:08
Feb. 19	@ MIN	0-1	0/2	14:28
Feb. 22	@ CGY	0-0	2.0	14:26
Feb. 23	@ EDM	0-0	3/0	14:26
Feb. 25	@ VAN	0-0	1/0	14:48
Feb. 27	vs. CHI	0-0	4/-1	14:45
Mar. 1	vs. VGK	0-0	3/0	12:48
Mar. 3	vs. COL	0-0	1/0	14:07
Mar. 5	@ ARI	0-0	2/0	13:33
Mar. 6	vs. STL	0-0	0/0	11:38
Mar. 8	vs. MTL	1-0	3/1	13:01
Mar. 10	vs. LA	0-0	1/0	13:23
Mar. 12	vs. NSH	0-0	3/0	11:41
Mar. 14	@ ARI	0-0	2/-1	11:49
Mar. 15	@ COL	0-0	0/0	11:22
Mar. 17	vs. FLA	0-0	2/0	12:42
Mar. 20	vs. WPG	0-0	2/0	9:38
Mar. 22	vs. SJ	0-0	0/-1	10:09
Mar. 23	@ LA	0-0	1/0	12:04
Mar. 26	@ VAN	0-0	2/-2	14:31
Mar. 29	@ CGY	0-0	2/-2	16:34
Mar. 30	@ EDM	0-0	2/0	14:03
Apr. 3	vs. CGY	1-0w	5/1	13:02
Apr. 5	vs. LA	0-2	4/1	12:44

## KASE

Oct. 3	@ SJ	INJ			
Oct. 6	@ ARI	INJ			
Oct. 8	vs. DET	INJ			
Oct. 10	vs. ARI	INJ			
Oct. 13	@ DAL	INJ			
Oct. 14	@ STL	INJ			
Oct. 17	vs. NYI	INJ			
Oct. 20	@ VGK	INJ			
Oct. 21	vs. BUF	INJ			
Oct. 23	@ CHI	INJ			
Oct. 25	@ DAL	INJ			
Oct. 28	vs. SJ	INJ			
Oct. 30	vs. PHI	INJ			
Nov. 1	vs. NYR	INJ			
Nov. 4	vs. CBJ	INJ			
Nov. 6	@ LA	INJ			
Nov. 7	vs. CGY	INJ			
Nov. 9	vs. MIN	INJ			
Nov. 12	vs. NSH	0-0	4/0	14:32	
Nov. 14	@ VGK	0-0	7/-2	15:26	
Nov. 16	vs. TOR	0-0	4/0	14:00	
Nov. 18	vs. COL	1-0	6/1	18:09	
Nov. 21	vs. VAN	1-0	3/0	16:06	
Nov. 23	vs. EDM	0-0	4/1	21:17	
Nov. 25	@ NSH	1-0	2/-1	15:59	
Nov. 27	@ TB	0-1	0/1	13:34	
Nov. 28	@ FLA	0-1	1/1	13:27	
Nov. 30	@ CAR	0-0	2/0	13:26	
Dec. 2	@ WSH	0-2	1/1	13:25	
Dec. 5	vs. CHI	1-0w	6/0	11:22	
Dec. 7	vs. CAR	0-0	3/-1	13:27	
Dec. 9	vs. NJ	1-2	3/2	16:42	
Dec. 12	vs. DAL	3-0	5/4	15:53	
Dec. 15	@ CBJ	0-0	4/0	18:03	
Dec. 17	@ PIT	1-0w	5/0	15:21	
Dec. 18	@ NYR	0-1	3/-1	19:06	
Dec. 20	@ BOS	0-0	2/-1	17:53	
Dec. 22	@ BUF	0-0	4/-1	18:26	
Dec. 27	@ SJ	0-0	1/0	15:59	
Dec. 29	vs. ARI	2-0	4/2	16:12	
Dec. 31	vs. TB	0-1	1/1	15:03	
Jan. 4	vs. VGK	0-0	0/-2	15:00	
Jan. 6	vs. EDM	0-0	6/-3	15:51	
Jan. 9	vs. OTT	0-0	4/0	16:36	
Jan. 11	vs. PIT	0-1	1/-2	16:05	
Jan. 13	@ WPG	0-0	1/-1	15:27	
Jan. 15	@ DET	0-0	6/0	17:23	
Jan. 17	@ MIN	0-0	0/0	1/1	10:34
Jan. 19	@ NJ	INJ			
Jan. 20	@ NYI	INJ			
Jan. 23	vs. STL	INJ			
Feb. 2	@ WPG	INJ			
Feb. 4	@ TOR	INJ			
Feb. 5	@ MTL	INJ			
Feb. 7	@ OTT	INJ			
Feb. 9	@ PHI	INJ			
Feb. 13	vs. VAN	INJ			
Feb. 15	vs. BOS	INJ			
Feb. 17	vs. WSH	INJ			
Feb. 19	@ MIN	INJ			
Feb. 22	@ CGY	INJ			
Feb. 23	@ EDM	INJ			
Feb. 25	@ VAN	INJ			
Feb. 27	vs. CHI	INJ			
Mar. 1	vs. VGK	INJ			
Mar. 3	vs. COL	INJ			
Mar. 5	@ ARI	INJ			
Mar. 6	vs. STL	INJ			
Mar. 8	vs. MTL	INJ			
Mar. 10	vs. LA	INJ			
Mar. 12	vs. NSH	INJ			
Mar. 14	@ ARI	INJ			
Mar. 15	@ COL	INJ			
Mar. 17	vs. FLA	INJ			
Mar. 20	vs. WPG	INJ			
Mar. 22	vs. SJ	INJ			
Mar. 23	@ LA	INJ			
Mar. 26	@ VAN	INJ			
Mar. 29	@ CGY	INJ			
Mar. 30	@ EDM	INJ			
Apr. 3	vs. CGY	INJ			
Apr. 5	vs. LA	INJ			

## LINDHOLM

Oct. 3	@ SJ	0-0	1/1	25:05
Oct. 6	@ ARI	0-0	0/0	24:37
Oct. 8	vs. DET	1-0	5/-1	23:34
Oct. 10	vs. ARI	0-1	2/0	25:38
Oct. 13	@ DAL	0-2	1/1	23:56
Oct. 14	@ STL	0-2	0/0	22:16
Oct. 17	vs. NYI	1-0	3/0	24:56
Oct. 20	@ VGK	0-0	1/1	27:17
Oct. 21	vs. BUF	0-0	1/0	23:01
Oct. 23	@ CHI	0-0	0/0	22:27
Oct. 25	@ DAL	0-0	1/-1	27:07
Oct. 28	vs. SJ	0-0	3/1	30:08
Oct. 30	vs. PHI	0-0	2/1	22:01
Nov. 1	vs. NYR	0-0	2/0	25:05
Nov. 4	vs. CBJ	0-0	3/-1	30:08
Nov. 6	@ LA	0-0	1/2	21:30
Nov. 7	vs. CGY	0-0	1/0	26:13
Nov. 9	vs. MIN	0-1	1/-1	26:29
Nov. 12	vs. NSH	0-1	2/0	29:04
Nov. 14	@ VGK	0-0	5/-1	25:47
Nov. 16	vs. TOR	0-0	6/-1	28:57
Nov. 18	vs. COL	INJ		
Nov. 21	vs. VAN	INJ		
Nov. 23	vs. EDM	INJ		
Nov. 25	@ NSH	INJ		
Nov. 27	@ TB	INJ		
Nov. 28	@ FLA	INJ		
Nov. 30	@ CAR	0-1	3/1	26:09
Dec. 2	@ WSH	1-1	3/-2	27:48
Dec. 5	vs. CHI	0-1	1/1	25:45
Dec. 7	vs. CAR	0-0	1/-3	25:41
Dec. 9	vs. NJ	0-0	1/2	25:10
Dec. 12	vs. DAL	1-0	4/4	24:34
Dec. 15	@ CBJ	0-0	1/1	28:13
Dec. 17	@ PIT	0-0	3/0	24:07
Dec. 18	@ NYR	0-0	0/1	22:32
Dec. 20	@ BOS	0-0	1/0	22:56
Dec. 22	@ BUF	0-0	1/-2	26:37
Dec. 27	@ SJ	0-0	2/-1	23:00
Dec. 29	vs. ARI	0-1	4/1	28:27
Dec. 31	vs. TB	0-0	2/-1	26:46
Jan. 4	vs. VGK	0-1	1/1	26:25
Jan. 6	vs. EDM	0-0	3/1	23:18
Jan. 9	vs. OTT	0-0	3/-1	21:40
Jan. 11	vs. PIT	0-0	0/2	21:36
Jan. 13	@ WPG	0-0	3/0	27:55
Jan. 15	@ DET	0-0	1/1	24:58
Jan. 17	@ MIN	0-0	3/2	23:33
Jan. 19	@ NJ	0-1	0/1	27:15
Jan. 20	@ NYI	0-0	1/-1	21:39
Jan. 23	vs. STL	0-1	0/0	24:23
Feb. 2	@ WPG	0-0	1/3	20:52
Feb. 4	@ TOR	0-1	2/-2	18:43
Feb. 5	@ MTL	0-0	0/1	20:46
Feb. 7	@ OTT	0-0	6/-1	24:41
Feb. 9	@ PHI	0-0	0/-1	22:41
Feb. 13	vs. VAN	0-0	0/0	21:51
Feb. 15	vs. BOS	0-0	0/0	22:45
Feb. 17	vs. WSH	0-1	5/-1	20:03
Feb. 19	@ MIN	1-0	3/2	22:52
Feb. 22	@ CGY	0-0	0/0	18:28
Feb. 23	@ EDM	0-0	2/-1	21:17
Feb. 25	@ VAN	0-0	2/-2	21:08
Feb. 27	vs. CHI	0-1	1/1	23:34
Mar. 1	vs. VGK	0-0	0/0	20:10
Mar. 3	vs. COL	0-0	1/0	21:48
Mar. 5	@ ARI	0-1	1/1	24:21
Mar. 6	vs. STL	0-0	0/-1	21:25
Mar. 8	vs. MTL	0-0	2/3	22:59
Mar. 10	vs. LA	0-0	2/1	21:02
Mar. 12	vs. NSH	0-1	1/2	24:11
Mar. 14	@ ARI	0-0	1/-3	24:07
Mar. 15	@ COL	1-0	3/0	26:43
Mar. 17	vs. FLA	0-0	1/0	21:54
Mar. 20	vs. WPG	0-0	0/0	21:43
Mar. 22	vs. SJ	0-0	0/-1	21:28
Mar. 23	@ LA	0-0	0/1	23:18
Mar. 26	@ VAN	0-0	1/-2	23:39
Mar. 29	@ CGY	0-0	1/2	21:55
Mar. 30	@ EDM	0-2	2/-2	21:43
Apr. 3	vs. CGY	0-0	3/3	21:57
Apr. 5	vs. LA	0-0	1/5	23:49

# 2018-19 PLAYER GAME-BY-GAME



## MANSON

Oct. 3	@ SJ	0-0	1/1	22:03
Oct. 6	@ ARI	0-0	1/1	24:06
Oct. 8	vs. DET	0-0	1/1	24:35
Oct. 10	vs. ARI	0-0	0/0	21:15
Oct. 13	@ DAL	0-1	2/2	25:13
Oct. 14	@ STL	0-1	3/1	25:39
Oct. 17	vs. NYI	0-0	2/3	21:24
Oct. 20	@ VGK	0-0	2/0	21:46
Oct. 21	vs. BUF	0-0	0/0	23:08
Oct. 23	@ CHI	0-0	2/0	22:41
Oct. 25	@ DAL	0-0	1/1	22:51
Oct. 28	vs. SJ	1-0	3-1	21:12
Oct. 30	vs. PHI	INJ		
Nov. 1	vs. NYR	INJ		
Nov. 4	vs. CBJ	INJ		
Nov. 6	@ LA	INJ		
Nov. 7	vs. CGY	0-1	2/2	23:34
Nov. 9	vs. MIN	0-0	2-3	19:44
Nov. 12	vs. NSH	0-0	2/0	25:42
Nov. 14	@ VGK	0-0	0/2	18:14
Nov. 16	vs. TOR	0-0	0-1	19:15
Nov. 18	vs. COL	0-0	1-1	24:49
Nov. 21	vs. VAN	0-0	0-1	22:53
Nov. 23	vs. EDM	0-0	1/0	23:07
Nov. 25	@ NSH	0-0	0/0	19:44
Nov. 27	@ TB	1-0	1/0	26:51
Nov. 28	@ FLA	1-0	2/2	22:33
Nov. 30	@ CAR	0-0	1/0	24:52
Dec. 2	@ WSH	0-0	0/1	27:56
Dec. 5	vs. CHI	0-0	1/1	24:28
Dec. 7	vs. CAR	0-0	1/0	21:21
Dec. 9	vs. NJ	0-1	2/0	24:45
Dec. 12	vs. DAL	0-0	4/1	21:22
Dec. 15	@ CBJ	0-1	1/0	23:14
Dec. 17	@ PIT	0-1	1/2	24:50
Dec. 18	@ NYR	0-0	1/0	23:00
Dec. 20	@ BOS	0-0	0/0	20:30
Dec. 22	@ BUF	0-0	5/0	22:54
Dec. 27	@ SJ	0-1	1/0	22:56
Dec. 29	vs. ARI	0-0	0-1	23:00
Dec. 31	vs. TB	0-0	3/0	25:04
Jan. 4	vs. VGK	0-0	1-1	22:26
Jan. 6	vs. EDM	0-0	3-1	21:28
Jan. 9	vs. OTT	0-0	2/1	24:15
Jan. 11	vs. PIT	0-0	1-2	17:29
Jan. 13	@ WPG	0-0	0/0	23:56
Jan. 15	@ DET	0-0	1-1	22:01
Jan. 17	@ MIN	0-0	1/0	21:57
Jan. 19	@ NJ	0-0	0/2	18:44
Jan. 20	@ NYI	0-0	1/0	19:13
Jan. 23	vs. STL	0-0	1-2	19:12
Feb. 2	@ WPG	0-0	1/0	22:09
Feb. 4	@ TOR	0-1	1-3	21:43
Feb. 5	@ MTL	0-0	2-2	22:02
Feb. 7	@ OTT	0-0	2-1	17:06
Feb. 9	@ PHI	0-0	2-2	22:58
Feb. 13	vs. VAN	0-0	1/0	22:09
Feb. 15	vs. BOS	0-0	1/0	24:01
Feb. 17	vs. WSH	0-0	2-1	21:28
Feb. 19	@ MIN	0-0	0/2	24:04
Feb. 22	@ CGY	0-0	0/0	20:24
Feb. 23	@ EDM	0-0	3-1	21:03
Feb. 25	@ VAN	0-0	0-2	22:46
Feb. 27	vs. CHI	0-1	2/1	23:57
Mar. 1	vs. VGK	0-0	1/0	20:19
Mar. 3	vs. COL	0-0	3/0	24:48
Mar. 5	@ ARI	0-1	1/1	18:02
Mar. 6	vs. STL	0-0	1-1	21:07
Mar. 8	vs. MTL	0-1	1/3	22:20
Mar. 10	vs. LA	0-0	0/1	21:26
Mar. 12	vs. NSH	0-1	3/1	24:01
Mar. 14	@ ARI	0-0	3-3	20:15
Mar. 15	@ COL	0-1	1/0	24:02
Mar. 17	vs. FLA	0-0	2/0	21:12
Mar. 20	vs. WPG	0-0	1/0	18:09
Mar. 22	vs. SJ	0-0	1-1	21:27
Mar. 23	@ LA	0-0	0/1	22:32
Mar. 26	@ VAN	0-0	0-2	22:01
Mar. 29	@ CGY	INJ		
Mar. 30	@ EDM	INJ		
Apr. 3	vs. CGY	INJ		
Apr. 5	vs. LA	INJ		

## MILLER

Oct. 3	@ SJ	DND		
Oct. 6	@ ARI	DND		
Oct. 8	vs. DET	DND		
Oct. 10	vs. ARI	DND		
Oct. 13	@ DAL	0/6	19:16	
Oct. 14	@ STL	2/31 W	59:57	
Oct. 17	vs. NYI	DND		
Oct. 20	@ VGK	DND		
Oct. 21	vs. BUF	3/44 L	58:43	
Oct. 23	@ CHI	DND		
Oct. 25	@ DAL	DND		
Oct. 28	vs. SJ	DND		
Oct. 30	vs. PHI	3/36 L	59:09	
Nov. 1	vs. NYR	DND		
Nov. 4	vs. CBJ	DND		
Nov. 6	@ LA	DND		
Nov. 7	vs. CGY	2/39 W	59:57	
Nov. 9	vs. MIN	DND		
Nov. 12	vs. NSH	DND		
Nov. 14	@ VGK	2/13	32:37	
Nov. 16	vs. TOR	DND		
Nov. 18	vs. COL	4/42 O	64:58	
Nov. 21	vs. VAN	DND		
Nov. 23	vs. EDM	DND		
Nov. 25	@ NSH	DND		
Nov. 27	@ TB	1/35 W	60:00	
Nov. 28	@ FLA	DND		
Nov. 30	@ CAR	DND		
Dec. 2	@ WSH	2/21 W	46:41	
Dec. 5	vs. CHI	DND		
Dec. 7	vs. CAR	DND		
Dec. 9	vs. NJ	4/27	47:10	
Dec. 12	vs. DAL	INJ		
Dec. 15	@ CBJ	INJ		
Dec. 17	@ PIT	INJ		
Dec. 18	@ NYR	INJ		
Dec. 20	@ BOS	INJ		
Dec. 22	@ BUF	INJ		
Dec. 27	@ SJ	INJ		
Dec. 29	vs. ARI	INJ		
Dec. 31	vs. TB	INJ		
Jan. 4	vs. VGK	INJ		
Jan. 6	vs. EDM	INJ		
Jan. 9	vs. OTT	INJ		
Jan. 11	vs. PIT	INJ		
Jan. 13	@ WPG	INJ		
Jan. 15	@ DET	INJ		
Jan. 17	@ MIN	INJ		
Jan. 19	@ NJ	INJ		
Jan. 20	@ NYI	INJ		
Jan. 23	vs. STL	INJ		
Feb. 2	@ WPG	INJ		
Feb. 4	@ TOR	INJ		
Feb. 5	@ MTL	INJ		
Feb. 7	@ OTT	INJ		
Feb. 9	@ PHI	INJ		
Feb. 13	vs. VAN	DND		
Feb. 15	vs. BOS	DND		
Feb. 17	vs. WSH	2/25 W	60:00	
Feb. 19	@ MIN	0/31 W	59:58	
Feb. 22	@ CGY	2/28 L	58:28	
Feb. 23	@ EDM	DND		
Feb. 25	@ VAN	INJ		
Feb. 27	vs. CHI	4/35 L	59:25	
Mar. 1	vs. VGK	DND		
Mar. 3	vs. COL	DND		
Mar. 5	@ ARI	1/23 W	59:07	
Mar. 6	vs. STL	DND		
Mar. 8	vs. MTL	DND		
Mar. 10	vs. LA	3/25 L	58:22	
Mar. 12	vs. NSH	DND		
Mar. 14	@ ARI	6/24 L	60:00	
Mar. 15	@ COL	DND		
Mar. 17	vs. FLA	DND		
Mar. 20	vs. WPG	DND		
Mar. 22	vs. SJ	DND		
Mar. 23	@ LA	3/30 O	65:00	
Mar. 26	@ VAN	DND		
Mar. 29	@ CGY	6/37 L	60:00	
Mar. 30	@ EDM	DND		
Apr. 3	vs. CGY	1/26 W	60:00	
Apr. 5	vs. LA	DND		

## RAKELL

Oct. 3	@ SJ	1-2	1/0	18:03
Oct. 6	@ ARI	0-0	3/0	15:29
Oct. 8	vs. DET	0-0	1-2	17:49
Oct. 10	vs. ARI	0-0	0/0	15:29
Oct. 13	@ DAL	0-0	5/0	21:10
Oct. 14	@ STL	0-0	6-1	22:15
Oct. 17	vs. NYI	0-1	2/0	14:34
Oct. 20	@ VGK	0-0	0-1	16:50
Oct. 21	vs. BUF	0-1	5/0	15:38
Oct. 23	@ CHI	1-0	3/0	18:45
Oct. 25	@ DAL	0-1	5/0	15:38
Oct. 28	vs. SJ	1-0	3/0	18:45
Oct. 30	vs. PHI	0-1	5/0	20:51
Nov. 1	vs. NYR	0-0	2/1	21:40
Nov. 4	vs. CBJ	0-1	0/0	20:20
Nov. 6	@ LA	1-1	3/1	23:14
Nov. 7	vs. CGY	0-1	4/1	16:36
Nov. 9	vs. MIN	0-0	4-1	20:26
Nov. 12	vs. NSH	0-1	3/1	22:03
Nov. 14	@ VGK	0-0	3/1	15:35
Nov. 16	vs. TOR	0-1	4/0	18:51
Nov. 18	vs. COL	0-0	2-1	15:39
Nov. 21	vs. VAN	0-0	7-2	20:25
Nov. 23	vs. EDM	0-0	3/1	18:29
Nov. 25	@ NSH	0-0	5/1	20:54
Nov. 27	@ TB	1-1w	2/2	21:58
Nov. 28	@ FLA	0-1	0-2	19:17
Nov. 30	@ CAR	0-0	5-1	18:04
Dec. 2	@ WSH	0-0	2/0	17:43
Dec. 5	vs. CHI	0-2	1/1	18:35
Dec. 7	vs. CAR	1-1	4-1	14:21
Dec. 9	vs. NJ	INJ		
Dec. 12	vs. DAL	INJ		
Dec. 15	@ CBJ	INJ		
Dec. 17	@ PIT	INJ		
Dec. 18	@ NYR	INJ		
Dec. 20	@ BOS	INJ		
Dec. 22	@ BUF	INJ		
Dec. 27	@ SJ	INJ		
Dec. 29	vs. ARI	INJ		
Dec. 31	vs. TB	INJ		
Jan. 4	vs. VGK	INJ		
Jan. 6	vs. EDM	INJ		
Jan. 9	vs. OTT	0-0	2-2	19:28
Jan. 11	vs. PIT	0-1	3/0	18:20
Jan. 13	@ WPG	1-0	3-1	21:20
Jan. 15	@ DET	1-0	3-2	21:31
Jan. 17	@ MIN	1-0	2/1	17:16
Jan. 19	@ NJ	0-0	0/0	17:12
Jan. 20	@ NYI	0-0	3-2	18:02
Jan. 23	vs. STL	0-0	2-1	20:17
Feb. 2	@ WPG	0-0	3/0	17:00
Feb. 4	@ TOR	1-0	2-1	16:05
Feb. 5	@ MTL	0-0	0/3	16:45
Feb. 7	@ OTT	0-0	2-1	21:19
Feb. 9	@ PHI	0-1	2-2	17:39
Feb. 13	vs. VAN	0-0	2/0	18:50
Feb. 15	vs. BOS	0-0	2-1	20:07
Feb. 17	vs. WSH	0-0	6/0	17:12
Feb. 19	@ MIN	0-0	4/1	18:49
Feb. 22	@ CGY	0-0	2-1	17:12
Feb. 23	@ EDM	0-0	7-1	21:46
Feb. 25	@ VAN	0-0	1-1	19:00
Feb. 27	vs. CHI	0-0	0/0	6:34
Mar. 1	vs. VGK	0-0	3-1	19:37
Mar. 3	vs. COL	0-1	1/1	17:54
Mar. 5	@ ARI	0-1	2/1	18:13
Mar. 6	vs. STL	1-0	6/1	17:30
Mar. 8	vs. MTL	1-0	2/1	16:01
Mar. 10	vs. LA	0-0	2-1	19:28
Mar. 12	vs. NSH	0-1	2/1	15:14
Mar. 14	@ ARI	0-1	4/1	18:56
Mar. 15	@ COL	0-0	4/1	19:49
Mar. 17	vs. FLA	0-1	2-1	19:07
Mar. 20	vs. WPG	0-0	5-2	19:35
Mar. 22	vs. SJ	2-1	3/2	19:58
Mar. 23	@ LA	1-0	2/1	22:29
Mar. 26	@ VAN	1-0	5-1	21:11
Mar. 29	@ CGY	0-0	0/0	18:30
Mar. 30	@ EDM	3-0w	6/2	17:12
Apr. 3	vs. CGY	0-1	4/1	17:28
Apr. 5	vs. LA	0-1	3/1	16:42



# 2018-19 PLAYER GAME-BY-GAME

## RITCHIE

Oct. 3	@ SJ	DNP		
Oct. 6	@ ARI	DNP		
Oct. 8	vs. DET	DNP		
Oct. 10	vs. ARI	DNP		
Oct. 13	@ DAL	DNP		
Oct. 14	@ STL	DNP		
Oct. 17	vs. NYI	DNP		
Oct. 20	@ VGK	DNP		
Oct. 21	vs. BUF	DNP		
Oct. 23	@ CHI	0-0	3/0	14:49
Oct. 25	@ DAL	0-1	0/1	9:30
Oct. 28	vs. SJ	INJ		
Oct. 30	vs. PHI	INJ		
Nov. 1	vs. NYR	INJ		
Nov. 4	vs. CBJ	INJ		
Nov. 6	@ LA	INJ		
Nov. 7	vs. CGY	INJ		
Nov. 9	vs. MIN	0-0	1/-2	15:08
Nov. 12	vs. NSH	0-0	0/0	14:26
Nov. 14	@ VGK	0-0	1/-1	13:13
Nov. 16	vs. TOR	0-1	2/1	15:27
Nov. 18	vs. COL	0-1	1/0	16:10
Nov. 21	vs. VAN	0-1	2/1	13:21
Nov. 23	vs. EDM	1-0	3/1	10:38
Nov. 25	@ NSH	0-0	0/0	14:52
Nov. 27	@ TB	1-1w	1/1	13:19
Nov. 28	@ FLA	2-0w	2/2	14:41
Nov. 30	@ CAR	0-0	1/0	12:56
Dec. 2	@ WSH	0-0	1/0	15:17
Dec. 5	vs. CHI	0-1	1/1	13:17
Dec. 7	vs. CAR	0-0	0/-1	13:40
Dec. 9	vs. NJ	0-0	2/1	16:54
Dec. 12	vs. DAL	0-1	2/2	15:59
Dec. 15	@ CBJ	0-0	2/1	15:55
Dec. 17	@ PIT	0-1	2/0	14:56
Dec. 18	@ NYR	0-0	0/-1	15:47
Dec. 20	@ BOS	0-0	1/0	17:31
Dec. 22	@ BUF	0-0	3/0	15:19
Dec. 27	@ SJ	0-1	1/0	14:04
Dec. 29	vs. ARI	0-3	2/3	15:56
Dec. 31	vs. TB	1-0	1/1	16:25
Jan. 4	vs. VGK	0-0	2/-1	16:30
Jan. 6	vs. EDM	0-0	2/0	17:33
Jan. 9	vs. OTT	0-0	2/0	14:46
Jan. 11	vs. PIT	1-0	1/-1	16:34
Jan. 13	@ WPG	0-0	2/-1	16:03
Jan. 15	@ DET	0-1	2/1	23:14
Jan. 17	@ MIN	0-1	2/1	15:30
Jan. 19	@ NJ	0-1	1/-1	19:03
Jan. 20	@ NYI	0-0	0/0	16:43
Jan. 23	vs. STL	0-0	1/-2	14:33
Feb. 2	@ WPG	1-1	1/1	14:28
Feb. 4	@ TOR	0-0	0/-1	15:09
Feb. 5	@ MTL	0-0	3/0	15:00
Feb. 7	@ OTT	0-0	4/0	18:57
Feb. 9	@ PHI	1-1	3/-2	16:52
Feb. 13	vs. VAN	0-0	0/0	12:45
Feb. 15	vs. BOS	INJ		
Feb. 17	vs. WSH	0-0	1/-1	13:15
Feb. 19	@ MIN	0-0	2/0	10:30
Feb. 22	@ CGY	0-0	2/-1	15:31
Feb. 23	@ EDM	0-1	4/1	17:32
Feb. 25	@ VAN	0-0	1/0	15:40
Feb. 27	vs. CHI	0-0	3/1	16:45
Mar. 1	vs. VGK	0-0	1/-1	14:25
Mar. 3	vs. COL	INJ		
Mar. 5	@ ARI	INJ		
Mar. 6	vs. STL	1-0	2/1	12:28
Mar. 8	vs. MTL	0-2	0/2	16:14
Mar. 10	vs. LA	0-0	1/0	14:34
Mar. 12	vs. NSH	0-0	3/2	14:34
Mar. 14	@ ARI	0-0	3/-2	17:08
Mar. 15	@ COL	0-1	4/1	13:48
Mar. 17	vs. FLA	0-1	0/0	12:03
Mar. 20	vs. WPG	0-0	4/0	13:59
Mar. 22	vs. SJ	0-0	0/0	12:59
Mar. 23	@ LA	INJ		
Mar. 26	@ VAN	INJ		
Mar. 29	@ CGY	INJ		
Mar. 30	@ EDM	INJ		
Apr. 3	vs. CGY	0-0	3/1	11:44
Apr. 5	vs. LA	0-0	1/-1	13:46

## ROWNEY

Oct. 3	@ SJ	1-0	2/1	15:29
Oct. 6	@ ARI	0-0	0/0	13:18
Oct. 8	vs. DET	0-0	1/-1	13:26
Oct. 10	vs. ARI	0-0	0/0	15:22
Oct. 13	@ DAL	0-0	0/0	1:24
Oct. 14	@ STL	INJ		
Oct. 17	vs. NYI	INJ		
Oct. 20	@ VGK	INJ		
Oct. 21	vs. BUF	INJ		
Oct. 23	@ CHI	INJ		
Oct. 25	@ DAL	INJ		
Oct. 28	vs. SJ	INJ		
Oct. 30	vs. PHI	INJ		
Nov. 1	vs. NYR	INJ		
Nov. 4	vs. CBJ	INJ		
Nov. 6	@ LA	INJ		
Nov. 7	vs. CGY	INJ		
Nov. 9	vs. MIN	INJ		
Nov. 12	vs. NSH	INJ		
Nov. 14	@ VGK	INJ		
Nov. 16	vs. TOR	INJ		
Nov. 18	vs. COL	INJ		
Nov. 21	vs. VAN	INJ		
Nov. 23	vs. EDM	INJ		
Nov. 25	@ NSH	INJ		
Nov. 27	@ TB	1-0	2/1	12:08
Nov. 28	@ FLA	0-1	0/0	10:39
Nov. 30	@ CAR	0-0	1/0	11:25
Dec. 2	@ WSH	0-0	0/-1	10:20
Dec. 5	vs. CHI	0-1	1/-1	11:48
Dec. 7	vs. CAR	0-0	0/0	16:06
Dec. 9	vs. NJ	0-1	1/0	9:02
Dec. 12	vs. DAL	0-0	0/1	10:32
Dec. 15	@ CBJ	0-0	0/-1	9:24
Dec. 17	@ PIT	0-1	0/1	12:25
Dec. 18	@ NYR	0-0	0/0	8:50
Dec. 20	@ BOS	0-1	1/1	11:57
Dec. 22	@ BUF	0-0	0/0	10:54
Dec. 27	@ SJ	0-1	2/-1	11:57
Dec. 29	vs. ARI	0-0	0/0	13:04
Dec. 31	vs. TB	0-0	1/0	12:19
Jan. 4	vs. VGK	1-0	4/1	11:07
Jan. 6	vs. EDM	0-0	0/-1	11:53
Jan. 9	vs. OTT	0-0	0/0	11:18
Jan. 11	vs. PIT	0-0	0/0	11:44
Jan. 13	@ WPG	0-3	1/2	13:45
Jan. 15	@ DET	0-0	1/-1	13:58
Jan. 17	@ MIN	0-0	0/1	11:55
Jan. 19	@ NJ	0-0	2/0	11:08
Jan. 20	@ NYI	0-0	0/0	13:23
Jan. 23	vs. STL	0-0	0/-2	11:13
Feb. 2	@ WPG	0-0	3/-2	13:19
Feb. 4	@ TOR	0-0	0/1	14:41
Feb. 5	@ MTL	0-0	0/0	11:59
Feb. 7	@ OTT	0-0	3/0	11:32
Feb. 9	@ PHI	0-0	3/0	16:26
Feb. 13	vs. VAN	0-0	3/0	10:30
Feb. 15	vs. BOS	0-0	0/0	10:23
Feb. 17	vs. WSH	0-0	1/0	11:55
Feb. 19	@ MIN	0-0	1/1	13:31
Feb. 22	@ CGY	0-1	1/1	10:25
Feb. 23	@ EDM	1-0	1/1	9:25
Feb. 25	@ VAN	0-0	1/-1	13:22
Feb. 27	vs. CHI	1-0	2/1	16:34
Mar. 1	vs. VGK	0-0	1/0	13:41
Mar. 3	vs. COL	0-0	0/0	16:43
Mar. 5	@ ARI	0-0	2/0	14:42
Mar. 6	vs. STL	0-0	0/0	12:01
Mar. 8	vs. MTL	0-1	0/2	16:07
Mar. 10	vs. LA	0-0	0/-1	13:11
Mar. 12	vs. NSH	0-0	0/0	14:00
Mar. 14	@ ARI	0-0	0/-1	13:24
Mar. 15	@ COL	0-0	0/0	12:18
Mar. 17	vs. FLA	0-0	1/0	13:56
Mar. 20	vs. WPG	0-0	0/0	11:33
Mar. 22	vs. SJ	0-0	1/0	15:02
Mar. 23	@ LA	1-0	2/1	13:38
Mar. 26	@ VAN	0-0	0/-2	14:48
Mar. 29	@ CGY	0-0	0/0	12:46
Mar. 30	@ EDM	0-0	3/0	14:57
Apr. 3	vs. CGY	0-2	3/1	14:56
Apr. 5	vs. LA	1-0	1/1	13:12

## SHERWOOD

Oct. 3	@ SJ	0-1	2/1	13:50
Oct. 6	@ ARI	0-0	2/0	12:54
Oct. 8	vs. DET	0-1	1/1	15:34
Oct. 10	vs. ARI	0-0	1/1	14:06
Oct. 13	@ DAL	1-0	2/0	15:31
Oct. 14	@ STL	0-0	2/1	15:19
Oct. 17	vs. NYI	0-0	0/2	12:06
Oct. 20	@ VGK	0-0	0/0	10:10
Oct. 21	vs. BUF	1-0	2/1	11:31
Oct. 23	@ CHI	0-0	1/0	14:09
Oct. 25	@ DAL	0-0	0/-1	13:07
Oct. 28	vs. SJ	0-0	0/-1	10:03
Oct. 30	vs. PHI	MIN		
Nov. 1	vs. NYR	0-0	2/0	10:52
Nov. 4	vs. CBJ	0-1	4/1	10:30
Nov. 6	@ LA	0-0	1/0	16:00
Nov. 7	vs. CGY	0-0	0/0	8:26
Nov. 9	vs. MIN	0-0	1/-2	12:23
Nov. 12	vs. NSH	0-0	1/0	6:38
Nov. 14	@ VGK	0-0	0/-1	14:15
Nov. 16	vs. TOR	0-0	1/0	8:29
Nov. 18	vs. COL	0-0	0/0	8:57
Nov. 21	vs. VAN	0-0	1/0	14:51
Nov. 23	vs. EDM	0-0	3/0	11:08
Nov. 25	@ NSH	0-0	2/0	10:44
Nov. 27	@ TB	0-0	0/0	11:48
Nov. 28	@ FLA	0-0	2/1	13:52
Nov. 30	@ CAR	0-0	2/0	7:10
Dec. 2	@ WSH	0-1	2/0	8:21
Dec. 5	vs. CHI	0-1	1/0	10:50
Dec. 7	vs. CAR	0-0	0/0	13:13
Dec. 9	vs. NJ	1-0	1/0	7:24
Dec. 12	vs. DAL	0-0	1/1	10:36
Dec. 15	@ CBJ	0-0	0/-1	6:22
Dec. 17	@ PIT	1-0	2/1	9:44
Dec. 18	@ NYR	0-0	0/0	7:50
Dec. 20	@ BOS	0-0	0/1	8:36
Dec. 22	@ BUF	0-0	3/0	10:17
Dec. 27	@ SJ	1-0	2/0	10:02
Dec. 29	vs. ARI	0-0	1/0	11:41
Dec. 31	vs. TB	0-0	1/0	13:54
Jan. 4	vs. VGK	0-0	2/-1	14:00
Jan. 6	vs. EDM	0-0	0/-1	10:00
Jan. 9	vs. OTT	0-0	2/0	12:06
Jan. 11	vs. PIT	0-0	0/0	9:58
Jan. 13	@ WPG	0-0	0/1	8:16
Jan. 15	@ DET	0-0	0/-1	9:17
Jan. 17	@ MIN	MIN		
Jan. 19	@ NJ	MIN		
Jan. 20	@ NYI	MIN		
Jan. 23	vs. STL	MIN		
Feb. 2	@ WPG	MIN		
Feb. 4	@ TOR	MIN		
Feb. 5	@ MTL	MIN		
Feb. 7	@ OTT	MIN		
Feb. 9	@ PHI	MIN		
Feb. 13	vs. VAN	MIN		
Feb. 15	vs. BOS	MIN		
Feb. 17	vs. WSH	MIN		
Feb. 19	@ MIN	MIN		
Feb. 22	@ CGY	MIN		
Feb. 23	@ EDM	MIN		
Feb. 25	@ VAN	MIN		
Feb. 27	vs. CHI	MIN		
Mar. 1	vs. VGK	MIN		
Mar. 3	vs. COL	MIN		
Mar. 5	@ ARI	MIN		
Mar. 6	vs. STL	MIN		
Mar. 8	vs. MTL	MIN		
Mar. 10	vs. LA	MIN		
Mar. 12	vs. NSH	MIN		
Mar. 14	@ ARI	MIN		
Mar. 15	@ COL	MIN		
Mar. 17	vs. FLA	MIN		
Mar. 20	vs. WPG	MIN		
Mar. 22	vs. SJ	MIN		
Mar. 23	@ LA	0-0	0/-2	11:18
Mar. 26	@ VAN	1-1w	3/3	10:45
Mar. 29	@ CGY	0-0	2/-3	15:05
Mar. 30	@ EDM	0-0	4/1	14:33
Apr. 3	vs. CGY	MIN		
Apr. 5	vs. LA	MIN		

# 2018-19 PLAYER GAME-BY-GAME



## SHORE (W/DAL)

Oct. 4	vs. ARI	1-0w	1/1	16:13
Oct. 6	vs. WPG	0-0	1/1	15:37
Oct. 9	vs. TOR	0-0	1/0	13:56
Oct. 13	vs. ANA	0-0	0/1	14:26
Oct. 15	@ OTT	0-0	0/1	11:38
Oct. 16	@ NJ	0-0	0/0	15:42
Oct. 19	vs. MIN	0-1	2/1	16:39
Oct. 23	vs. LA	0-2	1/1	14:16
Oct. 25	vs. ANA	0-1	1/1	12:03
Oct. 28	@ DET	0-0	1/0	12:41
Oct. 30	@ MTL	1-2	1/2	13:12
Nov. 1	@ TOR	1-0w	1/1	14:14
Nov. 3	@ WSH	0-0	2/0	15:07
Nov. 5	@ BOS	0-0	0/0	15:48
Nov. 6	@ CBJ	0-0	1/1	13:29
Nov. 8	vs. SJ	2-0w	3/3	13:26
Nov. 10	vs. NSH	0-0	1/0	16:26
Nov. 12	vs. CBJ	0-0	0/0	1:54
Nov. 16	vs. BOS	INJ		
Nov. 18	@ NYI	INJ		
Nov. 19	@ NYR	INJ		
Nov. 21	@ PIT	INJ		
Nov. 23	vs. OTT	0-2	3/1	10:40
Nov. 24	@ COL	0-0	2/1	14:39
Nov. 27	@ EDM	0-0	1/0	11:36
Nov. 28	@ CGY	0-0	1/1	15:40
Dec. 1	@ VAN	0-0	0/0	15:32
Dec. 3	vs. EDM	0-0	1/0	12:11
Dec. 7	vs. SJ	0-1	1/0	10:32
Dec. 9	@ VGK	0-0	2/0	14:45
Dec. 12	@ ANA	0-2	0/0	13:11
Dec. 13	@ SJ	0-0	1/1	11:54
Dec. 15	@ COL	0-0	1/0	15:22
Dec. 18	vs. CGY	0-0	2/0	12:55
Dec. 20	vs. CHI	0-0	1/2	14:28
Dec. 22	@ MIN	0-0	1/0	14:09
Dec. 23	vs. NYI	0-0	0/0	12:14
Dec. 27	@ NSH	0-1	0/1	12:27
Dec. 29	vs. DET	0-0	1/1	13:48
Dec. 31	vs. MTL	0-0	1/0	11:58
Jan. 2	vs. NJ	0-0	3/0	13:43
Jan. 4	vs. WSH	0-0	1/0	11:24
Jan. 6	@ WPG	0-0	0/0	12:39
Jan. 8	@ STL	0-0	1/1	12:11
Jan. 10	@ PHI	0-0	2/0	10:39
Jan. 12	vs. STL	0-0	1/0	12:53
Jan. 14	Acquired by Anaheim			
Jan. 15	@ DET	0-0	0/1	18:48
Jan. 17	@ MIN	0-1	0/1	16:01
Jan. 19	@ NJ	0-0	1/0	19:56
Jan. 20	@ NYI	0-0	0/2	17:00
Jan. 23	vs. STL	0-0	1/1	17:43
Feb. 2	@ WPG	1-0	1/2	16:34
Feb. 4	@ TOR	0-0	1/1	13:48
Feb. 5	@ MTL	0-1	0/0	15:04
Feb. 7	@ OTT	0-0	1/3	13:18
Feb. 9	@ PHI	0-0	1/0	17:47
Feb. 13	vs. VAN	0-1	0/1	15:37
Feb. 15	vs. BOS	0-0	2/0	14:39
Feb. 17	vs. WSH	0-0	1/1	15:16
Feb. 19	@ MIN	0-1	0/0	13:40
Feb. 22	@ CGY	0-0	3/0	19:04
Feb. 23	@ EDM	0-0	0/1	16:28
Feb. 25	@ VAN	0-0	1/1	14:10
Feb. 27	vs. CHI	1-0	2/1	16:34
Mar. 1	vs. VGK	0-0	1/1	17:13
Mar. 3	vs. COL	0-0	0/1	8:05
Mar. 5	@ ARI	INJ		
Mar. 6	vs. STL	INJ		
Mar. 8	vs. MTL	1-1w	1/1	15:03
Mar. 10	vs. LA	0-0	1/0	16:28
Mar. 12	vs. NSH	0-0	0/1	15:19
Mar. 14	@ ARI	0-1	2/1	16:01
Mar. 15	@ COL	0-0	2/0	16:02
Mar. 17	vs. FLA	1-0	2/1	14:01
Mar. 20	vs. WPG	0-0	3/2	16:05
Mar. 22	vs. SJ	0-0	2/1	15:11
Mar. 23	@ LA	0-0	1/1	14:40
Mar. 26	@ VAN	0-0	2/0	15:22
Mar. 29	@ CGY	0-0	1/1	13:08
Mar. 30	@ EDM	1-0	4/1	14:26
Apr. 3	vs. CGY	0-0	0/1	14:27
Apr. 5	vs. LA	0-1	1/1	12:31

## SILFVERBERG

Oct. 3	@ SJ	0-3	1/1	12:45
Oct. 6	@ ARI	0-1	0/1	17:30
Oct. 8	vs. DET	1-0	2/1	17:26
Oct. 10	vs. ARI	0-0	1/0	16:09
Oct. 13	@ DAL	1-0	4/1	18:54
Oct. 14	@ STL	1-0	2/1	8:55
Oct. 17	vs. NYI	INJ		
Oct. 20	@ VGK	INJ		
Oct. 21	vs. BUF	INJ		
Oct. 23	@ CHI	INJ		
Oct. 25	@ DAL	INJ		
Oct. 28	vs. SJ	0-0	2/0	19:39
Oct. 30	vs. PHI	0-0	0/0	16:06
Nov. 1	vs. NYR	1-0	2/1	18:36
Nov. 4	vs. CBJ	0-1	4/2	22:27
Nov. 6	@ LA	0-0	1/1	21:17
Nov. 7	vs. CGY	1-0	3/1	17:12
Nov. 9	vs. MIN	0-0	0/0	16:52
Nov. 12	vs. NSH	0-0	3/0	18:35
Nov. 14	@ VGK	0-0	1/2	14:57
Nov. 16	vs. TOR	0-0	4/0	15:58
Nov. 18	vs. COL	0-0	2/1	18:14
Nov. 21	vs. VAN	0-1	1/1	17:41
Nov. 23	vs. EDM	0-0	1/0	17:05
Nov. 25	@ NSH	0-0	2/1	16:29
Nov. 27	@ TB	0-0	0/1	21:07
Nov. 28	@ FLA	0-0	1/0	21:29
Nov. 30	@ CAR	0-0	3/0	17:37
Dec. 2	@ WSH	0-0	2/0	19:05
Dec. 5	vs. CHI	1-0	2/0	16:48
Dec. 7	vs. CAR	1-0	2/1	13:55
Dec. 9	vs. NJ	1-0	6/0	20:26
Dec. 12	vs. DAL	1-0	1/0	17:56
Dec. 15	@ CBJ	0-0	3/0	16:23
Dec. 17	@ PIT	0-0	1/0	16:28
Dec. 18	@ NYR	0-0	1/1	15:38
Dec. 20	@ BOS	0-0	4/0	17:51
Dec. 22	@ BUF	0-0	4/0	14:11
Dec. 27	@ SJ	1-0	3/2	14:07
Dec. 29	vs. ARI	0-1	3/1	15:36
Dec. 31	vs. TB	0-0	2/1	14:10
Jan. 4	vs. VGK	0-0	3/0	13:37
Jan. 6	vs. EDM	0-0	3/0	18:09
Jan. 9	vs. OTT	1-0	4/1	17:29
Jan. 11	vs. PIT	1-0	4/0	17:28
Jan. 13	@ WPG	0-0	2/0	20:49
Jan. 15	@ DET	0-0	0/0	3:44
Jan. 17	@ MIN	INJ		
Jan. 19	@ NJ	INJ		
Jan. 20	@ NYI	INJ		
Jan. 23	vs. STL	INJ		
Feb. 2	@ WPG	0-1	1/2	14:18
Feb. 4	@ TOR	0-0	2/2	13:35
Feb. 5	@ MTL	0-0	1/1	16:45
Feb. 7	@ OTT	0-0	3/2	15:00
Feb. 9	@ PHI	0-0	5/0	16:31
Feb. 13	vs. VAN	1-0w	1/0	14:26
Feb. 15	vs. BOS	0-0	3/1	18:58
Feb. 17	vs. WSH	2-0	3/1	18:14
Feb. 19	@ MIN	1-0w	4/1	18:06
Feb. 22	@ CGY	0-0	2/1	18:53
Feb. 23	@ EDM	0-0	1/1	16:32
Feb. 25	@ VAN	0-0	4/1	15:52
Feb. 27	vs. CHI	0-0	5/1	17:36
Mar. 1	vs. VGK	0-0	2/0	17:43
Mar. 3	vs. COL	1-1	1/1	18:20
Mar. 5	@ ARI	1-1	3/1	18:11
Mar. 6	vs. STL	0-1	1/0	20:49
Mar. 8	vs. MTL	0-1	1/1	16:22
Mar. 10	vs. LA	1-0	2/0	18:32
Mar. 12	vs. NSH	1-0	1/1	16:11
Mar. 14	@ ARI	1-0	5/1	16:37
Mar. 15	@ COL	0-0	2/1	18:44
Mar. 17	vs. FLA	1-0w	2/1	19:46
Mar. 20	vs. WPG	0-0	1/2	20:05
Mar. 22	vs. SJ	1-2w	3/2	19:01
Mar. 23	@ LA	0-1	5/1	20:30
Mar. 26	@ VAN	0-0	1/1	19:20
Mar. 29	@ CGY	0-0	2/0	16:09
Mar. 30	@ EDM	0-2	2/2	15:06
Apr. 3	vs. CGY	0-1	1/1	18:28
Apr. 5	vs. LA	1-1	3/2	16:45

## SPRONG (W/PIT)

Oct. 4	vs. WSH	0-1	0/1	6:47
Oct. 6	vs. MTL	0-1	0/1	11:06
Oct. 11	vs. VGK	0-0	2/0	10:51
Oct. 13	@ MTL	0-1	0/0	6:45
Oct. 16	vs. VAN	0-0	0/0	8:12
Oct. 18	@ TOR	0-0	1/0	8:09
Oct. 23	@ EDM	0-0	0/1	3:37
Oct. 25	@ CGY	DND		
Oct. 27	@ VAN	0-1	6/1	11:46
Oct. 30	vs. NYI	0-0	1/1	8:12
Nov. 1	@ NYI	0-0	1/0	9:44
Nov. 3	vs. TOR	0-0	1/0	10:21
Nov. 5	vs. NJ	0-0	1/1	9:34
Nov. 7	@ WSH	DND		
Nov. 10	vs. ARI	DND		
Nov. 13	@ NJ	DND		
Nov. 15	vs. TB	DND		
Nov. 17	@ OTT	0-0	2/1	10:18
Nov. 19	vs. BUF	0-0	1/1	9:44
Nov. 21	vs. DAL	DND		
Nov. 23	@ BOS	0-0	0/1	4:18
Nov. 24	vs. CBJ	0-0	0/0	7:35
Nov. 27	@ WPG	DND		
Nov. 28	@ COL	DND		
Dec. 1	vs. PHI	DND		
Dec. 3	Acquired by Anaheim			
Dec. 5	vs. CHI	1-0	4/1	13:29
Dec. 7	vs. CAR	0-0	4/1	15:01
Dec. 9	vs. NJ	0-0	2/1	16:28
Dec. 12	vs. DAL	0-0	3/0	14:58
Dec. 15	@ CBJ	2-0w	2/2	14:12
Dec. 17	@ PIT	0-1	4/0	15:12
Dec. 18	@ NYR	0-0	1/1	16:20
Dec. 20	@ BOS	0-0	1/0	15:21
Dec. 22	@ BUF	0-0	5/1	12:22
Dec. 27	@ SJ	0-0	3/2	17:17
Dec. 29	vs. ARI	1-0	2/2	16:35
Dec. 31	vs. TB	0-0	4/0	12:52
Jan. 4	vs. VGK	1-0	4/1	14:02
Jan. 6	vs. EDM	0-0	2/0	15:20
Jan. 9	vs. OTT	0-0	3/1	15:38
Jan. 11	vs. PIT	1-0	4/1	14:47
Jan. 13	@ WPG	0-2	2/3	14:16
Jan. 15	@ DET	0-0	1/0	13:00
Jan. 17	@ MIN	0-0	1/1	12:53
Jan. 19	@ NJ	1-1	1/0	14:45
Jan. 20	@ NYI	0-0	0/0	10:24
Jan. 23	vs. STL	1-0	2/2	14:22
Feb. 2	@ WPG	1-0	2/1	13:15
Feb. 4	@ TOR	0-0	1/1	15:26
Feb. 5	@ MTL	0-0	2/0	13:58
Feb. 7	@ OTT	0-0	3/1	16:25
Feb. 9	@ PHI	0-0	4/1	14:40
Feb. 13	vs. VAN	0-0	0/0	12:31
Feb. 15	vs. BOS	0-0	0/1	8:59
Feb. 17	vs. WSH	DND		
Feb. 19	@ MIN	DND		
Feb. 22	@ CGY	DND		
Feb. 23	@ EDM	DND		
Feb. 25	@ VAN	0-0	2/1	13:42
Feb. 27	vs. CHI	0-0	0/0	12:12
Mar. 1	vs. VGK	0-0	6/1	12:35
Mar. 3	vs. COL	0-0	2/0	10:34
Mar. 5	@ ARI	0-0	3/0	7:17
Mar. 6	vs. STL	INJ		
Mar. 8	vs. MTL	1-0	2/0	9:49
Mar. 10	vs. LA	1-0	1/0	9:20
Mar. 12	vs. NSH	1-0w	1/2	10:07
Mar. 14	@ ARI	0-0	3/1	11:01
Mar. 15	@ COL	1-1	5/1	10:24
Mar. 17	vs. FLA	0-0	1/0	9:50
Mar. 20	vs. WPG	0-0	3/0	10:27
Mar. 22	vs. SJ	0-0	1/0	9:01
Mar. 23	@ LA	0-0	3/0	15:27
Mar. 26	@ VAN	0-0	1/0	13:11
Mar. 29	@ CGY	0-0	3/3	13:50
Mar. 30	@ EDM	INJ		
Apr. 3	vs. CGY	0-0	2/0	9:29
Apr. 5	vs. LA	1-0	3/1	13:04

CALIFORNIA REPUBLIC



# 2018-19 PLAYER GAME-BY-GAME

## STEEL

Oct. 3	@ SJ	0-0	0/1	13:07
Oct. 6	@ ARI	0-0	3/0	15:36
Oct. 8	vs. DET	0-0	0/0	20:54
Oct. 10	vs. ARI	0-0	0/1	17:29
Oct. 13	@ DAL	0-1	2/0	14:41
Oct. 14	@ STL	0-0	0/0	15:33
Oct. 17	vs. NYI	0-1	3/0	13:21
Oct. 20	@ VGK	0-0	2/0	12:55
Oct. 21	vs. BUF	1-0	2/2	14:28
Oct. 23	@ CHI	0-0	1/1	15:53
Oct. 25	@ DAL	0-0	1/2	14:53
Oct. 28	vs. SJ	0-0	2/0	12:46
Oct. 30	vs. PHI	0-0	1/0	11:01
Nov. 1	vs. NYR	MIN		
Nov. 4	vs. CBJ	MIN		
Nov. 6	@ LA	MIN		
Nov. 7	vs. CGY	MIN		
Nov. 9	vs. MIN	MIN		
Nov. 12	vs. NSH	MIN		
Nov. 14	@ VGK	MIN		
Nov. 16	vs. TOR	MIN		
Nov. 18	vs. COL	MIN		
Nov. 21	vs. VAN	MIN		
Nov. 23	vs. EDM	MIN		
Nov. 25	@ NSH	MIN		
Nov. 27	@ TB	MIN		
Nov. 28	@ FLA	MIN		
Nov. 30	@ CAR	MIN		
Dec. 2	@ WSH	MIN		
Dec. 5	vs. CHI	MIN		
Dec. 7	vs. CAR	MIN		
Dec. 9	vs. NJ	MIN		
Dec. 12	vs. DAL	MIN		
Dec. 15	@ CBJ	MIN		
Dec. 17	@ PIT	MIN		
Dec. 18	@ NYR	MIN		
Dec. 20	@ BOS	MIN		
Dec. 22	@ BUF	MIN		
Dec. 27	@ SJ	MIN		
Dec. 29	vs. ARI	MIN		
Dec. 31	vs. TB	MIN		
Jan. 4	vs. VGK	MIN		
Jan. 6	vs. EDM	MIN		
Jan. 9	vs. OTT	MIN		
Jan. 11	vs. PIT	MIN		
Jan. 13	@ WPG	MIN		
Jan. 15	@ DET	MIN		
Jan. 17	@ MIN	MIN		
Jan. 19	@ NJ	MIN		
Jan. 20	@ NYI	MIN		
Jan. 23	vs. STL	MIN		
Feb. 2	@ WPG	MIN		
Feb. 4	@ TOR	MIN		
Feb. 5	@ MTL	MIN		
Feb. 7	@ OTT	MIN		
Feb. 9	@ PHI	MIN		
Feb. 13	vs. VAN	MIN		
Feb. 15	vs. BOS	MIN		
Feb. 17	vs. WSH	MIN		
Feb. 19	@ MIN	MIN		
Feb. 22	@ CGY	MIN		
Feb. 23	@ EDM	0-0	1/0	12:17
Feb. 25	@ VAN	MIN		
Feb. 27	vs. CHI	DND		
Mar. 1	vs. VGK	MIN		
Mar. 3	vs. COL	MIN		
Mar. 5	@ ARI	0-0	2/1	13:54
Mar. 6	vs. STL	0-1	1/0	12:33
Mar. 8	vs. MTL	MIN		
Mar. 10	vs. LA	MIN		
Mar. 12	vs. NSH	MIN		
Mar. 14	@ ARI	MIN		
Mar. 15	@ COL	MIN		
Mar. 17	vs. FLA	MIN		
Mar. 20	vs. WPG	MIN		
Mar. 22	vs. SJ	MIN		
Mar. 23	@ LA	0-1	2/0	15:20
Mar. 26	@ VAN	3-0	3/3	14:55
Mar. 29	@ CGY	0-0	1/3	17:20
Mar. 30	@ EDM	0-1	2/2	18:16
Apr. 3	vs. CGY	1-0	2/1	18:18
Apr. 5	vs. LA	1-0	2/1	13:44

## TERRY

Oct. 3	@ SJ	0-0	0/0	15:35
Oct. 6	@ ARI	0-0	0/0	14:15
Oct. 8	vs. DET	0-0	2/1	14:31
Oct. 10	vs. ARI	0-0	1/0	14:08
Oct. 13	@ DAL	DND		
Oct. 14	@ STL	0-0	0/0	11:10
Oct. 17	vs. NYI	0-0	1/0	15:36
Oct. 20	@ VGK	MIN		
Oct. 21	vs. BUF	MIN		
Oct. 23	@ CHI	MIN		
Oct. 25	@ DAL	MIN		
Oct. 28	vs. SJ	MIN		
Oct. 30	vs. PHI	MIN		
Nov. 1	vs. NYR	MIN		
Nov. 4	vs. CBJ	MIN		
Nov. 6	@ LA	MIN		
Nov. 7	vs. CGY	MIN		
Nov. 9	vs. MIN	MIN		
Nov. 12	vs. NSH	MIN		
Nov. 14	@ VGK	MIN		
Nov. 16	vs. TOR	MIN		
Nov. 18	vs. COL	MIN		
Nov. 21	vs. VAN	MIN		
Nov. 23	vs. EDM	MIN		
Nov. 25	@ NSH	MIN		
Nov. 27	@ TB	MIN		
Nov. 28	@ FLA	MIN		
Nov. 30	@ CAR	MIN		
Dec. 2	@ WSH	MIN		
Dec. 5	vs. CHI	MIN		
Dec. 7	vs. CAR	MIN		
Dec. 9	vs. NJ	MIN		
Dec. 12	vs. DAL	MIN		
Dec. 15	@ CBJ	MIN		
Dec. 17	@ PIT	MIN		
Dec. 18	@ NYR	MIN		
Dec. 20	@ BOS	MIN		
Dec. 22	@ BUF	MIN		
Dec. 27	@ SJ	MIN		
Dec. 29	vs. ARI	MIN		
Dec. 31	vs. TB	MIN		
Jan. 4	vs. VGK	MIN		
Jan. 6	vs. EDM	MIN		
Jan. 9	vs. OTT	MIN		
Jan. 11	vs. PIT	MIN		
Jan. 13	@ WPG	MIN		
Jan. 15	@ DET	MIN		
Jan. 17	@ MIN	0-0	0/0	15:34
Jan. 19	@ NJ	1-1	1/1	11:13
Jan. 20	@ NYI	0-0	0/0	12:34
Jan. 23	vs. STL	0-0	0/0	15:30
Feb. 2	@ WPG	MIN		
Feb. 4	@ TOR	MIN		
Feb. 5	@ MTL	MIN		
Feb. 7	@ OTT	MIN		
Feb. 9	@ PHI	MIN		
Feb. 13	vs. VAN	MIN		
Feb. 15	vs. BOS	0-0	2/1	11:32
Feb. 17	vs. WSH	0-0	1/1	12:52
Feb. 19	@ MIN	0-0	0/1	12:33
Feb. 22	@ CGY	0-0	2/0	14:20
Feb. 23	@ EDM	0-0	0/0	12:28
Feb. 25	@ VAN	0-0	1/1	15:26
Feb. 27	vs. CHI	1-0	2/0	14:23
Mar. 1	vs. VGK	0-0	2/0	15:28
Mar. 3	vs. COL	0-0	1/0	11:00
Mar. 5	@ ARI	1-0	1/0	13:29
Mar. 6	vs. STL	0-3	1/1	17:11
Mar. 8	vs. MTL	1-2	1/4	14:10
Mar. 10	vs. LA	0-0	1/0	17:42
Mar. 12	vs. NSH	0-0	0/0	11:53
Mar. 14	@ ARI	0-0	1/0	14:11
Mar. 15	@ COL	0-0	3/0	16:12
Mar. 17	vs. FLA	0-0	1/1	14:25
Mar. 20	vs. WPG	0-0	0/0	17:18
Mar. 22	vs. SJ	0-2	0/1	13:02
Mar. 23	@ LA	0-0	0/0	16:16
Mar. 26	@ VAN	0-1	0/3	13:20
Mar. 29	@ CGY	0-0	0/0	6:59
Mar. 30	@ EDM	INJ		
Apr. 3	vs. CGY	INJ		
Apr. 5	vs. LA	INJ		

## WIDEMAN (W/OTT)

Oct. 4	vs. CHI	0-0	2/0	19:59
Oct. 6	@ TOR	0-0	1/1	16:08
Oct. 8	@ BOS	0-0	0/2	17:37
Oct. 10	vs. PHI	0-0	1/2	17:56
Oct. 13	vs. LA	2-0w	2/1	8:14
Oct. 15	vs. DAL	0-0	0/1	10:27
Oct. 20	vs. MTL	0-0	0/1	10:27
Oct. 23	vs. BOS	0-0	3/0	18:26
Oct. 26	@ COL	0-0	0/0	17:20
Oct. 28	@ VGK	0-1	0/1	11:50
Oct. 30	@ ARI	0-1	0/2	14:29
Nov. 1	vs. BUF	0-1	2/0	13:52
Nov. 3	@ BUF	0-0	2/2	13:39
Nov. 4	vs. TB	0-0	0/0	4:35
Nov. 6	vs. NJ	0-0	2/1	14:54
Nov. 8	vs. VGK	0-0	1/0	10:00
Nov. 10	@ TB	0-0	0/1	7:25
Nov. 11	@ FLA	INJ		
Nov. 15	vs. DET	0-0	1/0	13:29
Nov. 17	vs. PIT	0-0	2/0	16:35
Nov. 19	vs. FLA	DNP		
Nov. 21	@ MIN	DNP		
Nov. 22	Acquired by Edmonton			
Nov. 23	@ ANA	DNP		
Nov. 25	@ LA	0-0	1/2	13:31
Nov. 27	vs. DAL	DNP		
Nov. 29	vs. LA	DNP		
Dec. 1	vs. VGK	DNP		
Dec. 3	@ DAL	0-1	0/0	6:36
Dec. 5	@ STL	DNP		
Dec. 7	vs. MIN	DNP		
Dec. 9	vs. CGY	DNP		
Dec. 11	@ COL	DNP		
Dec. 13	@ WPG	0-0	3/1	11:07
Dec. 14	vs. PHI	DNP		
Dec. 16	@ VAN	DNP		
Dec. 18	vs. STL	DNP		
Dec. 22	vs. TB	DNP		
Dec. 27	vs. VAN	0-0	2/1	12:27
Dec. 29	vs. SJ	0-1	0/0	13:30
Dec. 30	Acquired by Florida			
Dec. 31	@ DET	DNP		
Jan. 3	@ BUF	DNP		
Jan. 5	vs. CBJ	0-0	2/1	11:53
Jan. 8	@ PIT	MIN		
Jan. 10	@ EDM	MIN		
Jan. 11	@ CGY	MIN		
Jan. 13	@ VAN	MIN		
Jan. 15	@ MTL	MIN		
Jan. 18	vs. TOR	MIN		
Jan. 19	@ NSH	MIN		
Jan. 21	vs. SJ	MIN		
Feb. 1	vs. NSH	MIN		
Feb. 2	vs. VGK	MIN		
Feb. 5	vs. STL	MIN		
Feb. 7	vs. PIT	MIN		
Feb. 9	@ WSH	MIN		
Feb. 10	vs. TB	MIN		
Feb. 12	vs. DAL	MIN		
Feb. 14	vs. CGY	MIN		
Feb. 17	vs. MTL	MIN		
Feb. 19	vs. BUF	MIN		
Feb. 21	vs. CAR	MIN		
Feb. 23	vs. LA	MIN		
Feb. 25	@ COL	MIN		
Feb. 26	@ ARI	MIN		
Feb. 28	@ VGK	MIN		
Mar. 2	vs. CAR	MIN		
Mar. 3	vs. OTT	MIN		
Mar. 5	@ PIT	MIN		
Mar. 7	@ BOS	MIN		
Mar. 8	vs. MIN	MIN		
Mar. 10	vs. DET	MIN		
Mar. 14	@ SJ	MIN		
Mar. 16	@ LA	MIN		
Mar. 17	@ ANA	MIN		
Mar. 19	@ DAL	MIN		
Mar. 21	vs. ARI	MIN		
Mar. 23	vs. BOS	MIN		
Mar. 25	@ TOR	MIN		
Mar. 26	@ MTL	MIN		
Mar. 28	@ OTT	MIN		
Mar. 30	@ BOS	MIN		
Apr. 1	vs. WSH	MIN		
Apr. 4	vs. NYI	MIN		
Apr. 5	vs. NJ	MIN		



# 2018-19 TRANSACTIONS



- Sept. 22, 2018 Assigned D **Terrance Amorosa**, C **Alex Dostie**, D **Chris Forney**, D **Scott Moldenhauer**, C **Julius Nattinen**, C **Tyler Soy** and LW **Ben Thomson** to San Diego (AHL)...assigned C **Benoit-Olivier Groulx** and C **Antoine Morand** to Halifax (QMJHL), D **Hunter Drew** to Charlottetown (QMJHL), RW **Kyle Olson** to Tri-City (WHL), G **Olle Eriksson Ek** to BIK Karlskoga (Sweden) and G **Lukas Dostal** to Slavia Trebic (Czech Republic)...released RW **Justin Ducharme**.
- Sept. 24 – Assigned LW **Giovanni Fiore**, C **Mitch Hults**, LW **Jack Kopacka**, G **Angus Redmond**, RW **Deven Sideroff** and D **Keaton Thompson** to San Diego (AHL)...assigned G **Roman Durny** to Des Moines (USHL).
- Sept. 28 – Assigned D **Simon Benoit**, C **Sam Carrick**, G **Jared Coreau**, C **Chase De Leo**, D **Jacob Larsson**, D **Steven Oleksy**, D **Josh Mahura**, C **Anton Rodin**, RW **Corey Tropp** and D **Andy Welinski** to San Diego (AHL).
- Oct. 2, 2018 Assigned C **Joseph Blandisi** and D **Jaycob Megna** to San Diego (AHL).
- Oct. 9, 2018 Assigned LW **Pontus Aberg** to San Diego (AHL).
- Oct. 14, 2018 Recalled C **Joseph Blandisi** from San Diego (AHL).
- Oct. 15, 2018 Assigned C **Joseph Blandisi** to San Diego (AHL).
- Oct. 16, 2018 Recalled C **Joseph Blandisi** and C **Chase De Leo** from San Diego (AHL).
- Oct. 17, 2018 Signed LW **Nick Ritchie** to a three-year contract.
- Oct. 18, 2018 Signed D **Jake Dotchin** to a one-year contract and assigned him to San Diego (AHL). Assigned C **Chase De Leo** to San Diego. Traded C **Mitch Hults** to Tampa Bay in exchange for future considerations.
- Oct. 19, 2018 Recalled LW **Pontus Aberg** from San Diego (AHL). Assigned RW **Troy Terry** to San Diego.
- Oct. 28, 2018 Recalled D **Jacob Larsson** and D **Andy Welinski** from San Diego (AHL). Assigned D **Marcus Pettersson** and D **Andrej Sustr** to San Diego.
- Oct. 30, 2018 Recalled D **Marcus Pettersson** from San Diego (AHL). Assigned RW **Kiefer Sherwood** to San Diego.
- Oct. 31, 2018 Recalled C **Kalle Kossila** and RW **Kiefer Sherwood** from San Diego (AHL). Assigned C **Sam Steel** and C **Joseph Blandisi** to San Diego.
- Nov. 3, 2018 Reassigned C **Kalle Kossila** to San Diego (AHL).
- Nov. 4, 2018 Recalled C **Sam Carrick** from San Diego (AHL).
- Nov. 6, 2018 Recalled C **Chase De Leo** from San Diego (AHL).
- Nov. 7, 2018 Reassigned C **Chase De Leo** to San Diego (AHL).
- Nov. 9, 2018 Reassigned C **Sam Carrick** and D **Andy Welinski** to San Diego (AHL).
- Nov. 12, 2018 Recalled C **Kalle Kossila** from San Diego (AHL). Assigned C **Isac Lundestrom** to San Diego (AHL).
- Nov. 13, 2018 Recalled D **Andy Welinski** from San Diego (AHL).
- Nov. 14, 2018 Recalled C **Sam Carrick** from San Diego (AHL).
- Nov. 15, 2018 Reassigned C **Sam Carrick** to San Diego (AHL).
- Nov. 18, 2018 Recalled D **Josh Mahura**, D **Jake Dotchin** and G **Kevin Boyle** from San Diego (AHL). Assigned D **Luke Schenn** to San Diego.
- Nov. 20, 2018 Reassigned G **Kevin Boyle** to San Diego (AHL).
- Nov. 23, 2018 Reassigned D **Andy Welinski** to San Diego (AHL).



# 2018-19 TRANSACTIONS

- Nov. 25, 2018 Recalled D **Andrej Sustr** and D **Andy Welinski** from San Diego (AHL). Reassigned D **Josh Mahura** to San Diego. Assigned LW **Max Comtois** to Drummondville (QMJHL).
- Nov. 30, 2018 Recalled D **Josh Mahura** from San Diego (AHL). Reassigned C **Kalle Kossila** and D **Andrej Sustr** to San Diego.
- Dec. 3, 2018 Acquired RW **Daniel Sprong** from Pittsburgh in exchange for D **Marcus Pettersson**.
- Dec. 8, 2018 Signed Executive Vice President/General Manager **Bob Murray** to a two-year contract extension.
- Dec. 10, 2018 Recalled D **Andrej Sustr** and G **Jared Coreau** from San Diego (AHL). Reassigned D **Josh Mahura** and D **Andy Welinski** to San Diego.
- Dec. 11, 2018 Claimed **Chad Johnson** off waivers from St. Louis.
- Dec. 12, 2018 Recalled D **Josh Mahura** from San Diego (AHL). Assigned G **Jared Coreau** to San Diego (AHL).
- Dec. 19, 2018 Loaned C **Isac Lundestrom** to Team Sweden for the 2019 IIHF World Junior Championship.
- Dec. 28, 2018 Acquired D **Trevor Murphy** from Arizona in exchange for LW **Giovanni Fiore**. Recalled G **Kevin Boyle** from San Diego (AHL).
- Dec. 29, 2018 Recalled D **Andy Welinski** from San Diego (AHL). Assigned D **Andrej Sustr** and G **Kevin Boyle** to San Diego (AHL).
- Jan. 3, 2019 Traded D **Jared Coreau** to St. Louis in exchange for future considerations.
- Jan. 6, 2019 Assigned C **Ben Street**, D **Korbinian Holzer** and D **Jake Dotchin** to San Diego (AHL).
- Jan. 7, 2019 Recalled C **Ben Street** and D **Jake Dotchin** from San Diego (AHL).
- Jan. 9, 2019 Reassigned C **Ben Street** and D **Josh Mahura** to San Diego (AHL).
- Jan. 14, 2019 Acquired C **Devin Shore** from Dallas in exchange for LW **Andrew Cogliano**.
- Jan. 16, 2019 Acquired D **Michael Del Zotto** from Vancouver in exchange for D Luke Schenn and a seventh-round selection in the 2020 NHL Draft. Acquired C **Derek Grant** from Pittsburgh in exchange for C Joseph Blandisi. Acquired C **Justin Kloos** from Minnesota in exchange for LW Pontus Aberg. Recalled RW **Troy Terry**, LW **Max Jones** and D **Andrej Sustr** from San Diego (AHL). Reassigned RW **Kiefer Sherwood** and D **Jake Dotchin** to San Diego. Assigned RW **Patrick Eaves** to San Diego on a long-term injury conditioning loan.
- Jan. 19, 2019 Recalled C **Sam Carrick** from San Diego (AHL).
- Jan. 21, 2019 Reassigned C **Sam Carrick** and **Justin Kloos** to San Diego (AHL).
- Jan. 22, 2019 Recalled RW **Adam Cracknell** from San Diego (AHL).
- Jan. 23, 2019 Recalled C **Sam Carrick** from San Diego (AHL).
- Jan. 24, 2019 Recalled D **Korbinian Holzer** and **Jake Dotchin** from San Diego (AHL). Reassigned RW **Troy Terry**, LW **Max Jones**, C **Sam Carrick**, D **Andrej Sustr**, D **Andy Welinski** and D **Jacob Larsson** to San Diego.
- Jan. 31, 2019 Recalled D **Jaycob Megna** from San Diego (AHL). Reassigned D **Jake Dotchin** to San Diego.
- Feb. 7, 2019 Recalled D **Andy Welinski** from San Diego (AHL).
- Feb. 9, 2019 Recalled G **Kevin Boyle** from San Diego (AHL).

# 2018-19 TRANSACTIONS



- Feb. 10, 2019 Named Executive Vice President/General Manager **Bob Murray** Interim Head Coach. Relieved **Randy Carlyle** of his duties.
- Feb. 13, 2019 Recalled LW **Max Jones** from San Diego (AHL). Reassigned D **Korbinian Holzer** to San Diego.
- Feb. 14, 2019 Recalled RW **Troy Terry** from San Diego (AHL). Reassigned RW **Adam Cracknell** to San Diego.
- Feb. 16, 2019 Assigned LW **Kevin Roy** to San Diego (AHL).
- Feb. 20, 2019 Assigned RW **Patrick Eaves** to San Diego (AHL).
- Feb. 23, 2019 Recalled C **Sam Steel** from San Diego (AHL). Assigned LW **Brian Gibbons** to San Diego.
- Feb. 24, 2019 Acquired D **Brendan Guhle** and a first-round selection in the 2019 NHL Draft from Buffalo in exchange for D **Brandon Montour**. Acquired D **Patrick Sieloff** from Ottawa in exchange for LW **Brian Gibbons**.
- Feb. 25, 2019 Acquired a sixth-round selection in the 2019 NHL Draft from St. Louis in exchange for D **Michael Del Zotto**. Recalled D **Korbinian Holzer** and G **Angus Redmond** from San Diego (AHL). Reassigned C **Sam Steel** and D **Andy Welinski** to San Diego.
- Feb. 27, 2019 Reassigned G **Angus Redmond** to San Diego (AHL).
- Mar. 1, 2019 Reassigned G **Kevin Boyle** to San Diego (AHL).
- Mar. 2, 2019 Signed RW **Jakob Silfverberg** to a five-year contract extension.
- Mar. 3, 2019 Recalled LW **Kevin Roy** from San Diego (AHL).
- Mar. 5, 2019 Recalled C **Sam Steel** and D **Jacob Larsson** from San Diego (AHL).
- Mar. 7, 2019 Signed D **Simon Benoit** to a three-year entry-level contract.
- Mar. 8, 2019 Reassigned C **Sam Steel** and LW **Kevin Roy** to San Diego (AHL).
- Mar. 20, 2019 Recalled D **Andy Welinski** from San Diego (AHL).
- Mar 23, 2019 Recalled C **Sam Steel** and RW **Kiefer Sherwood** from San Diego (AHL).
- Mar. 28, 2019 Recalled D **Jake Dotchin** from San Diego (AHL).
- Mar. 30, 2019 Recalled C **Chase De Leo** and C **Sam Carrick** from San Diego (AHL).
- Apr. 1, 2019 Reassigned C **Sam Carrick** to San Diego (AHL).
- Apr. 3, 2019 Reassigned C **Chase De Leo**, RW **Kiefer Sherwood** and D **Jake Dotchin** to San Diego (AHL).
- Apr. 5, 2019 Reassigned D **Andy Welinski** to San Diego (AHL).
- Apr. 8, 2019 Reassigned C **Sam Steel**, LW **Max Jones**, and D **Jacob Larsson** and D **Jaycob Megna** to San Diego (AHL).

# 2017-18 ANAHEIM DUCKS



**FRONT ROW (L-R):** John Gibson, Director of Player Personnel Rick Paterson, Senior Vice President of Hockey Operations David McNab, Executive Vice President/General Manager Bob Murray, Owner Henry Samueli, Ryan Kesler, Ryan Getzlaf, Corey Perry, Owner Susan Samueli, Chief Executive Officer Michael Schulman, Executive Vice President/Chief Operating Officer Tim Ryan, Head Coach Randy Carlyle, Ryan Miller **SECOND ROW:** Chief Human Resources Officer Jay Scott, Chief Financial Officer Bill Foltz, Vice President/COO, Anaheim Arena Management Kevin Starkey, Goaltending Coach Sudarshan Maharaj, Assistant Coach Mark Morrison, Assistant Coach Rich Preston, Francois Beauchemin, Kevin Bieksa, Cam Fowler, Andrew Cogliano, Assistant Coach Trent Yawney, Assistant Coach Steve Konowalchuk, Vice President/Chief Marketing Officer Aaron Teats, Vice President/Chief Commercial Officer Bill Pedigo, Vice President, The Rinks Art Trottier, Vice President of Human Resources Gina Galasso **THIRD ROW:** Hockey Operations Manager Chase Flanigan, Assistant Equipment Manager Chris Aldrich, Equipment Manager Doug Shearer, Video Coach Joe Piscotty, Antoine Vermette, Jakob Silfverberg, Josh Manson, Hampus Lindholm, Rickard Rakell, Adam Henrique, Patrick Eaves, Strength & Conditioning Coach Mark Fitzgerald, Assistant Strength and Conditioning Coach Chris Martin, Head Athletic Trainer Joe Huff, Assistant Athletic Trainer Mike Hannegan **FOURTH ROW:** Assistant Equipment Manager Matt Brayfield, Assistant Equipment Manager Jeff Tyni, Physical Therapist Kevin Taylor, J.T. Brown, Brandon Montour, Nick Ritchie, Derek Grant, Marcus Pettersson, Jason Chimera, Chris Kelly, Ondrej Kase, Massage Therapist Mike Griebel, Skating Consultant Larry Barron

## POSTSEASON NOTES IN PLAYOFF SECTION

### THE 2017-18 SEASON:

The Anaheim Ducks completed the regular season 44-25-13 for 101 points, finishing second in the Pacific Division, tied for fourth in the Western Conference and tied for eighth in the NHL (MIN)...with 101 points, Anaheim became the only NHL team to post 100+ points in each season from 2013-18.

### THE FINISH:

The Ducks finished the regular season as one of the NHL's top teams, winning their last five regular-season games (tying with WPG for the longest active streak to end the season) and their last seven home games (second longest to WPG, 9)...the Ducks also went 10-1-1 with a .875 points percentage (second in the NHL to WPG) in their final 12 games...Anaheim also went 17-5-2 over the last 24 games (fourth in NHL) and 25-10-4 after the bye week (Jan. 13, tied for fourth in NHL)...over the last 47 regular-season games, the Ducks went 30-12-5 (also tied for fourth in NHL).

### ON DEFENSE:

The Ducks finished the season allowing only 209 goals, third-best in the NHL...Anaheim was the NHL's top defensive team after the All-Star break, allowing only 73 goals in 32 games (league-leading 2.28 GAA), eight fewer than anyone else in the NHL (LA, 81 goals)...the Ducks got even stingier down the stretch, allowing only 49 goals in the last 24 games (leading-leading 2.04 GAA), 12 fewer than anyone else in the NHL (ARI, 61).

### CLINCHED:

The Ducks clinched their sixth consecutive trip to the Stanley Cup Playoffs Apr. 4, equaling the second-longest streak in the NHL...only Pittsburgh had a longer streak with 12 (Minnesota also has six consecutive)...the Ducks entered 2018 playoffs with the most postseason wins in the Western Conference since 2014 (31-22) and rank tied for second in the NHL (Pittsburgh 40, New York Rangers 31).

### RECORD-SETTING SEASON:

The Ducks established a franchise record with a .923 SV%, which co-led all NHL teams (NSH)...the previous team record for SV% in a single season was .921, set during the 1998-99 campaign...both Ryan Miller (.928) and John Gibson (.926) surpassed the individual single-season franchise record for SV% (.924, Jonas Hiller in 2010-11, Gibson in 2016-17)...Miller ranked fifth among NHL goaltenders in SV%, while Gibson ranked eighth in SV%, 10th in wins (31) and tied for ninth in shutouts (4)...from the All-Star break through the end of the regular season, Gibson led league netminders in GAA (1.95; min. 20 games) and SV% (.937; min. 20 games) to go along with a 14-4-2 record...Gibson concluded the regular season with a 21-7-3 record in his last 31 decisions.

# 2017-18 GAME-BY-GAME



#	Date	Team	W-L-OT	Record	GF-GA	Scorers	W	Goal	PP	PK	SF-SA	W-L	Gldtr.	Attend.
1	10/05/2017	ARIZONA	W	01-00-00	5-4	10,10,25,7,67	67	0-4	2-4	41-30	36 / 35	17174+		
2	10/07/2017	PHILADELPHIA	O*	01-00-01	2-3	50,45	17	0-2	5-5	23-37	37 / 36	16032		
3	10/09/2017	CALGARY	L	01-01-01	0-2		23	0-5	3-4	43-29	41 / 36	15845		
4	10/11/2017	NY ISLANDERS	W	02-01-01	3-2	7,67,18	18	0-4	5-5	30-41	36 / 41	14553		
5	10/13/2017	@ COLORADO	L	02-02-01	1-3	265	4	0-2	6-8	18-39	45 / 1	15393		
6	10/15/2017	BUFFALO	L	02-03-01	1-3	215	23	0-4	3-3	26-31	31 / 36	15821		
7	10/20/2017	MONTREAL	W	03-03-01	6-2	22,38P,50,26,38,21	50	1-4	5-6	45-51	36 / 31	17174+		
8	10/24/2017	@ PHILADELPHIA	W	04-03-01	6-2	25,26,37P,67,15,25	37	1-3	6-6	25-33	36 / 37	18895		
9	10/26/2017	@ FLORIDA	L	04-04-01	3-8	83,7,48	21	0-3	2-3	34-22	34 / 36	10545		
10	10/28/2017	@ TAMPA BAY	W	05-04-01	4-1	67P,26P,47,67	26	2-2	4-4	21-32	36 / 31	19092+		
11	10/29/2017	@ CAROLINA	W**	06-04-01	4-3	25,38,33	10	0-0	2-3	25-37	30 / 33	10108		
12	11/01/2017	TORONTO	L	06-05-01	1-3	25	12	0-4	2-2	29-29	31 / 36	15628		
13	11/03/2017	NASHVILLE	L	06-06-01	3-5	50,47P,33	33	1-4	3-4	38-30	35 / 36	16523		
14	11/04/2017	@ SAN JOSE	O**	06-06-02	1-2	10	27	0-1	3-3	26-45	31 / 30	17562+		
15	11/07/2017	LOS ANGELES	O*	06-06-03	3-4	40,45,67	21	0-5	6-7	36-43	32 / 30	16637		
16	11/09/2017	VANCOUVER	W	07-06-03	4-1	47P,26P,33P,33	26	3-6	5-5	35-20	30 / 25	16038		
17	11/12/2017	TAMPA BAY	L	07-07-03	1-2	33	23	0-1	1-2	29-37	88 / 36	15707		
18	11/15/2017	BOSTON	W	08-07-03	4-2	63,42,37,38	37	0-0	2-2	27-42	36 / 40	15089		
19	11/19/2017	FLORIDA	W	09-07-03	3-2	42,67P,26P	26	2-4	5-6	28-52	36 / 1	17174+		
20	11/20/2017	@ SAN JOSE	W**	10-07-03	3-2	10,67	50	0-2	2-3	30-42	1 / 31	17257		
21	11/22/2017	VEGAS	L	10-08-03	2-4	42,38P	18	1-4	2-3	19-49	33 / 36	17174+		
22	11/24/2017	WINNIPEG	L	10-09-03	1-4	23	27	0-2	1-3	31-36	37 / 36	16035		
23	11/25/2017	@ LOS ANGELES	**	10-09-04	1-2	37	22	0-2	4-4	26-34	32 / 30	18230+		
24	11/27/2017	@ CHICAGO	L	10-10-04	3-7	33,21,21P	15	1-2	1-3	29-35	50 / 36	21619+		
25	11/29/2017	@ ST. LOUIS	W	11-10-04	3-2	50,63P,50P	50	2-6	4-4	30-39	36 / 34	16760		
26	12/01/2017	@ COLUMBUS	L	11-11-04	2-4	4,63	77	0-4	6-7	27-31	70 / 36	16206		
27	12/02/2017	@ NASHVILLE	O**	11-11-05	2-3	10P,4	22	1-2	2-4	35-35	35 / 30	17113+		
28	12/05/2017	@ VEGAS	O**	11-11-06	3-4	23,50P,10	89	1-3	4-4	29-43	30 / 36	17608+		
29	12/06/2017	OTTAWA	W	12-11-06	3-0	14,25,14	14	0-2	3-3	22-29	30 / 41	15890		
30	12/08/2017	MINNESOTA	O*	12-11-07	2-3	63,14	24	0-3	2-2	28-31	40 / 36	16471		
31	12/11/2017	CAROLINA	W	13-11-07	3-2	38,33,48	48	0-2	3-3	23-30	36 / 33	16198		
32	12/14/2017	@ ST. LOUIS	W	14-11-07	3-1	7,63,63	63	0-1	4-4	18-30	36 / 34	17822		
33	12/16/2017	@ WASHINGTON*	O*	14-11-08	2-3	38,33P	8	1-1	0-0	30-27	70 / 36	18506+		
34	12/18/2017	@ NEW JERSEY	L	14-12-08	3-5	15,33,14	23	0-2	1-2	24-34	35 / 30	16514+		
35	12/19/2017	@ NY RANGERS	L	14-13-08	1-4	25	13	0-2	2-2	40-32	30 / 36	18006+		
36	12/21/2017	@ NY ISLANDERS	W*	15-13-08	5-4	47,25,47,67,47	47	0-2	1-3	40-26	30 / 41	10092		
37	12/23/2017	@ PITTSBURGH	W	16-13-08	4-0	25,67,75,4P	25	1-2	2-2	23-29	36 / 30	18622+		
38	12/27/2017	VEGAS	L	16-14-08	1-4	67	21	0-2	2-2	28-28	30 / 36	17444+		
39	12/29/2017	CALGARY	W	17-14-08	2-1	4,67P	67	1-6	3-3	41-23	36 / 41	17174+		
40	12/31/2017	ARIZONA	W	18-14-08	5-2	67,67,4,33,50	4	0-1	2-4	26-25	36 / 32	17174+		
41	01/02/2018	@ VANCOUVER	W	19-14-08	5-0	14,67,15,50,38	14	0-2	4-4	27-31	30 / 31	18865+		
42	01/04/2018	@ EDMONTON	O**	19-14-09	1-2	17P	93	1-2	5-5	34-34	33 / 36	18347		
43	01/06/2018	@ CALGARY	L	19-15-09	2-3	335,15	27	0-3	4-4	29-31	41 / 36	19258		
44	01/13/2018	@ LOS ANGELES	W	20-15-09	4-2	25,17P,25,10	25	1-2	2-2	22-25	36 / 32	18443+		
45	01/15/2018	@ COLORADO	L	20-16-09	1-3	21	29	0-2	5-6	34-29	45 / 30	16090		
46	01/17/2018	PITTSBURGH	W	21-16-09	5-3	67,14,215,25,47	25	0-2	2-4	33-33	36 / 35	17291+		
47	01/19/2018	LOS ANGELES	W	22-16-09	2-1	14,17	17	0-2	1-1	31-24	36 / 32	17258+		
48	01/21/2018	SAN JOSE	L	22-17-09	2-6	67P,15	89	1-3	3-5	35-26	30 / 36	17347+		
49	01/23/2018	NY RANGERS	W	23-17-09	6-3	71,10P,7,145,67P,15	14	2-6	2-3	31-44	36 / 31	16763		
50	01/25/2018	WINNIPEG	W**	24-17-09	4-3	14,37,17	14	0-4	2-2	39-27	30 / 37	17174+		
51	01/30/2018	@ BOSTON	W	25-17-09	3-1	33,14P,14	14	1-2	4-4	27-31	36 / 35	17565+		
52	02/01/2018	@ OTTAWA	O*	25-17-10	1-2	17	65	0-2	2-4	31-32	1 / 30	13759		
53	02/03/2018	@ MONTREAL	L	25-18-10	2-5	10P,67	21	1-4	4-7	45-29	37 / 30	21302+		
54	02/05/2018	@ TORONTO	L	25-19-10	4-7	15,67,25P,67	29	1-3	2-3	44-40	35 / 30	19055+		
55	02/06/2018	@ BUFFALO	W*	26-19-10	4-3	67P,25,10,14	14	1-3	1-2	33-33	30 / 40	16788		
56	02/09/2018	EDMONTON	W	27-19-10	3-2	47,10,17	17	0-2	3-3	34-32	36 / 33	17174+		
57	02/11/2018	SAN JOSE	O**	27-19-11	2-3	25,4	8	0-2	1-1	27-39	31 / 36	17435+		
58	02/13/2018	@ DETROIT	L	27-20-11	1-2	14	51	0-4	2-2	33-16	35 / 36	19515+		
59	02/15/2018	@ CHICAGO	W	28-20-11	3-2	37,25,14	14	0-2	4-5	32-44	36 / 31	21415+		
60	02/17/2018	@ MINNESOTA	W**	29-20-11	3-2	10P,25	37	1-3	3-3	31-38	36 / 40	19192+		
61	02/19/2018	@ VEGAS	W	30-20-11	2-0	33,42	33	0-0	2-2	20-33	36 / 29	18267+		
62	02/21/2018	DALLAS	W	31-20-11	2-0	47P,15S	47	1-3	4-4	17-41	30 / 30	16609		
63	02/24/2018	@ ARIZONA	L	31-21-11	0-6		55	0-2	4-4	26-38	32 / 30	11959		
64	02/25/2018	EDMONTON	O**	31-21-12	5-2	67,14P,15,67,67	97	1-3	2-2	46-42	35 / 30	17174+		
65	03/02/2018	COLUMBUS	W	32-21-12	4-2	67,75,42,4	42	0-2	4-4	35-36	36 / 72	16447		
66	03/04/2018	CHICAGO	W	33-21-12	6-3	67P,10,65,33,33,10	33	1-2	2-2	31-40	36 / 31	16989		
67	03/06/2018	WASHINGTON	W	34-21-12	4-0	14P,47,67,37	14	1-1	3-3	18-36	36 / 70	15910		
68	03/08/2018	@ NASHVILLE	L	34-22-12	2-4	67,67	51	0-2	1-1	33-28	35 / 36	17475+		
69	03/09/2018	@ DALLAS	L	34-23-12	1-2	15	14	0-3	0-2	27-37	32 / 30	18532+		
70	03/12/2018	ST. LOUIS	L	34-24-12	2-4	10,38	71	0-1	1-1	22-23	34 / 36	16312		
71	03/14/2018	VANCOUVER	W	35-24-12	3-0	26,20,26P	26	1-6	2-2	37-32	36 / 25	16561		
72	03/16/2018	DETROIT	W	36-24-12	4-2	37,38,10,17	10	0-2	5-5	36-30	36 / 35	17243+		
73	03/18/2018	NEW JERSEY	W	37-24-12	4-2	15,33,26P,67	26	1-2	3-4	36-17	36 / 1	16401		
74	03/21/2018	@ CALGARY	W	38-24-12	4-0	75,25,47,23	7	0-1	2-2	16-29	36 / 41	19059		
75	03/23/2018	@ WINNIPEG	O*	38-24-13	2-3	38P,37	81	1-2	2-2	18-42	37 / 36	15321+		
76	03/25/2018	@ EDMONTON	W*	39-24-13	5-4	42,14,10,14,47	47	0-2	3-4	38-32	36 / 33	18347		
77	03/27/2018	@ VANCOUVER	L	39-25-13	1-4	7	55	0-2	1-1	24-30	25 / 36	18405		
78	03/30/2018	LOS ANGELES	W*	40-25-13	2-1	37,67	67	0-1	0-0	33-29	36 / 32	17473+		
79	04/01/2018	COLORADO	W*	41-25-13	4-3	7,14,17,25	25	0-2	3-4	42-31	30 / 45	17054		
80	04/04/2018	MINNESOTA	W	42-25-13	3-1	37,25,7	25	0-3	2-3	30-27	30 / 40	17495+		
81	04/06/2018	DALLAS	W	43-25-13	5-3	33,67P,38,42,7	42	1-4	1-1	33-26	30 / 35	17355+		
82	04/07/2018	@ ARIZONA	W	44-25-13	3-0	14P,67,47	14	1-2	4-4	27-31	30 / 32	17382+		

(\* = OVERTIME, \*\* = SHOOTOUT, + = SELLOUT)



# 2016-17 ANAHEIM DUCKS



**Front Row (L-R):** John Gibson, Executive Vice President/COO Tim Ryan, Director of Player Personnel Rick Paterson, Senior Vice President of Hockey Operations David McNab, Executive Vice President/General Manager Bob Murray, Owner Henry Samueli, Ryan Kesler, Ryan Getzlaf, Corey Perry, Owner Susan Samueli, CEO Michael Schulman, Head Coach Randy Carlyle, Assistant to the General Manager Dave Baseggio, Jonathan Bernier and Jhonas Enroth. **Second Row:** Chief Human Resources Officer Jay Scott, Chief Financial Officer Bill Foltz, Vice President/COO Anaheim Arena Management Kevin Starkey, Goaltending Consultant Sudarshan Maharaj, Assistant Coach Rich Preston, Director of Player Development Todd Marchant, Sami Vatanen, Kevin Bieksa, Cam Fowler, Andrew Cogliano, Assistant Coach Trent Yawney, Assistant Coach Paul MacLean, Vice President/CMO Aaron Teats, Vice President of Information Technology Chris Johnston, Vice President/Chief Commercial Officer – Bill Pedigo, Vice President – The Rinks Art Trottier and Vice President of Human Resources Gina Galasso. **Third Row:** Assistant Equipment Manager Chris Aldrich, Equipment Manager Doug Shearer, Video Coordinator Joe Piscotty, Antoine Vermette, Jakob Silfverberg, Josh Manson, Hampus Lindholm, Rickard Rakell, Nate Thompson, Patrick Eaves, Strength and Conditioning Coach Mark Fitzgerald, Head Athletic Trainer Joe Huff and Assistant Athletic Trainer Mike Hannegan and Skating Consultant Larry Barron. **Back Row:** Equipment Assistant Jeff Tyni, Physical Therapist Kevin Taylor, Brandon Montour, Chris Wagner, Nick Ritchie, Korbrian Holzer, Clayton Stoner, Jared Boll, Logan Shaw, Ondrej Kase, Massage Therapist James Partida and Assistant Massage Therapist Raul Dorantes.

## POSTSEASON NOTES IN PLAYOFF SECTION

### THE 2016-17 SEASON:

The Anaheim Ducks clinched the 2016-17 Pacific Division for the fifth straight season with a 46-23-13 record and 105 points...the Ducks were the seventh different team in NHL history to win five consecutive division titles, joining the Colorado/Quebec franchise (9 straight from 1995-03), Montreal (8 from 1975-82), Detroit (8 from 2001-09), Edmonton (6 from 1982-87), Dallas (5 from 1997-01) and Vancouver (5 from 2009-13)...Anaheim was also the only team to win the Pacific Division five consecutive years since its creation in 1993-94...the Ducks won the division after falling nine points back of first place on three separate occasions, most recently being nine points behind San Jose on March 15 (91 San Jose points to 82 Anaheim points)...the Ducks eclipsed 100 points for the fourth consecutive season, joining the Chicago Blackhawks as the only teams to accomplish the feat.

### DOWN THE STRETCH:

The Ducks went 29-11-7 for 65 points after the Holiday Break (games resumed Dec. 27), the second-best record in the NHL (WSH had 74 points)...the Ducks also allowed only 99 goals over that stretch, 12 fewer than anyone else in the NHL (WSH, 111 allowed)...the Ducks' penalty killing also led the NHL at 88.1% over that stretch...Anaheim also went 14-2-3 for 31 points from the end of its bye week on Mar. 3 through the remainder of the schedule, ranking second the NHL in points and wins (STL, 15 wins and 32 points).

### STRONG FINISH:

Anaheim became the fifth team in league history to conclude the regular season on a 14-game (11-0-3) point streak...the Ducks were the first team to accomplish

the feat since Pittsburgh finished the 1992-93 season with points in 18 straight games...the other three teams included Montreal (21-game point streak in 1979-80), Philadelphia (14 in 1974-75) and Buffalo (14 in 1979-80)...the 11-0-3 run was the third-longest standings point streak in club history and tied for the second longest in the NHL this season (Columbus 16, Washington also had 14).

### AT HONDA CENTER:

Anaheim's 29-8-4 record and 62 points at Honda Center tied franchise records in both categories...in addition, the club allowed the fewest goals at Honda Center in club history (82)...the Ducks won their final six home games (6-0-0) and closed the season with a 10-game point streak (9-0-1) at Honda Center.

### CLINCHED:

Anaheim was one of six NHL teams and the only Pacific Division club that has qualified for the postseason in the previous five consecutive seasons, joining Pittsburgh (11 straight), Chicago (9), New York Rangers (7), St. Louis (6) and Minnesota (5)...during the five-year stretch, the Ducks posted a 227-104-45 record, leading the NHL in point percentage (.664) and points (499) and tied for second in wins.

### ON THE LEADERBOARD:

The Ducks ranked third among NHL teams in goals against per game (2.40) and fewest goals allowed (197), and fourth in PK% (84.7%) in 2016-17...the Ducks also led the league in fewest goals allowed in the third period (55)...at Honda Center, Anaheim ranked third among NHL clubs in home standings points (62) and home wins (29-8-4) and second overall in fewest home goals allowed (82).



# 2016-17 ANAHEIM DUCKS



#	Date	Team	W-L-OT	Record	GF-GA	Scorers	W	Goal	PP	PK	SF-SA	W-L	Gldr.	Attend.
1	10/13/2016	@ DALLAS	L	00-01-00	2-4	75,7	21	0-5	4-4	35-20	31 / 36	18532+		
2	10/15/2016	@ PITTSBURGH	L	00-02-00	2-3	4P,10	81	1-3	2-3	36-45	29 / 1	18452+		
3	10/16/2016	@ NY ISLANDERS	O*	00-02-01	2-3	4,15	12	0-4	4-4	26-30	41 / 36	15795+		
4	10/18/2016	@ NEW JERSEY	L	00-03-01	1-2	45P	9	1-4	5-7	24-28	35 / 36	16514+		
5	10/20/2016	@ PHILADELPHIA	W	01-03-01	3-2	21,10,16	16	0-2	6-7	26-22	36 / 35	19982+		
6	10/23/2016	VANCOUVER	W	02-03-01	4-2	7,4P,37,10	37	1-2	2-2	37-19	36 / 30	17174+		
7	10/25/2016	@ SAN JOSE	O*	02-03-02	1-2	21	44	0-3	4-5	20-36	31 / 36	17562+		
8	10/26/2016	NASHVILLE	W	03-03-02	6-1	37P,335,33P,10,75,17P	33	3-4	4-5	26-29	36 / 35	15421		
9	10/28/2016	COLUMBUS	L	03-04-02	0-4		89	0-4	4-5	35-37	72 / 36	15841		
10	11/01/2016	@ LOS ANGELES	W	04-04-02	4-0	67,50P,17P,74	67	2-4	1-1	21-30	36 / 31	18230+		
11	11/02/2016	PITTSBURGH	L	04-05-02	1-5	4P	7	1-3	2-3	33-34	30 / 36	15543		
12	11/04/2016	ARIZONA	W	05-05-02	1-1	2P,67,33,50,67	67	1-2	1-1	33-22	36 / 35	16405		
13	11/06/2016	CALGARY	W	06-05-02	4-1	3,17P,7,17P	17	2-3	2-2	21-26	1 / 31	16218		
14	11/09/2016	@ COLUMBUS	O*	06-05-03	2-3	67,37	8	0-3	3-3	32-18	72 / 36	10250		
15	11/10/2016	@ CAROLINA	W	07-05-03	4-2	17,33,33,17	33	0-3	2-2	27-30	1 / 30	8086		
16	11/12/2016	@ NASHVILLE	L	07-06-03	0-5		4	0-6	3-4	27-27	35 / 36	17309+		
17	11/15/2016	EDMONTON	W	08-06-03	4-1	37,4,17P,50	4	1-3	4-4	27-34	36 / 33	15600		
18	11/17/2016	NEW JERSEY	W	09-06-03	3-2	67,33,17	17	0-2	3-3	23-29	1 / 35	14954		
19	11/20/2016	LOS ANGELES	L	09-07-03	2-3	50,67P	77	1-7	1-3	30-29	31 / 36	16611		
20	11/22/2016	NY ISLANDERS	O**	09-07-04	2-3	4P,67	2	1-2	4-5	41-35	1 / 1	15161		
21	11/25/2016	CHICAGO	L	09-08-04	2-3	37,33	38	0-2	1-2	36-25	50 / 36	17174+		
22	11/26/2016	@ SAN JOSE	W	10-08-04	3-2	16,67,15P	15	1-1	2-3	26-23	1 / 31	17562+		
23	11/29/2016	MONTREAL	W	11-08-04	2-1	67P,4	4	1-4	3-3	38-40	36 / 31	14830		
24	12/01/2016	@ VANCOUVER	W	12-08-04	3-1	33,86,7	86	0-1	3-3	24-28	36 / 30	17627		
25	12/03/2016	@ EDMONTON	O*	12-08-05	2-3	17P,67	29	1-2	1-2	33-32	33 / 36	18347		
26	12/04/2016	@ CALGARY	L	12-09-05	3-8	17,17P,48	18	1-4	1-3	33-25	31 / 1	17840		
27	12/07/2016	CAROLINA	W**	13-09-05	6-5	7,64,17,37,10	86	0-3	4-5	38-34	36 / 30	14582		
28	12/09/2016	SAN JOSE	W	14-09-05	3-2	67,50,47	47	0-3	1-1	32-24	1 / 31	17174+		
29	12/11/2016	OTTAWA	W	15-09-05	5-1	74,10P,50P,37,45P	10	3-4	3-4	32-22	36 / 1	15714		
30	12/13/2016	@ DALLAS	L	15-10-05	2-6	15,10P	27	1-5	3-4	36-27	31 / 36	17543		
31	12/15/2016	@ BOSTON	W	16-10-05	4-3	7,2,42,67	67	0-3	3-4	27-34	1 / 35	17565+		
32	12/17/2016	@ DETROIT	L	16-11-05	4-6	67P,53P,4,67	21	2-2	3-3	25-32	34 / 36	20027		
33	12/19/2016	@ TORONTO	W	17-11-05	3-2	15P,37,4P	4	2-5	3-3	28-35	36 / 31	18861+		
34	12/20/2016	@ MONTREAL	L	17-12-05	1-5	17	14	0-3	4-6	13-34	31 / 1	21288+		
35	12/22/2016	@ OTTAWA	O*	17-12-06	1-2	33P	68	1-4	1-2	25-18	1 / 36	17125		
36	12/27/2016	SAN JOSE	O*	17-12-07	2-3	86,33	88	0-1	4-4	36-25	31 / 36	17403+		
37	12/29/2016	@ CALGARY	W	18-12-07	3-1	50P,33,67P	33	2-6	4-4	25-32	36 / 31	19289+		
38	12/30/2016	@ VANCOUVER	O*	18-12-08	2-3	155,67	33	0-1	6-7	26-26	30 / 36	18214		
39	01/01/2017	PHILADELPHIA	W**	19-12-08	4-3	17,17,17	10	0-2	4-5	25-35	36 / 35	17174+		
40	01/02/2017	DETROIT	W	20-12-08	2-0	37,86	37	0-4	3-3	24-23	36 / 34	17174+		
41	01/06/2017	ARIZONA	W*	21-12-08	3-2	74,21,86	86	0-3	1-2	35-23	36 / 41	15415		
42	01/08/2017	MINNESOTA	L	21-13-08	1-2	17	46	0-3	3-4	24-36	40 / 36	15645		
43	01/10/2017	DALLAS	W	22-13-08	2-0	33P,7	33	1-4	3-3	38-34	36 / 31	15073		
44	01/12/2017	@ COLORADO	W	23-13-08	4-1	33,67,17,10	67	0-1	3-3	32-34	36 / 1	14589		
45	01/14/2017	@ ARIZONA	W	24-13-08	3-0	47,37,17	47	0-2	3-3	23-26	1 / 35	12015		
46	01/15/2017	ST. LOUIS	O*	24-13-09	1-2	67	21	0-3	3-3	23-25	40 / 36	17174+		
47	01/17/2017	TAMPA BAY	W*	25-13-09	2-1	15,67P	67	1-5	3-3	21-28	36 / 30	14763		
48	01/19/2017	COLORADO	W	26-13-09	2-1	47P,37	37	1-5	0-1	36-22	36 / 31	15414		
49	01/21/2017	@ MINNESOTA	L	26-14-09	3-5	64,45,10P	20	1-2	2-2	29-25	40 / 1	19288+		
50	01/23/2017	@ WINNIPEG	W	27-14-09	3-2	48S,67,15P	15	1-2	5-5	27-33	1 / 31	15294+		
51	01/25/2017	EDMONTON	L	27-15-09	0-4		29	0-2	2-2	26-23	33 / 36	17174+		
52	01/31/2017	COLORADO	W	28-15-09	5-1	33P,67,33,5,4	67	1-1	4-4	31-29	36 / 31	15963		
53	02/03/2017	@ FLORIDA	L	28-16-09	1-2	47	11	0-3	5-5	23-37	34 / 36	14689		
54	02/04/2017	@ TAMPA BAY	O**	28-16-10	2-3	71,15	11	0-5	6-7	16-37	30 / 1	19092+		
55	02/07/2017	@ NY RANGERS	L	28-17-10	1-4	33	36	0-4	1-1	44-20	30 / 36	18006+		
56	02/09/2017	@ BUFFALO	W	29-17-10	5-2	10,67,50P,10,7	50	1-4	1-2	44-26	36 / 40	18027		
57	02/11/2017	@ WASHINGTON	L	29-18-10	4-6	33,47,17,15	82	0-2	2-3	22-39	70 / 36	18506+		
58	02/14/2017	@ MINNESOTA	W	30-18-10	1-0	74	74	0-0	5-5	23-37	36 / 40	19047+		
59	02/17/2017	FLORIDA	L	30-19-10	1-4	75	68	0-3	2-3	36-31	34 / 36	16339		
60	02/19/2017	LOS ANGELES	W	31-19-10	1-0	42	42	0-2	2-2	29-24	36 / 31	17174+		
61	02/20/2017	@ ARIZONA	L	31-20-10	2-3	15,17	17	0-2	3-3	36-20	41 / 1	14554		
62	02/22/2017	BOSTON	W	32-20-10	5-3	86,67,42,67,7	67	0-3	5-5	25-29	1 / 40	15135		
63	02/25/2017	@ LOS ANGELES	L	32-21-10	1-4	7	73	0-4	4-4	33-33	32 / 1	18230+		
64	03/03/2017	TORONTO	W	32-21-10	5-2	67,33,67,45,18	67	0-1	3-4	36-39	1 / 35	16293		
65	03/05/2017	VANCOUVER	L	32-22-10	1-3	18	60	0-2	2-2	44-27	32 / 1	14523		
66	03/07/2017	NASHVILLE	W**	34-22-10	4-2	15P,37,67	18	1-3	4-5	42-27	1 / 35	14622		
67	03/09/2017	@ CHICAGO	W	35-22-10	1-0	10	10	0-2	2-2	26-43	1 / 50	21838+		
68	03/10/2017	@ ST. LOUIS	L	35-23-10	3-4	67,21,33P	6	1-2	2-2	26-35	34 / 36	19358+		
69	03/12/2017	WASHINGTON	W	36-23-10	5-2	10,10,67,15P,17	67	1-6	4-5	32-27	1 / 70	17174+		
70	03/15/2017	ST. LOUIS	W	37-23-10	2-1	67,155	15	0-5	3-3	22-27	1 / 34	14760		
71	03/17/2017	BUFFALO	O**	37-23-11	1-2	67	28	0-0	1-1	40-31	31 / 1	14556		
72	03/18/2017	@ SAN JOSE	W	38-23-11	4-1	18,33	33	0-2	2-3	27-34	1 / 31	17562+		
73	03/22/2017	EDMONTON	W	39-23-11	2-3	18,47,42,67	67	0-5	4-5	34-32	1 / 33	15310		
74	03/24/2017	WINNIPEG	W	40-23-11	3-1	10,7,33	7	0-3	2-3	35-18	1 / 34	15647		
75	03/26/2017	NY RANGERS	W	41-23-11	6-3	18,17P,42S,7,18,37	7	1-3	2-2	34-28	1 / 30	17174+		
76	03/28/2017	@ VANCOUVER	W	42-23-11	4-1	10,18,37,71	18	0-4	2-2	39-35	1 / 30	18262		
77	03/30/2017	@ WINNIPEG	O*	42-23-12	3-4	33,10,10P	55	1-2	4-4	28-41	34 / 1	15294+		
78	04/01/2017	@ EDMONTON	O*	42-23-13	2-3	15P,18P	29	2-2	3-4	18-37	33 / 36	18347		
79	04/02/2017	@ CALGARY	W	43-23-13	4-3	18P,33,5,48	48	1-3	2-4	34-21	1 / 1	18945		
80	04/04/2017	CALGARY	W	44-23-13	3-1	18,2,21	2	0-4	4-4	20-27	36 / 1	15125		
81	04/06/2017	CHICAGO	W	45-23-13	4-0	10P,21,17,67	10	1-3	3-3	26-37	36 / 50	16462		
82	04/09/2017	LOS ANGELES	W*	46-23-13	4-3	18,50P,44,53	53	1-5	3-4	24-18	1 / 32	16564		

(\* = OVERTIME, \*\* = SHOOTOUT, + = SELLOUT)

# 2015-16 ANAHEIM DUCKS



**Front Row** (L-R): John Gibson, Executive Vice President/COO Tim Ryan, Senior Vice President of Hockey Operations David McNab, Executive Vice President/General Manager Bob Murray, Owner Henry Samuelli, Ryan Kesler, Ryan Getzlaf, Corey Perry, Owner Susan Samuelli, CEO Michael Schulman, Director of Player Personnel Rick Paterson, Head Coach Bruce Boudreau and Frederik Andersen. **Second Row:** Vice President of Human Resources Jay Scott, CFO Bill Foltz, Vice President/COO Anaheim Arena Management Kevin Starkey, Assistant Coach Rich Preston, Goaltending Consultant Dwayne Roloson, Sami Vatanen, Kevin Bieksa, Cam Fowler, Andrew Cogliano, Assistant Coach Trent Yawney, Assistant Coach Paul MacLean, Assistant to the General Manager Dave Baseggio, Vice President/CMO Aaron Teats and Vice President – THE RINKS Art Trotter. **Third Row:** Assistant Equipment Manager Chris Aldrich, Equipment Manager Doug Shearer, Video Coordinator Joe Piscotto, David Perron, Jakob Silfverberg, Hampus Lindholm, Josh Manson, Rickard Rakell, Nate Thompson, Brandon Pirri, Strength and Conditioning Coach Mark Fitzgerald, Head Athletic Trainer Joe Huff and Assistant Athletic Trainer Mike Hannegan. **Back Row:** Equipment Assistant Jeff Tyni, Ryan Garbutt, Jamie McGinn, Nick Ritchie, Korbinian Holzer, Clayton Stoner, Simon Despres, Chris Stewart, Shawn Horcoff, Mike Santorelli, Physical Therapist Kevin Taylor and Massage Therapist James Partida.

## POSTSEASON NOTES IN PLAYOFF SECTION

### THE 2015-16 SEASON:

The Anaheim Ducks finished the 2015-16 regular season 46-25-11 for 103 points, ranking first in the Pacific Division, fourth in the Western Conference and sixth in the NHL...it marked the third consecutive year the club posted 100+ points, joining St. Louis and Chicago as the only NHL teams to do so from 2013-16...Anaheim went 6-2-2 in the last 10 games, 21-6-4 in the last 31 and 34-10-5 over the last 49 contests.

### DUCKS WIN PACIFIC:

The Ducks won their fourth consecutive division title on the last day of the season with a 2-0 victory over Washington...Anaheim became the first NHL team to win four division titles in a row since Vancouver won five straight (Northwest Division) from 2009-2013...the Ducks joined San Jose (2007-11) as the only two franchises to win the Pacific Division title four years in a row since the division's creation in 1993-94...the Ducks won the division after trailing by 16 points at the halfway point of the season (41 games on Jan. 12), becoming the first team to erase such a deficit at the halfway point since New Jersey in 2005-06 (trailed Philadelphia by 19 points through 41 games).

### AFTER THE HOLIDAY BREAK:

After the Christmas break, the Ducks went 34-10-5 for the best record in the NHL (.745 points percentage)...the Ducks led the league in wins (34), standings points (73), PPG (27.5%), PPG (42), fewest goals allowed (104), goals allowed per game

(2.1) and goal differential (+50); ranked second in goals (154) and goals per game (3.1) and third in PK% (86.9%) following the break...the Ducks were the first team since 2010 and just the fourth since 2005 to post a .745+ win (73 points) percentage after the Christmas break in a full season (34-10-5)...the others being the 2007 Canucks (32-8-6, .761), 2010 Capitals (37-7-7, .767) and 2006 Red Wings (34-7-5, .793).

### DUCKS CAPTURE FIRST JENNINGS TROPHY:

Allowing a league-low 192 goals, goaltenders **John Gibson** and **Frederik Andersen** won the 2015-16 Jennings Trophy and became the first Anaheim goaltenders to win the award in franchise history...Gibson finished 21-13-4 with a 2.07 GAA and .920 SV% in 40 games, with Andersen going 22-9-7 with a 2.30 GAA and .919 SV% in 43 contests...Gibson ranked tied for second among league leaders with a 2.07 GAA, which was also the lowest among qualified rookie goaltenders (min. 25 games played) since 2009-10 (Tuukka Rask w/ BOS, 1.97).

### FIRST IN 3+ DECADES:

Anaheim was the first team since the 1984-85 New York Islanders to finish the regular season with the league's best PP% (23.2%) and PK% (87.2%)...the Ducks led the league in PP% after ranking tied for 19th on Jan. 13 (17.9%, 27-for-151)...the club scored power-play goals in 19 of its last 28 games (in which it had an opportunity), going 29-for-91 with the man advantage (31.9%, best in the NHL)...Anaheim went undefeated in regulation in 23 consecutive games (22-0-1) when scoring a PPG from Nov. 30-Mar. 5.


# 2015-16 GAME-BY-GAME



#	Date	Team	W-L-OT	Record	GF-GA	Scorers	W Goal	PP	PK	SF-SA	W-L Gldtr.	Attend.
1	10/10/2015	@ SAN JOSE	L	00-01-00	0-2		12	0-1	1-1	27-44	31 / 31	17562+
2	10/12/2015	VANCOUVER	O**	00-01-01	1-2	45	14	0-2	2-2	29-25	30 / 31	17174+
3	10/14/2015	ARIZONA	L	00-02-01	0-4		10	0-3	5-6	37-29	41 / 30	15172
4	10/16/2015	COLORADO	L	00-03-01	0-3		29	0-5	2-2	35-25	20 / 31	17174+
5	10/18/2015	MINNESOTA	W	01-03-01	4-1	4,67,25,47	67	0-2	1-1	22-35	30 / 40	16784
6	10/22/2015	@ NASHVILLE	L	01-04-01	1-5	46P	4	1-5	4-5	28-29	35 / 30	17113+
7	10/24/2015	@ MINNESOTA	L	01-05-01	0-3		24	0-1	5-5	15-30	40 / 31	19034+
8	10/26/2015	@ CHICAGO	O*	01-05-02	0-1		19	0-3	3-3	39-24	50 / 31	21529+
9	10/27/2015	@ DALLAS	L	01-06-02	3-4	25P22,26	21	1-4	2-3	20-34	31 / 31	17798
10	10/29/2015	@ ST. LOUIS	L	01-07-02	1-2	47P	55	1-4	5-5	23-34	34 / 31	16904
11	11/01/2015	NASHVILLE	W	02-07-02	4-2	67,45,7,29	7	0-2	5-6	28-42	31 / 30	16276
12	11/04/2015	FLORIDA	W**	03-07-02	3-2	29,10P	29	1-5	3-3	39-25	31 / 1	15169
13	11/06/2015	COLUMBUS	W	04-07-02	4-2	4,19P,42,3	42	1-3	2-2	34-36	31 / 30	17174+
14	11/07/2015	@ SAN JOSE	W	05-07-02	1-0	10	10	0-2	4-4	17-31	30 / 31	17562+
15	11/09/2015	ARIZONA	O*	05-07-03	3-4	29P,17,45	89	1-4	4-5	36-28	29 / 31	13864
16	11/11/2015	EDMONTON	O*	05-07-04	3-4	10P,21,10	16	1-2	1-2	37-27	39 / 31	16505
17	11/13/2015	NY ISLANDERS	L	05-08-04	1-4	10P	15	1-3	5-5	25-29	1 / 30	17174+
18	11/16/2015	@ CAROLINA	W	06-08-04	4-1	22,45,26,15	45	0-0	3-3	20-25	30 / 31	9305
19	11/17/2015	@ NASHVILLE	L	06-09-04	2-3	67,25	20	0-5	5-6	40-21	35 / 31	17113+
20	11/19/2015	@ FLORIDA	W	07-09-04	3-1	4P,75,33	7	1-3	3-3	41-25	31 / 1	10947
21	11/21/2015	@ TAMPA BAY	L	07-10-04	0-5		86	0-1	2-4	30-24	30 / 31	19092+
22	11/24/2015	CALGARY	W	08-10-04	5-3	10P,67,67,10P,17	10	2-2	2-2	32-25	36 / 31	15688
23	11/25/2015	@ ARIZONA	L	08-11-04	2-4	17P,45P	10	2-3	2-3	31-34	41 / 36	11578
24	11/27/2015	CHICAGO	O*	08-11-05	2-3	7,29	15	0-3	3-4	25-32	50 / 36	17174+
25	11/30/2015	VANCOUVER	W	09-11-05	4-0	22,67P,33,10	22	1-3	3-3	30-25	36 / 30	14006
26	12/02/2015	TAMPA BAY	L	09-12-05	1-2	10	42	0-4	3-4	33-22	30 / 36	14741
27	12/04/2015	SAN JOSE	W	10-12-05	1-0	25	25	0-4	4-4	26-23	36 / 31	15701
28	12/06/2015	PITTSBURGH	W	11-12-05	2-1	10,29	29	0-1	2-2	25-24	36 / 29	15836
29	12/11/2015	CAROLINA	L	11-13-05	1-3	33	53	0-1	2-3	32-24	31 / 36	17174+
30	12/17/2015	@ BUFFALO	L	11-14-05	0-5		9	0-3	3-3	44-22	31 / 36	18801
31	12/19/2015	@ NEW JERSEY	W	12-14-05	2-1	29,17	17	0-0	2-2	18-22	31 / 1	16514+
32	12/21/2015	@ NY ISLANDERS	L	12-15-05	2-5	26,42	29	0-1	3-3	29-31	41 / 31	13578
33	12/22/2015	@ NY RANGERS	O*	12-15-06	2-3	10,67	36	0-4	4-5	19-22	30 / 36	18006+
34	12/27/2015	PHILADELPHIA	W	13-15-06	4-2	15P,10P,10,22S	10	2-3	4-5	37-26	36 / 35	17322+
35	12/29/2015	@ CALGARY	W	14-15-06	1-0	22	22	0-2	3-3	21-14	36 / 31	19289+
36	12/31/2015	@ EDMONTON	W	15-15-06	1-0	15P	15	1-2	3-3	35-21	36 / 33	16839+
37	01/01/2016	@ VANCOUVER	O**	15-15-07	1-2	17P	14	1-2	3-3	28-25	25 / 31	18570
38	01/03/2016	WINNIPEG	W	16-15-07	4-1	67,2P,10,17P	2	2-2	4-4	35-20	36 / 34	17174+
39	01/06/2016	TORONTO	L	16-16-07	0-4		15	0-2	6-6	39-38	45 / 36	16283
40	01/08/2016	ST. LOUIS	W**	17-16-07	4-3	17,10,17P	15	1-5	4-4	39-28	36 / 1	16250
41	01/10/2016	DETROIT	L	17-17-07	1-2	10	15	0-2	3-3	31-24	34 / 36	17174+
42	01/13/2016	OTTAWA	W	18-17-07	4-1	7,53P,26,33	53	1-3	2-2	38-25	31 / 41	15791
43	01/15/2016	DALLAS	W	19-17-07	4-2	33,45,47P,10	47	1-3	3-4	35-24	31 / 32	16201
44	01/17/2016	LOS ANGELES	L	19-18-07	2-3	67,57	11	0-3	1-2	32-26	32 / 36	17227+
45	01/20/2016	MINNESOTA	W	20-18-07	3-1	29,67,33	67	0-1	3-3	27-26	36 / 40	15962
46	01/23/2016	@ DETROIT	W	21-18-07	4-3	17,10,10,17	17	0-4	4-4	35-27	36 / 35	20027
47	01/26/2016	@ BOSTON	W	22-18-07	6-2	10,53P,57,2,17,25	57	1-4	4-4	39-34	31 / 40	17565+
48	02/02/2016	SAN JOSE	W	23-18-07	3-2	67,47S,16	16	0-4	3-3	25-32	31 / 31	16588
49	02/04/2016	@ LOS ANGELES	W	24-18-07	4-2	15,57,16,47P	16	1-5	1-2	24-25	36 / 32	18230+
50	02/05/2016	ARIZONA	W	25-18-07	5-2	47,25,10,7,19P	10	1-7	4-5	41-25	31 / 29	17342+
51	02/08/2016	@ PITTSBURGH	L	25-19-07	2-6	15,19	62	0-2	1-1	38-35	29 / 36	18418+
52	02/09/2016	@ PHILADELPHIA	W	26-19-07	4-1	67P,67,29,7	67	1-4	6-7	26-29	31 / 35	18717
53	02/11/2016	@ COLUMBUS	O**	26-19-08	3-4	57,25,16	13	0-2	3-4	27-34	70 / 31	12117
54	02/13/2016	@ CHICAGO	W*	27-19-08	3-2	33,57,15P	15	1-3	1-2	44-23	31 / 50	22107+
55	02/15/2016	@ CALGARY	W	28-19-08	6-4	47P,25,10P,45P,67,25	67	3-3	3-5	28-37	31 / 37	19289+
56	02/16/2016	@ EDMONTON	W	29-19-08	5-3	57P,33,47,7S,10	7	1-4	2-4	31-27	31 / 33	16839+
57	02/18/2016	@ VANCOUVER	W	30-19-08	5-2	67,45P,15,42,2	15	1-3	3-4	33-21	36 / 30	18435
58	02/21/2016	CALGARY	W	31-19-08	5-2	19P,17,15,17,2P	15	2-4	4-5	33-24	36 / 1	17174+
59	02/24/2016	BUFFALO	W	32-19-08	1-0	45P	45	1-3	4-4	29-26	31 / 40	16543
60	02/26/2016	EDMONTON	W*	33-19-08	2-1	15P,67	67	1-3	3-3	34-18	31 / 33	17174+
61	02/28/2016	LOS ANGELES	W	34-19-08	4-2	10P,10P,10,57P	10	3-5	3-4	29-29	36 / 32	17174+
62	03/02/2016	MONTREAL	W**	35-19-08	3-2	88,10P	33	1-5	3-3	35-27	36 / 39	15273
63	03/03/2016	@ ARIZONA	W	36-19-08	5-1	88,67P,4P,42,10P	67	3-7	5-6	21-28	31 / 60	11999
64	03/05/2016	@ LOS ANGELES	W	37-19-08	3-2	17,57P,33P	33	2-2	4-6	22-34	31 / 32	18230+
65	03/07/2016	WASHINGTON	O**	37-19-09	1-2	15	19	0-3	4-4	28-32	70 / 36	17174+
66	03/09/2016	@ COLORADO	L	37-20-09	0-3		29	0-3	2-2	37-26	1 / 36	14292
67	03/11/2016	@ ST. LOUIS	L	37-21-09	2-5	15P,67	21	1-3	3-3	28-23	34 / 31	19412+
68	03/14/2016	NEW JERSEY	W	38-21-09	7-1	7,17,33,33,10,37,33P	17	1-3	3-3	27-25	31 / 1	15423
69	03/16/2016	NY RANGERS	L	38-22-09	1-2	88	8	0-0	3-3	23-23	32 / 36	15400
70	03/18/2016	BOSTON	W	39-22-09	4-0	88,17,47,67	88	0-2	2-2	26-38	31 / 50	16707
71	03/20/2016	@ WINNIPEG	W*	40-22-09	3-2	88P,17,33	33	1-2	3-3	33-29	36 / 34	15294+
72	03/22/2016	@ MONTREAL	L	40-23-09	3-4	33,10,33	53	0-2	1-1	35-23	39 / 36	21288+
73	03/24/2016	@ TORONTO	O*	40-23-10	5-6	88P,88P,7,16S,11	43	2-4	2-5	38-26	31 / 31	18935+
74	03/26/2016	@ OTTAWA	W*	41-23-10	4-3	15,33,47,67P	67	1-3	4-4	39-33	31 / 41	18162
75	03/28/2016	@ EDMONTON	W	42-23-10	2-1	10,11	11	0-4	3-3	25-28	36 / 33	16839+
76	03/30/2016	CALGARY	W	43-23-10	3-0	8,310,33,11,88,53,44,17P,33	88	1-3	2-3	27-26	36 / 32	16004
77	04/01/2016	VANCOUVER	L	43-24-10	2-3	42,44	26	0-1	2-2	36-28	25 / 36	16331
78	04/03/2016	DALLAS	W	44-24-10	3-1	44S,17S,17	17	0-2	4-4	24-25	36 / 31	16585
79	04/05/2016	WINNIPEG	O*	44-24-11	1-2	10P	26	1-4	3-3	28-26	34 / 36	16743
80	04/07/2016	@ LOS ANGELES	L	44-25-11	1-2	17	10	0-3	3-3	20-31	32 / 36	18511+
81	04/09/2016	@ COLORADO	W	45-25-11	5-3	4P,33,16,15P,33	15	2-4	6-7	31-32	36 / 1	17932
82	04/10/2016	@ WASHINGTON	W	46-25-11	2-0	10,37	10	0-3	3-3	21-24	31 / 31	18506+

(\* = OVERTIME, \*\* = SHOOTOUT, += SELLOUT)

# 2014-15 ANAHEIM DUCKS



**Front Row** (L-R) John Gibson, Executive Vice President/COO Tim Ryan, Senior Vice President of Hockey Operations David McNab, Executive Vice President/General Manager Bob Murray, Owner Henry Samueli, Francois Beauchemin, Ryan Getzlaf, Corey Perry, Owner Susan Samueli, CEO Michael Schulman, Director of Player Personnel Rick Paterson, Head Coach Bruce Boudreau, Frederik Andersen **Second Row** (L-R) Vice President - THE RINKS Art Trottier, Vice President of Human Resources Jay Scott, Vice President/COO Anaheim Arena Management Kevin Starkey, Goaltending Consultant Dwayne Roloson, Assistant Coach Scott Niedermayer, Sami Vatanen, Matt Beleskey, Cam Fowler, Andrew Cogliano, Assistant Coach Brad Lauer, Assistant Coach Trent Yawney, Assistant to the General Manager Dave Baseggio, Vice President/CMO Aaron Teats, Vice President of Finance/CFD Doug Heller, Vice President of Sales/CRO John Viola **Third Row** (L-R) Assistant Equipment Manager Chris Aldrich, Equipment Manager Doug Shearer, Video Coordinator Joe Piscotty, James Wisniewski, Rickard Rakell, Jakob Silfverberg, Ryan Kesler, Emerson Etem, Nate Thompson, Kyle Palmieri, Strength and Conditioning Coach Sean Skahan, Head Athletic Trainer Joe Huff, Assistant Athletic Trainer Mike Hannegan **Back Row** (L-R) Equipment Assistant Chris Kincaid, Chris Wagner, Tomas Fleischmann, Jiri Sekac, Korbinian Holzer, Clayton Stoner, Simon Despres, Hampus Lindholm, Josh Manson, Patrick Maroon, Tim Jackman, Massage Therapist James Partid

## POSTSEASON NOTES IN PLAYOFF SECTION

### THE 2014-15 REGULAR SEASON:

The Ducks finished with a 51-24-7 record for 109 points...Anaheim had the top record in the Western Conference for the second consecutive season (and second time in club history)...the Ducks posted the second-best record in franchise history, trailing only the 2013-14 club (53-20-8, 114)...Anaheim recorded its second consecutive 50-win season in franchise history and matched the club record for most road standings points (54) and wins (25-12-4)...Anaheim finished second among NHL teams in road points and road wins.

### IT'S A RECORD:

The Ducks set an NHL single-season record for most wins when trailing in the third period (at any point) and matched the NHL mark for wins when trailing after two periods...a closer look:

#### MOST WINS WHEN TRAILING AT ANY POINT IN THE THIRD PERIOD IN NHL HISTORY

TEAM	SEASON	GAMES
Anaheim	2014-15	18
Dallas	2005-06	15
Dallas	2006-07	15

#### MOST WINS WHEN TRAILING AFTER TWO PERIODS IN NHL HISTORY

TEAM	SEASON	GAMES
Anaheim	2014-15	12
Dallas	2005-06	12
Pittsburgh	2008-09	11
Vancouver	2009-10	11

### SITUATIONALLY:

The Ducks were one of two NHL teams with only one regulation loss when tied after two periods (9-1-5; third with a .767 points %)...Anaheim was also one of five teams that did not lose in regulation when leading after two (29-0-2)...in addition, the Ducks were 37-2-4 when allowing two goals-or-less in 2014-15 (18-0-2 at home, 19-2-2 on the road).

### THE GAME OF ONE:

Anaheim set an all-time NHL record with 33 wins in one-goal games (33-1-7)...the Ducks also led the NHL in winning percentage (.805) in one-goal games and were the only NHL team with fewer than four one-goal losses in regulation...Anaheim established an NHL single-season record for most consecutive one-goal games without a regulation loss (33), going 26-0-7 from Oct. 11-Feb. 23...the Ducks also set an NHL record for most consecutive home wins by a one-goal margin (discounting losses or ties), with 11 in a row (five regulation, two overtime and four shootouts) from Nov. 12-Jan. 11.

### IN THE BEGINNING:

**Frederik Andersen** joined Montreal's Bill Durnan as the fastest goaltenders in NHL history to 50 wins, accomplishing the feat in 68 career decisions on Mar. 3 at Arizona...Durnan also won 50 in 68 decisions on Dec. 16, 1944...Andersen finished the season with a 35-12-5 record with three shutouts, a 2.38 GAA and .914 SV% in 54 games, marking the second-most single-season wins in franchise history (J.S. Giguere with 36 in 2006-07).

# 2014-15 GAME-BY-GAME



#	Date	Team	W-L-OT	Record	GF-GA	Scorers	W Goal	PP	PK	SF-SA	W-L Gldtr.	Attend.
1	10/09/2014	@ PITTSBURGH	L	00-01-00	4-6	17P,10,10P,10	17	3-6	3-4	29-39	29 / 36	18633+
2	10/11/2014	@ DETROIT	W	01-01-00	3-2	15,39,15	15	0-3	2-2	26-29	31 / 35	20027
3	10/13/2014	@ BUFFALO	W	02-01-00	5-1	10P,38,39,38,17	38	1-6	3-3	44-12	31 / 34	18912
4	10/14/2014	@ PHILADELPHIA	W**	03-01-00	4-3	18,12,39	38	0-2	2-4	28-42	31 / 35	19589+
5	10/17/2014	MINNESOTA	W	04-01-00	2-1	75,10	10	0-4	3-3	26-28	31 / 35	17306+
6	10/19/2014	ST. LOUIS	W	05-01-00	3-0	39,45P,45P	39	2-3	2-2	25-28	31 / 1	15687
7	10/22/2014	BUFFALO	W	06-01-00	4-1	10,17,10,10	17	0-4	2-2	34-23	31 / 34	16067
8	10/24/2014	COLUMBUS	W	07-01-00	4-1	10P,45P,12,15	45	2-4	3-4	34-17	36 / 72	15778
9	10/26/2014	SAN JOSE	L	07-02-00	1-4	39P	8	1-5	3-5	34-37	31 / 31	16954
10	10/28/2014	@ CHICAGO	W	08-02-00	1-0	12S	12	0-1	3-3	25-38	36 / 33	21233+
11	10/30/2014	@ ST. LOUIS	L	08-03-00	0-2	2	20	0-4	3-3	24-29	34 / 36	16723
12	10/31/2014	@ DALLAS	W*	09-03-00	2-1	10,44	44	0-4	6-6	24-22	31 / 32	15343
13	11/02/2014	@ COLORADO	W	10-03-00	3-2	10,47,4	4	0-5	3-3	33-18	30 / 1	15310
14	11/05/2014	NY ISLANDERS	O*	10-03-01	2-3	39P,16	91	1-2	1-3	34-36	41 / 30	16448
15	11/07/2014	ARIZONA	O**	10-03-02	2-3	15P,39	89	1-4	3-3	39-25	41 / 31	16235
16	11/09/2014	VANCOUVER	O**	10-03-03	1-2	45P	13	1-1	3-3	29-35	31 / 31	16749
17	11/12/2014	LOS ANGELES	W**	11-03-03	6-5	4,33,17,17,15	17	0-2	2-2	49-26	30 / 32	17245+
18	11/15/2014	@ LOS ANGELES	O*	11-03-04	2-3	16,17	28	0-3	1-3	29-37	32 / 31	18230+
19	11/16/2014	FLORIDA	L	11-04-04	2-6	47,7	27	0-2	0-1	35-29	35 / 31	16128
20	11/18/2014	@ CALGARY	O**	11-04-05	3-4	45,39P,21P	23	2-3	5-5	27-19	1 / 31	18421
21	11/20/2014	@ VANCOUVER	W**	12-04-05	4-3	7,15,39	10	0-3	1-1	26-28	31 / 31	18870+
22	11/23/2014	ARIZONA	W	13-04-05	2-1	21,19	19	0-2	3-3	30-27	31 / 41	15928
23	11/25/2014	CALGARY	W	14-04-05	3-2	39,10,21	21	0-0	4-4	29-34	31 / 1	17174+
24	11/28/2014	CHICAGO	L	14-05-05	1-4	47	65	0-2	5-5	24-38	50 / 31	17355+
25	11/29/2014	@ SAN JOSE	L	14-06-05	4-6	39,10,10,15	48	0-5	3-5	34-35	31 / 31	17352
26	12/01/2014	BOSTON	W	15-06-05	3-2	45,12,39	39	0-3	3-3	28-34	31 / 40	16457
27	12/03/2014	PHILADELPHIA	W**	16-06-05	5-4	4,15,45,19P	10	1-5	1-2	33-35	31 / 35	15691
28	12/05/2014	@ MINNESOTA	W	17-06-05	5-4	17,33,17,18,39	39	0-4	2-4	21-25	31 / 35	19044+
29	12/07/2014	@ WINNIPEG	W*	18-06-05	4-3	14P,33,17P,21	21	2-6	4-6	25-30	31 / 31	15016+
30	12/10/2014	EDMONTON	W	19-06-05	2-1	39P,17	17	1-4	2-2	34-22	31 / 35	16371
31	12/12/2014	@ EDMONTON	W	20-06-05	4-2	45P,21,15,44	15	1-2	3-4	20-23	31 / 35	16839+
32	12/13/2014	@ WINNIPEG	W	21-06-05	4-1	33P,15,44S,7S	15	1-5	3-4	31-28	31 / 34	15016+
33	12/16/2014	@ TORONTO	L	21-07-05	2-6	45S,17	20	0-2	2-3	42-27	45 / 31	18953+
34	12/18/2014	@ MONTREAL	W	22-07-05	2-1	47,39	39	0-3	2-3	23-24	31 / 31	21286+
35	12/19/2014	@ OTTAWA	L	22-08-05	2-6	15,15	7	0-3	1-2	34-31	41 / 80	19443+
36	12/22/2014	SAN JOSE	W*	23-08-05	3-2	67,4,17	17	0-3	1-2	32-32	31 / 31	17405+
37	12/27/2014	@ ARIZONA	O**	23-08-06	1-2	14	19	0-1	1-1	36-29	40 / 31	13656
38	12/28/2014	VANCOUVER	W*	24-08-06	2-1	23,4	4	0-4	1-1	31-14	31 / 30	17374+
39	12/31/2014	SAN JOSE	L	24-09-06	0-3		8	0-3	7-8	28-27	31 / 31	17174+
40	01/02/2015	ST. LOUIS	W	25-09-06	4-3	15P,21,7,39	39	1-5	4-5	33-42	31 / 30	17174+
41	01/04/2015	NASHVILLE	W**	26-09-06	4-3	39,10,23	17	0-3	2-4	33-30	31 / 30	16402
42	01/07/2015	NY RANGERS	L	26-10-06	1-4	23P	61	1-3	1-1	25-30	30 / 80	17174+
43	01/11/2015	WINNIPEG	W**	27-10-06	5-4	67P,18,21P,67	45	2-5	6-6	43-32	31 / 31	17356+
44	01/14/2015	TORONTO	W	28-10-06	4-0	21P,10,10,10	21	1-2	3-3	25-28	31 / 45	16741
45	01/16/2015	NEW JERSEY	W	29-10-06	5-1	10,47,33,19,33P	47	1-3	1-2	40-15	80 / 1	17174+
46	01/17/2015	@ LOS ANGELES	W**	30-10-06	3-2	15,45P	33	1-2	2-3	31-28	31 / 32	18422+
47	01/21/2015	CALGARY	W	31-10-06	6-3	21,19,6,18,15,17	18	0-2	3-3	27-33	31 / 37	16828
48	01/27/2015	@ VANCOUVER	W	32-10-06	4-0	39,21P,67,19	39	1-3	3-3	24-17	31 / 30	18813+
49	01/29/2015	@ SAN JOSE	L	32-11-06	3-6	7,39,19	52	0-2	4-5	28-33	31 / 80	17562+
50	01/30/2015	CHICAGO	L	32-12-06	1-4	67P	2	1-3	3-3	22-33	50 / 31	17497+
51	02/03/2015	CAROLINA	W*	33-12-06	5-4	10,17P,12,10,15	15	1-4	4-4	31-32	31 / 31	16274
52	02/05/2015	@ NASHVILLE	W	34-12-06	5-2	33S,45,39,33,10	39	0-4	3-4	26-46	31 / 35	17113+
53	02/06/2015	@ WASHINGTON	O**	34-12-07	2-3	17P,10	19	1-2	1-1	25-34	31 / 80	18506+
54	02/08/2015	@ TAMPA BAY	L	34-13-07	3-5	15,45P,2	11	1-5	5-5	28-23	30 / 31	19204+
55	02/10/2015	@ FLORIDA	L	34-14-07	2-6	21P,18	5	1-3	5-8	33-26	1 / 80	8576
56	02/12/2015	@ CAROLINA	W	35-14-07	2-1	23,39	39	0-1	2-3	17-36	36 / 30	11991
57	02/15/2015	WASHINGTON	L	35-15-07	3-5	7,10,7	65	0-4	4-5	33-28	35 / 36	17252+
58	02/18/2015	TAMPA BAY	L	35-16-07	1-4	19	9	0-2	3-3	25-32	30 / 36	17284+
59	02/20/2015	@ CALGARY	W	36-16-07	6-3	7,23,15,21,33,47	21	0-1	4-5	38-28	36 / 1	19289+
60	02/21/2015	@ EDMONTON	W	37-16-07	2-1	23P,15	15	1-1	2-2	21-27	36 / 30	16839+
61	02/23/2015	DETROIT	W**	38-16-07	4-3	7,16,23	33	0-4	4-5	25-38	36 / 35	17174+
62	02/25/2015	OTTAWA	L	38-17-07	0-3		22	0-2	4-4	25-34	30 / 36	16673
63	02/27/2015	LOS ANGELES	W	39-17-07	4-2	17,16,10,10	10	0-1	1-1	32-22	36 / 31	17413+
64	03/01/2015	@ DALLAS	W	40-17-07	3-1	10,3,15	3	0-1	2-3	22-40	36 / 1	17657
65	03/03/2015	@ ARIZONA	W	41-17-07	4-1	17S,7,33,7S	7	0-0	2-2	35-30	31 / 41	11387
66	03/04/2015	MONTREAL	W	42-17-07	3-1	23,67,4S	67	0-1	2-3	33-38	36 / 31	17174+
67	03/06/2015	PITTSBURGH	L	42-18-07	2-5	14,10	72	0-3	4-4	29-21	1 / 31	17310+
68	03/09/2015	@ VANCOUVER	L	42-19-07	1-2	16	9	0-3	1-1	30-16	31 / 31	18557
69	03/11/2015	@ CALGARY	L	42-20-07	3-6	15,15P,47	23	1-3	4-6	32-23	31 / 36	19289+
70	03/13/2015	@ MINNESOTA	W	43-20-07	2-1	23,33	33	0-3	4-5	24-33	36 / 40	19045+
71	03/15/2015	NASHVILLE	W	44-20-07	4-2	15,21,44,4P	44	1-3	2-3	28-27	36 / 35	17295+
72	03/18/2015	LOS ANGELES	W*	45-20-07	3-2	19,33,17	17	0-3	2-3	26-31	36 / 32	17174+
73	03/20/2015	COLORADO	W*	46-20-07	3-2	46,67,10	10	0-3	1-1	40-24	31 / 1	17313+
74	03/22/2015	@ NY RANGERS	L	46-21-07	2-7	10,10	62	0-1	1-2	38-29	33 / 31	18006+
75	03/24/2015	@ COLUMBUS	L	46-22-07	3-5	17P,7,39	71	1-5	2-3	40-27	72 / 36	14044
76	03/26/2015	@ BOSTON	W*	47-22-07	3-2	19,10,15	15	0-2	2-4	32-29	31 / 40	15765+
77	03/28/2015	@ NY ISLANDERS	W	48-22-07	3-2	67,21,7	7	0-0	4-4	24-31	31 / 30	16170+
78	03/29/2015	@ NEW JERSEY	W	49-22-07	2-1	17,23	23	0-1	2-2	25-27	36 / 35	15987
79	04/01/2015	EDMONTON	W	50-22-07	5-1	23,44,10,24,4	44	0-1	3-3	27-23	31 / 30	17174+
80	04/03/2015	COLORADO	L	50-23-07	2-4	46,67	9	0-3	3-4	37-23	20 / 36	17201+
81	04/08/2015	DALLAS	L	50-24-07	0-4		38	0-1	2-3	19-32	1 / 31	17252+
82	04/11/2015	@ ARIZONA	W	51-24-07	2-1	15,33	33	0-3	3-3	38-24	31 / 41	15733

(\* = OVERTIME, \*\* = SHOOTOUT, + = SELLOUT)



# 2013-14 ANAHEIM DUCKS



**FRONT ROW** (L-R) Jonas Hiller, Executive Vice President/COO Tim Ryan, Senior Vice President of Hockey Operations David McNab, Executive Vice President/General Manager Bob Murray, Owner Henry Samueli, Teemu Selanne, Ryan Getzlaf, Saku Koivu, Owner Susan Samueli, CEO Michael Schulman, Director of Player Personnel Rick Paterson, Head Coach Bruce Boudreau, Frederik Andersen **SECOND ROW** (L-R) Vice President - THE RINKS Art Trottier, Vice President of Sales/CRO John Viola, Vice President of Human Resources Jay Scott, Vice President/COO Anaheim Arena Management Kevin Starkey, Assistant Coach Scott Niedermayer, Nick Bonino, Francois Beauchemin, Cam Fowler, Andrew Cogliano, Assistant Coach Bob Woods, Assistant Coach Brad Lauer, Vice President/CMO Aaron Teats, Vice President of Finance/CFO Doug Heller, AAM Vice President of Finance Angela Wergechik **THIRD ROW** (L-R) Assistant Equipment Manager Chris Aldrich, Equipment Manager Doug Shearer, Goaltending Consultant Dwayne Roloson, Video Coordinator Joe Piscotty, Matt Beleskey, Stephane Robidas, Jakob Silfverberg, Mathieu Perreault, Kyle Palmieri, Sami Vatanen, Strength & Conditioning Coach Sean Skahan, Head Athletic Trainer Joe Huff, Assistant Athletic Trainer Mike Haneggan **BACK ROW** (L-R) Equipment Assistant Chris Kincaid, Mark Fistrich, Tim Jackman, Ben Lovejoy, Patrick Maroon, Corey Perry, Bryan Allen, Hampus Lindholm, Daniel Winnik, Luca Sbisa, Rickard Rakell, Massage Therapist James Partida

## POSTSEASON NOTES IN PLAYOFF SECTION

### THE 2013-14 SEASON:

The Anaheim Ducks concluded the 2013-14 regular season with a record of 54-20-8, the best mark in club history...the Ducks finished with the top record in the Western Conference for the first time in franchise history and set season records for standings points (116), wins (54) and win/points percentage (.707)...the Ducks led the league in goals (263) for the first time in club history (excludes shootout tallies)...Anaheim established season bests for goals (263; previously 254 in 2006-07), wins (54; previously 48, 2006-07), home wins (29; previously 28, 2007-08), road wins (25; previously 22, 2008-09 and 2006-07), home points (62; previously 61, 2006-07) and road points (54; previously 49, 2006-07).

### EXCLUSIVE COMPANY:

Of the Ducks' 54 wins, 51 came in regulation/overtime (ROW)...Anaheim and Boston (also 51 wins in 2013-14) are the only two NHL teams to record as many ROWs since 2005-06 (Detroit, 54).

### COMEBACKS COMMON:

Anaheim posted 26 comeback wins in 2013-14, the most in the NHL since 2005-06 (Detroit and Nashville, 26)...the Ducks went 23-15-2 (.575 points percentage) when the opponent scored first, the most wins and best points percentage of any team in such situations in 2013-14.

### HISTORIC STREAK:

Anaheim won 18 of 19 games (18-1-0) from Dec. 6-Jan. 15 to join Montreal (18-1-0, 1967-68) as the only two NHL teams to win 18+ games in a 19-game span.

### HOME/ROAD:

The Ducks went a franchise-best 29-8-4 at Honda Center, setting a club record for home wins and home standings points (62) in a single season... Anaheim became the fourth team in 40 NHL seasons (since 1973-74) to record points in each of its first 22-plus home games (20-0-2) from Oct. 13-Jan. 15, joining PHI (19-0-7, 1979-80), NYI (19-0-4, 1978-79) and SJ (20-0-2, 2008-09) in that category...the Ducks, who were the last NHL team to suffer a home loss in regulation (Jan. 21 vs. WPG), established a club record with eight straight home wins to open a season...away from Honda Center, the Ducks concluded their road schedule setting franchise records for wins (25; previously 22, 2008-09 and 2006-07), points (54; previously 49, 2006-07), and goals (123; previously 115, 2008-09).

### THE FINAL SEASON:

The NHL's oldest active player and oldest to ever compete in a Ducks uniform at 43 years and 92 days at the start of 2013-14, **Teemu Selanne** finished his regular-season career ranked 11th among all-time leaders in goals, tied for 37th in all-time assists, 15th in all-time scoring, third in all-time PPG, tied for third with Brett Hull in all-time GWG (110) and 22nd in all-time games...Selanne is the club's all-time leader in scoring (988), goals (457), assists (531), games (966), plus/minus (+120), PPG (182), PPP (410), GWG (77), shots (2,964) and OT goals (6).



# 2013-14 GAME-BY-GAME



#	Date	Team	W-L-OT	Record	GF-GA	Scorers	W Goal	PP	PK	SF-SA	W-L	Gldr.	Attend.
1	10/02/2013	@ COLORADO	L	00-01-00	1-6	33	9	0-2	2-4	36-29	1 / 35	18007+	
2	10/05/2013	@ MINNESOTA	W*	01-01-00	4-3	11,13P,33,22	22	1-3	2-4	30-33	1 / 32	18213+	
3	10/06/2013	@ WINNIPEG	W	02-01-00	3-2	22,7,10	10	0-4	2-3	34-17	35 / 31	15004+	
4	10/10/2013	NY RANGERS	W	03-01-00	6-0	15,33,34,33,11,17	15	0-6	2-2	37-34	1 / 30	17179+	
5	10/13/2013	OTTAWA	W	04-01-00	4-1	10,15,10,13	15	0-6	1-1	56-31	1 / 41	17177+	
6	10/16/2013	CALGARY	W	05-01-00	3-2	17,21,8	8	0-2	4-4	22-35	35 / 35	14051	
7	10/18/2013	PHOENIX	W**	06-01-00	3-2	8,13	33	0-4	6-6	39-32	1 / 41	13206	
8	10/20/2013	DALLAS	W	07-01-00	6-3	8P,10,10P,65S,15,22	65	2-5	3-4	47-36	31 / 1	14531	
9	10/22/2013	@ TORONTO	L	07-02-00	2-4	17,22	81	0-4	2-3	25-23	45 / 1	19408+	
10	10/24/2013	@ MONTREAL	L	07-03-00	1-4	62	14	0-3	4-6	32-25	31 / 1	21273+	
11	10/25/2013	@ OTTAWA	W	08-03-00	2-1	62,15	15	0-5	3-4	28-27	31 / 41	17590	
12	10/27/2013	@ COLUMBUS	W	09-03-00	4-3	15,74,65P,10	10	1-5	1-1	32-21	31 / 72	10542	
13	10/29/2013	@ PHILADELPHIA	W	10-03-00	3-2	7,21,21	21	0-2	2-3	37-28	1 / 35	19615+	
14	10/31/2013	@ BOSTON	O**	10-03-01	2-3	77,22	12	0-4	1-2	23-23	40 / 1	17565+	
15	11/02/2013	@ BUFFALO	W	11-03-01	6-3	15,45,65,10,65,10	10	0-3	1-2	29-17	1 / 1	19070+	
16	11/04/2013	@ NY RANGERS	W	12-03-01	2-1	10,21	21	0-2	3-3	25-33	31 / 30	18006+	
17	11/06/2013	PHOENIX	W	13-03-01	5-2	47,15P,10,4P,7	10	2-4	3-4	29-26	1 / 41	14045	
18	11/08/2013	BUFFALO	W	14-03-01	6-2	15P,4P,15,15,17,7	15	2-2	2-2	46-27	31 / 39	15577	
19	11/10/2013	VANCOUVER	W	15-03-01	3-1	10,13,7	13	0-2	2-2	23-36	31 / 31	17174+	
20	11/12/2013	@ FLORIDA	L	15-04-01	2-3	7,47	24	0-3	4-4	34-25	30 / 31	13354	
21	11/14/2013	@ TAMPA BAY	L	15-05-01	1-5	65	26	0-3	0-2	25-20	30 / 1	17763	
22	11/15/2013	@ CAROLINA	O**	15-05-02	2-3	10,17P	58	1-3	2-3	30-23	35 / 35	14802	
23	11/18/2013	@ PITTSBURGH	L	15-06-02	1-3	15	16	0-1	3-3	28-27	29 / 35	18614+	
24	11/20/2013	NEW JERSEY	O*	15-06-03	3-4	39,13P,15P	19	2-5	2-4	25-25	30 / 1	14306	
25	11/22/2013	TAMPA BAY	W*	16-06-03	1-0	15	15	0-3	6-6	42-31	1 / 30	16648	
26	11/23/2013	@ PHOENIX	W	17-06-03	4-2	17P,17,10,45P	10	2-4	4-4	27-44	1 / 41	13490	
27	11/26/2013	@ DALLAS	L	17-07-03	3-6	65,13,17P	16	1-2	3-3	31-33	39 / 1	15792	
28	11/29/2013	CALGARY	W	18-07-03	5-2	45,10,17P,7,17	17	1-4	0-0	42-21	21 / 20	17174+	
29	11/30/2013	@ SAN JOSE	O**	18-07-04	3-4	10,51,6	8	0-3	5-5	31-35	31 / 1	17562+	
30	12/03/2013	LOS ANGELES	O**	18-07-05	2-3	15,10P	74	1-6	5-5	28-51	31 / 1	17294+	
31	12/06/2013	@ CHICAGO	W**	19-07-05	3-2	10,15P	21	1-1	2-3	26-25	1 / 31	21586+	
32	12/07/2013	@ ST. LOUIS	W	20-07-05	5-2	7,10P,15,13,28	15	1-2	5-5	23-28	31 / 41	17646	
33	12/09/2013	NY ISLANDERS	W	21-07-05	5-2	11,7,45,10,10P	4	1-2	3-4	31-37	1 / 45	14830	
34	12/11/2013	MINNESOTA	W	22-07-05	2-1	51,10	10	0-2	0-1	31-24	1 / 37	15252	
35	12/15/2013	EDMONTON	W	23-07-05	3-2	13,17	17	0-2	2-2	34-25	1 / 30	16301	
36	12/17/2013	@ DETROIT	W	24-07-05	5-2	33,13,10,45,11	10	0-3	2-2	30-18	1 / 50	20066+	
37	12/20/2013	@ NEW JERSEY	W*	25-07-05	3-2	4,22,21	21	0-4	2-3	24-21	1 / 35	15723	
38	12/21/2013	@ NY ISLANDERS	W	26-07-05	5-3	15,15,22,21,15	21	0-2	1-1	31-21	31 / 20	13108	
39	12/23/2013	@ WASHINGTON	W	27-07-05	3-2	7,11,47	47	0-4	4-5	29-19	1 / 31	18506+	
40	12/28/2013	PHOENIX	W*	28-07-05	3-2	115,117	11	0-3	2-2	41-25	1 / 1	17442+	
41	12/29/2013	@ SAN JOSE	L	28-08-05	1-3	62	39	0-1	2-2	31-23	31 / 31	17562+	
42	12/31/2013	SAN JOSE	W	29-08-05	6-3	21,23,13P,39,15,75	39	1-3	3-5	38-36	1 / 31	17424+	
43	01/03/2014	EDMONTON	W	30-08-05	5-2	21,6,6,18,7	6	0-8	3-3	37-18	1 / 30	17174+	
44	01/05/2014	VANCOUVER	W*	31-08-05	4-3	11,39,13,10P	10	1-3	1-3	49-20	1 / 31	17174+	
45	01/07/2014	BOSTON	W	32-08-05	5-2	22P,10P,7S,13P,22	7	3-3	3-3	20-32	1 / 40	17238+	
46	01/09/2014	@ NASHVILLE	W	33-08-05	4-3	15,15,10,8P	8	1-4	3-3	28-26	31 / 39	15892	
47	01/11/2014	@ PHOENIX	W	34-08-05	5-3	47,45,17,15,47P	15	1-3	5-6	30-31	1 / 1	13289	
48	01/12/2014	DETROIT	W	35-08-05	1-0	7	7	0-4	5-5	23-22	1 / 34	17375+	
49	01/15/2014	VANCOUVER	W	36-08-05	9-1	7,8P,10,13P,13P,33P,10,8P,45P	8	6-11	2-3	44-32	31 / 31	17145	
50	01/17/2014	@ CHICAGO	L	36-09-05	2-4	15,21	29	0-2	5-5	21-35	50 / 1	22064+	
51	01/18/2014	@ ST. LOUIS	W	37-09-05	3-2	15,39,4P	4	1-3	3-4	21-36	31 / 1	19910+	
52	01/21/2014	WINNIPEG	L	37-10-05	2-3	4P,13	9	1-4	2-2	42-21	31 / 1	15046	
53	01/23/2014	LOS ANGELES	W	38-10-05	2-1	17P,62	62	1-5	4-4	21-31	31 / 32	17503+	
54	01/25/2014	@ LOS ANGELES	W	39-10-05	3-0	10,39,7	10	0-3	4-4	21-36	1 / 32	54099	
55	01/28/2014	MINNESOTA	L	39-11-05	2-4	17,22P	11	1-3	4-5	33-33	35 / 1	15020	
56	01/30/2014	PHILADELPHIA	W	40-11-05	5-3	62,15,10,34S,11	34	0-1	3-4	28-30	31 / 35	16007	
57	02/01/2014	DALLAS	L	40-12-05	0-2	1	6	0-3	3-3	26-27	39 / 1	17174+	
58	02/03/2014	COLUMBUS	L	40-13-05	2-4	22,15	71	0-2	3-5	36-33	72 / 31	14044	
59	02/05/2014	CHICAGO	L	40-14-05	0-2	1	81	0-5	2-2	29-25	50 / 1	17446+	
60	02/08/2014	@ NASHVILLE	W	41-14-05	5-2	15,10P,65,22,15	65	1-3	2-3	24-38	1 / 30	17139+	
61	02/28/2014	ST. LOUIS	W	42-14-05	1-0	7	7	0-3	3-3	19-18	1 / 1	17369+	
62	03/02/2014	CAROLINA	W	43-14-05	5-3	10,23,10,75,33	7	0-3	6-6	34-52	31 / 30	17174+	
63	03/05/2014	MONTREAL	O**	43-14-06	3-4	18,23P,34	79	1-6	5-5	42-31	35 / 1	17174+	
64	03/07/2014	PITTSBURGH	O**	43-14-07	2-3	10,10	16	0-3	2-3	31-27	29 / 1	17518+	
65	03/10/2014	TORONTO	L	43-15-07	1-3	10	81	0-4	1-2	44-23	45 / 31	17229+	
66	03/12/2014	@ CALGARY	L	43-16-07	2-7	7,13	13	0-2	3-4	22-25	37 / 1	19289+	
67	03/14/2014	@ COLORADO	W	44-16-07	6-4	34,21,21,10,6,22	6	0-4	3-5	33-38	1 / 1	18030+	
68	03/15/2014	@ LOS ANGELES	W	45-16-07	2-1	18,62	62	0-3	2-3	20-38	31 / 31	18278+	
69	03/18/2014	WASHINGTON	L	45-17-07	2-3	6,22	8	0-5	1-3	45-30	41 / 1	17174+	
70	03/20/2014	@ SAN JOSE	L	45-18-07	2-3	22P,8	88	1-2	2-3	18-28	31 / 31	17562+	
71	03/23/2014	FLORIDA	W	46-18-07	6-2	62P,8,33S,21,10,15	33	1-3	1-1	40-30	1 / 39	17281+	
72	03/26/2014	@ CALGARY	W	47-18-07	3-2	13P,22,7	7	1-2	1-1	34-34	1 / 31	19289+	
73	03/28/2014	@ EDMONTON	O*	47-18-08	3-4	13,62,22	21	0-4	1-1	51-23	30 / 1	16839+	
74	03/29/2014	@ VANCOUVER	W	48-18-08	5-1	5,39,11,10,22P	39	1-5	3-3	21-32	31 / 31	18910+	
75	03/31/2014	WINNIPEG	W*	49-18-08	5-4	13,15P,47,10,19	19	1-1	2-3	36-37	31 / 31	17174+	
76	04/02/2014	EDMONTON	W	50-18-08	3-2	10,10,23	23	0-3	2-3	26-32	31 / 35	17174+	
77	04/04/2014	NASHVILLE	L	50-19-08	2-5	21,34	12	0-3	4-4	29-24	35 / 1	17174+	
78	04/06/2014	@ EDMONTON	L	50-20-08	2-4	33,10P	19	1-5	2-3	36-28	35 / 1	16839+	
79	04/07/2014	@ VANCOUVER	W	51-20-08	3-0	34S,21,39	34	0-1	3-3	23-18	36 / 31	18910+	
80	04/09/2014	SAN JOSE	W	52-20-08	5-2	10,62,62,39,33S	62	0-3	5-5	30-38	36 / 31	17322+	
81	04/12/2014	@ LOS ANGELES	W**	53-20-08	4-3	13,77,39	77	0-4	4-4	24-30	31 / 32	18372+	
82	04/13/2014	COLORADO	W*	54-20-08	3-2	62,11,13	13	0-2	1-1	36-31	36 / 35	17528+	

(\* = OVERTIME, \*\* = SHOOTOUT, + = SELLOUT)

# 2012-13 ANAHEIM DUCKS



**Front Row (L-R)** Jonas Hiller, Executive Vice President /COO Tim Ryan, Senior Vice President of Hockey Operations David McNab, Executive Vice President/General Manager Bob Murray, Owner Henry Samueli, Teemu Selanne, Ryan Getzlaf, Saku Koivu, Owner Susan Samueli, CEO Michael Schulman, Director of Player Personnel Rick Paterson, Head Coach Bruce Boudreau, Viktor Fasth **Second Row (L-R)** Vice President - THE RINKS Art Trottier, Vice President of Human Resources Jay Scott, Vice President/COO Anaheim Arena Management Kevin Starkey, Video Coordinator Joe Piscotty, Assistant Coach Scott Niedermayer, Andrew Cogliano, Cam Fowler, Francois Beauchemin, Bobby Ryan, Daniel Winnik, Assistant Coach Bob Woods, Assistant Coach Brad Lauer, Vice President/CMO Aaron Teats, Vice President of Finance/CFO Doug Heller, AAM Vice President of Finance Angela Wergechik **Third Row (L-R)** Assistant Equipment Manager Chris Aldrich, Equipment Manager Doug Shearer, Goaltending Consultant Pete Peeters, Kyle Palmieri, Matt Beleskey, Sheldon Souray, Corey Perry, Toni Lydman, Emerson Etem, Matthew Lombardi, Strength & Conditioning Coach Sean Skahan, Head Athletic Trainer Tim Clark, Assistant Athletic Trainer Mike Hanneagan **Back Row (L-R)** Equipment Assistant Chris Kincaid, Brad Staubitz, Radek Dvorak, Luca Sbisa, David Steckel, Bryan Allen, Ben Lovejoy, Peter Holland, Nick Bonino, Massage Therapist James Partida

## POSTSEASON NOTES IN PLAYOFF SECTION

### A RECORD-BREAKING SEASON:

The Anaheim Ducks won their second Pacific Division title with a 30-12-6 record for 66 points, marking their best winning percentage in club history (.688 over 2007's .671)...the 2012-13 Ducks also had the best points percentage in club history on the road with a 14-5-5 (.688) mark, also ahead of the 2007 team (.598)...the Ducks finished second in the Western Conference and third overall in the NHL, behind only Chicago and Pittsburgh...the club's third-place finish in the overall league standings was the highest in club history.

### COMEBACKS:

The Ducks rallied from deficits 15 times to win a game, including a 12-10-2 record when opponents scored first...Anaheim, Pittsburgh (11-6-0) and Chicago (10-5-4) were the first NHL teams since 2009-10 to have a record over .500 in such situations...the last team prior to 2012-13 was Bruce Boudreau's Washington Capitals (16-8-6 in 2009-10)...the Ducks lost only two games in regulation when scoring the first goal (18-2-4).

### HOME SWEET HOME:

Anaheim won 13 consecutive games at Honda Center from Jan. 26-Mar. 20, 2013, the longest home streak in franchise history...the consecutive wins matched the NHL's second-longest home win streak since 2009-10 (also Washington at 13 games in 2010-

11 under Boudreau...Detroit had an NHL-record 23-game streak in 2011-12)...**Ryan Getzlaf's** 9-21=30 points earned at home ranked tied for third in the NHL.

### HERE TO STAY:

On Mar. 8 and Mar. 18, 2013, **Ryan Getzlaf** and **Corey Perry** signed respective eight-year contract extensions through the 2020-21 season...Getzlaf led Anaheim in points, goals and assists (15-34=49), while ranking tied for 10th among NHL leaders in scoring and tied for eighth in assists...Getzlaf had a career-high 12-game scoring streak at Honda Center from Feb. 1-Mar. 20, 2013, scoring 7-15=22 points (+12)...Perry ranked second among team leaders with 36 points, led in PPG (5) and co-led in goals (15) and GWG (5)...his five GWG ranked tied for sixth in the NHL.

### #8:

**Teemu Selanne** recorded two four-point games in 2012-13, just the third and fourth time an NHL player 42 years or older accomplished the feat...Selanne scored 1-3=4 points on Feb. 9, 2013 at St. Louis (at 42 years, 326 days) and 2-2=4 points on Jan. 19, 2013 at Vancouver, joining Gordie Howe (42 years, 326 days) with 1-3=4 points for Detroit on Feb. 20, 1971 vs. Buffalo, and Tim Horton (42 years, 3 days) with 0-4=4 points for Pittsburgh on Jan. 15, 1972 vs. Philadelphia.

# 2012-13 GAME-BY-GAME



#	Date	Team	W-L-OT	Record	GF-GA	Scorers	W Goal	PP	PK	SF-SA	W-L	GltDr.	Attend.
1	01/19/2013	@ VANCOUVER	W	01-00-00	7-3	34,44P,34,10P,51,8P,8	10	3-3	2-4	26-29	1 / 35	18910+	
2	01/21/2013	@ CALGARY	W	02-00-00	5-4	15,11,34,34,15	15	0-2	1-3	24-25	1 / 34	19289+	
3	01/25/2013	VANCOUVER	L	02-01-00	0-5		22	0-2	6-9	30-34	35 / 1	17529+	
4	01/26/2013	NASHVILLE	W**	03-01-00	3-2	9,34	10	0-4	3-3	22-21	30 / 35	17174+	
5	01/29/2013	@ SAN JOSE	O**	03-01-01	2-3	23,39	26	0-4	2-2	30-18	31 / 1	17562+	
6	02/01/2013	MINNESOTA	W	04-01-01	3-1	51,51,9P	51	1-2	1-1	31-27	30 / 32	13007	
7	02/02/2013	LOS ANGELES	W	05-01-01	7-4	13,13,15,44P,51P,13P,8	51	3-4	2-4	25-34	1 / 45	17436+	
8	02/04/2013	SAN JOSE	W	06-01-01	2-1	11,44	44	0-6	6-6	32-26	30 / 1	14324	
9	02/06/2013	@ COLORADO	W	07-01-01	3-0	44,11P,23	44	1-3	1-1	20-31	30 / 1	13776	
10	02/08/2013	@ DALLAS	L	07-02-01	1-3	13	14	0-3	3-5	21-28	32 / 1	18112	
11	02/09/2013	@ ST. LOUIS	W**	08-02-01	6-5	9,8,7,9,11	13	0-1	0-2	23-31	30 / 1	18835	
12	02/12/2013	@ CHICAGO	W**	09-02-01	3-2	15P,7	10	1-5	5-6	31-30	30 / 50	21188+	
13	02/15/2013	@ DETROIT	W	10-02-01	5-2	39,10,7,9,7	7	0-3	3-4	37-28	30 / 35	20066+	
14	02/16/2013	@ NASHVILLE	W**	11-02-01	3-2	39,62	10	0-2	5-5	22-34	30 / 35	17322+	
15	02/18/2013	COLUMBUS	W	12-02-01	3-2	74P,15,10P	10	2-3	3-3	29-27	1 / 72	14713	
16	02/24/2013	COLORADO	W*	13-02-01	4-3	10,8P,15P,10P	10	3-5	4-5	39-23	1 / 35	17174+	
17	02/25/2013	@ LOS ANGELES	L	13-03-01	2-5	7,11P	26	1-3	1-2	26-25	32 / 30	18118+	
18	02/27/2013	NASHVILLE	W	14-03-01	5-1	13,51,51,51P,11P	51	2-3	2-2	28-21	30 / 35	13630	
19	03/01/2013	MINNESOTA	W	15-03-01	3-2	15,8,39	39	0-1	3-3	29-33	1 / 35	15264	
20	03/02/2013	@ PHOENIX	O**	15-03-02	4-5	7,7,7,11P	15	1-3	0-0	35-37	41 / 30	15227	
21	03/04/2013	@ PHOENIX	O**	15-03-03	4-5	39,15S,10P,9	23	1-2	3-4	31-40	41 / 1	11024	
22	03/05/2013	PHOENIX	W	16-03-03	2-0	10,15	10	0-1	3-3	24-18	1 / 1	13456	
23	03/08/2013	CALGARY	W	17-03-03	4-0	34,9,44,15	34	0-0	2-2	24-29	30 / 34	15839	
24	03/10/2013	ST. LOUIS	W	18-03-03	4-2	7S,9,10P,10	10	1-7	2-3	22-31	1 / 41	17174+	
25	03/12/2013	@ MINNESOTA	W	19-03-03	2-1	62,5	5	0-3	4-5	21-31	1 / 32	18808+	
26	03/14/2013	@ DALLAS	W**	20-03-03	2-1	7	9	0-3	5-5	30-34	1 / 32	15775	
27	03/16/2013	@ ST. LOUIS	O*	20-03-04	1-2	11	25	0-2	2-3	28-21	34 / 1	19593+	
28	03/18/2013	SAN JOSE	W	21-03-04	5-3	23,74,6S,15S,23	15	0-1	3-3	28-35	30 / 31	14441	
29	03/20/2013	CHICAGO	W	22-03-04	4-2	74,9,8,44	8	0-1	1-2	26-24	1 / 50	17610+	
30	03/22/2013	DETROIT	L	22-04-04	1-5	8	13	0-3	1-2	34-23	35 / 30	17174+	
31	03/24/2013	DETROIT	L	22-05-04	1-2	15P	20	1-3	4-5	34-21	35 / 1	17427+	
32	03/25/2013	SAN JOSE	L	22-06-04	3-5	6S,23,10	15	0-2	5-5	27-39	31 / 30	16083	
33	03/27/2013	@ SAN JOSE	L	22-07-04	0-4		8	0-2	2-3	22-29	31 / 1	17562+	
34	03/29/2013	@ CHICAGO	W	23-07-04	2-1	10,44	44	0-1	3-4	24-26	1 / 30	22105+	
35	03/31/2013	@ COLUMBUS	O*	23-07-05	1-2	6S	5S	0-2	1-1	30-18	72 / 1	13185	
36	04/01/2013	@ DALLAS	W	24-07-05	4-0	9P,10,39,8	9	1-2	4-4	30-26	30 / 32	13748	
37	04/03/2013	DALLAS	W	25-07-05	5-2	18,8P,51,15,7	51	1-1	0-0	27-25	30 / 32	15165	
38	04/05/2013	DALLAS	L	25-08-05	1-3	7	24	0-4	6-6	28-25	32 / 30	16884	
39	04/07/2013	LOS ANGELES	W**	26-08-05	4-3	51,10,39P	11	1-4	1-2	22-38	30 / 45	17494+	
40	04/08/2013	EDMONTON	W	27-08-05	2-1	18,18	18	0-5	3-3	38-28	1 / 40	15148	
41	04/10/2013	COLORADO	L	27-09-05	1-4	8	92	0-3	1-2	22-28	35 / 1	14646	
42	04/13/2013	@ LOS ANGELES	L	27-10-05	1-2	15S	10	0-1	5-6	20-18	32 / 30	18473+	
43	04/17/2013	COLUMBUS	O*	27-10-06	2-3	45P,20	51	1-3	3-3	28-28	72 / 30	15074	
44	04/19/2013	@ CALGARY	L	27-11-06	1-3	10	16	0-2	3-3	33-31	34 / 1	19289+	
45	04/21/2013	@ EDMONTON	W	28-11-06	3-1	4P,51,10	51	1-5	4-4	30-28	1 / 40	16839+	
46	04/22/2013	@ EDMONTON	W	29-11-06	3-0	15P,18,4S	15	1-3	3-3	28-24	30 / 35	16839+	
47	04/25/2013	@ VANCOUVER	W	30-11-06	3-1	39P,25,7S	25	1-3	3-4	30-29	1 / 1	18910+	
48	04/27/2013	PHOENIX	L	30-12-06	3-5	8,23P,9	17	1-4	2-2	46-31	1 / 30	17442+	

(\* = OVERTIME, \*\* = SHOOTOUT, + = SELLOUT)

# 2011-12 ANAHEIM DUCKS



**Front Row (L-R)** Jonas Hiller, Executive Vice President/COO Tim Ryan, Senior Vice President of Hockey Operations David McNab, Executive Vice President/General Manager Bob Murray, Owner Henry Samueli, Teemu Selanne, Ryan Getzlaf, Saku Koivu, Owner Susan Samueli, CEO Michael Schulman, Head Coach Bruce Boudreau, Dan Ellis, Jeff Deslauriers. **Second Row (L-R)** Vice President - The Rinks Art Trotter, Vice President of Human Resources Jay Scott, AAM Vice President of Operations Kevin Starkey, Director of Player Personnel Rick Paterson, Video Coordinator Joe Piscotty, Francois Beauchemin, Jason Blake, Lubomir Visnovsky, Andrew Cogliano, Assistant Coach Bob Woods, Assistant Coach Brad Lauer, Vice President of Multi-Media and Community Development Aaron Teats, Vice President of Finance/CFO Doug Heller, AAM Vice President of Finance Angela Wergechik. **Third Row (L-R)** Assistant Equipment Manager Chris Aldrich, Equipment Manager Doug Shearer, Goaltending Consultant Pete Peeters, Niklas Hagman, Bobby Ryan, Corey Perry, Toni Lydman, Sheldon Brookbank, Cam Fowler, Strength & Conditioning Coach Sean Skahan, Head Athletic Trainer Tim Clark, Assistant Athletic Trainer Rick Burrill. **Back Row (L-R)** Equipment Assistant Chris Kincaid, Kyle Palmieri, Devante Smith-Pelly, Nate Guenin, George Parros, Luca Sbisa, Nick Bonino, Matt Beleskey, Rod Pelley, Massage Therapist James Partida.

## 2011-12:

The Anaheim Ducks finished the 2011-12 season with a 34-36-12 mark for 80 points...the club had the fifth-best record in the Western Conference with 54 points (24-15-6) from Jan. 1 to the end of the season...the club went 14-6-1 in its last 21 contests played at Honda Center (.690 win percentage)...over the last 44 games overall, Anaheim went 24-14-6...from the start of 2012, Corey Perry ranked fourth in goals with 23 (PIT's Malkin had 35, TB's Stamkos had 34 and NJ's Kovalchuk had 24)...in addition, **Jonas Hiller** co-led the league in starts and appearances (41), and ranked sixth in wins (20) and GAA (2.11).

## BREAKING RECORDS

**Teemu Selanne** (41 years old) completed his 20th NHL season and 13th with the Ducks, scoring 26-40=66 points in 82 games...his 26 goals made him the second-oldest player in NHL history to have 26+ goals in a single season...Selanne joined Gordie Howe as the oldest two players to have at least 60 points in one season...in addition, Selanne's 17, 20+goal seasons tied for the fifth-most in NHL history (many players)...his 82 games played made him the oldest player in NHL history (41 yrs, 279 days) to have appeared in all 82 games in a single season...only Nicklas Lidstrom (40 yrs, 347 days in 2010-11), Dave Andreychuk (40 yrs, 187 days in 2003-04), Mark Messier (40 yrs, 79 days in 2000-01) and Ron Francis (40 yrs, 36 days in 2002-03) appeared in all 82 games above the age 40.

## BOUDREAU TAKES THE REINS

**Bruce Boudreau** was named the eighth head coach of the Anaheim Ducks on Nov. 30...the Ducks were 27-23-8 under his leadership...he finished the 2011-12 season with a 228-111-48 record in 387 career NHL games with both Anaheim and Washington for a .651 win percentage.

## ANOTHER BIG YEAR

**Corey Perry** led the Ducks with 37 goals, leading all Western Conference players and ranking tied for sixth in the NHL...the 2010-11 Hart Trophy Winner had 15 goals in his last 32 games (post All-Star break)...Perry also ranked tied for third in the NHL in PPG (14).

## MORE SELANNE

**Teemu Selanne** surpassed Luc Robitaille on Mar. 25 vs. Boston for sole possession of fourth in all-time PPG at 248...in addition, his GWG on Mar. 14 vs. Detroit accounted for his 1,400th career point, as he became just the third European-born player to reach the milestone (Jaromir Jagr 1,653 and Stan Mikita, 1,467)...on Mar. 12, Selanne's goal moved him past childhood idol and fellow Finn Jari Kurri (1,398 career points) for sole possession of 19th in all-time points (second among active players behind Jagr)...at the close of the season, Selanne ranked 12th on the NHL's all-time goal scoring list (second among active players behind Jagr), 42nd in assists (fourth among active players) and sixth in career GWG (second among active players behind Jagr).

# 2011-12 GAME-BY-GAME




#	Date	Team	W-L-OT	Record	GF-GA	Scorers	W Goal	PP	PK	SF-SA	W-L Gtldr.	Attend.	
1	10/07/2011	@ BUFFALO (Helsinki)	L	00-01-00	1-4	3	23	0-5	2-4	30-25	30 / 1	13349	
2	10/08/2011	NY RANGERS (Stockholm)	W**	01-01-00	2-1	7	9	0-6	7-7	28-15	1 / 30	13800	
3	10/14/2011	SAN JOSE	W	02-01-00	1-0	49	0	0-2	4-4	23-31	1 / 1	17243+	
4	10/16/2011	ST. LOUIS	W	03-01-00	4-2	9,23,10p,9	10	1-4	4-4	23-30	1 / 41	14555	
5	10/17/2011	@ SAN JOSE	W	04-01-00	3-2	8p,10,10	10	1-3	5-6	22-43	38 / 31	17562+	
6	10/21/2011	DALLAS	L	04-02-00	1-3	10p	63	1-5	1-1	36-19	32 / 1	12919	
7	10/23/2011	PHOENIX	L	04-03-00	4-5	17,15,6,15	3	0-4	3-3	33-35	41 / 1	13240	
8	10/25/2011	@ CHICAGO	O**	04-03-01	2-3	15p,8	88	1-6	3-3	31-35	50 / 1	21247+	
9	10/27/2011	@ MINNESOTA	W	05-03-01	3-2	10p,9,15p	15	2-6	3-5	16-25	1 / 32	15723	
10	10/29/2011	@ NASHVILLE	L	05-04-01	0-3		27	0-1	5-6	20-29	35 / 1	16395	
11	10/30/2011	@ COLUMBUS	L	05-05-01	1-3		9	19	0-3	2-3	20-21	1 / 38	16022
12	11/01/2011	@ WASHINGTON	O*	05-05-02	4-5	11,8,8,10p	9	10	1-1	3-3	15-40	29 / 1	18506+
13	11/03/2011	@ NY RANGERS	O**	05-05-03	1-2		19	0-2	4-4	28-25	30 / 1	18200+	
14	11/05/2011	@ DETROIT	L	05-06-03	0-5		55	0-5	3-4	22-50	35 / 1	20066+	
15	11/09/2011	NASHVILLE	L	05-07-03	2-4	77,23	10	0-5	3-3	33-32	35 / 1	13529	
16	11/11/2011	VANCOUVER	W	06-07-03	4-3	11,7p,10p,7a	0	2-5	4-5	21-41	1 / 1	17339+	
17	11/13/2011	MINNESOTA	L	06-08-03	2-3	4,4	46	0-3	4-4	34-26	32 / 1	13803	
18	11/16/2011	@ LOS ANGELES	O**	06-08-04	1-2	8p	14	1-4	5-6	24-37	32 / 1	18118+	
19	11/17/2011	LOS ANGELES	L	06-09-04	3-5	7,10p,7	11	1-4	3-4	38-36	32 / 38	15412	
20	11/20/2011	DETROIT	L	06-10-04	2-4	11,8p	23	1-5	6-6	34-30	35 / 1	17229+	
21	11/23/2011	@ PHOENIX	L	06-11-04	2-4	11,10	17	0-2	7-8	21-29	41 / 1	9124	
22	11/25/2011	CHICAGO	L	06-12-04	5-6	9,7,8p,9,10	19	1-3	5-7	28-42	50 / 38	17174+	
23	11/27/2011	TORONTO	L	06-13-04	2-5	23p,10	46	1-2	3-4	28-28	50 / 1	13685	
24	11/30/2011	MONTREAL	W	07-13-04	4-1	15,77p,10p,12	77	2-7	7-7	27-20	1 / 30	13237	
25	12/02/2011	PHILADELPHIA	O*	07-13-05	3-4	7p,8,41	28	1-3	6-9	22-47	30 / 1	15975	
26	12/04/2011	MINNESOTA	L	07-14-05	3-5	15p,11,4	25	1-3	2-3	27-36	37 / 1	14002	
27	12/06/2011	LOS ANGELES	W	08-14-05	3-2	9,10,9	9	0-2	2-2	27-39	1 / 32	14419	
28	12/08/2011	@ ST. LOUIS	L	08-15-05	2-4	9,77	74	0-2	1-1	23-24	41 / 1	18596	
29	12/10/2011	@ NASHVILLE	L	08-16-05	2-3	41,23	22	0-2	3-4	17-28	35 / 38	17113+	
30	12/14/2011	PHOENIX	W	09-16-05	4-1	14,12p,12,51	12	1-4	2-3	28-20	1 / 41	13428	
31	12/16/2011	@ CHICAGO	L	09-17-05	1-4	8	81	0-3	2-3	25-24	30 / 1	21528+	
32	12/17/2011	@ WINNIPEG	L	09-18-05	3-5	12,10,10p	16	1-4	1-2	36-31	50 / 38	15004+	
33	12/19/2011	@ DALLAS	L	09-19-05	3-5	8p,17p,63	73	2-3	3-5	28-33	31 / 1	13720	
34	12/22/2011	@ LOS ANGELES	O**	09-19-06	2-3	12,17	23	0-3	4-4	22-32	32 / 1	18118+	
35	12/26/2011	@ SAN JOSE	W	10-19-06	3-2	5,9,7	7	0-2	2-2	23-38	1 / 31	17562+	
36	12/29/2011	VANCOUVER	L	10-20-06	2-5	9,63	21	0-6	1-1	32-31	35 / 1	17544+	
37	12/31/2011	COLORADO	L	10-21-06	2-4	17,9	17	0-2	1-2	20-26	35 / 1	15119	
38	01/04/2012	SAN JOSE	L	10-22-06	1-3	10	78	0-4	4-4	27-36	31 / 1	14596	
39	01/06/2012	NY ISLANDERS	W	11-22-06	4-2	9,9s,15,8	15	0-2	3-3	20-21	1 / 20	13892	
40	01/08/2012	COLUMBUS	W	12-22-06	7-4	7,10,8p,11,10p,8,10	10	2-5	2-3	27-18	0 / 30	13053	
41	01/10/2012	DALLAS	W	13-22-06	5-2	11,5,11,39,11	11	0-3	3-3	26-28	43 / 32	12152	
42	01/12/2012	@ CALGARY	O*	13-22-07	0-1		10	0-1	2-2	23-19	34 / 1	19289+	
43	01/13/2012	@ EDMONTON	W	14-22-07	5-0	33,8p,9,10,10p	33	2-3	2-2	28-33	1 / 35	16839+	
44	01/15/2012	@ VANCOUVER	W	15-22-07	4-2	63,9,33,33p	33	1-3	2-3	34-23	1 / 1	18890+	
45	01/18/2012	PHOENIX	W	16-22-07	6-2	12,23p,23,33,39,10s	23	1-1	4-4	21-27	1 / 41	12281	
46	01/21/2012	OTTAWA	W	17-22-07	2-1	10,17	17	0-3	2-2	29-32	1 / 41	15500	
47	01/22/2012	COLORADO	W	18-22-07	3-2	9s,15p,9	9	1-3	3-4	18-45	1 / 35	14004	
48	01/24/2012	@ DALLAS	L	18-23-07	0-1		33	0-2	0-0	27-16	32 / 1	12141	
49	01/31/2012	@ PHOENIX	W	19-23-07	4-1	7,7,7,8p	7	1-3	3-3	30-26	1 / 41	10579	
50	02/01/2012	DALLAS	L	19-24-07	2-6	39,5	14	0-4	2-3	35-26	32 / 1	12701	
51	02/03/2012	COLUMBUS	O*	19-24-08	2-3	8,8p	16	1-5	3-4	35-21	30 / 1	13358	
52	02/06/2012	CALGARY	W**	20-24-08	3-2	9,39	12	0-5	3-4	33-26	1 / 34	12096	
53	02/08/2012	CAROLINA	W**	21-24-08	3-2	63,11,10	10	0-1	2-2	34-33	1 / 30	12675	
54	02/10/2012	@ DETROIT	O**	21-24-09	1-2	16	44	0-7	6-6	30-24	31 / 1	20066+	
55	02/12/2012	@ COLUMBUS	W	22-24-09	5-3	10,10p,33p,9,10	9	3-4	3-5	35-27	1 / 1	14033	
56	02/14/2012	@ MINNESOTA	W	23-24-09	2-1	12,10	10	0-4	2-3	25-18	1 / 37	17552	
57	02/15/2012	@ PITTSBURGH	W	24-24-09	2-1	10,8	8	0-3	1-1	29-26	1 / 29	18482+	
58	02/17/2012	@ NEW JERSEY	O**	24-24-10	2-3	10,21	26	0-3	1-1	38-27	30 / 1	15312	
59	02/19/2012	@ FLORIDA	W	25-24-10	2-0	8,12	8	0-2	4-4	27-31	1 / 60	15945	
60	02/21/2012	@ TAMPA BAY	L	25-25-10	2-3	11,9	16	0-2	1-2	30-16	32 / 1	18309	
61	02/23/2012	@ CAROLINA	W**	26-25-10	3-2	5,10p	11	1-5	1-2	37-32	1 / 35	16564	
62	02/26/2012	CHICAGO	W	27-25-10	3-1	7,21,8p	21	1-3	2-3	38-19	1 / 30	17601+	
63	02/27/2012	@ COLORADO	L	27-26-10	1-4	9p	37	1-3	1-1	28-23	1 / 1	15133	
64	02/29/2012	BUFFALO	L	27-27-10	0-2		9	0-2	4-5	43-24	30 / 1	14972	
65	03/02/2012	CALGARY	W	28-27-10	3-2	9,10,15	15	0-4	4-5	38-29	1 / 37	16431	
66	03/03/2012	@ LOS ANGELES	L	28-28-10	2-4	21,77	77	0-4	2-4	31-20	32 / 1	18301+	
67	03/05/2012	EDMONTON	W	29-28-10	4-2	33p,9,10,10	10	1-2	0-1	30-36	1 / 35	13596	
68	03/08/2012	@ ST. LOUIS	L	29-29-10	1-3	10	21	0-3	2-4	25-27	41 / 1	19150+	
69	03/10/2012	@ DALLAS	L	29-30-10	0-2		10	0-4	4-5	21-23	32 / 1	18228	
70	03/12/2012	@ COLORADO	O*	29-30-11	2-3	23,8p	92	1-1	1-1	40-33	1 / 1	15045	
71	03/14/2012	DETROIT	W	30-30-11	4-0	8,51,9,51	8	0-2	3-3	24-23	1 / 31	16331	
72	03/16/2012	LOS ANGELES	L	30-31-11	2-4	4p,5	14	1-3	3-3	20-43	32 / 1	17367+	
73	03/18/2012	NASHVILLE	L	30-32-11	1-3	77s	12	0-1	3-4	31-27	39 / 1	14978	
74	03/19/2012	@ SAN JOSE	W	31-32-11	5-3	9,23p,10,34,51	34	1-2	2-3	40-30	43 / 31	17562+	
75	03/21/2012	ST. LOUIS	W	32-32-11	4-3	4p,63,77,33	33	1-4	2-2	22-38	1 / 41	14494	
76	03/25/2012	BOSTON	L	32-33-11	2-3	8p,17	12	1-3	2-2	27-25	1 / 1	17395+	
77	03/28/2012	SAN JOSE	W	33-33-11	3-1	9,8,10	8	0-0	1-1	27-29	1 / 31	14780	
78	03/31/2012	@ PHOENIX	L	33-34-11	0-4		23	0-6	1-4	44-29	41 / 43	15856	
79	04/01/2012	EDMONTON	L	33-35-11	1-2	8	56	0-5	1-1	33-15	40 / 1	17266+	
80	04/03/2012	@ VANCOUVER	O**	33-35-12	4-5	15,10p,14,77	15	1-3	5-5	24-35	35 / 1	18890+	
81	04/05/2012	@ EDMONTON	W*	34-35-12	3-2	7,9,15	15	0-1	1-1	17-26	43 / 40	16839+	
82	04/07/2012	@ CALGARY	L	34-36-12	2-5	9p,9	33	1-5	3-3	25-23	35 / 1	19289+	

(\* = OVERTIME, \*\* = SHOOTOUT, + = SELLOUT)

CALIFORNIA REPUBLIC



# 2010-11 ANAHEIM DUCKS



**Front row (L-R):** Jonas Hiller, Executive Vice President/COO Tim Ryan, Senior Vice President of Hockey Operations David McNab, Executive Vice President/General Manager Bob Murray, Owner Henry Samueli, Teemu Selanne, Ryan Getzlaf, Saku Koivu, Owner Susan Samueli, CEO Michael Schulman, Head Coach Randy Carlyle, Dan Ellis, Ray Emery **Second row:** Vice President - *THE RINKS* Art Trottier, Vice President of Human Resources Jay Scott, AAM Vice President of Operations Kevin Starkey, Video Coordinator Joe Trotta, Goaltending Consultant Pete Peeters, Francois Beauchemin, Jason Blake, Todd Marchant, Lubomir Visnovsky, Assistant Coach Mike Foligno, Assistant Coach Dave Farrish, Vice President of Multi-Media and Community Development Aaron Teats, General Counsel Bernard Schneider, Vice President of Finance/CFO Doug Heller, AAM Vice President of Finance Angela Wergechik **Third row:** Assistant Equipment Manager Chris Aldrich, Equipment Manager Doug Shearer, Brandon McMillan, Bobby Ryan, Andreas Lilja, Corey Perry, Toni Lydman, Dan Sexton, Strength & Conditioning Coach Sean Skahan, Head Athletic Trainer Tim Clark, Assistant Athletic Trainer Rick Burrell **Back row:** Equipment Assistant Chris Kincaid, Cam Fowler, Kyle Chipchura, Brad Winchester, George Parros, Andy Sutton, Luca Sbisa, Jarkko Ruutu, Sheldon Brookbank, Massage Therapist James Partida

## THE 2010-11 REGULAR SEASON

The Ducks finished the regular season with a record of 47-30-5 for 99 points, ranking second in the Pacific Division and fourth in the Western Conference...the club's 47 wins were tied for the second-most in franchise history (48 in 2006-07 and 47 in 2007-08).

## ANOTHER STRONG FINISH

With 20 games left, the Ducks were 32-25-5 with 69 points and ranked 11th in the Western Conference...the Ducks went 15-5-0 over the last 20 games, climbing to fourth in the West... during that stretch, **Corey Perry** led the NHL in goals and points (19-12=31 with a +12)...the Ducks also won their last two games, 10 of their last 13 (10-3-0), and went 29-13-1 over the last 43 contests.

## PERRY WINS THE HART

**Corey Perry** won the 2010-11 Hart Memorial Trophy as "the player adjudged to be the most valuable to his team"...Perry was the first player from a Southern California team to win the Hart Trophy since Hall-of-Famer Wayne Gretzky earned the honor with Los Angeles in 1989...Perry was also just the third player from a California team to win the Hart, joining Gretzky and San Jose's Joe Thornton (2006)...his 50 goals also won him the Maurice "Rocket" Richard Trophy as the league's top goal scorer...he tied for the league lead in GWG (11, also Ovechkin), finished third in points (98), and tied for fifth in PPG (14) and SHG (4)

## MORE PERRY

Perry's 50 goals were the most by a Ducks player since Teemu Selanne scored 52 during the 1997-98 season...he became the third player in franchise history to reach the 50-goal mark and the first in the Western Conference to score 50-or-more since Calgary's Jarome Iginla in 2007-08 (50)...Perry established

numerous franchise records in 2010-11, including game-winning goals, third-period goals, and shorthanded goals.

## BETTER WITH AGE

**Teemu Selanne** (40 years old in 2010-11) recorded 31-49=80 points in 73 games...25 of Selanne's 31 goals came in a tied game or a one-goal contest...he was one of 15 NHL players to average over one point-per-game (eighth with 1.10)...the second-oldest player on that list was Tampa Bay's Martin St. Louis (35 yrs.) who averaged 1.21 points-per-game...Selanne ranked third in the NHL with 16 PPG and tied for eighth in overall scoring...only two players in NHL history age 40+ have recorded more points: (Gordie Howe (DET), 1968-98, 103 pts., 40 yrs, 276 days; Johnny Bucyk (BOS), 1975-76, 83 pts., 40 yrs, 234 days...on Mar. 28 vs. Colorado, he became the first player in history age 40+ to record three goals and five points (3-2=5) in a single game and the fourth-oldest player in NHL history to record a 3+ goal game (also Howe, Bucyk & Lidstrom).

## VISNOVSKY LEADS THE PACK

**Lubomir Visnovsky** led NHL defensemen in scoring (68), assists (50) and points-per-game (.84), and ranked second in goals (18).

## HILLER SHINES BEFORE SEASON CUT SHORT

**Jonas Hiller** went 26-16-5 with five shutouts, a 2.56 GAA and .924 SV% before having his season cut short due to vertigo symptoms...he made only three appearances following the All-Star break, missing a total of 27 games during the second half of the season...Hiller finished tied for fifth among NHL goaltenders in SV% (.924)...he was named to the NHL 2010-11 All-Star team, the lone goaltender to represent the Western Conference...he was the second Swiss-born player to appear in an NHL All-Star Game (also Mark Streit in 2009).



# 2010-11 GAME-BY-GAME



#	Date	Team	W-L-OT	Record	GF-GA	Scorers	W Goal	PP	PK	SF-SA	W-L Gldr.	Attend.
1	10/08/2010	@ DETROIT	L	00-01-00	0-4		93	0-1	6-6	21-43	35 / 1	20666+
2	10/09/2010	@ NASHVILLE	L	00-02-00	1-4	11	26	0-3	6-7	37-49	35 / 1	17113+
3	10/11/2010	@ ST. LOUIS	L	00-03-00	1-5	11P	10	1-4	8-9	14-53	41 / 1	19150+
4	10/13/2010	VANCOUVER	W	01-03-00	4-3	15P,8P,10,9	9	2-5	1-3	32-39	1 / 1	17174+
5	10/15/2010	ATLANTA	O**	01-03-01	4-5	10P,32,8P,15P	34	3-7	1-4	41-33	50 / 1	13123
6	10/17/2010	PHOENIX	W	02-03-01	3-2	54,32,10	10	0-3	2-2	35-38	1 / 1	13574
7	10/20/2010	@ COLUMBUS	L	02-04-01	1-3	8	61	0-5	3-3	32-22	1 / 1	9802
8	10/21/2010	@ PHILADELPHIA	W	03-04-01	3-2	17,33,15	15	0-4	5-5	22-42	31 / 35	19012
9	10/23/2010	@ DETROIT	L	03-05-01	4-5	9,20,26,8	13	0-1	2-3	25-41	35 / 31	19401
10	10/24/2010	@ DALLAS	W	04-05-01	5-2	9,9,16,8P,10	16	1-3	4-5	26-37	1 / 32	12378
11	10/29/2010	NEW JERSEY	L	04-06-01	1-2	33P	26	1-3	4-4	28-27	30 / 1	14724
12	10/30/2010	@ SAN JOSE	L	04-07-01	2-5	15P,10P	15	2-3	4-6	24-41	30 / 31	17562+
13	11/03/2010	TAMPA BAY	W*	05-07-01	3-2	8P,51,15	15	1-3	3-4	30-34	1 / 38	13034
14	11/05/2010	PITTSBURGH	W	06-07-01	3-2	9,15,11	11	0-2	3-4	19-32	1 / 29	17174+
15	11/07/2010	NASHVILLE	W	07-07-01	5-4	8,11,17,11P,23	22	1-3	4-4	37-24	1 / 39	13520
16	11/09/2010	@ SAN JOSE	W*	08-07-01	3-2	33,10,17	17	0-2	4-4	20-41	1 / 30	17562+
17	11/10/2010	NY ISLANDERS	W	09-07-01	1-0	11	11	0-2	6-6	14-27	31 / 35	14393
18	11/12/2010	DALLAS	W	10-07-01	4-2	11,15,9P,9	9	1-3	2-2	37-29	1 / 32	13831
19	11/14/2010	@ CHICAGO	O*	10-07-02	2-3	10,10	25	0-2	2-4	26-43	50 / 1	21244+
20	11/16/2010	@ DALLAS	L	10-08-02	1-2	10P	91	1-6	4-5	27-26	32 / 1	13443
21	11/17/2010	@ MINNESOTA	O*	10-08-03	1-2	8P	20	1-1	1-1	28-27	32 / 31	16890
22	11/19/2010	COLUMBUS	L	10-09-03	3-4	11P,9S,10	22	1-4	2-3	50-29	1 / 1	13667
23	11/21/2010	EDMONTON	L	10-10-03	2-4	9P,11	83	1-5	3-3	40-25	40 / 1	14267
24	11/26/2010	CHICAGO	L	10-11-03	1-4	42P	10	1-5	2-2	27-34	50 / 1	16146
25	11/27/2010	@ PHOENIX	W	11-11-03	6-4	33,9,9,64,10,9	10	0-3	5-6	25-34	1 / 30	12708
26	11/29/2010	LOS ANGELES	W	12-11-03	2-0	4P,33	4	1-2	3-3	19-27	1 / 32	17174+
27	12/01/2010	FLORIDA	W	13-11-03	5-3	16,15,16,10,9	10	0-1	0-2	29-32	1 / 29	12504
28	12/03/2010	DETROIT	L	13-12-03	0-4		93	0-3	1-1	41-29	35 / 1	15173
29	12/05/2010	PHOENIX	L	13-13-03	0-3		14	0-3	5-6	26-39	30 / 1	14062
30	12/07/2010	@ EDMONTON	W**	14-13-03	3-2	11,8	4	0-3	2-3	32-36	1 / 35	16839+
31	12/08/2010	@ VANCOUVER	O**	14-13-04	4-5	10P,19,8P,4	10	2-4	5-7	20-40	1 / 1	18860+
32	12/10/2010	CALGARY	W**	15-13-04	3-2	17,42	10	0-5	5-6	25-39	1 / 35	13375
33	12/12/2010	MINNESOTA	W	16-13-04	6-2	10,15,15P,10S,9,10P	15	2-6	3-4	36-22	1 / 32	14338
34	12/15/2010	@ WASHINGTON	W*	17-13-04	2-1	19P,15	15	1-2	2-2	24-32	1 / 1	18398+
35	12/16/2010	@ NY ISLANDERS	L	17-14-04	2-3	19P,33	26	1-5	2-3	32-29	39 / 31	7659
36	12/18/2010	@ CAROLINA	L	17-15-04	2-4	15,15P	12	1-7	1-3	45-32	30 / 1	16603
37	12/20/2010	@ BOSTON	W	18-15-04	3-0	64,17,10S	64	0-1	2-2	25-45	1 / 30	17565+
38	12/21/2010	@ BUFFALO	L	18-16-04	2-5	10P,10P	63	2-4	3-5	23-42	30 / 31	18690+
39	12/26/2010	@ LOS ANGELES	L	18-17-04	1-4	39	11	0-2	3-4	19-30	45 / 1	18313+
40	12/28/2010	@ PHOENIX	W	19-17-04	3-1	5,19,10	19	0-3	5-6	24-32	1 / 30	14032
41	12/31/2010	PHILADELPHIA	W	20-17-04	5-2	33,17,33P,9,17	33	1-2	2-2	27-37	1 / 35	17103
42	01/02/2011	CHICAGO	W	21-17-04	2-1	3,10	10	0-3	2-2	18-40	1 / 50	16004
43	01/05/2011	NASHVILLE	L	21-18-04	1-4	11	27	0-4	2-2	41-24	35 / 1	12216
44	01/07/2011	COLUMBUS	W	22-18-04	6-0	8P,8P,39,9,9P,64S	8	3-4	3-3	29-27	1 / 1	12815
45	01/09/2011	SAN JOSE	W	23-18-04	1-0	9	9	0-2	3-3	28-37	1 / 31	16172
46	01/12/2011	ST. LOUIS	W	24-18-04	7-4	9P,33,9,9,10,17P,64P	10	3-4	4-5	24-34	1 / 29	12499
47	01/15/2011	@ PHOENIX	L	24-19-04	2-6	39,10P	14	1-3	5-5	28-34	30 / 1	10951
48	01/16/2011	EDMONTON	W	25-19-04	3-2	5P,8,8P	8	2-5	5-5	28-28	31 / 35	15764
49	01/18/2011	@ OTTAWA	W**	26-19-04	2-1	10	9	0-0	2-2	27-40	1 / 30	19515+
50	01/20/2011	@ TORONTO	L	26-20-04	2-5	42,64	42	0-2	2-2	28-37	35 / 1	19399+
51	01/22/2011	@ MONTREAL	W**	27-20-04	4-3	4P,9,10P	9	2-4	4-6	26-40	1 / 31	21273+
52	01/25/2011	@ COLUMBUS	W	28-20-04	3-2	8P,4P,33	33	2-3	3-5	22-37	1 / 1	11700
53	02/02/2011	SAN JOSE	L	28-21-04	3-4	19,49,9	29	1-5	1-2	30-28	31 / 31	14486
54	02/05/2011	@ COLORADO	W	29-21-04	3-0	10P,10,10	10	1-6	3-3	29-25	31 / 31	16785
55	02/09/2011	@ VANCOUVER	W	30-21-04	4-3	33,64,9,9	9	0-2	0-1	24-38	31 / 35	18860+
56	02/11/2011	@ CALGARY	W*	31-21-04	5-4	11,11,64S,8P,4	4	1-1	3-3	30-25	31 / 34	19289+
57	02/13/2011	@ EDMONTON	W	32-21-04	4-0	8,64,9,9	8	0-4	2-2	22-12	1 / 40	16839+
58	02/16/2011	WASHINGTON	L	32-22-04	6-7	15P,8,32,10S,17,9	28	1-2	2-2	21-31	30 / 31	15579
59	02/18/2011	@ MINNESOTA	L	32-23-04	1-5	10	7	0-5	2-4	30-26	32 / 31	18967+
60	02/19/2011	@ ST. LOUIS	L	32-24-04	3-9	37,8,15	10	0-4	2-5	25-23	30 / 31	19150+
61	02/23/2011	LOS ANGELES	L	32-25-04	2-3	8,10	33	0-1	0-0	27-18	32 / 31	17174+
62	02/25/2011	MINNESOTA	O*	32-25-05	2-3	9,23	96	0-5	4-4	48-31	60 / 38	13617
63	02/27/2011	COLORADO	W	33-25-05	3-2	15,22,64P	64	1-5	1-1	32-24	38 / 31	14510
64	03/02/2011	DETROIT	W*	34-25-05	2-1	33,9	9	0-4	8-9	28-29	38 / 35	15098
65	03/04/2011	DALLAS	W*	35-25-05	4-3	17,17P,8,17P	17	2-3	2-3	29-26	38 / 32	12883
66	03/06/2011	VANCOUVER	L	35-26-05	0-3		27	0-4	2-3	26-16	35 / 38	16356
67	03/09/2011	NY RANGERS	W	36-26-05	5-2	10,17,17,9,10	17	0-3	2-3	33-32	38 / 30	14251
68	03/11/2011	@ COLORADO	W	37-26-05	6-2	11,15P,10,42,9,19	10	1-4	4-4	33-26	38 / 30	16244
69	03/13/2011	PHOENIX	L	37-27-05	2-5	10,10P	28	1-5	2-2	38-31	30 / 38	14326
70	03/16/2011	ST. LOUIS	W	38-27-05	2-1	33,33	33	0-3	1-2	24-31	29 / 41	12604
71	03/19/2011	@ LOS ANGELES	W*	39-27-05	2-1	64,10	10	0-3	6-6	25-32	29 / 32	18118+
72	03/20/2011	CALGARY	W*	40-27-05	5-4	15,10P,23,8P,10	10	2-3	3-4	33-41	38 / 35	15177
73	03/23/2011	@ DALLAS	W*	41-27-05	4-3	17P,10,8,4	4	1-4	2-3	26-26	29 / 32	16021
74	03/24/2011	@ NASHVILLE	L	41-28-05	4-5	10,8P,8P,10	11	2-6	3-3	38-28	35 / 38	17113+
75	03/26/2011	@ CHICAGO	W	42-28-05	2-1	10,10	10	0-2	2-2	25-28	29 / 50	22115+
76	03/28/2011	COLORADO	W	43-28-05	5-4	8,33,8,4P,8P	8	2-4	1-2	42-35	29 / 30	14336
77	03/30/2011	@ CALGARY	W	44-28-05	4-2	9P,10P,17,10	17	1-6	6-7	22-25	29 / 34	19289+
78	04/02/2011	@ SAN JOSE	L	44-29-05	2-4	9,17P	16	1-4	0-1	22-33	31 / 29	17562+
79	04/03/2011	DALLAS	L	44-30-05	3-4	15,17,10S	63	0-3	5-6	27-31	32 / 29	16424
80	04/06/2011	SAN JOSE	W	45-30-05	6-2	10,4P,10,10P,8P,33P	10	4-6	4-4	34-38	29 / 30	15649
81	04/08/2011	LOS ANGELES	W	46-30-05	2-1	8,8	8	0-2	3-3	28-24	38 / 32	17587+
82	04/09/2011	@ LOS ANGELES	W	47-30-05	3-1	64,11P,23P	11	2-4	6-7	20-44	38 / 32	18203+

(\* = OVERTIME, \*\* = SHOOTOUT, + = SELLOUT)



# 2009-10 ANAHEIM DUCKS



**FRONT ROW (L-R):** Jonas Hiller, Executive Vice President/COO Tim Ryan, Senior Vice President of Hockey Operations David McNab, Executive Vice President/General Manager Bob Murray, Owner Henry Samueli, Saku Koivu, Scott Niedermayer, Ryan Getzlaf, Owner Susan Samueli, CEO Michael Schulman, Head Coach Randy Carlyle, Senior Vice President/CMO Bob Wagner, Curtis McElhinney **SECOND ROW:** Assistant Coach Newell Brown, Assistant Coach Dave Farrish, Vice President of Human Resources Jay Scott, Vice President of Operations Kevin Starkey, Lubomir Visnovsky, Teemu Selanne, Todd Marchant, Jason Blake, Vice President of Finance Doug Heller, Anaheim Arena Management Vice President of Finance Angela Wergechik, Goaltending Consultant Pete Peeters, Video Coordinator Joe Trotta **THIRD ROW:** Assistant Equipment Manager Chris Aldrich, Equipment Manager Doug Shearer, James Wisniewski, Sheldon Brookbank, Aaron Ward, Bobby Ryan, Matt Beleskey, Mike Brown, Dan Sexton, Strength & Conditioning Coach Sean Skahan, Head Athletic Trainer Tim Clark, Assistant Athletic Trainer Meaghan Beaudoin **BACK ROW:** Equipment Assistant Chris Kincaid, Steve Eminger, Ryan Carter, Troy Bodie, George Parros, Corey Perry, Kyle Chipchura, Joffrey Lupul, Brett Festerling, Massage Therapist James Partida

## THE SEASON:

The Ducks finished the season with a 39-32-11 record for 89 points (11th in Western Conference)...the club went 23-14-4 for 50 points in the second half of the season (41 games), which equaled the eighth-best record in the league...Anaheim also finished with points in eight of the last nine games (5-1-3) and went 9-3-3 over the last 15 contests...the Ducks concluded the 2009-10 season with a 6-0-2 record in the last eight games at Honda Center and were 17-3-3 in the last 23 contests at home.

## BY THE NUMBERS:

Right wing **Corey Perry** led the club in scoring with a career-high 27-49=76 points and was the only player to appear in all 82 regular season games for Anaheim...center **Ryan Getzlaf** led the team in assists (50) despite missing 16 games due to injury...defenseman **Scott Niedermayer**, who ranked tied for 11th in league defenseman scoring, led all Anaheim players in ice time (26:30) and paced all team blueliners in assists and points (10-38=48)...right wing **Bobby Ryan** had a career-high 35 goals in 81 games, leading the team in goals and ranking second in the NHL (behind only New Jersey's Zach Parise) among U.S.-born players...right wing **Teemu Selanne** finished the season ranked tied for third in the NHL in power play goals (14) and tied for eighth in goals-per game (.50), his highest mark since 2006-07 (.59)...with 27 goals on the year (27-21=48), 2009-10 marked Selanne's 14th season with 25 goals or more...Selanne had six goals in his last five games (6-2=8), 8-9=17 points in his last 13 and 9-12=21 points in his final 18 contests...center **Saku Koivu** earned 4-7=11 points with a +6 rating in his last five games...he also had 7-11=18 points in his last 13 and 8-12=20 in 19...Koivu, who scored the game-tying goal in two of his last three games (and the shootout winner on Apr. 3 at Los Angeles), ranked tied for 10th in the NHL in game-winning goals (6)...Koivu also eclipsed the 50-point mark for seventh consecutive season in 2009-10 (19-33=52)...defenseman **Lubomir Visnovsky** ranked tied for fourth in goals among NHL defensemen (with San Jose's Dan Boyle)...his five goals after his acquisition by Anaheim on Mar. 3 (did not play until Mar. 6) co-led all NHL defensemen (with Washington's Mike Green and Los Angeles' Drew Doughty).

## TAKING THE REINS:

The Ducks were 23-13-4 in their last 40 games dating back to Jan. 5, which equaled the eighth-best record in the NHL...that stretch began with Jonas Hiller starting 31 of the final 40 games, including 19 straight from Jan. 5-Mar. 24...prior to that, Hiller started 26 of the first 42 games of the season, alternating starts with J.S. Giguere (the Ducks were 16-19-7 at that point of the season)...Hiller himself was 18-11-1 (2.58 GAA, .923 SV%) in his last 32 games from Jan. 5 to the end of the season.

## 606:

After reaching the historic 600-goal plateau on Mar. 21 vs. Colorado and matching childhood idol and longtime friend Jari Kurri with 601 on Mar. 31 at Colorado, right wing **Teemu Selanne** scored two goals on Apr. 2 vs. Vancouver to grab sole possession of 17th place in all-time goals with his 602nd and 603rd goals...finishing the season with 606 career goals, Selanne became one of only 18 players in NHL history to score 600 goals and one of only three Europeans, following Jaromir Jagr (CZE) and Kurri (FIN).

## RECORD STREAK:

The Ducks had a franchise-record 11-game home winning streak from Dec. 8-Feb. 10...the 11-game winning streak at Honda Center was the second-longest in the NHL in 2009-10, behind only Washington's 14-game streak at Verizon Center.

## 2010 OLYMPICS:

Anaheim Ducks players combined for seven medals at the 2010 Olympic Winter Games, the most in the NHL (San Jose was second with five)...the seven medals also tied the most ever by an NHL team...the only other NHL teams to have as many as seven medal winners were the 1998 Pittsburgh Penguins and the 2002 Detroit Red Wings...Anaheim Ducks players combined for three gold (**Scott Niedermayer**, **Ryan Getzlaf**, **Corey Perry** for Canada), two silver (**Bobby Ryan**, **Ryan Whitney** for USA), and two bronze medals (**Saku Koivu** and **Teemu Selanne** for Finland) in Vancouver.

# 2009-10 GAME-BY-GAME



#	Date	Team	W-L-OT	Record	GF-GA	Scorers	W Goal	PP	PK	SF-SA	W-L Gldr.	Attend.
1	10/03/2009	SAN JOSE	L	00-01-00	1-4	19P	12	1-7	5-6	25-37	20 / 1	17281+
2	10/06/2009	@ MINNESOTA	O*	00-01-01	3-4	14,24,11P	15	1-2	2-5	19-32	32 / 35	18256+
3	10/08/2009	@ BOSTON	W	01-01-01	6-1	8P,8P,10,24,9,10S	8	2-2	6-6	30-34	1 / 30	16158
4	10/10/2009	@ PHILADELPHIA	W**	02-01-01	3-2	8,8	8	0-4	5-7	33-35	1 / 29	19603+
5	10/11/2009	@ NY RANGERS	L	02-02-01	0-3		26	0-4	3-5	18-38	0 / 35	18200+
6	10/14/2009	MINNESOTA	W	03-02-01	3-2	10,10,20	20	0-4	4-4	35-34	1 / 32	15111
7	10/17/2009	ST. LOUIS	L	03-03-01	0-5		21	0-5	4-6	26-32	29 / 1	14902
8	10/21/2009	DALLAS	L	03-04-01	2-4	15,14	6	0-1	2-3	26-38	35 / 1	14503
9	10/24/2009	COLUMBUS	L	03-05-01	4-6	14,27P,14,8P	51	2-2	2-2	36-37	1 / 35	14468
10	10/26/2009	TORONTO	L	03-06-01	3-6	17,9P,10	22	1-3	5-10	28-39	50 / 1	14291
11	10/30/2009	VANCOUVER	W	04-06-01	7-2	10,16,13S,10P,9P,14	13	2-2	3-4	34-38	1 / 30	14756
12	10/31/2009	@ PHOENIX	O**	04-06-02	2-3	10P,8	17	1-7	1-2	34-32	30 / 1	6495
13	11/03/2009	PITTSBURGH	L	04-07-02	3-4	10,10,11	9	0-2	6-6	29-27	29 / 1	16128
14	11/05/2009	NASHVILLE	W	05-07-02	4-0	8P,8,22,9	8	1-5	5-5	31-40	1 / 35	14298
15	11/07/2009	PHOENIX	W	06-07-02	4-3	8P,9,10,13	13	1-6	1-2	26-30	1 / 30	15269
16	11/11/2009	@ NEW JERSEY	L	06-08-02	1-3	10	23	0-6	3-3	32-25	30 / 1	14123
17	11/13/2009	@ COLUMBUS	O**	06-08-03	2-3	9,22	20	0-5	3-4	34-29	32 / 35	15577
18	11/14/2009	@ DETROIT	L	06-09-03	4-7	10,9P,14,15P	40	2-4	3-6	23-37	35 / 1	20066+
19	11/16/2009	@ PITTSBURGH	L	06-10-03	2-5	22S,8	11	0-3	6-7	25-26	29 / 35	17052+
20	11/19/2009	TAMPA BAY	W*	07-10-03	4-3	8,15P,9P,27P	27	3-7	3-4	27-24	1 / 41	14555
21	11/21/2009	SAN JOSE	L	07-11-03	2-3	34P,19P	19	2-4	2-3	30-36	20 / 1	15066
22	11/23/2009	CALGARY	W**	08-11-03	3-2	9,15	8	0-3	4-4	31-43	35 / 34	15348
23	11/25/2009	CAROLINA	W	09-11-03	3-2	27P,17,8	8	1-2	3-3	33-30	35 / 34	14766
24	11/27/2009	CHICAGO	W	10-11-03	3-0	8P,8P,4P	8	3-5	4-4	34-28	35 / 39	15068
25	11/29/2009	PHOENIX	O*	10-11-04	2-3	15P,9	19	1-3	4-4	28-26	30 / 35	13023
26	12/01/2009	LOS ANGELES	L	10-12-04	3-4	10,19P,22	15	1-4	4-5	30-42	32 / 1	14231
27	12/03/2009	@ DALLAS	L	10-13-04	1-3	11	29	0-2	3-3	27-37	35 / 35	16217
28	12/04/2009	@ MINNESOTA	O**	10-13-05	4-5	14,9P,14,9	48	1-3	2-3	22-29	32 / 1	18265+
29	12/06/2009	OTTAWA	O**	10-13-06	3-4	15,14,10	11	0-3	4-5	36-29	30 / 35	14946
30	12/08/2009	DALLAS	W*	11-13-06	4-3	14,42,42,11	11	0-1	3-4	42-22	35 / 35	13861
31	12/11/2009	@ DETROIT	O*	11-13-07	2-3	11,42	44	0-4	8-10	27-31	35 / 35	20066+
32	12/12/2009	@ COLUMBUS	W	12-13-07	3-1	42,9,10P	9	1-2	4-4	25-36	1 / 1	14461
33	12/16/2009	@ VANCOUVER	W	13-13-07	3-2	9,15,11P	11	1-4	5-5	34-30	1 / 1	18810+
34	12/17/2009	@ SAN JOSE	L	13-14-07	1-4	15P	12	1-4	4-5	21-37	20 / 35	17562+
35	12/19/2009	PHOENIX	W	14-14-07	4-2	13,28,15P,9P	15	2-7	4-4	34-41	1 / 30	15107
36	12/22/2009	@ COLORADO	W	15-14-07	4-2	27,42,15,22	15	0-3	3-3	43-17	1 / 41	12171
37	12/23/2009	@ PHOENIX	L	15-15-07	0-4		8	0-4	1-2	21-32	30 / 1	10030
38	12/26/2009	@ SAN JOSE	L	15-16-07	2-5	28,9	15	0-4	0-2	32-25	20 / 35	17562+
39	12/29/2009	MINNESOTA	W	16-16-07	4-2	9,42,9P,22S	9	1-3	3-4	32-31	1 / 37	16960
40	12/31/2009	@ DALLAS	L	16-17-07	3-5	11,13,11	21	0-2	3-4	34-42	35 / 1	18532+
41	01/02/2010	@ NASHVILLE	L	16-18-07	1-3	13	19	0-2	2-2	26-36	35 / 1	16654
42	01/03/2010	@ CHICAGO	L	16-19-07	2-5	17,17	81	0-2	2-3	24-28	31 / 35	21662+
43	01/05/2010	DETROIT	W	17-19-07	4-1	11S,39,10,28	39	0-4	4-4	35-39	1 / 35	15531
44	01/07/2010	ST. LOUIS	W	18-19-07	4-2	34,9,39,22	39	0-4	3-3	29-22	1 / 50	14248
45	01/09/2010	@ NASHVILLE	W	19-19-07	3-2	8,39,15	15	0-1	0-1	21-27	1 / 35	17113+
46	01/10/2010	@ CHICAGO	W	20-19-07	3-1	10P,11,8	11	1-3	3-4	12-43	1 / 31	21708+
47	01/13/2010	BOSTON	W	21-19-07	4-3	42P,39,15,7	7	1-4	2-2	32-30	1 / 40	14957
48	01/14/2010	@ LOS ANGELES	L	21-20-07	0-4		26	0-5	6-6	22-27	32 / 1	18118+
49	01/17/2010	CALGARY	W	22-20-07	5-4	42P,24,50,10,9	9	1-3	3-3	26-37	1 / 31	16153
50	01/19/2010	BUFFALO	W	23-20-07	5-4	15,24,13,9P,50	50	1-3	3-4	30-45	1 / 30	15570
51	01/21/2010	@ SAN JOSE	L	23-21-07	1-3	39	4	0-5	5-6	27-25	20 / 1	17562+
52	01/23/2010	@ ST. LOUIS	W**	24-21-07	4-3	27,9,9	34	0-3	1-1	37-21	1 / 50	19150+
53	01/26/2010	@ ATLANTA	L	24-22-07	1-2	7	61	0-4	3-4	35-34	1 / 1	12984
54	01/27/2010	@ WASHINGTON	L	24-23-07	1-5	42	26	0-2	4-5	31-49	30 / 35	18277+
55	01/29/2010	@ TAMPA BAY	W**	25-23-07	2-1	34P	14	1-2	2-2	32-31	1 / 30	15230
56	02/01/2010	@ FLORIDA	W	26-23-07	3-0	15,8P,10	15	1-3	4-4	25-33	1 / 29	10843
57	02/03/2010	DETROIT	W	27-23-07	3-1	19,28,9	23	0-2	2-3	30-47	1 / 35	15180
58	02/04/2010	@ LOS ANGELES	L	27-24-07	4-6	33,50,39,20	28	0-1	0-2	22-31	32 / 1	18118+
59	02/08/2010	LOS ANGELES	W	28-24-07	4-2	8P,15,11P,10	11	2-4	4-4	33-37	1 / 32	16033
60	02/10/2010	EDMONTON	W	29-24-07	3-2	9,9P,22	22	1-7	4-4	30-39	1 / 38	14766
61	02/13/2010	@ CALGARY	L	29-25-07	1-3	50	12	0-2	2-2	27-38	34 / 1	19289+
62	02/14/2010	@ EDMONTON	W	30-25-07	7-3	11,10,27P,15P,16,15P,9P	15	4-11	4-5	46-29	1 / 38	16839+
63	03/03/2010	COLORADO	L	30-26-07	3-4	33P,8,27P	39	2-6	3-6	34-25	41 / 1	14840
64	03/06/2010	@ PHOENIX	L	30-27-07	0-4		16	0-7	3-4	32-30	30 / 1	14965
65	03/07/2010	MONTREAL	O**	30-27-08	3-4	10,17P,27	14	1-1	3-3	32-43	41 / 1	15883
66	03/09/2010	COLUMBUS	L	30-28-08	2-5	17,15	51	0-7	3-6	38-29	32 / 1	13700
67	03/12/2010	NASHVILLE	L	30-29-08	0-1		6	0-2	3-4	31-28	35 / 1	15077
68	03/14/2010	SAN JOSE	W	31-29-08	4-2	10,8,17,9	17	0-6	4-4	33-33	1 / 20	16317
69	03/17/2010	CHICAGO	W	32-29-08	4-2	9,22S,11,9	11	0-2	3-3	36-41	1 / 50	15243
70	03/19/2010	NY ISLANDERS	W*	33-29-08	5-4	39,17,33P,17,11	11	1-2	1-3	39-31	31 / 43	14665
71	03/21/2010	COLORADO	W	34-29-08	5-2	33P,39,8P,50S,15P	8	3-6	3-3	33-28	1 / 41	15528
72	03/23/2010	@ CALGARY	L	34-30-08	1-3	27	17	0-0	1-2	23-28	34 / 1	19289+
73	03/24/2010	@ VANCOUVER	L	34-31-08	1-4	11	22	0-4	1-2	31-30	30 / 1	18810+
74	03/26/2010	@ EDMONTON	W	35-31-08	3-2	16,10P,10P	10	2-4	6-7	40-36	31 / 38	16839+
75	03/29/2010	DALLAS	W	36-31-08	3-1	63P,10,28	10	1-5	2-2	46-31	31 / 32	15070
76	03/31/2010	@ COLORADO	W	37-31-08	5-2	7,11,27,8,33	27	0-1	2-3	27-29	31 / 41	13862
77	04/02/2010	VANCOUVER	O**	37-31-09	4-5	11,8P,8P,11P	38	3-8	4-4	34-40	30 / 31	16534
78	04/03/2010	@ LOS ANGELES	W**	38-31-09	2-1	11P	11	1-2	3-4	33-29	31 / 32	18118+
79	04/06/2010	LOS ANGELES	O**	38-31-10	4-5	33P,8,9,8P	9	1-3	2-3	21-40	31 / 31	16278
80	04/08/2010	@ DALLAS	O**	38-31-11	2-3	9,9P	9	1-4	3-3	19-51	35 / 1	18009
81	04/09/2010	ST. LOUIS	L	38-32-11	3-6	39,9,39	18	0-2	2-4	26-48	50 / 31	19150+
82	04/11/2010	EDMONTON	W	39-32-11	7-2	20,7,39,8P,20,16,28S	39	1-3	2-2	45-31	1 / 38	16392

(\* = OVERTIME, \*\* = SHOOTOUT, + = SELLOUT)

# 2008-09 ANAHEIM DUCKS



**FRONT ROW (L-R)** Jean-Sebastien Giguere, Executive Vice President/COO Tim Ryan, Senior Vice President of Hockey Operations David McNab, Executive Vice President & General Manager Bob Murray, Chris Pronger, Scott Niedermayer, Ryan Getzlaf, CEO Michael Schulman, Head Coach Randy Carlyle, Senior Vice President/CMO Bob Wagner, Jonas Hiller **SECOND ROW:** Assistant Coach Newell Brown, Assistant Coach Dave Farrish, Vice President of Human Resources Kim Kutcher, Vice President of Operations Kevin Starkey, Teemu Selanne, Rob Niedermayer, Bret Hedican, Todd Marchant, Vice President of Finance Doug Heller, Anaheim Arena Management Vice President of Finance Angela Wergechik, Goaltending Consultant Francois Allaire, Video Coordinator Joe Trotta **THIRD ROW:** Assistant Equipment Manager John Alloway, Equipment Manager Doug Shearer, Andrew Ebbett, James Wisniewski, Francois Beauchemin, Bobby Ryan, Ryan Carter, Mike Brown, Strength & Conditioning Coach Sean Skahan, Head Athletic Trainer Tim Clark, Assistant Athletic Trainer Meaghan Beaudoin **BACK ROW:** Equipment Assistant Chris Kincaid, Petteri Nokelainen, Sheldon Brookbank, Ryan Whitney, George Parros, Corey Perry, Brendan Mikkelson, Erik Christensen, Brad Larsen, Massage Therapist James Partida

## POSTSEASON NOTES IN PLAYOFF SECTION

### THE SEASON:

The Ducks finished the 2008-09 regular season with a record of 42-33-7 for 91 points, ranking second in the Pacific Division and eighth in the Western Conference...Anaheim went 20-18-3 at home and 22-15-4 on the road in the regular season...the Ducks qualified for the playoffs for the fourth consecutive year and seventh time in club history (1997, 1999, 2003, 2006-2009).

### THE STANDINGS CLIMB:

After 69 games, the Ducks were 32-31-6, 12th in the Western Conference standings (13th by winning percentage)...Anaheim rallied to make the playoffs by posting the best record in the NHL (by points and winning percentage) over the last 13 games, going 10-2-1 (21 points, .808 win%)...the Ducks joined only the 1996-97 Ottawa Senators and 2006-07 New York Rangers as teams to rally from as low as 12th place to make the playoffs with 13 games-or-less remaining in the season...the 1996-97 Senators were 12th through 69 games and finished seventh, while the 2006-07 Rangers were 12th through 72 games and finished sixth.

### STRONG FINISH:

The Ducks finished the 2008-09 regular season winning five of the last seven games (5-1-1), 10 of 13 games (10-2-1) and were 11-3-1 in the last 15 overall...the Ducks scored at least one power play goal in eight of the last nine games (13-for-35, 37.1%) and went 20-for-48 (41.7%) over the final 13...in the last five contests, the Ducks were 9-for-16 on the power play for a 56.3% success rate...in addition, the club recorded 55 goals over the last 13 games (4.2 per game), scoring at least five goals in five of those contests.

### ROAD SUCCESS:

Anaheim finished the 2008-09 regular season by recording points in a team-record nine consecutive road games (7-0-2; 16 points), besting the previous mark of eight games set earlier in the year (7-0-1; Oct. 21-Nov. 30)...the Ducks won six straight road games before losing in a shootout in the season finale on Apr. 11 at Phoenix, falling just one win shy of tying a club-record seven-game road winning streak from Nov. 28-Dec. 13, 2006...with a 22-15-4 road record, the Ducks tied a franchise record for most road wins in a single season (22-15-4, 2006-07).

### LEADING THE WAY:

Center **Ryan Getzlaf** concluded the 2008-09 campaign ranked tied for third among NHL leaders in assists, tied for sixth in scoring (25-66=91) and tied for fourth in power play assists (28)...in addition to leading the club in assists and scoring, Getzlaf broke the Ducks single-season assist record (previously Kariya, 62) on his third helper of the night as part of a four-assist effort on Apr. 4 at San Jose...with two assists (0-2=2) on Apr. 2 at Vancouver, he set a single-season career high in assists (60), one game after establishing a personal best for points in a season on Mar. 31 at Edmonton (83).

### HILLER STRONG IN NET:

Goaltender **Jonas Hiller** concluded the regular season ranked tied for seventh among NHL goaltenders in GAA (2.39) and tied for sixth in SV% (.919)...over his last 12 games, Hiller went 8-2-0 with a 2.44 GAA and .919 SV%, stopping 319-of-347 shots...prior to a 3-2 loss to San Jose on Apr. 5 at Honda Center, Hiller won seven consecutive decisions to tie Guy Hebert for the longest winning streak in franchise history (Hebert won seven straight games from Feb. 25-Mar. 22, 1995).

### THE CAPTAIN LEADS THE WAY, AGAIN:

**Scott Niedermayer** concluded the regular season ranked second among all defensemen in scoring starting Jan. 1 (9-31=40, Mike Green of WSH had 23-27=50 points)...for the season, he ranked tied for third in the NHL in scoring and assists among defensemen...Niedermayer became Anaheim's all-time goal scorer among defensemen by surpassing Oleg Tverdokvov with his 46th goal as a Duck on Mar. 8 vs. Minnesota...Niedermayer recorded his third three-point night of the season (1-2=3) on Mar. 31 at EDM, tying a single-game career high.

### MOVING ON UP:

Right wing **Teemu Selanne** scored his 1,200th career NHL point with his overtime goal on Mar. 18 vs. Nashville...Selanne became the 45th player in NHL history to reach the milestone and only the sixth player born outside North America to reach the mark, joining Jaromir Jagr, Stan Mikita, Jari Kurri, Mats Sundin and Paul Stastny...he became the franchise's all-time games played leader with his 617th game as a Duck on Jan. 31 at Colorado...with his appearance that afternoon at Pepsi Center, Selanne surpassed former teammate Steve Rucchin for sole possession of first in all-time Ducks appearances.

# 2008-09 GAME-BY-GAME



Date	Team	W/L/OT	Record	GF-GA	Scorers	W Goal	PP	PK	SFSA	W - L Gldtr	Attend.
10/9/2008	@ SAN JOSE	L	00-01-00	1-4	44	14	0-2	5-7	29-41	20 - 35	17496
10/12/2008	PHOENIX	L	00-02-00	2-4	20,16	91	0-4	4-5	35-24	30 - 35	17174+
10/14/2008	@ LOS ANGELES	L	00-03-00	3-6	17,22,8	25	0-5	6-9	26-23	35 - 35	14451
10/15/2008	EDMONTON	L	00-04-00	2-3	40,44	71	0-2	3-4	35-28	32 - 1	16604
10/17/2008	SAN JOSE	W	01-04-00	4-0	23,32,25P,26	23	1-7	7-7	20-38	35 - 20	17174+
10/19/2008	CAROLINA	L	01-05-00	1-3	23	17	0-4	4-4	33-24	49 - 35	16847
10/21/2008	@ TORONTO	W**	02-05-00	3-2	23,16,8X	8	0-1	4-4	21-38	35 - 31	19222
10/24/2008	@ OTTAWA	W	03-05-00	4-3	17,22,26,15P	15	1-3	5-7	32-30	1 - 31	19762
10/25/2008	@ MONTREAL	W	04-05-00	6-4	40,15,10P,14,32S,8P	32	2-3	5-6	25-51	35 - 31	21273
10/27/2008	@ COLUMBUS	W	05-05-00	3-2	15,10,8P	8	1-5	6-6	24-32	35 - 30	10494
10/29/2008	DETROIT	W*	06-05-00	5-4	8P,8P,8P,17,23	23	3-8	5-7	34-38	35 - 30	17174+
10/31/2008	VANCOUVER	O**	06-05-01	6-7	27P,8P,5,25,8P,10	2	3-9	3-5	37-29	1 - 1	16704
11/2/2008	CALGARY	W	07-05-01	3-2	15,25,20	20	0-1	5-6	37-36	35 - 34	16965
11/4/2008	@ LOS ANGELES	W*	08-05-01	1-0	15,25	25	0-4	6-6	27-35	35 - 31	14327
11/5/2008	ST. LOUIS	W	09-05-01	5-2	44,8P,10,15,15	10	1-1	4-5	27-32	1 - 50	16144
11/7/2008	DALLAS	L	09-06-01	2-5	7,27P	37	1-5	3-5	30-26	35 - 35	17048
11/9/2008	FLORIDA	L	09-07-01	1-3	10	10	0-4	3-4	45-26	31 - 35	16951
11/14/2008	NASHVILLE	O*	09-07-02	3-4	7,14P,15P	2	2-4	3-5	35-35	39 - 35	16485
11/16/2008	LOS ANGELES	W	10-07-02	2-0	10,3	10	0-3	5-5	26-29	1 - 1	17174+
11/19/2008	WASHINGTON	L	10-08-02	4-6	54,15,54,8P	10	1-5	5-8	32-33	60 - 35	16076
11/21/2008	@ ST. LOUIS	O*	10-08-03	2-3	14,27P	12	1-5	3-5	28-28	34 - 35	19150
11/22/2008	@ DALLAS	W**	11-08-03	2-1	10P,15X	15	1-4	7-7	24-32	1 - 35	17734
11/24/2008	COLORADO	W	12-08-03	4-1	8P,14,25,8P	14	2-3	4-4	24-30	35 - 31	16632
11/28/2008	CHICAGO	W	13-08-03	1-0	15	15	0-1	2-2	21-26	1 - 38	16994
11/30/2008	@ CAROLINA	W	14-08-03	4-1	15,8P,44,44	8	1-4	4-4	27-37	1 - 49	14191
12/1/2008	@ DETROIT	L	14-09-03	1-2	14	81	0-2	4-4	16-47	30 - 1	18862
12/3/2008	@ CHICAGO	L	14-10-03	2-4	8P,25	19	1-3	4-5	32-41	38 - 1	21574
12/7/2008	COLUMBUS	W	15-10-03	5-3	15,20,15,54,44	54	0-3	5-6	34-32	35 - 31	16914
12/10/2008	ST. LOUIS	W	16-10-03	4-2	16,14P,7,14	7	1-4	4-5	36-28	35 - 50	16058
12/11/2008	@ SAN JOSE	L	16-11-03	0-2	-	12	0-5	3-3	31-27	20 - 1	17496
12/14/2008	MINNESOTA	W	17-11-03	4-2	15,10,7,54	7	0-5	3-4	34-28	35 - 29	16577
12/16/2008	NY RANGERS	L	17-12-03	1-3	14	10	0-3	4-5	20-29	30 - 1	16921
12/19/2008	@ EDMONTON	W**	18-12-03	3-2	44S,10P,10X	10	1-8	9-10	36-53	1 - 35	16830
12/22/2008	@ VANCOUVER	L	18-13-03	3-4	54P,27P,26	22	2-5	6-8	27-26	41 - 1	18639
12/23/2008	@ CALGARY	L	18-14-03	3-4	7,15,17	13	0-1	3-4	33-32	34 - 35	19289
12/27/2008	@ DALLAS	O*	18-14-04	3-4	14,7P,7	9	1-2	4-5	22-38	35 - 35	18532
12/28/2008	@ ST. LOUIS	W	19-14-04	4-3	44,27P,5,54P	54	2-4	4-6	29-30	1 - 50	19150
12/31/2008	COLUMBUS	L	19-15-04	0-2	-	11	0-5	4-4	27-29	1 - 35	16758
1/2/2009	PHILADELPHIA	O**	19-15-05	4-5	10,44,48P,15P	18	2-4	5-6	27-32	43 - 35	17597+
1/4/2009	PHOENIX	W	20-15-05	2-0	25P,54P	25	2-4	4-4	34-29	1 - 30	16878
1/6/2009	LOS ANGELES	W	21-15-05	3-1	54P,26P,44	26	2-5	3-4	26-18	1 - 31	17174+
1/8/2009	@ LOS ANGELES	L	21-16-05	3-4	54P,54,54	24	1-6	2-3	27-26	32 - 1	18118
1/9/2009	TAMPA BAY	L	21-17-05	3-4	48P,5,25	12	1-4	2-3	32-19	31 - 1	17174+
1/11/2009	NEW JERSEY	W	22-17-05	4-3	54,26,14,14	14	0-4	1-2	34-21	35 - 35	17331+
1/14/2009	DETROIT	L	22-18-05	3-4	15,10P,5	93	1-4	3-4	28-33	30 - 35	17525+
1/16/2009	@ PITTSBURGH	L	22-19-05	1-3	15P	24	1-4	3-3	22-24	29 - 35	17005
1/17/2009	@ MINNESOTA	W	23-19-05	3-0	10P,54,10	10	1-1	4-4	34-30	1 - 32	18568
1/20/2009	@ NY RANGERS	L	23-20-05	2-4	54P,10	19	1-5	5-7	34-30	30 - 1	18200
1/21/2009	@ NY ISLANDERS	L	23-21-05	1-2	54P	54	1-5	0-1	40-14	34 - 35	11853
1/27/2009	@ PHOENIX	W	24-21-05	7-3	14,10P,14,44,32,54,10	44	1-1	4-5	37-26	1 - 30	15383
1/28/2009	CHICAGO	L	24-22-05	2-3	54P,32S	19	1-2	2-3	38-27	39 - 1	17193+
1/31/2009	@ COLORADO	W	25-22-05	4-3	16,15,27P,8	8	1-5	4-5	31-37	1 - 31	17652
2/2/2009	BUFFALO	W	26-22-05	3-2	25,14P,10P	10	2-3	2-2	37-23	1 - 10	16874
2/4/2009	@ MINNESOTA	L	26-23-05	0-3	-	15	0-5	2-3	34-25	32 - 1	18568
2/5/2009	@ NASHVILLE	L	26-24-05	2-4	10,10	10	0-2	2-2	30-34	35 - 35	14877
2/7/2009	@ CALGARY	W	27-24-05	2-1	54,10	10	0-2	4-4	25-27	35 - 1	19289
2/11/2009	CALGARY	W*	28-24-05	3-2	27P,7,27	27	1-5	4-4	40-23	35 - 34	17270+
2/15/2009	ATLANTA	L	28-25-05	4-8	8,8,54,48	17	0-3	4-6	35-43	32 - 35	17228+
2/18/2009	LOS ANGELES	L	28-26-05	3-4	8P,15P,14	11	2-6	4-6	31-26	32 - 1	17089
2/20/2009	@ DETROIT	L	28-27-05	2-5	15P,54	40	1-4	3-5	26-34	29 - 35	20066
2/21/2009	@ COLUMBUS	W	29-27-05	5-2	25P,7,10,14,54	10	1-2	6-8	13-28	35 - 1	18628
2/24/2009	@ BUFFALO	W	30-27-05	3-2	8,22S,13	13	0-3	3-4	22-36	35 - 40	18690
2/26/2009	@ BOSTON	L	30-28-05	0-6	-	48	0-3	2-4	35-27	30 - 35	17565
2/28/2009	@ DALLAS	W	31-28-05	4-3	27,48P,10,8	8	1-3	3-4	18-33	35 - 35	18171
3/3/2009	@ CHICAGO	O*	31-28-06	2-3	18,54	24	0-3	2-2	28-37	38 - 35	21619
3/6/2009	DALLAS	L	31-29-06	2-3	34,9	21	0-3	3-4	38-16	35 - 35	17380+
3/8/2009	MINNESOTA	L	31-30-06	2-3	22S,17	15	0-3	4-4	38-25	32 - 1	17300+
3/11/2009	VANCOUVER	W*	32-30-06	4-3	8,15,17,27	27	0-6	5-5	41-35	1 - 1	16967
3/15/2009	SAN JOSE	L	32-31-06	0-1	-	24	0-4	4-4	34-30	20 - 1	17511+
3/18/2009	NASHVILLE	W*	33-31-06	4-3	10,48P,9P,8P	8	3-5	1-3	31-24	35 - 35	16181
3/19/2009	@ PHOENIX	W**	34-31-06	3-2	18,17,9X	9	0-2	5-5	27-28	1 - 30	12739
3/22/2009	PHOENIX	W	35-31-06	6-2	27P,16,10,15P,15P,48P	10	4-5	4-4	30-28	1 - 30	17215+
3/24/2009	@ NASHVILLE	W**	36-31-06	2-1	18,8X	8	0-1	2-3	19-32	35 - 35	16418
3/25/2009	@ COLORADO	W	37-31-06	7-2	26,8,10,10P,48P,44,17	10	2-6	3-4	29-36	1 - 31	16279
3/27/2009	EDMONTON	L	37-32-06	3-5	15,15P,10	51	1-9	3-4	54-20	35 - 35	17257+
3/29/2009	COLORADO	W	38-32-06	4-1	10,9P,9,18	9	1-4	1-2	31-27	1 - 31	17182+
3/31/2009	@ EDMONTON	W	39-32-06	5-3	21,27P,25P,44,44P	44	3-4	4-5	25-31	1 - 35	16839
4/2/2009	@ VANCOUVER	W**	40-32-06	6-5	8P,9,9,10,8,10X	10	1-1	3-4	32-30	1 - 1	18630
4/4/2009	@ SAN JOSE	W	41-32-06	5-2	9,10,13,8,9P	13	1-1	2-3	28-30	1 - 20	17496
4/5/2009	SAN JOSE	L	41-33-06	2-3	17S,10P	14	1-2	5-7	21-26	33 - 1	17398+
4/10/2009	DALLAS	W**	42-33-06	4-3	22,27,48,8X	8	0-4	3-4	39-45	1 - 35	17531+
4/11/2009	@ PHOENIX	O**	42-33-07	4-5	26P,10P,9P,8	41	3-4	4-6	35-33	30 - 35	16438

(\* = OVERTIME \*\* = SHOOTOUT \*\* = SELLOUT) + = POWER PLAY GOAL S = SHORTHANDED GOAL X = SHOOTOUT GOAL



# 2007-08 ANAHEIM DUCKS



**Front Row (L-R):** J.S. Giguere, Executive Vice President/COO Tim Ryan, Senior Vice President of Hockey Operations Bob Murray, Executive Vice President & General Manager Brian Burke, Owner Henry Samueli, Rob Niedermayer, Chris Pronger, Chris Kunitz, Owner Susan Samueli, CEO Michael Schulman, Head Coach Randy Carlyle, Assistant General Manager David McNab, Jonas Hiller. **Second Row:** Assistant Coach Newell Brown, Assistant Coach Dave Farrish, Vice President of Human Resources Kim Kutcher, Vice President of Operations Kevin Starkey, Senior Vice President/CMO Bob Wagner, Teemu Selanne, Scott Niedermayer, Samuel Pahlsson, Todd Marchant, Senior Advisor to the General Manager Al Coates, Vice President of Sales & Marketing Steve Obert, Vice President of Finance Doug Heller, Anaheim Arena Management Vice President of Finance Angela Wergechik, Video Coordinator Joe Trotta. **Third Row:** Assistant Equipment Manager John Alloway, Equipment Manager Doug Shearer, Doug Weight, Mathieu Schneider, Bobby Ryan, Sean O'Donnell, Ryan Getzlaf, Corey Perry, Francois Beauchemin, Marc-Andre Bergeron, Goaltending Consultant Francois Allaire, Strength & Conditioning Coach Sean Skahan, Head Trainer Tim Clark. **Back Row:** Visiting Team Equipment Attendant Chris Kincaid, Brad May, Travis Moen, Brian Sutherby, George Parros, Todd Bertuzzi, Kent Huskins, Joe DiPenta, Ryan Carter, Massage Therapist James Partida.

## POSTSEASON NOTES IN PLAYOFF SECTION

### THE SEASON:

The Ducks completed the 2007-08 regular season with a mark of 47-27-8 for 102 points, finishing second in the Pacific Division and fourth in the Western Conference...Anaheim eclipsed the 100-point mark for the second consecutive year, while setting new season club records for the fewest goals allowed (184) and most home wins (28)...Anaheim finished the year winning eight of its last 10 (8-2-0) and 15 of the last 20 games (15-4-1)...at Honda Center, the club went 12-1-0 in the last 13 games and 19-3-1 over the final 23 home contests...the club clinched a playoff berth for the third consecutive year and sixth time in franchise history on Mar. 26 vs. Los Angeles in a 2-1 shootout triumph.

### DUCKS SELL OUT THE SEASON:

The Ducks' sellout vs. Phoenix on Apr. 6 (17,269) marked the club's 40th in 40 games at Honda Center in 2007-08, a complete sellout for the regular season...it was just the second time a local NHL team (Southern California market) had sold out a full (non-lockout) regular season...the 1991-92 Los Angeles Kings were the only other such team to do so at the 16,005-seat Forum...the Ducks set franchise attendance records last season for sellouts (40), average attendance (17,195) and percent capacity (100.12%)...the Ducks broke the team record for consecutive regular season sellouts on Feb. 22 against the St. Louis Blues when they surpassed the previous record of 51 straight regular season sellouts set from Dec. 22, 1993-Oct. 20, 1995...the Ducks finished the regular season with a sellout streak of 74 games, the third-longest active regular season sellout streak among U.S.-based NHL teams (behind only Minnesota and the NY Rangers).

### LEADERS BY ADDITION:

The Ducks went 20-5-1 after the return of right wing **Teemu Selanne** on Feb. 5 against the New York Islanders at Nassau Coliseum...the Ducks also had similar success when they welcomed the return of defenseman **Scott Niedermayer** and arrival of center **Doug Weight**...the Ducks owned the best winning percentage in the NHL after Selanne's return on Feb. 5 (.788) and the best winning percentage following Niedermayer's return on Dec. 16 (.708)...below is a closer look:

#### NHL STANDINGS BEGINNING FEB. 5

RK	TEAM	GP	W	L	OT	PTS	WIN %
1.	Anaheim	26	20	5	1	41	.788
2.	San Jose	30	20	7	3	43	.717
3.	Washington	29	19	7	3	41	.696
4.	Montreal	29	19	9	1	39	.672
5.	Pittsburgh	29	18	8	3	39	.672

### WINNING AT HONDA CENTER:

The Ducks finished 28-9-4 at Honda Center in 2007-08, establishing a new franchise record for home wins in the regular season...the previous team record of 26 home wins was established during the 2005-06 season (26-10-5) and matched in the 2006-07 campaign (26-6-9)...the Ducks won a franchise-record 10 consecutive games at Honda Center from Feb. 17-Mar. 26, marking the longest home winning streak in the NHL in 2007-08.

### THE TOP 10 LIST:

**J.S. Giguere** was one of only three goaltenders in the NHL in 2007-08 to rank among the top 10 in wins, goals-against average and save percentage...Giguere ranked second in GAA (2.12), third in SV% (.922) and tied for seventh in wins (35)...the only other two goaltenders who ranked among the top 10 in all three categories were New Jersey's Martin Brodeur and Minnesota's Niklas Backstrom.

### HILLER SHINES:

Ducks goaltender **Jonas Hiller** closed the regular season on a strong note...from Mar. 1 through the end of the regular season, Hiller ranked second in the NHL with a .952 SV% (stopping 217-of-228 shots) and 1.55 GAA (11 GA/426 MIN) among goaltenders that played in at least five games (Hiller was 4-3-0 in those games).

### WINNING WAYS:

**Randy Carlyle** (138-74-34) became Anaheim's winningest head coach in franchise history with a 2-1 victory over the New Jersey Devils on Feb. 8 at Prudential Center...Carlyle surpassed Ron Wilson's club record of 120 wins as a Ducks head coach with win No. 121 in his 223rd game behind the bench with Anaheim.

#### NHL STANDINGS BEGINNING DEC. 16

RK	TEAM	GP	W	L	OT	PTS	WIN %
1.	Anaheim	48	32	12	4	68	.708
2.	Pittsburgh	51	32	13	6	70	.686
3.	San Jose	52	32	14	6	70	.673
4.	Washington	49	30	13	6	64	.673
5.	Montreal	50	31	14	5	67	.670



# 2007-08 GAME-BY-GAME



Date	Team	W/L/OT	Record	GF - GA	Scorers	W Goal	PP	PK	SF - SA	W - L	Gltdr	Attend.
09/29/07	@ LOS ANGELES (London)	L	00-01-00	1-4	54P	4	1-8	4-7	27-21	45	- 30	17551
09/30/07	vs. LOS ANGELES (London)	W	01-01-00	4-1	10P,14P,10,32	14	2-4	4-4	25-23	1	- 35	17300
10/03/07	@ DETROIT	O**	01-01-01	2-3	4,15P	26	1-5	5-7	15-42	39	- 30	17610
10/05/07	@ COLUMBUS	L	01-02-01	0-4	-	61	0-7	8-11	28-37	31	- 30	17852
10/06/07	@ PITTSBURGH	L	01-03-01	4-5	14P,15,14S,10	12	1-5	4-5	23-29	29	- 1	17132
10/10/07	BOSTON	W	02-03-01	2-1	15,23	23	0-3	3-3	30-19	30	- 30	17285+
10/14/07	MINNESOTA	L	02-04-01	0-2	-	12	0-8	4-4	37-25	29	- 35	17174+
10/15/07	DETROIT	W	03-04-01	6-3	40,14P,19,26S,10P,21S	26	2-11	8-9	29-35	30	- 39	17174+
10/17/07	NASHVILLE	W	04-04-01	3-1	10,56,18	56	0-2	2-2	31-29	35	- 30	17174+
10/20/07	@ DALLAS	L	04-05-01	1-3	25P	63	1-9	2-3	21-23	35	- 35	18057
10/23/07	@ ST. LOUIS	L	04-06-01	2-4	19,28	22	0-5	3-5	16-33	34	- 35	14764
10/25/07	PHOENIX	L	04-07-01	0-1	-	12	0-6	5-5	31-21	35	- 30	17174+
10/28/07	EDMONTON	O**	04-07-02	2-3	14,10	89	0-3	4-4	32-22	32	- 35	17174+
11/01/07	COLUMBUS	W**	05-07-02	2-1	44,11X	11	0-6	5-6	34-20	35	- 30	17174+
11/03/07	@ PHOENIX	W	06-07-02	5-2	11P,10,24,15P,10	24	2-6	4-5	39-32	35	- 35	15888
11/05/07	DALLAS	L	06-08-02	0-5	-	63	0-4	1-3	19-24	35	- 35	17174+
11/07/07	PHOENIX	O*	06-08-03	5-6	14P,22,11P,18,10	19	2-5	5-7	27-29	35	- 35	17174+
11/09/07	SAN JOSE	W**	07-08-03	3-2	15,19,15X	15	0-1	5-6	26-24	35	- 20	17174+
11/13/07	LOS ANGELES	W**	08-08-03	4-3	15P,22,40P,10X	10	2-4	6-8	33-32	35	- 35	17174+
11/15/07	@ LOS ANGELES	W	09-08-03	6-3	10,10,15,24,26,44	24	0-3	4-5	32-29	35	- 37	18118
11/17/07	@ SAN JOSE	W**	10-08-03	2-1	14,10X	10	0-2	4-4	29-29	35	- 20	17496
11/21/07	@ DALLAS	L	10-09-03	1-2	10P	15	1-6	4-6	18-24	41	- 35	18584
11/23/07	PHOENIX	O**	10-09-04	3-4	15,25P,25	19	1-4	4-5	26-38	30	- 1	17174+
11/25/07	LOS ANGELES	W	11-09-04	3-2	15,15,14	14	0-4	4-5	32-25	35	- 35	17174+
11/27/07	@ VANCOUVER	L	11-10-04	0-4	-	19	0-2	8-10	26-33	1	- 35	18630
11/29/07	@ CALGARY	W	12-10-04	4-1	22,14,10P,44S	14	1-1	5-6	26-39	35	- 34	19289
11/30/07	@ EDMONTON	L	12-11-04	1-5	15	10	0-5	7-8	22-35	35	- 35	16839
12/02/07	EDMONTON	L	12-12-04	0-4	-	14	0-4	3-5	25-21	32	- 35	17174+
12/05/07	BUFFALO	W	13-12-04	4-1	19,11P,4,10P	11	2-3	4-4	33-23	35	- 30	17174+
12/07/07	@ CHICAGO	W	14-12-04	5-3	10P,14,11,15,14	15	1-6	2-3	22-42	35	- 39	17734
12/08/07	@ NASHVILLE	L	14-13-04	2-4	7,15S	20	0-4	9-10	23-33	30	- 1	13469
12/10/07	@ COLUMBUS	W*	15-13-04	4-3	10P,10P,26S,25P	25	3-6	7-9	28-35	35	- 31	11984
12/12/07	VANCOUVER	L	15-14-04	2-3	25,4	29	0-2	4-4	35-20	41	- 35	17174+
12/14/07	MINNESOTA	L	15-15-04	2-5	24,4P	25	1-2	2-6	30-19	29	- 35	17174+
12/16/07	SAN JOSE	O**	15-15-05	1-2	54	19	0-4	8-8	31-37	20	- 35	17174+
12/18/07	@ SAN JOSE	W	16-15-05	2-0	10,54P	10	1-5	5-5	16-20	35	- 20	17197
12/19/07	COLORADO	W*	17-15-05	2-1	25,11	11	0-2	1-1	38-12	1	- 31	17174+
12/22/07	@ SAN JOSE	W	18-15-05	5-2	25,10P,14,4,21	14	1-4	4-5	24-29	35	- 20	17496
12/27/07	@ EDMONTON	W	19-15-05	2-1	10,39	39	0-3	3-3	23-16	35	- 32	16839
12/29/07	@ CALGARY	L	19-16-05	3-5	4P,16,27P	12	2-4	5-6	32-35	34	- 35	19289
12/30/07	@ VANCOUVER	L	19-17-05	1-2	15	24	0-2	3-3	22-22	1	- 1	18630
01/02/08	COLUMBUS	W	20-17-05	2-1	15,25P	25	1-5	5-5	34-27	35	- 31	17174+
01/04/08	CHICAGO	W	21-17-05	2-1	10,14P	14	1-7	4-4	32-21	1	- 39	17174+
01/05/08	@ PHOENIX	O**	21-17-06	2-3	15,39	88	0-3	3-4	31-34	30	- 35	16159
01/07/08	NASHVILLE	W	22-17-06	5-2	32,14,25P,10P,15	25	2-3	2-4	37-22	35	- 39	17174+
01/09/08	TORONTO	W	23-17-06	5-0	4,10,12,39P,14P	4	2-4	6-6	24-28	35	- 35	17174+
01/13/08	SAN JOSE	W*	24-17-06	4-3	4,10,39,23	23	0-5	2-3	29-29	35	- 1	17174+
01/15/08	DALLAS	W	25-17-06	4-2	27,22,15P,4P	15	2-5	3-3	36-24	35	- 35	17174+
01/17/08	@ NASHVILLE	W	26-17-06	2-1	12P,10	10	1-7	6-7	16-34	35	- 30	14193
01/18/08	@ MINNESOTA	W	27-17-06	4-2	4,10,25P,4	25	1-4	2-2	27-27	1	- 29	18568
01/20/08	@ DALLAS	L	27-18-06	2-5	11P,15	15	1-5	4-5	20-27	35	- 35	18461
01/23/08	DETROIT	L	27-19-06	1-2	25P	51	1-5	5-6	25-33	39	- 35	17355+
01/24/08	@ LOS ANGELES	L	27-20-06	1-3	44	7	0-5	5-6	32-31	35	- 35	18118
01/30/08	@ MINNESOTA	L	27-21-06	1-5	10	10	0-4	4-4	21-23	32	- 35	18568
02/01/08	@ ST. LOUIS	O**	27-21-07	0-1	-	10	0-4	3-3	30-20	34	- 35	19150
02/02/08	@ PHILADELPHIA	L	27-22-07	0-3	-	22	0-3	2-3	27-25	43	- 1	19822
02/05/08	@ NY ISLANDERS	W	28-22-07	3-0	27P,22,39	27	1-6	1-1	26-25	35	- 39	9649
02/07/08	@ NY RANGERS	W	29-22-07	4-1	11,10,14P,4	10	1-2	4-4	19-33	35	- 30	18200
02/08/08	@ NEW JERSEY	W	30-22-07	2-1	52,52	52	0-2	5-5	24-35	1	- 30	15332
02/10/08	@ DETROIT	W	31-22-07	3-2	52,11,40	40	0-2	6-8	19-29	35	- 30	20066
02/12/08	@ COLORADO	W	32-22-07	2-1	8P,26	26	1-3	4-4	29-33	35	- 60	16257
02/15/08	DALLAS	L	32-23-07	2-4	14,14	3	0-4	3-6	22-21	35	- 35	17323+
02/17/08	CALGARY	W	33-23-07	4-2	15,52,27P,25P	27	2-6	2-3	36-25	35	- 34	17174+
02/20/08	COLORADO	W**	34-23-07	3-2	8P,44,10X	10	1-6	4-4	22-28	35	- 31	17174+
02/22/08	ST. LOUIS	W*	35-23-07	2-1	8,26	26	0-3	4-4	29-17	35	- 34	17174+
02/24/08	CHICAGO	W	36-23-07	6-3	8P,15,8P,40,8,14	40	2-9	6-6	28-32	1	- 40	17174+
02/29/08	CALGARY	W	37-23-07	3-1	11,27P,8P	27	2-7	4-5	25-23	35	- 34	17174+
03/03/08	OTTAWA	W	38-23-07	3-1	4,10P,27P	10	2-6	4-4	31-25	35	- 29	17174+
03/05/08	@ CHICAGO	L	38-24-07	0-3	-	52	0-3	7-9	19-28	50	- 35	16666
03/06/08	@ COLORADO	L	38-25-07	0-1	-	8	0-3	6-6	27-30	60	- 1	18007
03/09/08	MONTREAL	W	39-25-07	3-1	22,14,26S	14	0-8	4-4	37-21	35	- 31	17174+
03/11/08	@ PHOENIX	O**	39-25-08	2-3	22,15	17	0-3	3-4	37-39	30	- 35	14683
03/12/08	VANCOUVER	W	40-25-08	4-1	22,32S,44,39P	32	1-4	5-6	31-31	1	- 1	17174+
03/15/08	ST. LOUIS	W	41-25-08	5-2	11,8P,44,44,15	44	1-5	1-1	33-40	35	- 34	17174+
03/19/08	@ DALLAS	W	42-25-08	2-1	27P,4P	4	2-5	7-7	17-21	35	- 35	18584
03/21/08	@ SAN JOSE	L	42-26-08	1-2	22	27	0-2	6-7	13-43	20	- 1	17496
03/22/08	@ PHOENIX	W	43-26-08	2-1	8,8P	8	1-6	4-5	15-31	1	- 30	17645
03/26/08	LOS ANGELES	W**	44-26-08	2-1	54P,11X	11	1-5	1-2	40-32	1	- 31	17331+
03/28/08	SAN JOSE	L	44-27-08	1-3	27P	27	1-3	2-3	24-27	33	- 1	17334+
03/30/08	DALLAS	W**	45-27-08	3-2	11P,11,14X	14	1-7	5-5	32-25	35	- 35	17174+
04/05/08	@ LOS ANGELES	W	46-27-08	4-3	33,8,15,8	8	0-2	3-3	26-31	35	- 39	18118
04/06/08	PHOENIX	W**	47-27-08	3-2	14,54,15X	15	0-0	1-2	43-34	1	- 30	17269+

(\* = OVERTIME \*\* = SHOOTOUT + = SELLOUT  
P = POWER PLAY GOAL S = SHORTHANDED GOAL X = SHOOTOUT GOAL

# 2006-07 ANAHEIM DUCKS

## 2007 STANLEY CUP CHAMPIONS



**FRONT ROW (L-R):** J.S. Giguere, Assistant General Manager David McNab, Vice President/COO Tim Ryan, Senior Vice President of Hockey Operations Bob Murray, Executive Vice President & General Manager Brian Burke, Owner Henry Samueli, Chris Pronger, Scott Niedermayer, Rob Niedermayer, Owner Susan Samueli, CEO Michael Schulman, Head Coach Randy Carlyle, Senior Vice President/CMO Bob Wagner, Ilya Bryzgalov and Sebastien Caron. **SECOND ROW:** Trainer Rick Burrill, Assistant Coach Dave Farrish, Vice President of Finance Doug Heller, Vice President of Human Resources Kim Kutcher, Senior Vice President/General Manager of Honda Center Mike O'Donnell, Chris Kunitz, Andy McDonald, Teemu Selanne, Samuel Pahlsson, Todd Marchant, Ryan Shannon, Senior Advisor to the General Manager Al Coates, Vice President of Sales & Marketing Steve Obert, Assistant Coach Newell Brown and Video Coordinator Joe Trotta. **THIRD ROW:** Assistant Equipment Manager John Allaway, Equipment Manager Mark O'Neill, Mark Hartigan, Francois Beauchemin, Travis Moen, Corey Perry, Sean O'Donnell, Ryan Getzlaf, Brad May, Goaltending Consultant Francois Allaire, Director of Professional Scouting Rick Paterson, Strength & Conditioning Coach Sean Skahan and Head Trainer Tim Clark. **BACK ROW:** Visiting Team Equipment Attendant Chris Kincaid, Aaron Rome, Shawn Thornton, Kent Huskins, Joe DiPenta, Dustin Penner, George Parros, Ric Jackman, Drew Miller, Ryan Carter, Joe Motzko and Massage Therapist James Partida.

### PACIFIC DIVISION CHAMPIONS:

The Ducks finished the season with a record of 48-20-14 for 110 points, winning their first Pacific Division Title (finished second in Western Conference)...Anaheim's OT win vs. Dallas on Mar. 23 clinched a playoff berth, marking the first time in team history the club qualified for the playoffs in consecutive seasons (fifth playoff appearance overall)...the Ducks took over sole possession of first place in the Pacific Division on Oct. 27 and spent the final 72 games and 163 days atop of the Pacific Division...they clinched the division title on Apr. 7 with Vancouver's 4-3 OT win vs. SJ, then finished the season later that evening with a 4-3 win @ Columbus...below is a look at the Ducks' finish within its division in each of their 13 seasons in the NHL:

#### SEASON

1993-94  
1994-95  
1995-96  
1996-97  
1997-98  
1998-99  
1999-00  
2000-01  
2001-02  
2002-03  
2003-04  
2005-06

#### DIVISION WINNER

Calgary Flames  
Calgary Flames  
Colorado Avalanche  
Colorado Avalanche  
Colorado Avalanche  
Dallas Stars  
Dallas Stars  
San Jose Sharks  
Dallas Stars  
San Jose Sharks  
Dallas Stars

#### 2006-07

#### Anaheim Ducks

#### DUCKS FINISHED

Fourth (six-team division)  
Sixth (six-team division)  
Fourth (seven-team division)  
Second (seven-team division)  
Sixth (seven-team division)  
Third (five-team division)\*  
Fifth (five-team division)  
Fifth (five-team division)  
Fifth (five-team division)  
Second (five-team division)  
Fourth (five-team division)  
Third (five-team division)  
**First (five-team division)**

\*The Pacific Division was realigned to today's format prior to the 1998-99 season

### RECORD-BREAKING SEASON:

After breaking nearly all major club records in 2005-2006, the Ducks followed suit with another record-breaking season...With a 48-20-14 record, the Ducks set new franchise records for wins (48) and standings points (110), reaching the 100-point mark for the first time in club history...Anaheim also set new club highs in goals (254 - does not include goals awarded for shootout wins), PP goals (89) and PP% (22.4%, 89-for-398).

### STRONG FINISH:

The Ducks closed out the season earning standings points in six straight (4-0-2) and 17 of their last 20 games (13-3-4)...the club earned points in 12 of their last 13 home contests (8-1-4)...in addition, Anaheim recorded points in the last five consecutive (4-0-1) and seven of their last nine road games (5-2-2)...the Ducks recorded points in 62 of 82 games (110 of a possible 164).

# 2006-07 ANAHEIM DUCKS



## HOT TICKET IN TOWN:

The Ducks finished the regular season having sold out 22 consecutive home contests (longest streak since 1998) and 24 of the last 25...the club recorded 25 total sellouts on the season, 13 more than it had in 2005-2006...the 25 sellouts matches the most since the 1997-98 season...the Ducks averaged 16,377 fans per game, an 8.2% increase over last year (15,131)...the club's average attendance and percent capacity (95.4%) were also the highest since the 1997-98 season.

## WEST COAST WINNERS:

The Ducks recorded 106 points with their win Mar. 31 @ STL, breaking Los Angeles' 32-year record for most points by a West Coast team in NHL history...below is a look at the top nine West Coast teams in NHL history to eclipse 100 points:

### TOP POINTS IN NHL HISTORY BY WEST COAST TEAMS

Team	Year	GP	Pts
<b>Anaheim</b>	<b>2006-07</b>	<b>82</b>	<b>110 (48-20-14)</b>
San Jose	2006-07	82	107 (51-26-5)
Los Angeles	1974-75	80	105 (42-17-21)
San Jose	2003-04	82	104 (43-21-18)
Vancouver	2002-03	82	104 (45-23-14)
Vancouver	2006-07	82	105 (49-26-7)
Los Angeles	1990-91	80	102 (46-25-10)
Vancouver	2003-04	82	101 (43-24-15)
Vancouver	1992-93	84	101 (46-29-9)

\*The California/Oakland Seals' best finish was in 1968-69 with 69 points

## TOUGH TO BEAT:

Anaheim netminder **J.S. Giguere** finished the season with a record of 36-10-8...his GAA (2.26) was his lowest since the 2001-02 season (2.13) and his SV% (.918) was his best since 2002-03 (.920)...in 28 home starts, Giguere posted a 21-2-5 record with a 2.17 GAA (60 GA/1,660 min.) and .917 SV% (659-of-719 shots), having earned the Ducks points in 26 of those games...for the season, he ranked 10th in the NHL in wins, 5th in GAA and T-7th in SV%...in addition, with a win March 29 @ CBJ, Giguere broke his previous career-high and established a new franchise record for wins in a season (previous mark was 34 wins, set in 2002-03).



## BETTER WITH AGE:

With a goal March 29 @ CBJ, **Teemu Selanne** became the oldest player in NHL history to score 45-plus goals in one season (finished with 48)...Selanne was born on July 3, 1970...Selanne was also the first player in NHL history age 35-or-older to record consecutive 40+ goal seasons (had 40 in 2005-06)...it marked the 7th time in his career he hit the 40 goal plateau, the most among active NHL players...among league leaders, Selanne finished 3rd in the NHL (1st in the Western Conference) in goals and T-11th in the NHL in points (94)...he finished 1st in the NHL in power play goals (25) and T-1st in game-winning goals (10), which include two overtime winners.

## SPECIAL TEAMS TOP THE CHARTS:

The Ducks were the only team in the NHL this season to have a top-5 ranking in both power play and penalty killing percentage...the Ducks set a new club record for highest PP% in one season, finishing third in the NHL with a 22.4% success rate (89-for-398)...Anaheim finished fourth overall in PK%, killing 349-of-410 penalties on the campaign (85.1%)...the Ducks killed the last 22 consecutive opponent power play to end the season, going back to Mar. 28 @ CHI (did not allow a PP goal in the last five games).

## LIGHTING THE LAMP:

The Ducks scored three-or-more goals in 54 of 82 contests in 2006-2007...during the final stretch, the Ducks scored three-or-more goals in 10 of their last 14 and 15 of their last 20 contests...Anaheim recorded 258 team goals, T-3rd in the Western Conference.

## CLAMPING DOWN:

The Ducks were especially tough to score against during the third period in 2006-2007...Anaheim allowed only 64 goals in the final period of regulation, the second-least in the NHL...below is a look at the top five teams in the NHL who allowed the least amount of goals in the third period:

Team	Goals Allowed
Minnesota	55
<b>Anaheim</b>	<b>64</b>
Dallas	64
Detroit	64
New Jersey	67

# 2006-07 ANAHEIM DUCKS

## NORRIS FINALISTS:

Ducks defensemen **Scott Niedermayer** and **Chris Pronger** were both Norris Trophy finalists... Niedermayer (15-54=69) and Pronger (13-46=59) both finished the season with 50-plus points, marking the first time in club history two defensemen hit that plateau (prior to the 2006-07 season, no pair of Ducks defensemen had each recorded 40-or-more points):

- Captain Scott Niedermayer led all NHL defensemen in scoring, becoming the first Anaheim blue-liner to do so...he was also tied for first in assists among defensemen.
- Despite missing 16 games due to injury, defenseman Chris Pronger finished the season tied for sixth in points, sixth in assists among NHL defensemen and fourth overall in avg. TOI...Pronger led the Ducks in plus/minus...in addition, he ranked first in points-per-game (.89) among NHL defensemen.



## IRONMAN:

**Samuel Pahlsson** became the Ducks' all-time Ironman with 275 consecutive games played... on Jan. 9 @ NSH, he passed Oleg Tverdovsky to move into first place on the Ducks' all-time consecutive games played list...Pahlsson played in all 82 games in each of the last three seasons and has not missed a game since being a healthy scratch on Feb. 5, 2003 @ Edmonton...in addition, Pahlsson is currently 7th in the NHL on the active games played list...Andy McDonald is now in 2nd place on the Ducks all-time consecutive games played list, having played in 243 consecutive games...below is a list of most consecutive games played list in Ducks history and the longest "Iron Man" streaks NHL:



## DUCKS

Player	Consecutive Games Played
<b>Samuel Pahlsson</b>	<b>275</b>
Andy McDonald	243
Oleg Tverdovsky	237
Paul Kariya	195
Steve Rucchin	185

## NHL (ACTIVE)

Player	Consecutive Games Played
Brendan Morrison, VAN	512
Cory Sarich, TB	388
Andrew Brunette, COL	371
Olli Jokinen, FLA	294
Jay Pandolfo, NJ	283
Brad Richards, TB	283
<b>Samuel Pahlsson, ANA</b>	<b>275</b>

# 2006-07 GAME-BY-GAME



#	Date	Team	W/L/OT	Record	GF- GA	Scorers	W Goal	PP	PK	SF- SA	W - L Gtldr	Attend.
1	10/06/2006	LOS ANGELES	W	01-00-00	4-3	10,19,15,14P	14	1-5	6-7	32-44	35 - 39	17174+
2	10/07/2006	@ PHOENIX	W	02-00-00	2-1	8P,17P	17	2-5	5-6	25-35	30 - 31	15897
3	10/09/2006	ST. LOUIS	W	03-00-00	2-0	14P,14P	14	2-6	5-5	34-34	35 - 1	13938
4	10/11/2006	NY ISLANDERS	O**	03-00-01	4-5	26,26,25P,10P	16	2-6	2-3	50-24	1 - 35	12394
5	10/15/2006	DALLAS	O**	03-00-02	3-4	22S,27,19	36	0-4	8-10	39-35	35 - 35	15269
6	10/18/2006	DETROIT	W	04-00-02	4-1	15P,37P,14P,10	37	3-10	7-7	31-22	35 - 39	14767
7	10/20/2006	MINNESOTA	W	05-00-02	2-1	27,21	21	0-4	5-5	29-28	35 - 35	13430
8	10/22/2006	@ LOS ANGELES	W**	06-00-02	3-2	38,17,15X	15	0-1	2-2	21-31	35 - 31	18118
9	10/25/2006	EDMONTON	W	07-00-02	6-2	32,27,15,38,15,32	15	0-2	4-5	20-31	35 - 35	13537
10	10/27/2006	@ MINNESOTA	O**	07-00-03	2-3	19,14	9	0-4	9-9	34-33	35 - 35	18568
11	10/28/2006	@ CHICAGO	W	08-00-03	3-0	17,19P,44	17	1-7	3-3	22-14	30 - 31	13580
12	10/30/2006	@ ST. LOUIS	W**	09-00-03	6-5	32,23,22,27P,17P,15X	15	2-3	7-9	33-24	35 - 1	8629
13	11/01/2006	NY RANGERS	O*	09-00-04	3-4	8,25,15	68	0-6	7-9	33-34	80 - 35	14350
14	11/01/2006	PHOENIX	W	10-00-04	6-2	14P,17,8P,21,19,25P	8	3-7	5-5	35-27	30 - 31	14833
15	11/06/2006	PITTSBURGH	W*	11-00-04	3-2	14,10P,8P	8	2-9	2-2	40-17	35 - 41	16599
16	11/09/2006	@ VANCOUVER	W	12-00-04	6-0	37,14,26,15,22,15	37	0-7	5-5	27-20	35 - 1	18630
17	11/10/2006	@ CALGARY	L	12-01-04	0-3	-	22	0-5	2-2	37-18	34 - 30	19289
18	11/12/2006	MINNESOTA	W	13-01-04	3-2	17,10,27P	27	1-5	0-0	38-26	35 - 32	16306
19	11/15/2006	PHILADELPHIA	L	13-02-04	4-7	14,26,17P,19P	12	2-6	2-5	41-16	42 - 35	15379
20	11/17/2006	CHICAGO	O**	13-02-05	3-4	23,8P,14P	15	2-11	3-3	45-24	39 - 30	16526
21	11/19/2006	PHOENIX	W	14-02-05	6-4	11,14,11,14,14,44	14	2-5	1-4	30-28	35 - 1	16394
22	11/21/2006	SAN JOSE	W	15-02-05	5-0	25,15P,8,23P,8	25	2-5	3-3	44-23	35 - 20	15013
23	11/22/2006	@ COLORADO	O**	15-02-06	2-3	8P,17	19	1-4	4-4	44-32	60 - 35	17104
24	11/24/2006	NEW JERSEY	W	16-02-06	4-2	17,26,22S,22	22	0-6	5-6	37-25	35 - 30	16599
25	11/26/2006	CALGARY	W	17-02-06	5-3	26,8P,15P,8,22	8	2-6	3-4	39-22	31 - 29	17174+
26	11/28/2006	@ EDMONTON	W*	18-02-06	3-2	8P,14,15	15	1-3	4-4	26-22	35 - 35	16839
27	11/30/2006	@ VANCOUVER	W	19-02-06	2-1	19,15P	15	1-7	2-2	30-24	35 - 1	18630
28	12/02/2006	@ LOS ANGELES	W	20-02-06	4-3	32,8P,44,8P	8	2-6	5-7	29-41	35 - 39	16141
29	12/03/2006	LOS ANGELES	L	20-03-06	2-3	15P,22	24	1-3	7-8	29-41	39 - 35	17174+
30	12/06/2006	NASHVILLE	W	21-03-06	4-0	8,15,8P,14P	8	2-5	6-6	32-21	35 - 30	15362
31	12/08/2006	@ WASHINGTON	W	22-03-06	6-1	45,22S,17,8,19,10	22	0-3	6-7	34-27	35 - 37	12269
32	12/09/2006	@ TAMPA BAY	W	23-03-06	4-3	17,17P,8,14	14	1-2	5-5	25-27	35 - 30	18719
33	12/12/2006	@ FLORIDA	W	24-03-06	5-4	10,15,23,25P,25	25	1-4	4-4	36-31	35 - 35	13140
34	12/13/2006	@ ATLANTA	W	25-03-06	2-1	8P,8	8	1-5	6-7	32-35	35 - 32	16028
35	12/16/2006	@ SAN JOSE	L	25-04-06	3-4	15P,10,17P	19	2-7	4-6	35-29	20 - 35	17496
36	12/18/2006	CALGARY	W	26-04-06	4-1	19,26,17,10P	26	1-3	5-5	41-28	35 - 34	17174+
37	12/20/2006	DALLAS	W	27-04-06	4-1	25,10,10,27P	10	1-4	3-3	27-27	35 - 35	17174+
38	12/23/2006	@ PHOENIX	L	27-05-06	0-2	-	19	0-3	4-4	29-32	32 - 35	14843
39	12/26/2006	@ SAN JOSE	W	28-05-06	4-3	39,14,17,10	10	0-4	5-6	30-21	31 - 20	17496
40	12/29/2006	@ CAROLINA	L	28-06-06	2-4	8,8P	11	1-6	3-6	27-27	30 - 31	18790
41	12/31/2006	@ MINNESOTA	L	28-07-06	3-4	8,27P,8P	21	2-7	7-10	30-29	35 - 31	18568
42	01/02/2007	@ DETROIT	L	28-08-06	1-2	15P	40	1-5	4-5	22-30	39 - 30	20066
43	01/05/2007	COLUMBUS	L	28-09-06	3-4	19P,32,8	27	1-7	7-7	36-33	30 - 30	17405+
44	01/07/2007	DETROIT	W	29-09-06	4-2	32,43,15,44	15	0-2	5-7	27-35	30 - 39	17418+
45	01/09/2007	@ NASHVILLE	O*	29-09-07	4-5	14,17P,15P,8	26	2-5	5-5	31-24	29 - 30	11821
46	01/11/2007	@ DALLAS	W	30-09-07	5-1	8P,8P,27P,33,8	8	3-7	3-3	24-18	30 - 35	18532
47	01/13/2007	COLORADO	O**	30-09-08	2-3	46,15	23	0-4	2-2	40-17	31 - 30	17174+
48	01/16/2007	ST. LOUIS	L	30-10-08	2-6	10,8P	39	1-6	3-4	32-20	1 - 30	17174+
49	01/18/2007	@ EDMONTON	L	30-11-08	1-4	8	20	0-3	5-5	24-20	35 - 30	16839
50	01/19/2007	@ CALGARY	L	30-12-08	2-3	27P,27	11	1-4	5-6	24-22	34 - 30	19289
51	01/28/2007	DALLAS	W	31-12-08	4-1	19,17,19,8P	17	1-7	4-5	28-31	35 - 35	17331+
52	01/31/2007	PHOENIX	W	32-12-08	2-1	32,19P	19	1-3	3-3	40-25	35 - 31	17174+
53	02/03/2007	@ NASHVILLE	L	32-13-08	0-3	-	2	0-4	6-8	36-20	29 - 35	17113
54	02/06/2007	@ SAN JOSE	W	33-13-08	7-4	32,26,19,44,17,32,15S	17	0-1	3-5	31-38	35 - 35	17496
55	02/07/2007	SAN JOSE	L	33-14-08	2-3	8,4S	9	0-5	4-5	22-29	35 - 30	17466+
56	02/10/2007	@ DALLAS	L	33-15-08	0-1	-	36	0-6	5-6	32-21	41 - 35	17793
57	02/13/2007	@ COLORADO	L	33-16-08	0-2	-	23	0-5	4-5	39-29	31 - 35	17512
58	02/15/2007	@ PHOENIX	W*	34-16-08	5-4	8,25P,17,25P,8P	8	3-5	6-6	40-26	35 - 31	15038
59	02/17/2007	@ LOS ANGELES	W**	35-16-08	3-2	8P,14,10X	10	1-5	4-5	34-32	35 - 31	18118
60	02/18/2007	LOS ANGELES	O**	35-16-09	3-4	14,8P,15P	17	2-7	5-7	42-24	1 - 35	17363+
61	02/20/2007	VANCOUVER	O*	35-16-10	2-3	47,14P	22	1-4	2-4	40-31	35 - 35	17467+
62	02/23/2007	@ DALLAS	L	35-17-10	1-4	10	50	0-5	4-4	25-21	41 - 35	17634
63	02/25/2007	COLORADO	W	36-17-10	5-3	19,19P,8,27,25P	27	2-7	3-5	41-26	35 - 60	17174+
64	02/26/2007	@ SAN JOSE	W	37-17-10	3-2	17,17,8	8	0-1	4-5	19-42	30 - 20	17496
65	03/01/2007	@ LOS ANGELES	O*	37-17-11	3-4	17P,27P,19	13	2-4	5-6	30-21	1 - 30	17620
66	03/02/2007	SAN JOSE	W	38-17-11	3-1	17P,14,25P	14	2-5	6-6	25-31	35 - 20	17174+
67	03/04/2007	NASHVILLE	W**	39-17-11	3-2	8,17,8X	8	0-5	2-2	35-14	35 - 29	17174+
68	03/07/2007	PHOENIX	W	40-17-11	2-1	5P,33	33	1-3	4-4	26-25	35 - 32	17174+
69	03/09/2007	EDMONTON	W	41-17-11	5-1	15P,10,15,17P,19	10	2-5	1-1	32-29	30 - 35	17174+
70	03/11/2007	VANCOUVER	W	42-17-11	4-2	8P,19,19,8P	19	2-7	7-7	24-26	35 - 1	17174+
71	03/14/2007	COLUMBUS	O**	42-17-12	4-5	10,23,23,14	9	0-5	6-7	38-27	30 - 35	17174+
72	03/16/2007	CHICAGO	W	43-17-12	5-2	8,10P,8P,19,19P	8	3-7	6-8	26-33	30 - 39	17174+
73	03/18/2007	LOS ANGELES	L	43-18-12	3-5	32,17,8	12	0-4	2-4	27-29	31 - 35	17174+
74	03/22/2007	@ PHOENIX	L	43-19-12	1-2	32	21	0-4	5-5	23-21	31 - 30	15593
75	03/23/2007	DALLAS	W*	44-19-12	3-2	14P,14P,27	27	2-3	3-4	35-36	35 - 35	17421+
76	03/26/2007	@ DETROIT	L	44-20-12	0-1	-	13	0-4	3-3	25-28	39 - 35	20066
77	03/28/2007	@ CHICAGO	W	45-20-12	3-1	17,17,16	17	0-3	2-3	23-21	30 - 39	11295
78	03/29/2007	@ COLUMBUS	W	46-20-12	5-2	25,23P,15P,25P,8	15	3-6	4-4	31-25	35 - 30	15340
79	03/31/2007	@ ST. LOUIS	W*	47-20-12	3-2	27P,19P,19	19	2-4	4-4	27-22	35 - 30	18609
80	04/04/2007	SAN JOSE	O**	47-20-13	2-3	19,27P	29	1-4	3-3	39-31	20 - 30	17440+
81	04/06/2007	@ DALLAS	O**	47-20-14	1-2	8	17	0-3	5-5	22-30	35 - 30	18584
82	04/07/2007	@ COLUMBUS	W	48-20-14	4-3	8P,17,8P,15	15	2-3	4-4	25-45	30 - 30	17391

(\* = OVERTIME \*\* = SHOOTOUT + = SELLOUT)  
P = POWER PLAY GOAL S = SHORTHANDED GOAL X = SHOOTOUT GOAL



# 2005-06 ANAHEIM DUCKS



**FRONT ROW (L-R):** J.S. Giguere, Executive Vice President/COO Tim Ryan, Senior Vice President of Hockey Operations Bob Murray, Executive Vice President/General Manager Brian Burke, Owner Henry Samueli, Alternate Captain Teemu Selanne, Captain Scott Niedermayer, Alternate Captain Rob Niedermayer, Owner Susan Samueli, CEO Michael Schulman, Head Coach Randy Carlyle, Senior Vice President/CMO Bob Wagner, Ilya Bryzgalov. **SECOND ROW:** Video Coordinator Joe Trotta, Assistant Coach Dave Farrish, Senior Advisor to the General Manager Al Coates, Vice President of Amateur Scouting Chuck Fletcher, Samuel Pahlsson, Ruslan Salei, Andy McDonald, Joffrey Lupul, Assistant GM David McNab, Vice President of Sales & Marketing Steve Obert, Assistant Coach Newell Brown, Goaltending Consultant Francois Allaire. **THIRD ROW:** Assistant Equipment Manager John Allaway, Equipment Manager Mark O'Neill, Strength & Conditioning Coach Sean Skahan, Chris Kunitz, Jeff Friesen, Vitaly Vishnevski, Jason Marshall, Todd Marchant, Visiting Team Equipment Attendant Chris Kincaid, Head Trainer Tim Clark, Massage Therapist James Partida. **BACK ROW:** Francois Beauchemin, Travis Moen, Todd Fedoruk, Sean O'Donnell, Ryan Getzlaf, Corey Perry, Joe DiPenta, Jonathan Hedstrom.

## POSTSEASON NOTES IN PLAYOFF SECTION

### PLAYOFF BOUND

The Ducks finished the regular season with a record of 43-27-12, good for 98 standings points and a sixth place finish in the Western Conference...the club clinched a playoff spot on Apr. 10 @ VAN, the fourth post-season berth in club history.

### A RECORD-BREAKING SEASON

The Ducks set club-records in wins (43) and points (98), eclipsing the previous marks of 40 and 95, respectively, set in 2002-2003...Anaheim's 26 wins at HOME (26-10-5) also set a club-record, breaking the record of 23 in 1996-97 (23-12-6)...the Ducks also set club-records for goals scored with 251 (not including team goals awarded in shootouts) and power play goals with 87...all of these marks were broken again the next season (2006-2007).

### STEADY CLIMB

On Jan. 13, the Ducks were 10th in the Western Conference (19-16-7, 45 points) and eight points out of the last playoff spot (occupied at the time by Colorado)...from that point on, Anaheim had a record of 24-11-5 for 53 points...the Ducks became just the fourth NHL team to qualify for the playoffs when trailing the 8th place position by 8 points-or-more anytime after Jan. 1...the first three teams to do so were the NY Islanders (1993-94 - finished 7th), Ottawa Senators (1996-97 - finished 7th) & Vancouver Canucks (2001-2002 - finished 8th)...the San Jose Sharks followed suit by becoming the fifth such team to accomplish the feat...the NHL standings switched to the current format in 1992-93.

### ANOTHER GREAT SEASON

Ducks Captain **Scott Niedermayer** established then career highs in points, assists and games played with 13-50=63 points in 82 games in 2005-2006...his assist and point totals were new franchise records for a defenseman (records he broke again the following season)...Niedermayer finished the season ranked 6th in the NHL in points and T-4th in assists by a defenseman...in his Norris Trophy winning season of 2003-04, Niedermayer scored 14-40=54 points in 81 games...in January, he was named to Canada's Olympic Team but elected not to play so he could have arthroscopic knee surgery during the Olympic Break...after the Olympic Break, he scored 4-17=21 points in 25 games in leading the Ducks to a 16-8-1 record...he was one of four Ducks' players to play in every game, marking the first time in his career he played all 82 games.

### FLASHY FINN

Ducks right wing **Teemu Selanne** scored 40-50=90 points in 80 games with a +28 rating...he led the Ducks in goals, points, plus/minus, power play goals (18) and shooting percentage (15.0%)...after leading Finland to the Silver Medal at the 2006 Winter Olympics (was named best forward in the tournament), Selanne had 14-22=36 points with a +8 rating in his last 25 games (only Thornton and Cheechoo of SJ had more points)...his 40 goals are the most he scored in one season since 1998-1999, when he scored 47...he finished the season ranked T-13th in the NHL in points, T-10th in goals.



# 2005-06 GAME-BY-GAME



#	DATE	TEAM	W/L/T/O	RECORD	GF - GA	SCORERS	W/T	GOAL	PP	PK	SF - SA	W - L	GLTR	ATTEND.
1	10/05/2005	@ CHICAGO	W	01-00-00	5-3	13P,15S,15,27P,44S	27	2-9	8-9	24-39	35 - 53	16533		
2	10/08/2005	@ NASHVILLE	O**	01-00-01	2-3	26,39	9	0-5	3-4	35-35	29 - 35	16279		
3	10/10/2005	EDMONTON	L	01-01-01	2-3	13,61	20	0-7	5-8	33-32	30 - 35	17174+		
4	10/14/2005	COLUMBUS	W	02-01-01	4-3	32,15,15P,3	3	1-6	7-9	36-19	35 - 31	12930		
5	10/16/2005	@ MINNESOTA	W	02-02-01	1-4	7	17	0-7	6-8	29-22	35 - 35	18568		
6	10/19/2005	@ ST. LOUIS	L	02-03-01	2-3	8,13P	4	1-6	5-7	30-34	40 - 30	10882		
7	10/21/2005	@ DETROIT	L	02-04-01	2-3	13,51P	37	1-4	5-8	25-39	34 - 30	20066		
8	10/23/2005	PHOENIX	W	03-04-01	5-3	39,13,19P,17S,44P	17	2-6	5-7	28-27	30 - 30	13733		
9	10/25/2005	@ LOS ANGELES	L	03-05-01	1-3	19	20	0-7	7-8	30-33	35 - 30	18118		
10	10/26/2005	CALGARY	W	04-05-01	4-1	15P,19,3P,13P	19	3-6	6-7	31-26	35 - 34	11774		
11	10/28/2005	ST. LOUIS	W	05-05-01	6-4	15,13P,17P,39,44P,13	44	3-8	6-7	39-28	35 - 50	12510		
12	10/30/2005	PHOENIX	W	06-05-01	3-2	13,19,19P	19	1-4	6-7	27-36	35 - 30	12956		
13	11/01/2005	NASHVILLE	W	07-05-01	4-1	19,17P,27P,38	17	2-10	7-7	35-33	35 - 29	11690		
14	11/03/2005	@ COLORADO	L	07-06-01	3-4	39,15P,15S	24	1-3	7-7	23-32	1 - 30	18007		
15	11/04/2005	SAN JOSE	O*	07-06-02	0-1	-	11	0-6	6-7	21-32	31 - 35	12546		
16	11/06/2005	MINNESOTA	O**	07-06-03	3-4	25,51,51P	25	1-9	4-4	42-21	35 - 35	14053		
17	11/12/2005	@ PHOENIX	O*	07-06-04	1-2	51	4	0-5	4-4	44-30	31 - 35	16358		
18	11/13/2005	DALLAS	L	07-07-04	1-3	17	26	0-7	5-6	41-19	35 - 35	14018		
19	11/16/2005	DALLAS	L	07-08-04	2-4	32,27P	26	1-5	9-10	32-38	35 - 30	12189		
20	11/18/2005	COLORADO	L	07-09-04	2-3	17,13P	40	1-6	6-7	33-31	31 - 30	15614		
21	11/20/2005	VANCOUVER	L	07-10-04	2-3	19P,44P	6	2-10	9-10	33-29	39 - 30	14149		
22	11/22/2005	@ PHOENIX	W	08-10-04	2-1	28,13	13	0-2	7-7	20-20	30 - 31	13696		
23	11/23/2005	@ DALLAS	L	08-11-04	1-3	13	44	0-7	6-8	21-27	35 - 30	18532		
24	11/25/2005	DETROIT	W	09-11-04	3-1	19,13P,17S	13	1-3	4-5	29-29	30 - 30	17174+		
25	11/27/2005	CHICAGO	W	10-11-04	3-1	13,15,44	15	0-8	7-7	25-35	30 - 53	13070		
26	11/30/2005	PHOENIX	W	11-11-04	6-1	15,13,38,76P,76P,25P	13	3-8	7-7	35-17	30 - 30	12058		
27	12/03/2005	ATLANTA	W	12-11-04	2-1	15,19P	19	1-4	4-4	28-21	30 - 35	14532		
28	12/06/2005	CAROLINA	L	12-12-04	2-6	44,23	14	0-4	4-5	37-31	29 - 30	13040		
29	12/08/2005	@ BUFFALO	O*	12-12-05	2-3	38,15	61	0-4	1-2	30-31	43 - 35	12504		
30	12/10/2005	@ MONTREAL	W	13-12-05	5-3	25,39,24,17,44P	17	1-6	5-7	37-24	35 - 60	21273		
31	12/12/2005	@ TORONTO	L	13-13-05	2-3	44,13	10	0-8	4-6	29-27	32 - 35	19401		
32	12/14/2005	TAMPA BAY	W	14-13-05	4-2	22,25P,23P,44	23	2-7	6-7	33-24	35 - 47	12286		
33	12/16/2005	LOS ANGELES	O**	14-13-06	3-4	39,22,15P	38	1-4	4-6	45-37	31 - 35	17174+		
34	12/18/2005	SAN JOSE	W	15-13-06	5-4	38S,27,29,22,44	44	0-4	4-5	34-34	35 - 20	16297		
35	12/20/2005	@ SAN JOSE	L	15-14-06	2-3	39P,13P	14	2-9	2-3	35-21	20 - 35	16172		
36	12/21/2005	ST. LOUIS	W	16-14-06	6-3	13,19P,26S,28,19,33	28	1-7	7-8	36-25	35 - 50	13381		
37	12/28/2005	@ COLUMBUS	L	16-15-06	0-1	-	25	0-4	10-10	40-42	30 - 35	17387		
38	12/31/2005	@ ST. LOUIS	W**	17-15-06	5-4	19,38S,5,38,38X	38	0-3	4-7	33-34	35 - 1	13286		
39	01/01/2006	@ NASHVILLE	W	18-15-06	4-2	15,15,27P,17	27	1-7	4-4	36-23	30 - 29	17113		
40	01/06/2006	@ DALLAS	O**	18-15-07	3-4	19P,26,13P	20	2-7	6-6	26-25	1 - 35	18532		
41	01/07/2006	@ MINNESOTA	L	18-16-07	1-4	29	25	0-4	7-8	23-36	35 - 30	18568		
42	01/09/2006	LOS ANGELES	W	19-16-07	6-2	51P,19P,17,17,38,17	17	2-5	5-6	27-43	35 - 31	17174+		
43	01/13/2006	WASHINGTON	O*	19-16-08	2-3	15,32	8	0-3	2-2	34-26	1 - 35	16186		
44	01/16/2006	@ BOSTON	O*	19-16-09	3-4	27P,38,51P	37	2-9	4-4	28-24	30 - 30	15279		
45	01/19/2006	@ OTTAWA	W**	20-16-09	4-3	38P,13,22,38X	38	1-4	3-4	39-33	35 - 39	19387		
46	01/21/2006	FLORIDA	W	21-16-09	1-0	38	38	0-7	7-7	31-30	35 - 1	17011		
47	01/23/2006	@ LOS ANGELES	O**	21-16-10	2-3	23,23P	6	1-4	9-9	35-34	31 - 35	18118		
48	01/25/2006	EDMONTON	L	21-17-10	3-6	38P,13P,13	44	2-6	8-10	22-26	30 - 35	14456		
49	01/26/2006	@ SAN JOSE	W	22-17-10	2-0	19,15P	19	1-5	6-6	32-24	30 - 20	16174		
50	01/28/2006	@ LOS ANGELES	W	23-17-10	6-2	15P,61,51P,38,61P,27P	51	4-8	6-8	33-32	30 - 31	18118		
51	01/30/2006	LOS ANGELES	W**	24-17-10	4-3	13P,51P,13,27	27	2-6	3-4	45-32	30 - 31	17174+		
52	02/01/2006	SAN JOSE	L	24-18-10	4-6	13P,19P,38,76	14	2-9	5-8	39-35	20 - 30	16542		
53	02/04/2006	@ SAN JOSE	W	25-18-10	2-0	29,13	29	0-5	8-8	24-35	35 - 20	17496		
54	02/06/2006	@ EDMONTON	O**	25-18-11	5-6	19,61,38,22P,27	34	0-5	3-5	40-30	1 - 35	16839		
55	02/08/2006	@ CALGARY	L	25-19-11	1-3	19,19P	22	1-6	2-5	32-24	34 - 35	19289		
56	02/10/2006	@ VANCOUVER	W	26-19-11	3-1	33,19,15P	19	1-4	5-5	30-28	30 - 35	18630		
57	02/12/2006	CHICAGO	W	27-19-11	4-1	15P,76,61,15	76	1-8	2-2	32-24	35 - 30	17174+		
58	03/01/2006	DETROIT	L	27-20-11	0-2	-	96	0-5	7-8	24-33	30 - 35	16606		
59	03/03/2006	MINNESOTA	W	28-20-11	4-2	26S,61P,8,13	8	1-5	3-3	32-38	35 - 30	17048		
60	03/05/2006	COLUMBUS	O**	28-20-12	2-3	51P,19	61	1-6	7-9	45-34	31 - 35	16124		
61	03/07/2006	SAN JOSE	W**	29-20-12	5-4	15,19P,19,61P,8	8	2-4	5-6	27-48	35 - 20	15488		
62	03/11/2006	@ PHOENIX	W	30-20-12	5-3	44,13,17,23P,44	23	1-10	7-8	36-17	35 - 31	17799		
63	03/12/2006	PHOENIX	W	31-20-12	5-2	15P,26,12,61,22	12	1-8	4-4	45-22	30 - 35	17174+		
64	03/15/2006	@ DETROIT	L	31-21-12	1-3	13P	23	1-6	3-4	26-29	30 - 35	20066		
65	03/17/2006	@ CHICAGO	W	32-21-12	2-1	19,19	19	0-5	6-6	30-23	35 - 53	12031		
66	03/19/2006	@ COLUMBUS	W	33-21-12	4-3	23,32,61,15P	15	1-6	8-9	29-28	35 - 30	16519		
67	03/20/2006	@ DALLAS	W	34-21-12	2-1	19,26	26	0-2	2-3	18-25	35 - 35	18150		
68	03/22/2006	COLORADO	W	35-21-12	5-4	51P,27P,27P,19,17	17	3-5	2-3	36-29	35 - 31	15623		
69	03/24/2006	NASHVILLE	W	36-21-12	6-3	13P,38P,13,61,19,19P	61	3-6	5-6	30-39	35 - 29	16377		
70	03/25/2006	@ PHOENIX	W	37-21-12	5-2	27P,13P,61,13,23P	61	3-4	7-7	27-34	35 - 30	16705		
71	03/28/2006	@ COLORADO	L	37-22-12	3-4	21,13,51	15	0-5	3-3	31-35	31 - 35	18007		
72	03/29/2006	@ DALLAS	L	37-23-12	1-2	51	39	0-3	6-8	16-29	35 - 35	17764		
73	03/31/2006	DALLAS	W**	38-23-12	5-4	38,26S,29,19,44X	44	0-5	2-4	36-31	35 - 35	17174+		
74	04/02/2006	VANCOUVER	W	39-23-12	6-2	13P,26,23,51P,26,13	23	2-5	4-5	30-29	35 - 35	17174+		
75	04/04/2006	LOS ANGELES	W	40-23-12	6-2	13P,15P,13P,26,26,61	13	3-4	3-3	41-18	35 - 31	17174+		
76	04/06/2006	DALLAS	L	40-24-12	3-5	44,19P,15	39	1-7	5-7	35-28	35 - 35	17174+		
77	04/08/2006	@ LOS ANGELES	W	41-24-12	4-2	44,15P,38,38P	38	2-6	8-9	23-27	35 - 31	17242		
78	04/10/2006	@ VANCOUVER	W	42-24-12	4-2	27,44,19P,13	19	1-5	5-7	18-41	35 - 35	18630		
79	04/11/2006	@ CALGARY	L	42-25-12	0-3	-	17	0-4	1-2	32-25	34 - 30	19289		
80	04/13/2006	@ EDMONTON	L	42-26-12	1-2	19	83	0-4	5-5	24-37	35 - 35	16839		
81	04/15/2006	@ SAN JOSE	L	42-27-12	3-6	51P,15,19	14	1-7	4-7	34-22	35 - 35	17496		
82	04/17/2006	CALGARY	W	43-27-12	4-3	61P,38P,19,13P	13	3-13	7-8	34-32	35 - 33	17174+		

(\* = OVERTIME, \*\* = SHOOTOUT, + = SELLOUT)

# 2003-04 ANAHEIM DUCKS



**Front Row (L-R):** Jean-Sebastien Giguere, Director of Hockey Operations Chuck Fletcher, Assistant General Manager David McNab, Senior Vice President/General Manager Bryan Murray, Alternate Captain Keith Carney, Captain Steve Rucchin, Alternate Captain Sergei Fedorov, Head Coach Mike Babcock, Assistant Coach Lorne Henning, Senior Vice President Business Operations Al Coates, Martin Gerber. **Second Row:** Head Athletic Trainer Chris Phillips, Goaltending Consultant Francois Allaire, Assistant Coach Paul MacLean, Ruslan Salei, Vaclav Prospal, Rob Niedermayer, Petr Sykora, Assistant Coach Greg Carvel, Equipment Manager Mark O'Neill, Assistant Equipment Manager John Alloway. **Third Row:** Training Room Assistant Guido Sendowsky, Andy McDonald, Samuel Pahlsson, Mike Leclerc, Sandis Ozolinsh, Martin Skoula, Vitaly Vishnevski, Niclas Havelid, Massage Therapist Vincent Bennett. **Fourth Row:** Visiting Team Equipment Attendant Chris Kincaid, Joffrey Lupul, Cam Severson, Lance Ward, Garrett Burnett, Petr Schastlivy, Jason Krog, Strength and Conditioning Coach Sean Skahan.

## THE SEASON:

The Ducks finished the season with a mark of 29-35-10-8 for 76 points (fourth in Pacific Division, 12th in the Western Conference)... Anaheim ended the season going 13-12-2-1 over the last 28 games...the Ducks went 19-11-7-4 at home, 10-24-3-4 on the road.

## DUCKS SOLID AT HOME IN 2003-04:

The Ducks (19-11-7-4 at the Arrowhead Pond) had at least one point in 15 of the last 19 (11-4-2-2) and 29 of the last 38 games at home (19-9-7-3)...including the last 33 regular season home games of the 2002-2003 season, the Ducks had a record of 38-17-13-6 over the last 74 home games, earning at least one point in 57 of the 74 contests at Honda Center (19-6-6-2 in last 33 home games in 2002-03, 19-11-7-4 in 2003-2004).

## DUCKS LEAD LEAGUE IN FACEOFF PERCENTAGE FOR SECOND STRAIGHT SEASON:

The Mighty Ducks of Anaheim led the NHL in face-off percentage for the second consecutive year, winning 55.3% of their face-offs (2882-of-5208 total)...Carolina finished second winning 54.9%...Jason Krog led the team for the second straight year and ranked fourth in the NHL, with a 58.5 winning percentage (450-of-769), while Sergei Fedorov ranked 12th in the NHL (56.6%)...the Ducks won a season-high 67.2 percent in the home opener vs. Phoenix on Oct. 12...Anaheim won 50% or more of its face-offs in 17 of its last 19 games and 20 of the last 24...in 2002-2003, Anaheim finished first in the NHL with a 55.2 win percentage...Krog led the team and was second in the NHL with a 60.4 winning percentage (634 TF - 383 wins) in 2002-03...below is a breakdown of the top face-off teams in 2003-04.

## NHL TEAMS RANKED BY FACEOFF PERCENTAGE SEASON

1. Anaheim – 55.3%
2. Carolina – 54.9%
3. Detroit – 52.5%
4. Boston – 52.1%
5. Toronto – 52.1%

# 2003-04 GAME-BY-GAME




GAME	DATE	OPPONENT	RESULT	RECORD/PTS.	DUCKS GOALS (BY #)	ANA. GOALTENDER(S)	ATTENDANCE
1	10/8	@ DALLAS	4-1 L	0-1-0/0/0	44	GIGUERE	18,532
2	10/9	@ NASHVILLE	3-1 L	0-2-0-0/0	44	GERBER	16,684
3	10/12	VS. PHOENIX	2-0 L	0-3-0-0/0	-	GIGUERE	17,174^
4	10/17	VS. OTTAWA	3-0 L	0-4-0-0/0	-	GIGUERE	13,885
5	10/19	VS. BOSTON	4-3 L (OT)	0-4-0-1/1	20, 40, 20	GIGUERE	13,120
6	10/21	@ SAN JOSE	2-0 W	1-4-0-1/3	8, 39	GERBER	14,362
7	10/22	VS. PHILADELPHIA	4-3 W (OT)	2-4-0-1/5	91, 40, 39, 44	GIGUERE	12,737
8	10/24	VS. BUFFALO	5-2 L	2-5-0-1/5	15, 39	GIGUERE	14,186
9	10/26	VS. CHICAGO	1-1 T (OT)	2-5-1-1/6	15+	GERBER	12,845
10	10/28	@ NYR	3-1 W	3-5-1-1/8	8, 28, 44	GERBER	17,902
11	10/29	@ WASHINGTON	4-2 W	4-5-1-1/10	91, 91, 10, 20	GERBER	13,350
12	11/1	@ NYI	4-1 L	4-6-1-1/10	44	GERBER (GIGUERE)	10,782
13	11/2	@ CHICAGO	3-1 L	4-7-1-1/10	40	GIGUERE	11,678
14	11/5	@ ST. LOUIS	2-1 L (OT)	4-7-1-2/11	8	GIGUERE	15,191
15	11/8	@ PHOENIX	4-3 L (OT)	4-7-1-3/12	44, 20, 20	GIGUERE	15,177
16	11/9	VS. PHOENIX	2-1 W (OT)	5-7-1-3/14	20*, 39	GIGUERE	14,269
17	11/12	VS. TORONTO	5-1 W	6-7-1-3/16	19, 19, 91, 91, 39	GIGUERE	15,903
18	11/16	VS. ST. LOUIS	4-3 W	7-7-1-3/18	10, 5, 20, 20	GIGUERE	14,460
19	11/18	@ COLORADO	2-1 L (OT)	7-7-1-4/19	40	GIGUERE	18,007
20	11/19	@ DALLAS	3-3 T (OT)	7-7-2-4/20	19, 39, 19+	GERBER	18,532
21	11/21	VS. NASHVILLE	4-3 L (OT)	7-7-2-5/21	10, 26, 20	GIGUERE	14,166
22	11/26	VS. NEW JERSEY	3-3 T (OT)	7-7-3-5/22	39, 91, 91+	GIGUERE	16,472
23	11/28	VS. CHICAGO	4-3 W	8-7-3-5/24	39, 15, 10, 91+	GERBER	15,117
24	11/30	@ MINNESOTA	1-1 T (OT)	8-7-4-5/25	8+	GIGUERE	18,568
25	12/2	@ COLUMBUS	2-1 L	8-8-4-5/25	40	GERBER	16,525
26	12/3	@ DETROIT	7-2 L	8-9-4-5/25	91, 49	GIGUERE (GERBER)	20,066
27	12/5	@ ATLANTA	6-2 L	8-10-4-5/25	15, 15	GIGUERE (GERBER)	17,230
28	12/7	VS. DALLAS	4-0 W	9-10-4-5/27	40, 15, 34, 91*	GERBER	15,831
29	12/10	VS. SAN JOSE	3-2 W	10-10-4-5/29	19, 39, 24	GERBER	12,246
30	12/13	@ SAN JOSE	2-0 L	10-11-4-5/29	-	GERBER	16,216
31	12/14	VS. EDMONTON	3-2 L	10-12-4-5/29	19, 39	GIGUERE	12,426
32	12/19	VS. COLORADO	1-0 W	11-12-4-5/31	91	GIGUERE	17,174^
33	12/21	VS. SAN JOSE	2-1 L	11-13-4-5/31	39	GIGUERE	14,853
34	12/22	@ SAN JOSE	2-1 L	11-14-4-5/31	23	GERBER	15,695
35	12/27	@ FLORIDA	3-2 L	11-15-4-5/31	27, 91	GIGUERE	18,007
36	12/29	@ TAMPA BAY	2-0 W	12-15-4-5/33	28, 39	GIGUERE	17,662
37	12/31	@ CAROLINA	3-1 W	13-15-4-5/35	19, 24*, 91	GERBER	13,379
38	1/2	@ BUFFALO	5-2 L	13-16-4-5/35	3, 19*	GERBER	18,690
39	1/3	@ DETROIT	3-1 L	13-17-4-5/35	19	GIGUERE	20,066
40	1/5	VS. DALLAS	2-2 T (OT)	13-17-5-5/36	20, 44+	GIGUERE	12,258
41	1/7	VS. LOS ANGELES	4-4 T (OT)	13-17-6-5/37	18, 18, 91, 2+	GIGUERE	17,174^
42	1/9	VS. VANCOUVER	5-2 L	13-18-6-5/37	2, 39	GIGUERE (GERBER)	15,914
43	1/11	VS. COLUMBUS	2-2 T (OT)	13-18-7-5/38	5, 2	GERBER	15,559
44	1/13	@ COLORADO	3-1 L	13-19-7-5/38	91	GIGUERE	18,007
45	1/15	@ EDMONTON	1-0 L	13-20-7-5/38	-	GERBER	16,839
46	1/17	@ VANCOUVER	2-1 W	14-20-7-5/40	2, 40	GIGUERE	18,630
47	1/19	VS. CALGARY	5-1 L	14-21-7-5/40	91	GIGUERE	13,146
48	1/21	VS. DETROIT	2-2 T (OT)	14-21-8-5/41	39, 40+	GERBER	17,174^
49	1/23	VS. MINNESOTA	6-2 W	15-21-8-5/43	39, 40, 15, 44, 40, 40	GERBER	17,174^
50	1/24	@ LOS ANGELES	4-2 L	15-22-8-5/43	44, 40	GIGUERE	18,186
51	1/28	VS. LOS ANGELES	4-3 L (OT)	15-22-8-6/44	20, 20, 24	GERBER	17,174^
52	1/30	VS. COLORADO	4-3 W (OT)	16-22-8-6/46	40, 20, 91, 28	GERBER	17,174^
53	2/1	@ CALGARY	6-4 L	16-23-8-6/46	39, 5, 40, 91	GERBER (GIGUERE)	15,189
54	2/2	@ EDMONTON	2-1 L (OT)	16-23-8-7/47	15	GERBER	16,183
55	2/4	VS. CAROLINA	3-2 W	17-23-8-7/49	40, 5, 26	GERBER	12,339
56	2/11	VS. PHOENIX	5-3 W	18-23-8-7/51	28, 91, 15, 40, 39	GIGUERE	12,386
57	2/13	@ CALGARY	2-1 L	18-24-8-7/51	20	GIGUERE	17,749
58	2/14	@ VANCOUVER	2-1 W	19-24-8-7/53	3, 27	GIGUERE	18,630
59	2/16	VS. DALLAS	3-1 W	20-24-8-7/55	91, 39, 12\$	GIGUERE	15,139
60	2/18	VS. COLUMBUS	3-1 W	21-24-8-7/57	14, 40, 91\$	GIGUERE	12,898
61	2/20	VS. NASHVILLE	3-2 L (OT)	21-24-8-8/58	26, 5	GIGUERE	16,263
62	2/22	@ DALLAS	4-0 L	21-25-8-8/58	-	GIGUERE	18,532
63	2/23	@ PHOENIX	1-1 T (OT)	21-25-9-8/59	10	GIGUERE	14,789
64	2/25	VS. EDMONTON	4-2 W	22-25-9-8/61	28, 26, 15, 15	GIGUERE	15,235
65	2/28	@ LOS ANGELES	2-1 L	22-26-9-8/61	15	GIGUERE	18,207
66	2/29	VS. LOS ANGELES	6-3 W	23-26-9-8/63	91, 17, 27, 91, 40, 20	GIGUERE	17,174^
67	3/3	VS. MINNESOTA	2-0 W	24-26-9-8/65	26, 26	GIGUERE	12,747
68	3/5	@ CHICAGO	5-2 W	25-26-9-8/67	39, 91, 44, 20, 20	GIGUERE	11,536
69	3/6	@ PITTSBURGH	2-1 L	25-27-9-8/67	20	GIGUERE	14,286
70	3/8	VS. MONTREAL	5-2 L	25-28-9-8/67	44, 39	GIGUERE	14,947
71	3/12	VS. NYI	3-1 L	25-29-9-8/67	26	GERBER	16,385
72	3/14	@ LOS ANGELES	5-1 L	25-30-9-8/67	91	GIGUERE	18,118
73	3/16	@ PHOENIX	3-2 W (OT)	26-30-9-8/69	55, 17, 91	BRYZGALOV	14,401
74	3/17	VS. ST. LOUIS	1-1 T (OT)	26-30-10-8/70	14+	GIGUERE	12,861
75	3/19	VS. SAN JOSE	4-2 L	26-31-10-8/70	23, 91	GERBER (GIGUERE)	17,174^
76	3/21	VS. DETROIT	8-6 W	27-31-10-8/7215	20, 26, 91, 39, 5, 91*, 20	GIGUERE	17,174^
77	3/23	VS. NASHVILLE	4-1 W	28-31-10-8/74	40, 8, 39, 91*\$	GERBER	15,976
78	3/25	@ ST. LOUIS	3-2 L	28-32-10-8/74	10, 44	GIGUERE	19,011
79	3/26	@ COLUMBUS	3-1 L	28-33-10-8/74	39	GERBER	18,136
80	3/28	@ MINNESOTA	2-1 L	28-34-10-8/74	28	GIGUERE	18,568
81	3/30	VS. VANCOUVER	2-1 L	28-35-10-8/74	24	GERBER	14,997
82	4/4	VS. CALGARY	2-1 W	29-35-10-8/76	14, 91	GIGUERE	17,174^

**GOAL KEY:** \* = SHORTHANDED GOAL, **BOLD** = GAME-WINNING GOAL, + = GAME-TYING GOAL, \$ = EMPTY NET GOAL, *ITALIC* = PENALTY SHOT GOAL ^ = SELOUT AT THE ARROWHEAD POND OF ANAHEIM. WHEN TWO GOALTENDERS PLAY IN ONE GAME, PARENTHESES RECEIVED NO DECISION.

# 2002-03 ANAHEIM DUCKS

## 2003 WESTERN CONFERENCE CHAMPIONS



**Front Row L-R:** Jean Sebastien Giguere, Director of Hockey Operations Chuck Fletcher, Assistant General Manager David McNab, Sr. Vice President & General Manager Bryan Murray, Alternate Captain Steve Rucchin, Captain Paul Kariya, Alternate Captain Keith Carney, Head Coach Mike Babcock, Assistant Coach Lorne Henning, Assistant Coach Paul MacLean, Martin Gerber. **2nd Row L-R:** Massage Therapist Vincent Bennett, Goaltending Consultant Francois Allaire, Fredrik Olausson, Steve Thomas, Petr Sykora, Sandis Ozolins, Rob Niedermayer, Ruslan Salei, Adam Oates, Scouting and Video Coordinator Greg Carvel, Equipment Manager Mark O'Neill, Assistant Equipment Manager John Alloway. **3rd Row L-R:** Visiting Team Equipment Attendant Chris Kincaid, Andy McDonald, Dan Bylsma, Samuel Pahlsson, Mike Leclerc, Miclas Havelid, Stanislav Chistov, Strength and Conditioning Coach Sean Skahan, Athletic Training Assistant Guido Sendowsky. **4th Row L-R:** Jason Krog, Vitaly Vishnevski, Kurt Sauer, Marc Chouinard, Lance Ward, Alexei Smirnov, Kevin Sawyer, Head Athletic Trainer Chris Phillips.

### POSTSEASON NOTES IN PLAYOFF SECTION

#### DUCKS COMPLETE BEST SEASON IN TEAM HISTORY:

The Mighty Ducks finished the 2002-2003 season with a record of 40-27-9-6 for 95 points, good for 2nd in the Pacific Division and 7th in the Western Conference (tied in points with Minnesota, who earned the #6 seed by virtue of two more wins)... Anaheim set club records for wins and points in one season, surpassing the old records held by the 1996-97 Ducks (36-33-13 for 85 points)... the Ducks also finished 13 games over .500, after never being more than five games over .500 at any point during a season until this year (high-water mark was 14 games over, 40-26-9-5 after winning Apr. 1 @ NSH)...the Ducks clinched their third playoff berth in team history (also '97 & '99) on Mar. 24, when Calgary defeated Phoenix at the Saddledome...about 90 minutes later that evening the Ducks made the Phoenix loss moot, completing a 5-0 shutout vs. Columbus at -the Pond.

#### THESE CLUB RECORDS ALSO FELL:

The Ducks had their most successful season both at home and on the road...Anaheim finished 18-17-2-4 for 42 points on the road this season, the first season at or above .500 in team history away from home... the Ducks broke the mark for road points by earning their 42nd on Apr. 1 @ Nashville (1993-94 team had 41 points with a 19-20-3 record)...Anaheim finished just one win short of the road win record, also held by the 1993-94 team...at home, the Ducks broke the team record for points with 53, going 22-10-7-2...Anaheim finished one win shy of tying the club record for home victories (both HOME records were set in 1996-97, 23-12-6 for 52 points)...the Ducks also broke club records for lowest GAA (2.32, previous record was 2.39 set 2001-2002), fewest goals allowed (193, record was 198 set 2001-2002), power play goals allowed (42, record was 46 set 2001-2002) and penalty killing percentage (87.4%, record was 86.1% set 2001-2002).

#### QUITE A TURNAROUND STORY IN ANAHEIM:

The Mighty Ducks finished the regular season posting the largest improvement in the NHL...the Ducks improved by 26 points from 01-02 to 02-03...below is a closer look:

#### NHL'S BIGGEST POINT DIFFERENTIALS

Team	# of Games	2001-2002 Record	2002-2003 Record	Point Differential
Anaheim	82	29-42-8-3 (69)	40-27-9-6 (95)	+26
Tampa Bay	82	27-40-11-4 (69)	36-25-16-5 (93)	+24
Minnesota	82	26-35-12-9 (73)	42-29-10-1 (95)	+22
Dallas	82	36-28-13-5 (90)	46-17-15-4 (111)	+21
Ottawa	82	39-27-9-7 (94)	52-21-8-1 (113)	+19

# 2002-03 GAME-BY-GAME



GAME	DATE	OPPONENT	RESULT	RECORD/PTS.	DUCKS GOALS (BY #)	ANA. GOALTENDER(S)	ATTENDANCE
1	10/10	@ ST. LOUIS	4-3 W	1-0-0/0/2	19, 23, 22, 12	GIGUERE	16,927
2	10/11	@ DALLAS	2-4 L	1-1-0-0/2	20, 17	GIGUERE	18,532
3	10/13	DETROIT	2-4 L	1-2-0-0/2	9, 24	GIGUERE	17,174 <sup>^</sup>
4	10/16	LOS ANGELES	2-4 L	1-3-0-0/2	21, 20	GIGUERE	11,332
5	10/18	VANCOUVER	2-2 T (OT)	1-3-1-0/3	9, 9	GIGUERE	11,287
6	10/20	COLORADO	3-2 W (OT)	2-3-1-0/5	23, 39, 19	GERBER	12,838
7	10/24	@ VANCOUVER	2-2 T (OT)	3-2-2-0/6	19, 9 <sup>+</sup>	GERBER	18,422
8	10/26	@ EDMONTON	3-4 L	2-4-2-0/6	39, 39 <sup>+</sup> , 12	GIGUERE	16,357
9	10/28	@ TORONTO	2-5 L	2-5-2-0/6	17, 20	GERBER, GIGUERE	18,891
10	10/29	@ MONTREAL	2-2 T (OT)	2-5-3-0/7	17, 3+	GIGUERE	19,521
11	10/31	@ BOSTON	4-1 W	3-5-3-0/9	9, 17, 9, 9	GIGUERE	9,491
12	11/3	SAN JOSE	3-4 L	3-6-3-0/9	23, 39, 20	GIGUERE	15,157
13	11/6	NASHVILLE	2-1 W	4-6-3-0/11	9, 39	GIGUERE	11,729
14	11/8	@ COLORADO	3-2 W (OT)	5-6-3-0/13	18, 24, 28	GIGUERE	18,007
15	11/10	MINNESOTA	1-0 W	6-6-3-0/15	23	GIGUERE	14,070
16	11/12	@ NEW JERSEY	2-3 OTL (OT)	6-6-3-1/16	19, 32 <sup>*</sup>	GIGUERE	15,043
17	11/14	@ COLUMBUS	3-2 W	7-6-3-1/18	9, 10, 20	GIGUERE	17,398
18	11/15	@ DETROIT	1-2 OTL (OT)	7-6-3-2/19	39	GIGUERE	20,058
19	11/17	@ ATLANTA	5-1 W	8-6-3-2/21	23, 18, 25, 28, 39	GIGUERE	10,932
20	11/19	@ NY RANGERS	2-3 OTL (OT)	8-6-3-3/22	17, 24	GIGUERE	18,072
21	11/22	DALLAS	0-4 L	8-7-3-3/22	-	GIGUERE, GERBER	12,509
22	11/24	FLORIDA	4-4 T (OT)	8-7-4-3/23	20, 20, 19, 25	GIGUERE	13,254
23	11/27	PHOENIX	2-2 T (OT)	8-7-5-3/24	7, 9	GERBER	11,386
24	11/29	LOS ANGELES	2-2 T (OT)	8-7-6-3/25	28, 3+	GIGUERE	17,174 <sup>^</sup>
25	12/1	CHICAGO	3-2 W	9-7-6-3/27	9, 32, 18	GIGUERE	12,493
26	12/3	@ DETROIT	1-2 L	9-8-6-3/27	9	GIGUERE	20,058
27	12/4	@ BUFFALO	0-4 L	9-9-6-3/27	-	GERBER	10,433
28	12/6	@ CHICAGO	4-3 W	10-9-6-3/29	19, 10, 39, 20 <sup>*</sup>	GIGUERE	14,616
29	12/8	NASHVILLE	3-0 W	11-9-6-3/31	28, 2, 39	GIGUERE	11,979
30	12/11	WASHINGTON	3-0 W	12-9-6-3/33	2, 7, 19 <sup>s</sup>	GIGUERE	11,006
31	12/15	PITTSBURGH	5-0 W	13-9-6-3/35	3, 39, 19, 12, 19	GIGUERE	16,542
32	12/18	ST. LOUIS	5-2 W	14-9-6-3/37	9, 20, 39, 77, 9 <sup>s</sup>	GIGUERE	11,144
33	12/19	@ LOS ANGELES	4-5 L	14-10-6-3/37	20, 9, 28, 23	GIGUERE	18,118
34	12/22	PHOENIX	4-0 W	15-10-6-3/39	44, 17, 28, 28	GIGUERE	12,267
35	12/26	@ SAN JOSE	1-4 L	15-11-6-3/39	17	GIGUERE	17,496
36	12/28	@ VANCOUVER	3-7 L	15-12-6-3/39	18 <sup>*</sup> , 7, 20	GERBER, GIGUERE	18,422
37	12/29	@ CALGARY	2-4 L	15-13-6-3/39	39, 18	GIGUERE	16,922
38	12/31	@ MINNESOTA	1-4 L	15-14-6-3/39	19	GIGUERE	18,568
39	1/3	PHILADELPHIA	0-1 L	15-15-6-3/39	-	GERBER	14,420
40	1/5	DALLAS	1-1 T (OT)	15-15-7-3/40	39	GERBER	15,393
41	1/8	EDMONTON	0-1 L	15-16-7-3/40	-	GERBER	12,390
42	1/9	@ COLORADO	5-3 W	16-16-7-3/42	10, 10, 39, 39, 3 <sup>s</sup>	GIGUERE	18,007
43	1/12	ST. LOUIS	2-1 W	17-16-7-3/44	10, 28	GIGUERE	15,414
44	1/15	@ COLUMBUS	4-3 W	18-16-7-3/46	23, 22, 20, 38	GIGUERE	17,385
45	1/16	@ OTTAWA	1-3 L	18-17-7-3/46	23	GERBER	18,034
46	1/18	@ MINNESOTA	1-0 W	19-17-7-3/48	9	GIGUERE	18,568
47	1/20	MINNESOTA	1-2 OTL (OT)	19-17-7-4/49	39	GIGUERE	13,331
48	1/22	LOS ANGELES	6-5 W	20-17-7-4/51	9, 9, 20, 20, 32, 39	GIGUERE	17,174 <sup>^</sup>
49	1/24	NEW JERSEY	1-3 L	20-18-7-4/51	77	GERBER	12,004
50	1/29	OTTAWA	3-2 W	21-18-7-4/53	9, 7, 20	GIGUERE	13,230
51	1/30	@ SAN JOSE	4-3 W	22-18-7-4/55	77, 10, 39, 20	GIGUERE	17,127
52	2/4	@ CALGARY	3-2 W	23-18-7-4/57	23, 12, 8	GIGUERE	14,110
53	2/5	@ EDMONTON	1-2 L	23-19-7-4/57	39	GIGUERE	16,839
54	2/7	PHOENIX	3-2 W	24-19-7-4/59	18, 23, 28	GIGUERE	14,440
55	2/9	CAROLINA	2-1 W	25-19-7-4/61	9, 10 <sup>*</sup>	GIGUERE	15,599
56	2/12	CALGARY	4-3 W (OT)	26-19-7-4/63	18, 39, 39, 12	GIGUERE	11,612
57	2/14	@ DALLAS	4-2 W	27-19-7-4/65	77, 39, 22, 20	GERBER	18,532
58	2/15	@ NASHVILLE	1-2 L	27-20-7-4/65	8	GIGUERE	16,312
59	2/17	NY ISLANDERS	2-2 T (OT)	27-20-8-4/66	39, 9	GIGUERE	13,172
60	2/19	COLUMBUS	2-0 W	28-20-8-4/68	9, 20 <sup>s</sup>	GIGUERE	11,641
61	2/21	NY RANGERS	2-6 L	28-21-8-4/68	26, 20	GIGUERE	17,174 <sup>^</sup>
62	2/23	@ CAROLINA	4-0 W	29-21-8-4/70	77, 9, 8, 10	GERBER	15,053
63	2/25	@ TAMPA BAY	0-2 L	29-22-8-4/70	-	GERBER	15,634
64	2/26	@ FLORIDA	2-1 W	30-22-8-4/72	9, 39	GIGUERE	14,644
65	2/28	@ PHOENIX	1-3 L	30-23-8-4/72	8	GIGUERE	13,897
66	3/2	ATLANTA	1-4 L	30-24-8-4/72	24	GIGUERE	15,451
67	3/4	@ LOS ANGELES	2-1 W	31-24-8-4/74	77, 26	GIGUERE	18,118
68	3/5	MONTREAL	3-1 W	32-24-8-4/76	39, 12, 18	GERBER	12,022
69	3/7	EDMONTON	1-4 L	32-25-8-4/76	5 <sup>*</sup>	GIGUERE	15,818
70	3/9	DETROIT	4-1 W	33-25-8-4/78	20, 23, 34, 26 <sup>*</sup>	GIGUERE	17,174 <sup>^</sup>
71	3/12	CHICAGO	5-2 W	34-25-8-4/80	32, 12, 32, 39, 10 <sup>s</sup>	GIGUERE	13,212
72	3/13	SAN JOSE	3-2 W (OT)	35-25-8-4/82	39, 5, 32	GERBER	12,931
73	3/15	@ PHOENIX	2-4 L	35-26-8-4/82	10, 12	GIGUERE, GERBER	14,451
74	3/16	CALGARY	2-2 T (OT)	35-26-9-4/83	39, 39 <sup>+</sup>	GIGUERE	16,726
75	3/19	@ CHICAGO	4-3 W	36-26-9-4/85	39, 23, 9, 26	GIGUERE	12,236
76	3/20	@ ST. LOUIS	2-3 OTL (OT)	36-26-9-5/86	77, 32	GERBER	18,468
77	3/22	@ SAN JOSE	3-2 W (OT)	37-26-9-5/88	39, 39, 28	GIGUERE	17,496
78	3/24	COLUMBUS	5-0 W	38-26-9-5/90	12, 39, 44, 32, 44	GIGUERE	15,507
79	3/30	VANCOUVER	3-1 W	39-26-9-5/92	32, 77, 39	GERBER	17,174 <sup>^</sup>
80	4/1	@ NASHVILLE	2-1 W (OT)	40-26-9-5/94	32, 32	GIGUERE	15,494
81	4/2	@ DALLAS	1-2 L	40-27-9-5/94	8	GERBER	18,532
82	4/4	COLORADO	3-4 OTL (OT)	40-27-9-6/95	32, 32, 28	GIGUERE	17,174 <sup>^</sup>

**GOAL KEY:** UNDERLINE = POWER PLAY GOAL, \* = SHORTHANDED GOAL, BOLD = GAME-WINNING GOAL, += GAME-TYING GOAL, \$ = EMPTY NET GOAL, ITALIC = PENALTY SHOT GOAL ^ = SELLOUT AT THE ARROWHEAD POND OF ANAHEIM. WHEN TWO GOALTENDERS PLAY IN ONE GAME, ALL CAPS RECEIVED DECISION.



# 2001-02 ANAHEIM DUCKS



**Front Row L-R:** Jean-Sebastien Giguere, Goaltending Consultant Francois Allaire, Assistant General Manager David McNab, President & General Manager Pierre Gauthier, Alternate Captain Steve Rucchin, Captain Paul Kariya, Alternate Captain Oleg Tverdovsky, Head Coach Bryan Murray, Assistant Coach Guy Charron, Assistant Coach Tom Watt, Steve Shields. **2nd Row L-R:** Assistant Equipment Manager John Allaway, Equipment Manager Mark O'Neill, Dan Bylsma, Ruslan Salei, Matt Cullen, Jeff Friesen, German Titov, Head Athletic Trainer Chris Phillips, Assistant Athletic Trainer Greg Thayer. **3rd Row L-R:** Timo Parssinen, Samuel Pahlsson, Kevin Sawyer, Niclas Havelid, Mike Leclerc, Keith Carney, Denny Lambert, Andy McDonald. **4th Row L-R:** Jason York, Patric Kjellberg, Marc Chouinard, Pavel Trnka, Vitaly Vishnevski.

## 2001-02 SEASON:

The Ducks finished the season 29-42-8-3 for 69 points...Anaheim went 15-13-2-0 in the last 30 contests...the Ducks had the best defensive season in franchise history...they had a team GAA of 2.39 (ranking ninth in the NHL) allowing just 198 goals the entire season...the previous club records were 206 goals allowed for a 2.48 GAA set in 1998-99...Anaheim also had the best penalty kill in club history...the PK unit killed 284-of-330 (86.1%) penalties, bettering the club record of 84.5% set in 1998-99...the fewest PP goals the club had allowed in a season was also set in 98-99, when it gave up 60 power play markers...in 2001-2002, the team shattered that record by allowing just 46 power play goals...Goaltender **J.S. Giguere** finished 2001-2002 with the fifth-best goals against average (2.13) and

tied (with Burke & Khabibulin) for the fifth-best save percentage (.920) in the NHL...he shattered the club record for lowest goals-against average, well ahead of Guy Hebert's 2.45 GAA in 1998-99...Paul Kariya finished the 2001-2002 regular season as the Ducks leader in goals (32), points (57), power play goals (11), game-winning goals (8) and shots (289)...defenseman **Keith Carney** led the team with a +14 rating in his first season with the Ducks...Head Coach **Bryan Murray** finished the 2001-2002 regular season ranked seventh in all-time coaching wins...he moved into seventh place with his 501st win on Jan. 26 @ Nashville (3-1 final)...his historic 500th NHL coaching win came the previous night on Jan. 25 @ Dallas in a 6-1 triumph (eighth coach in NHL history with 500 wins)...Murray also became the eighth coach in NHL history to coach 1,000 games on Nov. 28 vs. Edmonton.



**Jean-Sebastien Giguere**



# 2001-02 GAME-BY-GAME



GAME	DATE	OPPONENT	RESULT	RECORD/PTS.	DUCKS GOALS (BY #)	ANA. GOALTENDER(S)	ATTENDANCE
1	10/4	@ BOSTON	2-4 L	0-1-0-0/0	11, 9	SHIELDS	17,565
2	10/6	@ PITTSBURGH	4-2 W	1-1-0-0/2	17, 17*, 33, 16	SHIELDS	15,411
3	10/8	@ TORONTO	1-6 L	1-2-0-0/2	12	SHIELDS, BRYZGALOV	18,585
4	10/9	@ MONTREAL	1-3 L	1-3-0-0/2	11	SHIELDS	17,510
5	10/12	WASHINGTON	2-1 W	2-3-0-0/4	20, 33	SHIELDS	16,219
6	10/14	TAMPA BAY	2-3 L	2-4-0-0/4	12, 10	GIGUERE	9,579
7	10/17	BOSTON	2-2 T (OT)	2-4-1-0/5	20, 11	SHIELDS	10,348
8	10/18	@ LOS ANGELES	1-4 L	2-5-1-0/5	13	SHIELDS	13,916
9	10/21	VANCOUVER	3-1 W	3-5-1-0/7	24,12,16	GIGUERE	10,435
10	10/24	@ PHOENIX	3-2 W (OT)	4-5-1-0/9	21, 32, 12	GIGUERE	9,885
11	10/28	COLORADO	2-3 L	4-6-1-0/9	33, 26	GIGUERE	14,655
12	10/31	SAN JOSE	2-4 L	4-7-1-0/9	17, 9	SHIELDS	9,273
13	11/2	CHICAGO	5-2 W	5-7-1-0/11	9, 9, 20, 21, 26	GIGUERE	12,893
14	11/4	ATLANTA	5-0 W	6-7-1-0/13	21, 9, 21*, 12, 10	GIGUERE	9,876
15	11/7	CALGARY	3-3 T (OT)	6-7-2-0/14	28, 20, 9	GIGUERE	9,639
16	11/9	DETROIT	0-1 L	6-8-2-0/14	-	GIGUERE	17,174^
17	11/11	DALLAS	2-2 T (OT)	6-8-3-0/15	12, 11*	SHIELDS	11,918
18	11/14	SAN JOSE	2-4 L	6-9-3-0/15	24, 11	SHIELDS	9,852
19	11/16	@ COLUMBUS	2-3 L	6-10-3-0/15	10, 23	GIGUERE	18,136
20	11/17	@ WASHINGTON	1-4 L	6-11-3-0/15	26	GIGUERE	17,298
21	11/20	@ TAMPA BAY	2-3 L	6-12-3-0/15	9, 9	SHIELDS	15,012
22	11/21	@ FLORIDA	0-6 L	6-13-3-0/15	-	GIGUERE	15,232
23	11/24	@ NY ISLANDERS	3-5 L	6-14-3-0/15	13, 16, 9	GIGUERE	16,234
24	11/25	@ NY RANGERS	3-2 W	7-14-3-0/17	16, 25, 9	SHIELDS	18, 200
25	11/28	EDMONTON	0-2 L	7-15-3-0/17	-	SHIELDS	9,527
26	11/30	SAN JOSE	2-5 L	7-16-3-0/17	16, 21	GIGUERE	12,190
27	12/2	NASHVILLE	4-2 W	8-16-3-0/19	12, 11, 12, 17	SHIELDS	10,214
28	12/5	@ EDMONTON	2-3 OTL (OT)	8-16-3-1/20	16, 11	SHIELDS	15,545
29	12/6	@ VANCOUVER	2-3 L	8-17-3-1/20	7, 16	GIGUERE	15,972
30	12/8	@ CALGARY	4-0 W	9-17-3-1/22	9, 18, 33, 13	GIGUERE, SHIELDS	14,330
31	12/10	@ COLORADO	1-1 T (OT)	9-17-4-1/23	21	GIGUERE	18,007
32	12/12	VANCOUVER	0-1 OTL (OT)	9-17-4-2/24	-	GIGUERE	9,570
33	12/14	COLUMBUS	2-3 L	9-18-4-2/24	3, 17	SHIELDS	9,629
34	12/16	LOS ANGELES	2-3 OTL (OT)	9-18-4-3/25	13, 11	GIGUERE	17,002
35	12/18	@ MINNESOTA	5-1 W	10-18-4-3/27	18, 12, 19, 19, 12	GIGUERE	18,568
36	12/19	@ COLORADO	1-2 L	10-19-4-3/27	17	GIGUERE	18,007
37	12/21	PHOENIX	2-1 W	11-19-4-3/29	9, 17	GIGUERE	10,463
38	12/23	@ PHOENIX	4-0 W	12-19-4-3/31	19, 27, 32, 9	GIGUERE	13,815
39	12/26	@ SAN JOSE	2-1 W	13-19-4-3/33	12, 17	SHIELDS	17,496
40	12/27	@ LOS ANGELES	2-2 T (OT)	13-19-5-3/34	11, 17	GIGUERE	18,610
41	12/30	@ CHICAGO	1-2 L	13-20-5-3/34	18	SHIELDS	17,382
42	12/31	@ COLUMBUS	1-3 L	13-21-5-3/35	10	GIGUERE	18,136
43	1/02	@ DETROIT	3-5 L	13-22-5-3/35	26*, 10, 32	SHIELDS, GIGUERE	20,058
44	1/04	FLORIDA	1-2 L	13-23-5-3/35	11	GIGUERE	10,696
45	1/09	ST. LOUIS	2-3 L	13-24-5-3/35	18, 3	GIGUERE	9,375
46	1/11	@ MINNESOTA	2-2 T (OT)	13-24-6-3/36	16, 9	GIGUERE	18,568
47	1/12	@ NASHVILLE	1-2 L	13-25-6-3/36	11	SHIELDS	16,561
48	1/14	NASHVILLE	5-3 W	14-25-6-3/38	16, 9, 9, 9, 17	GIGUERE	9,522
49	1/16	BUFFALO	1-3 L	14-26-6-3/38	12	SHIELDS	9,845
50	1/18	@ EDMONTON	1-3 L	14-27-6-3/38	18	GIGUERE	16,558
51	1/19	@ CALGARY	1-2 L	14-28-6-3/38	19	GIGUERE	17,409
52	1/21	LOS ANGELES	2-4 L	14-29-6-3/38	12, 11	SHIELDS	17,079
53	1/23	MINNESOTA	3-2 W (OT)	15-29-6-3/40	12, 13, 3	GIGUERE	9,511
54	1/25	@ DALLAS	6-1 W	16-29-6-3/42	13, 17, 9, 12, 32, 17	GIGUERE	18,532
55	1/26	@ NASHVILLE	3-1 W	17-29-6-3/44	21, 17, 12	GIGUERE	15,537
56	1/28	@ ST. LOUIS	1-0 W	18-29-6-3/46	9	GIGUERE	18,909
57	1/30	COLUMBUS	3-1 W	19-29-6-3/48	11, 19, 17	GIGUERE	9,498
58	2/06	PHILADELPHIA	5-4 W	20-29-6-3/50	9, 9, 13, 9, 10	GIGUERE	13,614
59	2/08	CAROLINA	1-4 L	20-30-6-3/50	12	GIGUERE	10,589
60	2/10	DALLAS	1-5 L	20-31-6-3/50	12	SHIELDS	14,617
61	2/13	CALGARY	3-2 W	21-31-6-3/52	17, 7, 19	GIGUERE	9,583
62	2/27	MINNESOTA	3-5 L	21-32-6-3/52	9, 9, 26	GIGUERE	10,022
63	3/03	@ CHICAGO	1-2 L	21-33-6-3/52	17	GIGUERE	20,161
64	3/06	@ ATLANTA	4-1 W	22-33-6-3/54	3, 9, 18, 9	SHIELDS	11,016
65	3/08	NEW JERSEY	2-1 W	23-33-6-3/56	11, 9	SHIELDS	15,051
66	3/10	OTTAWA	2-4 L	23-34-6-3/56	13, 27	SHIELDS	12,358
67	3/13	PITTSBURGH	4-2 W	24-34-6-3/58	17, 17, 24, 20	GIGUERE	12,536
68	3/15	CHICAGO	1-1 T (OT)	24-34-7-3/59	13	GIGUERE	11,360
69	3/17	ST. LOUIS	2-3 L	24-35-7-3/59	19, 24	GIGUERE	12,702
70	3/19	@ DETROIT	2-1 W	25-35-7-3/61	9, 9	SHIELDS	20,058
71	3/21	@ PHILADELPHIA	1-2 L	25-36-7-3/61	11	SHIELDS	19,527
72	3/22	@ ST. LOUIS	2-3 L	25-37-7-3/61	9, 12	GIGUERE	19,534
73	3/24	@ DALLAS	2-1 W	26-37-7-3/63	20, 21	GIGUERE	18,532
74	3/27	PHOENIX	2-4 L	26-38-7-3/63	3, 13	GIGUERE	11,297
75	3/28	@ PHOENIX	2-1 W (OT)	27-38-7-3/65	20, 13	SHIELDS	14,725
76	3/30	@ VANCOUVER	1-4 L	27-39-7-3/65	33	SHIELDS	18,422
77	4/02	@ SAN JOSE	1-3 L	27-40-7-3/65	26	GIGUERE	17,496
78	4/03	DETROIT	1-1 T (OT)	27-40-8-3/66	11	SHIELDS, GIGUERE	17,174^
79	4/05	EDMONTON	2-0 W	28-40-8-3/67	9, 13	GIGUERE	13,369
80	4/07	DALLAS	4-1 W	29-40-8-3/69	18, 13, 12, 9	GIGUERE	14,661
81	4/12	COLORADO	1-3 L	29-41-8-3/69	11	GIGUERE	17,174^
82	4/14	@ LOS ANGELES	0-1 L	29-42-8-3/69	-	GIGUERE	18,349

**GOAL KEY:** UNDERLINE = POWER PLAY GOAL, \* = SHORTHANDED GOAL, BOLD = GAME-WINNING GOAL, + = GAME-TYING GOAL, \$ = EMPTY NET GOAL, ITALIC = PENALTY SHOT GOAL, ^ = SELLOUT AT THE ARROWHEAD POND OF ANAHEIM. WHEN TWO GOALTENDERS PLAY IN ONE GAME, ALL CAPS RECEIVED DECISION.

# 2000-01 ANAHEIM DUCKS



**Front Row L-R:** Jean-Sebastien Giguere, Assistant Coach Kelly Miller, Assistant General Manager David McNab, President & General Manager Pierre Gauthier, Alternate Captain Steve Rucchin, Captain Paul Kariya, Alternate Captain Dan Bylsma, Chairman & Governor Tony Tavares, Head Coach Guy Charron, Associate Coach Terry Simpson, Gregg Naumenko. **2nd Row L-R:** Assistant Equipment Manager John Allaway, Equipment Manager Mark O'Neill, German Titov, Ruslan Salei, Oleg Tverdovsky, Matt Cullen, Jeff Friesen, Head Athletic Trainer Chris Phillips, Assistant Athletic Trainer Greg Thayer. **3rd Row L-R:** Mike Crowley, Pascal Trepanier, Marty McInnis, Tony Hrkac, Samuel Pahlsson, Petr Tenkrat, Niclas Havelid. **4th Row L-R:** Antti-Jussi Niemi, Jim Cummins, Pavel Trnka, Marc Chouinard, Mike Leclerc, Vitaly Vishnevski, Jonas Ronnqvist. Not Pictured: Steve Shields

## 2000-01 SEASON:

The Ducks finished the season 25-41-11-5 for 66 points...the team had a point in 10 of their last 16 games, winning seven of them (7-6-3-0)...the Ducks went 9-10-5-1 in their last 25 games...Anaheim posted a five-game winning streak at HOME, tying the club-record for consecutive victories at the Arrowhead Pond, Mar. 4 - Apr. 1 (set twice - 3/8-4/3, 1996 & 10/22-11/5, 1995)...**Jean-Sebastien Giguere** started 23 consecutive

games for the Ducks, 2/11-4/4, tying the club-record set by **Guy Hebert** (2/5-3/26, 1997)...he posted back-to-back shutouts Mar. 11-13, just the second time in club history that had happened...**Paul Kariya** recorded his fifth 30+ goal year over the previous six seasons and led the team with 67 points (33-34=67)...defenseman **Oleg Tverdovsky** led the team in assists (14-39=53), while leading team defensemen in all three categories...defenseman Vitaly Vishnevski finished fifth in the NHL in hits with 284.



Dan Bylsma


# 2000-01 GAME-BY-GAME



GAME	DATE	OPPONENT	RESULT	RECORD/PTS.	DUCKS GOALS (BY #)	ANA. GOALTENDER(S)	ATTENDANCE
1	10/6	MINNESOTA	3-1 W	1-0-0/2	19, 17, 16	HEBERT	16,520
2	10/8	ST. LOUIS	1-5 L	1-1-0/2		HEBERT	11,134
3	10/11	BOSTON	2-3 L (OT)	1-1-0-1/3	8, 19	HEBERT	11,167
4	10/14	@ NEW JERSEY	2-4 L	1-2-0-1/3	29*, 8	HEBERT/ROUSSEL	14,789
5	10/16	@ NY RANGERS	4-3 W	2-2-0-1/5	16, 9, 26, 12	ROUSSEL	18,200
6	10/17	@ NY ISLANDERS	4-3 W	3-2-0-1/7	16, 12, 3, 8	HEBERT	6,336
7	10/20	@ BUFFALO	2-2 T (OT)	3-2-1-1/8		ROUSSEL	17,409
8	10/21	@ PHILADELPHIA	4-3 W	4-2-1-1/10	20, 12, 15, 8	HEBERT	19,477
9	10/23	LOS ANGELES	4-5 L (OT)	4-2-1-2/11	16, 16, 12, 16	HEBERT	14,098
10	10/25	@ LOS ANGELES	2-6 L	4-3-1-2/11		ROUSSEL/HEBERT	18,118
11	10/27	EDMONTON	3-2 W	5-3-1-2/13	17, 8, 9	HEBERT	13,592
12	10/29	@ CALGARY	6-3 W	6-3-1-2/15	15, 8, 20, 9, 19, 6	HEBERT	16,144
13	10/30	@ EDMONTON	3-5 L	6-4-1-2/15	10, 8, 17	HEBERT	12,002
14	11/1	PHOENIX	1-1 T (OT)	6-4-2-2/16	10+	HEBERT	11,602
15	11/4	@ NASHVILLE	3-3 T (OT)	6-4-3-2/17	13, 29, 27+	HEBERT	16,512
16	11/5	@ CHICAGO	2-4 L	6-5-3-2/17	8, 16	ROUSSEL/HEBERT	13,360
17	11/8	VANCOUVER	2-7 L	6-6-3-2/17	9*, 29	HEBERT/ROUSSEL	11,588
18	11/11	@ COLORADO	1-3 L	6-7-3-2/17	24	ROUSSEL	18,007
19	11/12	DETROIT	2-3 L	6-8-3-2/17	12, 16	HEBERT	16,417
20	11/15	COLORADO	0-3 L	6-9-3-2/17	NONE	HEBERT	13,470
21	11/18	@ PHOENIX	6-2 W	7-9-3-2/19	16, 19, 15, 14, 8, 12	HEBERT	15,374
22	11/19	NY ISLANDERS	2-1 W	8-9-3-2/21	9, 8	HEBERT	13,047
23	11/22	NEW JERSEY	2-5 L	8-10-3-2/21	8, 17	HEBERT/ROUSSEL	13,932
24	11/24	@ CALGARY	2-2 T (OT)	8-10-4-2/22	9, 12	ROUSSEL	17,139
25	11/25	@ EDMONTON	2-3 L	8-11-4-2/22	15, 10	GIGUERE	17,100
26	11/28	@ VANCOUVER	1-4 L	8-12-4-2/22	28	GIGUERE	14,848
27	11/30	@ SAN JOSE	2-3 L (OT)	8-12-4-3/23	12, 9	ROUSSEL	17,496
28	12/3	LOS ANGELES	4-0 W	9-12-4-3/25	12, 10, 11, 9*	HEBERT	^17,174
29	12/5	@ ST. LOUIS	0-1 L	9-13-4-3/25	NONE	HEBERT	18,410
30	12/6	@ COLUMBUS	2-5 L	9-14-4-3/25	12, 17	HEBERT/ROUSSEL	15,648
31	12/8	@ MINNESOTA	1-0 W (OT)	10-14-4-3/27	10	HEBERT	18,064
32	12/10	DALLAS	0-1 L	10-15-4-3/27	NONE	HEBERT	12,671
33	12/13	COLUMBUS	5-4 W (OT)	11-15-4-3/29	9, 13, 28, 13, 28	HEBERT	11,630
34	12/15	NY RANGERS	6-4 W	12-15-4-3/31	17, 18, 9, 16, 12, 12	HEBERT	14,944
35	12/17	TAMPA BAY	3-1 W	13-15-4-3/33	10, 16, 15	HEBERT	11,207
36	12/20	ATLANTA	2-4 L	13-16-4-3/33	16, 26	HEBERT	12,051
37	12/22	@ DETROIT	1-2 L (OT)	13-16-4-4/34	18	HEBERT	19,995
38	12/23	@ ST. LOUIS	2-5 L	13-17-4-4/34	29, 17	HEBERT	19,736
39	12/27	@ DALLAS	1-3 L	13-18-4-4/34	13	ROUSSEL	17,001
40	12/28	@ NASHVILLE	2-2 T (OT)	13-18-5-4/35	17, 18+	HEBERT	16,434
41	12/31	@ MINNESOTA	2-3 L	13-19-5-4/35	15, 7	HEBERT	18,064
42	1/3	FLORIDA	3-2 W (OT)	14-19-5-4/37	8, 13, 18	ROUSSEL	11,396
43	1/5	CALGARY	4-4 T (OT)	14-19-6-4/38	16, 16, 8, 8+	HEBERT	12,943
44	1/10	ST. LOUIS	2-4 L	14-20-6-4/38	28, 8	HEBERT	14,600
45	1/12	@ BUFFALO	0-4 L	14-21-6-4/38	NONE	HEBERT	13,372
46	1/14	@ CAROLINA	0-4 L	14-22-6-4/38	NONE	GIGUERE	13,013
47	1/15	@ PITTSBURGH	2-3 L	14-23-6-4/38	15, 15	HEBERT	17,148
48	1/17	@ ATLANTA	5-2 W	15-23-6-4/40	21, 8, 23, 23, 16	GIGUERE	15,040
49	1/19	PHOENIX	3-4 L	15-24-6-4/40	16, 10, 8	GIGUERE	14,280
50	1/21	COLORADO	2-4 L	15-25-6-4/40	16, 16	HEBERT/GIGUERE	16,417
51	1/24	MINNESOTA	0-5 L	15-26-6-4/40	NONE	GIGUERE	11,692
52	1/26	@ DETROIT	2-3 L	15-27-6-4/40	15, 27	HEBERT	19,995
53	1/27	@ COLUMBUS	1-2 L	15-28-6-4/40	32	GIGUERE	18,136
54	1/31	NASHVILLE	0-3 L	15-29-6-4/40	NONE	HEBERT	10,961
55	2/1	@ PHOENIX	4-2 W	16-29-6-4/42	27, 8, 8, 8	GIGUERE	13,267
56	2/7	CHICAGO	2-3 L	16-30-6-4/42	9, 15	GIGUERE	11,682
57	2/9	WASHINGTON	3-4 L	16-31-6-4/42	9, 9, 10	HEBERT	12,942
58	2/11	CAROLINA	2-2 T (OT)	16-31-7-4/43	8, 12+	GIGUERE	12,630
59	2/14	EDMONTON	3-3 T (OT)	16-31-8-4/44	16, 8, 12+	GIGUERE	11,307
60	2/16	@ DALLAS	2-3 L (OT)	16-31-8-5/45	10, 27	GIGUERE	17,001
61	2/19	CALGARY	6-2 W	17-31-8-5/47	9, 9, 8, 8, 23*	GIGUERE	11,438
62	2/21	SAN JOSE	1-0 W	18-31-8-5/49	10	GIGUERE	12,973
63	2/23	@ SAN JOSE	1-3 L	18-32-8-5/49	8	GIGUERE	17,496
64	2/25	COLUMBUS	2-5 L	18-33-8-5/49	12, 9	GIGUERE	12,308
65	2/28	DETROIT	1-3 L	18-34-8-5/49	13	GIGUERE	15,761
66	3/2	DALLAS	2-5 L	18-35-8-5/49	10, 17	GIGUERE	14,660
67	3/4	LOS ANGELES	4-0 W	19-35-8-5/51	32, 8, 9, 9	GIGUERE	^17,174
68	3/7	MONTREAL	4-2 W	20-35-8-5/53	9, 17, 9, 15	GIGUERE	12,568
69	3/9	CHICAGO	3-1 W	21-35-8-5/55	9, 10, 9*	GIGUERE	13,492
70	3/11	NASHVILLE	1-0 W (OT)	22-35-8-5/57	25	GIGUERE	13,888
71	3/13	@ WASHINGTON	2-0 W	23-35-8-5/59	26, 15	GIGUERE	14,502
72	3/14	@ TORONTO	2-3 L	23-36-8-5/59	9, 9	GIGUERE	19,038
73	3/16	@ OTTAWA	1-4 L	23-37-8-5/59	40	GIGUERE	18,500
74	3/18	@ CHICAGO	4-1 W	24-37-8-5/61	11, 19, 16, 26*	GIGUERE	15,014
75	3/21	@ DALLAS	0-8 L	24-38-8-5/61	NONE	GIGUERE/NAUMENKO	17,001
76	3/24	@ LOS ANGELES	3-3 T (OT)	24-38-9-5/62	27, 13, 10+	GIGUERE	18,118
77	3/29	@ SAN JOSE	4-7 L	24-39-9-5/62	9, 9, 13, 9	GIGUERE	17,496
78	3/30	@ VANCOUVER	2-2 T (OT)	24-39-10-5/63	11, 9	GIGUERE	18,422
79	4/1	VANCOUVER	2-1 W	25-39-10-5/65	27, 18	GIGUERE	16,006
80	4/4	@ COLORADO	1-1 T (OT)	25-39-11-5/66	9	GIGUERE	18,007
81	4/6	PHOENIX	2-5 L	25-40-11-5/66	32, 9	NAUMENKO	16,082
82	4/8	SAN JOSE	1-4 L	25-41-11-5/66	10	GIGUERE	^17,174

**GOAL KEY:** UNDERLINE = POWER PLAY GOAL, \* = SHORTHANDED GOAL, BOLD = GAME-WINNING GOAL, += GAME-TYING GOAL, \$ = EMPTY NET GOAL, ITALIC = PENALTY SHOT GOAL ^ = SELLOUT AT THE ARROWHEAD POND OF ANAHEIM. WHEN TWO GOALTENDERS PLAY IN ONE GAME, ALL CAPS RECEIVED DECISION.

# 1999-00 ANAHEIM DUCKS



**Front Row (sitting) L-R:** Dominic Roussel, Assistant General Manager David McNab, President and General Manager Pierre Gauthier, Alternate Captain Teemu Selanne, Captain Paul Kariya, Alternate Captain Kevin Haller, Chairman and Governor Tony Tavares, Head Coach Craig Hartsburg, Guy Hebert.

**Second Row L-R:** Assistant Equipment Manager John Alloway, Equipment Manager Mark O'Neill, Assistant Coach George Burnett, Jeff Nielsen, Matt Cullen, Marty McInnis, Ted Donato, Assistant Coach Newell Brown, Head Athletic Trainer Chris Phillips, Assistant Athletic Trainer Greg Thayer.

**Third Row L-R:** Kip Miller, Tony Hrkac, Pascal Trepanier, Ruslan Salei, Oleg Tverdovsky, Fredrik Olausson, Niclas Havelid, Jorgen Jonsson, Ladislav Kohn. **Top Row L-R:** Mike Leclerc, Antti Aalto, Pavel Trnka, Stu Grimson, Steve Rucchin, Ed Ward, Jason Marshall, Vitaly Vishnevski.

## 1999-00 SEASON:

The Mighty Ducks finished 34-33-12-3 for 83 points...Anaheim went 3-2-0-1 in the last six games, 7-5-2-2 in the last 16 games and 14-10-6-2 in its last 32 contests...the Ducks were 19-13-7-2 at home, including 6-0-2-2 in their last 10 games...Anaheim was 7-1-3-2 in the last 13, and 12-7-3-2 in the last 24 games @ the Arrowhead Pond... the Ducks finished 15-20-5-1 on the road, including 7-7-3-1 in their last 18 road games...Anaheim had a five-game road unbeaten streak (3-0-2-0) snapped Feb. 12 @ STL, tying for the club's longest road unbeaten streak (done four other times)...the Ducks' five-game road winning streak from Nov. 26-Dec. 26 set a new club-record (old record was four games)...**Oleg Tverdovsky** was the only Duck to play in all 82 games, while also

leading all team defensemen in points (51)...**Paul Kariya** ranked fourth in the NHL in scoring with 86 points (leading the Ducks), despite missing eight games due to injury...**Teemu Selanne** finished the 1999-2000 season ranked fifth in the NHL in scoring with 85 points... despite missing 11 games due to injury, **Steve Rucchin** ranked second in the NHL in total faceoff wins (1,066- behind only Adam Oates)...defenseman **Fredrik Olausson** announced his retirement following the club's last game, finishing his final NHL season with 15-19=34 points in 70 games...**Guy Hebert** had most of the work in goal, playing in 68 games...he appeared in his 400th game as a Mighty Duck in the season finale Apr. 9 vs. Los Angeles.

# 1999-00 GAME-BY-GAME



GAME	DATE	OPPONENT	RESULT	RECORD/PTS.	DUCKS GOALS (BY #)	ANA. GOALTENDER(S)	ATTENDANCE
1	10/2	@ DALLAS	0-2 L	0-1-0-0/0	NONE	HEBERT	17,001
2	10/5	@ PHOENIX	0-4 L	0-2-0-0/0	NONE	HEBERT/ROUSSEL	15,780
3	10/8	DALLAS	3-0 W	1-2-0-0/2	5, 8, 10	HEBERT	^17,174
4	10/11	SAN JOSE	5-3 W	2-2-0-0/4	17, 2, 10, 16, 20S	HEBERT	13,571
5	10/13	@ NEW JERSEY	2-3 L	2-3-0-0/4	9, 20	HEBERT	11,109
6	10/15	@ TAMPA BAY	3-2 W	3-3-0-0/6	21, 9, 12	ROUSSEL	11,616
7	10/16	@ FLORIDA	2-3 L (OT)	3-3-0-1/7	12, 20	HEBERT	14,854
8	10/19	@ WASHINGTON	7-1 W	4-3-0-1/9	7, 8, 12, 17, 8, 14, 12	HEBERT	10,522
9	10/21	@ CHICAGO	5-5 T (OT)	4-3-1-1/10	18, 9, 14, 16, 8+	HEBERT	14,093
10	10/24	BOSTON	2-3 L	4-4-1-1/10	17, 10	HEBERT	14,712
11	10/27	PITTSBURGH	2-1 W (OT)	5-4-1-1/12	16, 8	ROUSSEL	13,683
12	10/29	WASHINGTON	5-2 W	6-4-1-1/14	9, 8, 10, 2, 9	HEBERT	13,586
13	10/31	PHOENIX	0-3 L	6-5-1-1/14	NONE	HEBERT	13,896
14	11/3	PHILADELPHIA	3-3 T (OT)	6-5-2-1/15	9, 2, 8	ROUSSEL	13,898
15	11/7	EDMONTON	3-1 W	7-5-2-1/17	16, 8, 17	HEBERT	13,555
16	11/9	@ TORONTO	2-0 W	8-5-2-1/19	16, 9S	HEBERT	19,148
17	11/11	@ MONTREAL	1-2 L	8-6-2-1/19	17	HEBERT	20,573
18	11/13	@ OTTAWA	2-4 L	8-7-2-1/19	9, 19	HEBERT	18,500
19	11/15	@ DETROIT	3-6 L	8-8-2-1/19	21, 9, 19	ROUSSEL	19,983
20	11/17	CALGARY	2-1 W	9-8-2-1/21	14, 29	HEBERT	12,928
21	11/19	CHICAGO	4-2 W	10-8-2-1/23	16, 20, 28, 2	HEBERT	15,264
22	11/22	MONTREAL	1-2 L	10-9-2-1/23	21	HEBERT	12,496
23	11/24	NEW JERSEY	1-2 L	10-10-2-1/23	2	HEBERT	13,474
24	11/26	@ DALLAS	4-2 W	11-10-2-1/25	15, 8, 8, 8	HEBERT	17,001
25	11/27	@ NASHVILLE	4-3 W	12-10-2-1/27	20, 9, 9, 20	HEBERT	17,113
26	12/1	TAMPA BAY	2-4 L	12-11-2-1/27	9, 12	HEBERT	12,047
27	12/3	LOS ANGELES	1-1 T (OT)	12-11-3-1/28	7+	HEBERT	^17,174
28	12/4	@ PHOENIX	2-1 W	13-11-3-1/30	33, 21	HEBERT	14,904
29	12/8	VANCOUVER	2-2 T (OT)	13-11-4-1/31	9, 20+	HEBERT	12,488
30	12/10	COLORADO	1-2 L	13-12-4-1/31	24	HEBERT	13,927
31	12/12	ATLANTA	4-1 W	14-12-4-1/33	8, 12, 29, 8S	ROUSSEL	12,886
32	12/15	@ COLORADO	4-2 W	15-12-4-1/35	19, 19, 21, 8	ROUSSEL	18,007
33	12/17	CHICAGO	2-0 W	16-12-4-1/37	28, 24	HEBERT	12,623
34	12/19	DETROIT	3-1 W	17-12-4-1/39	33, 17, 9	HEBERT	16,538
35	12/22	PHOENIX	2-8 L	17-13-4-1/39	9, 19	HEBERT/ROUSSEL	14,315
36	12/26	@ SAN JOSE	1-0 W	18-13-4-1/41	8	ROUSSEL	17,483
37	12/27	@ EDMONTON	1-4 L	18-14-4-1/41	15	ROUSSEL	17,100
38	12/29	@ CALGARY	1-3 L	18-15-4-1/41	21	HEBERT	15,511
39	12/31	@ DALLAS	4-5 L	18-16-4-1/41	17, 9, 9*, 21	HEBERT	17,001
40	1/5	FLORIDA	1-5 L	18-17-4-1/41	19	HEBERT/ROUSSEL	13,024
41	1/7	@ CAROLINA	4-4 T (OT)	18-17-5-1/42	8, 16*, 33, 19	ROUSSEL	12,002
42	1/8	@ DETROIT	3-5 L	18-18-5-1/42	12, 9*, 32	HEBERT	19,983
43	1/12	OTTAWA	0-2 L	18-19-5-1/42	NONE	HEBERT	12,501
44	1/14	ST. LOUIS	3-1 W	19-19-5-1/44	16, 9, 29	HEBERT	14,906
45	1/15	@ PHOENIX	2-4 L	19-20-5-1/44	2, 9	HEBERT	16,210
46	1/17	BUFFALO	0-5 L	19-21-5-1/44	NONE	ROUSSEL	13,617
47	1/19	DALLAS	3-1 W	20-21-5-1/46	14, 9, 9S	HEBERT	13,723
48	1/21	COLORADO	3-3 T (OT)	20-21-6-1/47	10, 9, 8+	HEBERT	^17,174
49	1/22	@ SAN JOSE	3-4 L	20-22-6-1/47	8, 9, 9	HEBERT	17,483
50	1/26	NY ISLANDERS	2-4 L	20-23-6-1/47	8, 9	HEBERT	12,790
51	1/29	@ PITTSBURGH	7-1 W	21-23-6-1/49	8, 14, 9, 17, 20, 9, 15	HEBERT	17,124
52	1/31	@ BOSTON	4-2 W	22-23-6-1/51	9, 8, 8, 9	HEBERT	15,689
53	2/1	@ BUFFALO	2-2 T (OT)	22-23-7-1/52	2, 20+	HEBERT	18,690
54	2/3	@ PHILADELPHIA	3-3 T (OT)	22-23-8-1/53	10, 19, 8	HEBERT	19,742
55	2/8	@ LOS ANGELES	5-3 W	23-23-8-1/55	17, 6, 10, 20, 9	HEBERT	18,118
56	2/9	DALLAS	3-5 L	23-24-8-1/55	2, 17, 9	HEBERT	13,684
57	2/12	@ ST. LOUIS	3-6 L	23-25-8-1/55	11, 9, 9	HEBERT	20,216
58	2/14	@ CHICAGO	4-3 W	24-25-8-1/57	17, 20, 11, 21	ROUSSEL	13,737
59	2/16	CALGARY	6-5 W (OT)	25-25-8-1/59	5, 20, 9, 20, 2, 10	HEBERT	12,956
60	2/18	SAN JOSE	4-4 T (OT)	25-25-9-1/60	17, 8, 10, 24	HEBERT	16,868
61	2/21	ST. LOUIS	2-4 L	25-26-9-1/60	21, 24	ROUSSEL	13,346
62	2/23	VANCOUVER	4-4 T (OT)	25-26-10-1/61	10, 8, 20, 29+	ROUSSEL	12,682
63	2/27	EDMONTON	3-2 W	26-26-10-1/63	16, 2, 5	HEBERT	^17,174
64	2/29	@ SAN JOSE	4-2 W	27-26-10-1/65	17, 16, 10, 12	HEBERT	17,483
65	3/2	@ VANCOUVER	1-3 L	27-27-10-1/65	11	HEBERT	13,918
66	3/3	@ CALGARY	1-4 L	27-28-10-1/65	11	HEBERT/ROUSSEL	16,430
67	3/5	NASHVILLE	1-0 W	28-28-10-1/67	22	HEBERT	13,601
68	3/8	NY RANGERS	3-4 L (OT)	28-28-10-2/68	15, 20, 8	HEBERT	13,565
69	3/11	@ ST. LOUIS	1-1 T (OT)	28-28-11-2/69	2+	HEBERT/ROUSSEL	20,274
70	3/14	@ COLORADO	2-4 L	28-29-11-2/69	10, 21	ROUSSEL	18,007
71	3/15	LOS ANGELES	2-2 T (OT)	28-29-12-2/70	20, 10	HEBERT	^17,174
72	3/17	SAN JOSE	4-2 W	29-29-12-2/72	8, 2, 10, 8S	HEBERT	16,573
73	3/19	DETROIT	3-1 W	30-29-12-2/74	2, 2, 9	HEBERT	^17,174
74	3/21	@ LOS ANGELES	5-2 W	31-29-12-2/76	21, 14, 11, 29, 9	HEBERT	17,494
75	3/22	@ EDMONTON	1-2 L	31-30-12-2/76	33	HEBERT	15,673
76	3/24	@ VANCOUVER	1-8 L	31-31-12-2/76	9	HEBERT/ROUSSEL	18,422
77	3/26	PHOENIX	4-3 W (OT)	32-31-12-2/78	8, 8, 2, 10	HEBERT	^17,174
78	4/1	@ LOS ANGELES	1-2 L	32-32-12-2/78	8	HEBERT	18,118
79	4/3	NASHVILLE	3-1 W	33-32-12-2/80	20, 22, 11	HEBERT	15,759
80	4/5	@ CHICAGO	2-5 L	33-33-12-2/80	24, 9	HEBERT	15,112
81	4/7	@ NASHVILLE	5-1 W	34-33-12-2/82	20, 9*, 14, 20, 9	HEBERT	17,113
82	4/9	LOS ANGELES	3-4 L (OT)	34-33-12-3/83	9, 8, 8	HEBERT	^17,174

**GOAL KEY:** UNDERLINE = POWER PLAY GOAL, \* = SHORTHANDED GOAL, BOLD = GAME-WINNING GOAL, + = GAME-TYING GOAL, \$ = EMPTY NET GOAL, ITALIC = PENALTY SHOT GOAL ^ = SELLOUT AT THE ARROWHEAD POND OF ANAHEIM. WHEN TWO GOALTENDERS PLAY IN ONE GAME, ALL CAPS RECEIVED DECISION.



# 1998-99 ANAHEIM DUCKS



**Front Row (sitting) L-R:** Dominic Roussel, Assistant Coach George Burnett, Assistant General Manager David McNab, President and General Manager Pierre Gauthier, Alternate Captain Teemu Selanne, Captain Paul Kariya, Alternate Captain Kevin Haller, Chairman and Governor Tony Tavares, Head Coach Craig Hartsburg, Assistant Coach Newell Brown, Guy Hebert. **Second Row L-R:** Assistant Trainer Greg Thayer, Head Trainer Greg Smith, Ted Drury, Matt Cullen, Steve Rucchin, Jason Marshall, Ruslan Salei, Goaltending Coach Francois Allaire, Head Equipment Manager Mark O'Neill, Assistant Equipment Manager John Allaway. **Third Row L-R:** Jeff Nielsen, Fredrik Olausson, Tomas Sandstrom, Travis Green, Johan Davidsson, Pascal Trepanier, Marty McInnis. **Top Row L-R:** Antti Aalto, Dan Trebil, Stu Grimson, Jim McKenzie, Jamie Pushor, Pavel Trnka.

## POSTSEASON NOTES IN PLAYOFF SECTION

### 1998-99 SEASON:

The Mighty Ducks finished the season with a mark of 35-34-13 for 83 points, good for sixth in the Western Conference...the Ducks were a franchise-high five games over .500 five times (latest being a 34-29-12 record after a 2-2 tie @ the NYI on Apr. 3)...the club's 83 points were 18 more than they had in 1997-98 (65 points), the third largest increase in the NHL...Anaheim lost only 12 of its last 34 games (18-12-4) and finished one win shy of equaling the club-record for wins in one season...the club led the league in power play percentage with a 22.0% mark (83-for-378)...the Ducks' 79 PPG's from Nov. 1 through the end of the regular season were 15 more than anyone else in the NHL...Anaheim was 28-3-7 when leading after two periods...home record was 21-14-6 (7-3-2 in last 12)...the Ducks established a club-record seven-game

winning streak from Feb. 20-Mar. 7... **Paul Kariya** and **Teemu Selanne** combined to average 2.66 points-per-game, leading the league...Teemu Selanne's 47 goals earned him the first-ever Maurice "The Rocket" Richard Trophy, awarded to the NHL's highest goal scorer...**Paul Kariya's** 429 shots were the second-highest total in NHL history...**Fredrik Olausson** set club-records for defensemen in goals (16), assists (40) & points (56)...**Guy Hebert** and **Dominic Roussel** combined for a .921 SV%, the second-highest in the league...Hebert received most of the workload, ranking second in the NHL in games (68), and second in minutes (4083), while also ranking eighth in wins (31), and tied-for-fourth in shutouts (6)... **Kevin Haller** and Paul Kariya were the only two players to appear in all 82 regular season games.




# 1998-99 GAME-BY-GAME



GAME	DATE	OPPONENT	RESULT	RECORD/PTS.	DUCKS GOALS (BY #)	ANA. GOALTENDER(S)	ATTENDANCE
1	10/10	@ WASHINGTON	0-1 L	0-1-0/0	NONE	ROUSSEL	19,740
2	10/11	@ PHILADELPHIA	1-4 L	0-2-0/0	9	HEBERT	19,519
3	10/13	@ MONTREAL	0-1 L	0-3-0/0	NONE	HEBERT	20,046
4	10/15	@ CHICAGO	5-3 W	1-3-0/2	8, 25, 9*, 17, 8	HEBERT	14,710
5	10/21	BOSTON	3-0 W	2-3-0/4	33, 9, 2	HEBERT	^17,174
6	10/25	PHOENIX	2-2 T (OT)	2-3-1/5	8, 20+	HEBERT	16,113
7	10/28	TAMPA BAY	5-3 W	3-3-1/7	9, 17, 32, 32, 8\$	HEBERT	13,963
8	10/30	@ DALLAS	3-3 T (OT)	3-3-2/8	9, 20, 8+	HEBERT	16,928
9	10/31	@ ST. LOUIS	2-2 T (OT)	3-3-3/9	8, 9	HEBERT	13,941
10	11/4	ST. LOUIS	1-3 L	3-4-3/9	17	HEBERT	14,710
11	11/6	SAN JOSE	2-2 T (OT)	3-4-4/10	17, 24	HEBERT	15,958
12	11/8	DETROIT	2-3 L	3-5-4/10	17, 16	HEBERT	^17,174
13	11/11	CAROLINA	5-4 W (OT)	4-5-4/12	16, 8, 33, 9, 20	HEBERT	14,668
14	11/13	@ VANCOUVER	2-5 L	4-6-4/12	16, 20	ROUSSEL	15,582
15	11/14	@ CALGARY	1-0 W	5-6-4/14	25	HEBERT	16,288
16	11/16	LOS ANGELES	3-1 W	6-6-4/16	39*, 22, 9\$	HEBERT	16,067
17	11/18	NY RANGERS	3-1 W	7-6-4/18	20, 16, 9\$	HEBERT	15,245
18	11/20	EDMONTON	2-3 L (OT)	7-7-4/18	14, 9	HEBERT	16,367
19	11/22	CHICAGO	4-1 W	8-7-4/20	32, 16, 20, 14	HEBERT	16,423
20	11/25	@ DETROIT	2-5 L	8-8-4/20	9, 9	HEBERT	19,983
21	11/27	@ NASHVILLE	1-3 L	8-9-4/20	9	ROUSSEL	17,298
22	11/29	@ CAROLINA	1-3 L	8-10-4/20	39	HEBERT	6,871
23	12/1	@ PITTSBURGH	4-4 T (OT)	8-10-5/21	39, 2, 20, 39	HEBERT	11,314
24	12/3	@ CHICAGO	1-4 L	8-11-5/21	14	HEBERT	16,149
25	12/6	@ SAN JOSE	2-1 W	9-11-5/23	11, 16	HEBERT	16,321
26	12/9	VANCOUVER	4-4 T (OT)	9-11-6/24	22, 20, 22, 16	HEBERT	14,100
27	12/11	WASHINGTON	1-0 W	10-11-6/26	16	HEBERT	14,631
28	12/13	LOS ANGELES	3-0 W	11-11-6/28	8, 8, 9	HEBERT	^17,174
29	12/16	NASHVILLE	6-1 W	12-11-6/30	4, 8, 39, 39, 20, 8	HEBERT	14,222
30	12/18	NY ISLANDERS	2-2 T (OT)	12-11-7/31	8, 2	HEBERT	14,419
31	12/21	COLORADO	2-4 L	12-12-7/31	8, 39	HEBERT	16,568
32	12/22	@ COLORADO	1-0 W	13-12-7/33	19	ROUSSEL	16,061
33	12/28	@ OTTAWA	2-2 T (OT)	13-12-8/34	2, 16*	ROUSSEL	18,500
34	12/30	@ TORONTO	1-4 L	13-13-8/34	8	HEBERT	15,726
35	1/1	@ BUFFALO	7-2 W	14-13-8/36	20, 24, 20, 8, 39, 8, 8	HEBERT	18,595
36	1/2	@ BOSTON	1-2 L	14-14-8/36	8	HEBERT	17,565
37	1/4	@ NASHVILLE	1-2 L	14-15-8/36	2	HEBERT	13,507
38	1/6	BUFFALO	2-3 L (OT)	14-16-8/36	20, 8	HEBERT	15,002
39	1/8	PHOENIX	4-1 W	15-16-8/38	2, 20, 9, 9	ROUSSEL	16,308
40	1/10	EDMONTON	6-4 W	16-16-8/40	2, 9, 39, 8, 8, 11*	ROUSSEL/HEBERT	^17,174
41	1/13	CALGARY	1-2 L	16-17-8/40	2	HEBERT	13,542
42	1/15	DALLAS	1-3 L	16-18-8/40	2	HEBERT	17,150
43	1/18	PITTSBURGH	5-3 W	17-18-8/42	2, 16, 17, 16, 9\$	HEBERT	15,016
44	1/20	NEW JERSEY	3-4 L	17-19-8/42	9, 20, 18	ROUSSEL	14,027
45	1/21	@ PHOENIX	3-3 T (OT)	17-19-9/43	18, 16, 9	ROUSSEL	16,210
46	1/27	COLORADO	3-4 L	17-20-9/43	20, 8, 20	HEBERT	15,011
47	1/28	@ COLORADO	2-6 L	17-21-9/43	16, 11	HEBERT	16,061
48	1/30	@ EDMONTON	0-1 L	17-22-9/43	NONE	HEBERT	17,100
49	2/3	CHICAGO	3-0 W	18-22-9/45	9, 11, 16\$	HEBERT	15,254
50	2/5	@ TAMPA BAY	5-3 W	19-22-9/47	11, 9, 20, 2, 9	HEBERT	10,872
51	2/6	@ ST. LOUIS	4-3 W	20-22-9/49	11, 16, 2, 27	HEBERT	20,290
52	2/10	PHILADELPHIA	5-4 W	21-22-9/51	8, 2, 8, 20, 2	HEBERT	16,357
53	2/12	DALLAS	2-3 L	21-23-9/51	8, 17	HEBERT	16,230
54	2/14	@ PHOENIX	5-1 W	22-23-9/53	8, 20, 18, 20, 33	HEBERT	16,210
55	2/15	@ LOS ANGELES	3-1 W	23-23-9/55	17, 17, 9\$	HEBERT	14,664
56	2/17	EDMONTON	2-6 L	23-24-9/55	8, 20	HEBERT/ROUSSEL	14,540
57	2/19	@ CALGARY	3-6 L	23-25-9/55	8, 17, 8	HEBERT	16,347
58	2/20	@ VANCOUVER	5-1 W	24-25-9/57	39, 8, 8, 9, 16	HEBERT	18,422
59	2/24	@ EDMONTON	2-1 W	25-25-9/59	8, 9	ROUSSEL	16,001
60	2/26	SAN JOSE	3-1 W	26-25-9/61	20, 8, 39	HEBERT	^17,174
61	2/27	@ SAN JOSE	4-1 W	27-25-9/63	8, 39, 9, 5	HEBERT	17,483
62	3/3	LOS ANGELES	2-1 W	28-25-9/65	11, 8	HEBERT	^17,174
63	3/5	NASHVILLE	3-2 W	29-25-9/67	19, 8, 19	ROUSSEL	15,839
64	3/7	DETROIT	3-1 W	30-25-9/69	16, 20*, 17	HEBERT	^17,174
65	3/10	VANCOUVER	4-4 T (OT)	30-25-10/70	18, 9, 8, 9	HEBERT	14,199
66	3/12	@ DALLAS	0-4 L	30-26-10/70	NONE	HEBERT/ROUSSEL	16,928
67	3/13	@ PHOENIX	0-1 L	30-27-10/70	NONE	HEBERT	16,210
68	3/17	OTTAWA	2-2 T (OT)	30-27-11/71	27, 11	HEBERT	16,026
69	3/18	@ LOS ANGELES	4-2 W	31-27-11/73	23, 8, 9, 8	HEBERT	12,037
70	3/21	FLORIDA	2-5 L	31-28-11/73	8, 18	HEBERT	16,434
71	3/26	DALLAS	5-1 W	32-28-11/75	16, 11, 8, 8, 9	HEBERT	16,533
72	3/28	CALGARY	5-1 W	33-28-11/77	9, 8, 19, 9, 33	HEBERT	15,975
73	3/31	@ NEW JERSEY	1-7 L	33-29-11/77	9	HEBERT/ROUSSEL	17,239
74	4/2	@ N.Y. RANGERS	4-1 W	34-29-11/79	8, 39, 8, 9	HEBERT	18,200
75	4/3	@ N.Y. ISLANDERS	2-2 T (OT)	34-29-12/80	2, 11+	ROUSSEL	12,297
76	4/5	@ DETROIT	2-3 L	34-30-12/80	17, 11	HEBERT	19,983
77	4/7	@ DALLAS	1-5 L	34-31-12/80	9	ROUSSEL/HEBERT	16,928
78	4/9	SAN JOSE	1-4 L	34-32-12/80	17	HEBERT	^17,174
79	4/11	PHOENIX	3-0 W	35-32-12/82	9, 19, 8\$	HEBERT	^17,174
80	4/14	ST. LOUIS	1-3 L	35-33-12/82	9	HEBERT	16,510
81	4/15	@ LOS ANGELES	3-4 L (OT)	35-34-12/82	17, 2, 8	ROUSSEL	14,669
82	4/17	@ SAN JOSE	3-3 T (OT)	35-34-13/83	33, 9, 17	ROUSSEL	17,483

**GOAL KEY:** UNDERLINE = POWER PLAY GOAL, \* = SHORTHANDED GOAL, BOLD = GAME-WINNING GOAL, + = GAME-TYING GOAL, \$ = EMPTY NET GOAL, ITALIC = PENALTY SHOT GOAL, ^ = SELLOUT AT THE ARROWHEAD POND OF ANAHEIM. WHEN TWO GOALTENDERS PLAY IN ONE GAME, ALL CAPS RECEIVED DECISION.

# 1997-98 ANAHEIM DUCKS



**Front Row (sitting) L-R:** Mikhail Shtalenkov, Assistant Coach Don Hay, Assistant General Manager David McNab, President Tony Tavares, Alternate Captain Teemu Selanne, Captain Paul Kariya, Alternate Captain David Karpis, Vice President/General Manager Jack Ferreira, Head Coach Pierre Pagé, Assistant Coach Walt Kyle, Guy Hebert. **Second Row L-R:** Head Athletic Trainer Greg Smith, Goaltending Consultant François Allaire, Scott Young, Tomas Sandstrom, Steve Rucchin, Brent Severyn, Doug Houda, Tom Askey, Equipment Manager Mark O'Neill, Assistant Equipment Manager John Allaway. **Third Row L-R:** Massage Therapist John Worth, Strength & Conditioning Coach Todd Norman, Ted Drury, Drew Bannister, Shawn Antoski, Jamie Pushor, Jason Marshall, Travis Green, Assistant Trainer Greg Thayer. **Top Row L-R:** Josef Marha, Mike Leclerc, Matt Cullen, Pavel Trnka, Ruslan Salei, Jeremy Stevenson, J.F. Jomphe, Jeff Nielsen. **Unavailable for photo:** Frank Banham.

## 1997-98 SEASON:

The Ducks finished the season 26-43-13 for 65 points...the club went 6-7-4 over the last 17 games...Anaheim enjoyed the most success vs. the Atlantic Division, going 7-3-4 (.643 winning percentage) - marking the second best winning percentage vs. any division in franchise history (record is 66.7%, set in 1995-96 when the Ducks went 8-4-0 vs. the Northeast)...Anaheim had three players that ranked among NHL league leaders (including rookie leaders) in several categories (Selanne, Rucchin & Cullen)... the Mighty Ducks and Vancouver Canucks opened up their '97-98 NHL regular seasons with a two-game set in Tokyo on Oct. 3-4. The games marked

the first NHL regular season contests outside of North America...**Teemu Selanne's** sensational season included an 11-game goal scoring streak, three hat tricks, 10 game-winning goals, a club-record 13 goals in a month (November), a hat trick in the All-Star game, a Bronze Medal at the Winter Olympics, and a league-leading 52 goals (tied with Peter Bondra)...Selanne also became just the fourth player in NHL history to record at least 25% of his teams goals in one season...**Paul Kariya** suffered a season-ending concussion on Feb. 1 vs. Chicago and appeared in only 22 games on the season.


# 1997-98 GAME-BY-GAME



GAME	DATE	OPPONENT	RESULT	RECORD/PTS.	DUCKS GOALS (BY #)	ANA. GOALTENDER(S)	ATTENDANCE
1	10/3	@ VANCOUVER (JAPAN)	2-3 L	0-1-0/0	48, 11	HEBERT	10,500
2	10/4	VANCOUVER (JAPAN)	3-2 W	1-1-0/2	8, 17, 36	SHTALENKOV	10,500
3	10/10	OTTAWA	1-1 T (OT)	1-1-1/3	21+	HEBERT	17,174
4	10/13	BOSTON	0-3 L	1-2-1/3	NONE	HEBERT	16,486
5	10/15	PHILADELPHIA	2-2 T (OT)	1-2-2/4	16, 17+	SHTALENKOV	17,121
6	10/17	EDMONTON	2-1 W	2-2-2/6	29, 15	HEBERT	16,565
7	10/19	N.Y. ISLANDERS	2-5 L	2-3-2/6	15, 21	HEBERT, SHTALENKOV	17,112
8	10/21	@ PHOENIX	4-3 W	3-3-2/8	12, 8, 13, 10	SHTALENKOV	13,779
9	10/22	DETROIT	1-4 L	3-4-2/8	8	HEBERT	17,053
10	10/25	@ N.Y. ISLANDERS	4-2 W	4-4-2/10	17, 15, 8, 48*5	SHTALENKOV	14,523
11	10/26	@ N.Y. RANGERS	3-3 T (OT)	4-4-3/11	8, 8, 8+	HEBERT	18,200
12	10/28	@ TORONTO	2-2 T (OT)	4-4-4/12	21, 8+	SHTALENKOV	15,707
13	10/30	@ BOSTON	3-0 W	5-4-4/14	8, 10, 8	HEBERT	13,153
14	11/2	@ DETROIT	3-4 L	5-5-4/14	8, 20, 15	SHTALENKOV	19,983
15	11/5	TAMPA BAY	5-2 W	6-5-4/16	13, 13, 8, 17, 8	HEBERT	17,067
16	11/7	@ CALGARY	4-3 W (OT)	7-5-4/18	8, 24, 48, 48	HEBERT	16,487
17	11/8	@ VANCOUVER	3-2 W	8-5-4/20	48, 24, 8	SHTALENKOV	18,422
18	11/10	SAN JOSE	4-6 L	8-6-4/20	8, 8, 8, 23	HEBERT	17,174
19	11/12	MONTREAL	3-4 L (OT)	8-7-4/20	12, 14*, 24	HEBERT	17,174
20	11/14	VANCOUVER	3-3 T (OT)	8-7-5/21	8, 8, 13*	SHTALENKOV	17,174
21	11/16	DALLAS	0-4 L	8-8-5/21	NONE	SHTALENKOV	17,174
22	11/18	@ SAN JOSE	2-4 L	8-9-5/21	20, 12	HEBERT	16,645
23	11/19	CHICAGO	0-4 L	8-10-5/21	NONE	HEBERT	16,641
24	11/22	@ ST. LOUIS	2-0 W	9-10-5/23	40, 19	HEBERT	20,184
25	11/24	@ DALLAS	0-5 L	9-11-5/23	NONE	HEBERT, SHTALENKOV	15,851
26	11/26	NEW JERSEY	2-0 W	10-11-5/25	18, 20S	HEBERT	17,174
27	11/28	@ EDMONTON	3-1 W	11-11-5/27	8, 14*, 40	HEBERT	17,099
28	11/29	@ CALGARY	2-3 L (OT)	11-12-5/27	8, 8	SHTALENKOV	18,334
29	12/2	@ TORONTO	3-3 T (OT)	11-12-6/28	17, 14, 24+	HEBERT	15,620
30	12/3	@ BUFFALO	0-4 L	11-13-6/28	NONE	HEBERT	11,654
31	12/6	@ PITTSBURGH	2-5 L	11-14-6/28	8, 17*	HEBERT	15,216
32	12/10	PITTSBURGH	0-3 L	11-15-6/28	NONE	SHTALENKOV	17,036
33	12/12	WASHINGTON	6-4 W	12-15-6/30	8, 20, 36, 9, 8, 9S	HEBERT	17,174
34	12/17	TORONTO	2-6 L	12-16-6/30	40, 9	HEBERT	16,807
35	12/19	PHOENIX	2-6 L	12-17-6/30	9, 14	SHTALENKOV, HEBERT	16,560
36	12/21	SAN JOSE	2-4 L	12-18-6/30	8, 8	HEBERT	17,174
37	12/22	CALGARY	5-1 W	13-18-6/32	8, 12, 8, 19, 15	SHTALENKOV	16,975
38	12/27	@ ST. LOUIS	5-5 T (OT)	13-18-7/33	8, 16, 16, 9, 48	SHTALENKOV, HEBERT	20,381
39	12/28	@ CHICAGO	0-2 L	13-19-7/33	NONE	HEBERT	21,266
40	12/30	@ CAROLINA	1-2 L	13-20-7/33	8	HEBERT	8,309
41	1/1	@ WASHINGTON	2-3 L	13-21-7/33	7, 18	HEBERT	19,011
42	1/3	@ TAMPA BAY	4-1 W	14-21-7/35	18, 9, 14, 20	HEBERT	14,221
43	1/4	@ FLORIDA	3-3 T (OT)	14-21-8/36	9, 20*, 8+	HEBERT	14,703
44	1/7	BUFFALO	2-3 L	14-22-8/36	9, 13	HEBERT/SHTALENKOV	17,049
45	1/9	EDMONTON	1-5 L	14-23-8/36	14	HEBERT	17,174
46	1/11	DALLAS	2-1 W (OT)	15-23-8/38	19, 14	HEBERT	17,154
47	1/12	@ LOS ANGELES	2-3 L (OT)	15-24-8/38	18, 9	HEBERT	16,005
48	1/14	COLORADO	0-2 L	15-25-8/38	NONE	HEBERT	17,174
49	1/21	FLORIDA	8-3 W	16-25-8/40	9, 14, 9, 8, 9, 45, 16, 8	HEBERT	17,001
50	1/22	@ COLORADO	4-3 W	17-25-8/42	20, 16, 15, 9	SHTALENKOV	16,061
51	1/24	LOS ANGELES	3-3 T (OT)	17-25-9/43	8, 20, 9+	HEBERT	17,174
52	1/27	@ SAN JOSE	2-4 L	17-26-9/43	8, 9	SHTALENKOV	16,878
53	1/28	CALGARY	2-5 L	17-27-9/43	10, 48	HEBERT	16,758
54	2/1	CHICAGO	4-3 W (OT)	18-27-9/45	9, 9, 8, 8	HEBERT	17,174
55	2/4	NY RANGERS	3-2 W	19-27-9/47	20, 8, 8	HEBERT	17,174
56	2/7	LOS ANGELES	2-5 L	19-28-9/47	39, 45	HEBERT	17,174
57	2/25	@ VANCOUVER	2-5 L	19-29-9/47	33, 52	HEBERT	18,422
58	2/27	@ EDMONTON	4-0 W	20-29-9/49	20, 20, 23, 6*5	SHTALENKOV	17,099
59	3/1	ST. LOUIS	2-6 L	20-30-9/49	45, 48	SHTALENKOV/HEBERT	17,174
60	3/4	DETROIT	0-2 L	20-31-9/49	NONE	SHTALENKOV	17,174
61	3/6	SAN JOSE	0-3 L	20-32-9/49	NONE	HEBERT	17,174
62	3/8	CAROLINA	1-3 L	20-33-9/49	24	HEBERT/SHTALENKOV	17,174
63	3/9	@ LOS ANGELES	3-4 L (OT)	20-34-9/49	48*, 20, 8	SHTALENKOV	12,671
64	3/11	TORONTO	1-3 L	20-35-9/49	8	SHTALENKOV	17,174
65	3/13	@ DALLAS	3-6 L	20-36-9/49	29, 45, 10	SHTALENKOV/ASKEY	16,928
66	3/15	COLORADO	5-3 W	21-36-9/51	29, 17, 45, 10, 8S	SHTALENKOV	17,174
67	3/18	@ NEW JERSEY	0-3 L	21-37-9/51	NONE	SHTALENKOV	19,040
68	3/19	@ PHILADELPHIA	3-3 T (OT)	21-37-10/52	48, 8, 29+	SHTALENKOV	19,670
69	3/21	@ MONTREAL	5-4 W	22-37-10/54	29, 8, 48, 17, 8	SHTALENKOV	21,273
70	3/22	@ OTTAWA	5-2 W	23-37-10/56	29, 8, 20, 8, 8S	SHTALENKOV	17,177
71	3/25	@ CHICAGO	3-2 W	24-37-10/58	10, 48, 8	SHTALENKOV	18,438
72	3/26	@ DETROIT	3-3 T (OT)	24-37-11/59	39, 46, 7+	SHTALENKOV	19,983
73	3/28	@ COLORADO	3-5 L	24-38-11/59	10, 29, 23	SHTALENKOV/ASKEY	16,061
74	4/1	PHOENIX	1-5 L	24-39-11/59	20	SHTALENKOV/ASKEY	17,174
75	4/3	@ PHOENIX	3-6 L	24-40-11/59	20, 10, 20	SHTALENKOV	16,210
76	4/5	CALGARY	3-3 T (OT)	24-40-12/60	8, 39, 39+	ASKEY	17,174
77	4/8	EDMONTON	4-2 W	25-40-12/62	17, 10, 20, 8S	SHTALENKOV	17,174
78	4/9	@ SAN JOSE	2-5 L	25-41-12/62	10, 13	SHTALENKOV/ASKEY	17,483
79	4/13	COLORADO	2-2 T (OT)	25-41-13/63	22, 29+	ASKEY	17,174
80	4/15	@ EDMONTON	3-5 L	25-42-13/63	45, 10, 29	SHTALENKOV	17,099
81	4/18	@ LOS ANGELES	4-1 W	26-42-13/65	7, 38, 29, 10	SHTALENKOV	16,005
82	4/19	ST. LOUIS	3-5 L	26-43-13/65	38, 39, 19	ASKEY	17,174

**GOAL KEY:** UNDERLINE = POWER PLAY GOAL, \* = SHORTHANDED GOAL, BOLD = GAME-WINNING GOAL, += GAME-TYING GOAL, \$ = EMPTY NET GOAL, ITALIC = PENALTY SHOT GOAL, ^ = SELLOUT AT THE ARROWHEAD POND OF ANAHEIM. WHEN TWO GOALTENDERS PLAY IN ONE GAME, ALL CAPS RECEIVED DECISION X

# 1996-97 ANAHEIM DUCKS



**Front Row (sitting) L-R:** Mikhail Shtalenkov, Head Coach Ron Wilson, Assistant General Manager David McNab, President Tony Tavares, Alternate Captain Bobby Dollas, Captain Paul Kariya, Alternate Captain Teemu Selanne, Vice President/General Manager Jack Ferreira, Vice President of Business Affairs Kevin Gilmore, Milos Holan, Guy Hebert. **Second Row L-R:** Head Athletic Trainer/Physical Therapist Paddy Jarit, Equipment Manager Mark O'Neill, Assistant Coach Walt Kyle, J.J. Daigneault, Ken Baumgartner, Jari Kurri, Brian Bellows, Joe Sacco, Assistant Coach Tim Army, Goaltending Consultant Francois Allaire, Assistant Equipment Manager John Allaway. **Third Row L-R:** Massage Therapist Dan Garcia, Warren Rychel, Dmitri Mironov, Steve Rucchin, Mark Janssens, Ted Drury, David Karpa, Kevin Todd, Strength & Conditioning Coach Dana White. **Top Row L-R:** Richard Park, Darren Van Impe, Sean Pronger, Shawn Antoski, Jason Marshall, Dan Trebil, J.F. Jomphe, Peter LeBoutillier.

## POSTSEASON NOTES IN PLAYOFF SECTION

### 1996-97 SEASON:

**Final Record: 36-33-13, 85 points** (second, Pacific)...the clubs' first-ever winning season, earning the number four seed in the Western Conference playoffs and ninth-best record in the NHL...set a new club-record for points, overall wins, and home wins (23) in a season...had best record in West from Feb. 22-end of the season and the third-best record from Nov. 1-end of the season...home record was 23-12-6; road record was 13-21-7...Anaheim lost just three of its last 23 games, going 13-3-7 in that span, including a club-record 12-game unbeaten streak (7-0-5) from Feb. 22-Mar. 19...the Ducks finished 14-4-7 in their final 25 games, 16-6-7 in their last 29, and 22-12-8 in their last 42...had a franchise-record 14-game unbeaten streak (10-0-4) from Feb. 12-Apr. 9... Kariya/Selanne averaged a combined 1.41 points-per game, second in the league among tandems...Kariya and

Selanne rank 1st and 2nd, respectively, in goals scored from Jan. 10-end of the season with 32 and 28. The 60 goals are 46.5% of Anaheim's 129 in those 41 games...**Paul Kariya, Teemu Selanne** and **Guy Hebert** were named to the All-Star Game...Kariya wins Lady Byng Trophy for the second consecutive year... Kariya and Selanne each are named First Team NHL All-Stars...NHL leaders included Guy Hebert - 3rd in saves (1961), 4th in shots (2133), 5th in SV%, 5th in games (67), 6th in minutes (3863), 9th in wins (29); Paul Kariya - 1st in GWG's (10), 1st in shots (340), 3rd in PPG's (15), 3rd in points (99), 6th in PP pts. (34), 9th in goals (44), 12th in assists (55); Teemu Selanne - 2nd in points (109), 2nd in goals (51), 5th in GWG's (8), 5th in shooting pct. (18.7%), 8th in PP pts. (32), 9th in assists (58)...finished 56-333 on the power play (16.8%); 62-336 on the penalty kill (81.5%).

# 1996-97 GAME-BY-GAME



GAME	DATE	OPPONENT	RESULT	RECORD/PTS.	DUCKS GOALS (BY #)	ANA. GOALTENDER(S)	ATTENDANCE
1	10/5	@ TORONTO	1-4 L	0-1-0/0	17	HEBERT	15,746
2	10/7	@ MONTREAL	6-6 T (OT)	0-1-1/1	4, 17, 21, 8, 11, 2+	HEBERT	20,306
3	10/9	@ CHICAGO	2-0 W	1-1-1/3	8*, 32S	SHTALENKOV	17,795
4	10/10	@ COLORADO	6-6 T (OT)	1-1-2/4	13, 17, 21, 8, 16, 8+	HEBERT	16,061
5	10/12	@ PHOENIX	2-4 L	1-2-2/4	14, 10	SHTALENKOV	14,492
6	10/16	PHILADELPHIA	3-4 L	1-3-2/4	12, 16, 8	HEBERT	^17,174
7	10/18	SAN JOSE	1-4 L	1-4-2/4	13	HEBERT	^17,174
8	10/20	BOSTON	1-5 L	1-5-2/4	10	SHTALENKOV/HEBERT	^17,174
9	10/22	@ PHILADELPHIA	0-3 L	1-6-2/4	NONE	HEBERT/SHTALENKOV	18,812
10	10/24	@ HARTFORD	1-4 L	1-7-2/4	8	HEBERT	12,328
11	10/27	CALGARY	1-4 L	1-8-2/4	12	HEBERT/SHTALENKOV	16,592
12	10/30	VANCOUVER	3-6 L	1-9-2/4	4, 16*, 10	SHTALENKOV	16,232
13	11/1	SAN JOSE	4-3 W	2-9-2/6	16, 8, 8, 8	HEBERT	17,112
14	11/3	COLORADO	1-1 T (OT)	2-9-3/7	10	HEBERT	17,025
15	11/6	MONTREAL	5-6 L	2-10-3/7	12, 18, 16, 9, 9	HEBERT	15,935
16	11/8	LOS ANGELES	7-4 W	3-10-3/9	14, 20, 8, 16, 9, 18, 18S	SHTALENKOV	^17,174
17	11/11	DALLAS	2-3 L	3-11-3/9	9, 32	SHTALENKOV	16,072
18	11/13	TORONTO	3-2 W	4-11-3/11	12, 18, 17	SHTALENKOV	16,342
19	11/15	@ DALLAS	3-4 L	4-12-3/11	46, 14, 8	HEBERT	16,217
20	11/17	@ ST. LOUIS	2-4 L	4-13-3/11	20, 10	SHTALENKOV	14,853
21	11/20	NY ISLANDERS	2-2 T (OT)	4-13-4/12	12, 8	HEBERT	16,597
22	11/23	@ SAN JOSE	3-0 W	5-13-4/14	9, 9, 16	HEBERT	17,442
23	11/24	DETROIT	3-1 W	6-13-4/16	8, 18, 29	HEBERT	^17,174
24	11/27	ST. LOUIS	2-3 L	6-14-4/16	20, 17	HEBERT	16,419
25	11/29	CHICAGO	2-0 W	7-14-4/18	9, 20	HEBERT	^17,174
26	12/1	EDMONTON	4-2 W	8-14-4/20	9, 14, 12, 9S	HEBERT	16,735
27	12/4	TAMPA BAY	3-1 W	9-14-4/22	20, 8, 8S	HEBERT	15,838
28	12/6	@ BUFFALO	1-1 T (OT)	9-14-5/23	46	HEBERT	16,416
29	12/7	@ PITTSBURGH	3-5 L	9-15-5/23	8, 15, 15	SHTALENKOV	16,326
30	12/9	@ BOSTON	5-2 W	10-15-5/25	14, 20, 13, 8, 23	HEBERT/SHTALENKOV	15,101
31	12/11	PITTSBURGH	3-7 L	10-16-5/25	9, 17, 23	SHTALENKOV/O'NEILL	^17,174
32	12/13	WASHINGTON	5-4 W	11-16-5/27	15, 15, 46, 46, 2	SHTALENKOV	^17,174
33	12/20	CALGARY	7-0 W	12-16-5/29	9*, 14*, 14*, 20*, 15, 9, 8	HEBERT	17,084
34	12/23	PHOENIX	1-2 L	12-17-5/29	16	HEBERT	^17,174
35	12/27	@ N.Y. RANGERS	2-3 L	12-18-5/29	13, 8	HEBERT	18,200
36	12/28	@ NEW JERSEY	3-5 L	12-19-5/29	13, 46*, 18	HEBERT	19,040
37	12/30	@ OTTAWA	4-3 W (OT)	13-19-5/31	17, 8, 14, 20	HEBERT	17,605
38	1/1	@ FLORIDA	3-0 W	14-19-5/33	23, 46, 15	HEBERT	14,703
39	1/3	@ TAMPA BAY	2-3 L	14-20-5/33	8, 46	HEBERT	17,769
40	1/6	VANCOUVER	1-5 L	14-21-5/33	8	HEBERT	17,012
41	1/8	FLORIDA	3-2 W	15-21-5/35	8, 20, 16	HEBERT	^17,174
42	1/10	BUFFALO	5-2 W	16-21-5/37	23, 9*, 9, 8, 9	HEBERT	^17,174
43	1/12	@ VANCOUVER	3-2 W	17-21-5/39	23, 8, 9	HEBERT	18,105
44	1/15	@ CALGARY	1-2 L	17-22-5/39	20	HEBERT	16,207
45	1/22	NEW JERSEY	3-1 W	18-22-5/41	8, 17, 9	HEBERT	^17,174
46	1/23	@ PHOENIX	3-6 L	18-23-5/41	9, 9, 9	HEBERT/SHTALENKOV	15,177
47	1/25	@ LOS ANGELES	2-2 T (OT)	18-23-6/42	20, 54	HEBERT	16,005
48	1/27	@ ST. LOUIS	4-1 W	19-23-6/44	8, 15, 8, 54	HEBERT	16,267
49	1/29	@ DALLAS	1-3 L	19-24-6/44	52	HEBERT	15,118
50	1/31	HARTFORD	6-3 W	20-24-6/46	9, 23, 8, 54, 54, 20	HEBERT	^17,174
51	2/2	COLORADO	2-5 L	20-25-6/46	29, 9	HEBERT	^17,174
52	2/4	@ N.Y. ISLANDERS	3-4 L	20-26-6/46	28, 9, 14	SHTALENKOV	13,134
53	2/5	@ TORONTO	2-4 L	20-27-6/46	9, 8	HEBERT	15,726
54	2/8	@ EDMONTON	2-1 W (OT)	21-27-6/48	2, 8	HEBERT	16,743
55	2/9	@ CALGARY	1-6 L	21-28-6/48	8	HEBERT/SHTALENKOV	16,219
56	2/12	TORONTO	5-2 W	22-28-6/50	15, 10, 9, 17, 23	HEBERT	^17,174
57	2/15	@ VANCOUVER	2-4 L	22-29-6/50	8, 9	HEBERT	18,422
58	2/17	EDMONTON	5-1 W	23-29-6/52	34, 14, 9*, 8, 20	HEBERT	^17,174
59	2/20	@ LOS ANGELES	1-3 L	23-30-6/52	18	HEBERT	12,184
60	2/22	PHOENIX	4-2 W	24-30-6/54	8, 20, 14, 9	HEBERT	^17,174
61	2/23	VANCOUVER	5-2 W	25-30-6/56	17, 9, 8, 12, 9S	HEBERT	^17,174
62	2/26	EDMONTON	3-3 T (OT)	25-30-7/57	29, 2, 54+	HEBERT	^17,174
63	2/28	@ WASHINGTON	4-1 W	26-30-7/59	9, 8, 16, 15S	HEBERT	18,130
64	3/2	@ DETROIT	1-1 T (OT)	26-30-8/60	13+	HEBERT	19,983
65	3/5	OTTAWA	4-1 W	27-30-8/62	8, 8, 23, 9S	HEBERT	^17,174
66	3/7	N.Y. RANGERS	5-2 W	28-30-8/64	8, 13, 13, 9, 8S	HEBERT	^17,174
67	3/9	@ COLORADO	2-2 T (OT)	28-30-9/65	9, 8+	HEBERT	16,061
68	3/12	DETROIT	2-1 W	29-30-9/67	8, 17	HEBERT	^17,174
69	3/14	ST. LOUIS	4-4 T (OT)	29-30-10/68	15, 23, 23, 20	HEBERT	^17,174
70	3/16	CALGARY	2-2 T (OT)	29-30-11/69	14, 54	HEBERT	^17,174
71	3/19	LOS ANGELES	6-2 W	30-30-11/71	13, 15, 8, 32, 29, 8	HEBERT	^17,174
72	3/21	@ COLORADO	3-4 L	30-31-11/71	9, 9, 8	HEBERT	16,061
73	3/23	@ EDMONTON	4-1 W	31-31-11/73	8, 9, 54, 33	HEBERT/SHTALENKOV	17,099
74	3/25	@ CALGARY	2-3 L	31-32-11/73	9, 17	HEBERT	17,118
75	3/26	@ VANCOUVER	3-5 L	31-33-11/73	23, 20, 23	HEBERT/SHTALENKOV	16,050
76	3/28	@ CHICAGO	4-3 W	32-33-11/75	9, 36, 23, 27	SHTALENKOV	21,941
78	3/30	@ DETROIT	1-0 W (OT)	33-33-11/77	20	SHTALENKOV	19,983
77	4/1	CHICAGO	3-3 T (OT)	33-33-12/78	36, 9, 20	SHTALENKOV	^17,174
79	4/2	@ SAN JOSE	5-2 T (OT)	33-33-13/79	9, 17, 23, 34, 8	HEBERT	17,442
80	4/4	DALLAS	3-5 W	34-33-13/81	20, 8, 9	SHTALENKOV	^17,174
81	4/9	LOS ANGELES	4-1 W	35-33-13/83	15, 33, 23, 8S	HEBERT	^17,174
82	4/11	@ SAN JOSE	4-3 W	36-33-13/85	8, 34, 9, 9	HEBERT	17,442

GOAL KEY: UNDERLINE = POWER PLAY GOAL, \* = SHORTHANDED GOAL, BOLD = GAME-WINNING GOAL, + = GAME-TYING GOAL, \$ = EMPTY NET GOAL, ^ = SELLOUT AT THE ARROWHEAD POND OF ANAHEIM. WHEN TWO GOALTENDERS PLAY IN ONE GAME, ALL CAPS RECEIVED DECISION.



# 1995-96 ANAHEIM DUCKS



**Front Row (sitting) L-R:** Mikhail Shtalenkov, Head Coach Ron Wilson, Assistant General Manager David McNab, President Tony Tavares, Governor Michael Eisner, Vice President/General Manager Jack Ferreira, Vice President of Hockey Operations Kevin Gilmore, Captain Randy Ladouceur, Guy Hebert. **Second Row L-R:** Equipment Manager Mark O'Neill, Assistant Equipment Manager John Alloway, Alternate Captain Paul Kariya, Alternate Captain Bobby Dollas, Alternate Captain Todd Ewen, Assistant Coach Al Sims, Assistant Coach Tim Army, Head Athletic Trainer/Physical Therapist Paddy Jarit. **Third Row L-R:** Anatoli Semenov, David Karpa, Peter Douris, Teemu Selanne, Shaun Van Allen, Fredrik Olausson, Ken Baumgartner, Garry Valk, Joe Sacco. **Top Row L-R:** Valeri Karpov, J.F. Jomphe, Jason York, Roman Oksiuta, Steve Rucchin, Jason Marshall, Alex Hicks, Darren Van Impe. Not Pictured: Milos Holan.

## 1995-96 SEASON:

**Final Record: 35-39-8, 78 points** (fourth, Pacific)...nearly qualified for a Western Conference playoff spot (the Ducks actually finished tied-for-8th in the conference with Winnipeg, but lost the tie breaker because the Jets had more wins)...Anaheim's 35 wins and 78 points marked new club records for one season...the Mighty Ducks finished out the season strong, going 6-1-1 in their last eight games and 12-3-2 in their last 17 games...the Ducks did a lot of their late-season damage at home, going 11-1-2 in their last 14 home games...Anaheim also had a 15-6-3 record in the last 24 contests and a 17-8-3 record in the last 28...the Ducks went 33-31-8 over the last 72 games after starting the season 2-8-0...the Mighty Ducks' home record was 22-15-4 (22 home wins was a franchise record for one season)...Anaheim ended the season with a club-record nine-game home unbeaten streak (8-0-1)...the Ducks went 11-1-2 in their last 14 at the Arrowhead Pond and 13-5-3 in their last 21...road record was 13-23-4...Anaheim had one of the best records in the NHL since March 1 (12-4-3); the second-best in the Western Conference...the Mighty Ducks earned 34.6% of their points on the season in the team's 19 games after March 1...**Paul Kariya** became the first Mighty Duck to make First Team NHL All Star, earning a spot on the 1995-96 squad at left wing. He also won the Lady Byng Trophy for the first time in his career... Here are a few facts of how Anaheim's acquisition of **Teemu Selanne** affected the Mighty Ducks... after Feb. 7, the day the trade went down: Anaheim

earned a record of 17-9-3 (11-1-2 at home, 6-8-1 on the road)...the team earned club-records in overall winning streak (six games, Mar. 8-22), home winning streak (five games, Mar. 8-Apr. 3), home unbeaten streak (Mar. 8-Apr. 14, 8-0-1) and overall unbeaten streak (seven games, 6-0-1, Mar. 10-24)...the Ducks' power play went 29-145 for a .200 success rate (team had only gone 31-281 for .110 before trade)...Anaheim had three hat tricks (two by Selanne, one by **Garry Valk**). The Ducks had only one in their history before the arrival of Selanne (Terry Yake - Oct. 19, 1993 @ NYR)...Selanne's offensive numbers with Anaheim were 16-20=36 points in 28 appearances (1.29 points-per-game)... Paul Kariya's offensive numbers were 21-23=44 points in 29 appearances (1.52 points-per-game) after Selanne joined Anaheim...The Mighty Ducks were one of only three NHL clubs (also Colorado and Pittsburgh) to finish with two players in the top eight scoring leaders in 1995-96 (Paul Kariya, 50-58=108 pts. and Teemu Selanne, 40-68=108 pts.)...Anaheim was one of only eight teams in the NHL with a .900-plus team save percentage (.906) and a team goals-against-average (GAA) below 3.00 (2.97)...Anaheim finished tied-for-fifth in the league in save percentage and 10th in the league in GAA...Anaheim goaltending combined for a .952 save percentage and 2.08 GAA in 19 games from March 1 to the end of the season...Individually, **Guy Hebert** finished fourth in the league in save percentage with .914 on the season and tied-for-fifth in the league in shutouts with four (three of which came in his last 14 games).



# 1995-96 ANAHEIM DUCKS



GAME	DATE	OPPONENT	RESULT	RECORD/PTS.	DUCKS GOALS (BY #)	ANA. GOALTENDER(S)	ATTENDANCE
1	10/9	@ WINNIPEG	3-4 L	0-1-0/0	9, 26, 20	HEBERT	7,856
2	10/11	@ HARTFORD	2-3 L	0-2-0/0	9, 9	HEBERT	8,635
3	10/13	@ BUFFALO	4-1 W	1-2-0/2	9, 16, 20, 20S	SHTALENKOV	16,087
4	10/14	@ PITTSBURGH	2-5 L	1-3-0/2	20, 11	HEBERT	15,809
5	10/18	VANCOUVER	1-5 L	1-4-0/2	9	SHTALENKOV	<sup>^</sup> 17,174
6	10/20	PHILADELPHIA	2-4 L	1-5-0/2	3, 18	HEBERT	<sup>^</sup> 17,174
7	10/22	WINNIPEG	6-2 W	2-5-0/4	16, 9, 8, 18, 25*, 18	HEBERT	17,003
8	10/23	@ COLORADO	1-3 L	2-6-0/4	26	HEBERT/SHTALENKOV	16,061
9	10/26	@ DALLAS	2-5 L	2-7-0/4	2, 9	SHTALENKOV	13,671
10	10/27	@ ST. LOUIS	2-4 L	2-8-0/4	25, 21	HEBERT	17,384
11	10/29	CALGARY	7-2 W	3-8-0/6	22, 9, 16, 9, 16, 21, 22	HEBERT	17,060
12	11/1	ST. LOUIS	3-0 W	4-8-0/8	36, 25, 9S	HEBERT	16,642
13	11/3	N.Y. RANGERS	7-4 W	5-8-0/10	19, 20, 14, 21, 20, 26, 22	HEBERT	<sup>^</sup> 17,174
14	11/5	NEW JERSEY	6-1 W	6-8-0/12	9, 22, 18*, 10, 26, 8	HEBERT	<sup>^</sup> 17,174
15	11/7	@ TORONTO	3-6 L	6-9-0/12	26, 19, 14	HEBERT	15,673
16	11/8	@ MONTREAL	3-2 W (OT)	7-9-0/14	26, 10, 9	HEBERT	16,524
17	11/11	@ OTTAWA	3-2 W	8-9-0/16	26, 10, 17	HEBERT	8,988
18	11/13	LOS ANGELES	2-4 L	8-10-0/16	21, 9	HEBERT	<sup>^</sup> 17,174
19	11/15	COLORADO	7-3 W	9-10-0/18	9, 9, 32, 19, 25, 30, 32	SHTALENKOV	<sup>^</sup> 17,174
20	11/17	NY ISLANDERS	2-1 W (OT)	10-10-0/20	21, 16	HEBERT	<sup>^</sup> 17,174
21	11/19	FLORIDA	3-4 L	10-11-0/20	20, 14, 16	HEBERT	<sup>^</sup> 17,174
22	11/21	@ CALGARY	3-2 W	11-11-0/22	10, 26, 20	HEBERT	17,584
23	11/22	@ EDMONTON	0-2 L	11-12-0/22	NONE	SHTALENKOV	9,052
24	11/24	CHICAGO	4-5 L (OT)	11-13-0/22	19, 26, 20, 20	HEBERT	<sup>^</sup> 17,174
25	11/29	WASHINGTON	2-2 T (OT)	11-13-1/23	8, 9*	SHTALENKOV	<sup>^</sup> 17,174
26	12/1	@ DETROIT	2-5 L	11-14-1/23	15, 8	SHTALENKOV	19,881
27	12/2	@ TORONTO	4-4 T (OT)	11-14-2/24	7, 9, 8, 9	SHTALENKOV	15,746
28	12/4	@ N.Y. RANGERS	1-5 L	11-15-2/24	26	SHTALENKOV	18,200
29	12/6	@ TAMPA BAY	1-2 L	11-16-2/24	7	HEBERT	17,260
30	12/7	@ FLORIDA	3-3 T (OT)	11-16-3/25	9*, 25, 25+	HEBERT	12,142
31	12/10	EDMONTON	1-3 L	11-17-3/25	26	SHTALENKOV	<sup>^</sup> 17,174
32	12/13	PITTSBURGH	6-3 W	12-17-3/27	25, 9, 12, 9, 14, 18S	SHTALENKOV	<sup>^</sup> 17,174
33	12/15	OTTAWA	4-2 W	13-17-3/29	9, 10, 2, 25*	SHTALENKOV	<sup>^</sup> 17,174
34	12/17	TORONTO	2-3 L (OT)	13-18-3/29	10, 32	SHTALENKOV	<sup>^</sup> 17,174
35	12/19	SAN JOSE	4-7 L	13-19-3/29	21, 16, 5, 2	HEBERT/SHTALENKOV	<sup>^</sup> 17,174
36	12/20	DETROIT	1-6 L	13-20-3/29	16	HEBERT	<sup>^</sup> 17,174
37	12/22	VANCOUVER	2-6 L	13-21-3/29	36, 9	SHTALENKOV	<sup>^</sup> 17,174
38	12/27	@ LOS ANGELES	1-7 L	13-22-3/29	3	SHTALENKOV/HEBERT	16,005
39	12/29	SAN JOSE	4-2 W	14-22-3/31	32, 19, 18, 18S	HEBERT	<sup>^</sup> 17,174
40	12/31	LOS ANGELES	2-2 T (OT)	14-22-4/32	17, 14	HEBERT	<sup>^</sup> 17,174
41	1/5	@ CALGARY	3-1 W	15-22-4/34	32, 24, 32	HEBERT	16,821
42	1/7	@ EDMONTON	1-3 L	15-23-4/34	25	HEBERT	9,456
43	1/9	@ PHILADELPHIA	2-2 T (OT)	15-23-5/35	24, 9	HEBERT	17,380
44	1/11	@ BOSTON	2-7 L	15-24-5/35	36, 10	HEBERT/SHTALENKOV	17,332
45	1/12	@ CHICAGO	0-3 L	15-25-5/35	NONE	HEBERT	21,555
46	1/14	@ WINNIPEG	6-4 W	16-25-5/37	12, 18, 9, 22, 14, 22S	HEBERT	10,661
47	1/17	CALGARY	1-4 L	16-26-5/37	12	HEBERT/SHTALENKOV	<sup>^</sup> 17,174
48	1/24	@ VANCOUVER	2-1 W (OT)	17-26-5/39	2, 32	HEBERT	16,825
49	1/27	@ LOS ANGELES	4-5 L	17-27-5/39	11, 9, 20, 22	HEBERT	15,629
50	1/31	COLORADO	2-1 W	18-27-5/41	17*, 9	HEBERT	<sup>^</sup> 17,174
51	2/2	HARTFORD	3-4 L	18-28-5/41	14, 20, 11	HEBERT	<sup>^</sup> 17,174
52	2/4	CHICAGO	1-4 L	18-29-5/41	9	HEBERT	<sup>^</sup> 17,174
53	2/7	TORONTO	1-2 L	18-30-5/41	9	SHTALENKOV	<sup>^</sup> 17,174
54	2/10	@ N.Y. ISLANDERS	3-4 L	18-31-5/41	8, 21, 3	SHTALENKOV	14,329
55	2/11	@ NEW JERSEY	4-2 W	19-31-5/43	36, 12, 9, 8S	HEBERT	17,690
56	2/14	@ EDMONTON	2-3 L	19-32-5/43	29, 46	HEBERT	10,342
57	2/15	@ VANCOUVER	3-5 L	19-33-5/43	4, 8, 8	HEBERT/SHTALENKOV	16,367
58	2/17	@ LOS ANGELES	2-1 W (OT)	20-33-5/45	4, 9	SHTALENKOV	16,005
59	2/21	BOSTON	4-3 W (OT)	21-33-5/47	9, 9, 32, 32	SHTALENKOV	<sup>^</sup> 17,174
60	2/23	@ CALGARY	2-3 L	21-34-5/47	11, 9	SHTALENKOV	17,516
61	2/25	SAN JOSE	4-3 W	22-34-5/49	8, 8, 8, 26	HEBERT	<sup>^</sup> 17,174
62	2/26	@ COLORADO	2-3 L	22-35-5/49	14*, 8	SHTALENKOV	16,061
63	2/28	MONTREAL	5-2 W	23-35-5/51	20, 9, 26, 2*, 9	SHTALENKOV	<sup>^</sup> 17,174
64	3/3	TAMPA BAY	2-2 T (OT)	23-35-6/52	9, 14+	SHTALENKOV	<sup>^</sup> 17,174
65	3/5	DALLAS	1-3 L	23-36-6/52	8	SHTALENKOV	<sup>^</sup> 17,174
66	3/8	BUFFALO	3-2 W (OT)	24-36-6/54	20, 2, 9	HEBERT	<sup>^</sup> 17,174
67	3/10	LOS ANGELES	3-2 W	25-36-6/56	14*, 9, 9	HEBERT	<sup>^</sup> 17,174
68	3/13	COLORADO	4-0 W	26-36-6/58	11, 11, 18, 20*	HEBERT	<sup>^</sup> 17,174
69	3/17	ST. LOUIS	5-1 W	27-36-6/60	8, 8, 2, 8, 21	HEBERT	<sup>^</sup> 17,174
70	3/19	@ WASHINGTON	2-1 W	28-36-6/62	11, 20	HEBERT	15,212
71	3/22	@ ST. LOUIS	6-1 W	29-36-6/64	9, 18, 18, 18, 9, 28	HEBERT	20,760
72	3/24	@ CHICAGO	2-2 T (OT)	29-36-7/65	14, 32+	HEBERT	21,633
73	3/25	@ DETROIT	1-5 L	29-37-7/65	93	HEBERT/SHTALENKOV	19,983
74	3/28	@ DALLAS	1-3 L	29-38-7/65	28	HEBERT	15,989
75	3/31	@ SAN JOSE	4-2 W	30-38-7/67	14, 8, 9, 11	HEBERT	17,190
76	4/3	EDMONTON	1-0 W	31-38-7/69	9	HEBERT	<sup>^</sup> 17,174
77	4/5	DETROIT	2-2 T (OT)	31-38-8/70	28, 9	HEBERT	<sup>^</sup> 17,174
78	4/7	@ SAN JOSE	5-3 W	32-38-8/72	28, 8, 9, 48, 11	HEBERT	17,190
79	4/8	VANCOUVER	2-0 W	33-38-8/74	20, 28	HEBERT	<sup>^</sup> 17,174
80	4/10	@ COLORADO	3-7 L	33-39-8/74	9*, 2, 9	HEBERT	16,061
81	4/12	DALLAS	5-3 W	34-39-8/76	28, 20, 8, 14, 8	HEBERT	<sup>^</sup> 17,174
82	4/14	WINNIPEG	5-2 W	35-39-8/78	28, 46, 22, 9, 9	HEBERT	<sup>^</sup> 17,174

**GOAL KEY:** UNDERLINE = POWER PLAY GOAL, \* = SHORTHANDED GOAL, BOLD = GAME-WINNING GOAL, + = GAME-TYING GOAL, \$ = EMPTY NET GOAL, ^ = SELLOUT AT THE ARROWHEAD POND. WHEN TWO GOALTENDERS PLAY IN ONE GAME, ALL CAPS RECEIVED DECISION.

# 1994-95 ANAHEIM DUCKS



**Front Row (sitting) L-R:** Mikhail Shtalenkov, Head Coach Ron Wilson, Assistant General Manager Pierre Gauthier, President Tony Tavares, Governor Michael Eisner, Vice President/General Manager Jack Ferreira, Vice President of Hockey Operations Kevin Gilmore, Captain Randy Ladouceur, Guy Hebert. **Second Row L-R:** Trainer Blynn DeNiro, Equipment Manager Mark O'Neill, Assistant Coach Al Sims, Tom Kurvers, Bobby Dollas, Alternate Captain Todd Ewen, Alternate Captain Bob Corkum, Jim Thomson, Assistant Coach Tim Army, Goaltending Coach Brian Hayward, Assistant Equipment Manager John Allaway. **Third Row L-R:** Mike Sillinger, David Karpa, Todd Krygier, Garry Valk, Robert Dirk, Steve Rucchin, Peter Douris, Shaun Van Allen, Joe Sacco, Stephan Lebeau. **Top Row L-R:** Don McSween, Milos Holan, Patrik Carnback, Steven King, Jason York, Oleg Tverdovsky, Paul Kariya, Denny Lambert, Valeri Karpov.

## 1994-95 SEASON:

**Final Record: 16-27-5, 37 points** (sixth, Pacific)...played a shortened schedule (48 games) due to NHL work stoppage... finished season strong, going 8-9-1 in last 18 games ...stayed in the hunt for a playoff spot until the last week of the season, being eliminated with only two games remaining...improved play at home (11-9-4 record, which ranked fifth in the Western Conference for home record and 14th in the NHL); went 8-4-0 in last 12 home contests and 9-5-3 in their last 17 on home ice...15 players on final game lineup were not with the club on the last day of the previous season; five were acquired in trades since Feb. 2, 1995. In addition, only 10 players on the 1995 final game lineup were on the Ducks' inaugural game lineup on Oct. 8, 1993...13 players in final lineup were 25-years-old or younger; only three were 30+ years old (average age = 26.29 years)...11 rookies in the lineup, Anaheim led the NHL in rookie man-games for the season with 238. In 1995 Anaheim rookies combined to score 36-73=109 points (32.2% of 338 total points scored by the

team)...Ducks had a 13-5-2 record when scoring first goal of a game, including 10-3-2 at home...club went 7-4 (.636) in one-goal games, including 5-0 at home... team had 731 penalty minutes (15.2 avg.) - the lowest in the NHL...soldout all 24 games at the Arrowhead Pond, giving the club a string of 49-straight sellouts... Anaheim was the only team in the league to have three players on its NHL roster selected in the NHL Supplemental Draft (which no longer exists) - **Todd Krygier** (HFD), **Steven King** (NYR) & **Steve Rucchin** (ANA). All three were selected by Dir. of Player Personnel **David McNab** when he was with each respective team... the Ducks' record in California was 14-10-3 with 33 points (89.2% of the team's 1995 total). Record outside the state was 2-17-0...Anaheim went 15-6-3 (.688) in games that the team scored three-or-more goals, including going 10-2-1 (.808) when scoring four-or-more. Record when scoring less-than-three goals stood at 1-21-2 (.083).

# 1994-95 ANAHEIM DUCKS



GAME	DATE	OPPONENT	RESULT	RECORD/PTS.	DUCKS GOALS (BY #)	ANA. GOALTENDER(S)	ATTENDANCE
1	1/20	@ EDMONTON	1-2 L	0-1-0/0	19	HEBERT	14,967
2	1/21	@ WINNIPEG	4-3 W	1-1-0/2	14, 21, 9, 2*	SHTALENKOV	9,725
3	1/23	EDMONTON	5-4 W (OT)	2-1-0/4	9, 24, 24, 14, 16	HEBERT	^17,174
4	1/25	DALLAS	1-4 L	2-2-0/4	16	SHTALENKOV	^17,174
5	1/27	WINNIPEG	3-2 W	3-2-0/6	11, 27, 9	HEBERT	^17,174
6	1/31	@ ST. LOUIS	2-7 L	3-3-0/6	14, 27	HEBERT/SHTALENKOV	17,281
7	2/1	@ DALLAS	2-9 L	3-4-0/6	9*, 10*	SHTALENKOV/HEBERT	16,924
8	2/3	DETROIT	2-5 L	3-5-0/6	21, 16	HEBERT	^17,174
9	2/5	@ LOS ANGELES	3-2 W	4-5-0/8	8, 20, 24	SHTALENKOV	16,005
10	2/7	CHICAGO	0-3 L	4-6-0/8	NONE	SHTALENKOV	^17,174
11	2/9	@ CALGARY	1-5 L	4-7-0/8	15	HEBERT	17,883
12	2/12	@ EDMONTON	0-2 L	4-8-0/8	NONE	HEBERT	12,487
13	2/17	VANCOUVER	2-2 T (OT)	4-8-1/9	2, 4+	HEBERT	^17,174
14	2/18	@ SAN JOSE	6-3 W	5-8-1/11	47, 19, 25, 25, 16, 16\$	SHTALENKOV/HEBERT	17,190
15	2/23	@ TORONTO	1-3 L	5-9-1/11	22	HEBERT	15,746
16	2/24	@ WINNIPEG	2-4 L	5-10-1/11	19, 47	SHTALENKOV	12,843
17	2/26	CALGARY	3-5 L	5-11-1/11	24, 22, 9	HEBERT	^17,174
18	3/1	CHICAGO	3-1 W	6-11-1/13	25, 47, 22	HEBERT	^17,174
19	3/3	@ DALLAS	0-4 L	6-12-1/13	NONE	HEBERT	16,924
20	3/5	@ CHICAGO	0-3 L	6-13-1/13	NONE	HEBERT	21,546
21	3/7	@ ST. LOUIS	3-6 L	6-14-1/13	20, 47, 10	SHTALENKOV/HEBERT	19,115
22	3/9	DETROIT	4-4 T (OT)	6-14-2/14	9, 25, 25, 9+	HEBERT	^17,174
23	3/11	@ VANCOUVER	3-5 L	6-15-2/14	18, 16, 9	HEBERT	14,414
24	3/15	@ CALGARY	5-0 W	7-15-2/16	9, 9, 20, 4, 20	HEBERT	18,321
25	3/17	TORONTO	3-3 T (OT)	7-15-3/17	47, 2, 19+	HEBERT	^17,174
26	3/19	ST. LOUIS	2-4 L	7-16-3/17	22, 2	HEBERT	^17,174
27	3/21	LOS ANGELES	3-3 T (OT)	7-16-4/18	11, 9, 22	SHTALENKOV	^17,174
28	3/23	@ SAN JOSE	6-3 W	8-16-4/20	11, 20, 47, 20, 2, 14	HEBERT	17,190
29	3/26	@ CHICAGO	2-5 L	8-17-4/20	14, 14	HEBERT/SHTALENKOV	21,351
30	3/28	@ DETROIT	4-6 L	8-18-4/20	21, 14, 9, 14	SHTALENKOV/HEBERT	19,875
31	3/30	WINNIPEG	3-1 W	9-18-4/22	20, 20, 18\$	HEBERT	^17,174
32	3/31	@ VANCOUVER	1-6 L	9-19-4/22	5	HEBERT/SHTALENKOV	13,649
33	4/2	SAN JOSE	5-4 W	10-19-4/24	18, 21, 9, 10, 16	HEBERT	^17,174
34	4/5	EDMONTON	4-3 W (OT)	11-19-4/26	42, 29, 19, 47	SHTALENKOV	^17,174
35	4/7	DALLAS	0-2 L	11-20-4/26	NONE	HEBERT	^17,174
36	4/9	LOS ANGELES	5-1 W	12-20-4/28	7, 9, 14, 25, 25	HEBERT	^17,174
37	4/11	@ VANCOUVER	0-5 L	12-21-4/28	NONE	HEBERT	13,031
38	4/13	CALGARY	4-2 W	13-21-4/30	25, 19, 16, 14\$	HEBERT	^17,174
39	4/15	VANCOUVER	1-3 L	13-22-4/30	47	HEBERT	^17,174
40	4/17	SAN JOSE	3-0 W	14-22-4/32	16, 2, 19\$	HEBERT	^17,174
41	4/19	@ TORONTO	2-3 L	14-23-4/32	26, 16	HEBERT	15,746
42	4/21	@ DETROIT	5-6 L	14-24-4/32	15, 9, 26, 2, 21	HEBERT/SHTALENKOV	19,875
43	4/23	@ LOS ANGELES	2-2 T (OT)	14-24-5/33	22*, 21	HEBERT	16,005
44	4/24	CALGARY	2-1 W	15-24-5/35	25, 22	HEBERT	^17,174
45	4/26	SAN JOSE	2-5 L	15-25-5/35	9, 19	HEBERT	^17,174
46	4/30	@ LOS ANGELES	1-2 L	15-26-5/35	25	HEBERT/SHTALENKOV	16,005
47	5/1	ST. LOUIS	3-5 L	15-27-5/35	11, 9, 25	SHTALENKOV	^17,174
48	5/3	TORONTO	6-1 W	16-27-5/37	20, 7, 29, 22, 19, 9	SHTALENKOV	^17,174

**GOAL KEY:** UNDERLINE = POWER PLAY GOAL, \* = SHORTHANDED GOAL, BOLD = GAME-WINNING GOAL, + = GAME-TYING GOAL,

\$ = EMPTY NET GOAL, ^ = SELLOUT AT THE ARROWHEAD POND.

WHEN TWO GOALTENDERS PLAY IN ONE GAME, ALL CAPS RECEIVED DECISION.

**NOTE** - BOB CORKUM CHANGED FROM #20 TO #19, STEVE RUCCHIN CHANGED FROM #15 TO #20, AND DAVID KARPA WAS ASSIGNED #15 BEGINNING ON 3/9/95. BEFORE 3/9/95, #19 WAS WORN BY ANATOLI SEMENOV.



# 1993-94 ANAHEIM DUCKS



**Front Row (sitting) L-R:** Mikhail Shtalenkov, Alternate Captain Randy Ladouceur, Head Coach Ron Wilson, Assistant General Manager Pierre Gauthier, President Tony Tavares, Governor Michael Eisner, Vice President/General Manager Jack Ferreira, Director of Hockey Operations Kevin Gilmore, Captain Troy Loney, Guy Hebert. **Second Row L-R:** Trainer Blynn DeNiro, Equipment Manager Mark O'Neill, Assistant Coach Al Sims, Terry Yake, Bobby Dollas, Alternate Captain Stu Grimson, Alternate Captain Todd Ewen, Stephan Lebeau, Assistant Coach Tim Army, Goaltending Coach Brian Hayward, Assistant Equipment Manager John Alloway. **Third Row L-R:** Bob Corkum, Peter Douris, Joe Sacco, David Williams, Bill Houlder, Anatoli Semenov, Jim Thomson, Shaun Van Allen, Tim Sweeney, Don McSweeney. **Top Row L-R:** Scott McKay, Sean Hill, Scott Chartier, Maxim Bets, Steven King, Garry Valk, Mark Ferner, Patrik Carnback, John Lilley.

## 1993-94: THE INAUGURAL SEASON

**Final Record: 33-46-5, 71 points** (fourth, Pacific) ...set an NHL first-year team record with 33 wins, tying Florida for most wins in a season...had 19 road wins - the most-ever by a first-year club in the NHL...had three separate road winning streaks of three games or more, including a four-game sweep of a Western Canada swing in late November...71 points were the fourth-highest point total ever for a first-year NHL club...home attendance averaged 16,989 (98.9% of capacity) with 27 sellouts, including the last 25 games of the year...won seven season-series, including four sweeps (Hartford 2-0, Philadelphia 2-0, N.Y. Rangers 2-0, Winnipeg 4-0)...team was 10-4-1 in Canada, including an eight game unbeaten streak (8-0-1)...15 players set new individual career-highs for points in an NHL season and 20 set new career-highs in games played... Anaheim's team 2.97 GAA and .907 save

percentage made the Mighty Ducks one of only eight teams in the league to have a GAA under 3.00 and a save percentage over .900...21 of 46 losses were decided by one goal (45.7%)...43-of-71 points were earned away from the Arrowhead Pond (60.6%)...team's record was 19-15-3 outside of the state of California...team had a 5-5-1 record when scoring two-or-more power play goals in a game, including a 2-0-0 record when scoring three...penalty killing ranked sixth overall in the league at 82.7%...Anaheim had a 6-2-1 record in games that they scored a shorthanded goal...the Mighty Ducks were one of three teams not to be called for an instigation penalty (Florida & Quebec being the others)...Anaheim held a 19-3-1 record (.848) when scoring four-or-more goals in a game.

# 1993-94 ANAHEIM DUCKS



GAME	DATE	OPPONENT	RESULT	RECORD/PTS.	DUCKS GOALS (BY #)	ANA. GOALTENDER(S)	ATTENDANCE
1	10/8	DETROIT	2-7 L	0-1-0/0	6, 24	HEBERT	^17,320
2	10/10	NY ISLANDERS	3-4 L (OT)	0-2-0/0	19, 25, 20	TUGNUTT	15,386
3	10/13	EDMONTON	4-3 W	1-2-0/2	24, 17, 14, 23	TUGNUTT	15,570
4	10/15	BOSTON	1-1 T (OT)	1-2-1/3	14	TUGNUTT	16,850
5	10/17	CALGARY	2-2 T (OT)	1-2-2/4	36, 21	HEBERT	16,527
6	10/19	@ NY RANGERS	4-2 W	2-2-2/6	24, 25, 25, 25	HEBERT	17,643
7	10/20	@ NEW JERSEY	0-4 L	2-3-2/6	NONE	TUGNUTT	14,009
8	10/23	@ MONTREAL	1-4 L	2-4-2/6	18	HEBERT	16,861
9	10/25	@ OTTAWA	1-4 L	2-5-2/6	20	TUGNUTT	10,206
10	10/28	@ SAN JOSE	3-4 L	2-6-2/6	2, 8, 20	HEBERT	16,183
11	10/29	WASHINGTON	2-5 L	2-7-2/6	20, 2	TUGNUTT	16,436
12	10/31	SAN JOSE	1-2 L (OT)	2-8-2/6	18	HEBERT	16,014
13	11/3	DALLAS	5-4 W	3-8-2/8	19, 23, 3, 18, 19	TUGNUTT	16,186
14	11/5	NEW JERSEY	3-6 L	3-9-2/8	8, 19, 20	TUGNUTT/HEBERT	16,666
15	11/7	PITTSBURGH	4-5 L	3-10-2/8	6, 25, 19, 21	HEBERT	17,083
16	11/9	DALLAS (AT PHX)	4-2 W	4-10-2/10	36, 18, 24, 20S	HEBERT	8,143
17	11/11	@ CALGARY	4-5 L	4-11-2/10	16, 20, 16, 7	HEBERT	19,811
18	11/14	@ VANCOUVER	2-3 L	4-12-2/10	23, 25	SHTALENKOV	13,710
19	11/17	TORONTO	3-4 L	4-13-2/10	8, 19, 25	SHTALENKOV/HEBERT	17,083
20	11/19	@ VANCOUVER	6-3 W	5-13-2/12	36, 19, 29, 16, 18, 14	TUGNUTT	15,550
21	11/21	@ EDMONTON	4-2 W	6-13-2/14	36, 22, 6, 2	TUGNUTT	12,348
22	11/22	@ CALGARY	2-1 W	7-13-2/16	19, 7	HEBERT	18,222
23	11/24	@ WINNIPEG	2-1 W	8-13-2/18	23, 23	TUGNUTT	12,147
24	11/26	SAN JOSE	3-4 L	8-14-2/18	17, 21, 21	TUGNUTT	^17,199
25	11/27	@ SAN JOSE	0-1 L	8-15-2/18	NONE	HEBERT	17,190
26	12/1	WINNIPEG	5-2 W	9-15-2/20	14, 36, 19, 17, 25	TUGNUTT	17,003
27	12/2	@ LOS ANGELES	2-3 L	9-16-2/20	16, 22	HEBERT	16,005
28	12/5	TAMPA BAY	2-4 L	9-17-2/20	36, 17	TUGNUTT	16,480
29	12/7	FLORIDA	2-3 L	9-18-2/20	8, 17	HEBERT	16,474
30	12/12	ST. LOUIS	2-1 W (OT)	10-18-2/22	7, 10	HEBERT	17,017
31	12/14	@ DETROIT	2-5 L	10-19-2/22	25, 25	TUGNUTT	19,687
32	12/15	@ TORONTO	1-0 W	11-19-2/24	8*	HEBERT	15,728
33	12/17	@ DALLAS	3-2 W	12-19-2/26	10, 10, 17	HEBERT	16,801
34	12/19	@ CHICAGO	0-2 L	12-20-2/26	NONE	TUGNUTT	18,472
35	12/20	@ WINNIPEG	7-5 W	13-20-2/28	25, 17, 23, 20, 36, 25, 16	HEBERT	14,033
36	12/22	DALLAS	2-3 L (OT)	13-21-2/28	10, 3	TUGNUTT	^17,232
37	12/26	LOS ANGELES	2-3 L	13-22-2/28	25, 20	HEBERT	^17,296
38	12/28	@ NY ISLANDERS	3-0 W	14-22-2/30	10, 6, 2	TUGNUTT	16,297
39	12/30	@ WASHINGTON	0-3 L	14-23-2/30	NONE	TUGNUTT	17,616
40	1/1	@ FLORIDA	2-4 L	14-24-2/30	25, 20	HEBERT	14,669
41	1/2	@ T. BAY (ORL)	4-1 W	15-24-2/32	4, 18*, 25, 16S	TUGNUTT	10,871
42	1/6	@ CHICAGO	6-2 W	16-24-2/34	20, 8, 18, 20*, 23, 6	TUGNUTT	17,460
43	1/8	@ ST. LOUIS	5-3 W	17-24-2/36	24, 16, 23, 23, 16	HEBERT	18,143
44	1/10	DETROIT	4-6 L	17-25-2/36	21, 23, 2, 4	TUGNUTT	^17,196
45	1/12	SAN JOSE	2-5 L	17-26-2/36	23, 16	HEBERT/TUGNUTT	^17,176
46	1/14	HARTFORD	6-3 W	18-26-2/38	21, 20*, 8, 21, 8, 18S	HEBERT	^17,204
47	1/16	VANCOUVER	3-4 L	18-27-2/38	20, 24, 14	TUGNUTT/HEBERT	^17,203
48	1/18	@ TORONTO	3-3 T (OT)	18-27-3/39	18, 24, 24	HEBERT	15,728
49	1/19	@ DETROIT	4-4 T (OT)	18-27-4/40	18, 36, 17, 20*	HEBERT	19,875
50	1/24	ST. LOUIS	2-3 L (OT)	18-28-4/40	24, 8	HEBERT	^17,178
51	1/26	WINNIPEG	3-1 W	19-28-4/42	19, 39, 22	HEBERT	^17,190
52	1/28	N.Y. RANGERS	3-2 W	20-28-4/44	20, 8, 2	HEBERT	^17,250
53	1/29	@ LOS ANGELES	1-5 L	20-29-4/44	21	HEBERT/TUGNUTT	16,005
54	2/2	CALGARY	2-4 L	20-30-4/44	14, 25	TUGNUTT	^17,214
55	2/4	VANCOUVER	3-0 W	21-30-4/46	22*, 19, 20	HEBERT	^17,229
56	2/6	CHICAGO	2-3 L	21-31-4/46	14, 24	HEBERT	^17,265
57	2/11	LOS ANGELES	3-5 L	21-32-4/46	22, 20, 2	HEBERT	^17,345
58	2/13	@ EDMONTON	6-3 W	22-32-4/48	24, 14, 25, 14, 25, 18	TUGNUTT	13,453
59	2/16	PHILADELPHIA	6-3 W	23-32-4/50	22, 20, 7, 14, 14, 24	HEBERT	^17,268
60	2/18	QUEBEC	0-1 L	23-33-4/50	NONE	TUGNUTT	^17,263
61	2/20	@ ST. LOUIS	1-4 L	23-34-4/50	25	HEBERT	18,150
62	2/23	@ BUFFALO	2-4 L	23-35-4/50	8, 19	HEBERT	15,651
63	2/24	@ PITTSBURGH	2-2 T (OT)	23-35-5/51	25, 14**	SHTALENKOV	17,168
64	2/26	@ QUEBEC	6-3 W	24-35-5/53	2, 47, 3, 18, 23, 14	HEBERT	15,032
65	3/2	MONTREAL	2-5 L	24-36-5/53	16, 21	HEBERT	^17,248
66	3/4	EDMONTON	4-1 W	25-36-5/55	2, 8, 4, 14	HEBERT	^17,278
67	3/6	@ SAN JOSE	0-6 L	25-37-5/55	NONE	HEBERT/SHTALENKOV	17,190
68	3/8	@ CHICAGO (@ PHX)	0-3 L	25-38-5/55	NONE	SHTALENKOV	13,847
69	3/9	BUFFALO	0-3 L	25-39-5/55	NONE	HEBERT	^17,256
70	3/11	CHICAGO	2-3 L	25-40-5/55	20*, 20	HEBERT	^17,265
71	3/13	OTTAWA	5-1 W	26-40-5/57	24, 36, 6, 18, 20	SHTALENKOV	^17,225
72	3/16	LOS ANGELES	5-2 W	27-40-5/59	14, 4, 4, 7, 8, 8	SHTALENKOV	^17,325
73	3/22	@ DALLAS	3-4 L	27-41-5/59	23, 32, 21	SHTALENKOV	16,914
74	3/24	@ BOSTON	3-5 L	27-42-5/59	47, 25, 6*	HEBERT	14,448
75	3/26	@ HARTFORD	3-2 W	28-42-5/61	22*, 22, 36	HEBERT	15,635
76	3/27	@ PHILADELPHIA	3-2 W (OT)	29-42-5/63	16, 18, 18	HEBERT	17,380
77	3/30	@ LOS ANGELES	5-2 W	30-42-5/65	23, 47, 39, 16, 14S	HEBERT	16,005
78	3/31	EDMONTON	2-3 L (OT)	30-43-5/65	47, 14	HEBERT	^17,293
79	4/2	TORONTO	3-1 W	31-43-5/67	14, 48, 47	HEBERT	^17,281
80	4/6	@ CALGARY	2-4 L	31-44-5/67	18, 18	HEBERT	20,230
81	4/8	@ EDMONTON	3-1 W	32-44-5/69	21, 18, 8	HEBERT	15,701
82	4/9	@ VANCOUVER	3-1 W	33-44-5/71	8, 21, 14S	SHTALENKOV	16,150
83	4/11	CALGARY	0-3 L	33-45-5/71	NONE	SHTALENKOV	^17,291
84	4/13	VANCOUVER	1-2 L	33-46-5/71	4	HEBERT	^17,295

**GOAL KEY:** UNDERLINE = POWER PLAY GOAL; \* = SHORTHANDED GOAL; BOLD = GAME-WINNING GOAL; + = GAME-TYING GOAL; \$ = EMPTY NET GOAL. WHEN TWO GOALTENDERS PLAY IN ONE GAME, ALL CAPS RECEIVED DECISION. ^ = SELLOUT AT THE ARROWHEAD POND.



# YEAR-BY-YEAR FINAL STATISTICS

## 2018-19 FINAL STATISTICS

POS	NO.	PLAYER	GP	TOI	G	A	P	+/-	PIM	PP	SH	GW	S	%
C	15	RYAN GETZLAF	67	19:28	14	34	48	-19	58	1	0	2	133	10.5
R	33	JAKOB SILFVERBERG	73	17:06	24	19	43	-9	28	3	2	4	163	14.7
L	67	RICKARD RAKELL	69	18:29	18	25	43	-13	27	6	0	2	194	9.3
C	14	ADAM HENRIQUE	82	16:27	18	24	42	-5	24	8	0	3	122	16.3
L	37	NICK RITCHIE	60	15:00	9	22	31	6	82	2	0	2	96	9.4
D	47	HAMPUS LINDHOLM	76	24:00	6	22	28	-5	44	1	0	0	125	4.8
D	26	BRANDON MONTOUR	62	22:40	5	20	25	-16	40	0	0	2	126	4.0
D	4	CAM FOWLER	59	23:22	5	18	23	-14	20	1	0	2	88	5.7
R	25	ONDREJ KASE	30	15:39	11	9	20	0	2	1	0	2	94	11.7
C	24	CARTER ROWNEY	62	12:33	7	13	20	0	12	0	1	0	53	13.2
R	11	^DANIEL SPRONG	47	13:07	14	5	19	-9	10	2	0	3	109	12.8
L	20	PONTUS ABERG	37	15:37	11	8	19	-10	14	3	0	1	74	14.9
D	42	JOSH MANSON	74	22:18	3	13	16	-8	62	0	0	0	96	3.1
R	61	*TROY TERRY	32	13:57	4	9	13	8	2	2	0	0	25	16.0
R	64	*KIEFER SHERWOOD	50	11:22	6	6	12	1	8	0	0	1	60	10.0
C	29	^DEVIN SHORE	34	15:27	5	7	12	-12	6	2	1	1	38	13.2
C	34	*SAM STEEL	22	14:58	6	5	11	2	8	0	1	0	33	18.2
L	7	ANDREW COGLIANO	46	13:15	3	8	11	2	14	1	0	1	64	4.7
R	10	COREY PERRY	31	14:49	6	4	10	-16	27	2	0	1	59	10.2
C	38	^DEREK GRANT	31	13:50	2	7	9	-9	8	0	0	1	48	4.2
C	17	RYAN KESLER	60	16:30	5	3	8	-19	44	1	0	1	86	5.8
L	53	*MAX COMTOIS	10	14:35	2	5	7	3	7	0	0	1	9	22.2
D	28	*MARCUS PETTERSSON	27	14:01	0	6	6	4	17	0	0	0	15	0.0
C	46	BEN STREET	21	12:04	3	2	5	-4	2	0	0	0	19	15.8
L	23	BRIAN GIBBONS	44	10:20	2	3	5	-8	16	0	0	0	29	6.9
L	49	*MAX JONES	30	13:10	2	3	5	-1	14	0	0	1	58	3.4
D	76	*JOSH MAHURA	17	14:18	1	4	5	0	4	0	0	0	20	5.0
D	32	*JACOB LARSSON	49	17:07	0	5	5	-4	16	0	0	0	57	0.0
D	5	KORBINIAN HOLZER	22	16:04	1	3	4	5	8	0	0	0	15	6.7
D	43	*JAYCOB MEGNA	28	14:32	1	3	4	-1	12	0	0	0	31	3.2
D	45	*ANDY WELINSKI	26	16:02	1	3	4	-5	8	0	0	0	32	3.1
D	44	^MICHAEL DEL ZOTTO	12	17:36	0	3	3	-3	0	0	0	0	19	0.0
C	48	*ISAC LUNDESTROM	15	13:02	0	2	2	-1	2	0	0	0	13	0.0
C	83	KALLE KOSSILA	8	10:18	1	0	1	-1	4	0	0	1	11	9.1
C	56	SAM CARRICK	6	10:13	0	1	1	-1	2	0	0	0	5	0.0
D	21	JAKE DOTCHIN	20	11:49	0	1	1	-4	39	0	0	0	7	0.0
D	2	^BRENDAN GUHLE	6	16:08	0	1	1	-3	2	0	0	0	14	0.0
C	39	JOSEPH BLANDISI	3	10:39	0	0	0	-1	6	0	0	0	1	0.0
R	22	^ADAM CRACKNELL	2	10:26	0	0	0	-1	0	0	0	0	3	0.0
C	58	*CHASE DE LEO	1	12:32	0	0	0	1	0	0	0	0	4	0.0
R	18	PATRICK EAVES	7	13:53	0	0	0	-4	4	0	0	0	6	0.0
C	20	^*JUSTIN KLOOS	1	7:04	0	0	0	0	0	0	0	0	2	0.0
L	63	*KEVIN ROY	3	13:03	0	0	0	-1	0	0	0	0	2	0.0
D	2	LUKE SCHENN	8	11:59	0	0	0	-6	7	0	0	0	7	0.0
D	62	ANDREJ SUSTR	5	12:02	0	0	0	0	6	0	0	0	6	0.0

NO.	PLAYER	GP	MIN	GAA	W	L	OT	SO	GA	SA	SV%	G	A	PIM
36	JOHN GIBSON	58	3233	2.84	26	22	8	2	153	1838	.917	0	0	2
31	RYAN MILLER	20	1109	2.76	8	7	2	1	51	578	.912	0	0	0
40	KEVIN BOYLE	5	277	2.17	1	3	0	1	10	139	.928	0	0	0
1	CHAD JOHNSON	9	320	3.75	0	5	0	0	20	156	.872	0	0	0

### ANA GOALTENDING TOTALS

\* Rookie ^ Acquired Midseason

## 2017-18 FINAL STATISTICS

POS	NO.	PLAYER	GP	TOI	G	A	P	+/-	PIM	PP	SH	GW	S	%
C	67	RICKARD RAKELL	77	19:25	34	35	69	6	14	8	0	3	230	14.8
C	15	RYAN GETZLAF	56	21:25	11	50	61	20	42	0	1	0	117	9.4
R	10	COREY PERRY	71	17:46	17	32	49	-4	71	4	0	1	168	10.1
R	33	JAKOB SILFVERBERG	77	17:57	17	23	40	6	18	2	1	2	187	9.1
R	86	ONDREJ KASE	66	13:55	20	18	38	18	14	1	0	5	146	13.7
D	42	JOSH MANSON	80	20:21	7	30	37	34	62	0	0	2	117	6.0
C	14	^ADAM HENRIQUE	57	17:35	20	16	36	17	14	4	1	8	102	19.6
L	7	ANDREW COGLIANO	80	15:11	12	23	35	18	14	0	3	1	175	6.9
D	71	BRANDON MONTOUR	80	20:28	9	23	32	16	42	5	1	5	160	5.6
D	4	CAM FOWLER	67	24:51	8	24	32	3	28	1	1	1	122	6.6
D	47	HAMPUS LINDHOLM	69	22:44	13	18	31	16	34	3	0	3	131	9.9
L	37	NICK RITCHIE	76	13:10	10	17	27	3	72	1	0	2	122	8.2
C	38	DEREK GRANT	66	11:05	12	12	24	3	11	3	0	0	65	18.5
D	23	FRANCOIS BEAUCHEMIN	67	17:18	3	14	17	12	26	0	0	0	93	3.2
C	50	ANTOINETTE VERMETTE	64	13:44	8	8	16	-5	34	2	0	2	91	8.8
C	21	CHRIS WAGNER	64	13:27	6	9	15	-7	35	1	2	0	78	7.7
C	17	RYAN KESLER	44	18:02	8	6	14	-4	46	2	0	2	78	10.3



# YEAR-BY-YEAR FINAL STATISTICS



R	48	LOGAN SHAW	42	11:29	2	6	8	-1	4	0	0	1	59	3.4
D	3	KEVIN BIEKSA	59	18:01	0	8	8	-13	83	0	0	0	66	0.0
L	63	*KEVIN ROY	25	13:38	6	1	7	3	6	1	0	1	26	23.1
R	71	^J.T. BROWN	23	8:45	1	2	3	-4	12	0	0	0	22	4.5
D	65	*MARCUS PETERSSON	22	13:36	1	3	4	5	6	0	0	0	16	6.3
C	22	DENNIS RASMUSSEN	27	8:54	1	3	4	4	8	0	0	0	19	5.3
D	45	SAMI VATANEN	15	21:06	1	3	4	-6	8	0	0	0	22	4.5
C	83	*KALLE KOSSILA	10	9:05	1	1	2	-4	0	0	0	0	9	11.1
L	20	^JASON CHIMERA	16	6:58	1	1	2	-1	2	0	0	0	9	11.1
D	73	*ANDY WELINSKI	7	16:10	0	2	2	-1	0	0	0	0	6	0.0
C	22	^CHRIS KELLY	12	7:30	0	2	2	1	2	0	0	0	5	0.0
L	51	MIKE LIAMBAS	7	5:17	0	1	1	0	21	0	0	0	3	0.0
R	18	PATRICK EAVES	2	16:27	1	0	1	0	0	0	0	1	3	33.3
D	75	*JAYCOB MEGNA	14	15:42	0	1	1	-4	2	0	0	0	7	0.0
R	40	JARED BOLL	10	4:25	1	0	1	0	16	0	0	0	4	25.0
C	39	JOSEPH BLANDISI	3	11:40	0	0	0	2	2	0	0	0	4	0.0
L	90	*GIOVANNI FIORE	1	7:53	0	0	0	-1	0	0	0	0	0	0.0
R	61	^TROY TERRY	2	10:12	0	0	0	0	0	0	0	0	3	0.0
L	58	*NICOLAS KERDILES	2	3:45	0	0	0	0	0	0	0	0	0	0.0
D	5	KORBINIAN HOLZER	16	11:36	0	0	0	-3	6	0	0	0	10	0.0

NO.	PLAYER	GP	MIN	GAA	W	L	OT	SO	GA	SA	SV%	G	A	PIM
36	JOHN GIBSON	60	3428	2.43	31	18	7	4	139	1872	.926	0	1	16
31	RYAN MILLER	28	1353	2.35	12	6	6	4	53	739	.928	0	0	0
1	RETO BERRA	5	182	2.31	1	1	0	0	7	95	.926	0	0	0

## ANA GOALTENDING TOTALS

\* Rookie ^ Acquired Midseason

## 2016-17 FINAL STATISTICS

POS	NO.	PLAYER	GP	TOI	G	A	P	+/-	PIM	PP	SH	GW	S	S%	
C	15	RYAN GETZLAF	74	21:04	15	58	73	+7	49	6	2	3	138	10.9	
C	17	RYAN KESLER	82	21:18	22	36	58	+8	83	8	0	2	186	11.8	
R	10	COREY PERRY	82	17:42	19	34	53	+2	76	5	0	3	215	8.8	
C	67	RICKARD RAKELL	71	17:23	33	18	51	+10	12	5	0	10	177	18.6	
R	33	JAKOB SILFVERBERG	79	18:29	23	26	49	+10	20	5	1	5	227	10.1	
D	4	CAM FOWLER	80	24:50	11	28	39	+7	20	5	1	3	186	5.9	
L	7	ANDREW COGLIANO	82	15:08	16	19	35	+11	26	0	3	2	178	9.0	
L	37	NICK RITCHIE	77	12:59	14	14	28	+4	62	1	0	3	149	9.4	
C	50	ANTOINETTE VERMETTE	72	15:54	9	19	28	-7	42	5	0	1	88	10.2	
D	45	SAMI VATANEN	71	21:39	3	21	24	+3	30	2	0	0	117	2.6	
D	47	HAMPUS LINDHOLM	66	22:26	6	14	20	+13	36	1	0	2	94	6.4	
D	42	JOSH MANSON	82	18:37	5	12	17	+14	82	0	1	1	88	5.7	
R	86	*ONDREJ KASE	53	11:47	5	10	15	-1	18	0	0	2	77	6.5	
R	18	^PATRICK EAVES	20	15:42	11	3	14	+8	8	2	0	1	55	20.0	
D	2	KEVIN BIEKSA	81	18:45	3	11	14	0	63	1	0	1	94	3.2	
L	74	*JOSEPH CRAMAROSSA	49	9:48	4	6	10	+1	51	0	0	1	26	15.4	
C	48	^LOGAN SHAW	55	9:42	3	7	10	+3	10	0	1	1	59	5.1	
D	53	*SHEA THEODORE	34	17:18	2	7	9	-6	28	1	0	1	60	3.3	
C	21	CHRIS WAGNER	43	9:21	6	1	7	+2	6	0	0	0	40	15.0	
D	5	KORBINIAN HOLZER	32	13:30	2	5	7	0	23	0	0	0	14	14.3	
D	71	*BRANDON MONTOUR	27	17:22	2	4	6	+11	14	0	0	0	50	4.0	
L	16	RYAN GARBUTT	27	9:09	2	1	3	-3	20	0	0	1	26	7.7	
D	3	CLAYTON STONER	14	17:33	1	2	3	0	28	0	0	0	16	6.3	
R	40	JARED BOLL	51	5:48	0	3	3	-3	87	0	0	0	13	0.0	
R	64	*STEFAN NOESEN	12	6:33	2	0	2	+2	2	0	0	0	0	12	16.7
C	44	NATE THOMPSON	30	10:23	1	1	2	+4	14	0	0	0	19	5.3	
C	48	*MICHAEL SGARBOSSA	9	9:28	0	2	2	-2	0	0	0	0	7	0.0	
R	59	*NICK SORESEN	5	10:53	0	1	1	-1	2	0	0	0	7	0.0	
L	26	^EMERSON ETEM	3	8:48	0	0	0	+1	2	0	0	0	0	0.0	
L	39	MASON RAYMOND	4	8:54	0	0	0	-2	0	0	0	0	3	0.0	
D	6	SIMON DESPRES	1	16:08	0	0	0	0	0	0	0	0	1	0.0	
D	75	*JAYCOB MEGNA	1	15:20	0	0	0	+1	0	0	0	0	0	0.0	
R	41	COREY TROPP	1	9:28	0	0	0	-1	0	0	0	0	0	0.0	
L	58	*NICOLAS KERDILES	1	11:08	0	0	0	+1	0	0	0	0	0	0.0	
D	51	*JACOB LARSSON	4	16:25	0	0	0	-1	2	0	0	0	2	0.0	
L	83	*KALLE KOSSILA	1	6:54	0	0	0	0	0	0	0	0	1	0.0	

NO.	PLAYER	GP	MIN	GAA	W	L	OT	SO	GA	SA	SV%	G	A	PIM
36	JOHN GIBSON	52	2950	2.22	25	16	9	6	109	1437	.924	0	1	4
1	JONATHAN BERNIER	39	1993	2.50	21	7	4	2	83	982	.915	0	0	4
30	DUSTIN TOKARSKI	1	9	0.00	0	0	0	0	0	5	1.000	0	0	0

## ANA GOALTENDING TOTALS

\* Rookie ^ Acquired Midseason

# YEAR-BY-YEAR FINAL STATISTICS

## 2015-16 FINAL STATISTICS

POS	NO.	PLAYER	GP	TOI	G	A	P	+/-	PIM	PP	SH	GW	S	%
C	15	RYAN GETZLAF	77	19:30	13	50	63	+14	55	6	0	5	178	7.3
R	10	COREY PERRY	82	17:42	34	28	62	+2	68	12	0	6	215	15.8
C	17	RYAN KESLER	79	19:31	21	32	53	+5	78	5	1	4	164	12.8
R	67	RICKARD RAKELL	72	16:04	20	23	43	-1	19	4	0	7	169	11.8
R	33	JAKOB SILFVERBERG	82	16:58	20	19	39	+8	32	2	0	2	215	9.3
D	45	SAMI VATANEN	71	21:18	9	29	38	+8	20	4	0	2	140	6.4
L	7	ANDREW COGLIANO	82	14:25	9	23	32	+2	28	0	2	3	131	6.9
D	47	HAMPUS LINDHOLM	80	22:00	10	18	28	+7	40	4	1	1	149	6.7
D	4	CAM FOWLER	69	22:46	5	23	28	-8	27	3	0	0	113	4.4
L	57	^DAVID PERRON	28	14:48	8	12	20	+12	34	7	0	1	51	15.7
R	29	CHRIS STEWART	56	10:47	8	12	20	+2	73	1	0	1	78	10.3
C	25	MIKE SANTORELLI	70	10:05	9	9	18	-4	8	1	0	1	81	11.1
C	22	SHAWN HORCORFF	59	13:17	6	9	15	+1	34	0	1	2	73	8.2
D	42	JOSH MANSON	71	18:46	5	10	15	+11	74	0	0	1	88	5.7
D	2	KEVIN BIEKSA	71	21:00	4	11	15	-7	99	2	0	1	109	3.7
L	19	PATRICK MAROON	56	11:23	4	9	13	-13	54	3	0	0	65	6.2
L	26	CARL HAGELIN	43	15:00	4	8	12	-10	14	0	0	0	82	4.9
L	88	^JAMIE MCGINN	21	14:40	8	4	12	+3	23	3	0	2	47	17.0
L	16	^RYAN GARbutt	37	11:25	5	3	8	-4	21	0	1	2	52	9.6
D	53	^SHEA THEODORE	19	19:06	3	5	8	+7	2	2	0	1	28	10.7
C	44	NATE THOMPSON	49	11:35	3	3	6	-1	47	0	1	0	42	7.1
D	3	CLAYTON STONER	50	15:21	1	5	6	+4	67	0	0	0	32	3.1
L	11	^BRANDON PIRRI	9	12:43	3	2	5	0	0	0	0	1	17	17.6
L	37	^NICK RITCHIE	33	11:45	2	2	4	-2	37	0	0	0	55	3.6
D	24	SIMON DESPRES	32	19:37	0	4	4	+2	8	0	0	0	32	0.0
L	46	JIRI SEKAC	22	12:11	1	2	3	0	4	1	0	0	29	3.4
D	5	KORBINIAN HOLZER	29	14:45	0	3	3	-3	10	0	0	0	17	0.0
C	62	^CHRIS WAGNER	17	10:33	0	2	2	0	19	0	0	0	28	0.0
L	43	^MAX FRIBERG	5	8:50	0	0	0	-1	2	0	0	0	1	0.0
R	18	TIM JACKMAN	2	5:44	0	0	0	-2	4	0	0	0	1	0.0
R	64	^STEFAN NOESEN	1	10:02	0	0	0	0	0	0	0	0	0	0.0
C	77	MICHAEL SGARBOSSA	1	8:21	0	0	0	0	0	0	0	0	0	0.0
L	41	HARRY ZOLNIERCZYK	1	8:48	0	0	0	-1	0	0	0	0	1	0.0

NO.	PLAYER	GP	MIN	GAA	W	L	OT	SO	GA	SA	SV%	G	A	PIM
31	FREDERIK ANDERSEN	43	2298	2.30	22	9	7	3	88	1086	.919	0	1	2
36	^JOHN GIBSON	40	2295	2.07	21	13	4	4	79	992	.920	0	1	2
30	ANTON KHUDOBIN	9	356	2.70	3	3	0	1	16	175	.909	0	0	0
<b>ANA GOALTENDING TOTALS</b>			<b>4,917</b>	<b>2.29</b>	<b>45</b>	<b>25</b>	<b>11</b>	<b>7</b>	<b>188</b>	<b>2234</b>	<b>.916</b>	<b>0</b>	<b>2</b>	<b>4</b>

\* Rookie ^ Acquired Midseason

## 2014-15 FINAL STATISTICS

POS	NO.	PLAYER	GP	TOI	G	A	P	+/-	PIM	PP	SH	GW	S	%
C	15	RYAN GETZLAF	77	20:05	25	45	70	+15	62	3	0	6	191	13.1
R	10	COREY PERRY	67	18:06	33	22	55	+13	67	4	0	3	193	17.1
C	17	RYAN KESLER	81	19:30	20	27	47	-5	75	5	1	4	205	9.8
R	33	JAKOB SILFVERBERG	81	15:39	13	26	39	+15	24	2	1	2	189	6.9
D	45	SAMI VATANEN	67	21:27	12	25	37	+5	36	7	1	1	122	9.8
L	19	PATRICK MAROON	71	14:16	9	25	34	-5	82	1	0	1	120	7.5
D	47	HAMPUS LINDHOLM	78	21:45	7	27	34	+25	32	0	0	1	107	6.5
D	4	CAM FOWLER	80	21:08	7	27	34	+4	14	1	1	2	87	8.0
L	39	MATT BELESKEY	65	14:28	22	10	32	+13	39	4	0	8	145	15.2
R	67	^RICKARD RAKELL	71	12:34	9	22	31	+6	10	2	0	1	105	8.6
L	7	ANDREW COGLIANO	82	14:36	15	14	29	+5	14	0	3	2	134	11.2
R	21	KYLE PALMIERI	57	14:05	14	15	29	-2	37	5	0	4	112	12.5
D	23	FRANCOIS BEAUCHEMIN	64	22:44	11	12	23	+17	48	2	0	1	110	10.0
C	44	NATE THOMPSON	80	13:19	5	13	18	+0	39	0	1	3	87	5.7
R	12	DEVANTE SMITH-PELLY	54	14:38	5	12	17	+1	12	0	1	1	76	6.6
D	6	BEN LOVEJOY	40	18:33	1	10	11	+3	17	0	0	0	50	2.0
L	16	EMERSON ETEM	45	12:14	5	5	10	-6	4	0	0	0	77	6.5
L	14	^RENE BOURQUE	30	12:07	2	6	8	-4	12	1	0	0	44	4.5
D	3	CLAYTON STONER	69	17:38	1	7	8	-2	68	0	1	1	68	1.5
R	18	TIM JACKMAN	55	8:22	5	2	7	-4	86	0	0	1	55	9.1
L	46	^JIRI SEKAC	19	12:56	2	5	7	+2	4	0	0	0	29	6.9
D	24	^SIMON DESPRES	16	18:39	1	5	6	+2	22	0	0	0	27	3.7
L	14	^TOMAS FLEISCHMANN	14	14:10	1	5	6	+0	4	0	0	0	24	4.2
D	20	^JAMES WISNIEWSKI	13	20:13	0	5	5	-3	10	0	0	0	20	0.0
C	38	^WILLIAM KARLSSON	18	12:08	2	1	3	+1	2	0	0	1	24	8.3
D	42	^JOSH MANSON	28	18:26	0	3	3	+1	31	0	0	0	26	0.0
D	2	^ERIC BREWER	9	17:15	1	1	2	-6	6	0	0	0	7	14.3
D	55	BRYAN ALLEN	6	18:12	0	1	1	0	4	0	0	0	4	0.0
D	37	MAT CLARK	7	12:46	0	1	1	+2	6	0	0	0	2	0.0
D	48	^COLBY ROBAK	5	15:15	0	1	1	+3	0	0	0	0	2	0.0

# YEAR-BY-YEAR FINAL STATISTICS



D	28	MARK FISTRIC	9	14:47	0	0	0	-3	4	0	0	0	0	1	0.0
C	62	*CHRIS WAGNER	9	8:47	0	0	0	-2	2	0	0	0	0	7	0.0
L	51	DANY HEATLEY	6	12:07	0	0	0	-3	0	0	0	0	0	8	0.0
L	43	*MAX FRIBERG	1	8:47	0	0	0	0	0	0	0	0	0	0	0.0
R	64	*STEFAN NOESSEN	1	6:54	0	0	0	+0	0	0	0	0	0	0	0.0
D	77	JESSE BLACKER	1	6:03	0	0	0	-2	0	0	0	0	0	0	0.0

NO.	PLAYER	GP	MIN	GAA	W	L	OT	SO	GA	SA	SV%	G	A	PIM
31	FREDERIK ANDERSEN	54	3106	2.38	35	12	5	3	123	1436	.914	0	3	4
36	*JOHN GIBSON	23	1340	2.60	13	8	0	1	58	674	.914	0	0	0
30	JASON LABARBERA	5	207	2.61	2	0	1	0	9	99	.909	0	0	0
80	*ILYA BRYZGALOV	8	329	4.19	1	4	1	0	23	150	.847	0	2	0
<b>ANA GOALTENDING TOTALS</b>		<b>5,002</b>	<b>2.65</b>	<b>51</b>	<b>24</b>	<b>7</b>	<b>4</b>	<b>221</b>	<b>2367</b>	<b>.907</b>				

\* Rookie ^ Acquired Midseason

## 2013-14 FINAL STATISTICS

POS	NO.	PLAYER	GP	TOI	G	A	P	+/-	PIM	PP	SH	GW	S	S%
C	15	RYAN GETZLAF	77	21:17	31	56	87	+28	31	5	0	7	204	15.2
R	10	COREY PERRY	81	19:28	43	39	82	+32	65	8	0	9	280	15.4
C	13	NICK BONINO	77	16:13	22	27	49	+14	22	7	0	2	159	13.8
C	22	MATHIEU PERREAULT	69	13:52	18	25	43	+13	36	4	0	1	120	15.0
C	7	ANDREW COGLIANO	82	15:23	21	21	42	+13	26	0	3	5	157	13.4
D	4	CAM FOWLER	70	23:51	6	30	36	+15	14	4	1	2	100	6.0
R	17	DUSTIN PENNER	49	15:15	13	19	32	+22	28	5	0	2	100	13.0
R	21	KYLE PALMIERI	71	11:56	14	17	31	+9	38	0	0	4	147	9.5
D	47	*HAMPUS LINDHOLM	78	19:25	6	24	30	+29	36	1	0	1	116	5.2
C	34	DANIEL WINNIK	76	15:23	6	24	30	+6	23	0	2	2	115	5.2
C	11	SAKU KOIVU	65	15:02	11	18	29	+3	46	0	1	1	81	13.6
L	62	*PATRICK MAROON	62	12:18	11	18	29	+11	101	1	0	3	93	11.8
R	8	TEEMU SELANNE	64	14:07	9	18	27	+8	12	4	0	3	111	8.1
L	39	MATT BELESKEY	55	12:26	9	15	24	+8	64	0	0	2	112	8.0
R	33	JAKOB SILFVERBERG	52	14:15	10	13	23	+2	12	1	2	1	119	8.4
D	45	*SAMI VATANEN	48	17:27	6	15	21	+9	22	2	0	0	73	8.2
D	6	BEN LOVEJOY	78	19:23	5	13	18	+21	39	0	0	2	107	4.7
D	23	FRANCOIS BEAUCHEMIN	20	23:05	4	13	17	+26	39	1	0	1	100	4.0
R	65	EMERSON ETEM	29	12:47	7	4	11	+3	4	1	1	2	44	15.9
R	77	DEVANTE SMITH-PELLY	19	12:38	2	8	10	+5	2	0	0	0	23	8.7
D	55	BRYAN ALLEN	68	17:33	0	10	10	+20	75	0	0	0	60	0.0
D	5	LUCA SBISA	30	17:03	1	5	6	+0	43	0	0	0	30	3.3
D	28	MARK FISTRIC	34	15:24	1	4	5	+9	28	0	0	0	22	4.5
D	19	^STEPHANE ROBIDAS	14	20:37	1	4	5	+3	8	0	0	1	21	4.8
R	18	TIM JACKMAN	26	7:22	3	1	4	-2	62	0	0	0	37	8.1
R	67	*RICKARD RAKELL	18	11:43	0	4	4	-3	2	0	0	0	22	0.0
D	51	ALEX GRANT	2	12:10	2	0	2	+3	2	0	0	0	2	100.0
C	74	PETER HOLLAND	4	9:05	1	0	1	-1	2	0	0	0	3	33.3
D	40	NOLAN YONKMAN	2	8:57	0	1	1	-1	0	0	0	0	3	0.0
C	20	DAVID STECKEL	6	10:50	0	0	0	+0	0	0	0	0	8	0.0

NO.	PLAYER	GP	MIN	GAA	W	L	OT	SO	GA	SA	SV%	G	A	PIM
1	JONAS HILLER	50	2909	2.48	29	13	7	5	120	1348	.911	0	2	0
31	*FREDERIK ANDERSEN	28	1569	2.29	20	5	0	0	60	783	.923	0	1	0
30	VIKTOR FASTH	5	305	2.95	2	2	1	0	15	131	.885	0	0	0
36	*JOHN GIBSON	3	181	1.33	3	0	0	1	4	87	.954	0	0	0
<b>ANA GOALTENDING TOTALS</b>		<b>86</b>	<b>4964</b>	<b>2.41</b>	<b>54</b>	<b>20</b>	<b>8</b>	<b>6</b>	<b>199</b>	<b>2349</b>	<b>.915</b>			

\* Rookie ^ Acquired Midseason

## 2012-13 FINAL STATISTICS

POS	NO.	PLAYER	GP	TOI	G	A	P	+/-	PIM	PP	SH	GW	S	S%
C	15	RYAN GETZLAF	44	20:11	15	34	49	+14	41	4	3	3	99	15.2
R	10	COREY PERRY	44	19:04	15	21	36	+10	72	5	0	5	128	11.7
L	9	BOBBY RYAN	46	16:35	11	19	30	+3	17	2	0	1	101	10.9
C	11	SAKU KOIVU	47	17:36	8	19	27	+4	18	4	0	0	55	14.5
R	8	TEEMU SELANNE	46	15:41	12	12	24	-10	28	3	0	1	96	12.5
D	23	FRANCOIS BEAUCHEMIN	48	23:27	6	18	24	+19	22	1	0	0	74	8.1
C	7	ANDREW COGLIANO	48	15:22	13	10	23	+14	6	0	2	1	79	16.5
R	51	KYLE PALMIERI	42	12:19	10	11	21	+2	9	2	0	5	92	10.9
C	34	DANIEL WINNIK	48	16:49	6	13	19	+13	16	0	0	1	95	6.3
D	44	SHELDON SOURAY	44	20:55	7	10	17	+19	52	2	0	3	80	8.8
L	39	MATT BELESKEY	42	12:00	8	5	13	+2	56	2	0	1	61	13.1
C	13	NICK BONINO	27	15:53	5	8	13	-3	8	1	0	0	37	13.5
D	4	CAM FOWLER	37	20:26	1	10	11	-4	4	1	0	0	50	2.0
R	65	*EMERSON ETEM	38	11:27	3	7	10	+7	9	0	0	0	48	6.3
D	6	^BEN LOVEJOY	32	18:13	0	10	10	+6	29	0	0	0	51	0.0
D	5	LUCA SBISA	41	19:50	1	7	8	0	23	0	0	1	39	2.6
D	55	BRYAN ALLEN	41	18:44	0	6	6	+1	34	0	0	0	25	0.0
D	32	TONI LYDMAN	35	19:23	0	6	6	-1	12	0	0	0	28	0.0

# YEAR-BY-YEAR FINAL STATISTICS

C	20	^DAVID STECKEL	21	10:37	1	5	6	+2	0	0	0	0	19	5.3
C	74	*PETER HOLLAND	21	11:35	3	2	5	+4	4	1	0	0	26	11.5
R	18	RADEK DVORAK	9	13:08	4	0	4	+2	2	0	0	1	17	23.5
L	62	*PATRICK MAROON	13	9:47	2	1	3	-1	10	0	0	0	21	9.5
D	45	*SAMI VATANEN	8	15:49	2	0	2	+3	0	1	0	0	6	33.3
R	25	BRAD STAUBITZ	15	6:12	1	1	2	0	41	0	0	1	5	20.0
C	64	BRANDON MCMILLAN	6	8:44	0	1	1	-1	2	0	0	0	2	0.0
C	19	^MATTHEW LOMBARDI	7	13:25	0	0	0	-2	4	0	0	0	5	0.0
R	77	DEVANTE SMITH-PELLY	7	8:59	0	0	0	-4	0	0	0	0	5	0.0
R	67	*RICKARD RAKELL	4	8:57	0	0	0	-2	0	0	0	0	3	0.0
D	40	JORDAN HENDRY	2	17:34	0	0	0	0	0	0	0	0	0	0.0

NO.	PLAYER	GP	MIN	GAA	W	L	OT	SO	GA	SA	SV%	G	A	PIM
1	JONAS HILLER	26	1498	2.36	15	6	4	1	59	675	.913	0	1	2
31	VIKTOR FASTH	25	1428	2.18	15	6	2	4	52	661	.921	0	0	0
<b>ANA GOALTENDING TOTALS</b>		<b>48</b>	<b>2936</b>	<b>2.35</b>	<b>30</b>	<b>12</b>	<b>6</b>	<b>5</b>	<b>115</b>	<b>1340</b>	<b>.914</b>			

\* Rookie ^ Acquired Midseason

## 2011-12 FINAL STATISTICS

POS	NO.	PLAYER	GP	TOI	G	A	P	+/-	PIM	PP	SH	GW	S	%
R	8	TEEMU SELANNE	82	17:52	26	40	66	-1	50	12	0	4	210	12.4
R	10	COREY PERRY	80	21:22	37	23	60	-7	127	14	1	6	277	13.4
L	9	BOBBY RYAN	82	18:21	31	26	57	+1	53	3	2	3	204	15.2
C	15	RYAN GETZLAF	82	21:35	11	46	57	-11	75	4	0	4	185	5.9
C	11	SAKU KOIVU	74	18:07	11	27	38	+7	50	0	0	1	107	10.3
D	4	CAM FOWLER	82	23:15	5	24	29	-28	18	2	0	0	123	4.1
D	17	LUBOMIR VISNOVSKY	68	20:47	6	21	27	+7	47	1	0	1	112	5.4
C	7	ANDREW COGLIANO	82	14:42	13	13	26	-4	15	2	0	2	115	11.3
D	5	LUCA SBISA	80	17:55	5	19	24	-5	66	0	0	0	88	5.7
D	23	FRANCOIS BEACHEMIN	82	25:33	8	14	22	-14	48	3	0	1	139	5.8
L	12	^NIKLAS HAGMAN	63	14:37	8	11	19	-10	12	1	0	1	111	7.2
C	63	NICK BONINO	50	12:28	5	13	18	+1	8	0	0	0	63	7.9
L	39	MATT BELESKEY	70	10:15	4	11	15	-2	72	0	0	0	75	5.3
D	21	SHELDON BROOKBANK	80	15:36	3	11	14	+11	72	0	0	1	49	6.1
R	77	*DEVANTE SMITH-PELLY	49	12:02	7	6	13	-7	16	1	1	1	66	10.6
D	32	TONI LYDMAN	74	18:54	0	13	13	0	46	0	0	0	46	0.0
L	33	JASON BLAKE	45	14:08	7	5	12	-4	6	2	0	3	109	6.4
R	51	*KYLE PALMIERI	18	11:31	4	3	7	+3	6	0	0	0	34	11.8
R	41	*ANDREW GORDON	37	10:51	2	3	5	-10	6	0	0	0	38	5.3
R	16	GEORGE PARROS	46	6:22	1	3	4	+1	85	0	0	0	17	5.9
C	49	*MAXIME MACENAUER	29	10:48	1	3	4	-4	18	0	0	1	14	7.1
C	64	BRANDON MCMILLAN	25	11:12	0	4	4	-10	20	0	0	0	26	0.0
C	14	^ROD PELLEY	45	8:00	2	1	3	-3	9	0	0	0	41	4.9
D	34	NATE GUENIN	15	11:09	2	0	2	+6	6	0	0	1	5	40.0
C	74	*PETER HOLLAND	4	7:42	1	0	1	0	2	0	0	1	1	100.0
L	19	JEAN-FRANCOIS JACQUES	6	6:37	0	0	0	+2	12	0	0	0	7	0.0
C	18	MARK BELL	5	6:26	5	0	0	0	5	0	0	0	0	0.0
L	62	*PATRICK MAROON	2	12:32	0	0	0	0	2	0	0	0	1	0.0
D	73	*MAT CLARK	2	11:01	0	0	0	-2	0	0	0	0	2	0.0
C	58	^RYAN O'MARRA	2	8:09	0	0	0	-1	0	0	0	0	4	0.0

NO.	PLAYER	GP	MIN	GAA	W	L	OT	SO	GA	SA	SV%	G	A	PIM
1	JONAS HILLER	73	4253	2.57	29	30	12	4	182	2014	.910	0	1	0
38	DAN ELLIS	10	419	2.72	1	5	0	0	19	214	.911	0	1	0
34	JEFF DESLAURIERS	4	241	2.74	3	1	0	0	11	113	.903	0	0	0
31	*HIRO TARKKI	1	41	4.39	1	0	0	0	3	10	.700	0	0	0
<b>ANA GOALTENDING TOTALS</b>		<b>82</b>	<b>4987</b>	<b>2.70</b>	<b>34</b>	<b>36</b>	<b>12</b>	<b>4</b>	<b>224</b>	<b>2367</b>	<b>.905</b>			

\* Rookie ^ Acquired Midseason

## 2010-11 FINAL STATISTICS

POS	NO.	PLAYER	GP	TOI	G	A	P	+/-	PIM	PP	SH	GW	S	%
R	10	COREY PERRY	82	22:18	50	48	98	+9	104	14	4	11	290	17.2
R	8	TEEMU SELANNE	73	17:56	31	49	80	+6	49	16	0	5	213	14.6
C	15	RYAN GETZLAF	67	21:51	19	57	76	+14	35	7	0	4	117	16.2
R	9	BOBBY RYAN	82	20:10	34	5	37	+1	71	5	1	5	270	12.6
D	17	LUBOMIR VISNOVSKY	81	24:17	18	50	68	+18	24	5	0	4	152	11.8
C	11	SAKU KOIVU	75	19:08	15	30	45	-8	36	4	0	3	104	14.4
D	4	*CAM FOWLER	76	22:07	10	30	40	-25	20	6	0	3	123	8.1
LW	33	JASON BLAKE	76	14:45	16	16	32	-5	41	3	0	3	187	8.6
D	32	TONI LYDMAN	78	22:10	3	22	25	+32	42	0	0	0	99	3.0
C	64	*BRANDON MCMILLAN	60	14:04	11	10	21	-5	18	2	2	2	77	14.3
RW	14	JOFFREY LUPUL	26	13:13	5	8	13	-4	14	2	0	1	54	9.3
RW	42	DAN SEXTON	47	11:35	4	9	13	-6	4	1	0	0	78	5.1
D	5	LUCA SBISA	68	16:47	2	9	11	-11	43	1	0	0	76	2.6
L	39	MATT BELESKEY	35	12:58	3	7	10	-10	36	0	0	0	58	5.2

# YEAR-BY-YEAR FINAL STATISTICS



C	22	TODD MARCHANT	79	13:17	1	7	8	-18	26	0	0	0	63	1.6
D	3	ANDREAS LILJA	52	17:25	1	6	7	-15	28	0	0	0	31	3.2
D	23	^FRANCOIS BEAUJEMIN	27	21:42	3	2	5	-4	16	1	0	0	30	10.0
R	16	GEORGE PARROS	78	6:24	3	1	4	-4	171	0	0	1	33	9.1
D	25	ANDY SUTTON	39	14:45	0	4	4	+1	87	0	0	0	31	0.0
C	20	RYAN CARTER	18	10:44	1	2	3	-4	22	0	0	0	23	4.3
C	14	^MAXIM LAPIERRE	21	11:34	0	3	3	-6	9	0	0	0	28	0.0
L	37	^JARKKO RUUTU	23	8:58	1	1	2	0	0	0	0	0	20	5.0
D	26	DANNY SYVRET	6	16:26	1	1	2	-3	4	0	0	0	8	12.5
L	19	^BRAD WINCHESTER	19	10:28	1	1	2	-9	28	0	0	0	23	4.3
D	23	PAUL MARA	33	20:10	1	1	2	-1	40	0	0	1	34	2.9
C	28	KYLE CHIPCHURA	40	7:59	0	2	2	+1	32	0	0	0	23	0.0
RW	51	*KYLE PALMIERI	10	8:41	1	0	1	-1	0	0	0	0	10	10.0
D	60	BRENDAN MIKKELSON	5	19:24	0	1	1	+1	7	0	0	0	4	0.0
R	50	TROY BODIE	9	9:43	0	1	1	-3	7	0	0	0	5	0.0
D	53	BRETT FESTERLING	1	14:53	1	0	0	-2	0	0	0	0	0	0.0
C	63	*NICK BONINO	26	9:48	0	0	0	-3	0	0	0	0	23	0.0
D	21	SHELDON BROOKBANK	40	13:19	0	0	0	-8	63	0	0	0	29	0.0
L	34	AARON VOROS	12	5:32	0	0	0	-4	43	0	0	0	8	0.0
L	12	JOSH GREEN	12	10:00	0	0	0	-3	6	0	0	0	10	0.0

NO.	PLAYER	GP	MIN	GAA	W	L	OT	SO	GA	SA	SV%	G	A	PIM
1	JONAS HILLER	49	2672	2.56	26	16	3	5	114	1493	.924	0	1	0
29	RAY EMERY	10	527	2.28	7	2	0	0	20	272	.926	0	0	0
38	^DAN ELLIS	13	729	2.39	8	3	1	0	29	348	.917	0	0	0
31	CURTIS MCELHINNEY	12	996	3.43	6	9	1	2	57	516	.890	0	1	0
30	TIMO PIELMEIER	1	40	7.50	0	0	0	0	5	12	.583	0	0	0
<b>ANA GOALTENDING TOTALS</b>		<b>82</b>	<b>4993</b>	<b>2.80</b>	<b>47</b>	<b>30</b>	<b>5</b>	<b>7</b>	<b>233</b>	<b>2648</b>	<b>.912</b>			

\* Rookie ^ Acquired Midseason

## 2009-10 FINAL STATISTICS

POS	NO.	PLAYER	GP	TOI	G	A	P	+/-	PIM	PP	SH	GW	S	S%
R	10	COREY PERRY	82	21:03	27	49	76	0	111	6	1	2	270	10.0
C	15	RYAN GETZLAF	66	21:40	19	50	69	+4	79	8	0	5	149	12.8
R	9	BOBBY RYAN	81	18:29	35	29	64	+9	81	11	0	3	258	13.6
C	11	SAKU KOIVU	71	18:34	19	33	52	+14	36	5	1	6	124	15.3
R	8	TEEMU SELANNE	54	17:19	27	21	48	+3	16	14	0	5	173	15.6
D	27	SCOTT NIEDERMAYER	80	26:30	10	38	48	-9	38	5	0	2	168	6.0
D	34	JAMES WISNIEWSKI	69	24:20	3	27	30	-5	56	2	0	0	146	2.1
D	19	RYAN WHITNEY	62	24:33	4	24	28	-6	48	3	0	0	107	3.7
C	22	TODD MARCHANT	78	15:48	9	13	22	-16	32	0	3	1	83	10.8
RW	42	*DAN SEXTON	41	13:29	9	10	19	-3	16	2	0	0	93	9.7
L	39	*MATT BELESKEY	60	13:59	11	7	18	+10	35	0	0	3	123	8.9
D	7	STEVE EMINGER	63	19:28	4	12	16	+1	30	0	0	1	45	8.9
LW	33	^JASON BLAKE	26	16:02	6	9	15	-6	10	4	0	0	69	8.7
RW	14	JOFFREY LUPUL	23	15:57	10	4	14	+3	18	0	0	0	66	15.2
D	17	^LUBOMIR VISNOVSKY	16	25:59	5	8	13	-6	4	1	0	1	53	9.4
C	28	^KYLE CHIPCHURA	55	12:28	6	6	12	-2	56	0	1	1	43	14.0
C	17	PETTERI NOKELAINEN	50	12:55	4	7	11	-7	21	0	0	0	70	5.7
C	20	RYAN CARTER	38	9:51	4	5	9	0	31	0	0	1	38	10.5
RW	24	EVGENY ARTYUKHIN	37	9:04	4	5	9	0	41	0	0	0	21	19.0
D	21	SHELDON BROOKBANK	66	14:57	0	9	9	+10	114	0	0	0	60	0.0
R	13	MIKE BROWN	75	8:21	6	1	7	+1	106	0	1	2	82	7.3
R	50	*TROY BODIE	44	11:14	5	2	7	-8	80	0	1	1	58	16.6
D	4	NICK BOYNTON	42	16:45	1	6	7	+1	59	1	0	0	39	2.6
R	16	GEORGE PARROS	57	6:00	4	0	4	+4	136	0	0	0	25	16.0
D	53	BRETT FESTERLING	42	12:30	0	3	3	+1	15	0	0	0	25	0.0
C	63	*NICK BONINO	9	14:13	1	1	2	0	6	1	0	0	14	7.1
D	60	BRENDAN MIKKELSON	28	14:59	0	2	2	-5	14	0	0	0	21	0.0
D	4	^AARON WARD	17	14:26	0	2	2	+2	8	0	0	0	9	0.0
LW	32	KYLE CALDER	14	14:07	0	2	2	-7	8	0	0	0	20	0.0
D	41	^NATHAN OYSTRICK	3	10:34	0	0	0	-1	2	0	0	0	1	0.0
C	48	ANDREW EBBETT	2	12:54	0	0	0	-1	0	0	0	0	1	0.0
C	26	ERIK CHRISTENSEN	9	11:26	0	0	0	-3	2	0	0	0	9	0.0
D	5	LUCA SBISA	8	12:37	0	0	0	-1	6	0	0	0	3	0.0
C	67	*MACGREGOR SHARP	8	4:09	0	0	0	0	0	0	0	0	6	0.0

NO.	PLAYER	GP	MIN	GAA	W	L	OT	SO	GA	SA	SV%	G	A	PIM
1	JONAS HILLER	59	3338	2.73	30	23	4	2	152	1860	.918	0	2	0
31	^CURTIS MCELHINNEY	10	521	2.76	5	1	2	0	24	288	.917	0	0	0
35	JEAN-SEBASTIEN GIGUERE	20	1108	3.14	4	8	5	1	58	580	.900	0	0	2
<b>ANA GOALTENDING TOTALS</b>		<b>82</b>	<b>4996</b>	<b>2.92</b>	<b>39</b>	<b>32</b>	<b>11</b>	<b>3</b>	<b>243</b>	<b>2737</b>	<b>.910</b>			

\* Rookie ^ Acquired Midseason

# YEAR-BY-YEAR FINAL STATISTICS

## 2008-09 FINAL STATISTICS

POS	NO.	PLAYER	GP	TOI	G	A	PTS	+/-	PIM	PP	SH	GW	S	PGT	
C	15	RYAN GETZLAF	81	20:07	25	66	91	5	121	9	0	2	227	11.0	
R	10	COREY PERRY	78	18:36	32	40	72	10	109	10	0	8	283	11.3	
D	27	SCOTT NIEDERMAYER	82	26:55	14	45	59	-8	70	9	0	2	178	7.9	
R	9	*BOBBY RYAN	64	15:26	31	26	57	13	33	12	0	3	174	17.8	
R	8	TEEMU SELANNE	65	16:29	27	27	54	-3	36	16	0	5	186	14.5	
D	25	CHRIS PRONGER	82	26:56	11	37	48	0	88	4	0	2	196	5.6	
C	48	*ANDREW EBBETT	48	13:52	8	24	32	8	24	6	0	0	100	8.0	
C	26	^ERIK CHRISTENSEN	64	13:38	7	21	28	-9	20	2	0	0	122	5.7	
D	34	^JAMES WISNIEWSKI	48	19:51	3	21	24	9	30	1	0	0	89	3.4	
D	19	^RYAN WHITNEY	48	23:51	2	21	23	-14	28	1	0	0	71	2.8	
C	44	ROB NIEDERMAYER	79	15:34	14	7	21	-17	42	1	1	2	88	15.9	
C	22	TODD MARCHANT	72	14:31	5	13	18	-2	34	0	2	0	101	5.0	
R	16	GEORGE PARROS	74	6:15	5	5	10	8	135	0	0	0	47	10.6	
L	18	DREW MILLER	27	12:59	4	6	10	0	17	0	0	0	45	8.9	
C	17	^PETTERI NOKELAINEN	50	11:15	4	5	9	2	16	0	1	0	56	7.1	
C	20	RYAN CARTER	48	9:05	3	6	9	3	52	0	0	1	40	7.5	
D	3	BRET HEDICAN	51	16:18	1	5	6	-7	36	0	0	0	40	2.5	
D	23	FRANCOIS BEAUCHEMIN	20	24:54	4	1	5	-3	12	0	0	2	45	8.9	
D	53	*BRETT FESTERLING	40	16:40	0	5	5	5	18	0	0	0	15	0.0	
R	13	^MIKE BROWN	48	8:08	2	2	4	-7	145	0	0	2	44	4.5	
D	21	^SHELDON BROOKBANK	44	12:07	1	3	4	4	76	0	0	0	30	3.3	
D	60	*BRENDAN MIKKELSON	34	13:56	0	2	2	0	17	0	0	0	19	0.0	
D	55	*BRIAN SALCIDO	2	12:17	0	1	1	2	0	0	0	0	1	0.0	
L	64	*MATT BELESKEY	2	11:09	0	0	0	0	0	0	0	0	0	0.0	
R	50	*TROY BODIE	4	8:08	0	0	0	0	0	0	0	0	5	0.0	
NO.	GOALTENDER	GPI	MINS	AVG	W	L	OT	EN	SO	GA	SA	SV%	G	A	PIM
1	JONAS HILLER	46	2486	2.39	23	15	1	6	4	99	1217	.919	0	0	0
35	J.S. GIGUERE	46	2458	3.10	19	18	6	3	2	127	1274	.900	0	0	4
<b>ANA GOALTENDING TOTALS</b>		<b>82</b>	<b>4988</b>	<b>2.83</b>	<b>42</b>	<b>33</b>	<b>7</b>	<b>9</b>	<b>6</b>	<b>235</b>	<b>2500</b>	<b>.906</b>			

\* Rookie ^ Acquired Midseason

## 2007-08 FINAL STATISTICS

POS	NO.	PLAYER	GP	TOI	G	A	PTS	+/-	PIM	PP	SH	GW	S	PGT	
C	15	RYAN GETZLAF	77	19:38	24	58	82	32	94	4	1	2	185	13.0	
R	10	COREY PERRY	70	17:57	29	25	54	12	108	11	0	4	200	14.5	
L	14	CHRIS KUNITZ	82	16:54	21	29	50	8	80	7	1	6	196	10.7	
D	25	CHRIS PRONGER	72	26:00	12	31	43	1-	128	8	0	4	182	6.6	
R	4	TODD BERTUZZI	68	16:27	14	26	40	8	97	4	0	2	121	11.6	
D	11	MATHIEU SCHNEIDER	65	22:17	12	27	39	22	50	5	0	2	139	8.6	
C	39	^DOUG WEIGHT	67	14:36	10	15	25	4	32	2	0	1	96	10.4	
D	27	SCOTT NIEDERMAYER	48	23:54	8	17	25	2-	16	7	0	3	87	9.2	
R	8	TEEMU SELANNE	26	18:07	12	11	23	5	8	7	0	2	87	13.8	
D	23	FRANCOIS BEAUCHEMIN	82	25:31	2	19	21	9-	59	0	0	2	144	1.4	
D	7	^MARC-ANDRE BERGERON	55	17:23	9	10	19	16-	20	8	0	1	108	8.3	
D	40	KENT HUSKINS	76	16:04	4	15	19	23	59	1	0	2	46	8.7	
C	22	TODD MARCHANT	75	14:49	9	7	16	3-	48	0	0	0	93	9.7	
C	44	ROB NIEDERMAYER	78	17:42	8	8	16	1	54	0	1	1	111	7.2	
C	26	SAMUEL PAHLSSON	56	18:46	6	9	15	2-	34	0	3	3	94	6.4	
R	54	*BOBBY RYAN	23	11:15	5	5	10	1-	6	3	0	0	37	13.5	
D	21	SEAN O'DONNELL	82	17:14	2	7	9	9	84	0	1	0	25	8.0	
C	20	^RYAN CARTER	34	10:29	4	4	8	2-	36	0	0	1	56	7.1	
L	32	TRAVIS MOEN	77	15:49	3	5	8	10-	81	0	1	1	98	3.1	
L	18	*DREW MILLER	26	11:11	2	3	5	1-	6	0	0	0	30	6.7	
D	33	JOE DIPENTA	23	10:39	1	4	5	3	16	0	0	0	5	20.0	
R	16	GEORGE PARROS	69	5:56	1	4	5	3	183	0	0	0	30	3.3	
L	24	BRAD MAY	61	6:37	3	1	4	2	53	0	0	2	34	8.8	
C	17	^BRIAN SUTHERBY	50	8:35	1	1	2	4-	64	0	0	0	49	2.0	
C	56	*PETTERI WIRTANEN	3	4:11	1	0	1	1	2	0	0	1	1	100.0	
R	28	MARK MOWERS	17	9:02	1	0	1	0	8	0	0	0	6	16.7	
C	48	*ANDREW EBBETT	3	13:18	0	0	0	3	2	0	0	0	3	.0	
D	20	MAXIM KONDRATIEV	4	7:30	0	0	0	2-	0	0	0	0	1	.0	
R	42	JASON KING	4	10:56	0	0	0	3-	0	0	0	0	2	.0	
C	20	GEOFF PLATT	5	11:17	0	0	0	2	2	0	0	0	4	.0	
NO.	GOALTENDER	GPI	MINS	AVG	W	L	OT	EN	SO	GA	SA	SV%	G	A	PIM
1	*JONAS HILLER	23	1223	2.06	10	7	1	0	0	42	578	.927	0	1	0
35	J.S. GIGUERE	58	3310	2.12	35	17	6	5	4	117	1508	.922	0	0	4
<b>ANA GOALTENDING TOTALS</b>		<b>82</b>	<b>5007</b>	<b>2.20</b>	<b>47</b>	<b>27</b>	<b>8</b>	<b>6</b>	<b>4</b>	<b>179</b>	<b>1930</b>	<b>.907</b>			

\* Rookie ^ Acquired Midseason



# YEAR-BY-YEAR FINAL STATISTICS



## 2006-07 FINAL STATISTICS

POS	NO.	PLAYER	GP	TOI	G	A	PTS	+/-	PIM	PP	SH	GW	S	PCTG
R	8	TEEMU SELANNE	82	17:41	48	46	94	26	82	25	0	10	257	18.7
C	19	ANDY MCDONALD	82	17:35	27	51	78	16	46	8	0	3	252	10.7
D	27	SCOTT NIEDERMAYER	79	27:30	15	54	69	6	86	9	0	3	172	8.7
L	14	CHRIS KUNITZ	81	17:03	25	35	60	23	81	11	0	5	180	13.9
C	25	CHRIS PRONGER	66	27:05	13	46	59	27	69	8	0	2	166	7.8
D	15	RYAN GETZLAF	82	15:03	25	33	58	17	66	11	1	6	203	12.3
R	17	*DUSTIN PENNER	82	13:59	29	16	45	2-	58	9	0	5	204	14.2
R	10	COREY PERRY	82	12:28	17	27	44	12	55	4	0	3	194	8.8
D	23	FRANCOIS BEAUCHEMIN	71	25:28	7	21	28	7	49	2	0	0	128	5.5
C	26	SAMUEL PAHLSSON	82	17:21	8	18	26	4-	42	0	0	1	111	7.2
C	22	TODD MARCHANT	56	15:10	8	15	23	7	44	0	3	2	115	7.0
L	32	TRAVIS MOEN	82	14:48	11	10	21	4-	101	0	0	0	124	8.9
D	21	SEAN O'DONNELL	79	19:55	2	15	17	9	92	0	0	1	47	4.3
C	44	ROB NIEDERMAYER	82	16:38	5	11	16	8-	77	0	0	0	106	4.7
D	5	^ERIC JACKMAN	31	13:41	2	10	12	0	20	1	0	1	36	5.6
R	38	*RYAN SHANNON	53	10:38	2	9	11	2-	10	0	0	0	77	2.6
L	45	SHAWN THORNTON	48	8:26	2	7	9	3	88	0	0	0	60	3.3
D	33	JOE DIPENTA	76	12:09	2	6	8	1	48	0	0	1	33	6.1
L	24	^BRAD MAY	24	9:49	0	4	4	1-	21	0	0	0	22	0
C	13	^MARK HARTIGAN	12	10:46	1	2	3	1	6	1	0	0	15	6.7
D	40	KENT HUSKINS	33	14:04	0	3	3	3-	14	0	0	0	16	0
G	35	J.S. GIGUERE	56	57:56	0	2	2	0	0	0	0	0	0	0
R	16	^GEORGE PARROS	34	5:03	1	0	1	3-	102	0	0	0	19	5.3
G	29	^SEBASTIEN CARON	2	44:05	0	0	0	0	0	0	0	0	0	0
G	30	ILYA BRYZGALOV	27	55:52	0	0	0	0	0	0	0	0	0	0

SW#	GOALTENDER	GPI	MINS	AVG	W	L	OT	EN	SO	GA	SA	SV %	G	A	PIM
29	SEBASTIEN CARON	1	28	2.14	0	0	0	1	0	1	6	.833	0	0	0
35	J.S. GIGUERE	56	3245	2.26	36	10	8	1	4	122	1490	.918	0	2	0
30	ILYA BRYZGALOV	27	1509	2.47	10	8	6	0	1	62	668	.907	0	0	0
31	*MICHAEL WALL	4	202	2.97	2	2	0	1	0	10	81	.877	0	1	0

ANA GOALTENDING TOTALS	82	5010	2.37	48	20	14	3	5	198	2248	.912
------------------------	----	------	------	----	----	----	---	---	-----	------	------

\* Rookie ^ Acquired Midseason

## 2005-06 FINAL STATISTICS

POS	NO.	PLAYER	GP	TOI	G	A	PTS	+/-	PIM	PP	SH	GW	S	PCTG
R	13	TEEMU SELANNE	80	17:47	40	50	90	28	44	18	0	5	267	15.0
C	19	ANDY MCDONALD	82	16:48	34	51	85	24	32	13	0	7	229	14.8
D	27	SCOTT NIEDERMAYER	82	25:30	13	50	63	8	96	9	0	3	181	7.2
R	15	JOFFREY LUPUL	81	16:37	28	25	53	13-	48	12	2	2	296	9.5
L	38	*CHRIS KUNITZ	69	13:53	19	22	41	16	71	5	1	2	149	12.8
C	44	ROB NIEDERMAYER	76	17:52	15	24	39	5-	89	4	1	2	140	10.7
C	51	*RYAN GETZLAF	57	12:34	14	25	39	6	22	10	0	1	116	12.1
D	23	*FRANCOIS BEAUCHEMIN	72	23:09	8	28	36	2	52	4	0	3	137	5.8
C	22	TODD MARCHANT	79	17:15	9	25	34	2	66	0	0	0	132	6.8
R	17	JONATHAN HEDSTROM	79	16:16	13	14	27	2	48	2	2	5	99	13.1
R	61	*COREY PERRY	56	11:34	13	12	25	1	50	4	0	2	98	13.3
L	29	TODD FEDORUK	76	8:24	4	19	23	6	174	0	0	1	69	5.8
C	26	SAMUEL PAHLSSON	82	16:30	11	10	21	1-	34	0	3	1	116	9.5
D	24	RUSLAN SALEI	78	22:30	1	18	19	17	114	0	0	0	108	.9
L	12	JEFF FRIESEN	51	13:22	4	7	11	15-	32	0	0	1	75	5.3
D	21	SEAN O'DONNELL	78	16:33	2	9	11	6	147	0	0	0	33	6.1
D	33	JOE DIPENTA	72	13:31	2	6	8	8	46	0	0	0	27	7.4
D	5	VITALY VISHNEVSKI	82	16:25	1	7	8	8	91	0	0	0	90	1.1
L	32	TRAVIS MOEN	39	11:02	4	1	5	3-	72	0	0	0	28	14.3
D	6	JASON MARSHALL	23	11:46	0	4	4	2	34	0	0	0	25	0
G	30	*ILYA BRYZGALOV	31	51:17	0	2	2	0	4	0	0	0	0	0
G	35	J.S.GIGUERE	60	57:10	0	0	0	0	20	0	0	0	0	0

SW#	GOALTENDER	GPI	MINS	AVG	W	L	T	EN	SO	GA	SA	SV%	G	A	PIM
30	*ILYA BRYZGALOV	31	1575	2.51	13	12	1	2	1	66	733	.910	0	2	4
35	J.S. GIGUERE	60	3381	2.66	30	15	11	4	2	150	1692	.911	0	0	20

ANA GOALTENDING TOTALS	82	4987	2.67	43	27	12	6	3	222	2431	.909
------------------------	----	------	------	----	----	----	---	---	-----	------	------

\* Rookie ^ Acquired Midseason

## 2003-04 FINAL STATISTICS

POS	NO.	PLAYER	GP	TOI	G	A	PTS	+/-	PIM	PP	SH	GW	GT	S	PCTG
C	91	SERGEI FEDOROV	80	21:04	31	34	65	5-	42	9	2	6	1	268	11.6
L	40	VACLAV PROSPAL	82	18:37	19	35	54	9-	54	7	0	4	1	185	10.3
R	39	PETR SYKORA	81	17:57	23	29	52	9-	34	6	0	2	0	277	8.3
C	20	STEVE RUCCHIN	82	19:46	20	23	43	14-	12	9	1	1	0	148	13.5
C	15	*JOFFREY LUPUL	75	13:36	13	21	34	6-	28	4	0	2	1	137	9.5
C	19	ANDY MCDONALD	79	16:33	9	21	30	13-	24	2	1	1	1	162	5.6



# YEAR-BY-YEAR FINAL STATISTICS

C	44	ROB NIEDERMAYER	55	19:28	12	16	28	6-	34	6	0	2	1	111	10.8
D	28	NICLAS HAVELID	79	22:38	6	20	26	28-	28	5	0	3	0	122	4.9
D	14	MARTIN SKOULA	79	18:22	4	21	25	5	32	1	0	0	1	84	4.8
C	26	SAMUEL PAHLSSON	82	16:51	8	14	22	2-	52	1	0	2	0	134	6.0
L	10	JASON KROG	80	11:58	6	12	18	4-	16	1	0	1	0	111	5.4
L	23	STANISLAV CHISTOV	56	12:19	2	16	18	16-	26	2	0	0	0	70	2.9
D	5	VITALY VISHNEVSKI	73	17:09	6	10	16	0	51	0	0	0	0	86	7.0
D	8	SANDIS OZOLINSH	36	19:56	5	11	16	7-	24	1	0	2	1	58	8.6
D	24	RUSLAN SALEI	82	23:41	4	11	15	1-	110	0	1	2	0	145	2.8
L	27	PETR SCHASTLIVY	65	10:08	4	4	8	4-	18	1	0	2	0	85	4.7
D	3	KEITH CARNEY	69	21:42	2	5	7	5-	42	1	0	0	0	58	3.4
L	38	*CHRIS KUNITZ	21	9:07	0	6	6	1	12	0	0	0	0	31	.0
L	12	MIKE LECLERC	10	15:37	1	3	4	1-	4	0	0	0	0	19	5.3
D	4	LANCE WARD	46	8:40	0	4	4	1-	94	0	0	0	0	26	.0
L	17	*CAM SEVERSON	31	7:21	3	0	3	3-	50	1	0	0	0	24	12.5
L	55	GARRETT BURNETT	39	3:35	1	2	3	0	184	0	0	0	0	24	4.2
C	18	*MIKAEL HOLMQUIST	21	8:23	2	0	2	6-	25	0	0	0	0	18	11.1
C	46	*TONY MARTENSSON	6	6:58	1	1	2	2-	0	0	0	0	4	25.0	
G	35	J.S. GIGUERE	55	58:22	0	2	2	0	4	0	0	0	0	0	.0
D	41	CHRIS ARMSTRONG	4	12:32	0	1	1	1-	0	0	0	0	0	8	.0
L	22	ALEXEI SMIRNOV	8	7:17	0	1	1	0	2	0	0	0	0	8	.0
G	30	*ILYA BRYZGALOV	1	60:29	0	0	0	0	0	0	0	0	0	0	.0
D	33	*MARK POPOVIC	1	13:48	0	0	0	0	0	0	0	0	0	1	.0
L	48	CASEY HANKINSON	4	6:20	0	0	0	0	4	0	0	0	0	0	.0
R	21	DAN BYLSMA	11	7:04	0	0	0	3-	0	0	0	0	0	6	.0
G	29	MARTIN GERBER	32	53:04	0	0	0	0	4	0	0	0	0	0	.0

SW#	GOALTENDER	GPI	MINS	AVG	W	L	T	EN	SO	GA	SA	SV%	G	A	PIM
30	*ILYA BRYZGALOV	1	60	2.00	1	0	0	0	0	2	28	.929	0	0	0
29	MARTIN GERBER	32	1698	2.26	11	12	4	3	2	64	785	.918	0	0	4
35	J.S. GIGUERE	55	3210	2.62	17	31	6	4	3	140	1623	.914	0	2	4

## ANA GOALTENDING TOTALS

\* Rookie

## 2002-03 FINAL STATISTICS

POS	NO.	PLAYER	GP	TOI	G	A	PTS	+/-	PIM	PP	SH	GW	GT	S	PGCTG
L	9	PAUL KARIYA	82	20:17	25	56	81	3-	48	11	1	2	1	257	9.7
R	39	PETR SYKORA	82	18:28	34	25	59	7-	24	15	1	5	1	299	11.4
C	20	STEVE RUCCHIN	82	21:05	20	38	58	14-	12	6	1	4	0	194	10.3
C	77	ADAM OATES	67	18:38	9	36	45	1-	16	4	0	2	0	67	13.4
D	8	SANDIS OZOLINSH	82	26:01	12	32	44	6-	56	6	0	3	0	137	8.8
D	28	NICLAS HAVELID	82	22:29	11	22	33	5	30	4	0	5	0	169	6.5
R	32	STEVE THOMAS	81	12:53	14	16	30	10	53	1	0	4	0	118	11.9
L	23	*STANISLAV CHISTOV	79	13:35	12	18	30	4	54	3	0	2	0	114	10.5
L	12	MIKE LECLERC	57	16:56	9	19	28	8-	34	1	0	4	0	122	7.4
L	10	JASON KROG	67	13:47	10	15	25	1	12	0	1	1	0	92	10.9
C	44	ROB NIEDERMAYER	66	17:05	10	12	22	10-	57	3	0	1	0	125	8.0
D	3	KEITH CARNEY	81	22:33	4	18	22	8	65	0	0	1	2	87	4.6
C	19	ANDY MCDONALD	46	18:30	10	11	21	1-	14	3	0	1	0	92	10.9
R	18	PATRIC KJELLBERG	76	15:37	8	11	19	9-	16	2	1	2	0	95	8.4
C	26	SAMUEL PAHLSSON	34	13:19	4	11	15	10	18	0	1	2	0	28	14.3
D	24	RUSLAN SALEI	61	21:53	4	8	12	2	78	0	0	0	0	93	4.3
D	2	FREDRIK OLAUSSON	44	14:26	2	6	8	0	22	2	0	1	0	38	5.3
D	5	VITALY VISHNEVSKI	80	14:10	2	6	8	8-	76	0	1	0	0	65	3.1
C	11	MARC CHOUINARD	70	9:24	3	4	7	9-	40	0	1	0	0	52	5.8
L	22	*ALEXEI SMIRNOV	44	8:49	3	2	5	1-	18	0	0	1	0	46	6.5
D	4	LANCE WARD	65	8:14	3	2	5	6-	121	0	0	1	0	52	5.8
R	21	DAN BYLSMA	39	9:28	1	4	5	1-	12	0	0	0	0	23	4.3
L	25	KEVIN SAWYER	31	6:05	2	1	3	2-	115	0	0	0	0	11	18.2
D	34	*KURT SAUER	80	18:32	1	2	3	23-	74	0	0	0	0	50	2.0
G	29	MARTIN GERBER	22	54:41	0	1	1	0	0	0	0	0	0	0	.0
G	35	J.S. GIGUERE	65	58:04	0	0	0	0	8	0	0	0	0	0	.0

SW#	GOALTENDER	GPI	MINS	AVG	W	L	T	EN	SO	GA	SA	SV%	G	A	PIM
29	MARTIN GERBER	22	1203	1.95	6	11	3	4	1	39	548	.929	0	1	0
35	J.S. GIGUERE	65	3775	2.30	34	22	6	5	8	145	1820	.920	0	0	8

## ANA GOALTENDING TOTALS

\* Rookie

## 2001-02 FINAL STATISTICS

POS	NO.	PLAYER	GP	G	A	PTS	+/-	PIM	PP	SH	GW	GT	SH	%	SHFT	TOI
L	9	PAUL KARIYA	82	32	25	57	15-	28	11	0	8	1	289	11.1	24.9	22:12
C	17	MATT CULLEN	79	18	30	48	1-	24	3	1	4	0	164	11.0	21.4	17:00
L	12	MIKE LECLERC	82	20	24	44	12-	107	8	0	4	0	178	11.2	21.0	17:22
L	11	JEFF FRIESEN	81	17	26	43	1-	44	1	1	0	0	161	10.6	22.0	17:59

# YEAR-BY-YEAR FINAL STATISTICS



D	10	OLEG TVERDOVSKY	73	6	26	32	0	31	2	0	1	0	147	4.1	25.0	22:50
L	19	*ANDY McDONALD	53	7	21	28	2	10	2	0	3	0	79	8.9	19.5	15:58
C	13	GERMAN TITOV	66	13	14	27	4	36	1	0	2	0	63	20.6	16.2	12:28
D	33	JASON YORK	74	5	20	25	11-	60	3	0	2	0	104	4.8	23.3	19:19
C	20	STEVE RUCCHIN	38	7	16	23	3-	6	4	0	1	0	57	12.3	24.0	19:17
C	26	SAMUEL PAHLSSON	80	6	14	20	16-	26	1	1	0	0	99	6.1	20.3	16:24
R	18	PATRIC KJELLBERG	77	8	11	19	12-	16	4	0	0	0	88	9.1	20.4	17:04
R	21	DAN BYLSMA	77	8	9	17	5	28	0	1	2	0	72	11.1	15.9	11:36
D	3	KEITH CARNEY	60	5	9	14	14	30	0	0	1	0	66	7.6	26.1	20:46
D	7	PAVEL TRNKA	71	2	11	13	5-	66	1	0	0	0	78	2.6	21.7	17:03
D	24	RUSLAN SALEI	82	4	7	11	10-	97	0	0	1	0	96	4.2	25.6	21:25
C	32	MARC CHOUINARD	45	4	5	9	2	10	0	0	0	0	40	10.0	15.4	10:35
L	27	DENNY LAMBERT	73	2	5	7	1	213	0	0	0	0	51	3.9	10.3	6:59
R	23	SERGEI KRIVOKRASOV	26	2	3	5	2-	36	0	0	1	0	51	3.9	16.5	12:07
D	28	NICLAS HAVELID	52	1	2	3	13-	40	0	0	0	0	45	2.2	21.3	17:00
L	29	*TIMO PARSSINEN	17	0	3	3	0	2	0	0	0	0	16	.0	14.7	11:44
D	5	VITALY VISHNEVSKI	74	0	3	3	10-	60	0	0	0	0	54	.0	22.3	17:35
L	25	KEVIN SAWYER	57	1	1	2	4-	221	0	0	0	0	29	3.4	8.8	5:47
D	36	DREW BANNISTER	1	0	0	0	0	0	0	0	0	0	1	.0	19.0	13:19
D	4	ANNTI-JUSSI NIEMI	1	0	0	0	1-	0	0	0	0	0	0	.0	14.0	9:53
G	30	*ILYA BRYZGALOV	1	0	0	0	0	0	0	0	0	0	0	.0	2.0	32:02
D	37	ARIS BRIMANIS	5	0	0	0	1-	9	0	0	0	0	2	.0	13.4	9:31
G	31	STEVE SHIELDS	33	0	0	0	0	4	0	0	0	0	0	.0	3.4	53:51
G	35	J.S. GIGUERE	53	0	0	0	0	28	0	0	0	0	0	.0	3.8	58:53

SW#	GOALTENDER	GPI	MINS	AVG	W-L-T	EN	SO	GA	SA	SV%	G	A	PIM
30	*ILYA BRYZGALOV	1	32	1.88	0-0-0	0	0	1	12	.917	0	0	0
35	J.S. GIGUERE	53	3127	2.13	20-25-6	3	4	111	1384	.920	0	0	28
31	STEVE SHIELDS	33	1777	2.67	9-20-2	4	0	79	850	.907	0	0	4

## ANA GOALTENDING TOTALS

82 4976 2.39 29-45-8 7 5 198 2253 .912

STEVE SHIELDS and J.S. GIGUERE shared a shutout vs. CGY on Dec 8, 2001 \* Rookie

## 2000-01 FINAL STATISTICS

POS	NO.	PLAYER	GP	G	A	PTS	+/-	PIM	PP	SH	GW	GT	SH	5%	SHFT	TOI
L	9	PAUL KARIYA	66	33	34	67	9-	20	18	3	3	0	230	14.3	24.8	23:01
D	10	OLEG TVERDOVSKY	82	14	39	53	11-	32	8	0	3	2	188	7.4	28.4	24:24
L	11	JEFF FRIESEN (SJ)	64	12	24	36	7+	56	2	0	1	0	120	10.0		
		(ANA)	15	2	10	12	2-	10	2	0	0	0	29	6.9		
		(TOTAL)	79	14	34	48	5	66	4	0	1	0	149	9.4	25.7	21:27
L	16	MARTY McINNIS	75	20	22	42	21-	40	10	0	1	0	136	14.7	23.5	18:29
C	17	MATT CULLEN	82	10	30	40	23-	38	4	0	1	0	159	6.3	23.5	18:14
C	15	TONY HRKAC	80	13	25	38	0	29	0	0	0	0	88	14.8	17.2	13:46
L	12	MIKE LECLERC	54	15	20	35	1-	26	3	0	3	2	130	11.5	22.8	17:35
C	13	GERMAN TITOV	71	9	11	20	21-	61	1	0	0	0	78	11.5	20.5	15:53
L	18	*PETR TENKRAT	46	5	9	14	11-	16	0	0	2	1	79	6.3	16.7	12:48
D	28	NICLAS HAVELID	47	4	10	14	6-	34	2	0	1	0	69	5.8	27.8	21:51
R	19	JIM CUMMINS	79	5	6	11	11-	167	0	0	1	0	45	11.1	10.1	7:14
D	25	MIKE CROWLEY	39	1	10	11	16-	20	0	0	1	0	45	2.2	23.2	17:21
D	5	VITALY VISHNEVSKI	76	1	10	11	1-	99	0	0	0	0	49	2.0	25.5	19:13
D	27	PASCAL TREPANIER	57	6	4	10	12-	73	3	0	0	1	86	7.0	22.2	16:47
L	21	DAN BYLSMA	82	1	9	10	12-	22	0	0	0	0	50	2.0	16.4	11:44
C	26	*SAMUEL PAHLSSON														
		(BOS)	17	1	1	2	5-	6	0	0	0	0	13	7.7		
		(ANA)	59	3	4	7	9-	13	1	1	1	0	46	6.5		
		(TOTAL)	76	4	5	9	14-	20	1	1	1	0	59	6.8	16.6	14:13
C	20	STEVE RUCCHIN	16	3	5	8	5-	10	0	2	0	0	19	15.8	23.3	18:47
D	7	PAVEL TRNKA	59	1	7	8	12-	42	0	0	0	0	59	1.7	26.8	20:06
C	32	*MARC CHOUINARD	44	3	4	7	5-	12	0	0	1	0	26	11.5	12.4	7:49
D	24	RUSLAN SALEI	50	1	5	6	14-	70	0	0	0	0	73	1.4	27.0	20:39
C	22	JONAS RONNQVIST	38	0	4	4	7-	14	0	0	0	0	30	.0	14.7	10:37
C	14	ANNTI AALTO	12	1	1	2	1	2	0	0	0	0	18	5.6	15.3	10:36
D	40	*ANNTI-JUSSI NIEMI	28	1	1	2	6-	22	0	0	0	0	18	5.6	22.6	15:56
G	35	J.S. GIGUERE	34	0	2	2	0	8	0	0	0	0	0	.0	3.6	59:44
C	11	*ANDY McDONALD	16	1	0	1	0	6	0	0	0	0	21	4.8	15.3	11:10
L	46	KEVIN SAWYER	9	0	1	1	1-	27	0	0	0	0	6	.0	10.1	6:30
L	37	*BOB WREN	1	0	0	0	1-	0	0	0	0	0	0	.0	15.0	11:41
G	1	*GREGG NAUMENKO	2	0	0	0	0	2	0	0	0	0	0	.0	2.0	35:03

SW#	GOALTENDER	GPI	MINS	AVG	W-L-T	EN	SO	GA	SA	SV%	G	A	PIM
35	J.S. GIGUERE	34	2031	2.57	11-17-5	3	4	87	976	.911	0	2	8
30	DOMINIC ROUSSEL	13	653	2.85	2-5-2	2	0	31	295	.895	0	0	0
31	GUY HEBERT	41	2215	3.12	12-23-4	0	2	115	1112	.897	0	0	0
1	*GREGG NAUMENKO	2	70	6.00	0-1-0	0	0	7	29	.759	0	0	2

## ANA GOALTENDING TOTALS

82 4995 2.94 25-46-11 5 6 245 2417 .899 0 2 10

\* Rookie

# YEAR-BY-YEAR FINAL STATISTICS

## 1999-00 FINAL STATISTICS

POS	NO.	PLAYER	GP	G	A	PTS	+/-	PIM	PP	SH	GW	GT	S	PCTG
LW	9	PAUL KARIYA	74	42	44	86	+22	24	11	3	3	0	324	13.0
RW	8	TEEMU SELANNE	79	33	52	85	6	12	8	0	6	2	236	14.0
C	20	STEVE RUCCHIN	71	19	38	57	9	16	10	0	2	2	131	14.5
D	10	OLEG TVERDOVSKY	82	15	36	51	5	30	5	0	5	0	153	9.8
C	11	KIP MILLER (PIT)	44	4	15	19	-1	10	0	0	1	0	50	8.0
		(ANA)	30	6	17	23	1	4	2	0	1	0	32	18.8
		(TOTAL)	74	10	32	42	0	14	2	0	2	0	82	12.2
C	17	MATT CULLEN	80	13	26	39	5	24	1	0	1	0	137	9.5
D	2	FREDRIK OLAUSSON	70	15	19	34	-13	28	8	0	1	1	120	12.5
C	22	JORGEN JONSSON (NYI)	68	11	17	28	-6	16	1	2	0	0	95	11.6
		(ANA)	13	1	2	3	-2	0	0	0	1	0	21	4.8
		(TOTAL)	81	12	19	31	-8	16	1	2	1	0	116	10.3
L	21	TED DONATO	81	11	19	30	-3	26	2	0	3	0	138	8.0
L	16	MARTY MCINNIS	62	10	18	28	-4	26	2	1	2	0	129	7.8
R	29	LADISLAV KOHN*	77	5	16	21	-17	27	1	0	1	1	123	4.1
L	12	MIKE LECLERC	69	8	11	19	-15	70	0	0	2	0	105	7.6
R	19	JEFF NIELSEN	79	8	10	18	4	14	1	0	0	0	113	7.1
C	14	ANTTI AALTO	63	7	11	18	-13	26	1	0	1	0	102	6.9
D	7	PAVEL TRNKA	57	2	15	17	-12	34	0	0	0	1	54	3.7
C	15	TONY HRKAC	67	4	9	13	-3	8	1	0	0	0	39	10.3
D	24	RUSLAN SALEI	71	5	5	10	3	94	1	0	0	0	116	4.3
D	28	NICLAS HAVELID	50	2	7	9	0	20	0	0	2	0	70	2.9
D	5	KEVIN HALLER	67	3	5	8	-8	61	0	0	2	0	50	6.0
RW	33	ED WARD (ATL)	44	5	1	6	-5	44	0	2	0	0	51	9.8
		(ANA)	8	1	0	1	-2	15	0	0	0	0	5	20.0
		(TOTAL)	52	6	1	7	-7	59	0	2	0	0	56	10.7
D	27	PASCAL TREPANIER	37	0	4	4	2	54	0	0	0	0	33	0.0
LW	32	STU GRIMSON	50	1	2	3	0	116	0	0	0	0	14	7.1
D	23	JASON MARSHALL	55	0	3	3	-10	88	0	0	0	0	41	0.0
D	6	VITALY VISHNEVSKI*	31	1	1	2	0	26	1	0	0	0	17	5.9
G	31	GUY HEBERT	68	0	2	2	0	2	0	0	0	0	0	0.0
LW	18	MAXIM BALMOCHNYKH*	6	0	1	1	2	2	0	0	0	0	6	0.0
LW	26	JEREMY STEVENSON	3	0	0	0	-1	7	0	0	0	0	2	0.0
RW	25	FRANK BANHAM*	3	0	0	0	0	2	0	0	0	0	4	0.0
G	30	DOMINIC ROUSSEL	20	0	0	0	0	6	0	0	0	0	0	0.0
<b>NO.</b>	<b>GOALTENDER</b>	<b>GP</b>	<b>MIN</b>	<b>GAA</b>	<b>W-L-T</b>	<b>EN</b>	<b>SO</b>	<b>GA</b>	<b>SHOTS</b>	<b>SV%</b>	<b>G</b>	<b>A</b>	<b>PIM</b>	
31	GUY HEBERT	68	3976	2.51	28-31-9	8	4	166	1805	.908	0	2	2	
30	DOMINIC ROUSSEL	20	988	3.16	6-5-3	1	1	52	445	.883	0	0	6	
<b>TEAM TOTALS</b>			<b>82</b>	<b>4992</b>	<b>2.73</b>	<b>34-36-12</b>	<b>9</b>	<b>5</b>	<b>227</b>	<b>2259</b>	<b>.900</b>	<b>0</b>	<b>2</b>	<b>8</b>

\* Rookie

## 1998-99 FINAL STATISTICS

POS	NO.	PLAYER	GP	G	A	PTS	+/-	PIM	PP	SH	GW	GT	S	PCTG
RW	8	TEEMU SELANNE	75	47	60	107	18	30	25	0	7	1	281	16.7
LW	9	PAUL KARIYA	82	39	62	101	17	40	11	2	4	0	429	9.1
C	20	STEVE RUCCHIN	69	23	39	62	11	22	5	1	5	1	145	15.9
D	2	FREDRIK OLAUSSON	74	16	40	56	17	30	10	0	2	0	121	13.2
LW	16	MARTY MCINNIS (CGY)	6	1	1	2	-1	6	0	0	0	0	7	14.3
		(ANA)	75	18	34	52	-14	36	11	1	5	0	139	12.9
		(TOTAL)	81	19	35	54	-15	42	11	1	5	0	146	13.0
RW	17	TOMAS SANDSTROM	58	15	17	32	-5	42	7	0	2	0	107	14.0
C	39	TRAVIS GREEN	79	13	17	30	-7	81	3	1	2	0	165	7.9
C	11	MATT CULLEN	75	11	14	25	-12	47	5	1	1	1	112	9.8
D	24	RUSLAN SALEI	74	2	14	16	1	65	1	0	0	0	123	1.6
C	18	TED DRURY	75	5	6	11	2	83	0	0	0	0	79	6.3
LW	33	JIM MCKENZIE	73	5	4	9	-18	99	1	0	1	0	59	8.5
RW	19	JEFF NIELSEN	80	5	4	9	-12	34	0	0	2	0	94	5.3
C	22	JOHAN DAVIDSSON*	64	3	5	8	-9	14	1	0	1	0	48	6.3
C	14	ANTTI AALTO*	73	3	5	8	-12	24	2	0	0	0	61	4.9
D	23	JASON MARSHALL	72	1	7	8	-5	142	0	0	0	0	63	1.6
D	5	KEVIN HALLER	82	1	6	7	-1	122	0	0	0	0	64	1.6
D	27	PASCAL TREPANIER*	45	2	4	6	0	48	0	0	1	0	49	4.1
D	25	MIKE CROWLEY*	20	2	3	5	-10	16	1	0	1	0	41	4.9
D	7	PAVEL TRNKA	63	0	4	4	-6	60	0	0	0	0	50	.0
LW	32	STU GRIMSON	73	3	0	3	0	158	0	0	1	0	10	30.0
D	4	JAMIE PUSHOR	70	1	2	3	-20	112	0	0	0	0	75	1.3
D	21	SCOTT FERGUSON*	2	0	1	1	0	0	0	0	0	0	1	.0
G	31	GUY HEBERT	69	0	1	1	0	0	0	0	0	0	0	.0
C	10	JOSEF MARHA	10	0	1	1	-4	0	0	0	0	0	13	.0
D	34	DANIEL TREBIL	6	0	0	0	-2	0	0	0	0	0	1	.0
LW	12	MIKE LECLERC*	7	0	0	0	-2	4	0	0	0	0	1	.0
G	30	DOMINIC ROUSSEL	18	0	0	0	0	0	0	0	0	0	0	.0

# YEAR-BY-YEAR FINAL STATISTICS



NO.	GOALTENDER	GP	MIN	GAA	W-L-T	EN	SO	GA	SHOTS	SV%	G	A	PIM
31	GUY HEBERT	69	4083	2.42	31-29-9	3	6	165	2114	.922	0	1	0
30	DOMINIC ROUSSEL	18	884	2.51	4-5-4	1	1	37	478	.923	0	0	0
<b>TEAM TOTALS</b>		<b>82</b>	<b>4990</b>	<b>2.48</b>	<b>35-34-13</b>	<b>4</b>	<b>7</b>	<b>206</b>	<b>2596</b>	<b>.921</b>	<b>0</b>	<b>1</b>	<b>0</b>

\* Rookie

## 1997-98 FINAL STATISTICS

POS	NO.	PLAYER	GP	G	A	PTS	+/-	PIM	PP	SH	GW	GT	S	PCTG
RW	8	TEEMU SELANNE	73	52	34	86	12	30	10	1	10	3	268	19.4
C	20	STEVE RUCCHINI	72	17	36	53	8	13	8	1	3	0	131	13.0
C	39	TRAVIS GREEN (NYI)	54	14	12	26	-19	66	8	0	2	1	99	14.1
		(ANA)	22	5	11	16	-10	16	1	0	0	1	4	11.9
		(TOTAL)	76	19	23	42	-29	82	9	0	2	2	141	13.5
D	15	DMITRI MIRONOV	66	6	30	36	-7	115	2	0	1	0	142	4.2
RW	48	SCOTT YOUNG	73	13	20	33	-13	22	4	2	1	0	187	7.0
LW	9	PAUL KARIYA	22	17	14	31	12	23	3	0	2	1	103	16.5
C	45	MATT CULLEN*	61	6	21	27	-4	23	2	0	0	0	75	8.0
C	10	SEAN PRONGER	62	5	15	20	-9	30	1	0	2	0	68	7.4
RW	14	JOE SACCO	55	8	11	19	-1	24	0	2	2	0	90	8.9
C	10	JOSEF MARHA* (COL)	11	2	5	7	0	4	0	0	0	0	10	20.0
		(ANA)	12	7	4	11	4	0	3	0	0	0	21	33.3
		(TOTAL)	23	9	9	18	4	4	3	0	0	0	31	29.0
D	36	J.J. DAIGNEAULT	53	2	15	17	-10	28	1	0	1	0	74	2.7
RW	17	TOMAS SANDSTROM	77	9	8	17	-25	64	2	1	0	1	136	6.6
C	13	TED DRURY	73	6	10	16	-10	82	0	1	0	0	110	5.5
D	24	RUSLAN SALEI	66	5	10	15	7	70	1	0	0	1	104	4.8
D	33	DAVID KARPA	78	1	11	12	-3	217	0	0	0	0	64	1.6
RW	29	FRANK BANHAM*	21	9	2	11	-6	12	1	0	0	2	43	20.9
C	12	KEVIN TODD	27	4	7	11	-5	12	3	0	1	0	30	13.3
LW	16	WARREN RYCHEL	63	5	6	11	-10	198	1	0	0	0	62	8.1
RW	19	JEFF NIELSEN*	32	4	5	9	-1	16	0	0	0	0	36	11.1
C	18	MARK JANSENS	55	4	5	9	-22	116	0	0	1	0	43	9.3
D	23	JASON MARSHALL	72	3	6	9	-8	189	1	0	0	0	68	4.4
D	4	JAMIE PUSHOR (DET)	54	2	5	7	2	71	0	0	0	0	43	4.7
		(ANA)	10	0	2	2	1	10	0	0	0	0	8	.0
		(TOTAL)	64	2	7	9	3	81	0	0	0	0	51	3.9
LW	40	JEREMY STEVENSON*	45	3	5	8	-4	101	0	0	1	0	43	7.0
D	5	DREW BANNISTER												
		(EDM)	34	0	2	2	-7	42	0	0	0	0	27	.0
		(ANA)	27	0	6	6	-2	47	0	0	0	0	23	.0
		(TOTAL)	61	0	8	8	-9	89	0	0	0	0	50	.0
D	7	PAVEL TRNKA*	48	3	4	7	-4	40	1	0	0	1	46	6.5
D	6	DOUG HOUDA (NYI)	31	1	2	3	-6	47	0	0	0	0	15	6.7
		(ANA)	24	1	2	3	-5	52	0	1	0	0	9	11.1
		(TOTAL)	55	2	4	6	-11	99	0	1	0	0	24	8.3
D	38	MIKE CROWLEY*	8	2	2	4	0	8	0	0	1	0	17	11.8
RW	46	J.F. JOMPHE	9	1	3	4	1	8	0	0	0	0	8	12.5
D	29	DARREN VAN IMPE	19	1	3	4	-10	4	0	0	0	0	21	4.8
RW	22	BRENT SEVERYN	37	1	3	4	-3	133	0	0	0	0	27	3.7
C	21	ESPEN KNUTSEN*	19	3	0	3	-10	6	1	0	0	1	21	14.3
RW	52	PETER LeBOUTILLIER*	12	1	1	2	-1	55	0	0	0	0	6	16.7
C	32	RICHARD PARK	15	0	2	2	-3	8	0	0	0	0	14	.0
LW	11	SHAWN ANTOSKI	9	1	0	1	1	18	0	0	0	0	6	16.7
D	34	DAN TREBIL	21	0	1	1	-8	2	0	0	0	0	11	.0
D	2	BOBBY DOLLAS	22	0	1	1	-12	27	0	0	0	0	11	.0
G	35	MIKHAIL SHTALENKOV	40	0	1	1	0	0	0	0	0	0	0	.0
G	31	GUY HEBERT	46	0	1	1	0	4	0	0	0	0	0	.0
LW	42	BARRY NIECKAR	1	0	0	0	0	2	0	0	0	0	0	.0
RW	36	TONY TUZZOLINO*	1	0	0	0	-2	2	0	0	0	0	0	.0
D	37	MARC MORO*	1	0	0	0	0	0	0	0	0	0	0	.0
LW	50	BOB WREN*	3	0	0	0	0	0	0	0	0	0	4	.0
C	44	ANTTI AALTO*	3	0	0	0	-1	0	0	0	0	0	1	.0
G	67	TOM ASKEY*	7	0	0	0	0	0	0	0	0	0	0	.0
LW	27	MIKE LECLERC*	7	0	0	0	-6	6	0	0	0	0	11	.0

NO.	GOALTENDER	GP	MIN	GAA	W-L-T	EN	SO	GA	SHOTS	SV%	G	A	PIM
67	TOM ASKEY*	7	273	2.64	0-1-2	2	0	12	113	.894	0	0	0
31	GUY HEBERT	46	2660	2.93	13-24-6	4	3	130	1339	.903	0	1	4
35	M. SHTALENKOV	40	2049	3.22	13-18-5	3	1	110	1031	.893	0	1	0
<b>TEAM TOTALS</b>		<b>82</b>	<b>5007</b>	<b>3.13</b>	<b>26-43-13</b>	<b>9</b>	<b>4</b>	<b>261</b>	<b>2492</b>	<b>.895</b>	<b>0</b>	<b>2</b>	<b>4</b>

\* Rookie

# YEAR-BY-YEAR FINAL STATISTICS

## 1996-97 FINAL STATISTICS

POS	NO.	PLAYER	GP	G	A	PTS	+/-	PIM	PP	SH	GW	GT	S	PGT
RW	8	TEEMU SELANNE	78	51	58	109	28	34	11	1	8	2	273	18.7
LW	9	PAUL KARIYA	69	44	55	99	36	6	15	3	10	0	340	12.9
C	20	STEVE RUCCHIN	79	19	48	67	26	24	6	1	2	1	153	12.4
D	15	DMITRI MIRONOV (PIT)	15	1	5	6	-4	24	0	0	1	0	19	5.3
		(ANA)	62	12	34	46	20	77	3	1	1	0	158	7.6
		(TOTAL)	77	13	39	52	16	101	3	1	2	0	177	7.3
C	17	JARI KURRI	82	13	22	35	-13	12	3	0	3	0	109	11.9
LW	23	BRIAN BELLOWS (TB)	7	1	2	3	-4	0	0	0	0	0	17	5.9
		(ANA)	62	15	13	28	-11	22	8	0	1	0	151	9.9
		(TOTAL)	69	16	15	31	-15	22	8	0	1	0	168	9.5
C	12	KEVIN TODD	65	9	21	30	-7	44	0	0	1	0	95	9.5
RW	14	JOE SACCO	77	12	17	29	1	35	1	1	2	0	131	9.2
D	36	J.J. DAIGNEAULT (PIT)	53	3	14	17	-5	36	0	0	1	0	49	6.1
		(ANA)	13	2	9	11	5	22	0	0	0	0	13	15.4
		(TOTAL)	66	5	23	28	0	58	0	0	1	0	62	8.1
D	29	DARREN VAN IMPE*	74	4	19	23	3	90	2	0	0	0	107	3.7
RW	46	JEAN-FRANCOIS JOMPHE	64	7	14	21	-9	53	0	1	0	0	81	8.6
C	13	TED DRURY	73	9	9	18	-9	54	1	0	2	1	114	7.9
D	2	BOBBY DOLLAS	79	4	14	18	17	55	1	0	1	1	96	4.2
LW	16	WARREN RYCHEL	70	10	7	17	6	218	1	1	1	0	59	16.9
C	54	SEAN PRONGER*	39	7	7	14	6	20	1	0	1	1	43	16.3
LW	18	GARRY VALK	53	7	7	14	-2	53	0	0	1	0	68	10.3
D	33	DAVE KARPA	69	2	11	13	11	210	0	0	1	0	90	2.2
RW	10	ROMAN OKSIUTA	28	6	7	13	-12	22	2	0	0	1	48	12.5
LW	22	KEN BAUMGARTNER	67	0	11	11	0	182	0	0	0	0	20	.0
D	4	FREDRIK OLAUSSON	20	2	9	11	-5	8	1	0	0	0	35	5.7
D	28	JASON MARSHALL	73	1	9	10	6	140	0	0	0	0	34	2.9
C	24	MARK JANSSENS (HFD)	54	2	4	6	-10	90	0	0	0	0	30	6.7
		(ANA)	12	0	2	2	-3	47	0	0	0	0	9	.0
		(TOTAL)	66	2	6	8	-13	137	0	0	0	0	39	5.1
C	32	ALEX HICKS	18	2	6	8	1	14	0	0	0	0	21	9.5
D	34	DAN TREBIL*	29	3	3	6	5	23	0	0	0	0	30	10.0
* Rookie														
LW	27	MIKE LECLERC*	5	1	1	2	2	0	0	0	1	0	3	33.3
C	32	RICHARD PARK (PIT)	1	0	0	0	-1	0	0	0	0	0	1	.0
		(ANA)	11	1	1	2	0	10	0	0	0	0	9	11.1
		(TOTAL)	12	1	1	2	-1	10	0	0	0	0	10	10.0
RW	11	VALERI KARPOV	9	1	0	1	-2	16	0	0	0	0	4	25.0
RW	52	PETER LEBOUTILLIER*	23	1	0	1	0	121	0	0	0	0	5	20.0
D	26	NIKOLAI TSULYGIN*	22	0	1	1	-5	8	0	0	0	0	10	.0
D	5	RUSLAN SALEI*	30	0	1	1	-8	37	0	0	0	0	14	.0
G	31	GUY HEBERT	67	0	1	1	0	4	0	0	0	0	0	.0
LW	19	SHAWN ANTOSKI (PIT)	13	0	0	0	0	49	0	0	0	0	3	.0
		(ANA)	2	0	0	0	1	2	0	0	0	0	0	.0
		(TOTAL)	15	0	0	0	1	51	0	0	0	0	3	.0
LW	40	JEREMY STEVENSON*	5	0	0	0	-1	14	0	0	0	0	1	.0
LW	42	BARRY NIECKAR	2	0	0	0	0	5	0	0	0	0	0	.0
RW	39	FRANK BANHAM*	3	0	0	0	-2	0	0	0	0	0	1	.0
RW	51	CRAIG REICHERT*	3	0	0	0	-2	0	0	0	0	0	3	.0
D	25	ADRIAN PAVSIC	6	0	0	0	-5	2	0	0	0	0	3	.0
G	35	MIKHAIL SHTALENKOV	24	0	0	0	0	4	0	0	0	0	0	.0
G	1	MICHAEL O'NEILL	1	0	0	0	0	0	0	0	0	0	0	.0

NO.	GOALTENDER	GP	MIN	GAA	W-L-T	EN	SO	GA	SHOTS	SV%	G	A	PIM
31	GUY HEBERT	67	3863	2.67	29-25-12	2	4	172	2133	.919	0	1	4
35	M. SHTALENKOV	24	1079	2.89	7-8-1	4	2	52	539	.904	0	0	4
1	MICHAEL O'NEILL	1	31	5.81	0-0-0	0	0	3	10	.700	0	0	0
<b>TOTALS</b>		<b>82</b>	<b>4994</b>	<b>2.80</b>	<b>36-33-13</b>	<b>6</b>	<b>6</b>	<b>233</b>	<b>2688</b>	<b>.913</b>	<b>0</b>	<b>1</b>	<b>8</b>

\* Rookie

## 1995-96 FINAL STATISTICS

POS	NO.	PLAYER	GP	G	A	PTS	+/-	PIM	PP	SH	GW	GT	S	PGT
LW	9	PAUL KARIYA	82	50	58	108	9	20	20	3	9	0	349	14.3
RW	8	TEEMU SELANNE (WPG)	51	24	48	72	3	18	6	1	4	0	163	14.7
		(ANA)	28	16	20	36	2	4	3	0	1	0	104	15.4
		(TOTAL)	79	40	68	108	5	22	9	1	5	0	267	15.0
RW	28	ROMAN OKSIUTA (VAN)	56	16	23	39	2	42	5	0	1	0	92	17.4
		(ANA)	14	7	5	12	2	18	6	0	0	0	27	25.9
		(TOTAL)	70	23	28	51	4	60	11	0	1	0	119	19.3
C	20	STEVE RUCCHIN	64	19	25	44	3	12	8	1	4	0	113	16.8
LW	25	TODD KRYGIER	60	9	28	37	-9	70	2	1	0	1	153	5.9
C	26	MIKE SILLINGER	62	13	21	34	-20	32	7	0	2	0	143	9.1



# YEAR-BY-YEAR FINAL STATISTICS



D	2	BOBBY DOLLAS	82	8	22	30	9	64	0	1	1	0	117	6.8
RW	14	JOE SACCO	76	13	14	27	1	40	1	2	2	1	132	9.8
C	93	ANATOLI SEMENOV (PHI)	44	3	13	16	3	14	0	0	2	0	55	5.5
		(ANA)	12	1	9	10	-4	10	0	0	0	0	24	4.2
		(TOTAL)	56	4	22	26	-1	24	0	0	2	0	79	5.1
C	22	SHAUN VAN ALLEN	49	8	17	25	13	41	0	0	2	0	78	10.3
LW	18	GARRY VALK	79	12	12	24	8	125	1	1	2	0	108	11.1
D	3	JASON YORK	79	3	21	24	-7	88	0	0	0	0	106	2.8
D	4	FREDRIK OLAUSSON												
		(EDM)	20	0	6	6	-14	14	0	0	0	0	20	.0
		(ANA)	36	2	16	18	7	24	1	0	0	0	63	3.2
		(TOTAL)	56	2	22	24	-7	38	1	0	0	0	83	2.4
D	10	OLEG TVERDOVSKY	51	7	15	22	0	35	2	0	0	0	84	8.3
C	32	ALEX HICKS	64	10	11	21	11	37	0	0	2	1	83	12.0
D	17	DAVE KARPA	72	3	16	19	-3	270	0	1	1	0	62	4.8
RW	21	PATRIK CARNBACK	34	6	12	18	3	34	1	0	0	0	54	11.1
LW	11	VALERI KARPOV	37	9	8	17	-1	10	0	0	1	0	42	21.4
RW	16	PETER DOURIS	31	8	7	15	-3	9	2	0	3	0	45	17.8
LW	12	DAVID SACCO*	23	4	10	14	1	18	2	0	0	0	26	15.4
RW	46	J.F. JOMPHE*	31	2	12	14	7	39	2	0	0	0	46	4.3
C	19	BOB CORKUM	48	5	7	12	0	26	0	0	1	0	88	5.7
C	8	CHAD KILGER*	45	5	7	12	-2	22	0	0	1	0	38	13.2
LW	42	DENNY LAMBERT*	33	0	8	8	-2	55	0	0	0	0	28	.0
RW	36	TODD EWEN	53	4	3	7	-5	285	0	0	1	0	52	7.7
LW	24	KEN BAUMGARTNER												
		(TOR)	60	2	3	5	-5	152	0	0	1	0	27	7.4
		(ANA)	12	0	1	1	0	41	0	0	0	0	5	.0
		(TOTAL)	72	2	4	6	-5	193	0	0	1	0	32	6.3
C	21	JIM CAMPBELL*	16	2	3	5	0	36	1	0	0	0	25	8.0
D	7	MILOS HOLAN	16	2	2	4	-12	24	0	0	0	0	47	4.3
D	29	RANDY LADOUCEUR	63	1	3	4	5	47	0	0	0	0	48	2.1
D	5	ROBERT DIRK	44	1	2	3	8	42	0	0	0	0	20	5.0
D	48	DARREN VAN IMPE*	16	1	2	3	8	14	0	0	1	0	13	7.7
RW	24	STEVEN KING	7	2	0	2	-1	15	1	0	1	0	5	40.0
G	35	M. SHTALENKOV	30	0	2	2	0	2	0	0	0	0	0	.0
C	15	VIACHESLAV BUTSAYEV	7	1	0	1	-4	0	0	0	0	0	9	11.1
RW	28	DWAYNE NORRIS*	3	0	1	1	0	2	0	0	0	0	3	.6
LW	40	JEREMY STEVENSON*	3	0	1	1	1	12	0	0	0	0	1	.0
C	54	SEAN PRONGER*	7	0	1	1	0	6	0	0	0	0	3	.0
D	23	JASON MARSHALL*	24	0	1	1	3	42	0	0	0	0	9	.0
C	27	JOHN LILLEY	1	0	0	0	-1	0	0	0	0	0	0	.0
D	6	DON MCSWEEN	4	0	0	0	0	4	0	0	0	0	1	.0
D	44	OLEG MIKULCHIK	8	0	0	0	-2	4	0	0	0	0	0	.0
G	31	GUY HEBERT	59	0	0	0	0	6	0	0	0	0	0	.0

NO.	GOALTENDER	GP	MIN	GAA	W-L-T	EN	SO	GA	SHOTS	SV%	G	A	PIM
31	GUY HEBERT	59	3326	2.83	28-23-5	3	4	157	1820	.914	0	0	6
35	M. SHTALENKOV	30	1637	3.12	7-16-3	2	0	85	814	.896	0	2	2
<b>TOTALS</b>		<b>82</b>	<b>4982</b>	<b>2.97</b>	<b>35-39-8</b>	<b>5</b>	<b>4</b>	<b>247</b>	<b>2639</b>	<b>.906</b>	<b>0</b>	<b>2</b>	<b>8</b>

\* Rookie

## 1994-95 FINAL STATISTICS

POS	NO.	PLAYER	GP	G	A	PTS	+/-	PIM	PP	SH	GW	GT	S	PCTG
LW	9	PAUL KARIYA*	47	18	21	39	-17	4	7	1	3	1	134	13.4
C	22	SHAUN VAN ALLEN	45	8	21	29	-4	32	1	1	1	0	68	11.8
C	47	STEPHAN LEBEAU	38	8	16	24	6	12	1	0	2	0	70	11.4
LW	25	TODD KRYGIER	35	11	11	22	1	10	1	0	1	0	90	12.2
RW	16	PETER DOURIS	46	10	11	21	4	12	0	0	4	0	69	14.5
RW	21	PATRIK CARNBACK	41	6	15	21	-8	32	0	0	0	0	58	10.3
D	2	BOBBY DOLLAS	45	7	13	20	-3	12	3	1	1	0	70	10.0
C	19	BOB CORKUM	44	10	9	19	-7	25	0	0	1	1	100	10.0
RW	14	JOE SACCO	41	10	8	18	-8	23	2	0	0	0	77	13.0
C	20	STEVE RUCCHIN*	43	6	11	17	7	23	0	0	0	0	59	10.2
RW	26	MIKE SILLINGER (DET)	13	2	6	8	3	2	0	0	0	0	11	10.0
		(ANA)	15	2	5	7	1	6	2	0	0	0	28	7.1
		(TOTAL)	28	4	11	15	4	8	2	0	0	0	39	10.3
D	10	OLEG TVERDOVSKY*	36	3	9	12	-6	14	1	1	0	0	26	11.5
LW	11	VALERI KARPOV*	30	4	7	11	-4	6	0	0	0	0	48	8.3
D	3	JASON YORK* (DET)	10	1	2	3	0	2	0	0	0	0	6	16.7
		(ANA)	15	0	8	8	4	12	0	0	0	0	22	.0
		(TOTAL)	25	1	10	11	4	14	0	0	0	0	28	3.6
D	7	MILOS HOLAN*	25	2	8	10	4	14	1	0	1	0	93	2.2
LW	18	GARRY VALK	36	3	6	9	-4	34	0	0	0	0	53	5.7
D	24	TOM KURVERS	22	4	3	7	-13	6	1	0	1	0	44	9.1

# YEAR-BY-YEAR FINAL STATISTICS

C	19	ANATOLI SEMENOV	15	3	4	7	-10	4	2	0	0	0	33	9.1
D	29	RANDY LADOUCEUR	44	2	4	6	2	36	0	0	0	42	4.8	
D	15	DAVE KARPA (QUE)	2	0	0	0	-1	0	0	0	0	1	.0	
		(ANA)	26	1	5	6	0	91	0	0	0	32	3.1	
		(TOTAL)	28	1	5	6	-1	91	0	0	0	33	3.0	
C	27	JOHN LILLEY*	9	2	2	4	2	5	1	0	0	10	20.0	
D	4	DAVID WILLIAMS	21	2	2	4	-5	26	0	0	1	30	6.7	
LW	42	DENNY LAMBERT*	13	1	3	4	3	4	0	0	0	14	7.1	
D	5	ROBERT DIRK	38	1	3	4	-3	56	0	0	0	15	6.7	
LW	8	TIM SWEENEY	13	1	1	2	-3	2	0	0	0	11	9.1	
LW	12	DAVID SACCO*	8	0	2	2	-3	0	0	0	0	5	.0	
D	3	MARK FERNER	14	0	1	1	-4	6	0	0	0	15	.0	
LW	32	STU GRIMSON	31	0	1	1	-7	110	0	0	0	14	.0	
D	48	DARREN VAN IMPER*	1	0	1	1	0	4	0	0	0	0	.0	
D	23	JASON MARSHALL*	1	0	0	0	-2	0	0	0	0	1	.0	
D	6	DON MCSWEEN	2	0	0	0	0	0	0	0	0	1	.0	
G	35	M. SHTALENKOV	18	0	0	0	0	2	0	0	0	0	.0	
RW	36	TODD EWEN	24	0	0	0	-2	93	0	0	0	14	.0	
G	31	GUY HEBERT	39	0	0	0	0	2	0	0	0	0	.0	

NO.	GOALTENDER	GP	MIN	GAA	W-L-T	EN	SO	GA	SHOTS	SV%	G	A	PIM
31	GUY HEBERT	39	2092	3.13	12-20-4	4	2	109	1132	.904	0	0	2
35	M. SHTALENKOV	18	810	3.63	4-7-1	2	0	49	448	.891	0	0	2

<b>TOTALS</b>		<b>48</b>	<b>2913</b>	<b>3.38</b>	<b>16-27-5</b>	<b>6</b>	<b>2</b>	<b>164</b>	<b>1586</b>	<b>.897</b>	<b>0</b>	<b>0</b>	<b>4</b>
---------------	--	-----------	-------------	-------------	----------------	----------	----------	------------	-------------	-------------	----------	----------	----------

\* Rookie

## 1993-94 FINAL STATISTICS

POS	NO.	PLAYER	GP	G	A	PTS	+/-	PIM	PP	SH	GW	GT	S	PCTG
R	25	TERRY YAKE	82	21	31	52	2	44	5	0	2	0	188	11.2
C	20	BOB CORKUM	76	23	28	51	4	18	3	3	0	1	180	12.8
L	18	GARRY VALK	78	18	27	45	8	100	4	1	5	0	165	10.9
L	8	TIM SWEENEY	78	16	27	43	3	49	6	1	2	0	114	14.0
D	23	BILL HOULDER	80	14	25	39	-18	40	3	0	3	0	187	7.5
R	14	JOE SACCO	84	19	18	37	-11	61	3	1	2	1	206	9.2
L	16	PETER DOURIS	74	12	22	34	-5	21	1	0	1	0	142	8.5
C	22	SHAUN VAN ALLEN	80	8	25	33	0	64	2	2	1	0	104	7.7
C	19	ANATOLI SEMENOV	49	11	19	30	-4	12	4	0	2	0	103	10.7
D	6	SEAN HILL	68	7	20	27	-12	78	2	1	1	0	165	4.2
C	47	STEPHAN LEBEAU (MTL)	34	9	7	16	1	8	4	0	2	1	61	14.8
		(ANA)	22	6	4	10	-5	14	2	0	1	0	37	16.2
		(TOTAL)	56	15	11	26	4	22	6	0	3	1	98	15.3
C	21	PATRIK CARNBAC*	73	12	11	23	-8	54	3	0	2	0	81	14.8
D	2	BOBBY DOLLAS	77	9	11	20	20	55	1	0	1	0	121	7.4
D	4	DAVID WILLIAMS	56	5	15	20	8	42	2	0	0	0	74	6.8
L	24	TROY LONEY	62	13	6	19	-5	88	6	0	1	0	93	14.0
R	36	TODD EWEN	76	9	9	18	-7	272	0	0	2	0	59	15.3
D	39	DON MCSWEEN*	32	3	9	12	4	39	1	0	2	0	43	7.0
R	17	STEVEN KING	36	8	3	11	-7	44	3	0	1	0	50	16.0
D	29	RANDY LADOUCEUR	81	1	9	10	7	74	0	0	0	0	66	1.5
C	10	JARROD SKALDE*	20	5	4	9	-3	10	2	0	2	0	25	20.0
D	3	MARK FERNER	50	3	5	8	-16	30	0	0	0	0	44	6.8
R	48	JOHN LILLEY*	13	1	6	7	1	8	0	0	1	0	20	5.0
L	32	STU GRIMSON	77	1	5	6	-6	199	0	0	0	0	34	2.9
D	44	MYLES O'CONNOR	5	0	1	1	0	6	0	0	0	0	7	.0
C	26	ROBIN BAWA	12	0	1	1	-3	7	0	0	0	0	1	.0
C	45	SCOTT MCKAY*	1	0	0	0	0	0	0	0	0	0	1	.0
L	27	LONNIE LOACH	3	0	0	0	-2	2	0	0	0	0	8	.0
D	34	ANATOLI FEDOTOV*	3	0	0	0	-1	0	0	0	0	0	1	.0
L	43	MAXIM BETS*	3	0	0	0	-3	0	0	0	0	0	1	.0
R	33	JIM THOMSON	6	0	0	0	0	5	0	0	0	0	1	.0
G	35	MIKHAIL SHTALENKOV	10	0	0	0	0	0	0	0	0	0	0	.0
G	1	RON TUGNUTT	28	0	0	0	0	2	0	0	0	0	0	.0
G	31	GUY HEBERT	52	0	0	0	0	2	0	0	0	0	0	.0

NO.	GOALTENDER	GP	MIN	GAA	W-L-T	EN	SO	GA	SHOTS	SV%	G	A	PIM
35	MIKHAIL SHTALENKOV*	10	543	2.65	3-4-1	1	0	24	265	.909	0	0	0
31	GUY HEBERT	52	2991	2.83	20-27-3	5	2	141	1513	.907	0	0	2
1	RON TUGNUTT	28	1520	3.00	10-15-1	4	1	76	828	.908	0	0	2

<b>TOTALS</b>		<b>84</b>	<b>5079</b>	<b>2.97</b>	<b>33-46-5</b>	<b>10</b>	<b>3</b>	<b>251</b>	<b>2616</b>	<b>.904</b>	<b>0</b>	<b>0</b>	<b>4</b>
---------------	--	-----------	-------------	-------------	----------------	-----------	----------	------------	-------------	-------------	----------	----------	----------

\* Rookie



## FIRST GAME

Oct. 8, 1993 vs. the Detroit Red Wings at Honda Center

**Result:** Detroit 7, Anaheim 2

**Attendance:** 17,320 (sellout)

**Coaches:** Head Coach Ron Wilson,  
Asst. Coaches Al Sims & Tim Army

## STARTING LINE-UP:

Goaltender - Guy Hebert

Defenseman - Alexei Kasatonov

Defenseman - Randy Ladouceur

Center - Anatoli Semenov

Left Wing - Troy Loney

Right Wing - Terry Yake



Ducks first-ever regular season game at Honda Center

**First Goal:** Sean Hill (Second period, 4:13 - power play)

**First Assists:** Bill Houlder & Terry Yake

**First Penalty:** Sean Hill, holding (First period, 11:31)

**First Shot:** Sean Hill (First period, 7:50)

**First Victory:** Oct. 13, 1993 over Edmonton, 4-3, at the Arrowhead Pond, Ron Tugnutt in goal

**First Tie:** Oct. 15, 1993 vs. Boston, 1-1, at the Arrowhead Pond, Ron Tugnutt in goal

**First Road Win:** Oct. 19, 1993 @ N.Y. Rangers, 4-2, at Madison Square Garden, Guy Hebert in goal (first-ever road game)

**First Road Tie:** Jan. 18, 1994 @ Toronto, 3-3, at Maple Leaf Gardens, Guy Hebert in goal

**First Overtime Game:** Oct. 10, 1993 vs. N.Y. Islanders, 4-3 loss, Ron Tugnutt in goal

**First Overtime Win:** Dec. 12, 1993 over St. Louis, 2-1, at the Arrowhead Pond, Jarrod Skalde - game winner

**First Shutout:** Dec. 15, 1993 @ Toronto, 1-0, Guy Hebert in goal (stopped all 38 shots)

**First Hat Trick:** Oct. 19, 1993 @ N.Y. Rangers (4-2 win) by Terry Yake (3-1=4)

**First Hat Trick Against:** Apr. 11, 1995 @ Vancouver (5-0 loss) by Pavel Bure (3-0=3)

**First Shorthanded Goal:** Dec. 15, 1993 @ Toronto (1-0 win) by Tim Sweeney (6:15 third period, game winner)

**First Power Play Goal:** Oct. 8, 1993 vs. Detroit (7-2 loss) by Sean Hill (4:13 of the second period)

**First Game-Winning Goal:** Oct. 13, 1993 vs. Edmonton (4-3 win) by Bill Houlder (7:14 of the second period)

**First Game-Tying Goal:** Jan. 19, 1994 @ Detroit (4-4 tie) by Bob Corkum (12:05 of the second period)

**First Empty-Net Goal:** Nov. 9, 1993 vs. Dallas in Phoenix (4-2 win) by Bob Corkum (19:31 of the third period)

**First 40+ Saves Game:** Nov. 19, 1993 @ Vancouver (6-3 win) by Ron Tugnutt (44 saves)

**First 40+ Shots Game:** Dec. 5, 1993 vs. Tampa Bay (4-2 loss), 41 shots

**First 20+ Saves Period:** April 8, 1994 @ Edmonton (3-1 win) by Guy Hebert - stopped all 20 shots in the second

**First 20+ Shots Period:** Jan. 1, 1994 @ Florida (4-2 loss), 26 shots in the third period

**First 20-Goal Scorer:** Bob Corkum (reached 20 goals on Feb. 16, 1994 vs. Philadelphia)

**First 30-Goal Scorer:** Paul Kariya (reached 30 goals on Feb. 11, 1996 @ New Jersey)

**First 40-Goal Scorer:** Paul Kariya (reached 40 goals on Mar. 10, 1996 vs. Los Angeles)

**First 50-Goal Scorer:** Paul Kariya (reached 50 goals on Apr. 14, 1996 vs. Winnipeg)

**First 10-Point Scorer:** Bob Corkum (reached 50 points on Mar. 13, 1994 vs. Ottawa)

**First 100-Point Scorer:** Paul Kariya (reached 100 points on Apr. 7, 1996 @ San Jose)

**First Entry Draft Pick:** Paul Kariya, fourth overall in the 1993 NHL Entry Draft

**First Trade:** Acquired Todd Ewen & Patrik Carnback from Montreal in exchange for a 1994 third round Entry Draft Pick on Aug. 10, 1993

**First Playoff Game:** Apr. 16, 1997 vs. Phoenix (4-2 win)

**First Playoff Goal:** Teemu Selanne

**First Playoff Series Win:** 4 games to 3 over Phoenix, 1997 1st Round

**First Team Captain:** LW Troy Loney, 1993-94

**First Player in All-Star Game:** D Alexei Kasatonov, 1993-94

**First 1st Team NHL All-Star Selection:** Paul Kariya, 1995-96

**First NHL Award Winner:** Paul Kariya, 1995-96 Lady Byng Trophy



# COACHES AND CAPTAINS

SEASON	CAPTAIN	ALTERNATE CAPTAINS
1993-94	Troy Loney Randy Ladouceur	Randy Ladouceur, Stu Grimson, Todd Ewen Bob Corkum, Todd Ewen
1995-96	Randy Ladouceur	Paul Kariya, Bobby Dollas, Todd Ewen
1996-97	Paul Kariya	Bobby Dollas, Teemu Selanne
1997-98	Paul Kariya Teemu Selanne	Teemu Selanne, David Karpa J.J. Daigneault, Mark Janssens
1998-99	Paul Kariya	Teemu Selanne, Kevin Haller
1999-00	Paul Kariya	Teemu Selanne, Kevin Haller
2000-01	Paul Kariya	Teemu Selanne, Dan Bylsma, Steve Rucchin
2001-02	Paul Kariya	Oleg Tverdovsky, Steve Rucchin, Dan Bylsma
2002-03	Paul Kariya	Keith Carney, Steve Rucchin
2003-04	Steve Rucchin	Keith Carney, Sergei Fedorov
2005-06	Scott Niedermayer	Rob Niedermayer, Teemu Selanne, Keith Carney, Sergei Fedorov
2006-07	Scott Niedermayer	Rob Niedermayer, Chris Pronger
2007-08	Chris Pronger	Rob Niedermayer, Chris Kunitz
2008-09	Scott Niedermayer	Chris Pronger, Ryan Getzlaf
2009-10	Scott Niedermayer	Ryan Getzlaf, Saku Koivu
2010-11	Ryan Getzlaf	Teemu Selanne, Saku Koivu
2011-12	Ryan Getzlaf	Teemu Selanne, Saku Koivu
2012-13	Ryan Getzlaf	Teemu Selanne, Saku Koivu
2013-14	Ryan Getzlaf	Teemu Selanne, Saku Koivu
2014-15	Ryan Getzlaf	Corey Perry, Francois Beauchemin
2015-16	Ryan Getzlaf	Corey Perry, Ryan Kesler
2016-17	Ryan Getzlaf	Corey Perry, Ryan Kesler
2017-18	Ryan Getzlaf	Corey Perry, Ryan Kesler
2018-19	Ryan Getzlaf	Corey Perry, Ryan Kesler

SEASON	HEAD COACH	ASSISTANT COACHES
1993-94	Ron Wilson	Al Sims, Tim Army, Brian Hayward
1994-95	Ron Wilson	Al Sims, Tim Army, Brian Hayward
1995-96	Ron Wilson	Al Sims, Tim Army
1996-97	Ron Wilson	Walt Kyle, Tim Army
1997-98	Pierre Page	Walt Kyle, Don Hay
1998-99	Craig Hartsburg	George Burnett, Newell Brown
1999-00	Craig Hartsburg	George Burnett, Newell Brown
2000-01	Craig Hartsburg Guy Charron	Guy Charron, Terry Simpson Terry Simpson, Kelly Miller
2001-02	Bryan Murray	Guy Charron, Tom Watt
2002-03	Mike Babcock	Lorne Henning, Paul MacLean
2003-04	Mike Babcock	Lorne Henning, Paul MacLean, Greg Carvel
2005-06	Randy Carlyle	Dave Farrish, Newell Brown
2006-07	Randy Carlyle	Dave Farrish, Newell Brown
2007-08	Randy Carlyle	Dave Farrish, Newell Brown
2008-09	Randy Carlyle	Dave Farrish, Newell Brown
2009-10	Randy Carlyle	Dave Farrish, Newell Brown
2010-11	Randy Carlyle	Dave Farrish, Mike Foligno
2011-12	Randy Carlyle Bruce Boudreau	Dave Farrish, Mike Foligno Bob Woods, Brad Lauer
2012-13	Bruce Boudreau	Bob Woods, Brad Lauer
2013-14	Bruce Boudreau	Bob Woods, Brad Lauer
2014-15	Bruce Boudreau	Trent Yawney, Brad Lauer
2015-16	Bruce Boudreau	Trent Yawney, Paul MacLean
2016-17	Randy Carlyle	Trent Yawney, Paul MacLean
2017-18	Randy Carlyle	Trent Yawney, Steve Konowalchuk
2018-19	Randy Carlyle Bob Murray	Mark Morrison, Marty Wilford Mark Morrison, Marty Wilford

# YEAR-BY-YEAR LEADERS



## GAMES PLAYED

18-19 Adam Henrique	82
17-18 A. Cogliano, B. Montour, J. Manson	80
16-17 A. Cogliano, R. Kesler, J. Manson, C. Perry	82
15-16 A. Cogliano, C. Perry, J. Silfverberg	82
14-15 Andrew Cogliano	82
13-14 Andrew Cogliano	82
12-13 F. Beauchemin, A. Cogliano, D. Winnik	48
11-12 T. Selanne, R. Getzlaf, B. Ryan, C. Fowler, A. Cogliano, F. Beauchemin	82
10-11 C. Perry, B. Ryan	82
09-10 Corey Perry	82
08-09 S. Niedermayer, C. Pronger	82
07-08 F. Beauchemin, C. Kunitz, S. O'Donnell	82
06-07 T. Selanne, A. McDonald, R. Getzlaf, D. Penner, C. Perry, S. Pahlsson, T. Moen, R. Niedermayer	82
05-06 A. McDonald, S. Niedermayer, S. Pahlsson, V. Vishnevski	82
03-04 S. Pahlsson, V. Prospal, S. Rucchin, R. Salei	82
02-03 N. Havelid, P. Kariya, S. Rucchin, P. Sykora	82
01-02 P. Kariya, M. Leclerc, R. Salei	82
00-01 D. Blysm, M. Cullen, O. Tverdovsky	82
99-00 Oleg Tverdovsky	82
98-99 Kevin Haller, Paul Kariya	82
97-98 David Karpas	78
96-97 Jari Kurri	82
95-96 Bobby Dollas, Paul Kariya	82
94-95 Paul Kariya	87
93-94 Joe Sacco	84

## POINTS

18-19 Ryan Getzlaf	14-34=48
17-18 Rickard Rakell	34-35=69
16-17 Ryan Getzlaf	15-58=73
15-16 Ryan Getzlaf	13-50=63
14-15 Ryan Getzlaf	25-45=70
13-14 Ryan Getzlaf	31-56=87
12-13 Ryan Getzlaf	15-34=49
11-12 Teemu Selanne	26-40=66
10-11 Corey Perry	50-48=98
09-10 Corey Perry	27-49=76
08-09 Ryan Getzlaf	25-66=91
07-08 Ryan Getzlaf	24-58=82
06-07 Teemu Selanne	48-46=94
05-06 Teemu Selanne	40-50=90
03-04 Sergei Fedorov	31-34=65
02-03 Paul Kariya	25-56=81
01-02 Paul Kariya	32-25=57
00-01 Paul Kariya	33-34=67
99-00 Paul Kariya	42-44=86
98-99 Teemu Selanne	47-60=107
97-98 Teemu Selanne	52-34=86
96-97 Teemu Selanne	51-58=109
95-96 Paul Kariya	50-58=108
94-95 Paul Kariya	18-21=39
93-94 Terry Yake	21-31=52

## GOALS

18-19 Jakob Silfverberg	24
17-18 Rickard Rakell	34
16-17 Rickard Rakell	33
15-16 Corey Perry	34
14-15 Corey Perry	33
13-14 Corey Perry	33
12-13 Corey Perry, Ryan Getzlaf	15
11-12 Corey Perry	37
10-11 Corey Perry	50*
09-10 Bobby Ryan	35

08-09 Corey Perry	32
07-08 Corey Perry	29
06-07 Teemu Selanne	48
05-06 Teemu Selanne	40
03-04 Sergei Fedorov	31
02-03 Petr Sykora	34
01-02 Paul Kariya	32
00-01 Paul Kariya	33
99-00 Paul Kariya	42
98-99 Teemu Selanne	47
97-98 Teemu Selanne	52
96-97 Teemu Selanne	51
95-96 Paul Kariya	50
94-95 Paul Kariya	18
93-94 Bob Corkum	23

## ASSISTS

18-19 Ryan Getzlaf	34
17-18 Ryan Getzlaf	50
16-17 Ryan Getzlaf	58
15-16 Ryan Getzlaf	50
14-15 Ryan Getzlaf	45
13-14 Ryan Getzlaf	56
12-13 Ryan Getzlaf	54
11-12 Ryan Getzlaf	46
10-11 Ryan Getzlaf	57
09-10 Ryan Getzlaf	50
08-09 Ryan Getzlaf	66
07-08 Ryan Getzlaf	58
06-07 Scott Niedermayer	54
05-06 Andy McDonald	51
03-04 Vinny Prospal	35
02-03 Paul Kariya	56
01-02 Matt Cullen	30
00-01 Oleg Tverdovsky	39
99-00 Teemu Selanne	52
98-99 Paul Kariya	62
97-98 Steve Rucchin	36
96-97 Teemu Selanne	58
95-96 Paul Kariya	58
94-95 Paul Kariya, Shaun Van Allen	21
93-94 Terry Yake	31

## DEFENSIVE SCORING

18-19 Hampus Lindholm	6-22=28
17-18 Josh Manson	7-30=37
16-17 Cam Fowler	11-28=39
15-16 Sami Vatanen	9-29=38
14-15 Sami Vatanen	12-25=37
13-14 Cam Fowler	6-30=36
12-13 Francois Beauchemin	6-18=24
11-12 Cam Fowler	5-24=29
10-11 Lubomir Visnovsky	18-50=68*
09-10 Scott Niedermayer	10-38=48
08-09 Scott Niedermayer	14-45=59
07-08 Chris Pronger	12-31=43
06-07 Scott Niedermayer	15-54=69*
05-06 Scott Niedermayer	13-50=63
03-04 Niclas Havelid	6-20=26
02-03 Niclas Havelid	11-22=33
01-02 Oleg Tverdovsky	16-26=42
00-01 Oleg Tverdovsky	14-39=53
99-00 Oleg Tverdovsky	15-36=51
98-99 Fredrik Olausson	16-40=56
97-98 Dmitri Mironov	6-30=36
96-97 Dmitri Mironov	12-34=46
95-96 Bobby Dollas	8-22=30
94-95 Bobby Dollas	7-13=20
93-94 Bill Houlder	14-25=39

## PLUS/MINUS (+/-)

18-19 Nick Ritchie	+6
17-18 Josh Manson	+34
16-17 Josh Manson	+14
15-16 Ryan Getzlaf	+14
14-15 Hampus Lindholm	+25
13-14 Corey Perry	+32
12-13 F. Beauchemin, S. Souray	+19

11-12 Sheldon Brookbank	+11
10-11 Toni Lydman	+32
09-10 Saku Koivu	+14
08-09 Steve Montador	+14
07-08 Ryan Getzlaf	+32
06-07 Chris Pronger	+27
05-06 Teemu Selanne	+28
03-04 Martin Skoula	+3
02-03 Samuel Pahlsson, Sandis Ozolins	+10
01-02 Keith Carney	+14
00-01 Tony Hrkac	0
99-00 Paul Kariya	+22
98-99 Teemu Selanne	+18
97-98 Paul Kariya, Teemu Selanne	+12
96-97 Paul Kariya	+36
95-96 Shaun Van Allen	+13
94-95 Steve Rucchin	+7
93-94 Bobby Dollas	+20

## PENALTY MINUTES

18-19 Nick Ritchie	82
17-18 Kevin Biaksa	83
16-17 Jared Boll	87
15-16 Kevin Biaksa	99
14-15 Tim Jackman	86
13-14 Patrick Maroon	101
12-13 Corey Perry	72
11-12 Corey Perry	127
10-11 George Parros	171
09-10 George Parros	136
08-09 George Parros	135
07-08 George Parros	183
06-07 Shane O'Brien	140
05-06 Todd Fedoruk	174
03-04 Garrett Burnett	184
02-03 Kevin Sawyer	115
01-02 Kevin Sawyer	221
00-01 Jim Cummins	167
99-00 Stu Grimson	116
98-99 Stu Grimson	158
97-98 David Karpas	217
96-97 Warren Rychel	218
95-96 Todd Ewen	285
94-95 Stu Grimson	110
93-94 Todd Ewen	272

## SHOTS

18-19 Rickard Rakell	194
17-18 Rickard Rakell	230
16-17 Jakob Silfverberg	227
15-16 C. Perry, J. Silfverberg	215
14-15 Ryan Kesler	205
13-14 Corey Perry	280
12-13 Corey Perry	128
11-12 Corey Perry	277
10-11 Corey Perry	290
09-10 Corey Perry	270
08-09 Corey Perry	283
07-08 Corey Perry	200
06-07 Teemu Selanne	257
05-06 Jeffrey Lupul	296
04-05 Petr Sykora	277
02-03 Petr Sykora	299
01-02 Paul Kariya	289
00-01 Paul Kariya	230
99-00 Paul Kariya	324
98-99 Paul Kariya	429*
97-98 Teemu Selanne	268
96-97 Paul Kariya	340*
95-96 Paul Kariya	349
94-95 Paul Kariya	134
93-94 Joe Sacco	206

## SHOOTING PERCENTAGE

18-19 Adam Henrique	14.8%
17-18 Adam Henrique	19.6%
16-17 Rickard Rakell	18.6%
15-16 Corey Perry	15.8%



# YEAR-BY-YEAR LEADERS

14-15	Corey Perry	17.1%
13-14	Corey Perry	15.4%
12-13	Andrew Cogliano	16.5%
11-12	Bobby Ryan	15.2%
10-11	Corey Perry	17.2%
09-10	George Parros	16.0%
08-09	Bobby Ryan	17.8%
07-08	Corey Perry	14.5%
06-07	Teemu Selanne	18.7%
05-06	Teemu Selanne	15.0%
03-04	Steve Rucchin	13.5%
02-03	Adam Oates	13.4%
01-02	German Titov	20.6%
00-01	Tony Hrkac	14.8%
99-00	Steve Rucchin	14.5%
98-99	Stu Grimson	30.0%
97-98	Teemu Selanne	19.4%
96-97	Teemu Selanne	18.7%
95-96	Steve Rucchin	16.8%
94-95	Peter Douris	14.5%
93-94	Todd Ewen	15.3%

## POWER PLAY GOALS

18-19	Adam Henrique	8
17-18	Rickard Rakell	8
16-17	Ryan Kesler	8
15-16	Corey Perry	12
14-15	Sami Vatanen	7
13-14	Corey Perry	8
12-13	Corey Perry	5
11-12	Corey Perry	14
10-11	Teemu Selanne	16
09-10	Teemu Selanne	14
08-09	Teemu Selanne	16
07-08	Corey Perry	11
06-07	Teemu Selanne	25*
05-06	Teemu Selanne	18
03-04	Steve Rucchin, Sergei Fedorov	9
02-03	Petr Sykora	15
01-02	Paul Kariya	11
00-01	Paul Kariya	18
99-00	Paul Kariya	11
98-99	Teemu Selanne	25*
97-98	Teemu Selanne	10
96-97	Paul Kariya	15
95-96	Paul Kariya	20
94-95	Paul Kariya	7
93-94	Troy Loney, Tim Sweeney	6

## SHORTHANDED GOALS

18-19	Jakob Silfverberg	2
17-18	Andrew Cogliano	3
16-17	Andrew Cogliano	3
15-16	Andrew Cogliano	2
14-15	Andrew Cogliano	3
13-14	Andrew Cogliano	3
12-13	Ryan Getzlaf	3
11-12	Bobby Ryan	2
10-11	Corey Perry	4
09-10	Todd Marchant	3
08-09	Todd Marchant, Travis Moen	2
07-08	Samuel Pahlsson	3
06-07	Todd Marchant	3
05-06	Samuel Pahlsson	3
03-04	Sergei Fedorov	2
02-03	Eight players	1
01-02	M. Cullen, J. Friesen, S. Pahlsson, D. Bylsma	1
00-01	Paul Kariya	3
99-00	Paul Kariya	3
98-99	Paul Kariya	2
97-98	Joe Sacco, Scott Young	2
96-97	Paul Kariya	3
95-96	Paul Kariya	3
94-95	B. Dollas, P. Kariya, O. Tverdovsky, S. Van Allen	1
93-94	Bob Corkum	3

## GAME-WINNING GOALS

18-19	Jakob Silfverberg	4
17-18	Adam Henrique	8
16-17	Rickard Rakell	10
15-16	Rickard Rakell	7
14-15	Matt Beleskey	8
13-14	Corey Perry	9
12-13	Corey Perry, Kyle Palmieri	5
11-12	Corey Perry	6
10-11	Corey Perry	11*
09-10	Saku Koivu	6
08-09	Corey Perry	8
07-08	Chris Kunitz	6
06-07	Teemu Selanne	10
05-06	Andy McDonald	7
03-04	Sergei Fedorov	6
02-03	Niclas Havelid, Petr Sykora	5
01-02	Paul Kariya	8
00-01	Teemu Selanne	5
99-00	Teemu Selanne	6
98-99	Teemu Selanne	7
97-98	Teemu Selanne	10
96-97	Paul Kariya	10*
95-96	Paul Kariya	9
94-95	Peter Douris	4
93-94	Garry Valk	5

## OVERTIME GOALS

18-19	R. Getzlaf, C. Fowler, R. Rakell, J. Silfverberg, D. Sprong	1
17-18	Hampus Lindholm	2
16-17	O. Kase, R. Rakell, S. Theodore	1
15-16	Rickard Rakell	2
14-15	R. Getzlaf, R. Kesler	2
13-14	N. Bonino, R. Getzlaf, S. Koivu, K. Palmieri, M. Perreault, C. Perry, S. Robidas	1
12-13	Corey Perry	1
11-12	C. Perry, R. Getzlaf	1
10-11	C. Perry, R. Getzlaf, L. Visnovsky, C. Fowler	2
09-10	Saku Koivu	2
08-09	S. Niedermayer	2
07-08	F. Beauchemin, S. Pahlsson, C. Pronger, M. Schneider	2
06-07	Teemu Selanne	2
05-06	S. Niedermayer, J. Hedstrom, S. Ozolinsh	1
03-04	S. Fedorov, N. Havelid, R. Niedermayer, P. Sykora	1
02-03	N. Havelid, S. Thomas	2
01-02	M. Leclerc, K. Carney, G. Titov	1
00-01	M. Crowley, N. Havelid, P. Tenkrat, O. Tverdovsky	1
99-00	Oleg Tverdovsky	2
98-99	Steve Rucchin	1
97-98	J. Sacco, T. Selanne, S. Young	1
96-97	Steve Rucchin	2
95-96	Paul Kariya	3
94-95	Peter Douris, Stephan Lebeau	1
93-94	Garry Valk, Jarrod Skalde	1

## HAT TRICKS

18-19	C. Fowler, O. Kase, S. Steel, R. Rakell	1
17-18	H. Lindholm, R. Rakell	1
16-17	Ryan Kesler	1
15-16	C. Perry, J. Silfverberg	1
14-15	Corey Perry	3
13-14	Ryan Getzlaf	2
12-13	N. Bonino, A. Cogliano, K. Palmieri	1
11-12	Corey Perry	2
10-11	Corey Perry	3
09-10	None Recorded	
08-09	Teemu Selanne, Bobby Ryan	1
07-08	Teemu Selanne	1
06-07	Chris Kunitz, Teemu Selanne	1
05-06	Jonathan Hedstrom	1

03-04	Vaclav Prospal	1
02-03	Paul Kariya	1
01-02	Paul Kariya	2
00-01	Paul Kariya	2
99-00	Teemu Selanne	1
98-99	Teemu Selanne	1
97-98	Teemu Selanne	3
96-97	Paul Kariya	2
95-96	Teemu Selanne	2
94-95	None Recorded	
93-94	Terry Yake	1

## SAVE PERCENTAGE (min. 15 games)

18-19	John Gibson	.917%
17-18	Ryan Miller	.928%
16-17	John Gibson	.924%
15-16	John Gibson	.920%
14-15	F. Andersen, J. Gibson	.914%
13-14	Frederik Andersen	.923%
12-13	Viktor Fasth	.921%
11-12	Jonas Hiller	.910%
10-11	Jonas Hiller	.924%
09-10	Jonas Hiller	.918%
08-09	Jonas Hiller	.919%
07-08	Jonas Hiller	.927%
06-07	Jean-Sebastien Giguere	.918%
05-06	Jean-Sebastien Giguere	.911%
03-04	Martin Gerber	.918%
02-03	Martin Gerber	.929%
01-02	Jean-Sebastien Giguere	.920%
00-01	Jean-Sebastien Giguere	.911%
99-00	Guy Hebert	.908%
98-99	Dominic Roussel	.923%
97-98	Guy Hebert	.903%
96-97	Guy Hebert	.919%
95-96	Guy Hebert	.914%
94-95	Guy Hebert	.904%
93-94	Ron Tugnutt	.908%

## GOALS-AGAINST AVERAGE (min. 15 games)

18-19	Ryan Miller	2.76
17-18	Ryan Miller	2.35
16-17	John Gibson	2.22
15-16	John Gibson	2.07
14-15	Frederik Andersen	2.38
13-14	Frederik Andersen	2.29
12-13	Viktor Fasth	2.18
11-12	Jonas Hiller	2.57
10-11	Jonas Hiller	2.56
09-10	Jonas Hiller	2.73
08-09	Jonas Hiller	2.39
07-08	Jonas Hiller	2.06
06-07	Jean-Sebastien Giguere	2.26
05-06	Ilya Bryzgalov	2.51
03-04	Martin Gerber	2.26
02-03	Martin Gerber	1.94
01-02	Jean-Sebastien Giguere	2.13
00-01	Jean-Sebastien Giguere	2.57
99-00	Guy Hebert	2.51
98-99	Guy Hebert	2.42
97-98	Guy Hebert	2.93
96-97	Guy Hebert	2.67
95-96	Guy Hebert	2.83
94-95	Guy Hebert	3.13
93-94	Guy Hebert	2.83

## WINS

18-19	John Gibson	26
17-18	John Gibson	31
16-17	John Gibson	25
15-16	Frederik Andersen	22
14-15	Frederik Andersen	35
13-14	Jonas Hiller	29
12-13	Viktor Fasth, Jonas Hiller	15
11-12	Jonas Hiller	29
10-11	Jonas Hiller	26
09-10	Jonas Hiller	30
08-09	Jonas Hiller	23
07-08	Jean-Sebastien Giguere	35



# YEAR-BY-YEAR LEADERS



06-07	Jean-Sebastien Giguere	36
05-06	Jean-Sebastien Giguere	30
03-04	Jean-Sebastien Giguere	17
02-03	Jean-Sebastien Giguere	34
01-02	Jean-Sebastien Giguere	20
00-01	Guy Hebert	12
99-00	Guy Hebert	28
98-99	Guy Hebert	31
97-98	Guy Hebert, Mikhail Shtalenkov	13
96-97	Guy Hebert	29
95-96	Guy Hebert	28
94-95	Guy Hebert	12
93-94	Guy Hebert	20

## SHUTOUTS

18-19	John Gibson	2
17-18	John Gibson, Ryan Miller	4
16-17	John Gibson	6
15-16	John Gibson	4
14-15	Frederik Andersen	3
13-14	Jonas Hiller	5
12-13	Viktor Fasth	4
11-12	Jonas Hiller	4
10-11	Jonas Hiller	5
09-10	Jonas Hiller	2
08-09	Jonas Hiller	4
07-08	Jean-Sebastien Giguere	4
06-07	Jean-Sebastien Giguere	4
05-06	Jean-Sebastien Giguere	2
03-04	Jean-Sebastien Giguere	3
02-03	Jean-Sebastien Giguere	8
01-02	Jean-Sebastien Giguere	4
00-01	Jean-Sebastien Giguere	4
99-00	Guy Hebert	4
98-99	Guy Hebert	6
97-98	Guy Hebert	3
96-97	Guy Hebert	4
95-96	Guy Hebert	4
94-95	Guy Hebert	2
93-94	Guy Hebert	2

## DUCKS YEAR-BY-YEAR REAL TIME SCORING LEADERS (since the start of the 1997-98 season)

### TIME ON ICE (minutes per game)

18-19	Hampus Lindholm	24:00
17-18	Cam Fowler	24:51
16-17	Cam Fowler	24:50
15-16	Cam Fowler	22:46
14-15	Francois Beauchemin	22:44
13-14	Cam Fowler	23:51
12-13	Francois Beauchemin	23:27
11-12	Francois Beauchemin	25:33
10-11	Lubomir Visnovsky	24:17
09-10	Scott Niedermayer	26:30
08-09	Chris Pronger	26:56
07-08	Chris Pronger	26:00
06-07	Scott Niedermayer	27:30
05-06	Scott Niedermayer	25:30
03-04	Ruslan Salei	23:41
02-03	Keith Carney	22:33

## ALL-TIME 10 FASTEST GOALS SCORED BY ANAHEIM

(FROM THE START OF A GAME)

TIME	DATE	OPPONENT	GOAL
1 :08	3/9/97	@ COL	Kariya (Rucchin)
2 :15	11/28/18	@ FLA	Manson (Gibbons, Rowney)
3 :16	1/15/97	@ CGY	Rucchin (Selanne, Dollas)
:16	1/4/08	vs. CHI	Perry (O'Donnell, Getzlaf)
5 :19	11/3/02	vs. SJ	Chistov (Havelid, Leclerc)
:19	12/12/10	vs. MIN	Perry (Ryan)
7 :20	1/22/00	@ SJ	Selanne (Trnka)
8 :21	3/9/08	vs. MTL	Marchant (Weight, Bertuzzi)
:21	3/2/13	@ PHX	Cogliano (Koivu, Lydman)
10 :22	4/9/95	vs. LA	Holan (Corkum, Sacco)
:22	3/24/03	vs. CBJ	Leclerc (Kariya, Rucchin)
:22	3/11/15	@ CGY	Getzlaf (unassisted)

01-02	Oleg Tverdovsky	22:50
00-01	Oleg Tverdovsky	24:24
99-00	Paul Kariya	24:21
98-99	Paul Kariya	25:32
97-98	Dmitri Mironov	25:44

## SHIFTS PER GAME

18-19	Hampus Lindholm	30.0
17-18	Hampus Lindholm	26.0
16-17	Cam Fowler	28.2
15-16	Ryan Kesler	27.0
14-15	F. Beauchemin, H. Lindholm	26.3
13-14	Cam Fowler	29.3
12-13	Francois Beauchemin	25.8
11-12	Francois Beauchemin	25.9
10-11	Saku Koivu, P. Mara	27.2
09-10	Scott Niedermayer	27.3
08-09	Chris Pronger	28.9
07-08	Chris Pronger	28.2
06-07	Chris Pronger	27.8
05-06	Francois Beauchemin	26.4
04-03	Steve Rucchin	28.5
02-03	Steve Rucchin	28.4
01-02	Keith Carney	26.1
00-01	Oleg Tverdovsky	28.4
99-00	Paul Kariya	26.4
98-99	Kevin Haller	27.2
97-98	Paul Kariya	27.3

## FACEOFF WIN PERCENTAGE

18-19	Ryan Kesler	55.7%
17-18	Antoine Vermette	60.0%*
16-17	Antoine Vermette	62.2%
15-16	Ryan Kesler	58.5%
14-15	Ryan Kesler	56.3%
13-14	Mathieu Perreault	52.6%
12-13	David Steckel	57.1%
11-12	Saku Koivu	52.4%
10-11	Saku Koivu	52.8%
09-10	Saku Koivu	51.4%
08-09	Samuel Pahlsson	53.5%
07-08	Samuel Pahlsson	55.0%
06-07	Andy McDonald	55.4%
05-06	Andy McDonald	56.3%
03-04	Jason Krog	58.5%
02-03	Jason Krog	60.4%
01-02	Marc Chouinard	54.9%
00-01	Marc Chouinard	60.9%
99-00	Steve Rucchin	53.4%
98-99	Travis Green	52.8%
97-98	Mark Janssens	57.9%

## TOTAL FACEOFFS TAKEN

18-19	Adam Henrique	1,083
17-18	Antoine Vermette	1,015
16-17	Ryan Kesler	1,793
15-16	Ryan Kesler	1,675
14-15	Ryan Kesler	1,664
13-14	Ryan Getzlaf	1,411
12-13	Saku Koivu	851
11-12	Ryan Getzlaf	1,354

10-11	Saku Koivu	1,339
09-10	Ryan Getzlaf	1,124
08-09	Ryan Getzlaf	1,128
07-08	Ryan Getzlaf	1,152
06-07	Samuel Pahlsson	1,523
05-06	Samuel Pahlsson	1,517
03-04	Sergei Fedorov	1,558
02-03	Steve Rucchin	1,613
01-02	Matt Cullen	1,283
00-01	Matt Cullen	1,478
99-00	Steve Rucchin	1,996
98-99	Steve Rucchin	1,845
97-98	Steve Rucchin	1,699

## TOTAL FACEOFF WINS

18-19	Ryan Kesler	582
17-18	Antoine Vermette	609
16-17	Ryan Kesler	1,029
15-16	Ryan Kesler	980
14-15	Ryan Kesler	932
13-14	Ryan Getzlaf	697
12-13	Saku Koivu	437
11-12	Saku Koivu	646
10-11	Saku Koivu	707
09-10	Saku Koivu	571
08-09	Samuel Pahlsson	569
07-08	Samuel Pahlsson	586
06-07	Samuel Pahlsson	802
05-06	Samuel Pahlsson	801
03-04	Sergei Fedorov	882
02-03	Steve Rucchin	874
01-02	Matt Cullen	660
00-01	Matt Cullen	710
99-00	Steve Rucchin	1,066
98-99	Steve Rucchin	965
97-98	Steve Rucchin	923

## TOTAL FACEOFF LOSSES

18-19	Adam Henrique	512
17-18	Ryan Getzlaf	443
16-17	Ryan Kesler	764
15-16	Ryan Kesler	695
14-15	Ryan Kesler	727
13-14	Ryan Getzlaf	719
12-13	Saku Koivu	414
11-12	Ryan Getzlaf	715
10-11	Ryan Getzlaf	641
09-10	Ryan Getzlaf	591
08-09	Ryan Getzlaf	562
07-08	Ryan Getzlaf	607
06-07	Samuel Pahlsson	721
05-06	Samuel Pahlsson	716
03-04	Sergei Fedorov	676
02-03	Steve Rucchin	739
01-02	Matt Cullen	623
00-01	Matt Cullen	768
99-00	Steve Rucchin	930
98-99	Steve Rucchin	880
97-98	Steve Rucchin	776

\*Led League

## ALL-TIME 10 FASTEST GOALS SCORED BY ANAHEIM OPPONENTS

(FROM THE START OF A GAME)

TIME	DATE	OPPONENT	GOAL
1 :09	1/16/94	vs. VAN	Linden (Namestnikov, Babych)
2 :12	3/10/17	@ STL	Tarasenko (Schwartz, Bouwmeester)
3 :13	10/21/11	vs. DAL	Eriksson (Ott, Benn)
:13	2/25/18	vs. EDM	Draisaitl (Cammalleri)
5 :14	2/2/11	vs. SJ	Heatley (Thornton, Murray)
:14	10/29/11	@ NSH	Hornqvist (Wilson, Weber)
7 :15	4/1/12	vs. EDM	Hartikainen (Eberle)
8 :16	1/10/16	vs. DET	Tatar (Unassisted)
9 :17	2/25/01	vs. CBJ	Knutsen (Unassisted)
:17	10/15/10	vs. ATL	Stewart (Ladd, Little)

# ALL-TIME NUMERICAL ROSTER

(All players who have appeared in at least one game entering 2017-18, including which season they played in)

- Ron Tugnutt, 93-94  
Mike O'Neill, 96-97  
Gregg Naumenko, 00-01  
Jonas Hiller, 07-14  
Jonathan Bernier, 16-17  
Reto Berra, 17-18  
Chad Johnson, 18-19
- Bobby Dollas, 93-98  
Fredrik Olausson, 98-00, 02-03  
Todd Simpson, 03-04  
Ken Klee, 08-09  
Eric Brewer, 14-15  
Kevin Bieksa, 15-17  
Luke Schenn, 18-19  
Brendan Guhle, 18-19
- Mark Ferner, 93-94  
Jason York, 95-96  
Patrick Traverse, 00-01  
Keith Carney, 01-06  
Bret Hedican, 08-09  
Andreas Lilja, 10-11  
Clayton Stoner, 14-17  
Kevin Bieksa, 17-18
- David Williams, 93-95  
Fredrik Olausson, 95-96  
Jamie Pushor, 97-99  
Anti-Jussi Niemi, 01-02  
Lance Ward, 02-04  
Todd Bertuzzi, 07-08  
Nick Boynton, 09-10  
Aaron Ward, 09-10  
Cam Fowler, 10-19
- Robert Dirk, 94-96  
Ruslan Salei, 96-97  
Drew Bannister, 97-98  
Kevin Haller, 98-00  
Vitaly Vishnevski, 00-06  
Ric Jackman, 06-07  
Steve Montador, 08-09  
Luca Sbisa, 09-14  
Bryan Allen, 14-15  
Korbinian Holzer, 15-19
- Sean Hill, 93-94  
Don McSweeney, 94-96  
Doug Houda, 97-98  
Vitaly Vishnevski, 99-01  
Jason Marshall, 05-06  
Nathan McLver, 08-09  
Kurtis Foster, 11-12  
Ben Lovejoy, 12-15  
Simon Despres, 16-17
- Alexei Kasatonov, 93-94  
Milos Holan, 95-96  
Pavel Trnka, 97-03  
Bruno St. Jacques, 05-06  
Shane Hnidy, 07-08  
Marc-Andre Bergeron, 07-08  
Brendan Morrison, 08-09  
Steve Eminger, 09-10  
Andrew Cogliano, 11-19
- Tim Sweeney, 93-95  
Chad Kilger, 95-96
- Teemu Selanne, 96-01, 06-14  
Sandis Ozolins, 02-06
- Paul Kariya, 94-03  
Bobby Ryan, 08-13
- Jarrold Skalde, 93-94  
Oleg Tverdovsky, 94-96, 99-02  
Roman Oksiuha, 96-97  
Sean Pronger, 97-98  
Josef Marha, 97-99  
Jason Krog, 02-04  
Corey Perry, 06-19
- Valeri Karpov, 94-97  
Shawn Antoski, 97-98  
Matt Cullen, 98-99  
Kip Miller, 99-00  
Andy McDonald, 00-01  
Jeff Friesen, 00-02  
Marc Chouinard, 02-03  
Mathieu Schneider, 07-08  
Saku Koivu, 09-14  
Brandon Pirri, 15-16  
Daniel Sprong, 18-19
- David Sacco, 95-96  
Kevin Todd, 96-98  
Mike Leclerc, 98-04  
Jeff Friesen, 05-06  
Brandon Bochenski, 07-08  
Josh Green, 08-09, 10-11  
Niklas Hagman, 11-12  
Devante Smith-Pelly, 14-15
- Ted Drury, 96-98  
German Titov, 00-02  
Teemu Selanne, 05-06  
Mark Hartigan, 06-07  
Mike Brown, 08-10  
Nick Bonino, 12-14
- Joe Sacco, 93-98  
Antti Aalto, 98-01  
Cam Severson, 02-04  
Martin Skoula, 03-04  
Chris Kunitz, 06-09  
Joffrey Lupul, 09-10  
Maxim Lapierre, 10-11  
Ben Maxwell, 11-12  
Rod Pelley, 11-12  
Rene Bourque, 14-15  
Tomas Fleischmann, 14-15  
Adam Henrique, 17-19
- Steve Rucchin, 94-95  
David Karpa, 94-95  
Viacheslav Butsayev, 95-96  
Dmitri Mironov, 96-98  
Tom Hrkac, 99-01  
Jim Cummins, 01-02  
Joffrey Lupul, 03-06  
Ryan Getzlaf, 06-19
- Peter Douris, 93-96  
Warren Rychel, 96-98  
Marty McInnis, 98-02  
George Parros, 06-12  
Emerson Etem, 14-15
- Ryan Garbutt, 15-17  
Steven King, 93-94  
David Karpa, 95-96  
Jari Kurri, 96-97  
Tomas Sandstrom, 97-99  
Matt Cullen, 99-03  
Cam Severson, 03-04  
Jonathan Hedstrom, 05-06  
Dustin Penner, 06-07, 13-14  
Brian Sutherby, 07-09  
Petteri Nokelainen, 08-10  
Lubomir Visnovsky, 09-12  
Ryan Kesler, 14-19
- Garry Valk, 93-97  
Mark Janssens, 97-98  
Ted Drury, 98-00  
Maxim Balmochnykh, 99-00  
Petr Tenkrat, 00-02  
Patric Kjellberg, 01-03  
Mikael Holmqvist, 03-04  
Ian Moran, 06-07  
Drew Miller, 06-09  
Mark Bell, 11-12  
Radek Dvorak, 12-13  
Tim Jackman, 13-16  
Patrick Eaves, 16-19
- Anatoli Semenov, 93-95  
Bob Corkum, 95-96  
Shawn Antoski, 96-97  
Jeff Nielsen, 97-00  
Jim Cummins, 00-01  
Andy McDonald, 01-08  
Ryan Whitney, 08-10  
Joffrey Lupul, 10-11  
Brad Winchester, 10-11  
Jean-Francois Jacques, 11-12  
Matthew Lombardi, 12-13  
Stephane Robidas, 13-14  
Patrick Maroon, 14-16
- Bob Corkum, 93-95  
Steve Rucchin, 94-04  
Maxim Kondratiev, 07-08  
Geoff Platt, 07-08  
Ryan Carter, 08-11  
David Steckel, 12-14  
James Wisniewski, 14-15  
Jason Chimera, 17-18  
Pontus Aberg, 18-19  
Justin Kloos, 18-19
- Patrik Carnback, 93-95  
Jim Campbell, 95-96  
Igor Nikulin, 96-97  
Espen Knutsen, 97-98  
Scott Ferguson, 98-99  
Ted Donato, 99-00  
Dan Bylsma, 00-04  
Sean O'Donnell, 05-08  
Sheldon Brookbank, 08-12  
Kyle Palmieri, 13-15  
Chris Wagner, 16-18  
Jake Dotchin, 18-19
- Shaun Van Allen, 93-96  
Ken Baumgartner, 96-97  
Brent Severyn, 97-98  
Johan Davidsson, 98-00
- Jorgen Jonsson, 99-00  
Jonas Ronnqvist, 00-01  
Alexei Smirnov, 02-04  
Todd Marchant, 05-11  
Mathieu Perreault, 13-14  
Shawn Horcoff, 15-16  
Dennis Rasmussen, 17-18  
Chris Kelly, 17-18  
Adam Cracknell, 18-19
- Bill Houlder, 93-94  
Jason Marshall, 94-96, 97-01  
Brian Bellows, 96-97  
Sergei Krivokrasov, 01-02  
Stanislav Chistov, 02-04  
Francois Beauchemin, 05-09, 10-15, 17-18  
Paul Mara, 10-11  
Brian Gibbons, 18-19
- Troy Loney, 93-94  
Tom Kurvers, 94-95  
Steven King, 95-96  
Ken Baumgartner, 95-96  
Mark Janssens, 96-97  
Ruslan Salei, 97-06  
Stanislav Chistov, 06-07  
Brad May, 06-09  
Evgeny Artyukhin, 09-10  
Francois Beauchemin, 10-11  
Simon Despres, 14-16  
Carter Rowney, 18-19
- Terry Yake, 93-94  
Todd Krygier, 95-96  
Adrian Plavsic, 96-97  
Mike Crowley, 98-99, 00-01  
Frank Banham, 99-00  
Kevin Sawyer, 01-03  
Zenon Konopka, 05-06  
Chris Pronger, 06-09  
Andy Sutton, 10-11  
Brad Staubitz, 12-13  
Mike Santorelli, 15-16  
Ondrej Kase, 17-19
- Robin Bawa, 93-94  
Mike Sillinger, 95-96  
Nikolai Tsulygin, 96-97  
Jeremy Stevenson, 99-00  
Andrei Nazarov, 00-01  
Samuel Pahlsson, 00-09  
Erik Christensen, 08-10  
Jason Blake, 09-10  
Danny Syvret, 10-11  
Carl Hagelin, 15-16  
Emerson Etem, 16-17  
Brandon Montour, 17-19
- Lonnie Loach, 93-94  
John Lilley, 94-95  
Mike Leclerc, 96-98  
Pascal Trepanier, 98-01  
Denny Lambert, 01-02  
Craig Johnson, 03-04  
Peter Schastlivy, 03-04  
Scott Niedermayer, 05-10

# ALL-TIME NUMERICAL ROSTER



- 28** Dwayne Norris, 94-95  
Roman Oksiuta, 95-96  
Jason Marshall, 96-97  
Niclas Havelid, 99-04  
Tyler Wright, 05-06  
Mark Mowers, 07-08  
Kyle Chipchura, 09-11  
Mark Fistic, 13-15  
Ryan Garbutt, 15-16  
Marcus Pettersson, 18-19
- 29** Randy Ladouceur, 93-96  
Darren Van Impe, 96-98  
Frank Banham, 97-98  
Ladislav Kohn, 99-01  
Timo Parssinen, 01-02  
Martin Gerber, 02-04  
Todd Fedoruk, 05-07  
Sebastien Caron, 06-07  
Ray Emery, 10-11  
Chris Stewart, 15-16  
Devin Shore, 18-19
- 30** Dominic Roussel, 98-01  
Ilya Bryzgalov, 01-02, 03-08  
Timo Pielmeier, 10-11  
Viktor Fasth, 12-14  
Jason LaBarbera, 14-15  
Anton Khudobin, 15-16  
Dustin Tokarski, 16-17  
Ryan Miller, 17-19
- 31** Guy Hebert, 93-01  
Steve Shields, 01-02  
Michael Wall, 06-07  
Curtis McElhinney, 09-11  
Iiro Tarkki, 11-12  
Frederik Andersen, 13-16
- 32** Stu Grimson, 93-95, 98-00  
Alex Hicks, 95-96  
Richard Park, 96-98  
Marc Chouinard, 00-03  
Steve Thomas, 02-03  
Travis Moen, 05-09  
Kyle Calder, 09-10  
Toni Lydman, 10-13  
Jacob Larsson, 18-19
- 33** Jim Thomson, 93-95  
David Karpa, 96-98  
Jim McKenzie, 98-00  
Ed Ward, 99-00  
Jason York, 01-02  
Mark Popovich, 03-04  
Joe DiPenta, 05-08  
Jason Blake, 09-12  
Jakob Silfverberg, 13-19
- 34** Anatoli Fedotov, 93-94  
Dan Trebil, 96-99  
Kurt Sauer, 02-04  
Aaron Rome, 06-07  
James Wisniewski, 08-10  
Aaron Voros, 10-11  
Nate Guenin, 11-12  
Daniel Winnik, 12-14  
Sam Steel, 18-19
- 35** Mikhail Shtalenkov, 93-98  
Tom Askey, 98-99  
Jean-Sebastien Giguere, 00-10
- 36** Todd Ewen, 93-96  
J.J. Daigneault, 96-98  
Kolye Tuzzolino, 97-98  
Drew Bannister, 01-02  
John Gibson, 13-19
- 37** Marc Moro, 97-98  
Bob Wren, 00-01  
Aris Brimman, 01-02  
Chris O'Sullivan, 02-03  
Kip Brennan, 05-06  
Shane O'Brien, 06-07  
Jarkko Ruutu, 10-11  
Mat Clark, 14-15  
Nick Ritchie, 15-19
- 38** Mike Crowley, 97-98  
Rob Valicevic, 02-03  
Chris Kunitz, 03-06  
Ryan Shannon, 06-07  
Dan Ellis, 10-12  
William Karlsson, 14-15  
Derek Grant, 17-19
- 39** Don McSween, 93-94  
Frank Banham, 96-97  
Travis Green, 97-99, 06-07  
Petr Sykora, 02-06  
Doug Weight, 07-08  
Matt Beleskey, 09-15  
Mason Raymond, 16-17  
Joseph Blandisi, 17-19
- 40** Jeremy Stevenson, 95-98  
Antti-Jussi, Niemi, 00-01  
Vaclav Prospal, 03-04  
Aaron Gavey, 05-06  
Kent Huskins, 06-09  
Jordan Hendry, 12-13  
Nolan Yorkman, 13-14  
Jared Boll, 16-18  
Kevin Boyle, 18-19
- 41** Chris Armstrong, 03-04  
David McKee, 06-07  
Nathan Oystriick, 09-10  
Andrew Gordon, 11-12  
Harry Zolnierczyk, 15-16  
Corey Tropp, 16-17
- 42** Denny Lambert, 94-96  
Barry Nieckar, 96-98  
Trevor Gillies, 05-06  
Jason King, 07-08  
Dan Sexton, 09-11  
Josh Manson, 14-19
- 43** Maxim Bets, 93-94  
Bjorn Melin, 06-07  
Jeff Deslauriers, 11-12  
Max Friberg, 14-16  
Jaycob Megna, 18-19
- 44** Myles O'Connor, 93-94  
Oleg Mikulchik, 95-96  
Antti Aalto, 97-98
- Mike Brown, 02-03  
Rob Niedermayer, 02-09  
Sheldon Souray, 12-13  
Nate Thompson, 14-17  
Michael Del Zotto, 18-19
- 45** Scott McKay, 93-94  
Matt Cullen, 97-98  
Shawn Thornton, 06-07  
Sami Vatanen, 12-18  
Andy Welinski, 18-19
- 46** J.F. Jomphe, 95-98  
Kevin Sawyer, 00-01  
Tony Martensson, 03-04  
Curtis Glenross, 06-07  
Joe Motzko, 06-07  
Jiri Sekac, 14-16  
Ben Street, 18-19
- 47** Stephan Lebeau, 94-95  
Espen Knutsen, 97-98  
Tim Brent, 06-07  
Hampus Lindholm, 13-19
- 48** John Lilley, 93-94  
Darren Van Impe, 94-96  
Scott Young, 97-98  
Andy McDonald, 00-01  
Casey Hankinson, 03-04  
Mark Mowers, 07-08  
Andrew Ebbett, 07-10  
Colby Robak, 14-15  
Michael Sgarbossa, 16-17  
Logan Shaw, 16-18  
Isac Lundestrom, 18-19
- 49** Maxime Maceneauer, 11-12  
Max Jones, 18-19
- 50** Bob Wren, 97-98  
Troy Bodie, 08-11  
Antoine Vermette, 16-18
- 51** Craig Reichert, 96-97  
Jonathan Hedstrom, 02-03  
Ryan Getzlaf, 05-06  
Kyle Palmieri, 10-13  
Alex Grant, 13-14  
Dany Heatley, 14-15  
Jacob Larsson, 16-17  
Mike Liambas, 17-18
- 52** Peter LeBoutillier, 96-98  
Ryan Carter, 06-08
- 53** Brett Festerling, 08-11  
Shea Theodore, 15-17  
Max Comtois, 18-19
- 54** Sean Pronger, 95-97  
Bobby Ryan, 07-09  
Cam Fowler, 10-11
- 55** Garrett Burnett, 03-04  
Brian Salcido, 08-09  
Bryan Allen, 12-14
- 56** Petteri Wirtanen, 07-08  
Sam Carrick, 18-19
- 57** David Perron, 15-16
- 58** Ryan O'Marra, 11-12  
Nicolas Kerdiles, 16-18  
Chase De Leo, 18-19
- 59** Nick Sorenson, 16-17
- 60** Brendan Mikkelson, 08-11
- 61** Corey Perry, 05-06  
Troy Terry, 17-19
- 62** Patrick Maroon, 11-14  
Chris Wagner, 14-16  
Andrej Sustr, 18-19
- 63** Nick Bonino, 09-12  
Kevin Roy, 17-19
- 64** Matt Beleskey, 08-09  
Brandon McMillan, 10-13  
Stefan Noesen, 14-17  
Kiefer Sherwood, 18-19
- 65** Emerson Etem, 12-14  
Marcus Pettersson, 17-18
- 67** Tom Askey, 97-98  
MacGregor Sharp, 09-10  
Rickard Rakell, 12-19
- 71** Brandon Montour, 16-17  
J.T. Brown, 17-18
- 73** Mat Clark, 11-12  
Andy Welinski, 17-18
- 74** Peter Holland, 11-14  
Joseph Cramarossa, 16-17
- 75** Jaycob Megna, 16-18
- 76** Dustin Penner, 05-06  
Josh Mahura, 18-19
- 77** Adam Oates, 02-03  
Devante Smith-Pelly, 11-14  
Jesse Blacker, 14-15  
Michael Sgarbossa, 15-16
- 80** Ilya Bryzgalov, 14-15
- 83** Kalle Kossila, 16-19
- 86** Ondrej Kase, 16-17
- 88** Jamie McGinn, 15-16
- 90** Giovanni Fiore, 17-18
- 91** Sergei Fedorov, 03-06
- 93** Anatoli Semenov, 95-96



# MONTHS/AGE/ATTENDANCE

## ALL-TIME INDIVIDUAL TOP SCORING MONTHS

### POINTS

Player	Month, Year	GP	Goals	Assists	Points	+/-
Teemu Selanne	February, 1999	13	12	13	25	+5
Teemu Selanne	March, 2006	16	8	16	24	+9
Teemu Selanne	November, 2006	15	10	13	23	+7
Teemu Selanne	January, 1999	14	8	15	23	+7
Paul Kariya	January, 1997	13	9	13	22	+13
Corey Perry	March, 2010	14	15	6	21	+9
Teemu Selanne	January, 1997	13	9	12	21	+12
Ryan Getzlaf	March, 2017	13	3	17	20	+12
Ryan Getzlaf	February, 2016	14	6	14	20	+13
Ryan Getzlaf	March, 2011	14	2	18	20	+11
Teemu Selanne	March, 2011	14	8	11	19	+1
Ryan Getzlaf	January, 2009	14	4	15	19	+5
Ryan Getzlaf	November, 2008	13	7	12	19	+8
Teemu Selanne	December, 2006	14	12	7	19	+10
Chris Pronger	November, 2006	15	3	16	19	+13
Paul Kariya	January, 2000	13	13	6	19	+1
Paul Kariya	January, 1999	14	6	13	19	+5
Paul Kariya	December, 1996	12	5	14	19	+4

### GOALS

Player	Month, Year	GP	Goals
Corey Perry	March, 2010	14	15
Paul Kariya	January, 2000	13	13
Teemu Selanne	November, 1997	15	13
Teemu Selanne	December, 2006	14	12
Paul Kariya	March, 2001	13	12
Teemu Selanne	February, 1999	13	12

### ASSISTS

Player	Month, Year	GP	Assists
Ryan Getzlaf	March, 2011	14	18
Ryan Getzlaf	March, 2017	13	17
Scott Niedermayer	January, 2009	14	16
Chris Pronger	November, 2006	15	16
Teemu Selanne	March, 2006	16	16
Ryan Getzlaf	December, 2014	14	15
Ryan Getzlaf	January, 2009	14	15
Paul Kariya	March, 2003	14	15
Teemu Selanne	January, 1999	14	15
Ryan Getzlaf	February, 2016	14	14
Ryan Getzlaf	November, 2015	13	14
Ryan Getzlaf	March, 2014	14	14
Andy McDonald	January, 2006	13	14
Paul Kariya	December, 1996	12	14

## YOUNGEST DUCKS TO APPEAR IN A GAME

Player	Born	First Game as a Duck	Age
Oleg Tverdovsky	5/8/76	1/21/95 @ Winnipeg	18 years, 8 months, 13 days
Cam Fowler	12/5/91	10/8/10 @ Detroit	18 years, 10 months, 3 days
Isac Lundestrom	11/6/99	10/8/18 vs. Detroit	18 years, 11 months, 2 days
Devante Smith-Pelly	6/14/92	10/7/11 @ Buffalo (Helsinki)	19 years, 3 months, 23 days
Stanislav Chistov	4/17/83	10/10/02 @ St. Louis	19 years, 5 months, 23 days
Luca Sbisa	1/30/90	10/3/09 vs. San Jose	19 years, 8 months, 4 days
Rickard Rakell	5/5/93	1/19/13 @ Vancouver	19 years, 8 months, 14 days
Hampus Lindholm	1/20/94	10/6/13 @ Winnipeg	19 years, 8 months, 16 days
Max Comtois	1/8/99	10/3/18 @ San Jose	19 years, 8 months, 26 days
Kyle Palmieri	2/1/91	11/3/10 vs. Tampa Bay	19 years, 9 months, 2 days
Vitaly Vishnevski	3/18/80	1/19/00 vs. Dallas	19 years, 10 months, 1 day
Chad Kilger	11/27/76	10/9/95 @ Winnipeg	19 years, 10 months, 12 days
Nick Ritchie	12/5/95	11/16/15 @ Carolina	19 years, 11 months, 11 days

## OLDEST DUCKS TO APPEAR IN A GAME

Player	Born	Last Ducks Appearance	Age
Teemu Selanne	7/3/70	5/16/14 vs. Los Angeles, Game 7 SCF	43 years, 10 months, 13 days
Adam Oates	8/27/62	6/9/03 @ New Jersey, Game 7 SCF	40 years, 9 months, 12 days
Steve Thomas	7/15/63	6/9/03 @ New Jersey, Game 7 SCF	39 years, 10 months, 24 days
Saku Koivu	11/23/74	5/16/14 vs. Los Angeles, Game 7 SCF	39 years, 5 months, 23 days
Mathieu Schneider	6/12/69	4/20/08 @ Dallas, Game 6 WCQF	38 years, 9 months, 28 days
Ryan Miller	7/17/80	4/3/19 vs. Calgary	38 years, 8 months, 17 days
Jason Blake	9/2/73	4/4/12 @ Calgary	38 years, 7 months, 2 days
Bret Hedican	8/10/70	2/26/09 @ Boston	38 years, 6 months, 16 days
Francois Beauchemin	6/4/80	4/18/18 @ San Jose Game 4, 1st Rd.	37 years, 10 months, 14 days
Todd Marchant	8/12/73	4/22/11 @ Nashville, Game 6 WCQF	37 years, 7 months, 10 days
Fredrik Olausson	10/5/66	5/5/03 vs. Dallas, Game 6 WCSF	37 years, 7 months
Shawn Horcoff	9/17/78	4/10/16 at Washington	37 years, 6 months, 24 days

# MONTHS/AGE/ATTENDANCE



## ATTENDANCE

The Anaheim Ducks have recorded 414 sellouts at Honda Center since their inaugural NHL season in 1993-94...last season the Ducks sold out 15 games, including their 400th all-time shutout in the club's 2018-19 home opener Oct. 8 vs. Detroit...the Ducks hosted their largest crowd in club history in 2012-13, welcoming 17,610 fans for a 4-2 victory over the Chicago Blackhawks on Mar. 20, 2013...Anaheim had a club-record 78-game (63 regular season, 15 playoff) sellout streak from 2006-08, including all 40 home games in 2007-08...it was just the second time a Southern California NHL team had sold out a full (non-lockout) regular season...the Ducks set franchise attendance records for sellouts (40), average attendance (17,195) and percent capacity (100.12%) in 2007-08...the Ducks broke the team record for consecutive regular season sellouts on Feb. 22, 2008 when they surpassed the previous record of 51 straight regular season sellouts set from Dec. 22, 1993-Oct. 20, 1995.

Season	HOME GAMES				ROAD GAMES		
	Games	Total Attendance (Avg.)	Percent	Sellouts	Games	Total Attendance (Avg.)	Sellouts
1993-94 <sup>^</sup>	41	696,560 (16,989)	98.9%	27	41	660,377 (16,107)	25
1994-95*	24	412,176 (17,174)	100.0%	24	24	381,073 (15,878)	13
1995-96	41	703,347 (17,155)	99.9%	38	41	640,545 (15,623)	17
1996-97	41	695,867 (16,972)	98.8%	28	41	685,829 (16,728)	27
1997-98+	40	682,735 (17,068)	99.4%	25	40	671,251 (16,781)	24
1998-99	41	647,973 (15,804)	92.0%	9	41	666,278 (16,251)	22
1999-00	41	592,874 (14,460)	84.2%	8	41	684,337 (16,691)	24
2000-01	41	553,990 (13,512)	78.7%	3	41	682,857 (16,655)	21
2001-02	41	492,089 (12,002)	69.9%	3	41	698,804 (17,044)	21
2002-03	41	573,524 (13,988)	81.5%	7	41	681,221 (16,615)	18
2003-04	41	614,504 (14,988)	87.3%	11	41	683,214 (16,664)	17
2005-06	41	620,380 (15,131)	88.1%	12	41	708,042 (17,269)	22
2006-07	41	671,916 (16,377)	95.4%	25	41	688,019 (16,781)	20
2007-08\$	40	687,813 (17,195)	100.1%	40	40	686,639 (17,166)	22
2008-09	41	696,629 (16,991)	98.9%	20	41	717,563 (17,502)	26
2009-10	41	621,903 (15,168)	88.2%	1	41	691,795 (16,873)	26
2010-11	41	603,283 (14,714)	85.7%	5	41	700,773 (17,092)	26
2011-12#	40	591,370 (14,784)	86.1%	9	40	680,898 (17,022)	22
2012-13<	24	381,308 (15,887)	92.5%	10	24	420,555 (17,523)	16
2013-14 <sup>^^</sup>	41	675,248 (16,469)	95.9%	26	41	754,578 (18,404)	28
2014-15	41	691,835 (16,874)	98.2%	24	41	707,650 (17,260)	25
2015-16	41	669,805 (16,336)	95.1%	15	41	708,278 (17,275)	25
2016-17	41	653,632 (15,942)	92.8%	11	41	712,943 (17,389)	24
2017-18	41	682,060 (16,636)	96.9%	18	41	710,291 (17,324)	23
2018-19	41	689,385 (16,814)	97.9%	15	41	707,487 (17,256)	25
<b>Totals</b>	<b>988</b>	<b>15,602,206 (15,792)</b>	<b>92.0%</b>	<b>414</b>	<b>988</b>	<b>16,731,297 (16,935)</b>	<b>559</b>

- <sup>^</sup> 1993-94 schedule included two neutral site games (1 home, 1 away--not included in totals)
- \* 1994-95 season shortened to 48 games due to work stoppage
- + 1997-98 schedule included two games in Japan (1 home, 1 away--not included in totals)
- \$ 2007-08 schedule included two games in London, England (1 home, 1 away--not included in totals)
- # 2011-12 schedule included two games in Europe (Helsinki and Sweden, 1 home, 1 away--not included in totals)
- < 2012-13 season shortened to 48 games due to work stoppage
- <sup>^^</sup>2013-14 one road game played at Dodger Stadium



CALIFORNIA REPUBLIC

# DUCKS SEASON TOTALS

## DUCKS YEAR-BY-YEAR FINISH

SEASON	RECORD	PCTG.	GF	GA	STANDINGS	POWER PLAY	PENALTY KILL	GAA	HOME	ROAD	OT
1993-94	33-46-5, 71 PTS.	.423	229	251	4TH PAC/9TH WEST	54-376 (14.4)	67-388 (82.7)	2.97	14-26-2	19-20-3	2-5-5
1994-95	16-27-5, 37 PTS.	.385	125	164	6TH PAC/12TH WEST	23-202 (11.4)	47-193 (75.6)	3.38	11-9-4	5-18-1	2-0-5
1995-96	35-39-8, 78 PTS.	.476	234	247	4TH PAC/T-8TH WEST	60-426 (14.1)	81-423 (80.9)	2.97	22-15-4	13-24-4	6-2-8
1996-97	36-33-13, 85 PTS.	.518	245	233	2ND PAC/4TH WEST	56-333 (16.8)	62-336 (81.5)	2.80	23-12-6	13-21-7	3-0-13
1997-98	26-43-13, 65 PTS.	.396	205	261	6TH PAC/12TH WEST	46-392 (11.7)	72-396 (81.8)	3.13	12-23-6	14-20-7	3-4-13
1998-99	35-34-13, 83 PTS.	.506	215	206	3RD PAC/ 6TH WEST	83-378 (22.0)	60-387 (84.5)	2.48	21-14-6	14-20-7	1-3-13
1999-00	34-33-12-3, 83 PTS.	.506	217	227	5TH PAC/9TH WEST	55-332 (16.6)	62-296 (79.1)	2.73	19-13-7-2	15-20-1-3	3-3-12
2000-01	25-41-11-5, 66 PTS.	.402	188	245	5TH PAC/15TH WEST	66-373 (17.7)	71-390 (81.8)	2.94	15-20-4-2	10-21-7-3	4-5-11
2001-02	29-42-8-3, 69 PTS.	.421	175	198	5TH PAC/13TH WEST	43-373 (11.5)	46-330 (86.1)	2.39	15-19-5-2	14-23-3-1	3-8-8
2002-03	40-27-9-6, 95 PTS.	.579	203	193	2ND PAC/7TH WEST	56-348 (16.1)	42-333 (87.3)	2.35	22-10-7-2	18-17-2-4	6-6-9
2003-04	29-35-10-8, 76 PTS.	.463	184	213	4TH PAC/12TH WEST	56-310 (18.1)	54-353 (84.7)	2.60	19-11-7-4	10-24-3-4	4-8-10
2005-06	43-27-12, 98 PTS.	.598	251*	222*	3RD PAC/6TH WEST	87-480 (18.1)	84-510 (83.5)	2.67	26-10-5	17-17-7	6-5-7
2006-07	48-20-14, 110 PTS.	.689	254*	198*	1ST PAC/2ND WEST	89-398 (22.4)	61-410 (85.1)	2.37	26-6-9	22-14-5	9-4-10
2007-08	47-27-8, 102 PTS.	.622	197*	184*	2ND PAC/4TH WEST	60-361 (16.6)	69-408 (83.1)	2.24	28-9-4	19-18-4	12-1-7
2008-09	42-33-7, 91 PTS.	.562	238*	235*	2ND PAC/8TH WEST	73-309 (23.6)	78-385 (97.7)	2.87	20-18-3	22-15-4	12-4-3
2009-10	39-32-11, 89 PTS.	.545	233*	243*	4TH PAC/11TH WEST	63-300 (21.0)	67-324 (97.3)	2.96	25-11-5	14-21-6	8-8-8
2010-11	47-30-5, 99 PTS.	.603	235*	233*	2ND PAC/4TH WEST	67-285 (23.5)	57-305 (81.3)	2.84	26-13-2	21-17-3	13-3-2
2011-12	34-36-12, 80 PTS.	.488	201*	224*	5TH PAC/13TH WEST	45-271 (16.6)	51-283 (82.0)	2.73	21-18-2	13-18-10	5-5-7
2012-13	30-12-6, 66 PTS.	.488	134*	115*	1ST PAC/2ND WEST	29-135 (21.5)	30-162 (81.5)	2.40	16-7-1	14-5-5	7-3-3
2013-14	54-20-8, 116 PTS.	.707	263*	203*	1ST PAC/1ST WEST	44-275 (16.0)	48-270 (82.2)	2.48	29-8-4	25-12-4	10-2-6
2014-15	51-24-7, 109 PTS.	.665	228*	221*	1ST PAC/1ST WEST	37-235 (15.7)	52-274 (81.0)	2.70	26-12-3	25-12-4	16-2-5
2015-16	46-25-11, 103 PTS.	.628	215*	188*	1ST PAC/2ND WEST	56-242 (23.1)	37-290 (87.2)	2.29	25-10-6	21-15-5	7-7-4
2016-17	46-23-13, 105 PTS.	.640	220*	197*	1ST PAC/3RD WEST	47-251 (18.7)	43-281 (84.7)	2.20	29-8-4	17-15-9	6-10-3
2017-18	44-25-13, 101 PTS.	.616	231*	209*	2ND PAC/5TH WEST	38-214 (17.8)	46-274 (83.2)	2.55	26-10-5	18-15-8	9-6-7
2018-19	35-37-10, 80 PTS.	.494	196*	248*	6TH PAC/13TH WEST	36-212 (18.7)	55-271 (97.1)	3.02	19-14-8	16-23-2	8-7-3
<b>TOTALS</b>	<b>944-771-269, 2157 PTS.</b>	<b>.544</b>	<b>5,316</b>	<b>5,338</b>		<b>1369-7811 (17.5)</b>	<b>1442-8272 (82.6)</b>	<b>2.70</b>	<b>535-326-131</b>	<b>409-445-138</b>	<b>165-101-182*</b>

\* DOES NOT INCLUDE "TEAM" GOALS AWARDED FOR SHOOTOUT WINS ^ 75 SHOOTOUT LOSSES, 107 TIES

## ALL-TIME DUCKS RECORD BY MONTH

SEASON	OCTOBER	NOVEMBER	DECEMBER	JANUARY	FEBRUARY	MARCH	APRIL	MAY
1993-94	2-8-2	6-7-0	6-8-0	6-6-2	4-6-1	6-8-0	3-3-0	-----
1994-95	-----	-----	-----	3-3-0	2-8-1	4-8-3	6-7-1	1-1-0
1995-96	3-8-0	8-5-1	3-9-3	4-5-1	5-8-0	7-3-2	5-1-1	-----
1996-97	1-9-2	6-5-2	6-5-1	7-5-1	6-6-1	7-3-4	3-0-2	-----
1997-98	5-4-4	6-8-1	2-8-2	4-7-2	3-2-0	4-9-2	2-5-2	-----
1998-99	3-3-3	5-7-1	5-3-4	4-9-1	10-3-0	6-4-2	2-5-2	-----
1999-00	6-5-1-1	6-5-1-0	6-6-2-0	4-7-2-0	5-3-4-0	5-5-2-1	2-2-0-1	-----
2000-01	4-4-1-2	2-8-3-1	5-7-1-1	2-10-1-0	3-5-2-1	6-5-2-0	1-2-1-0	-----
2001-02	4-7-1-0	3-9-2-0	6-5-2-3	6-8-1-0	2-3-0-0	6-7-1-0	2-3-1-0	-----
2002-03	3-5-3-0	5-2-3-3	7-7-0-0	7-4-1-1	8-5-1-0	9-3-1-1	1-1-0-1	-----
2003-04	4-5-1-1	4-2-3-4	5-8-0-0	3-7-4-1	7-4-1-2	5-9-1-0	1-0-0-0	-----
2005-06	6-5-1	5-6-3	6-4-2	7-2-4	3-2-1	11-4-1	5-4-0	-----
2006-07	9-0-3	10-2-3	9-5-0	4-5-2	5-5-2	10-3-2	1-0-2	-----
2007-08	4-7-2	8-4-2	7-6-1	8-4-1	10-2-1	8-4-1	2-0-0	-----
2008-09	6-5-1	8-3-2	5-7-1	6-7-1	6-6-0	8-4-1	3-1-1	-----
2009-10	4-6-2	6-5-2	6-6-3	9-6-0	5-5-1	7-6-1	2-1-3	-----
2010-11	4-7-1	8-4-2	8-6-1	8-3-0	5-2-1	11-3-0	3-2-0	-----
2011-12	5-5-1	2-8-3	3-8-2	9-2-1	8-4-3	6-7-1	1-2-1	-----
2012-13	-----	-----	-----	3-1-1	11-2-0	9-4-4	7-5-1	-----
2013-14	10-3-1	8-4-3	11-1-1	11-3-0	2-3-0	7-4-3	5-2-0	-----
2014-15	9-3-0	5-3-5	10-3-1	8-3-0	7-5-1	10-5-0	2-2-0	-----
2015-16	1-7-2	8-4-3	6-4-1	7-3-1	12-1-1	9-4-2	3-2-1	-----
2016-17	3-4-2	8-4-2	7-4-4	10-3-1	4-6-1	10-2-2	4-0-1	-----
2017-18	6-4-1	5-6-3	7-4-4	7-3-1	6-4-3	9-4-1	4-0-0	-----
2018-19	5-6-2	8-4-3	6-5-2	2-6-2	3-10-0	9-6-1	2-0-0	-----
<b>TOTALS</b>	<b>109-120-41</b>	<b>140-117-61</b>	<b>142-129-42</b>	<b>149-122-33</b>	<b>142-110-28</b>	<b>189-124-42</b>	<b>72-50-22</b>	<b>1-1-0</b>

## ALL-TIME RECORDS AT THE ALL-STAR BREAK AND AT THE HALFWAY POINT

SEASON	DATE OF ALL-STAR GAME (HOST TEAM)	RECORD BEFORE	RECORD AFTER	FIRST HALF OF SEASON	SECOND HALF OF SEASON	OVERALL RECORD <sup>1</sup>
1993-94	JAN. 22 (NYR)	18-27-4	15-19-1	16-24-2	17-22-3	33-46-5
1994-95	NONE	-----	-----	7-15-2	9-12-3	16-27-5
1995-96	JAN. 20 (BOS)	16-26-5	19-13-3	15-22-4	20-17-4	35-39-8
1996-97	JAN. 18 (SJ)	17-22-5	19-11-8	15-21-5	21-12-8	36-33-13
1997-98	JAN. 18 (VAN)	15-25-8	11-18-5	13-21-7	13-22-6	26-43-13
1998-99	JAN. 24 (TB)	17-19-9	18-15-4	16-17-8	19-17-5	35-34-13
1999-00	FEB. 6 (TOR)	22-23-8-1	12-10-4-2	18-17-5-1	16-16-7-2	34-33-12-3
2000-01	FEB. 4 (COL)	16-29-6-4	9-12-5-1	13-19-5-4	12-22-6-1	25-41-11-5
2001-02	FEB. 2 (LA)	19-29-6-3	10-13-2-0	13-20-5-3	16-22-3-0	29-42-8-3
2002-03	FEB. 2 (FLA)	22-18-7-4	18-9-2-2	15-16-7-3	25-11-2-3	40-27-9-6
2003-04	FEB. 8 (MIN)	17-23-8-7	12-12-2-1	13-17-6-5	16-18-4-3	29-35-10-8
2005-06	NONE	-----	-----	18-16-7	25-11-5	43-27-12
2006-07	JAN. 24 (DAL)	30-12-8	18-8-6	28-7-6	20-13-8	48-20-14
2007-08	JAN. 27 (ATL)	27-20-6	20-7-2	19-17-5	28-10-3	47-27-8
2008-09	JAN. 25 (MTL)	23-21-5	19-12-2	21-15-5	21-18-2	42-33-7
2009-10	NONE	-----	-----	16-18-7	23-14-4	39-32-11
2010-11	JAN. 30 (CAR)	28-20-4	19-10-1	20-17-4	27-13-1	47-30-5
2011-12	JAN. 29 (OTT)	18-23-7	16-13-5	13-22-6	21-14-6	34-36-12
2012-13	NONE	-----	-----	18-3-3	12-9-3	30-12-6
2013-14	NONE	-----	-----	28-8-5	26-12-3	54-20-8
2014-15	JAN. 25 (CBJ)	31-10-6	20-14-1	26-9-6	25-15-1	51-24-7
2015-16	JAN. 31 (NSH)	22-18-7	24-7-4	17-17-7	29-8-4	46-25-11
2016-17	JAN. 29 (LA)	27-15-9	19-8-4	21-12-8	25-11-5	46-23-13
2017-18	JAN. 28 (TB)	24-17-9	20-8-4	19-14-8	25-11-5	44-25-13
2018-19	JAN. 26 (SJ)	21-21-9	14-16-1	19-15-7	16-22-3	35-37-10
<b>TOTALS</b>		<b>430-418-155</b>	<b>332-235-72</b>	<b>437-399-156</b>	<b>507-372-113</b>	<b>944-771-269</b>



# DUCKS SEASON TOTALS



## ALL-TIME DUCKS RECORD BY DAY OF THE WEEK

SEASON	SUNDAY	MONDAY	TUESDAY	WEDNESDAY	THURSDAY	FRIDAY	SATURDAY
1993-94	6-11-1	2-4-0	3-3-1	9-11-1	1-6-1	7-7-1	5-4-0
1994-95	3-6-1	3-1-0	0-5-1	4-4-0	3-2-1	1-7-2	2-2-0
1995-96	11-5-3	1-6-0	2-3-1	10-10-1	0-4-1	9-8-1	2-3-1
1996-97	6-5-4	4-3-1	0-3-1	11-9-3	0-3-1	12-5-2	3-5-1
1997-98	4-8-3	1-5-1	1-3-2	6-15-1	2-2-2	5-6-2	7-4-2
1998-99	7-4-1	4-3-1	1-1-1	9-10-3	2-3-1	8-9-3	4-4-3
1999-00	8-2-0-1	4-5-0-0	5-2-1-0	5-11-4-1	0-2-2-0	9-4-4-0	3-7-1-1
2000-01	8-8-2-0	2-2-0-1	2-2-0-0	5-14-3-1	1-2-1-1	5-8-4-2	2-5-1-0
2001-02	6-8-0-1	2-3-1-0	2-3-0-0	8-10-3-2	1-4-1-0	6-9-2-0	4-5-1-0
2002-03	12-4-3-0	1-1-1-1	3-3-1-2	12-5-1-0	6-3-1-1	4-7-2-2	2-4-0-0
2003-04	6-8-3-1	2-3-2-1	4-2-0-2	10-3-5-1	0-3-0-0	5-9-0-2	2-7-0-1
2005-06	9-3-2	5-2-3	4-5-0	6-10-0	2-3-1	8-2-4	9-2-2
2006-07	9-3-2	5-1-0	5-3-2	8-2-5	5-2-1	9-5-3	7-4-1
2007-08	9-4-2	4-1-0	5-2-1	10-5-2	6-3-0	7-6-2	6-6-1
2008-09	10-7-0	3-2-0	7-4-1	7-9-0	2-5-0	4-6-4	9-0-2
2009-10	6-2-3	4-2-0	5-5-2	8-6-0	4-6-1	5-2-4	7-9-1
2010-11	9-6-1	3-1-0	6-2-0	13-5-2	1-3-0	9-6-2	6-7-0
2011-12	7-9-0	5-3-0	4-2-3	8-5-1	3-4-3	5-5-4	2-9-0
2012-13	4-1-1	7-2-2	2-0-0	5-2-1	2-0-0	5-5-0	5-2-2
2013-14	11-2-0	5-3-0	4-6-1	7-3-2	4-3-1	10-2-3	13-1-1
2014-15	10-5-1	4-1-0	6-3-1	9-6-1	5-3-0	11-5-2	6-1-2
2015-16	10-2-0	5-2-4	6-3-2	6-6-1	5-4-2	7-5-2	7-3-0
2016-17	9-4-2	2-1-0	10-4-3	6-2-1	11-1-2	5-5-2	3-6-3
2017-18	7-3-2	3-5-0	6-4-2	8-3-0	6-2-2	8-5-2	5-3-5
2018-19	7-5-3	3-2-1	5-6-0	9-5-2	1-6-1	6-8-1	4-6-2
<b>TOTALS</b>	<b>194-125-43</b>	<b>84-64-20</b>	<b>98-79-31</b>	<b>199-171-48</b>	<b>73-79-28</b>	<b>170-146-64</b>	<b>125-109-34</b>

## ALL-TIME DUCKS RECORD BY DIVISION/CONFERENCE

SEASON	PACIFIC	CENTRAL	NORTHWEST	WEST	METROPOLITAN	ATLANTIC	NORTHEAST	SOUTHEAST	EAST	OVERALL
1993-94	11-18-1	12-12-2	----	23-30-3	----	6-8-0	4-8-2	----	10-16-2	33-46-5
1994-95	11-10-3	5-17-2	----	16-27-5	----	----	----	----	16-27-5	16-27-5
1995-96	15-16-1	7-14-3	----	22-30-4	----	5-5-4	8-4-0	----	13-9-4	35-39-8
1996-97	13-12-7	11-10-3	----	24-22-10	----	7-6-1	5-5-2	----	12-11-3	36-33-13
1997-98	11-17-4	5-15-4	----	16-32-8	----	3-8-1	3-3-1	----	10-11-5	26-43-13
1998-99*	12-7-5	7-8-1	6-9-2	25-24-8	----	4-3-3	2-4-2	4-3-0	10-10-5	35-34-13
1999-00	11-9-3-1	10-5-2-0	5-8-3-0	26-22-8-1	----	2-3-2-1	2-6-1-0	4-2-1-1	8-11-4-2	34-33-12-3
2000-01	5-10-2-3	4-13-2-1	6-9-5-0	15-32-9-4	----	5-3-0-0	1-3-1-1	4-3-1-0	10-9-2-1	25-41-11-5
2001-02	8-9-2-1	7-11-2-0	6-9-3-2	21-29-7-3	----	5-2-0-0	0-5-1-0	3-6-0-0	8-13-1-0	29-42-8-3
2002-03	8-9-3-0	15-3-0-2	8-7-3-2	31-19-6-4	----	1-3-1-2	1-3-1-0	5-2-1-0	9-8-3-2	40-27-9-6
2003-04	8-10-4-2	6-7-4-3	8-9-1-2	22-26-9-7	----	2-3-1-0	3-4-0-1	4-2-0-0	7-9-1-1	29-35-10-8
2005-06	18-9-5	13-5-2	7-11-2	38-25-9	----	----	2-1-2	3-1-1	5-2-3	43-27-12
2006-07	19-8-5	12-5-3	11-5-4	42-18-12	----	2-1-2	----	4-1-0	6-2-2	48-20-14
2007-08	17-10-5	13-5-2	9-10-1	39-25-8	----	3-2-0	5-0-0	----	8-2-0	47-27-8
2008-09	12-10-2	10-7-3	13-6-1	35-23-6	----	1-4-1	5-1-0	1-5-0	7-10-1	42-33-7
2009-10	7-13-4	10-8-2	13-4-3	30-25-9	----	2-4-0	3-1-2	4-2-0	9-7-2	39-32-11
2010-11	14-10-0	8-11-1	14-3-3	36-24-4	----	5-2-0	3-2-0	3-2-1	11-6-1	47-30-5
2011-12	10-12-2	6-11-3	10-7-3	26-30-8	----	3-0-3	2-4-0	3-2-1	8-6-4	34-36-12
2012-13	8-7-3	10-2-3	12-3-0	30-12-6	----	----	----	----	----	30-12-6
2013-14^	22-4-3	13-8-0	----	35-12-3	10-3-3	9-5-2	----	----	19-8-5	54-20-8
2014-15	18-6-5	16-5-0	----	34-11-5	8-6-2	9-7-0	----	----	17-13-2	51-24-7
2015-16	19-6-4	10-8-3	----	29-14-7	8-5-3	9-6-1	----	----	17-11-4	46-25-11
2016-17	18-6-5	12-7-2	----	30-13-7	7-6-3	9-4-3	----	----	16-10-6	46-23-13
2017-18	15-7-7	10-8-3	----	25-15-10	11-3-2	8-7-1	----	----	19-10-3	44-25-13
2018-19	12-13-4	9-10-2	----	21-23-6	9-6-1	5-8-3	----	----	14-14-4	35-37-10
<b>TOTALS</b>	<b>322-248-96</b>	<b>241-215-60</b>	<b>128-100-40</b>	<b>691-563-196</b>	<b>53-29-14</b>	<b>109-89-35</b>	<b>49-59-17</b>	<b>42-31-7</b>	<b>253-208-73</b>	<b>944-771-269</b>

\*THE NHL EXPANDED TO SIX DIVISIONS FROM FOUR IN 1998-99. ^THE NHL CONTRACTED TO FOUR DIVISIONS FROM SIX IN 2013-14

## ALL-TIME DUCKS RECORD VS. GOALS SCORED & ALLOWED

Season	WHEN SCORING					WHEN ALLOWING						
	0 goals	1 goal	2 goals	3 goals	4 goals	0 goals	1 goal	2 goals	3 goals	4 goals	5+ goals	
1993-94	0-9-0	1-6-1	3-19-2	10-9-1	6-3-1	13-0-0	3-0-0	10-2-1	11-3-2	7-13-1	1-15-1	
1994-95	0-6-0	0-7-0	1-8-2	5-4-2	3-1-1	7-1-0	2-0-0	5-0-0	3-4-2	4-5-2	2-4-1	
1995-96	0-2-0	1-14-0	6-13-6	7-7-1	8-3-1	13-0-0	4-0-0	10-0-0	13-3-6	6-11-1	2-9-1	
1996-97	0-1-0	1-11-3	4-9-4	9-10-2	11-1-1	11-1-3	6-0-0	11-0-3	12-2-4	5-8-2	2-12-1	
1997-98	0-11-0	0-6-1	4-17-3	6-8-8	9-1-0	7-0-1	4-0-0	6-0-1	8-4-3	6-12-8	2-10-0	
1998-99	0-5-0	3-14-0	10-11-8	10-4-2	6-0-3	13-0-0	7-0-0	17-4-0	3-3-7	5-10-3	3-9-3	
1999-00	0-5-0-0	2-12-2-0	5-10-3-1	9-5-3-2	10-1-3-0	8-0-1-0	5-0-0-0	13-0-2-0	10-8-3-0	5-5-3-1	0-10-3-2	
2000-01	0-9-0-0	3-9-2-1	3-19-5-3	5-3-3-0	8-1-1-1	6-0-0-0	6-0-0-0	6-2-2-0	7-1-5-1	4-13-3-3	1-12-1-0	
2001-02	0-4-0-1	1-19-3-0	8-16-4-2	7-3-1-0	7-0-0-0	6-0-0-0	5-0-0-0	14-2-3-1	8-8-4-0	1-15-1-2	1-10-0-0	
2002-03	0-6-0-0	2-11-1-2	7-6-7-3	13-3-0-1	11-1-1-0	7-0-0-0	9-0-0-0	11-2-1-0	12-5-7-2	7-3-0-3	0-13-1-1	
2003-04	0-5-0-0	1-18-4-3	7-11-3-1	7-0-2-4	8-1-1-0	6-0-0-0	5-0-0-0	10-14-0-0	7-10-3-3	6-10-2-1	0-5-1-4	
2005-06	0-3-1	1-9-1	6-9-5	4-5-4	13-1-0	19-0-1	3-0-0	11-1-1	12-3-1	11-11-5	6-7-4	
2006-07	0-6-0	0-4-1	7-5-5	12-4-5	13-1-3	16-0-0	5-0-0	15-2-0	16-4-2	7-5-5	4-6-4	
2007-08	0-9-1	0-10-1	15-6-4	11-1-1	12-1-0	9-0-1	3-0-0	23-2-1	13-5-1	8-6-4	0-7-1	
2008-09	0-5-0	3-7-0	5-11-2	9-8-2	14-2-2	11-0-1	6-0-0	7-1-0	15-4-0	11-10-2	2-11-3	
2009-10	0-6-0	0-11-0	3-6-5	13-6-3	14-3-3	9-0-0	3-0-0	8-1-0	19-1-2	6-8-5	3-9-4	
2010-11	0-4-0	2-9-1	9-10-2	14-4-0	8-2-2	14-1-0	7-0-0	10-0-0	18-2-1	6-5-2	6-12-0	
2011-12	0-6-1	1-8-3	7-15-5	10-5-1	10-1-2	6-1-0	4-0-0	9-1-3	16-3-4	4-9-2	1-12-2	
2012-13	0-2-0	0-7-2	6-1-2	10-2-0	6-0-2	8-0-0	5-0-0	9-0-0	9-2-2	4-3-2	2-3-0	
2013-14	0-2-0	3-6-0	6-11-4	15-1-4	7-0-0	23-0-0	6-0-0	9-0-0	25-3-3	12-6-3	2-6-0	
2014-15	0-4-0	1-6-2	12-7-4	15-5-1	14-2-0	9-0-0	4-0-0	19-0-2	15-2-3	8-2-2	4-7-0	
2015-16	0-8-1	5-8-4	7-7-2	8-2-3	15-0-0	11-0-1	8-0-0	14-0-4	16-6-1	7-7-3	1-6-2	
2016-17	0-3-0	3-9-4	7-6-8	14-3-1	12-2-0	10-0-0	8-0-0	17-0-1	12-4-5	8-4-6	0-7-1	
2017-18	0-2-0	0-11-4	7-7-6	15-4-2	11-1-0	11-0-1	9-0-0	8-0-3	16-5-3	8-5-5	3-8-1	
2018-19	0-9-0	3-14-3	5-9-2	11-3-4	6-2-1	10-0-0	4-0-0	10-0-0	14-2-5	4-13-1	1-9-3	
<b>Totals</b>	<b>0-132-5</b>	<b>37-246-49</b>	<b>153-249-113</b>	<b>249-109-63</b>	<b>242-31-29</b>	<b>263-4-10</b>	<b>131-0-0</b>	<b>282-21-33</b>	<b>310-97-85</b>	<b>160-199-83</b>	<b>50-219-47</b>	<b>11-235-21</b>



# RECORD STREAKS

## ALL-TIME RECORD STREAKS

### WINNING STREAKS

#### Longest Winning Streaks

- 11 games (Feb. 13-Mar. 5, 2016)
- 10 games (Dec. 6-Dec. 28, 2013)
- 8 games (Dec. 31, 2013-Jan. 15, 2014)
- 7 games (Dec. 1-Dec. 13, 2014)
- 7 games (Oct. 11-Oct. 24, 2014)
- 7 games (Oct. 5-Oct. 20, 2013)
- 7 games (Feb. 20-Mar. 7, 1999)
- 6 games (Jan. 20-Feb. 5, 2016)
- 6 games (Jan. 11-Jan. 27, 2015)
- 6 games (Feb. 9-Feb. 24, 2013)
- 6 games (Nov. 3-Nov. 12, 2010)
- 6 games (Feb. 17-Mar. 3, 2008)
- 6 games (Jan. 7-Jan. 18, 2008)
- 6 games (Mar. 17-Mar. 25, 2006)
- 6 games (Jan. 23-Feb. 6, 2002)
- 6 games (Mar. 8-Mar. 22, 1996)

#### Longest Home Winning Streaks

- 13 games (Jan. 26-Mar. 20, 2013)
- 11 games (Dec. 8, 2009-Feb. 10, 2010)
- 10 games (Dec. 9, 2013-Jan. 15, 2014)
- 10 games (Feb. 17-Mar. 26, 2008)
- 8 games (Jan. 20-Mar. 2, 2016)
- 8 games (Oct. 10-Nov. 10, 2013)
- 7 games (Mar. 14-Apr. 6, 2018)
- 7 games (Dec. 19-Jan. 15, 2008)
- 7 games (Mar. 7-Apr. 4, 2006)
- 6 games (Mar. 22-Apr. 9, 2017)
- 6 games (Jan. 6-Jan. 22, 2012)
- 6 games (Feb. 25-Mar. 11, 2007)
- 6 games (Dec. 1-Dec. 22, 2002)

#### Longest Road Winning Streaks

- 7 games (Nov. 28-Dec. 13, 2006)
- 6 games (Feb. 13-Mar. 5, 2016)
- 6 games (Dec. 6-Dec. 23, 2013)
- 6 games (Jan. 22-Feb. 13, 2011)
- 6 games (Mar. 19-Apr. 4, 2009)
- 5 games (Feb. 12-Mar. 3, 2015)
- 5 games (Oct. 21-Nov. 4, 2008)
- 5 games (Feb. 5-Feb. 12, 2008)
- 5 games (Nov. 26-Dec. 26, 2000)
- 4 games (Feb. 9-Feb. 16, 2013)
- 4 games (Dec. 10-Dec. 27, 2007)
- 4 games (Mar. 17-Mar. 25, 2006)
- 4 games (Feb. 5-Feb. 15, 1999)
- 4 games (Nov. 19-Nov. 24, 1993)

### LOSING STREAKS

#### Longest Losing Streaks

- 12 games (Dec. 18, 2018-Jan. 15, 2019)
- 8 games (Nov. 3-Nov. 20, 2005)
- 8 games (Oct. 12-Oct. 30, 1996)
- 7 games (Mar. 1-Mar. 13, 1998)
- 7 games (Jan. 20-Feb. 9, 2019)
- 7 games (Oct. 20-Nov. 1, 2018)
- 6 games (Nov. 14-Nov. 26, 2010)
- 6 games (Jan. 20-Feb. 2, 2008)
- 6 games (Nov. 14-Nov. 24, 2001)
- 6 games (Jan. 19-Jan. 31, 2001)

#### Longest Home Losing Streaks

- 8 games (Jan. 10-Feb. 9, 2001)
- 7 games (Dec. 29, 2018-Jan. 23, 2019)
- 6 games (Nov. 4-Nov. 20, 2005)
- 6 games (Feb. 7-Mar. 11, 1998)
- 5 games (Oct. 16-Oct. 30, 1996)
- 4 games (Feb. 2-Feb. 25, 2011)
- 4 games (Oct. 17-Oct. 26, 2009)
- 4 games (Feb. 15-Mar. 8, 2009)
- 4 games (Dec. 17-Dec. 22, 1995)
- 4 games (Dec. 22, 1993-Jan. 12, 1994)

#### Longest Road Losing Streaks

- 7 games (Oct. 8-Nov. 12, 2005)
- 6 games (Oct. 20-Nov. 25, 2018)
- 6 games (Dec. 18, 2018-Jan. 15, 2019)
- 6 games (Jan. 20-Feb. 9, 2019)
- 6 games (Nov. 23-Dec. 19, 2011)
- 6 games (Sept. 29-Oct. 23, 2007)
- 6 games (Dec. 2-Dec. 27, 2003)
- 6 games (Mar. 26-Apr. 21, 1995)
- 6 games (Feb. 23-Mar. 11, 1995)
- 6 games (Oct. 20-Nov. 14, 1993)
- 6 games (Oct. 20-Oct. 31, 1993)

### POINT STREAKS\*

#### Longest Point Streaks

- 16 games (Oct. 6-Nov. 9, 2006; 12-0-4)
- 14 games (Mar. 12-Apr. 9, 2017; 11-0-3)
- 14 games (Feb. 9-Mar. 7, 2016; 12-0-2)
- 13 games (Nov. 29-Dec. 28, 2013; 11-0-2)
- 12 games (Feb. 27-Mar. 20, 2013; 9-0-3)
- 12 games (Feb. 22-Mar. 19, 1997; 7-0-5)

#### Longest Home Point Streaks

- 22 games (Oct. 10, 2013-Jan. 15, 2014; 20-0-2)
- 14 games (Feb. 12-Apr. 9, 1997; 10-0-4)
- 13 games (Jan. 26-Mar. 20, 2013; 13-0-0)
- 12 games (Jan. 21-Mar. 3, 2004; 9-0-3)
- 12 games (Dec. 6, 2009-Feb. 10, 2010; 11-0-1)

#### Longest Road Point Streaks

- 9 games (Feb. 28-Apr. 11, 2009; 7-0-2)
- 8 games (Oct. 29-Nov. 19, 2002; 4-0-4)
- 8 games (Nov. 22-Dec. 13, 2006; 7-0-1)
- 8 games (Oct. 21-Nov. 30, 2008; 7-0-1)
- 8 games (Feb. 9-Mar. 5, 2016; 7-0-1)

### WINLESS STREAKS

#### Longest Winless Streaks

- 9 games (Nov. 7-Nov. 24, 2001; 0-7-2)
- 9 games (Oct. 10-30, 1996; 0-8-1)
- 9 games (Nov. 21-Dec. 10, 1995; 0-6-3)
- 8 games (Jan. 2, 2004-Jan. 15, 2004; 0-5-3)
- 8 games (Dec. 27-Jan. 12, 2002; 0-6-2)
- 8 games (Oct. 30-Nov. 15, 2000; 0-6-2)
- 7 games (Nov. 13-Nov. 27, 2011; 0-6-1)
- 7 games (Dec. 26, 2002-Jan. 8, 2003; 0-6-1)
- 7 games (Dec. 27-Jan. 12, 2000; 0-6-1)
- 7 games (Mar. 1-13, 1998; 0-7-0)

#### Longest Home Winless Streaks

- 11 games (Jan. 5-Feb. 14, 2001; 0-8-3)
- 7 games (Dec. 21-Jan. 21, 2003; 0-3-4)
- 6 games (Nov. 7-Nov. 30, 2001; 0-4-2)
- 6 games (Nov. 22-Dec. 10, 1999; 0-4-2)
- 6 games (Feb. 7-Mar. 11, 1998; 0-6-0)
- 5 games (Nov. 13-Nov. 27, 2011; 0-5-0)
- 5 games (Nov. 10-19, 1997; 0-4-1)
- 5 games (Oct. 16-30, 1996; 0-5-0)

#### Longest Road Winless Streaks

- 13 games (Oct. 29, 2011-Dec. 22, 2012; 0-9-4)
- 13 games (Nov. 1-Dec. 27, 2003; 0-8-5)
- 10 games (Mar. 26-Oct. 11, 1995; 0-9-1)
- 8 games (Dec. 27, 2001-Jan. 19, 2002; 0-6-2)
- 8 games (Nov. 29, 1997-Jan. 1, 1998; 0-6-2)
- 7 games (Dec. 22-Jan. 15, 2001; 0-5-2)
- 7 games (Dec. 27-Jan. 22, 2000; 0-6-1)
- 7 games (Nov. 22-Dec. 27, 1995; 0-5-2)

# RECORD STREAKS



## SEASON-BY-SEASON STREAKS

Season	Longest Winning Streak	Longest Losing Streak	Longest Point Streak*	Longest Winless Streak
1993-94	4 games (11/19-11/24)	6 games (10/20-10/31)	4 games (two times)	6 games (10/20-10/31; 0-6-0)
1994-95	2 games (two times)	3 games (five times)	2 games (six times)	5 games (3/3-3/11; 0-4-1)
1995-96	6 games (3/8-3/22)	5 games (12/17-12/27)	7 games (3/8-3/24; 6-0-1)	9 games (11/22-12/10; 0-6-3)
1996-97	3 games (two times)	8 games (10/12-10/30)	12 games (2/22-3/19; 7-0-5)	9 games (10/10-10/30; 0-8-1)
1997-98	3 games (two times)	7 games (3/1-3/13)	5 games (3/19-3/26; 3-0-2)	7 games (3/1-3/13; 0-7-0)
1998-99	7 games (2/20-3/7)	3 games (four times)	8 games (2/20-3/10; 7-0-1)	5 games (three times)
1999-00	4 games (12/12-12/19)	4 games (12/27-1/5)	5 games (1/29-2/8; 3-0-2)	7 games (12/17-1/12; 0-6-1)
2000-01	5 games (3/4-3/13)	6 games (1/19-1/31)	5 games (two times)	8 games (10/30-11/15; 0-6-2)
2001-02	6 games (1/23-2/6)	6 games (11/14-11/24)	6 games (1/23-2/6; 6-0-0)	9 games (11/7-11/24; 0-7-2)
2002-03	5 games (12/6-12/18)	5 games (12/16-1/3)	8 games (11/6-11/19; 5-0-3)	7 games (12/26-1/8; 0-6-1)
2003-04	3 games (three times)	4 games (three times)	3 games (five times)	8 games (1/2-1/15; 0-5-3)
2005-06	6 games (3/17-3/25)	8 games (11/3-11/20)	6 games (two times)	
2006-07	5 games (three times)	4 games (two times)	16 games (10/6-11/9; 12-0-4)	
2007-08	6 games (two times)	6 games (1/20-2/2)	9 games (1/2-1/18; 8-0-1)	
2008-09	5 games (two times)	4 games (10/9-10/15)	9 games (10/21-11/5; 8-0-1)	
2009-10	5 games (1/5-1/13)	5 games (3/3-3/12)	7 games (3/26-4/8; 4-0-3)	
2010-11	6 games (11/3-11/12)	6 games (11/14-11/26)	7 games (11/3-11/14; 6-0-1)	
2011-12	5 games (1/13-1/22)	7 games (11/13-11/27)	9 games (two times)	
2012-13	6 games (2/9-2/24)	4 games (3/22-3/27)	12 games (2/27-3/20; 9-0-3)	
2013-14	10 games (12/6-12/28)	5 games (11/12-11/20)	13 games (11/29-12/28; 11-0-2)	
2014-15	7 games (two times)	3 games (3/6-3/11)	7 games (three times)	
2015-16	11 games (2/13-3/5)	5 games (10/22-10/29)	14 games (2/9-3/7; 12-0-2)	
2016-17	5 games (3/18-3/28)	4 games (10/13-10/18)	14 games (3/12-4/9; 11-0-3)	
2017-18	5 games (3/30-4/7)	4 games (two times)	7 games (12/2-12/16; 3-0-4)	
2018-19	5 games (11/27-12/5)	12 games (12/18-1/15)	5 games (11/27-12/5)	

\*Ties were eliminated prior to the 2005-06 season. From 1993-94, streaks were listed as Unbeaten Streaks.



# ALL-TIME OVERTIME RECORDS

## REGULAR SEASON

SEASON	OT GAMES	HOME	ROAD	TOTAL
1993-94	12	1-5-2	1-0-3	2-5-5
1994-95	7	2-0-4	0-0-1	2-0-5
1995-96	16	3-2-4	3-0-4	6-2-8
1996-97	16	0-0-6	3-0-7	3-0-13
1997-98	20	2-1-6	1-3-7	3-4-13
1998-99	17	1-2-6	0-1-7	1-3-13
1999-00	18	3-2-7	0-1-5	3-3-12
2000-01	20	3-2-4	1-3-7	4-5-11
2001-02	14	1-2-5	2-1-3	3-3-8
2002-03	21	3-2-7	3-4-2	6-6-9
2003-04	22	3-4-7	1-4-3	4-8-10
<b>TOTALS (W-OTL-T)</b>	<b>183</b>	<b>22-22-58</b>	<b>15-17-49</b>	<b>37-39-107</b>
*Beginning with the 2005-06 season, the third number in the OT column is shootout losses				
*2005-06	18	4-2-3	2-3-4	6-5-7
*2006-07	23	3-2-7	6-2-3	9-4-10
*2007-08	20	10-1-3	2-0-4	12-1-7
*2008-09	19	5-1-2	7-3-1	12-4-3
*2009-10	19	4-1-4	4-2-4	8-3-8
*2010-11	18	5-1-1	8-2-1	13-3-2
*2011-12	17	3-2-0	2-3-7	5-5-7
*2012-13	13	3-1-0	4-2-3	7-3-3
*2013-14	18	6-1-3	4-1-3	10-2-6
*2014-15	23	10-1-2	6-1-3	16-2-5
*2015-16	18	4-4-2	3-3-2	7-7-4
*2016-17	19	6-2-2	0-8-1	6-10-3
*2017-18	22	3-3-2	6-3-5	9-6-7
*2018-19	18	6-6-2	2-1-1	8-7-3
<b>TOTALS Since 2005-06</b>	<b>265</b>	<b>72-28-33</b>	<b>56-34-42</b>	<b>128-62-75</b>
<b>OVERALL (W-OTL-SOL) (Ties)</b>	<b>448</b>	<b>94-50-33 (58 Ties)</b>	<b>71-51-42 (49 Ties)</b>	<b>165-101-75 (107 Ties)</b>



# ALL-TIME HAT TRICKS



## REGULAR SEASON

### ALL-TIME HAT TRICKS

#### FOR (55)

Terry Yake @ NYR, 10/19/93 (M. Richter), 3-1=4 pts.  
Teemu Selanne vs. SJ, 2/25/96 (C. Terren), 3-1=4 pts.  
Teemu Selanne vs. STL, 3/17/96 (G. Fuhr/J. Casey), 3-0=3 pts.  
\*Garry Valk @ STL, 3/22/96 (G. Fuhr), 3-0=3 pts.  
Teemu Selanne vs. SJ, 11/1/96 (K. Hrudey), 3-0=3 pts.  
Paul Kariya vs. BUF, 1/10/97 (D. Hasek), 3-1=4 pts.  
Paul Kariya @ PHX, 1/23/97 (N. Khabibulin), 3-0=3 pts.  
Teemu Selanne @ NYR, 10/26/97 (M. Richter), 3-0=3 pts.  
Teemu Selanne vs. SJ, 11/10/97 (M. Vernon), 3-0=3 pts.  
Paul Kariya vs. FLA, 1/21/98 (Vanbiesbrouck/Weekes), 3-2=5 pts.  
Teemu Selanne @ OTT, 3/22/98 (R. Tugnutt), 3-0=3 pts.  
Teemu Selanne @ BUF, 1/1/99 (D. Hasek), 3-2=5 pts.  
\*Teemu Selanne @ DAL, 11/26/99 (E. Belfour), 3-0=3 pts.  
Marty McInnis vs. LA, 10/23/00 (J. Storr), 3-0=3 pts.  
Teemu Selanne @ PHX, 2/1/01 (S. Burke), 3-0=3 pts.  
Paul Kariya vs. CGY, 2/19/01 (F. Brathwaite), 3-1=4 pts.  
Paul Kariya @ SJ, 3/29/01 (Nabokov/Kiprusoff), 3-0=3 pts.  
Paul Kariya vs. NSH, 1/14/02 (Dunham/Vokoun), 3-0=3 pts.  
Paul Kariya vs. PHI, 2/6/02 (B. Boucher), 3-0=3 pts.  
Paul Kariya @ BOS, 10/31/02 (S. Shields), 3-1=4 pts.  
Vaclav Prospal vs. MIN, 1/23/04 (D. Roloson), 3-1=4 pts.  
Jonathan Hedstrom vs. LA, 1/9/06 (M. Garon), 3-0=3 pts.  
Chris Kunitz vs. PHX, 11/19/06 (C. Joseph), 3-1=4 pts.  
Teemu Selanne @ DAL, 1/11/07 (M. Turco), 3-0=3 pts.  
Teemu Selanne vs. CHI, 2/24/08 (Lalime/Crawford), 3-2=5 pts.  
Teemu Selanne vs. DET, 10/29/08 (C. Osgood), 3-0=3 pts.  
\*Bobby Ryan @ LA, 1/8/09 (J. Quick), 3-0=3 pts.  
Bobby Ryan @ PHX, 11/27/10 (I. Bryzgalov) 3-0=3 pts.  
Corey Perry vs. MIN, 12/12/10 (N. Backstrom), 3-2=5 pts.  
Bobby Ryan vs. STL, 1/12/11 (T. Conklin), 3-1=4 pts.  
\*Corey Perry @ COL, 2/5/11 (P. Budaj), 3-0=3 pts.  
Lubomir Visnovsky vs. DAL, 3/4/11 (K. Lehtonen), 3-1=4 pts.  
Teemu Selanne vs. COL, 3/28/11 (B. Elliott), 3-2=5 pts.  
Corey Perry vs. SJ, 4/6/11 (A. Niittymaki), 3-1=4 pts.  
Corey Perry vs. CBJ, 1/8/12 (S. Mason/C. Sanford) 3-0=3 pts.  
Saku Koivu vs. DAL, 1/10/12 (K. Lehtonen) 3-0=3 pts.  
\*Andrew Coglianò @ PHX, 1/31/12 (M. Smith) 3-0=3pts.  
Corey Perry @ CBJ, 2/12/12 (S. Mason), 3-0=3 pts.  
Nick Bonino vs. LA, 2/2/13 (Quick, Bernier), 3-1=4 pts.  
\*Kyle Palmieri vs. NSH, 2/27/13 (P. Rinne), 3-0=3 pts.  
Andrew Coglianò @ PHX, 3/2/13 (M. Smith), 3-0=3 pts.  
Ryan Getzlaf vs. BUF, 11/8/13 (R. Miller), 3-1=4 pts.  
Ryan Getzlaf @ NYI, 12/21/13 (E. Nabokov), 3-1=4 pts.  
Corey Perry @ PIT, 10/9/14 (M. Fleury), 3-0=3 pts.  
Corey Perry vs. BUF, 10/22/14 (M. Neuwirth), 3-0=3 pts.  
Corey Perry vs. TOR, 1/14/15 (J. Bernier), 3-0=3 pts.  
Corey Perry vs. LA, 2/28/16 (Quick), 3-1=4 pts.  
Jakob Silfverberg vs. NJ, 3/14/16 (Kinkaid, Denis), 3-1=4 pts.  
Ryan Kesler vs. PHI, 1/1/17 (S. Mason), 3-0=3 pts.  
Hampus Lindholm @ NYI, 12/21/17 (J. Halak), 3-0=3 pts.  
Rickard Rakell vs. EDM, 2/25/18 (A. Montoya), 3-0=3 pts.  
Cam Fowler vs. CBJ, 11/4/18 (J. Korpisalo), 3-0=3 pts.  
Ondrej Kase vs. DAL, 12/12/18 (B. Bishop), 3-0=3 pts.  
Sam Steel @ VAN, 3/26/19 (J. Markstrom), 3-0=3 pts.  
\*Rickard Rakell @ EDM, 3/30/19 (M. Koskinen), 3-0=3 pts.  
Rickard Rakell, vs. EDM, 2/25/18 (A. Montoya), 3-0=3 pts.

#### AGAINST (50)

Pavel Bure @ VAN, 4/11/95 (G. Hebert), 3-0=3 pts.  
Owen Nolan vs. SJ, 12/19/95 (Hebert/Shtalenkov), 4-1=5 pts.  
Alexander Mogilny vs. VAN, 12/22/95 (M. Shtalenkov), 3-1=4 pts.  
Brian Savage @ MTL, 10/7/96 (G. Hebert), 3-0=3 pts.  
Martin Rucinsky vs. MTL, 11/6/96 (G. Hebert), 3-0=3 pts.  
Peter Bondra vs. WSH, 12/13/96 (M. Shtalenkov), 3-0=3 pts.  
Jeff O'Neill vs. HFD, 1/31/97 (G. Hebert), 3-0=3 pts.  
Joe Nieuwendyk @ DAL, 3/13/98 (Shtalenkov/Askey), 4-0=4 pts.  
Keith Tkachuk @ PHX, 4/3/98 (M. Shtalenkov), 3-2=5 pts.  
Alexander Selivanov vs. EDM, 2/17/99 (Hebert/Roussel), 3-0=3pts.  
Pavol Demitra @ STL, 2/12/00 (G. Hebert), 3-0=3 pts.  
Andrew Cassels vs. VAN, 11/8/00 (Hebert/Roussel), 3-0=3pts.  
Michal Handzus @ STL, 12/23/00 (G. Hebert), 3-0=3 pts.  
Brett Hull @ DAL, 3/21/01 (Giguere/Naumenko), 4-0=4 pts.  
Teemu Selanne @ SJ, 3/29/01 (J.S. Giguere), 3-0=3 pts.  
Mark Parrish @ NYI, 11/24/01 (Shields/Giguere), 3-1=4 pts.  
\*Chris Brown @ BUF, 12/04/02 (M. Gerber), 3-0=3 pts.  
Jason Arnott vs. DAL, 11/16/05 (I. Bryzgalov), 3-0=3 pts.  
\*Keyvn Adams vs. CAR, 12/6/05 (I. Bryzgalov), 3-0=3 pts.  
Jonathan Cheechoo @ SJ, 12/20/05 (J.S. Giguere), 3-0=3 pts.  
Alexander Ovechkin vs. WSH, 1/13/06 (J.S. Giguere), 3-0=3 pts.  
Jonathan Cheechoo vs. SJ, 2/1/06 (I. Bryzgalov), 3-0=3 pts.  
Jonathan Cheechoo @ SJ, 4/15/06 (J.S. Giguere), 3-2=5 pts.  
Peter Mueller vs. PHX, 11/7/07 (Bryzgalov/Giguere), 3-0=3 pts.  
\*Mike Knuble @ PHI, 2/2/08 (Hiller), 3-0=3 pts.  
Mark Parrish vs. DAL, 11/7/08 (J.S. Giguere) 3-0=3 pts.  
\*David Booth vs. FLA, 11/9/08 (J.S. Giguere), 3-0=3 pts.  
Ilya Kovalchuk vs. ATL, 2/15/09 (Giguere/Hiller), 3-1=4 pts.  
Niklas Hagman vs. TOR, 10/26/09 (J. Hiller), 3-0=3 pts.  
Henrik Zetterberg vs. DET, 11/14/09 (J. Hiller), 3-2=5 pts.  
Loui Eriksson @ DAL, 12/31/09 (J. Hiller), 3-0=3 pts.  
Michael Grabner vs. VAN, 4/2/10 (C. McElhinney), 3-0=3 pts.  
Anthony Stewart vs. ATL, 10/15/10 (J. Hiller), 3-0=3 pts.  
\*Eric Staal @ CAR, 12/18/10 (J. Hiller), 3-0=3 pts.  
Alexander Semin vs. WSH, 2/16/11 (C. McElhinney), 3-0=3 pts.  
Patrick Sharp vs. CHI, 11/25/11 (J. Hiller) 3-0=3 pts.  
Justin Abdelkader vs. DET, 3/22/13 (Fasth, Hiller), 3-1=4 pts.  
Radim Vrbata vs. PHX, 4/27/13 (Fasth), 3-1=4 pts.  
Phil Kessel @ TOR, 10/22/13 (J. Hiller), 3-0=3 pts.  
Scott Hartnell @ CBJ, 3/24/15 (J. Gibson), 3-0=3 pts.  
Anthony Duclair vs. ARZ, 10/14/15 (Khudobin/Andersen), 3-0=3 pts.  
Jeff Skinner vs. CAR, 12/11/15 (Gibson, Andersen), 3-0=3 pts.  
Tomas Tatar @ DET, 12/17/16 (Bernier, Gibson), 3-0=3 pts.  
Radim Vrbata @ FLA, 10/26/17 (Gibson, Berra), 3-0=3 pts.  
Alex DeBrincat @ CHI, 11/27/17 (Gibson, Miller), 3-1=4 pts.  
Austin Watson @ NSH, 11/25/18 (J. Gibson), 3-0=3 pts.  
Jake Guentzel vs. PIT, 11/11/19 (J. Gibson), 3-0=3 pts.  
Jack Roslovic @ WPG, 2/2/19 (Gibson/Johnson), 3-1=4 pts.  
Vinnie Hinostroza @ ARZ, 3/14/19 (R. Miller), 3-0=3 pts.

\*Natural Hat Trick



# ALL-TIME PENALTY SHOTS

## ALL-TIME PENALTY SHOTS

### FOR (16-36)

Joe Sacco vs. Jocelyn Thibault; goal, 11/12/97 vs. MTL  
 Paul Kariya vs. Kevin Weekes; goal, 1/21/98 vs. FLA  
 J.F. Jomphe vs. Curtis Joseph; no goal, 4/15/98 @ EDM  
 Tomas Sandstrom vs. Stephane Fiset; goal, 2/15/99 @ LA  
 Paul Kariya vs. Corey Hirsch; goal, 2/20/99 @ VAN  
 Paul Kariya vs. Stephane Fiset; no goal, 3/18/99 @ LA  
 Teemu Selanne vs. J-Sebastien Aubin; no goal, 10/27/99 vs. PIT  
 Fredrik Olausson vs. Martin Brodeur; goal, 11/24/99 vs. NJ  
 Matt Cullen vs. Milan Hnilicka; no goal, 11/4/01 vs. ATL  
 Dan Bylsma vs. Dan Cloutier; no goal, 12/12/01 vs. VAN  
 Petr Sykora vs. Roman Turek; no goal, 12/29/02 @ CGY  
 Paul Kariya vs. Jamie McLennan; no goal, 3/16/03 vs. CGY  
 Steve Thomas vs. Tomas Vokoun; goal, 4/1/03 @ NSH  
 Scott Niedermayer vs. Pascal Leclaire; no goal, 3/5/06 vs. CBJ  
 Jonathan Hedstrom vs. Peter Budaj; goal, 3/22/06 vs. COL  
 Andy McDonald vs. Curtis Joseph, goal, 11/3/06 vs. PHX  
 Teemu Selanne vs. Fredrik Norrena, no goal, 1/5/07 vs. CBJ  
 Teemu Selanne vs. Mathieu Garon, no goal, 3/18/07 vs. LA  
 Samuel Pahlsson vs. Fredrik Norrena, goal, 12/10/07 @ CBJ  
 Todd Bertuzzi vs. Evgeni Nabokov, no goal, 12/22/07 @ SJ  
 Chris Kunitz vs. Marty Turco, no goal, 1/15/08 vs. DAL  
 Corey Perry vs. Carey Price, no goal, 10/25/08 @ MTL  
 Corey Perry vs. Niklas Backstrom, goal, 12/12/10 vs. MIN  
 Teemu Selanne vs. Corey Crawford, no goal, 1/2/11 vs. CHI  
 Bobby Ryan vs. Jimmy Howard, goal, 3/2/11 vs. DET  
 Bobby Ryan vs. Henrik Karlsson, no goal, 3/20/11 vs. CGY  
 Teemu Selanne vs. Brian Elliott, goal, 3/28/11 vs. COL  
 Andrew Cogliano vs. Jason LaBarbera, no goal, 3/6/13 vs. PHX  
 Emerson Etem vs. Mike Smith, no goal, 11/23/13 @ PHX  
 Nate Thompson vs. Marc-Andre Fleury, no goal, 10/9/14 @ PIT  
 Ryan Kesler vs. Michal Neuvirth, goal, 10/13/14 @ BUF  
 Chris Stewart vs. Steve Mason, goal, 2/9/16 @ PHI  
 Chris Wagner vs. Cory Schneider, no goal, 10/18/16 @ NJ  
 Ondrej Kase vs. Brian Elliot, goal, 10/24/17 vs. PHI  
 Max Jones vs. Pekka Rinne, no goal, 3/12/19 vs. NSH  
 Sam Steel vs. Jacob Markstrom, goal, 3/26/19 @ VAN

### AGAINST (9-32)

Cam Neely vs. Ron Tugnutt; no goal, 10/15/93 vs. BOS  
 Dan Quinn vs. Mikhail Shtalenkov; goal, 3/21/95 vs. LA  
 Peter Bondra vs. Mikhail Shtalenkov; no goal, 12/13/96 vs. WSH  
 Alexandre Daigle vs. Guy Hebert; no goal, 12/30/96 @ OTT  
 Tony Amonte vs. Guy Hebert; no goal, 2/1/98 vs. CHI  
 Glen Murray vs. Guy Hebert; no goal, 2/7/98 vs. LA  
 Ray Whitney vs. Guy Hebert; goal, 3/21/99 vs. FLA  
 Stan Drulia vs. Dominic Roussel; no goal, 10/15/99 @ TB  
 Jarome Iginla vs. J.S. Giguere; no goal, 12/8/01 @ CGY  
 Alexei Zhamnov vs. Steve Shields; no goal, 12/30/01 @ CHI  
 Chris Drury vs. J.S. Giguere; goal, 4/12/02 vs. COL  
 Daniel Sedin vs. J.S. Giguere; no goal, 1/17/04 @ VAN  
 Brett Clark vs. Ilya Bryzgalov; no goal, 11/18/05 vs. COL  
 Trevor Linden vs. Ilya Bryzgalov; goal, 11/20/05 vs. VAN  
 Thomas Vanek vs. J.S. Giguere; goal, 12/8/05 @ BUF  
 Jonathan Cheechoo vs. J.S. Giguere; goal, 12/20/05 @ SJ  
 Jeri Lehtinen vs. J.S. Giguere, goal, 1/28/07 vs. DAL  
 Henrik Sedin vs. Jonas Hiller, no goal, 11/27/07 @ VAN  
 Milan Michalek vs. J.S. Giguere, no goal, 12/16/07 vs. SJ  
 Torrey Mitchell vs. J. S. Giguere, no goal, 12/17/09 vs/ SJ  
 Jamie Benn vs. Jonas Hiller, no goal, 11/12/10 vs. DAL  
 Olli Jokinen vs. Curtis McElhinney, no goal, 2/11/11 @ CGY  
 Martin Erat vs. Jonas Hiller, goal, 11/9/11 vs. NSH  
 David Booth vs. Jonas Hiller, no goal, 4/3/12 @ VAN  
 Alex Burrows vs. Jonas Hiller, no goal, 1/25/13 vs. VAN  
 Dustin Brown vs. Jonas Hiller, no goal, 2/25/13 @ LA  
 James Van Riemsdyk vs. Jonas Hiller, no goal, 11/22/14 @ TOR  
 Anze Kopitar vs. Jonas Hiller, no goal, 1/25/14 @ LA\*  
 Brad Malone vs. Frederik Andersen, goal, 2/3/15 vs. CAR  
 Mike Hoffman vs. Frederik Andersen, no goal, 3/26/16 @ OTT  
 Scott Wilson vs. John Gibson, no goal, 11/2/16 @ PIT  
 Ryan Reaves vs. John Gibson, no goal, 3/10/17 @ STL

\*Game Played at Dodger Stadium



# ALL-TIME SHUTOUTS



## BY THE DUCKS (128)

**1993-94 (3)**  
12/15/93 @ Toronto, 1-0 (Guy Hebert - 38 saves)  
12/28/93 @ N.Y. Islanders, 3-0 (Ron Tugnutt - 38 saves)  
2/4/94 vs. Vancouver, 3-0 (Guy Hebert - 22 saves)

**1994-95 (2)**  
3/15/95 @ Calgary, 5-0 (Guy Hebert - 29 saves)  
4/17/95 vs. San Jose, 3-0 (Guy Hebert - 27 saves)

**1995-96 (4)**  
11/1/95 vs. St. Louis, 3-0 (Guy Hebert - 28 saves)  
3/13/96 vs. Colorado, 4-0 (Guy Hebert - 27 saves)  
4/3/96 vs. Edmonton, 1-0 (Guy Hebert - 27 saves)  
4/8/96 vs. Vancouver, 2-0 (Guy Hebert - 32 saves)

**1996-97 (6)**  
10/9/96 @ Chicago, 2-0 (Mikhail Shtalenkov - 26 saves)  
11/23/96 @ San Jose, 3-0 (Guy Hebert - 25 saves)  
11/29/96 vs. Chicago, 2-0 (Guy Hebert - 27 saves)  
12/20/96 vs. Calgary, 7-0 (Guy Hebert - 39 saves)  
1/1/97 @ Florida, 3-0 (Guy Hebert - 28 saves)  
3/30/97 @ Detroit, 1-0, OT (Mikhail Shtalenkov - 26 saves)

**1997-98 (4)**  
10/30/97 @ Boston, 3-0 (Guy Hebert - 25 saves)  
11/22/97 @ St. Louis, 2-0 (Guy Hebert - 23 saves)  
11/26/97 vs. New Jersey, 2-0 (Guy Hebert - 29 saves)  
2/30/98 @ Edmonton, 4-0 (Mikhail Shtalenkov - 26 saves)

**1998-99 (7)**  
10/21/98 vs. Boston, 3-0 (Guy Hebert - 26 saves)  
11/14/98 @ Calgary, 1-0 (Guy Hebert - 24 saves)  
12/11/98 vs. Washington, 1-0 (Guy Hebert - 31 saves)  
12/13/98 vs. Los Angeles, 3-0 (Guy Hebert - 35 saves)  
12/22/98 @ Colorado, 1-0 (Dominic Roussel - 45 saves)  
2/3/99 vs. Chicago, 3-0 (Guy Hebert - 35 saves)  
4/11/99 vs. Phoenix, 3-0 (Guy Hebert - 40 saves)

**1999-00 (5)**  
10/8/99 vs. Dallas, 3-0 (Guy Hebert - 37 saves)  
11/9/99 @ Toronto, 2-0 (Guy Hebert - 19 saves)  
12/17/99 vs. Chicago, 2-0 (Guy Hebert - 21 saves)  
12/26/99 @ San Jose, 1-0 (Dominic Roussel - 26 saves)  
3/5/00 vs. Nashville, 1-0 (Guy Hebert - 33 saves)

**2000-01 (6)**  
12/3/00 vs. Los Angeles, 4-0 (Guy Hebert - 29 saves)  
12/8/00 @ Minnesota, 1-0, OT (Guy Hebert - 27 saves)  
2/21/01 vs. San Jose, 1-0 (J.S. Giguere - 24 saves)  
3/4/01 vs. Los Angeles, 4-0 (J.S. Giguere - 25 saves)  
3/11/01 vs. Nashville, 1-0, OT (J.S. Giguere - 31 saves)  
3/13/01 @ Nashville, 2-0 (J.S. Giguere - 33 saves)

**2001-02 (5)**  
11/4/01 vs. Atlanta, 5-0 (J.S. Giguere - 24 saves)  
12/8/01 vs. Calgary, 4-0 (Giguere/Shields - 18 saves)  
12/23/01 @ Phoenix, 4-0 (J.S. Giguere - 24 saves)  
1/28/02 @ St. Louis, 1-0 (J.S. Giguere - 15 saves)  
4/5/02 vs. Edmonton, 2-0 (J.S. Giguere - 26 saves)

**2002-03 (9)**  
11/10/02 vs. Minnesota, 1-0 (J.S. Giguere - 26 saves)  
12/8/02 vs. Nashville, 3-0 (J.S. Giguere - 20 saves)  
12/11/02 vs. Washington, 3-0 (J.S. Giguere - 26 saves)  
12/15/02 vs. Pittsburgh, 5-0 (J.S. Giguere - 19 saves)  
12/22/02 vs. Phoenix, 4-0 (J.S. Giguere - 24 saves)  
1/18/03 @ Minnesota, 1-0 (J.S. Giguere - 33 saves)  
2/19/03 vs. Columbus, 2-0 (J.S. Giguere - 26 saves)  
2/23/03 @ Carolina, 4-0 (Martin Gerber - 28 saves)  
3/24/03 vs. Columbus, 5-0 (J.S. Giguere - 29 saves)

**2003-04 (5)**  
10/21/03 @ San Jose, 2-0 (Martin Gerber - 34 saves)  
12/7/03 vs. Dallas, 4-0 (Martin Gerber - 32 saves)  
12/19/03 vs. Colorado, 1-0 (J.S. Giguere - 38 saves)  
12/29/03 @ Tampa Bay, 2-0 (J.S. Giguere - 31 saves)  
3/3/04 vs. Minnesota, 2-0 (J.S. Giguere - 28 saves)  
2/25/03 @ Tampa Bay, 2-0 (Nikolai Khabibulin - 24 saves)

**2005-06 (3)**  
1/21/06 vs. Florida, 1-0 (J.S. Giguere - 30 saves)  
1/26/06 @ San Jose, 2-0 (Ilya Bryzgalov - 24 saves)  
2/4/06 @ San Jose, 2-0 (J.S. Giguere - 35 saves)

**2006-07 (5)**  
10/9/06 vs. St. Louis, 2-0 (J.S. Giguere - 34 saves)  
10/28/06 @ Chicago, 3-0 (Ilya Bryzgalov - 14 saves)  
11/9/06 @ Vancouver, 6-0 (J.S. Giguere - 20 saves)  
11/21/06 vs. San Jose, 5-0 (J.S. Giguere - 23 saves)  
12/6/06 vs. Nashville, 4-0 (J.S. Giguere - 21 saves)

## BY OPPONENTS (124)

**1993-94 (9)**  
10/20/93 @ New Jersey, 4-0 (Martin Brodeur - 17 saves)  
11/27/93 @ San Jose, 1-0 (Arturs Irbe - 15 saves)  
12/19/93 @ Chicago, 2-0 (Ed Belfour - 22 saves)  
12/30/93 @ Washington, 3-0 (Rick Tabaracci - 26 saves)  
2/18/94 vs. Quebec, 1-0 (Stephane Fiset - 28 saves)  
3/6/94 @ San Jose, 6-0 (Arturs Irbe - 25 saves)  
3/8/94 @ Chicago (in Phoenix), 3-0 (Ed Belfour - 31 saves)  
3/9/94 vs. Buffalo, 3-0 (Dominik Hasek - 24 saves)  
4/11/94 vs. Calgary, 3-0 (Mike Vernon - 27 saves)

**1994-95 (6)**  
2/7/95 vs. Chicago, 3-0 (Ed Belfour - 16 saves)  
2/12/95 @ Edmonton, 2-0 (Bill Ranford - 29 saves)  
3/3/95 @ Dallas, 4-0 (Darcy Wakaluk - 27 saves)  
3/5/95 @ Chicago, 3-0 (Ed Belfour - 16 saves)  
4/7/95 vs. Dallas, 2-0 (Andy Moog - 18 saves)  
4/11/95 @ Vancouver, 5-0 (Kirk McLean - 25 saves)

**1995-96 (2)**  
11/22/95 @ Edmonton, 2-0 (Bill Ranford - 31 saves)  
1/12/96 @ Chicago, 3-0 (Jeff Hackett - 13 saves)

**1996-97 (1)**  
10/22/96 @ Philadelphia, 3-0 (Ron Hextall - 12 saves)

**1997-98 (11)**  
10/13/97 vs. Boston, 3-0 (Jim Carey - 27 saves)  
11/16/97 vs. Dallas, 4-0 (Ed Belfour - 31 saves)  
11/19/97 vs. Chicago, 4-0 (Jeff Hackett - 27 saves)  
11/24/97 @ Dallas, 5-0 (Ed Belfour - 13 saves)  
12/3/97 @ Buffalo, 4-0 (Dominik Hasek - 29 saves)  
12/10/97 vs. PIT, 3-0 (Tom Barrasso - 28 saves)  
12/28/97 @ Chicago, 2-0 (Jeff Hackett - 27 saves)  
1/14/98 vs. Colorado, 2-0 (Patrick Roy - 33 saves)  
3/4/98 vs. Detroit, 2-0 (Kevin Hodson - 35 saves)  
3/6/98 vs. San Jose, 3-0 (Mike Vernon - 23 saves)  
3/18/98 @ New Jersey, 3-0 (Martin Brodeur - 25 saves)

**1998-99 (5)**  
10/10/98 @ Washington, 1-0 (Olaf Kolzig - 29 saves)  
10/13/98 @ Montreal, 1-0 (Jocelyn Thibault - 30 saves)  
1/30/99 @ Edmonton, 1-0 (Mikhail Shtalenkov - 22 saves)  
3/12/99 @ Dallas, 4-0 (Ed Belfour - 27 saves)  
3/13/99 @ Phoenix, 1-0 (Nikolai Khabibulin - 27 saves)

**1999-00 (5)**  
10/2/99 @ Dallas, 2-0 (Ed Belfour - 22 saves)  
10/5/99 @ Phoenix, 4-0 (Mikhail Shtalenkov - 21 saves)  
10/31/99 vs. Phoenix, 3-0 (Mikhail Shtalenkov - 33 saves)  
1/12/00 vs. Ottawa, 2-0 (Ron Tugnutt - 32 saves)  
1/17/00 vs. Buffalo, 5-0 (Martin Biron - 17 saves)

**2000-01 (8)**  
11/15/00 vs. Colorado, 3-0 (Patrick Roy - 41 saves)  
12/5/00 @ St. Louis, 1-0 (Roman Turek - 19 saves)  
12/10/00 vs. Dallas, 1-0 (Ed Belfour - 29 saves)  
1/12/01 vs. Buffalo, 4-0 (Dominik Hasek - 21 saves)  
1/14/01 @ Carolina, 4-0 (Arturs Irbe - 27 saves)  
1/24/01 vs. Minnesota, 5-0 (Manny Fernandez - 20 saves)  
1/31/01 vs. Nashville, 3-0 (Mike Dunham - 26 saves)  
3/21/01 @ Dallas, 8-0 (Ed Belfour - 17 saves)

**2001-02 (5)**  
11/9/01 vs. Detroit, 1-0 (Dominik Hasek - 19 saves)  
11/21/01 @ Florida, 6-0 (Roberto Luongo - 30 saves)  
11/28/01 vs. Edmonton, 2-0 (Jussi Markkanen - 27 saves)  
12/12/01 vs. Vancouver, 1-0 (Dan Cloutier - 26 saves)  
4/14/02 @ Los Angeles, 1-0 (Jamie Storr - 23 saves)

**2002-03 (4)**  
11/22/02 vs. Dallas, 4-0 (Marty Turco - 31 saves)  
12/4/02 vs. Buffalo, 4-0 (Martin Biron - 22 saves)  
1/3/03 vs. Philadelphia, 1-0 (Robert Esche - 28 saves)  
1/8/03 vs. Edmonton, 1-0 (Jussi Markkanen - 32 saves)

**2003-04 (5)**  
10/12/03 vs. Phoenix, 2-0 (Sean Burke - 31 saves)  
10/17/03 vs. Ottawa, 3-0 (Patrick Lalime - 27 saves)  
12/13/03 @ San Jose, 2-0 (Evgeni Nabokov - 28 saves)  
1/15/04 @ Edmonton, 1-0 (Tommy Salo - 28 saves)  
2/22/04 @ Dallas, 4-0 (Marty Turco - 14 saves)

**2005-06 (4)**  
11/4/05 vs. San Jose, 1-0 (Nolan Schaefer - 21 saves)  
12/28/05 @ Columbus, 1-0 (Marc Denis - 40 saves)  
3/1/06 vs. Detroit, 2-0 (Chris Osgood - 24 saves)  
4/11/06 @ Calgary, 3-0 (Miikka Kiprusoff - 32 saves)



# ALL-TIME SHUTOUTS

**2007-08 (4)**  
 12/18/07 @ San Jose, 2-0 (J.S. Giguere - 20 saves)  
 1/9/08 vs. Toronto, 5-0 (J.S. Giguere - 28 saves)  
 2/1/08 @ St. Louis, 0-1\* (J.S. Giguere - 20 saves) \*SOL  
 2/5/08 @ NY Islanders, 3-0 (J.S. Giguere - 25 saves)

**2008-09 (6)**  
 10/17/08 vs. San Jose, 4-0 (J.S. Giguere - 38 saves)  
 11/4/08 @ Los Angeles, 1-0, OT (J.S. Giguere - 35 saves)  
 11/16/08 vs. Los Angeles, 2-0 (Jonas Hiller - 29 saves)  
 11/28/08 vs. Chicago, 1-0 (Jonas Hiller - 26 saves)  
 1/4/09 vs. Phoenix, 2-0 (Jonas Hiller - 29 saves)  
 1/17/09 @ Minnesota, 3-0 (Jonas Hiller - 30 saves)

**2009-10 (3)**  
 11/5/09 vs. Nashville, 4-0 (Jonas Hiller - 40 saves)  
 11/27/09 vs. Chicago, 3-0 (J.S. Giguere - 28 saves)  
 2/1/10 @ Florida, 3-0 (Jonas Hiller - 33 saves)

**2010-11 (7)**  
 11/10/10 vs. NY Islanders, 1-0 (Curtis McElhinney - 27 saves)  
 11/29/10 vs. Los Angeles, 2-0 (Jonas Hiller - 27 saves)  
 12/20/10 @ Boston, 3-0 (Jonas Hiller - 45 saves)  
 1/7/11 vs. Columbus, 6-0 (Jonas Hiller - 27 saves)  
 1/9/11 vs. San Jose, 1-0 (Jonas Hiller - 37 saves)  
 2/5/11 @ Colorado, 3-0 (Curtis McElhinney - 25 saves)  
 2/13/11 @ Edmonton, 4-0 (Jonas Hiller - 12 saves)

**2011-12 (4)**  
 10/14/11 vs. San Jose, 1-0 (Jonas Hiller - 31 saves)  
 1/13/12 @ Edmonton, 5-0 (Jonas Hiller - 33 saves)  
 2/19/12 @ Florida, 2-0 (Jonas Hiller - 31 saves)  
 3/14/12 vs. Detroit, 4-0 (Jonas Hiller - 23 saves)

**2012-13 (5)**  
 2/6/13 @ Colorado, 3-0 (Viktor Fasth - 31 saves)  
 3/6/13 vs. Phoenix, 2-0 (Jonas Hiller - 18 saves)  
 3/8/13 vs. Calgary, 4-0 (Viktor Fasth - 29 saves)  
 4/1/13 @ Dallas, 4-0 (Viktor Fasth - 26 saves)  
 4/22/13 @ Edmonton, 3-0 (Viktor Fasth - 24 saves)

**2013-14 (6)**  
 10/10/13 vs. NY Rangers, 6-0 (Jonas Hiller - 34 saves)  
 11/22/13 vs. Tampa Bay, 1-0, OT (Jonas Hiller - 31 saves)  
 1/12/14 vs. Detroit, 1-0 (Jonas Hiller - 22 saves)  
 1/25/14 @ Los Angeles\*, 3-0 (Jonas Hiller - 36 saves)  
 2/28/14 vs. St. Louis, 1-0 (Jonas Hiller - 18 saves)  
 4/7/14 @ Vancouver, 3-0 (John Gibson - 18 saves)

**2014-15 (4)**  
 10/19/14 vs. St. Louis, 3-0 (Frederik Andersen - 28 saves)  
 10/28/14 @ Chicago, 1-0 (John Gibson - 38 saves)  
 1/14/15 vs. Toronto, 4-0 (Frederik Andersen - 28 saves)  
 1/27/15 @ Vancouver, 4-0 (Frederik Andersen - 17 saves)

**2015-16 (8)**  
 11/7/15 @ San Jose, 1-0 (Anton Khudobin - 31 saves)  
 11/30/15 vs. Vancouver, 4-0 (John Gibson - 25 saves)  
 12/4/15 vs. San Jose, 1-0 (John Gibson - 23 saves)  
 12/29/15 @ Calgary, 1-0 (John Gibson - 14 saves)  
 12/31/15 @ Edmonton, 1-0 (John Gibson - 21 saves)  
 2/24/16 vs. Buffalo, 1-0 (Frederik Andersen - 26 saves)  
 3/18/16 vs. Boston, 4-0 (Frederik Andersen - 38 saves)  
 4/10/16 @ Washington, 2-0 (Frederik Andersen - 24 saves)

**2016-17 (8)**  
 11/1/16 @ Los Angeles, 4-0 (John Gibson - 30 saves)  
 1/4/17 vs. Detroit, 2-0 (John Gibson - 23 saves)  
 1/10/17 vs. Dallas, 2-0 (John Gibson - 34 saves)  
 1/14/17 @ Phoenix, 3-0 (Jonathan Bernier - 26 saves)  
 2/14/17 @ Minnesota, 1-0 (John Gibson - 37 saves)  
 2/19/17 vs. Los Angeles, 1-0 (John Gibson - 24 saves)  
 3/9/17 @ Chicago, 1-0 (Jonathan Bernier - 43 saves)  
 4/6/17 vs. Chicago, 4-0 (John Gibson - 37 saves)

**2017-18 (9)**  
 12/6/17 vs. Ottawa, 3-0 (Ryan Miller - 29 saves)  
 12/23/17 @ Pittsburgh, 4-0 (John Gibson - 29 saves)  
 1/2/18 @ Vancouver, 5-0 (Ryan Miller - 31 saves)  
 2/19/18 @ Vegas, 2-0 (J. Gibson/R. Miller - 13/20 saves)  
 2/21/18 vs. Dallas, 2-0 (Ryan Miller - 41 saves)  
 3/6/18 vs. Washington, 4-0 (John Gibson - 36 saves)  
 3/14/18 vs. Vancouver, 3-0 (John Gibson - 32 saves)  
 3/21/18 @ Calgary, 4-0 (John Gibson - 29 saves)  
 4/7/18 @ Arizona, 3-0 (Ryan Miller - 31 saves)

**2018-19 (4)**  
 10/6/18 vs. Arizona, 1-0 (John Gibson - 41 saves)  
 1/17/19 @ Minnesota, 3-0 (John Gibson - 37 saves)  
 2/13/19 vs. Vancouver, 1-0 (Kevin Boyle - 35 saves)  
 2/19/19 vs. Minnesota, 4-0 (Ryan Miller - 31 saves)

**2006-07 (6)**  
 11/10/06 @ Calgary, 3-0 (Miikka Kiprusoff - 37 saves)  
 12/23/06 @ Phoenix, 2-0 (Mikael Tellqvist - 29 saves)  
 2/3/07 @ Nashville, 3-0 (Tomas Vokoun - 36 saves)  
 2/10/07 @ Dallas, 1-0 (Mike Smith - 32 saves)  
 2/13/07 @ Colorado, 2-0 (Peter Budaj - 39 saves)  
 3/26/07 @ Detroit, 1-0 (Dominik Hasek - 25 saves)

**2007-08 (10)**  
 10/5/07 @ Columbus, 4-0 (Pascal Leclaire - 28 saves)  
 10/14/07 vs. Minnesota, 2-0 (Josh Harding - 37 saves)  
 10/25/07 vs. Phoenix, 1-0 (Alexander Auld - 31 saves)  
 11/5/07 vs. Dallas, 5-0 (Marty Turco - 19 saves)  
 11/27/07 @ Vancouver, 4-0 (Roberto Loungo - 26 saves)  
 12/2/07 vs. Edmonton, 4-0 (Mathieu Garon - 25 saves)  
 2/1/08 @ St. Louis, 1-0 (Manny Legace - 30 saves)  
 2/2/08 @ Philadelphia, 3-0 (Martin Biron - 27 saves)  
 3/5/08 @ Chicago, 3-0 (Corey Crawford - 19 saves)  
 3/6/08 @ Colorado, 1-0 (Jose Theodore - 27 saves)

**2008-09 (5)**  
 12/11/08 @ San Jose, 2-0 (Evgeni Nabokov - 31 saves)  
 12/31/08 vs. Columbus, 2-0 (Steve Mason - 27 saves)  
 2/4/09 @ Minnesota, 3-0 (Niklas Backstrom - 34 saves)  
 2/26/09 @ Boston, 6-0 (Tim Thomas - 35 saves)  
 3/15/09 vs. San Jose, 1-0 (Evgeni Nabokov - 34 saves)

**2009-10 (6)**  
 10/11/09 @ NY Rangers, 3-0 (Stephen Valiquette - 18 vs)  
 10/17/09 vs. St. Louis, 5-0 (Ty Conklin - 26 saves)  
 12/23/09 @ Phoenix, 4-0 (Ilya Bryzgalov - 21 saves)  
 1/14/10 @ Los Angeles, 4-0 (Jonathan Quick - 22 saves)  
 3/6/10 @ Phoenix, 4-0 (Ilya Bryzgalov - 32 saves)  
 3/12/10 vs. Nashville, 1-0 (Pekka Rinne - 31 saves)

**2010-11 (4)**  
 10/8/10 @ Detroit, 4-0 (Jimmy Howard - 21 saves)  
 12/3/10 vs. Detroit, 4-0 (Jimmy Howard - 41 saves)  
 12/5/10 vs. Phoenix, 3-0 (Ilya Bryzgalov - 26 saves)  
 3/6/11 vs. Vancouver, 3-0 (Cory Schneider - 26 saves)

**2011-12 (7)**  
 10/29/11 @ Nashville, 3-0 (Pekka Rinne - 20 saves)  
 11/5/11 @ Detroit, 5-0 (Jimmy Howard - 22 saves)  
 1/12/12 @ Calgary, 1-0 (Miikka Kiprusoff - 23 saves)  
 1/24/12 @ Dallas, 1-0 (Kari Lehtonen - 27 saves)  
 2/29/12 vs. Buffalo, 2-0 (Ryan Miller - 43 saves)  
 3/10/12 @ Dallas, 2-0 (Kari Lehtonen - 21 saves)  
 3/31/12 @ Phoenix, 4-0 (Mike Smith - 44 saves)

**2012-13 (2)**  
 1/25/13 vs. Vancouver, 5-0 (Cory Schneider - 30 saves)  
 3/27/13 @ San Jose, 4-0 (Antti Niemi - 22 saves)

**2013-14 (2)**  
 2/1/14 vs. Dallas, 2-0 (Dan Ellis - 26 saves)  
 2/5/14 vs. Chicago, 2-0 (Corey Crawford - 29 saves)

**2014-15 (4)**  
 10/30/14 @ St. Louis, 2-0 (Jake Allen - 24 saves)  
 12/31/14 vs. San Jose, 3-0 (Antti Niemi - 28 saves)  
 2/25/15 vs. Ottawa, 3-0 (Andrew Hammond - 25 saves)  
 4/8/15 vs. Dallas, 4-0 (Jhonas Enroth - 19 saves)

**2015-16 (9)**  
 10/10/15 @ San Jose, 2-0 (Martin Jones - 27 saves)  
 10/14/15 vs. Arizona, 4-0 (Mike Smith - 37 saves)  
 10/16/15 vs. Colorado, 3-0 (Reto Berra - 35 saves)  
 10/24/15 @ Minnesota, 3-0 (Devan Dubnyk - 15 saves)  
 10/26/15 @ Chicago, 1-0 (Corey Crawford - 39 saves)  
 11/21/15 @ Tampa Bay, 5-0 (Ben Bishop - 30 saves)  
 12/17/15 @ Buffalo, 3-0 (Chad Johnson - 44 saves)  
 1/6/16 vs. Toronto, 4-0 (Jonathan Bernier - 39 saves)  
 3/9/16 @ Colorado, 3-0 (Semyon Varlamov - 37 saves)

**2016-17 (3)**  
 10/28/16 @ Columbus, 4-0 (Sergei Bobrovsky - 35 saves)  
 11/12/16 @ Nashville, 5-0 (Pekka Rinne - 27 saves)  
 1/25/17 @ Edmonton, 4-0 (Cam Talbot - 26 saves)

**2017-18 (2)**  
 10/09/17 vs. Calgary, 2-0 (Mike Smith - 43 saves)  
 2/24/18 @ Arizona, 2-0 (Antti Raanta - 26 saves)

**2018-19 (9)**  
 11/14/18 @ Vegas, 5-0 (Marc-Andre Fleury - 29 saves)  
 12/22/18 @ Buffalo, 3-0 (Linus Ullmark - 40 saves)  
 1/6/19 vs. Edmonton, 4-0 (Cam Talbot - 39 saves)  
 1/20/19 @ NY Islanders, 3-0 (Robin Lehner - 19 saves)  
 2/7/19 @ Ottawa, 4-0 (Anders Nilsson - 45 saves)  
 2/15/19 vs. Boston, 3-0 (Jaroslav Halak - 30 saves)  
 2/25/19 @ Vancouver, 4-0 (Jacob Markstrom - 29 saves)  
 3/1/19 vs. Vegas, 3-0 (Marc-Andre Fleury - 34 saves)  
 3/20/19 vs. Winnipeg, 3-0 (Connor Hellebuyck - 29 saves)

\*Game Played at Dodger Stadium

# ALL-TIME TOP GAMES BY DUCKS



## REGULAR SEASON

### FIVE-OR-MORE POINTS

Player	Date	Opponent	Goals	Assists	Points	+/-
Ryan Getzlaf	11/24/15	vs. Calgary	0	5	5	+3
Teemu Selanne	3/28/11	vs. Colorado	3	2	5	+2
Corey Perry	12/12/10	vs. Minnesota	3	2	5	+4
Jason Blake	3/31/10	@ Colorado	1	4	5	+4
Corey Perry	10/31/08	vs. Vancouver	1	4	5	+0
Ryan Getzlaf	10/29/08	vs. Detroit	0	5	5	+1
Teemu Selanne	2/24/08	vs. Chicago	3	2	5	+3
Teemu Selanne	11/19/06	vs. Phoenix	0	5	5	+2
Paul Kariya	12/18/02	vs. St. Louis	2	3	5	+2
Teemu Selanne	2/19/01	vs. Calgary	2	3	5	+3
Paul Kariya	2/16/00	vs. Calgary	1	4	5	+2
Teemu Selanne	1/1/99	@ Buffalo	3	2	5	+4
Paul Kariya	1/21/98	vs. Florida	3	2	5	+5
Dmitri Mironov	12/12/97	vs. Washington	0	5	5	+5
Paul Kariya	12/20/96	vs. Calgary	2	3	5	+5
Teemu Selanne	10/10/96	@ Colorado	2	3	5	+3

### THREE-OR-MORE GOALS

Player	Date	Opponent	Goals
Rickard Rakell	3/30/19	@ Edmonton	3
Sam Steel	3/26/19	@ Vancouver	3
Ondrej Kase	12/12/18	vs. Dallas	3
Cam Fowler	11/4/18	vs. Columbus	3
Rickard Rakell	2/25/18	vs. Edmonton	3
Hampus Lindholm	12/21/17	@ NY Islanders	3
Ryan Kesler	1/1/17	vs. Philadelphia	3
Jakob Silfverberg	3/14/16	vs. New Jersey	3
Corey Perry	2/28/16	vs. Los Angeles	3
Corey Perry	1/14/15	vs. Toronto	3
Corey Perry	10/22/14	vs. Buffalo	3
Corey Perry	10/9/14	@ Pittsburgh	3
Ryan Getzlaf	12/21/13	@ NY Islanders	3
Ryan Getzlaf	11/8/13	vs. Buffalo	3
Andrew Cogliano	3/2/13	@ Phoenix	3
Kyle Palmieri	2/27/13	vs. Nashville	3
Nick Bonino	2/2/13	vs. Los Angeles	3
Corey Perry	2/12/12	@ Columbus	3
Andrew Cogliano	1/31/12	@ Phoenix	3
Saku Koivu	1/10/12	vs. Dallas	3
Corey Perry	1/8/12	vs. Columbus	3
Corey Perry	4/6/11	vs. San Jose	3
Teemu Selanne	3/28/11	vs. Colorado	3
Lubomir Visnovsky	3/4/11	vs. Dallas	3
Corey Perry	2/5/11	@ Colorado	3
Bobby Ryan	1/12/11	vs. St. Louis	3
Corey Perry	12/12/10	vs. Minnesota	3
Bobby Ryan	11/27/10	@ Phoenix	3
Bobby Ryan	1/8/09	@ Los Angeles	3
Teemu Selanne	10/29/08	vs. Detroit	3
Teemu Selanne	2/24/08	vs. Chicago	3
Teemu Selanne	1/11/07	@ Dallas	3
Chris Kunitz	11/19/06	vs. Phoenix	3
Jonathan Hedstrom	1/9/06	vs. Los Angeles	3
Vaclav Prospal	1/23/04	vs. Minnesota	3
Paul Kariya	10/31/02	@ Boston	3
Paul Kariya	2/6/02	vs. Philadelphia	3
Paul Kariya	1/14/02	vs. Nashville	3
Paul Kariya	3/29/01	@ San Jose	3
Paul Kariya	2/19/01	vs. Calgary	3
Teemu Selanne	2/1/01	@ Phoenix	3
Marty McInnis	10/23/00	vs. Los Angeles	3
Teemu Selanne	11/26/99	@ Dallas	3
Teemu Selanne	1/1/99	@ Buffalo	3
Teemu Selanne	3/22/98	@ Ottawa	3
Paul Kariya	1/21/98	vs. Florida	3
Teemu Selanne	11/10/97	vs. San Jose	3
Teemu Selanne	10/26/97	@ N.Y. Rangers	3
Paul Kariya	1/23/97	@ Phoenix	3
Paul Kariya	1/10/97	vs. Buffalo	3
Teemu Selanne	11/1/96	vs. San Jose	3
Garry Valk	3/22/96	@ St. Louis	3
Teemu Selanne	3/17/96	vs. St. Louis	3
Teemu Selanne	2/25/96	vs. San Jose	3
Terry Yake	10/19/93	@ N.Y. Rangers	3

### FOUR-OR-MORE ASSISTS

Player	Date	Opponent	Assists
Ryan Getzlaf	11/24/15	vs. Calgary	5
Ryan Getzlaf	10/29/08	vs. Detroit	5
Teemu Selanne	11/19/06	vs. Phoenix	5
Dmitri Mironov	12/12/97	vs. Washington	5
Corey Perry	2/5/18	@ Toronto	4
Ryan Getzlaf	12/21/17	@ NY Islanders	4
Ryan Getzlaf	3/26/17	vs. NY Rangers	4
F. Beauchemin	2/24/13	@ Colorado	4
Ryan Getzlaf	1/13/12	@ Edmonton	4
Ryan Getzlaf	4/6/11	vs. San Jose	4
Ryan Getzlaf	11/27/10	@ Phoenix	4
Jason Blake	3/31/10	@ Colorado	4
Ryan Getzlaf	4/4/09	@ Vancouver	4
Corey Perry	10/31/08	vs. Vancouver	4
Andy McDonald	1/11/07	@ Dallas	4
Ryan Getzlaf	3/24/06	vs. Nashville	4
Rob Niedermayer	3/21/04	vs. Detroit	4
Niclas Havelid	1/23/04	vs. Minnesota	4
Matt Cullen	12/15/02	vs. Pittsburgh	4
Paul Kariya	2/16/00	vs. Calgary	4
Fredrik Olausson	1/1/99	@ Buffalo	4
Paul Kariya	12/16/98	vs. Nashville	4
Teemu Selanne	12/1/98	@ Pittsburgh	4
Shaun Van Allen	3/9/95	vs. Detroit	4

# ALL-TIME TOP GAMES BY DUCKS

## 45-OR-MORE SAVES

Goaltender	Date	Opponent	Saves	Shots Faced	Final Score
John Gibson	1/1/17	vs. Philadelphia	51	54	4-3 win (SO)
Jonas Hiller	12/19/08	@ Edmonton	51	53	3-2 win (SO)
J.S. Giguere	3/21/04	vs. Detroit	51	57	8-6 win
Mikhail Shtalenkov	3/22/98	@ Ottawa	51	53	5-2 win
John Gibson	11/19/17	vs. Florida	50	52	3-2 win
John Gibson	10/20/17	vs. Montreal	49	51	6-2 win
Frederik Andersen	3/2/14	vs. Carolina	49	52	5-3 win
Jonas Hiller	12/3/13	vs. Los Angeles	49	51	3-2 loss (SO)
Jonas Hiller	4/8/10	@ Dallas	49	51	3-2 loss (SO)
J.S. Giguere	10/25/08	@ Montreal	47	51	6-4 win
Guy Hebert	2/1/98	vs. Chicago	47	50	4-3 win (OT)
Jonas Hiller	2/3/10	vs. Detroit	46	47	3-1 win
Ron Tugnutt	11/21/93	@ Edmonton	46	48	4-2 win
John Gibson	10/28/18	vs. San Jose	45	49	4-3 loss (OT)
John Gibson	11/22/17	vs. Vegas	45	49	4-2 loss
Jonas Hiller	12/20/10	@ Boston	45	45	3-0 win
Jonas Hiller	10/9/10	@ Nashville	45	49	4-1 loss
Guy Hebert	2/3/00	@ Philadelphia	45	48	3-3 tie (OT)
Dominic Roussel	12/22/98	@ Colorado	45	45	1-0 win
Guy Hebert	12/27/96	@ N.Y. Rangers	45	48	3-2 loss

## ALL-TIME TOP INDIVIDUAL SCORING STREAKS BY DUCKS

### POINT STREAKS

C. Perry – 19 gms. (10/21/09-12/1/09), 10-16=26 pts.  
 T. Selanne – 17 gms. (2/3/99-3/10/99), 15-14=29 pts.  
 R. Getzlaf – 15 gms. (12/22/07-1/23/08), 6-16=22 pts.  
 T. Selanne – 15 gms. (2/10/96-3/17/96), 12-12=24 pts.  
 R. Getzlaf\* – 14 gms. (11/15/13-12/15/13), 6-11=17 pts.  
 T. Selanne – 13 gms. (1/21/00-2/18/00), 8-14=22 pts.  
 P. Kariya – 12 gms. (3/19/97-4/11/97), 10-9=19 pts.  
 T. Selanne – 12 gms. (12/30/96-1/27/97), 9-10=19 pts.  
 R. Getzlaf – 11 gms. (2/8/16-2/28/16), 5-12=17 pts.  
 R. Getzlaf – 11 gms. (10/21/09-11/14/09), 2-17=19 pts.  
 A. McDonald – 11 gms. (1/23/06-2/12/06), 5-13=18 pts.  
 P. Kariya – 11 gms. (11/6/98-11/27/98), 7-9=16 pts.  
 T. Selanne – 11 gms. (10/21/97-11/10/97), 17-2=19 pts.

### GOAL STREAKS

T. Selanne – 11 gms. (10/21/98-11/10/98), 17 goals  
 T. Selanne – 8 gms. (2/17/99-3/5/99), 10 goals  
 C. Perry – 7 gms. (11/29/13-12/11/13), 8 goals  
 R. Rakell – 6 gms. (12/21/17-1/2/18), 7 goals  
 P. Kariya – 6 gms. (1/19/00-1/31/00), 10 goals  
 R. Rakell – 5 gms (2/25/18-3/8/18), 8 goals  
 C. Perry – 5 gms. (3/19/11-3/26/11), 8 goals  
 B. Ryan – 5 gms. (1/17/09-1/28/09), 5 goals  
 T. Selanne – 5 gms. (11/22/05-11/30/05) 5 goals  
 T. Selanne – 5 gms. (1/21/00-1/31/00), 6 goals  
 F. Olsson – 5 gms. (1/8/99-1/18/99), 5 goals  
 T. Selanne – 5 gms. (1/3/97-1/12/97), 5 goals  
 M. Sillinger – 5 gms. (11/3/95-11/11/95), 5 goals

### ASSIST STREAKS

C. Perry – 10 gms. (11/13/09-12/1/09), 11 asst.  
 R. Getzlaf – 10 gms. (10/24/09-11/14/09), 17 asst.  
 R. Getzlaf – 8 gms. (10/25/08-11/7/08), 12 asst.  
 S. Niedermayer – 8 gms. (12/26/06-1/11/07), 10 asst.  
 R. Getzlaf – 7 gms. (2/8/16-2/18/06), 9 asst.  
 F. Beauchemin – 7 gms. (1/26/06-2/8/06), 8 asst.  
 C. Perry – 7 gms. (10/21/08-11/2/08), 11 asst.  
 T. Selanne – 7 gms. (3/26/99-4/7/99), 9 asst.  
 P. Kariya – 7 gms. (12/6/98-12/21/98), 11 asst.  
 G. Valk – 7 gms. (11/9/93-11/22/93), 7 asst.  
 R. Getzlaf – 6 gms. (11/16/11-11/30/11), 9 asst.

\*Unofficial 16 gms. (missed two games due to injury)



# DUCKS ALL-TIME LEADERS



## POINTS

	G	A	PTS
Teemu Selanne	457	531	988
<b>Ryan Getzlaf</b>	<b>261</b>	<b>662</b>	<b>923</b>
Corey Perry	372	404	776
Paul Kariya	300	369	669
Steve Rucchin	153	279	432
Bobby Ryan	147	142	289
<b>Cam Fowler</b>	<b>58</b>	<b>214</b>	<b>272</b>
Scott Niedermayer	60	204	264
Andy McDonald	92	167	259
<b>Rickard Rakell</b>	<b>114</b>	<b>127</b>	<b>241</b>

## GOALS

Teemu Selanne	457
Corey Perry	372
Paul Kariya	300
<b>Ryan Getzlaf</b>	<b>261</b>
Steve Rucchin	153
Bobby Ryan	147
<b>Rickard Rakell</b>	<b>114</b>
<b>Jakob Silfverberg</b>	<b>107</b>
Andrew Cogliano	102
Andy McDonald	92

## ASSISTS

<b>Ryan Getzlaf</b>	<b>662</b>
Teemu Selanne	531
Corey Perry	404
Paul Kariya	369
Steve Rucchin	279
<b>Cam Fowler</b>	<b>214</b>
Scott Niedermayer	204
Andy McDonald	167
Bobby Ryan	142
Francois Beauchemin	140

## GAMES PLAYED

Corey Perry	988
<b>Ryan Getzlaf</b>	<b>984</b>
Teemu Selanne	966
<b>Cam Fowler</b>	<b>620</b>
Steve Rucchin	616
Paul Kariya	606
Ruslan Salei	594
Francois Beauchemin	592
Andrew Cogliano	584
Samuel Pahlsson	527

## PLUS-MINUS

<b>Ryan Getzlaf</b>	<b>+146</b>
Teemu Selanne	+120
<b>Hampus Lindholm</b>	<b>+85</b>
Corey Perry	+76

Andrew Cogliano	+61
Chris Kunitz	+60
Francois Beauchemin	+59
<b>Josh Manson</b>	<b>+52</b>
Paul Kariya	+52
Bobby Ryan	+40

## PIM

Corey Perry	1,110
<b>Ryan Getzlaf</b>	<b>830</b>
George Parros	812
David Carpa	788
Jason Marshall	740
Ruslan Salei	735
Todd Ewen	650
Stu Grimson	583
Teemu Selanne	471
Warren Rychel	416

## POWER PLAY GOALS

Teemu Selanne	182
Paul Kariya	107
Corey Perry	103
<b>Ryan Getzlaf</b>	<b>78</b>
Steve Rucchin	58
Scott Niedermayer	39
Bobby Ryan	36
Andy McDonald	28
Chris Kunitz	26
<b>Rickard Rakell</b>	<b>25</b>
Marty McInnis	25

## POWER PLAY POINTS

	G	A	PTS
Teemu Selanne	182	228	410
<b>Ryan Getzlaf</b>	<b>78</b>	<b>239</b>	<b>317</b>
Paul Kariya	107	156	263
Corey Perry	103	140	243
Scott Niedermayer	39	106	145
Steve Rucchin	58	84	142
<b>Cam Fowler</b>	<b>24</b>	<b>88</b>	<b>112</b>
Andy McDonald	28	67	95
Chris Pronger	20	74	94
Fredrik Olausson	22	66	88

## SHORTHANDED GOALS

Andrew Cogliano	16
Paul Kariya	16
Samuel Pahlsson	9
<b>Ryan Getzlaf</b>	<b>8</b>
Todd Marchant	8
<b>Jakob Silfverberg</b>	<b>7</b>
Corey Perry	6
Steve Rucchin	6

Joe Sacco	6
<b>Cam Fowler</b>	<b>4</b>

## SHORTHANDED POINTS

	G	A	PTS
Andrew Cogliano	16	5	21
Paul Kariya	16	5	21
Steve Rucchin	6	9	15
<b>Ryan Getzlaf</b>	<b>8</b>	<b>6</b>	<b>14</b>
Samuel Pahlsson	9	4	13
<b>Jakob Silfverberg</b>	<b>7</b>	<b>5</b>	<b>12</b>
Todd Marchant	8	3	11
Corey Perry	6	4	10
Joe Sacco	6	3	9
Scott Niedermayer	0	8	8
<b>Cam Fowler</b>	<b>4</b>	<b>4</b>	<b>8</b>

## GAME-WINNING GOALS

Teemu Selanne	77
Corey Perry	64
<b>Ryan Getzlaf</b>	<b>50</b>
Paul Kariya	44
<b>Rickard Rakell</b>	<b>23</b>
Steve Rucchin	23
Andrew Cogliano	17
<b>Jakob Silfverberg</b>	<b>16</b>
Chris Kunitz	15
Andy McDonald	15
Bobby Ryan	15

## SHOTS

Teemu Selanne	2,964
Corey Perry	2,870
Paul Kariya	2,455
<b>Ryan Getzlaf</b>	<b>2,242</b>
Steve Rucchin	1,150
<b>Jakob Silfverberg</b>	<b>1,100</b>
Bobby Ryan	1,044
Andrew Cogliano	1,033
<b>Cam Fowler</b>	<b>992</b>
Francois Beauchemin	984

## OVERTIME GOALS

<b>Ryan Getzlaf</b>	<b>9</b>
Corey Perry	6
Teemu Selanne	6
<b>Rickard Rakell</b>	<b>5</b>
Scott Niedermayer	5
Niclas Havelid	4
<b>Cam Fowler</b>	<b>4</b>
Oleg Tverdokvsky	3
Saku Koivu	3
Steve Rucchin	3
Paul Kariya	3

## GOALIE STATS

### GAMES PLAYED

Jean-Sebastien Giguere	447
Guy Hebert	441
Jonas Hiller	326
<b>John Gibson</b>	<b>236</b>
Fredrik Andersen	125
Mikhail Shtalenkov	122
Ilya Bryzgalov	77
Martin Gerber	54
Dominic Roussel	51
<b>Ryan Miller</b>	<b>48</b>

### GOALS-AGAINST AVERAGE\*

	GP	GAA
<b>John Gibson</b>	<b>236</b>	<b>2.42</b>
Jean-Sebastien Giguere	447	2.47
Jonas Hiller	326	2.51
Guy Hebert	441	2.75

### SAVE PERCENTAGE\*

	GP	SV%
<b>John Gibson</b>	<b>236</b>	<b>.921</b>
Jonas Hiller	326	.916
Jean-Sebastien Giguere	447	.914
Guy Hebert	441	.911

### MIN

Jean-Sebastien Giguere	206
Guy Hebert	173
Jonas Hiller	162
<b>John Gibson</b>	<b>119</b>
Fredrik Andersen	77
Mikhail Shtalenkov	74
Ilya Bryzgalov	27
Jonathan Bernier	21
Ryan Miller	20
Viktor Fasth	17
Martin Gerber	17

### LOSSES

Guy Hebert	202
Jean-Sebastien Giguere	163
Jonas Hiller	110
<b>John Gibson</b>	<b>77</b>
Mikhail Shtalenkov	53
Ilya Bryzgalov	27
Fredrik Andersen	26
Martin Gerber	23
Steve Shields	20
Dominic Roussel	15
Ron Tugnutt	15

### STARTS

Jean-Sebastien Giguere	429
Guy Hebert	426
Jonas Hiller	308
<b>John Gibson</b>	<b>228</b>
Fredrik Andersen	114
Mikhail Shtalenkov	98
Ilya Bryzgalov	64
Martin Gerber	47
<b>Ryan Miller</b>	<b>38</b>
Dominic Roussel	37

### MINUTES

Jean-Sebastien Giguere	25,646
Guy Hebert	25,205
Jonas Hiller	18,378
<b>John Gibson</b>	<b>13,428</b>
Fredrik Andersen	6,973
Mikhail Shtalenkov	6,117
Ilya Bryzgalov	3,953
Martin Gerber	2,902
Dominic Roussel	2,525
<b>Ryan Miller</b>	<b>2,462</b>

### SAVES

Guy Hebert	11,813
Jean-Sebastien Giguere	11,290
Jonas Hiller	8,424
<b>John Gibson</b>	<b>6,358</b>
Fredrik Andersen	3,034
Mikhail Shtalenkov	2,777
Ilya Bryzgalov	1,626
Martin Gerber	1,230
<b>Ryan Miller</b>	<b>1,213</b>
Dominic Roussel	1,098

### SHOTS AGAINST

Guy Hebert	12,968
Jean-Sebastien Giguere	12,347
Jonas Hiller	9,192
<b>John Gibson</b>	<b>6,900</b>
Fredrik Andersen	3,305
Mikhail Shtalenkov	3,097
Ilya Bryzgalov	1,799
Martin Gerber	1,333
<b>Ryan Miller</b>	<b>1,317</b>
Dominic Roussel	1,218

### SHUTOUTS

Jean-Sebastien Giguere	32
Guy Hebert	27
Jonas Hiller	21
<b>John Gibson</b>	<b>18</b>
Fredrik Andersen	6
<b>Ryan Miller</b>	<b>5</b>
Viktor Fasth	4
Martin Gerber	3
Mikhail Shtalenkov	3
Four players tied at	2



# DUCKS HONOR ROLL

## ALL-STAR GAME

Alexei Kasatonov - 1994 (New York)  
 Paul Kariya - 1996 (Boston)  
 Guy Hebert - 1997 (San Jose)  
 Paul Kariya - 1997 (San Jose)\*  
 Teemu Selanne - 1997 (San Jose)  
 Dmitri Mironov - 1998 (Vancouver)  
 Teemu Selanne - 1998 (Vancouver)\*  
 Paul Kariya - 1999 (Tampa Bay)\*  
 Teemu Selanne - 1999 (Tampa Bay)\*  
 Paul Kariya - 2000 (Toronto)\*  
 Teemu Selanne - 2000 (Toronto)\*  
 Paul Kariya - 2001 (Colorado)\*  
 Paul Kariya - 2002 (Los Angeles)  
 Paul Kariya - 2003 (Florida)  
 Andy McDonald - 2007 (Dallas)  
 Scott Niedermayer (did not play) - 2007 (Dallas)\*  
 Teemu Selanne - 2007 (Dallas)  
 Ryan Getzlaf - 2008 (Atlanta)  
 Scott Niedermayer - 2008 (Atlanta)  
 Corey Perry - 2008 (Atlanta)  
 Chris Pronger - 2008 (Atlanta)  
 Ryan Getzlaf - 2009 (Montreal)\*  
 J.S. Giguere - 2009 (Montreal)\*  
 Scott Niedermayer - 2009 (Montreal)\*  
 Corey Perry - 2011 (Carolina)  
 Jonas Hiller - 2011 (Carolina)  
 Corey Perry - 2012 (Ottawa)  
 Ryan Getzlaf - 2015 (Columbus)  
 Corey Perry - 2016 (Nashville)  
 John Gibson - 2016 (Nashville)  
 Ryan Kesler - 2017 (Los Angeles)  
 Cam Fowler - 2017 (Los Angeles)  
 Rickard Rakell - 2018 (Tampa Bay)  
 John Gibson - 2019 (San Jose)  
 \*Voted in as starter

## ALL-STAR GAME MVP

Teemu Selanne - 1998 (Vancouver)

## FIRST TEAM NHL ALL-STAR

Paul Kariya - 1996  
 Teemu Selanne - 1996  
 Paul Kariya - 1997  
 Paul Kariya - 1999  
 Scott Niedermayer - 2006  
 Scott Niedermayer - 2007  
 Corey Perry - 2011  
 Corey Perry - 2014

## SECOND TEAM NHL ALL-STAR

Teemu Selanne - 1998  
 Teemu Selanne - 1999  
 Paul Kariya - 2000  
 Paul Kariya - 2003  
 Chris Pronger - 2007  
 Lubomir Visnovsky - 2011  
 Francois Beauchemin - 2013  
 Ryan Getzlaf - 2014

## NHL ALL-ROOKIE TEAM

Paul Kariya - 1995  
 Bobby Ryan - 2009  
 Frederik Andersen - 2014  
 Hampus Lindholm - 2014  
 John Gibson - 2016

## HART MEMORIAL TROPHY

Corey Perry - 2011

## LADY BYNG MEMORIAL TROPHY

Paul Kariya - 1996  
 Paul Kariya - 1997

## MAURICE "ROCKET" RICHARD TROPHY

Teemu Selanne - 1999  
 Corey Perry - 2011

## BILL MASTERTON MEMORIAL TROPHY

Teemu Selanne - 2006

## WILLIAM JENNINGS TROPHY

John Gibson & Frederik Andersen - 2016

## CONN SMYTHE TROPHY

J.S. Giguere - 2003  
 Scott Niedermayer - 2007

## GENERAL MANAGER OF THE YEAR AWARD

Bob Murray - 2014

## NHL PLAYER OF THE MONTH

Paul Kariya - April, 1996  
 Paul Kariya - January, 1998  
 Teemu Selanne - February, 1999  
 Teemu Selanne - November, 2006  
 Corey Perry - March, 2011  
 Corey Perry - October, 2014  
 Ryan Getzlaf - December, 2014  
 Ryan Getzlaf - February, 2016

## NHL ROOKIE OF THE MONTH

Bobby Ryan - January, 2009  
 John Gibson - December, 2015

## NHL PLAYER OF THE WEEK

Guy Hebert - March 25, 1996  
 Paul Kariya - April 8, 1996  
 Teemu Selanne - October 27, 1997  
 Teemu Selanne - January 19, 1998  
 Paul Kariya - January 26, 1998  
 Teemu Selanne - February 29, 1999  
 J.S. Giguere - December 15, 2002  
 Teemu Selanne - March 26, 2006  
 Ryan Getzlaf - January 20, 2007  
 Teemu Selanne - February 24, 2008  
 Ryan Getzlaf/Corey Perry/Teemu Selanne - November 3, 2008  
 Corey Perry - April 4, 2011  
 Jonas Hiller - February, 20, 2012  
 John Gibson - December 7, 2015



# STATISTICS OF FORMER DUCKS



## SKATERS

(AMONG PLAYERS THAT PLAYED IN AT LEAST ONE GAME WITH ANAHEIM)

PLAYER	SEASONS	POS-NO.	GP	G	A	PTS	PIM	+/-
<b>Aalto, Antti</b>	1997-01	C - 44/14	151	11	17	28	52	-25
Selected by Anaheim in the sixth round (134th overall) of the 1993 NHL Entry Draft. Became a free agent, July 1, 2001.								
<b>Aberg, Pontus</b>	2018-19	RW - 20	37	11	8	19	14	-10
Claimed off waivers from Edmonton, October 1, 2018. Traded to Minnesota in exchange for Justin Kloos, January 16, 2019.								
<b>Allen, Bryan</b>	2012-15	D - 5/55	115	0	17	17	113	+21
Signed as a free agent, July 1, 2012. Traded to Montreal for Rene Bourque, Nov. 20, 2014.								
<b>Antoski, Shawn</b>	1996-98	LW - 19/11	11	1	0	1	20	+2
Acquired from Pittsburgh with Dmitri Mironov in exchange for Alex Hicks and Fredrik Olausson, Nov. 19, 1996. Became a free agent, July 1, 1998.								
<b>Armstrong, Chris</b>	2003-04	D - 41	4	0	1	1	0	-1
Signed as a free agent, June 26, 2003. Became a free agent, July 1, 2004.								
<b>Artyukhin, Evgeny</b>	2009-10	LW - 24	37	4	5	9	41	0
Acquired from Tampa Bay in exchange for Drew Miller and a third-round draft pick in the 2010 NHL Entry Draft, Aug. 13, 2009. Traded to Atlanta in exchange for Nathan Ostryck and a conditional draft pick in 2011 NHL Entry Draft, Mar. 1, 2010.								
<b>Balmochnykh, Maxim</b>	1999-00	RW - 18	6	0	1	1	2	+2
Selected by Anaheim in the second round (45th overall) of the 1997 NHL Entry Draft. Traded to New Jersey with Oleg Tverdokhoy and Jeff Friesen for Petr Sykora, Mike Commodore, J.F. Dampousse and Igor Pohanka, July 6, 2002.								
<b>Banham, Frank</b>	1996-00	RW - 39/29/25	27	9	2	11	14	-8
Signed as a free agent, Jan. 22, 1996. Became a free agent, July 1, 2000.								
<b>Bannister, Drew</b>	1997-98 & 2001-02	D - 5/36	28	0	6	6	47	-2
Acquired from Edmonton in exchange for Bobby Dollas, Jan. 9, 1998. Traded to Tampa Bay in exchange for a fifth-round selection in the 2000 NHL Entry Draft, Dec. 10, 1998. Signed as a free agent, July 27, 2001. Became a free agent, July 1, 2002.								
<b>Baumgartner, Ken</b>	1996-97	LW/D - 24/22	79	0	12	12	223	0
Acquired from Toronto in exchange for Winnipeg's fourth-round selection (Kim Staal), Mar. 20, 1996. Became a free agent, July 1, 1997.								
<b>Bawa, Robin</b>	1993-94	RW - 26	12	0	1	1	7	-3
Acquired in the 1993 NHL Expansion Draft from San Jose. Became a free agent, July 1, 1994.								
<b>Beauchemin, Francois</b>	2005-09, 11-15 & 17-18	D - 23/24	592	56	140	196	360	+59
Acquired from Columbus with Tyler Wright in exchange for Sergei Fedorov and a fifth-round selection in the 2006 NHL Entry Draft, Nov. 15, 2005. Became a free agent, July 1, 2009. Reacquired from Toronto in exchange for Jeffrey Lupul, Jake Gardiner and a conditional fourth-round selection in the 2013 NHL Entry Draft, Feb. 9, 2011. Became a free agent, July 1, 2015. Signed as a free agent, Aug. 21, 2017. Retired on April 19, 2018.								
<b>Beleskey, Matt</b>	2008-15	LW - 39/64	329	57	55	112	302	+1
Selected by Anaheim in the fourth round (112th overall) of the 2006 NHL Entry Draft. Re-entered NHL Draft. Became a free agent July 1, 2015.								
<b>Bell, Mark</b>	2011-12	LW - 18	5	0	0	0	5	0
Signed as a free agent, July 20, 2011. Became a free agent, July 1, 2012.								
<b>Bellows, Brian</b>	1996-97	LW - 23	62	15	13	28	22	-11
Acquired from Tampa Bay in exchange for a sixth-round selection in the 1997 NHL Entry Draft, Nov. 18, 1996. Became a free agent, July 1, 1997.								
<b>Bergeron, Marc-Andre</b>	2007-08	D - 7	9	0	1	1	4	-2
Acquired from NY Islanders in exchange for a third-round selection in the 2008 NHL Entry Draft, Feb. 26, 2008. Traded to Minnesota in exchange for a third-round selection in the 2008 NHL Entry Draft, June 10, 2008.								
<b>Bertuzzi, Todd</b>	2007-08	LW - 4	68	14	26	40	97	+8
Signed as a free agent, July 2, 2007. Became a free agent, June 28, 2008.								
<b>Bets, Maxim</b>	1993-94	LW - 43	3	0	0	0	0	-3
Acquired from St. Louis with a sixth-round selection in the 1995 NHL Entry Draft in exchange for Alexei Kasatonov on Mar. 21, 1994. Became a free agent, July 1, 1996.								
<b>Bieksa, Kevin</b>	2015-18	D - 2/3	211	7	30	37	245	-20
Acquired from Vancouver in exchange for a second-round selection in the 2016 NHL Entry Draft, June 30, 2015. Became a free agent, July 1, 2018.								
<b>Blacker, Jesse</b>	2014-15	D - 77	1	0	0	0	0	-2
Acquired from Toronto with a conditional third-round selection and a seventh-round selection in the 2014 NHL Entry Draft in exchange for Peter Holland and Brad Staubitz, Nov. 16, 2013. Traded to Florida with a conditional draft pick in exchange for Colby Robak, Dec. 4, 2014.								
<b>Blake, Jason</b>	2010-12	LW - 26/33	147	29	30	59	57	-15
Acquired from Toronto with Vesa Toskala in exchange for Jean-Sebastien Giguere, Jan. 31, 2010. Became a free agent, July 1, 2012.								
<b>Blandisi, Joseph</b>	2017-19	LW - 39	6	0	0	0	8	+1
Acquired from New Jersey with Adam Henrique in exchange for Sami Vatanen and a conditional draft selection, Nov. 30, 2017. Traded to Pittsburgh in exchange for Derek Grant, January 17, 2019.								
<b>Bochenski, Brandon</b>	2007-08	RW - 12	12	2	2	4	6	+2
Acquired from Boston in exchange for Shane Hnidy and a sixth-round selection in the 2008 NHL Entry Draft, Jan. 2, 2008. Traded to Nashville for future considerations, Feb. 26, 2008.								
<b>Bodie, Troy</b>	2008-11	RW - 50	57	5	3	8	87	-11
Signed as a free agent, July 22, 2008. Claimed on waivers by Carolina from Anaheim, Nov. 16, 2010. Signed as a free agent, Oct. 12, 2011. Became a free agent, July 1, 2012.								
<b>Boll, Jared</b>	2017-18	RW - 40	61	1	3	4	103	-3
Signed as a free agent, July 5, 2016. Became a free agent July 1, 2018.								
<b>Bonino, Nick</b>	2009-14	C - 13/63	189	33	49	82	48	+9
Acquired from San Jose with Timo Pielmeier and San Jose's 4th round choice (Andrew O'Brien) in 2012 Entry Draft for Travis Moen and Kent Huskins, Mar. 4, 2009. Traded to Vancouver with Luca Sbisa, a first-round selection and a third round selection in 2014 NHL Entry Draft in exchange for Ryan Kesler and a third round selection in the 2015 NHL Entry Draft, June 27, 2014.								
<b>Bourque, Rene</b>	2014-15	LW - 14	30	2	6	8	12	-4
Acquired from Montreal in exchange for Bryan Allen, Nov. 20, 2014. Traded to Columbus with William Karlsson and a second round selection in the 2015 NHL Entry Draft for James Wisniewski and a third round selection in the 2015 NHL Entry Draft, Mar. 2, 2015.								

# STATISTICS OF FORMER DUCKS

<b>Boytton, Nick</b>	2009-10	D - 4	42	1	6	7	59	+1
Signed as a free agent, July 9, 2009. Traded to Chicago for future considerations, Mar. 2, 2010.								
<b>Brennan, Kip</b>	2005-06	LW - 37	12	0	1	1	35	-2
Acquired from Atlanta in exchange for Mark Popovic, Aug. 25, 2005. Became a free agent, July 1, 2006.								
<b>Brent, Tim</b>	2006-07	C - 47	15	1	0	1	6	-5
Selected by Anaheim in the second round (37th overall) of the 2002 NHL Entry Draft. Re-entered NHL Draft. Selected again by Anaheim in the third round (75th overall) of the 2004 NHL Entry Draft. Traded to Pittsburgh in exchange for Stephen Dixon, July 20, 2007.								
<b>Brewer, Eric</b>	2014-15	D - 2	9	1	1	2	6	-6
Acquired from Tampa Bay in exchange for a third round selection in the 2015 NHL Entry Draft, Nov. 28, 2014. Traded to Toronto with a fifth round selection in the 2016 NHL Entry Draft for Korbinian Holzer, Mar. 2, 2015.								
<b>Brimanis, Aris</b>	2001-02	D - 37	5	0	0	0	9	-1
Signed as a free agent, Aug. 1, 2001. Became a free agent July 1, 2002.								
<b>Brookbank, Sheldon</b>	2009-12	D - 21	215	4	23	27	300	+16
Acquired from New Jersey in exchange for David McIntyre, Feb. 3, 2009. Became a free agent, July 1, 2012.								
<b>Brown, J.T.</b>	2017-18	RW - 71	23	1	2	3	12	-4
Claimed off waivers from Tampa Bay, Jan. 14, 2018. Became a free agent, July 1, 2018.								
<b>Brown, Mike</b>	2002-03	LW - 44	16	1	1	2	44	0
Claimed off waivers from Vancouver, Oct. 10, 2002. Became a free agent, July 1, 2003.								
<b>Brown, Mike</b>	2008-10	RW - 13	103	8	2	10	166	-1
Acquired from Vancouver in exchange for Nathan McIver, Feb. 4, 2009. Traded to Toronto in exchange for a fifth-round selection in the 2010 NHL Entry Draft, June 26, 2010.								
<b>Burnett, Garrett</b>	2003-04	LW - 55	39	1	2	3	184	0
Signed as a free agent, July 25, 2003. Became a free agent, July 1, 2004.								
<b>Butsayev, Viacheslav</b>	1995-96	C - 15	7	1	0	1	0	-4
Signed as a free agent, Oct. 20, 1995. Became a free agent, July 1, 1996.								
<b>Bylsma, Dan</b>	2000-04	RW - 21	209	10	22	32	62	-11
Signed as a free agent, July 13, 2000. Became a free agent, July 1, 2004.								
<b>Calder, Kyle</b>	2009-10	LW - 32	14	0	2	2	8	-7
Signed as a free agent, Oct. 28, 2009. Became a free agent, July 1, 2010.								
<b>Campbell, Jim</b>	1995-96	RW - 21	16	2	3	5	36	0
Acquired from Montreal in exchange for Robert Dirk, Jan. 21, 1996. Became a free agent, July 1, 1996.								
<b>Carnback, Patrik</b>	1993-96	RW/C - 21	148	24	38	62	120	-13
Acquired from Montreal with Todd Ewen in exchange for a third-round selection in the 1994 NHL Entry Draft, Aug. 10, 1993. Became a free agent, July 1, 1996.								
<b>Carney, Keith</b>	2001-06	D - 3	271	13	48	61	185	+30
Acquired from Phoenix in exchange for a second-round selection in the 2001 NHL Entry Draft, June 19, 2001. Traded to Vancouver with Juha Alen in exchange for Brett Skinner and a second-round selection in the 2006 NHL Entry Draft, Mar. 9, 2006.								
<b>Carter, Ryan</b>	2007-10	C/LW - 52/20	138	12	17	29	141	-3
Signed as a free agent, July 12, 2006. Trade to Carolina in exchange for Stefan Chaput and Matt Kennedy, Nov. 23, 2010.								
<b>Chimera, Jason</b>	2017-18	C - 20	16	1	1	2	2	-1
Acquired from NY Islanders in exchange for Chris Wagner, Feb. 26, 2018. Became a free agent July 1, 2018.								
<b>Chipchura, Kyle</b>	2009-11	C - 28	95	6	8	14	88	-1
Acquired from Montreal in exchange for a fourth-round selection in the 2012 NHL Entry Draft, Dec. 2, 2009. Became a free agent, June 27, 2011.								
<b>Chistov, Stanislav</b>	2002-04 & 2006-07	LW - 23/24	136	14	34	48	80	-12
Selected by Anaheim in the first round (5th overall) of the 2001 NHL Entry Draft. Traded to Boston in exchange for a third-round selection in the 2008 NHL Entry Draft, Nov. 13, 2006.								
<b>Chouinard, Marc</b>	2000-03	C - 32/11	159	10	13	23	62	-12
Acquired from Winnipeg with Teemu Selanne and a fourth-round selection in the 1996 NHL Entry Draft in exchange for Chad Kilger, Oleg Tverdokvov and a third-round selection in the 1996 NHL Entry Draft, Feb. 7, 1996. Became a free agent, July 1, 2003.								
<b>Christensen, Erik</b>	2008-10	C/LW - 26	26	2	7	9	8	-5
Acquired from Atlanta in exchange for Eric O'Dell, Mar. 4, 2009. Claimed off waivers by NY Rangers on Dec. 2, 2010.								
<b>Clark, Mat</b>	2011-15	D - 37/73	9	0	1	1	6	+0
Selected by Anaheim in the second round (37th overall) of the 2009 NHL Entry Draft. Traded to Colorado for Michael Sgarbossa, Mar. 2, 2015.								
<b>Cogliano, Andrew</b>	2011-19	LW - 7	584	102	131	233	170	+61
Acquired from Edmonton in exchange for a second-round selection in the 2012 NHL Entry Draft, July 12, 2011. Traded to Dallas in exchange for Devin Shore, January 14, 2019.								
<b>Corkum, Bob</b>	1993-96	C - 20/19	168	38	44	82	69	-3
Acquired in the 1993 NHL Expansion Draft from Buffalo. Traded to Philadelphia in exchange for Chris Herperger and a seventh-round selection in the 1997 NHL Entry Draft, Feb. 6, 1996.								
<b>Cracknell, Adam</b>	2018-19	RW - 22	2	0	0	0	0	-1
Acquired from Toronto in exchange for Steve Olesky, December 10, 2018. Became free agent, July 1, 2019.								
<b>Cramarossa, Joseph</b>	2016-17	LW - 74	49	4	6	10	51	+1
Selected by Anaheim in the third round (65th overall) of the 2011 NHL Entry Draft. Claimed off waivers by Vancouver, March 1, 2017.								
<b>Crowley, Mike</b>	1997-01	D - 38/25	67	5	15	20	44	-26
Acquired from Philadelphia with Anatoli Semenov in exchange for Brian Wessenberg, Mar. 19, 1996. Became a free agent, July 1, 2001.								
<b>Cullen, Matt</b>	1997-03	C - 45/11/17	427	65	135	200	168	-39
Selected by Anaheim in the second round (35th overall) of the 1996 NHL Entry Draft. Traded to Florida with Pavel Trnka and a fourth-round selection in the 2003 NHL Entry Draft in exchange for Sandis Ozolinsh and Lance Ward, Jan. 30, 2003.								
<b>Cummins, Jim</b>	2000-02	RW - 19/15	81	5	6	11	167	-12
Signed as a free agent, July 5, 2000. Traded to the NY Islanders in exchange for Dave Roche, Jan. 14, 2002.								
<b>Daigneault, J.J.</b>	1997-98	D - 36	66	4	24	28	50	-5
Acquired from Pittsburgh in exchange for Garry Valk, Feb. 21, 1997. Traded to NY Islanders with Mark Janssens and Joe Sacco in exchange for Travis Green, Doug Houda and Tony Tuzzolino, Feb. 6, 1998.								

# STATISTICS OF FORMER DUCKS



<b>Davidsson, Johan</b>	<b>1998-00</b>	<b>C - 22</b>	<b>69</b>	<b>4</b>	<b>5</b>	<b>9</b>	<b>16</b>	<b>-9</b>
Selected by Anaheim in the second round (28th overall) of the 1994 NHL Entry Draft. Traded to NY Islanders with future considerations in exchange for Jorgen Jonsson, Mar. 11, 2000.								
<b>Despres, Simon</b>	<b>2014-17</b>	<b>D - 24/6</b>	<b>49</b>	<b>1</b>	<b>9</b>	<b>10</b>	<b>30</b>	<b>+4</b>
Acquired from Pittsburgh in exchange for Ben Lovejoy, Mar. 2, 2015. Placed on waivers, June 16, 2017.								
<b>DiPenta, Joe</b>	<b>2005-08</b>	<b>D - 33</b>	<b>171</b>	<b>5</b>	<b>16</b>	<b>21</b>	<b>110</b>	<b>+12</b>
Signed as a free agent, Aug. 11, 2005. Became a free agent, July 1, 2008.								
<b>Dirk, Robert</b>	<b>1994-96</b>	<b>D - 5</b>	<b>82</b>	<b>2</b>	<b>5</b>	<b>7</b>	<b>98</b>	<b>+5</b>
Acquired from Chicago in exchange for a fourth-round selection in the 1995 NHL Entry Draft, July 12, 1994. Traded to Montreal in exchange for Jim Campbell, Jan. 21, 1996.								
<b>Dollas, Bobby</b>	<b>1993-98</b>	<b>D - 2</b>	<b>305</b>	<b>28</b>	<b>61</b>	<b>89</b>	<b>213</b>	<b>+31</b>
Acquired in the 1993 NHL Expansion Draft from Detroit. Traded to Edmonton in exchange for Drew Bannister, Jan. 9, 1998.								
<b>Donato, Ted</b>	<b>1999-00</b>	<b>LW - 21</b>	<b>81</b>	<b>11</b>	<b>19</b>	<b>30</b>	<b>26</b>	<b>-3</b>
Acquired from Ottawa with the rights to Antti-Jussi Niemi in exchange for Patrick Lalime, June 18, 1999. Became a free agent, July 1, 2000.								
<b>Dotchin, Jake</b>	<b>2018-19</b>	<b>D - 21</b>	<b>20</b>	<b>0</b>	<b>1</b>	<b>1</b>	<b>39</b>	<b>-4</b>
Signed as a free agent, October 17, 2018. Became a free agent, July 1, 2019.								
<b>Douris, Peter</b>	<b>1993-96</b>	<b>RW - 16</b>	<b>151</b>	<b>30</b>	<b>40</b>	<b>70</b>	<b>42</b>	<b>-4</b>
Signed as a free agent, July 22, 1993. Became a free agent, July 1, 1996.								
<b>Drury, Ted</b>	<b>1996-99</b>	<b>C - 13/18</b>	<b>232</b>	<b>21</b>	<b>26</b>	<b>47</b>	<b>225</b>	<b>-18</b>
Acquired from Ottawa with the rights to Marc Moro in exchange for Shaun Van Allen and Jason York, Oct. 1, 1996. Traded to NY Islanders in exchange for Tony Hrkac and Dean Malkoc, Oct. 29, 1999.								
<b>Dvorak, Radek</b>	<b>2012-13</b>	<b>RW - 18</b>	<b>9</b>	<b>4</b>	<b>0</b>	<b>4</b>	<b>2</b>	<b>+2</b>
Signed as a free agent, Mar. 24, 2013. Became a free agent, July 5, 2013.								
<b>Ebbett, Andrew</b>	<b>2007-10</b>	<b>C - 48</b>	<b>53</b>	<b>8</b>	<b>24</b>	<b>32</b>	<b>26</b>	<b>+10</b>
Signed as a free agent, May. 16, 2007. Claimed off waivers by Chicago on Oct. 17, 2009.								
<b>Eminger, Steve</b>	<b>2009-10</b>	<b>D - 7</b>	<b>63</b>	<b>4</b>	<b>12</b>	<b>16</b>	<b>30</b>	<b>+1</b>
Signed as a free agent, Sept. 4, 2009. Traded to NY Rangers in exchange for Aaron Voros and Ryan Hillier, July 9, 2010.								
<b>Etem, Emerson</b>	<b>2012-15 &amp; 2016-17</b>	<b>LW - 65/16/26</b>	<b>115</b>	<b>15</b>	<b>16</b>	<b>31</b>	<b>19</b>	<b>+5</b>
Selected by Anaheim in the 1st round (29th overall) of the 2010 NHL Entry Draft. Traded to NY Rangers with a second-round selection in the 2015 NHL Entry Draft in exchange for Carl Hagelin, a second round and a sixth round selection in the 2015 NHL Entry Draft, June 27, 2015. Claimed off waivers from Vancouver, Oct. 10, 2013. Became a free agent, July 1, 2017.								
<b>Ewen, Todd</b>	<b>1993-96</b>	<b>RW - 36</b>	<b>153</b>	<b>13</b>	<b>12</b>	<b>25</b>	<b>650</b>	<b>-14</b>
Acquired from Montreal with Patrik Cambach in exchange for a third-round selection in the 1994 NHL Entry Draft, Aug. 10, 1993. Became a free agent, July 1, 1996.								
<b>Fedorov, Sergei</b>	<b>2003-05</b>	<b>C - 91</b>	<b>85</b>	<b>31</b>	<b>35</b>	<b>66</b>	<b>44</b>	<b>-6</b>
Signed as a free agent, July 19, 2003. Traded to Columbus with a fifth-round selection in the 2006 NHL Entry Draft in exchange for Tyler Wright and Francois Beauchemin, Nov. 16, 2005.								
<b>Fedoruk, Todd</b>	<b>2005-06</b>	<b>LW - 29</b>	<b>86</b>	<b>4</b>	<b>22</b>	<b>26</b>	<b>210</b>	<b>+8</b>
Acquired from Philadelphia in exchange for a second-round selection in the 2005 NHL Entry Draft, July 29, 2005. Traded to Philadelphia in exchange for a fourth-round selection in the 2007 NHL Entry Draft, Nov. 13, 2006.								
<b>Fedotov, Anatoli</b>	<b>1993-94</b>	<b>D - 34</b>	<b>3</b>	<b>0</b>	<b>0</b>	<b>0</b>	<b>0</b>	<b>-1</b>
Selected by Anaheim in the 10th round (238th overall) of the 1993 NHL Entry Draft. Retired in September, 1994.								
<b>Ferguson, Scott</b>	<b>1998-99</b>	<b>D - 21</b>	<b>2</b>	<b>0</b>	<b>1</b>	<b>1</b>	<b>0</b>	<b>0</b>
Signed as a free agent, July 22, 1998. Became a free agent, July 1, 2000.								
<b>Ferner, Mark</b>	<b>1993-95</b>	<b>D - 3</b>	<b>64</b>	<b>3</b>	<b>6</b>	<b>9</b>	<b>36</b>	<b>-20</b>
Acquired in the 1993 NHL Expansion Draft from Ottawa. Traded to Detroit with Stu Grimson in exchange for Mike Sillinger and Jason York on Apr. 4, 1995.								
<b>Festerling, Brett</b>	<b>2008-11</b>	<b>D - 53</b>	<b>83</b>	<b>0</b>	<b>8</b>	<b>8</b>	<b>33</b>	<b>+4</b>
Signed as a free agent, Sept. 14, 2005. Traded to Montreal with a fifth-round selection in the 2012 NHL Entry Draft in exchange for Maxim Lapierre, Dec. 31, 2010.								
<b>Fiore, Giovanni</b>	<b>2017-18</b>	<b>LW - 90</b>	<b>1</b>	<b>0</b>	<b>0</b>	<b>0</b>	<b>0</b>	<b>-1</b>
Signed as a free agent, Apr. 18, 2017. Traded to Arizona in exchange for Trevor Murphy, Dec. 28, 2018.								
<b>Fistic, Mark</b>	<b>2013-15</b>	<b>D - 28</b>	<b>43</b>	<b>1</b>	<b>4</b>	<b>5</b>	<b>32</b>	<b>+6</b>
Signed as a free agent, Aug. 20, 2013. Released from contract, June 28, 2015.								
<b>Fleischmann, Tomas</b>	<b>2014-15</b>	<b>LW - 14</b>	<b>14</b>	<b>1</b>	<b>5</b>	<b>6</b>	<b>4</b>	<b>+0</b>
Acquired from Florida in exchange for Dany Heatley and a third round selection in the 2015 NHL Entry Draft, Feb. 28, 2015. Became a free agent, July 1, 2015.								
<b>Foster, Kurtis</b>	<b>2011-12</b>	<b>D - 6</b>	<b>9</b>	<b>1</b>	<b>1</b>	<b>2</b>	<b>8</b>	<b>-5</b>
Acquired from Edmonton in exchange for Andy Sutton, July 1, 2011. Traded to New Jersey with Timo Pielmeier in exchange for Rod Pelley, Mark Fraser and a seventh-round draft selection in the 2012 NHL Entry Draft, Dec. 12, 2012.								
<b>Friberg, Max</b>	<b>2014-16</b>	<b>RW - 43</b>	<b>6</b>	<b>0</b>	<b>0</b>	<b>0</b>	<b>2</b>	<b>-1</b>
Selected by Anaheim in the fifth round (143rd overall) of the 2011 NHL Entry Draft. Became a free agent, July 1, 2016.								
<b>Friesen, Jeff</b>	<b>2000-02 &amp; 2005-06</b>	<b>LW - 11/12</b>	<b>114</b>	<b>20</b>	<b>39</b>	<b>59</b>	<b>62</b>	<b>-7</b>
Acquired from San Jose with Steve Shields and future considerations in exchange for Teemu Selanne, Mar. 5, 2001. Traded to New Jersey with Oleg Tverdokhyn and Maxim Balmochnykh for Petr Sykora, Mike Commodore, J.F. Dampousse and Igor Pohanka, July 6, 2002. Acquired from Washington in exchange for a second-round selection in the 2006 NHL Entry Draft, Mar. 9, 2006. Became a free agent, July 1, 2006.								
<b>Garbutt, Ryan</b>	<b>2015-17</b>	<b>LW - 28/16</b>	<b>64</b>	<b>7</b>	<b>4</b>	<b>11</b>	<b>41</b>	<b>-7</b>
Acquired from Chicago in exchange for Jin Sekak, Jan. 21, 2016. Signed with HK Sochi of the KHL, May 3, 2017.								
<b>Gavey, Aaron</b>	<b>2005-06</b>	<b>C - 40</b>	<b>5</b>	<b>0</b>	<b>0</b>	<b>0</b>	<b>2</b>	<b>0</b>
Signed as a free agent, Sept. 12, 2005. Became a free agent, July 1, 2006.								
<b>Gibbons, Brian</b>	<b>2018-19</b>	<b>LW - 23</b>	<b>44</b>	<b>2</b>	<b>3</b>	<b>5</b>	<b>16</b>	<b>-8</b>
Signed as a free agent, July 2, 2018. Traded to Ottawa in exchange for Patrick Sieloff, February 25, 2019.								
<b>Gillies, Trevor</b>	<b>2005-06</b>	<b>LW - 42</b>	<b>1</b>	<b>0</b>	<b>0</b>	<b>0</b>	<b>21</b>	<b>0</b>
Acquired from NY Rangers with fourth round pick in 2007 Entry Draft for Steve Rucchin, August 23, 2005. Became a free agent, July 1, 2007.								
<b>Glencross, Curtis</b>	<b>2006-07</b>	<b>C - 46</b>	<b>2</b>	<b>1</b>	<b>0</b>	<b>1</b>	<b>2</b>	<b>-1</b>
Signed as a free agent, Mar. 25, 2004. Traded to Columbus with Zenon Konopka and a conditional seventh-round selection in 2007 or 2008 in exchange for Joe Motzko, Mark Hartigan and a fourth-round selection in the 2007 NHL Entry Draft, Jan. 26, 2007.								

# STATISTICS OF FORMER DUCKS

<b>Gordon, Andrew</b>	2011-12	RW - 41	37	2	3	5	6	-10
Signed as a free agent, July 2, 2011. Traded to Vancouver in exchange for Sebastian Erixon, Feb. 27, 2012.								
<b>Grant, Alex</b>	2013-14	D - 51	2	2	0	2	2	+3
Acquired from Pittsburgh in exchange for Harry Zolnierczyk, June 24, 2013. Traded to Ottawa in exchange for Andre Petersson, Mar. 5, 2014.								
<b>Green, Josh</b>	2008-09 & 2010-11	C - 12	12	0	0	0	6	-3
Signed as a free agent, July 22, 2008. Became a free agent, July 1, 2009. Signed as a free agent, July 12, 2010. Became a free agent, July 1, 2011.								
<b>Green, Travis</b>	1998-99 & 2006-07	C - 39	108	19	29	48	103	-14
Acquired from NY Islanders with Doug Houda and Tony Tuzzolino in exchange for J.J. Daigneault, Mark Janssens and Joe Sacco, Feb. 6, 1998. Traded to Phoenix with a first-round selection (Scott Kelman) in the 1999 NHL Entry Draft in exchange for Oleg Tverdovsky, June 26, 1999. Signed as a free agent, Aug. 10, 2006. Claimed off waivers by Toronto, Jan. 10, 2007.								
<b>Grimson, Stu</b>	1993-95 & 1998-00	LW - 32	231	5	8	13	583	-13
Acquired by Anaheim in the 1993 NHL Expansion Draft from Detroit. Traded to Detroit with Mark Ferrer and a sixth-round selection in the 1996 NHL Entry Draft in exchange for Mike Sillinger and Jason York, Apr. 4, 1995. Acquired from Carolina with Kevin Haller in exchange for David Karpa and a fourth-round selection in the 2000 NHL Entry Draft, Aug. 11, 1998. Became a free agent, July 1, 2000.								
<b>Guenin, Nate</b>	2011-12	D - 34	15	2	0	2	6	+6
Acquired from Columbus in exchange for Trevor Smith, Jan. 4, 2011. Became a free agent July 5, 2013.								
<b>Hagelin, Carl</b>	2015-16	LW - 26	43	4	8	12	14	-10
Acquired from NY Rangers with a second-round selection and a fifth-round selection in the 2015 NHL Entry Draft in exchange for Emerson Etem and a second-round selection in the 2015 NHL Entry Draft, June 27, 2015. Traded to Pittsburgh in exchange for Adam Clendening and David Perron, Jan. 15, 2016.								
<b>Hagman, Niklas</b>	2011-12	LW - 12	63	8	11	19	12	-10
Claimed off waivers from Calgary, Nov. 14, 2011. Became a free agent July 1, 2012.								
<b>Haller, Kevin</b>	1998-00	D - 5	149	4	11	15	183	-9
Acquired from Carolina with Stu Grimson in exchange for David Karpa and a fourth-round selection in the 2000 NHL Entry Draft, Aug. 11, 1998. Became a free agent July 1, 2000.								
<b>Hankinson, Casey</b>	2003-04	LW - 48	4	0	0	0	4	0
Signed as a free agent, June 25, 2003. Became a free agent, July 1, 2004.								
<b>Hartigan, Mark</b>	2007	C - 13	6	0	0	0	4	-1
Acquired from Columbus with Joe Motzko and a fourth-round selection in the 2007 NHL Entry Draft in exchange for Curtis Glencross, Zenon Konopka and a seventh-round selection in either the 2007 or 2008 NHL Entry Draft, Jan. 26, 2007. Became a free agent, July 1, 2007.								
<b>Havelid, Niclas</b>	1999-04	D - 28	310	24	61	85	152	-42
Selected by Anaheim in the third round (83rd overall) of the 1999 NHL Entry Draft. Traded to Atlanta in exchange for Kurtis Foster, June 26, 2004.								
<b>Heatley, Dany</b>	2014-15	LW - 51	6	0	0	0	0	-3
Signed as a free agent, July 9, 2014. Traded to Florida with a third-round selection in the 2015 NHL Entry Draft in exchange for Tomas Fleischmann, Feb. 28, 2015.								
<b>Hedican, Bret</b>	2008-09	D - 3	51	1	5	6	36	-7
Signed as a free agent, Oct. 23, 2008. Became free agent, July 1, 2009.								
<b>Hedstrom, Jonathan</b>	2002-03 & 2005-06	RW - 51/17	83	13	14	27	48	+1
Acquired from Toronto in exchange for a sixth- and seventh-round selection in the 2000 NHL Entry Draft, June 25, 2000. Retired in Aug. 2006.								
<b>Hendry, Jordan</b>	2012-13	D - 40	2	0	0	0	0	0
Signed as a free agent, July 1, 2012. Became a free agent, July 5, 2013.								
<b>Hicks, Alex</b>	1995-96	LW - 32	82	12	17	29	51	+12
Signed as a free agent, Aug. 23, 1995. Traded to Pittsburgh with Fredrik Olausson in exchange for Shawn Antoski and Dmitri Mironov, Nov. 19, 1996.								
<b>Hill, Sean</b>	1993-94	D - 6	68	7	20	27	78	-12
Acquired in the 1993 NHL Expansion Draft from Montreal. Traded to Ottawa in exchange for a third-round selection in the 1994 NHL Entry Draft, June 29, 1994.								
<b>Hnidy, Shane</b>	2007-08	D - 7	33	1	2	3	30	+2
Signed as a free agent, July 5, 2007. Traded to Boston with a sixth-round selection in the 2008 NHL Entry Draft in exchange for Brandon Bochenski, Jan. 2, 2008.								
<b>Holan, Milos</b>	1995-96	D - 7	41	4	10	14	38	-8
Acquired from Philadelphia in exchange for Anatoli Semenov, Mar. 8, 1995. Retired due to illness after the 1995-96 season.								
<b>Holland, Peter</b>	2011-13	C - 74	29	5	2	7	8	+3
Selected by Anaheim in the first round (15th overall) of the 2009 NHL Entry Draft. Traded to Toronto along with Brad Staubitz in exchange for Jesse Blacker, a conditional third-round pick and a seventh-round pick in the 2014 NHL Entry Draft on Nov. 16, 2013.								
<b>Holmqvist, Michael</b>	2003-04	C - 18	21	2	0	2	25	-6
Selected by Anaheim in the first round (18th overall) of the 1997 NHL Entry Draft. Traded to Chicago in exchange for Travis Moen on July 30, 2005.								
<b>Horcoff, Shawn</b>	2015-16	C - 22	56	6	9	15	34	+1
Signed as a free agent, July 1, 2015. Became a free agent, July 1, 2016.								
<b>Houda, Doug</b>	1997-98	D - 6	24	1	2	3	52	-5
Acquired from NY Islanders with Travis Green and Tony Tuzzolino in exchange for J.J. Daigneault, Mark Janssens and Joe Sacco, Feb. 6, 1998. Traded to Detroit in exchange for future considerations, Oct. 8, 1998.								
<b>Houlder, Bill</b>	1993-94	D - 23	80	14	25	39	40	-18
Acquired in the 1993 NHL Expansion Draft from Buffalo. Traded to St. Louis in exchange for Jason Marshall, Aug. 29, 1994.								
<b>Hrkac, Tony</b>	1999-01	C - 15	140	17	32	49	37	-2
Acquired from NY Islanders with Dean Malkoc in exchange for Ted Drury, Oct. 29, 1999. Became a free agent, July 1, 2001.								
<b>Huskins, Kent</b>	2005-09	D - 40	142	6	22	28	100	+26
Signed as a free agent, Aug. 30, 2005. Traded to San Jose with Travis Moen in exchange for Nick Bonino, Timo Pielmeier and a conditional selection in the 2009 NHL Entry Draft, Mar. 4, 2009.								
<b>Jackman, Ric</b>	2006-07	D - 5	24	1	10	11	10	+3
Acquired from Florida for a conditional draft pick, Jan. 2, 2007. Became a free agent, July 1, 2007.								
<b>Jackman, Tim</b>	2013-16	RW - 18	83	8	3	11	152	-8
Acquired from Calgary in exchange for sixth-round selection in the 2014 NHL Entry Draft, Nov. 21, 2013. Traded to Chicago with a seventh-round selection in the 2017 NHL Entry Draft in exchange for Corey Tropp, Feb. 29, 2016.								
<b>Jacques, Jean-Francois</b>	2011-12	LW - 19	6	0	0	0	12	+2
Signed as a free agent, July 6, 2011. Became a free agent, July 1, 2012.								

# STATISTICS OF FORMER DUCKS



<b>Janssens, Mark</b>	1997-98	C - 24/18	67	4	7	11	163	-25
Acquired from Hartford in exchange for Bates Battaglia and a fourth-round selection in the 1998 NHL Entry Draft, Mar. 18, 1997. Traded to NY Islanders with J.J. Daigneault and Joe Sacco in exchange for Travis Green, Doug Houda and Tony Tuzzolino, Feb. 6, 1998.								
<b>Johnson, Craig</b>	2003-04	LW - 27	39	1	2	3	14	-4
Signed as a free agent, Sept. 9, 2003. Claimed on waivers by Toronto, Jan. 9, 2004.								
<b>Jomphe, J.F.</b>	1995-98	C - 46	104	10	29	39	100	-1
Signed as a free agent, Sept. 27, 1993. Traded to Phoenix in exchange for Jim McKenzie, June 18, 1998.								
<b>Jonsson, Jorgen</b>	1999-00	C - 22	13	1	2	3	0	-2
Acquired from NY Islanders for Johan Davidsson and future considerations, Mar. 11, 2000. Signed as a free agent by Farjestad (Sweden), May 24, 2000.								
<b>Kariya, Paul</b>	1995-03	LW - 9	606	300	369	669	213	+52
Selected by Anaheim in the first round (fourth overall) of the 1993 NHL Entry Draft. Became a free agent, July 1, 2003.								
<b>Karlsson, William</b>	2014-15	C - 38	18	2	1	3	2	+1
Selected by Anaheim in the second-round (53rd overall) of the 2011 NHL Entry Draft. Traded to Columbus with Rene Bourque and a second-round selection in the 2015 NHL Entry Draft in exchange for James Wisniewski and a third-round selection in the 2015 NHL Entry Draft, Mar. 2, 2015.								
<b>Karpa, David</b>	1995-98	D - 15/17/33	245	7	43	50	788	+5
Acquired from Quebec in exchange for a conditional selection in the 1997 NHL Entry Draft (fourth), Mar. 8, 1995. Traded to Carolina with a fourth-round selection in the 2000 NHL Entry Draft in exchange for Stu Grimson and Kevin Haller, Aug. 11, 1998.								
<b>Karpov, Valeri</b>	1994-97	RW - 11	76	14	15	29	32	-7
Selected by Anaheim in the third round (56th overall) of the 1993 NHL Entry Draft. Became a free agent, July 1, 1997.								
<b>Kasatonov, Alexei</b>	1993-94	D - 7	55	4	18	22	43	-8
Acquired in the 1993 NHL Expansion Draft from New Jersey. Traded to St. Louis in exchange for Maxim Bets and a sixth-round selection in the 1995 NHL Entry Draft, Mar. 21, 1994.								
<b>Kelly, Chris</b>	2017-18	C - 22	12	0	2	2	2	+1
Signed as a free agent, Feb. 25, 2017. Became a free agent, July 1, 2018.								
<b>Kerdiles, Nicolas</b>	2016-18	LW - 58	3	0	0	0	0	+1
Selected by Anaheim in the second round (36th overall) of the 2012 NHL Entry Draft. Traded to Winnipeg in exchange for Chase De Leo, June 30, 2018.								
<b>Kilger, Chad</b>	1995-96	C - 8	45	5	7	12	22	-2
Selected by Anaheim in the first round (fourth overall) of the 1995 NHL Entry Draft. Traded to Winnipeg with Oleg Tverdoksovsky and a third-round selection in the 1996 NHL Entry Draft in exchange for Teemu Selanne, Marc Chouinard and a fourth-round selection in the 1996 NHL Entry Draft, Feb. 7, 1996.								
<b>King, Jason</b>	2007-08	RW - 42	4	0	0	0	0	-3
Acquired from Vancouver with a conditional third-round selection in the 2009 NHL Entry Draft in exchange for Ryan Shannon, June 23, 2007. Signed with the Adler Mannheim of the Deutsche Liga (Germany), June 2, 2008.								
<b>King, Steven</b>	1993-96	RW - 17/24	43	10	3	13	59	-8
Acquired in the 1993 NHL Expansion Draft from NY Rangers. Became a free agent, July 1, 1996.								
<b>Kjellberg, Patric</b>	2001-03	RW - 18	141	15	19	34	26	-18
Acquired from Nashville in exchange for Petr Tenkrat, Nov. 1, 2001. Became a free agent, July 1, 2003.								
<b>Klee, Ken</b>	2008-09	D - 2	3	0	0	0	4	+0
Acquired from Atlanta with Brad Larsen and Chad Painchaud in exchange for Mathieu Schneider, Sept. 26, 2008. Claimed off waivers by Phoenix on Oct. 28, 2008.								
<b>Knutsen, Espen</b>	1997-98	C - 47/21	19	3	0	3	6	-10
Acquired from Hartford in exchange for Kevin Brown, Oct. 1, 1996. Traded to Columbus in exchange for a fourth-round selection in the 2001 NHL Entry Draft, May 25, 2000.								
<b>Kohn, Ladislav</b>	1999-01	RW - 29	128	9	19	28	69	-32
Acquired from Atlanta in exchange for an eighth-round selection in the 2000 NHL Entry Draft, Sept. 27, 1999. Traded to Atlanta for Sergei Vyshedkevich and Scott Langkow, Feb. 9, 2001.								
<b>Koivu, Saku</b>	2009-14	C - 11	332	64	127	191	186	+20
Signed as a free agent, July 8, 2009. Became a free agent, July 1, 2014.								
<b>Kondratiev, Maxim</b>	2007-08	D - 20	4	0	0	0	0	-2
Acquired from NY Rangers in exchange for Petr Sykora and a fourth-round selection in the 2007 NHL Entry Draft, Jan. 8, 2006. Placed on waivers, Jan. 30, 2008.								
<b>Konopka, Zenon</b>	2005-06	C - 25	23	4	3	7	48	-4
Signed as a free agent, Sept. 1, 2004. Traded to Columbus with Curtis Glencross and a selection in either the 2007 or 2008 NHL Entry Draft in exchange for Mark Hartigan, Joe Motzko and a fourth-round selection in the 2007 NHL Entry Draft, Jan. 26, 2007.								
<b>Kossila, Kalle</b>	2016-19	LW - 83	19	2	1	3	4	-5
Signed as an undrafted free agent, June 30, 2016. Became a free agent, July 1, 2019.								
<b>Krivokrasov, Sergei</b>	2001-02	RW - 23	17	1	2	3	19	-1
Acquired from Minnesota in exchange for a seventh-round selection in the 2002 NHL Entry Draft and future considerations, Nov. 1, 2001. Became a free agent July 1, 2002.								
<b>Krog, Jason</b>	2002-04	C - 10	147	16	27	43	28	-3
Signed as a free agent, July 17, 2002. Became a free agent, July 1, 2004.								
<b>Krygier, Todd</b>	1994-96	LW - 25	95	20	39	59	80	-8
Acquired from Washington in exchange for a fourth-round selection in the 1996 NHL Entry Draft, Feb. 2, 1995. Traded to Washington in exchange for Mike Torchia, Mar. 8, 1996.								
<b>Kunitz, Chris</b>	2003-05 & 2005-09	LW - 38/14	313	81	111	192	297	+60
Signed as free agent, Apr. 1, 2003. Claimed off waivers by Atlanta, Oct. 4, 2005. Claimed off waivers from Atlanta Oct. 18, 2005. Traded to Pittsburgh with Eric Tangradi in exchange for Ryan Whitney, Feb. 26, 2009.								
<b>Kurri, Jari</b>	1996-97	RW/C - 17	82	13	22	35	12	-13
Signed as a free agent, Aug. 14, 1996. Became a free agent, July 1, 1997.								
<b>Kurvers, Tom</b>	1994-95	D - 24	22	4	3	7	6	-13
Acquired from NY Islanders in exchange for Troy Loney, June 29, 1994. Became a free agent, July 1, 1995.								
<b>Ladouceur, Randy</b>	1993-96	D - 29	188	4	16	20	157	+14
Acquired in the 1993 NHL Expansion Draft from Hartford. Retired from the NHL after the 1995-96 season.								
<b>Lambert, Denny</b>	1994-96 & 2001-02	LW - 42/27	119	3	16	19	272	+2
Signed as a free agent, Aug. 16, 1993. Became a free agent, July 1, 1996. Acquired from Atlanta in exchange for future considerations, July 2, 2001. Became a free agent, July 1, 2002.								

# STATISTICS OF FORMER DUCKS

<b>Lapierre, Maxim</b>	2010-11	C - 14	21	0	3	3	9	-6
Acquired from Montreal in exchange for Brett Festerling and a fifth-round selection in the 2012 NHL Entry Draft, Dec. 31, 2010. Traded to Vancouver with MacGregor Sharp in exchange for Joel Perrault and a third-round selection in the 2012 NHL Entry Draft, Feb. 28, 2011.								
<b>Lebeau, Stephan</b>	1993-95	C - 47	60	14	20	34	26	+1
Acquired from Montreal in exchange for Ron Tugnutt, Feb. 20, 1994. Became a free agent, July 1, 1995.								
<b>LeBoutillier, Peter</b>	1996-98	RW - 52	35	2	1	3	176	-1
Selected by Anaheim in the sixth round (133rd overall) of the 1995 NHL Entry Draft. Became a free agent, July 1, 2000.								
<b>Leclerc, Mike</b>	1996-04	RW - 27/12	291	54	78	132	251	-43
Selected by Anaheim in the third round (55th overall) of the 1995 NHL Entry Draft. Traded to Phoenix in exchange for a conditional selection in the 2007 NHL Entry Draft, Aug. 23, 2005.								
<b>Liambas, Mike</b>	2017-18	LW - 51	7	0	1	1	21	+0
Signed as a free agent, July 1, 2017. Became a free agent July 1, 2018.								
<b>Lilja, Andreas</b>	2010-11	D - 3	52	1	6	7	28	-15
Signed as a free agent, Oct. 11, 2010. Became a free agent July 1, 2011.								
<b>Lilley, John</b>	1993-96	RW - 48/27	23	3	8	11	13	+2
Signed as a free agent, Mar. 9, 1994. Became a free agent, July 1, 1996.								
<b>Loach, Lonnie</b>	1993-94	LW - 27	3	0	0	0	2	-2
Acquired in the 1993 NHL Expansion Draft from Los Angeles. Became a free agent, July 1, 1994.								
<b>Lombardi, Matthew</b>	2012-13	C - 19	7	0	0	0	4	-2
Acquired from Phoenix in exchange for Brandon McMillon, Apr. 3, 2013. Became a free agent, July 5, 2013.								
<b>Loney, Troy</b>	1993-94	LW - 24	62	13	6	19	88	-5
Acquired in the 1993 NHL Expansion Draft from Pittsburgh. Traded to the NY Islanders in exchange for Tom Kurvers, June 29, 1994.								
<b>Lovejoy, Ben</b>	2012-15	D - 6	150	6	33	39	85	+30
Acquired from Pittsburgh in exchange for a fifth-round selection in the 2014 NHL Entry Draft, Feb. 6, 2013. Traded to Pittsburgh in exchange for Simon Despres, Mar. 2, 2015.								
<b>Lupul, Joffrey</b>	2003-06 & 2009-11	RW - 15/14/19	205	56	58	114	108	-20
Selected in the first round (seventh overall) in the 2002 NHL Entry Draft, June 22, 2002. Traded to Edmonton with Ladislav Smid, a first-round selection in the 2007 NHL Entry Draft, a conditional first-round selection and a second-round selection in the 2008 NHL Entry Draft in exchange for Chris Pronger, July 3, 2006. Acquired from Philadelphia with Luca Sbisa, a first-round selection in the 2009 NHL Entry Draft, a first-round selection in the 2010 NHL Entry Draft and a conditional selection in 2010 or 2011 for Chris Pronger and Ryan Dingle, June 26, 2009. Traded to Toronto with Jake Gardiner and a conditional fourth-round selection in 2013 in exchange for Francois Beauchemin, Feb. 9, 2011.								
<b>Lydman, Toni</b>	2010-13	D - 32	187	3	41	44	100	+31
Signed as a free agent, July 1, 2010. Became a free agent, July 5, 2013.								
<b>Macenauer, Maxime</b>	2011-12	C - 49	29	1	3	4	18	-4
Selected by Anaheim in the third round (63rd overall) of the 2007 NHL Entry Draft, June 23, 2007. Traded to Winnipeg in exchange for Riley Holzapfel, Feb. 13, 2012.								
<b>Mara, Paul</b>	2010-11	D - 23	33	1	1	2	40	-1
Signed as a free agent, Sept. 16, 2010. Traded to Montreal in exchange for a fifth-round selection in the 2012 NHL Entry Draft, Feb. 17, 2011.								
<b>Marchant, Todd</b>	2005-11	C - 22	421	38	74	112	230	-29
Claimed off waivers from Columbus, Nov. 21, 2005. Retired, June 29, 2011.								
<b>Marha, Josef</b>	1997-99	C - 10	22	7	5	12	0	0
Acquired from Colorado in exchange for Warren Rychel and a conditional selection in the 1999 NHL Entry Draft, Mar. 24, 1998. Traded to Chicago in exchange for future considerations, Jan. 28, 1999.								
<b>Maroon, Patrick</b>	2010-16	LW - 19/62	204	26	53	79	249	-8
Acquired from Philadelphia with David Laiberte in exchange for Danny Syvret and Rob Bordon, Nov. 21, 2010. Traded to Edmonton in exchange for Martin Gernat and a fourth-round selection in the 2016 NHL Entry Draft, Feb. 29, 2016.								
<b>Marshall, Jason</b>	1995-01 & 2005-06	D - 23/28/6	370	8	34	42	740	-26
Acquired from St. Louis in exchange for Bill Houlder, Aug. 29, 1994. Traded to Washington in exchange for Alexei Tezikov and a fourth-round selection in the 2001 NHL Entry Draft, Mar. 13, 2001. Signed as a free agent, Aug. 8, 2005. Became a free agent, July 1, 2006.								
<b>Martensson, Tony</b>	2003-04	C - 46	6	1	1	2	0	-2
Selected in the seventh round (224th overall) of the 2001 NHL Entry Draft. Signed as a free agent by Linköping (Sweden), May 17, 2004.								
<b>Maxwell, Ben</b>	2011-12	C - 14	6	0	1	1	2	+1
Claimed off waivers from Winnipeg, Nov. 10, 2011. Claimed off waivers by Winnipeg, Dec. 6, 2011.								
<b>May, Brad</b>	2007-09	LW - 24	95	3	7	10	94	+6
Acquired from Colorado in exchange for Mike Wall, Feb. 27, 2007. Traded to Toronto in exchange for a conditional sixth-round selection in the 2010 NHL Entry Draft, Jan. 7, 2009.								
<b>McDonald, Andy</b>	2000-07	C - 48/11/19	391	92	167	259	162	+24
Signed as a free agent, Apr. 3, 2000. Traded to St. Louis in exchange for Doug Weight, Michel Biron and a seventh-round selection in the 2008 NHL Entry Draft, Dec. 14, 2007.								
<b>McGinn, Jamie</b>	2015-16	LW - 88	21	8	4	12	23	+3
Acquired from Buffalo in exchange for a third-round selection in the 2016 NHL Entry Draft, Feb. 29, 2016. Became a free agent, July 1, 2016.								
<b>McInnis, Marty</b>	1998-02	RW - 16	272	57	88	145	127	-53
Acquired from Chicago in exchange for a fourth-round selection in the 2000 NHL Entry Draft, Oct. 27, 1998. Traded to Boston in exchange for a third-round selection in the 2002 NHL Entry Draft, Mar. 5, 2002.								
<b>McIver, Nathan</b>	2008-09	D - 6	18	0	1	1	36	+2
Claimed off waivers from Vancouver, Oct. 4, 2008. Traded to Vancouver in exchange for Mike Brown, Feb. 4, 2009.								
<b>McKay, Scott</b>	1993-94	C - 45	1	0	0	0	0	0
Signed as a free agent, Aug. 2, 1993. Became a free agent, July 1, 1995.								
<b>McKenzie, Jim</b>	1998-00	LW - 33	104	8	7	15	147	-23
Acquired from Phoenix in exchange for J.F. Jomphe, June 18, 1998. Claimed by Washington off NHL waivers Jan. 20, 2000.								
<b>McMillan, Brandon</b>	2010-13	C/LW - 64	91	11	15	26	40	-16
Selected by Anaheim in the third round (85th overall) of the 2008 NHL Entry Draft, July 30, 2005. Traded to Phoenix in exchange for Matthew Lombardi, Apr. 3, 2013.								



# STATISTICS OF FORMER DUCKS



<b>McSween, Don</b>	<b>1994-96</b>	<b>D - 39/6</b>	<b>38</b>	<b>3</b>	<b>9</b>	<b>12</b>	<b>43</b>	<b>+4</b>
Signed as a free agent on Jan. 12, 1994. Became a free agent, July 1, 1996.								
<b>Megna, Jaycob</b>	<b>2016-19</b>	<b>D - 75/43</b>	<b>43</b>	<b>1</b>	<b>4</b>	<b>5</b>	<b>14</b>	<b>-4</b>
Selected by Anaheim in the seventh round (210th overall) of the 2012 NHL Entry Draft, June 23, 2012. Became a free agent, July 1, 2019.								
<b>Melin, Bjorn</b>	<b>2006-07</b>	<b>RW - 43</b>	<b>3</b>	<b>1</b>	<b>0</b>	<b>1</b>	<b>0</b>	<b>-1</b>
Acquired from NY Islanders with Ben Guite in exchange for future Dave Roche, Mar. 19, 2002. Signed with HV-71 of the Swedish Elite League, Sept. 9, 2003. Signed as a free agent, May 31, 2006. Signed with HV-71 of the Swedish Elite League, Apr. 27, 2007.								
<b>Mikkelsen, Brendan</b>	<b>2008-11</b>	<b>D - 60</b>	<b>67</b>	<b>0</b>	<b>5</b>	<b>5</b>	<b>38</b>	<b>-6</b>
Selected by Anaheim in the second round (31st overall) of the 2005 NHL Entry Draft, July 30, 2005. Claimed off waivers by Calgary, Oct. 19, 2010.								
<b>Mikulchik, Oleg</b>	<b>1995-96</b>	<b>D - 44</b>	<b>8</b>	<b>0</b>	<b>0</b>	<b>0</b>	<b>4</b>	<b>-2</b>
Signed as a free agent, July 28, 1995. Became a free agent, July 1, 1996.								
<b>Miller, Drew</b>	<b>2006-09</b>	<b>LW - 18</b>	<b>53</b>	<b>6</b>	<b>9</b>	<b>15</b>	<b>23</b>	<b>-1</b>
Selected by Anaheim in the sixth round (186th overall) of the 2003 NHL Entry Draft. Traded to Tampa Bay with a third-round selection in the 2010 NHL Entry Draft in exchange for Evgeny Artyukin, Aug. 13, 2009.								
<b>Miller, Kip</b>	<b>1999-00</b>	<b>C - 11</b>	<b>30</b>	<b>6</b>	<b>17</b>	<b>23</b>	<b>4</b>	<b>+1</b>
Acquired from Pittsburgh in exchange for future considerations, Jan. 29, 2000. Became free agent on July 1, 2000.								
<b>Mironov, Dmitri</b>	<b>1996-98</b>	<b>D - 15</b>	<b>128</b>	<b>18</b>	<b>64</b>	<b>82</b>	<b>192</b>	<b>+13</b>
Acquired from Pittsburgh with Shawn Antoski in exchange for Alex Hicks and Fredrik Olausson, Nov. 19, 1996. Traded to Detroit in exchange for Jamie Pushor and a fourth-round selection in the 1998 NHL Entry Draft, Mar. 24, 1998.								
<b>Moen, Travis</b>	<b>2005-09</b>	<b>LW - 32</b>	<b>261</b>	<b>22</b>	<b>23</b>	<b>45</b>	<b>331</b>	<b>-34</b>
Selected from Chicago in exchange for Mikael Holmqvist, July 30, 2005. Traded to San Jose with Kent Huskins in exchange for Nick Bonino, Timo Pielmeier and a conditional selection in the 2009 NHL Entry Draft, Mar. 4, 2009.								
<b>Montador, Steve</b>	<b>2008-09</b>	<b>D - 5</b>	<b>65</b>	<b>4</b>	<b>16</b>	<b>20</b>	<b>125</b>	<b>+14</b>
Signed as a free agent, July 11, 2008. Traded to Boston for Petteri Nokelainen, Mar. 4, 2009.								
<b>Montour, Brandon</b>	<b>2016-19</b>	<b>D - 71/26</b>	<b>169</b>	<b>16</b>	<b>47</b>	<b>63</b>	<b>96</b>	<b>+11</b>
Selected by Anaheim in the second-round (55th overall) of the 2014 NHL Entry Draft. Traded to Buffalo in exchange for Brendan Guhle and a conditional first-round selection in the 2019 NHL Entry Draft, Feb. 24, 2019.								
<b>Moran, Ian</b>	<b>2006-07</b>	<b>D - 18</b>	<b>1</b>	<b>0</b>	<b>0</b>	<b>0</b>	<b>0</b>	<b>-1</b>
Signed as a free agent, Aug. 15, 2006. Signed with Eisbaren Berlin of the German Elite League, Jan. 25, 2007.								
<b>Moro, Marc</b>	<b>1997-98</b>	<b>D - 37</b>	<b>1</b>	<b>0</b>	<b>0</b>	<b>0</b>	<b>0</b>	<b>0</b>
Acquired from Ottawa with Ted Drury in exchange for Shaun Van Allen and Jason York, Oct. 1, 1996. Traded to Nashville with Chris Mason in exchange for Dominic Rousel, Oct. 5, 1998.								
<b>Morrison, Brendan</b>	<b>2008-09</b>	<b>C/LW - 7</b>	<b>62</b>	<b>10</b>	<b>12</b>	<b>22</b>	<b>16</b>	<b>0</b>
Signed as a free agent, July 8, 2008. Claimed off waivers by Dallas, Mar. 4, 2009.								
<b>Motzko, Joe (playoffs only)</b>	<b>2006-07</b>	<b>RW - 46</b>	<b>3</b>	<b>0</b>	<b>0</b>	<b>0</b>	<b>0</b>	<b>+2</b>
Acquired from Columbus with Mark Hartigan and a 2007 fourth-round selection in exchange for Curtis Glencross, Zenon Konopka and a seventh-round selection in the 2007 or 2008 NHL Entry Draft, Jan. 26, 2007. Became free agent, July 1, 2007.								
<b>Mowers, Mark</b>	<b>2007</b>	<b>RW - 48/28</b>	<b>17</b>	<b>1</b>	<b>0</b>	<b>1</b>	<b>8</b>	<b>0</b>
Acquired from Boston in exchange for Nathan Saunders and Brett Skinner, Sept. 24, 2007. Became a free agent, Nov. 30, 2007.								
<b>Nazarov, Andrei</b>	<b>2000-01</b>	<b>RW - 26</b>	<b>16</b>	<b>1</b>	<b>0</b>	<b>1</b>	<b>29</b>	<b>-9</b>
Acquired from Calgary with a second-round selection in the 2001 NHL Entry Draft in exchange for Jordan Leopold, Sept. 26, 2000. Traded to Boston with Patrick Traverse in exchange for Samuel Pahlsson, Nov. 18, 2000.								
<b>Niekar, Barry</b>	<b>1996-98</b>	<b>LW - 42</b>	<b>3</b>	<b>0</b>	<b>0</b>	<b>0</b>	<b>7</b>	<b>0</b>
Signed as a free agent, Oct. 2, 1996. Became a free agent, July 1, 1998.								
<b>Niedermayer, Rob</b>	<b>2003-09</b>	<b>LW/RW - 44</b>	<b>382</b>	<b>56</b>	<b>68</b>	<b>124</b>	<b>311</b>	<b>-32</b>
Acquired from Calgary in exchange for Jean-Francois Dampousse and Mike Commodore, Mar. 11, 2003. Became free agent on July 1, 2009.								
<b>Niedermayer, Scott</b>	<b>2005-10</b>	<b>D - 27</b>	<b>371</b>	<b>60</b>	<b>204</b>	<b>264</b>	<b>306</b>	<b>-5</b>
Signed as a free agent, Aug. 4, 2005. Announced his retirement, June 22, 2010.								
<b>Nielsen, Jeff</b>	<b>1997-00</b>	<b>RW - 19</b>	<b>191</b>	<b>17</b>	<b>19</b>	<b>36</b>	<b>64</b>	<b>-9</b>
Signed as a free agent, Aug. 11, 1997. Selected by Minnesota in the 2000 NHL Expansion Draft, June 23, 2000.								
<b>Niemi, Antti-Jussi</b>	<b>2000-02</b>	<b>D - 4/40</b>	<b>29</b>	<b>1</b>	<b>1</b>	<b>2</b>	<b>22</b>	<b>-7</b>
Acquired from Ottawa with Ted Donato in exchange for Patrick Lalime, June 18, 1999. Signed as a free agent by Jokerit Helsinki (Finland), Aug. 13, 2002.								
<b>Nikulin, Igor (playoff only)</b>	<b>1996-97</b>	<b>RW - 21</b>	<b>1</b>	<b>0</b>	<b>0</b>	<b>0</b>	<b>0</b>	<b>0</b>
Selected by Anaheim in the fifth round (107th overall) of the 1995 NHL Entry Draft. Became a free agent, July 1, 1999.								
<b>Noesen, Stefan</b>	<b>2014-17</b>	<b>RW - 64</b>	<b>14</b>	<b>2</b>	<b>0</b>	<b>2</b>	<b>2</b>	<b>+2</b>
Acquired from Ottawa with Jakob Silfverberg and a first round selection in the 2014 NHL Entry Draft in exchange for Bobby Ryan, July 5, 2013. Claimed off waivers by New Jersey, Jan. 25, 2017.								
<b>Nokelainen, Petteri</b>	<b>2008-10</b>	<b>C/RW - 17</b>	<b>67</b>	<b>8</b>	<b>9</b>	<b>17</b>	<b>27</b>	<b>-4</b>
Acquired from Boston in exchange for Steve Montador, Mar. 4, 2009. Traded to Phoenix in exchange for a sixth-round selection in the 2010 NHL Entry Draft, Mar. 3, 2010.								
<b>Norris, Dwayne</b>	<b>1995-96</b>	<b>RW - 28</b>	<b>3</b>	<b>0</b>	<b>1</b>	<b>1</b>	<b>2</b>	<b>0</b>
Signed as a free agent, Nov. 3, 1995. Became a free agent, July 1, 1996.								
<b>Oates, Adam</b>	<b>2002-03</b>	<b>C - 77</b>	<b>67</b>	<b>9</b>	<b>36</b>	<b>45</b>	<b>16</b>	<b>-1</b>
Signed as a free agent, July 1, 2002. Became a free agent, July 1, 2003.								
<b>O'Brien, Shane</b>	<b>2006-07</b>	<b>D - 37</b>	<b>62</b>	<b>2</b>	<b>12</b>	<b>14</b>	<b>140</b>	<b>+5</b>
Selected by Anaheim in the eighth round (250th overall) of the 2003 NHL Entry Draft. Traded to Tampa Bay with a 3rd round selection in the 2007 NHL Entry Draft in exchange for Gerald Coleman and a first round selection in the 2007 NHL Entry Draft, Feb. 24, 2007.								
<b>O'Connor, Myles</b>	<b>1993-94</b>	<b>D - 44</b>	<b>5</b>	<b>0</b>	<b>1</b>	<b>1</b>	<b>6</b>	<b>0</b>
Signed as a free agent, July 22, 1993. Became a free agent, July 1, 1995.								
<b>O'Donnell, Sean</b>	<b>2006-08</b>	<b>D - 21</b>	<b>182</b>	<b>5</b>	<b>24</b>	<b>29</b>	<b>202</b>	<b>+21</b>
Acquired from Phoenix in exchange for Joel Perrault, Mar. 9, 2006. Traded to Los Angeles in exchange for a conditional draft pick, Sept. 30, 2008.								
<b>Oksiuta, Roman</b>	<b>1995-97</b>	<b>RW - 28/10</b>	<b>42</b>	<b>13</b>	<b>12</b>	<b>25</b>	<b>40</b>	<b>-10</b>
Acquired from Vancouver in exchange for Mike Sillinger, Mar. 15, 1996. Traded to Pittsburgh in exchange for Richard Park, Mar. 18, 1997.								

# STATISTICS OF FORMER DUCKS

<b>Olausson, Fredrik</b>	1995-96, 1998-00 & 2002-03	D - 2/4	244	37	90	127	112	+6
Acquired from waivers from Edmonton, Jan. 16, 1996. Traded to Pittsburgh with Alex Hicks in exchange for Shawn Antoski and Dmitri Mironov, Nov. 19, 1996. Signed as a free agent, Aug. 28, 1998. Retired from the NHL, Apr. 10, 2000. Signed as a free agent, July 12, 2002. Became a free agent, July 1, 2003.								
<b>O'Marra, Ryan</b>	2011-12	C - 5/8	2	0	0	0	0	-1
Acquired from Edmonton in exchange for Bryan Rodney, Feb. 16, 2012. Became a free agent, July 1, 2012.								
<b>O'Sullivan, Chris</b>	2002-03	D - 3/7	2	0	1	1	0	0
Signed as a free agent, July 20, 2002. Became a free agent, July 1, 2003.								
<b>Ostryck, Nathan</b>	2009-10	D - 4/1	3	0	0	0	2	-1
Acquired from Atlanta with a conditional draft choice in the 2011 NHL Entry Draft in exchange for Evgeny Artyukhin, Mar. 1, 2010. Became free agent, July 1, 2010.								
<b>Ozolinsh, Sandis</b>	2003-06	D - 8	84	13	27	40	48	-1
Acquired from Florida with Lance Ward in exchange for Pavel Trnka, Matt Cullen and a fourth-round selection in the 2003 NHL Entry Draft, Jan. 30, 2003. Traded to NY Rangers in exchange for a third-round selection in the 2006 NHL Entry Draft, Mar. 9, 2006.								
<b>Pahlsson, Samuel</b>	2000-09	C - 2/6	527	51	90	141	252	-40
Acquired from Boston in exchange for Patrick Traverse and Andrei Nazarov, Nov. 18, 2000. Traded to Chicago with Logan Stephenson and a conditional fourth-round selection in the 2009 NHL Entry Draft in exchange for James Wisniewski and Petri Kontiola, Mar. 4, 2009.								
<b>Palmieri, Kyle</b>	2010-15	RW - 21/51	198	43	46	89	90	+11
Selected by Anaheim in the first round (26th overall) of the 2009 NHL Entry Draft. Traded to New Jersey in exchange for a second-round selection in the 2015 NHL Entry Draft and a third-round selection in the 2016 NHL Entry Draft.								
<b>Park, Richard</b>	1997-98	C - 3/2	26	1	3	4	18	-3
Acquired from Pittsburgh in exchange for Roman Oksiuta, Mar. 18, 1997. Became a free agent, July 1, 1998.								
<b>Parros, George</b>	2006-12	RW - 1/6	356	15	13	28	812	+10
Acquired from Colorado in exchange a second-round selection in the 2007 NHL Entry Draft, Nov. 13, 2006. Became a free agent, July 1, 2012.								
<b>Parssinen, Timo</b>	2001-02	LW - 2/9	17	0	3	3	2	0
Selected by Anaheim in the fourth round (102nd overall) of the 2001 NHL Entry Draft. Signed as a free agent by HIFK Helsinki (Finland), Apr. 25, 2002.								
<b>Pelley, Rod</b>	2011-12	C - 1/4	45	2	1	3	9	-3
Acquired from New Jersey with Mark Fraser and a seventh-round selection in the 2012 NHL entry Draft in exchange for Kurtis Foster and Timo Pielmeier, Dec. 12, 2011. Became a free agent, July 1, 2012.								
<b>Penner, Dustin</b>	2005-07 & 2013-14	LW - 17/76	150	46	38	84	100	+23
Signed as a free agent, May 12, 2004. Signed as a free agent by Edmonton, Aug. 2, 2007. Signed as a free agent, July 16, 2013. Traded to Washington for a conditional fourth-round draft pick in the 2014 NHL Entry Draft, Mar. 4, 2014.								
<b>Perreault, Mathieu</b>	2013-14	C - 2/2	69	18	25	43	36	+13
Acquired from Washington in exchange for John Mitchell and a fourth-round selection in the 2014 NHL Entry Draft, Sept. 29, 2013. Became a free agent, July 1, 2014.								
<b>Perron, David</b>	2015-16	LW - 5/7	28	8	12	20	34	+12
Acquired from Pittsburgh with Adam Clendening in exchange for Carl Hagelin, Jan. 15, 2016. Became a free agent, July 1, 2016.								
<b>Perry, Corey</b>	2005-19	RW - 61/10	988	372	404	776	1,110	+76
Selected by Anaheim in the first round (28th overall) of the 2003 NHL Entry Draft. Became a free agent, July 1, 2019.								
<b>Petterson, Marcus</b>	2017-19	D - 65/28	49	1	9	10	23	+9
Selected by Anaheim in the second-round (38th overall) of the 2014 NHL Entry Draft. Traded to Pittsburgh in exchange for Daniel Sprong, December 3, 2018.								
<b>Pirri, Brandon</b>	2015-16	LW - 1/1	9	3	2	5	0	+0
Acquired from Florida in exchange for a sixth-round selection in the 2016 NHL Entry Draft, Feb. 29, 2016. Became a free agent, July 1, 2016.								
<b>Platt, Geoff</b>	2007-08	C - 2/0	5	0	0	0	2	+2
Acquired from Columbus in exchange for Aaron Rome and Clay Wilson, Nov. 15, 2007. Signed as a free agent by Minsk (KHL), May 15, 2009.								
<b>Plavsic, Adrian</b>	1996-97	D - 2/5	6	0	0	0	2	-5
Signed as a free agent, Aug. 27, 1996. Became a free agent, July 1, 1997.								
<b>Popovic, Mark</b>	2004	D - 3/3	1	0	0	0	0	0
Selected by Anaheim in the second round (35th overall) of the 2001 NHL Entry Draft. Traded to Atlanta in exchange for Kip Brennan, Aug. 25, 2005.								
<b>Pronger, Chris</b>	2006-09	D - 2/5	220	36	114	150	285	+26
Acquired from Edmonton in exchange for Joffrey Lupul, Ladislav Smid, a first-round selection in the 2007 NHL Entry Draft, a conditional first-round selection and a second-round selection in the 2008 NHL Entry Draft, July 3, 2006. Traded to Philadelphia with Ryan Dingle in exchange for Joffrey Lupul, Luca Sbisa, a first-round selection in the 2009 NHL Entry Draft, a first-round selection in the 2010 NHL Entry Draft and a conditional third-round selection in the 2010 or 2011 NHL Entry Draft, June 26, 2009.								
<b>Pronger, Sean</b>	1996-98	C - 54/10	108	12	23	35	56	-3
Signed as a free agent, Feb. 14, 1995. Traded to Pittsburgh in exchange for Patrick Lalime, Mar. 24, 1998.								
<b>Prospal, Vaclav</b>	2003-04	LW - 4/0	82	19	35	54	54	-9
Signed as a free agent, July 17, 2003. Traded to Tampa Bay in exchange for a second-round selection in the 2005 NHL Entry Draft, Aug. 16, 2004.								
<b>Pushor, Jamie</b>	1997-99	D - 4	80	1	4	5	122	-19
Acquired from Detroit with a fourth-round selection in the 1998 NHL Entry Draft in exchange for Dmitri Mironov, Mar. 24, 1998. Selected by Atlanta in the 1999 NHL Expansion Draft, June 25, 1999.								
<b>Rasmussen, Dennis</b>	2017-18	C - 2/2	27	1	3	4	8	+4
Signed as a free agent, July 7, 2017. Released by Anaheim, Feb. 13, 2018.								
<b>Raymond, Mason</b>	2016-17	LW - 3/9	4	0	0	0	0	-2
Signed as a free agent, July 4, 2016. Placed on unconditional waivers, Nov. 2, 2016.								
<b>Reichert, Craig</b>	1996-97	RW - 5/1	3	0	0	0	0	-2
Selected in the third round (67th overall) of the 1994 NHL Entry Draft. Became a free agent, July 1, 1999.								
<b>Robak, Colby</b>	2014-15	D - 4/8	5	0	1	1	0	+3
Acquired from Florida in exchange for Jesse Blacker a conditional selection, Dec. 4, 2014. Became a free agent, July 1, 2015.								
<b>Robidas, Stephane</b>	2013-14	D - 1/9	14	1	4	5	8	+3
Acquired from Dallas in exchange for a conditional fourth-round selection in the 2014 NHL Entry Draft, Mar. 4, 2014. Became a free agent, July 1, 2014.								
<b>Rome, Aaron</b>	2006-07	D - 3/4	1	0	0	0	0	-1
Signed as a free agent, June 7, 2004. Traded to Columbus with Clay Wilson in exchange for Geoff Platt and Bruno St. Jacques, Nov. 15, 2007.								
<b>Ronnqvist, Jonas</b>	2000-01	R - 2/2	38	0	4	4	14	-7
Selected by Anaheim in the fourth round (98th overall) of the 2000 NHL Entry Draft. Signed as a free agent by Lulea HF Sweden, Apr. 25, 2002.								

# STATISTICS OF FORMER DUCKS



<b>Roy, Kevin</b>	<b>2017-19</b>	<b>LW - 63</b>	<b>28</b>	<b>6</b>	<b>1</b>	<b>7</b>	<b>6</b>	<b>+2</b>
Selected by Anaheim in the fourth round (97th overall) of the 2012 NHL Entry Draft. Became a free agent, July 1, 2019.								
<b>Rucchin, Steve</b>	<b>1994-04</b>	<b>C - 15/20</b>	<b>616</b>	<b>153</b>	<b>279</b>	<b>432</b>	<b>140</b>	<b>+28</b>
Selected by Anaheim in the first round (second overall) of the 1994 NHL Supplemental Draft. Traded to NY Rangers in exchange for Trevor Gillies and a conditional selection in the 2007 NHL Entry Draft. Aug. 25, 2005.								
<b>Ruutu, Jarkko</b>	<b>2010-11</b>	<b>LW - 37</b>	<b>23</b>	<b>1</b>	<b>1</b>	<b>2</b>	<b>38</b>	<b>0</b>
Acquired from Ottawa in exchange for a sixth-round selection in the 2011 NHL Entry Draft, Feb. 17, 2011. Became a free agent on July 1, 2011.								
<b>Ryan, Bobby</b>	<b>2007-13</b>	<b>LW - 9/54</b>	<b>378</b>	<b>147</b>	<b>142</b>	<b>289</b>	<b>251</b>	<b>+40</b>
Selected by Anaheim in the first round (second overall) of the 2005 NHL Entry Draft. Traded to Ottawa in exchange for Jakob Silfverberg, Stefan Noesen and a first-round selection in the 2014 NHL Entry Draft, July 5, 2013.								
<b>Rychel, Warren</b>	<b>1996-98</b>	<b>LW - 16</b>	<b>133</b>	<b>15</b>	<b>13</b>	<b>28</b>	<b>416</b>	<b>-4</b>
Signed as a free agent, July 23, 1996. Traded to Colorado in exchange for Josef Marha and a conditional selection in the 1999 NHL Entry Draft, Mar. 24, 1998.								
<b>Sacco, David</b>	<b>1994-96</b>	<b>LW/C - 12</b>	<b>31</b>	<b>4</b>	<b>12</b>	<b>16</b>	<b>18</b>	<b>-2</b>
Acquired from Toronto in exchange for Terry Yake, Sept. 28, 1994. Became a free agent, July 1, 1996.								
<b>Sacco, Joe</b>	<b>1993-98</b>	<b>RW - 14</b>	<b>333</b>	<b>62</b>	<b>68</b>	<b>130</b>	<b>183</b>	<b>-18</b>
Acquired in the 1993 NHL Expansion Draft from Toronto. Traded to NY Islanders with J.J. Daigneault and Mark Janssens in exchange for Travis Green, Doug Houda and Tony Tuzzolino, Feb. 6, 1998.								
<b>Salcido, Brian</b>	<b>2008-09</b>	<b>D - 55</b>	<b>2</b>	<b>0</b>	<b>1</b>	<b>1</b>	<b>0</b>	<b>+2</b>
Selected by Anaheim in the fifth round (141st overall) of the 2008 NHL Entry Draft. Signed with the HC Sparta Praha of the Czech Extraliga, July 14, 2010.								
<b>Salei, Ruslan</b>	<b>1996-06</b>	<b>D - 5/24</b>	<b>594</b>	<b>26</b>	<b>79</b>	<b>105</b>	<b>735</b>	<b>-3</b>
Selected by Anaheim in the first round (ninth overall) of the 1996 NHL Entry Draft. Became a free agent, July 1, 2006.								
<b>Sandstrom, Tomas</b>	<b>1997-99</b>	<b>RW - 17</b>	<b>135</b>	<b>24</b>	<b>25</b>	<b>49</b>	<b>106</b>	<b>-30</b>
Signed as a free agent, Aug. 1, 1997. Became a free agent, July 1, 1999.								
<b>Santorelli, Mike</b>	<b>2015-16</b>	<b>C - 25</b>	<b>70</b>	<b>9</b>	<b>9</b>	<b>18</b>	<b>8</b>	<b>-4</b>
Signed as a free agent, Aug. 17, 2015. Became a free agent, July 1, 2016.								
<b>Sauer, Kurt</b>	<b>2002-04</b>	<b>D - 34</b>	<b>135</b>	<b>2</b>	<b>6</b>	<b>8</b>	<b>106</b>	<b>-31</b>
Signed as a free agent, June 6, 2002. Traded to Colorado with a fourth-round selection in the 2005 NHL Entry Draft in exchange for Martin Skoula, Feb. 21, 2004.								
<b>Sawyer, Kevin</b>	<b>2000-03</b>	<b>LW - 46/25</b>	<b>97</b>	<b>3</b>	<b>3</b>	<b>6</b>	<b>363</b>	<b>-7</b>
Signed as a free agent, July 13, 2000. Became a free agent, July 1, 2003.								
<b>Sbisa, Luca</b>	<b>2009-14</b>	<b>D - 5</b>	<b>227</b>	<b>9</b>	<b>40</b>	<b>49</b>	<b>181</b>	<b>-17</b>
Acquired from Philadelphia with Jeffery Lupul, a first-round selection in the 2009 NHL Entry Draft, a first-round selection in the 2010 NHL Entry Draft and a conditional third-round selection in the 2010 or 2011 NHL Entry Draft for Chris Pronger and Ryan Dingle, June 26, 2009. Traded to Vancouver with Nick Bonino, a first-round selection and a third-round selection in 2014 NHL Entry Draft in exchange for Ryan Kesler and a third-round selection in the 2015 NHL Entry Draft, June 27, 2014.								
<b>Schastlivy, Petr</b>	<b>2004</b>	<b>LW - 27</b>	<b>22</b>	<b>2</b>	<b>0</b>	<b>2</b>	<b>4</b>	<b>-3</b>
Acquired from Ottawa in exchange for Todd Simpson, Feb. 4, 2004. Became a free agent, July 1, 2004.								
<b>Schenn, Luke</b>	<b>2018-19</b>	<b>D - 2</b>	<b>8</b>	<b>0</b>	<b>0</b>	<b>0</b>	<b>7</b>	<b>-6</b>
Signed as a free agent, July 1, 2018. Traded to Vancouver in exchange for Michael Del Zotto and a seventh-round selection in the 2020 NHL Entry Draft, January 17, 2019.								
<b>Schneider, Mathieu</b>	<b>2007-08</b>	<b>D - 11</b>	<b>65</b>	<b>12</b>	<b>27</b>	<b>39</b>	<b>50</b>	<b>+22</b>
Signed as a free agent, July 1, 2007. Traded to Atlanta in exchange for Ken Klee, Brad Larsen and Chad Painchaud, Sept. 26, 2008.								
<b>Sekac, Jiri</b>	<b>2014-16</b>	<b>LW - 46</b>	<b>41</b>	<b>3</b>	<b>7</b>	<b>10</b>	<b>8</b>	<b>+2</b>
Acquired from Montreal in exchange for Devante Smith-Pelly, Feb. 24, 2015. Traded to Chicago in exchange for Ryan Garbutt, Jan. 21, 2016.								
<b>Selanne, Teemu</b>	<b>1996-01 &amp; 2005-14</b>	<b>RW - 8/13</b>	<b>966</b>	<b>457</b>	<b>531</b>	<b>988</b>	<b>471</b>	<b>+120</b>
Acquired from Winnipeg with Marc Chouinard and a fourth-round selection in the 1996 NHL Entry Draft for Chad Kilger, Oleg Tverdoksoy and a third-round selection in 1996 NHL Entry Draft, Feb. 7, 1996. Traded to San Jose for Jeff Friesen, Steve Shields and a second-round selection in the 2003 NHL Entry Draft, Mar. 5, 2001. Signed as a free agent by Anaheim, Aug. 22, 2005.								
<b>Semenov, Anatoli</b>	<b>1993-96</b>	<b>C - 19/93</b>	<b>76</b>	<b>15</b>	<b>32</b>	<b>47</b>	<b>26</b>	<b>-18</b>
Acquired in the 1993 NHL Expansion Draft from Vancouver. Traded to Philadelphia in exchange for Milos Holan, Mar. 5, 1995. Re-acquired from Philadelphia with the rights to Mike Crowley in exchange for the rights to Brian Wessenberg, Mar. 19, 1996. Became a free agent, July 1, 1996.								
<b>Severson, Cam</b>	<b>2002-04</b>	<b>LW - 14/17</b>	<b>33</b>	<b>3</b>	<b>0</b>	<b>3</b>	<b>58</b>	<b>-3</b>
Signed as a free agent, Aug. 22, 2002. Became a free agent, July 1, 2004.								
<b>Severyn, Brent</b>	<b>1997-98</b>	<b>RW - 22</b>	<b>37</b>	<b>1</b>	<b>3</b>	<b>4</b>	<b>133</b>	<b>-3</b>
Acquired in the 1997 NHL Waiver Draft from Colorado. Became a free agent, July 1, 1998.								
<b>Sexton, Dan</b>	<b>2009-11</b>	<b>RW - 42</b>	<b>88</b>	<b>13</b>	<b>19</b>	<b>32</b>	<b>20</b>	<b>-9</b>
Signed as a free agent, Apr. 7, 2009. Traded to Tampa Bay in exchange for Kyle Wilson, Mar. 11, 2013.								
<b>Sgarbossa, Michael</b>	<b>2015-17</b>	<b>C - 77/48</b>	<b>10</b>	<b>0</b>	<b>2</b>	<b>2</b>	<b>0</b>	<b>-2</b>
Acquired from Colorado in exchange for Mat Clark, Mar. 2, 2015. Traded to Florida in exchange for Logan Shaw, Nov. 16, 2016.								
<b>Shannon, Ryan</b>	<b>2006-07</b>	<b>C - 38</b>	<b>53</b>	<b>2</b>	<b>9</b>	<b>11</b>	<b>10</b>	<b>-2</b>
Signed as a free agent, Nov. 28, 2005. Traded to Vancouver in exchange for Jason King and a conditional third-round selection in the 2009 NHL Entry Draft, June 23, 2007.								
<b>Sharp, MacGregor</b>	<b>2009-10</b>	<b>C - 67</b>	<b>8</b>	<b>0</b>	<b>0</b>	<b>0</b>	<b>0</b>	<b>0</b>
Signed as a free agent by Anaheim, Mar. 31, 2009. Traded to Vancouver with Maxim Lapierre for Joel Perrault and a third-round selection in the 2012 Entry Draft, Feb. 28, 2011.								
<b>Shaw, Logan</b>	<b>2016-18</b>	<b>RW - 48</b>	<b>97</b>	<b>5</b>	<b>13</b>	<b>18</b>	<b>14</b>	<b>+2</b>
Acquired from Florida in exchange for Michael Sgarbossa, Nov. 16, 2016. Claimed off waivers by Montreal, Jan. 15, 2018.								
<b>Sillinger, Mike</b>	<b>1994-96</b>	<b>C - 26</b>	<b>77</b>	<b>15</b>	<b>26</b>	<b>41</b>	<b>38</b>	<b>-19</b>
Acquired from Detroit with Jason York in exchange for Stu Grimson and Mark Ferner, Apr. 4, 1995. Traded to Vancouver in exchange for Roman Oksita, Mar. 15, 1996.								
<b>Simpson, Todd</b>	<b>2003-04</b>	<b>D - 2</b>	<b>46</b>	<b>4</b>	<b>3</b>	<b>7</b>	<b>105</b>	<b>-6</b>
Acquired in the 2003 NHL Waiver Draft from Phoenix. Traded to Ottawa in exchange for Petr Schastlivy, Feb. 5, 2004.								
<b>Skalde, Jarrod</b>	<b>1993-94</b>	<b>C - 10</b>	<b>20</b>	<b>5</b>	<b>4</b>	<b>9</b>	<b>10</b>	<b>-3</b>
Acquired in the 1993 NHL Expansion Draft from New Jersey. Traded to Calgary in exchange for Bobby Marshall, Oct. 30, 1995.								

# STATISTICS OF FORMER DUCKS

<b>Skoula, Martin</b>	2003-04	D - 14	21	2	7	9	2	+3
Acquired from Colorado in exchange for Kurt Sauer and a fourth-round selection in the 2005 NHL Entry Draft, Feb. 21, 2004. Became a free agent, Aug. 1, 2005.								
<b>Smirnov, Alexei</b>	2002-03	LW - 22	52	3	3	6	20	-1
Selected by Anaheim in the first round (12th overall) of the 2000 NHL Entry Draft. Became a free agent, Aug. 1, 2005.								
<b>Smith-Pelly, Devante</b>	2011-15	RW - 77/12	129	14	26	40	30	-5
Selected by Anaheim in the second round (42nd overall) of the 2010 NHL Entry Draft. Traded to Montreal in exchange for Jiri Sekac, Feb. 24, 2015.								
<b>Souray, Sheldon</b>	2012-13	D - 44	44	7	10	17	52	+19
Signed as a free agent by Anaheim, July 1, 2012. Became a free agent, July 1, 2015.								
<b>St. Jacques, Bruno</b>	2005-06	D - 7	1	1	0	1	0	+1
Acquired from Carolina in exchange for Craig Adams, Oct. 3, 2005. Traded to Chicago with Pierre Parenteau in exchange for Sebastien Caron, Matt Keith and Chris Durno, Dec. 28, 2006.								
<b>Staubitz, Brad</b>	2012-13	RW - 25	15	1	1	2	41	0
Signed as a free agent by Anaheim, July 1, 2012. Traded to Toronto with Peter Holland for Jesse Blacker, a conditional third-round draft pick and seventh-round draft pick in the 2014 NHL Entry Draft, Nov. 16, 2014.								
<b>Steckel, David</b>	2012-14	C - 20	27	1	5	6	4	+2
Acquired from Toronto in exchange for Ryan Lasch and a seventh-round selection in the 2014 NHL Entry Draft, Mar. 15, 2013. Became a free agent, July 5, 2013.								
<b>Stevenson, Jeremy</b>	1995-00	LW - 40/26	56	3	6	9	134	-5
Selected by Anaheim in the 11th round (262nd overall) of the 1994 NHL Entry Draft. Became a free agent on July 1, 2000.								
<b>Stewart, Chris</b>	2015-16	RW - 29	56	8	12	20	73	+2
Signed as a free agent, July 11, 2015. Became a free agent, July 1, 2016.								
<b>Stoner, Clayton</b>	2014-17	D - 3	133	3	14	17	163	+2
Signed as a free agent, July 1, 2014. Selected in the Expansion Draft by Vegas, June 21, 2017.								
<b>Street, Ben</b>	2018-19	C - 46	21	3	2	5	2	-4
Signed as a free agent, July 2, 2018. Became a free agent, July 1, 2019.								
<b>Sustr, Andrej</b>	2018-19	D - 62	5	0	0	0	6	0
Signed as a free agent, July 5, 2018. Became a free agent, July 1, 2019.								
<b>Sutherby, Brian</b>	2007-08	C/LW - 17	62	3	4	7	76	+4
Acquired from Washington in exchange for a second-round selection in the 2009 NHL Entry Draft, Nov. 19, 2007. Traded to Dallas in exchange for David McIntyre and a conditional sixth-round selection in the 2010 NHL Entry Draft, Dec. 14, 2008.								
<b>Sutton, Andy</b>	2010-11	D - 25	39	0	4	4	87	+1
Signed as a free agent Aug. 2, 2010. Traded to Edmonton in exchange for Kurtis Foster, July 2, 2011.								
<b>Sweeney, Tim</b>	1993-95	C/LW - 8	91	17	28	45	51	0
Acquired in the 1993 NHL Expansion Draft from Boston. Released, Apr. 9, 1995.								
<b>Sykora, Petr</b>	2002-06	RW - 39	197	64	67	131	86	-15
Acquired from New Jersey with Mike Commodore, Jean-Francois Dampousse and Igor Pohanka in exchange for Jeff Friesen, Oleg Tverдовskiy and Maxim Balmochnykh, July 6, 2002. Traded to NY Rangers with a fourth-round selection in the 2007 NHL Entry Draft in exchange for Maxim Kondratiev, Jan. 8, 2006.								
<b>Syvret, Danny</b>	2010-11	D - 26	6	1	1	2	4	-3
Signed as a free agent, July 21, 2010. Traded to Philadelphia with Rob Bordson in exchange for Patrick Maroon and David Laliberte, Nov. 21, 2010.								
<b>Tenkrat, Petr</b>	2000-02	RW - 18	55	5	9	14	22	-17
Selected by Anaheim in the eighth round (230th overall) of the 1999 NHL Entry Draft. Traded to Nashville in exchange for Patric Kjellberg, Nov. 1, 2001.								
<b>Theodore, Shea</b>	2015-17	D - 53	53	5	12	17	30	+1
Selected by Anaheim in the first round (26th overall) of the 2013 NHL Entry Draft. Traded to Vegas in exchange for Expansion Draft considerations, June 21, 2017.								
<b>Thomas, Steve</b>	2002-03	RW - 32	12	10	3	13	2	+10
Acquired from Chicago in exchange for a fifth-round selection in the 2003 NHL Entry Draft, Mar. 11, 2003. Became a free agent, July 1, 2003.								
<b>Thompson, Nate</b>	2014-17	C - 44	159	9	17	26	100	+3
Acquired from Tampa Bay in exchange for a fourth round selection and a seventh round selection in the 2015 NHL Entry Draft, June 30, 2014. Became a free agent, July 1, 2017.								
<b>Thomson, Jim</b>	1993-94	RW - 33	6	0	0	0	5	0
Acquired in the 1993 NHL Expansion Draft from Los Angeles. Became a free agent, July 1, 1994.								
<b>Thornton, Shawn</b>	2006-07	RW - 45	48	2	7	9	88	+3
Signed as a free agent, July 14, 2006. Became a free agent, July 1, 2007.								
<b>Titov, German</b>	2000-02	LW - 13	137	22	25	407	97	-17
Signed as a free agent, July 1, 2000.								
<b>Todd, Kevin</b>	1996-98	C - 12	92	13	28	41	56	-12
Claimed on waivers from Pittsburgh, Oct. 4, 1996. Became a free agent, July 1, 1998.								
<b>Traverse, Patrick</b>	2000-01	D - 3	15	1	0	1	6	-6
Acquired from Ottawa in exchange for Joel Kwiatkowski, June 12, 2000. Traded to Boston with Andrei Nazarov in exchange for Samuel Pahlsson, Nov. 18, 2000.								
<b>Trebil, Dan</b>	1996-99	D - 34	56	3	4	7	25	-5
Signed as a free agent, May 23, 1996. Traded to Pittsburgh in exchange for a fifth-round selection in the 2000 Entry Draft, Mar. 14, 2000.								
<b>Trepanier, Pascal</b>	1998-01	D - 27	139	8	12	20	175	-10
Acquired in the 1998 NHL Waiver Draft from Colorado. Became a free agent, July 1, 2001.								
<b>Trnka, Pavel</b>	1997-03	D - 7	322	11	47	58	248	-13
Selected by Anaheim in the fifth round (106th overall) of the 1994 NHL Entry Draft. Traded to Florida with Matt Cullen and a fourth-round selection in the 2003 NHL Entry Draft in exchange for Sandis Ozolinsh and Lance Ward, Jan. 30, 2003.								
<b>Tsulygin, Nikolai</b>	1996-97	D - 26	22	0	1	1	8	-5
Selected by Anaheim in the second round (30th overall) of the 1993 NHL Entry Draft. Became a free agent, July 1, 1998.								
<b>Tuzzolino, Tony</b>	1997-98	RW - 36	1	0	0	0	2	-2
Acquired from NY Islanders with Doug Houda and Travis Green in exchange for J.J. Daigneault, Mark Janssens and Joe Sacco, Feb. 6, 1998. Became a free agent, July 1, 2000.								
<b>Tverдовskiy, Oleg</b>	1994-96 & 1999-02	D - 10	324	45	125	170	142	-12
Selected by Anaheim in the first round (second overall) of the 1994 NHL Entry Draft. Traded to Winnipeg with Chad Kilger and a third-round selection in exchange for Teemu Selanne, Marc Chouinard and a fourth-round selection, Feb. 7, 1996. Re-acquired from Phoenix in exchange for Travis Green and a first-round selection in the 1999 NHL Entry Draft, June 26, 1999. Traded to New Jersey with Jeff Friesen and Maxim Balmochnykh in exchange for Petr Sykora, Mike Commodore, J.F. Dampousse and Igor Pohanka, July 6, 2002.								

# STATISTICS OF FORMER DUCKS



<b>Valicevic, Rob</b>	<b>2002-03</b>	<b>RW - 38</b>	<b>10</b>	<b>1</b>	<b>0</b>	<b>1</b>	<b>2</b>	<b>+1</b>
Signed as a free agent, July 24, 2002. Became a free agent, July 1, 2003.								
<b>Valk, Garry</b>	<b>1993-97</b>	<b>LW - 18</b>	<b>246</b>	<b>40</b>	<b>52</b>	<b>92</b>	<b>312</b>	<b>+10</b>
Acquired in the 1993 NHL Waiver Draft from Vancouver. Traded to Pittsburgh in exchange for J.J. Daigneault, Feb. 21, 1997.								
<b>Van Allen, Shaun</b>	<b>1993-96</b>	<b>C - 22</b>	<b>174</b>	<b>24</b>	<b>63</b>	<b>87</b>	<b>137</b>	<b>+9</b>
Signed as a free agent, July 22, 1993. Traded to Ottawa with Jason York in exchange for Ted Drury and Marc Moro, Oct. 1, 1996.								
<b>Van Impe, Darren</b>	<b>1994-97</b>	<b>D - 48/29</b>	<b>110</b>	<b>6</b>	<b>25</b>	<b>31</b>	<b>112</b>	<b>+1</b>
Acquired from NY Islanders in exchange for a ninth-round selection in the 1995 NHL Entry Draft, Sept. 2, 1994. Claimed on waivers by Boston, Nov. 26, 1997.								
<b>Vatanen, Sami</b>	<b>2012-18</b>	<b>D - 45</b>	<b>280</b>	<b>33</b>	<b>93</b>	<b>126</b>	<b>116</b>	<b>+22</b>
Selected in the fourth round (106th overall) of the 2009 NHL Entry Draft. Traded to New Jersey with a conditional third-round draft selection in exchange for Adam Henrique, Joseph Blandisi and a 2018 third-round draft pick, Nov. 30, 2017.								
<b>Vermette, Antoine</b>	<b>2016-18</b>	<b>C - 50</b>	<b>136</b>	<b>17</b>	<b>27</b>	<b>44</b>	<b>76</b>	<b>-12</b>
Signed as a free agent, Aug. 15, 2016. Became a free agent, July 1, 2018.								
<b>Vishnevski, Vitaly</b>	<b>1999-06</b>	<b>D - 6/5</b>	<b>416</b>	<b>11</b>	<b>37</b>	<b>48</b>	<b>403</b>	<b>-11</b>
Selected in the first round (fifth overall) of the 1998 NHL Entry Draft. Traded to Atlanta in exchange for Karl Stewart, a second-round selection in the 2007 NHL Entry Draft and a conditional selection, Aug. 17, 2006.								
<b>Visnovsky, Lubomir</b>	<b>2009-12</b>	<b>D - 17</b>	<b>165</b>	<b>29</b>	<b>79</b>	<b>108</b>	<b>75</b>	<b>+19</b>
Acquired from Edmonton in exchange for Ryan Whitney and a sixth-round selection in the 2010 NHL Entry Draft, Mar. 3, 2010. Traded to NY Islanders in exchange for a second-round selection in the 2013 NHL Entry Draft, June 22, 2012.								
<b>Voros, Aaron</b>	<b>2010-11</b>	<b>LW - 34</b>	<b>12</b>	<b>0</b>	<b>0</b>	<b>0</b>	<b>43</b>	<b>-4</b>
Acquired from NY Rangers with Ryan Hillier in exchange for Steve Eminger, July 9, 2010. Traded to Toronto for a conditional seventh-round selection in the 2011 NHL Entry Draft, Feb. 15, 2011.								
<b>Wagner, Chris</b>	<b>2014-15 &amp; 2015-18</b>	<b>C - 62/21</b>	<b>133</b>	<b>12</b>	<b>12</b>	<b>24</b>	<b>62</b>	<b>-7</b>
Selected in the fifth round (122nd overall) of the 2010 NHL Entry Draft. Claimed off waivers by Colorado, Nov. 15, 2015. Reclaimed off waivers from Colorado, Feb. 25, 2016. Traded to NY Islanders in exchange for Jason Chimera, Feb. 26, 2018.								
<b>Ward, Aaron</b>	<b>2009-10</b>	<b>D - 4</b>	<b>17</b>	<b>0</b>	<b>2</b>	<b>2</b>	<b>8</b>	<b>+2</b>
Acquired from Carolina in exchange for Justin Pogge and a fourth-round selection in the 2010 or 2011 NHL Entry Draft, Mar. 3, 2010. Became a free agent, July 1, 2010.								
<b>Ward, Ed</b>	<b>1999-00</b>	<b>RW - 33</b>	<b>8</b>	<b>1</b>	<b>0</b>	<b>1</b>	<b>15</b>	<b>-2</b>
Acquired from Atlanta in exchange for future considerations, Mar. 14, 2000. Traded to New Jersey for a seventh-round selection in the 2001 NHL Entry Draft, June 12, 2000.								
<b>Ward, Lance</b>	<b>2003-04</b>	<b>D - 4</b>	<b>75</b>	<b>0</b>	<b>5</b>	<b>5</b>	<b>137</b>	<b>-3</b>
Acquired from Florida with Sandis Ozolinsh in exchange for Pavel Trnka, Matt Cullen and a fourth-round selection in the 2003 NHL Entry Draft, Jan. 30, 2003. Became a free agent, Aug. 1, 2005.								
<b>Weight, Doug</b>	<b>2007-08</b>	<b>C - 39</b>	<b>38</b>	<b>6</b>	<b>8</b>	<b>14</b>	<b>20</b>	<b>0</b>
Acquired from St. Louis with Michel Birner and a seventh-round selection in the 2008 NHL Entry Draft in exchange for Andy McDonald, Dec. 14, 2007. Became a free agent, July 1, 2008.								
<b>Welinski, Andy</b>	<b>2017-19</b>	<b>D - 73/45</b>	<b>33</b>	<b>1</b>	<b>5</b>	<b>6</b>	<b>8</b>	<b>-6</b>
Selected in the third round (83rd overall) of the 2011 NHL Entry Draft. Became a free agent, July 1, 2019.								
<b>Whitney, Ryan</b>	<b>2008-10</b>	<b>D - 19</b>	<b>82</b>	<b>4</b>	<b>34</b>	<b>38</b>	<b>60</b>	<b>-5</b>
Acquired from Pittsburgh in exchange for Chris Kunitz and Eric Tangradi, Feb. 26, 2009. Traded to Edmonton along with a sixth-round selection in the 2010 NHL Entry Draft in exchange for Lubomir Visnovsky, Mar. 3, 2010.								
<b>Williams, David</b>	<b>1993-95</b>	<b>D - 4</b>	<b>77</b>	<b>7</b>	<b>17</b>	<b>24</b>	<b>68</b>	<b>+3</b>
Acquired in the 1993 NHL Expansion Draft from San Jose. Became a free agent, July 1, 1995.								
<b>Winchester, Brad</b>	<b>2010-11</b>	<b>LW - 19</b>	<b>19</b>	<b>1</b>	<b>1</b>	<b>2</b>	<b>28</b>	<b>-9</b>
Acquired from St. Louis in exchange for a third-round selection in the 2012 NHL Entry Draft, Feb. 28, 2011. Became a free agent July 1, 2011.								
<b>Winnik, Daniel</b>	<b>2012-14</b>	<b>LW - 34</b>	<b>124</b>	<b>12</b>	<b>37</b>	<b>49</b>	<b>39</b>	<b>+19</b>
Signed as a free agent, July 20, 2012. Became a free agent July 1, 2014.								
<b>Wirtanen, Petteri</b>	<b>2007-08</b>	<b>C - 56</b>	<b>3</b>	<b>1</b>	<b>0</b>	<b>1</b>	<b>2</b>	<b>+1</b>
Selected in the sixth round (172nd overall) of the 2006 NHL Entry Draft. Signed with the HIFK Helsinki of the SM-Liiga (Finland), July 28, 2009.								
<b>Wisniewski, James</b>	<b>2008-10 &amp; 2014-15</b>	<b>D - 34/20</b>	<b>99</b>	<b>4</b>	<b>42</b>	<b>46</b>	<b>82</b>	<b>-5</b>
Acquired from Chicago along with Petri Kontiola in exchange for Samuel Pahlsson, Logan Stephenson and a conditional third-round selection in the 2011 NHL Entry Draft, Mar. 4, 2009. Traded to NY Islanders for a conditional third-round selection in the 2011 NHL Entry Draft, July 30, 2010. Acquired from Columbus along with a third-round selection in the 2015 NHL Entry Draft in exchange for Rene Bourque, William Karlsson, and a second-round selection in the 2015 NHL Entry Draft, Mar. 2, 2015. Traded to Carolina for Andre Khudobin, June 27, 2015.								
<b>Wren, Bob</b>	<b>1997-01</b>	<b>C - 50/37</b>	<b>4</b>	<b>0</b>	<b>0</b>	<b>0</b>	<b>0</b>	<b>-1</b>
Signed as a free agent Oct. 23, 1996. Became a free agent, July 1, 2001								
<b>Wright, Tyler</b>	<b>2005-06</b>	<b>C - 28</b>	<b>25</b>	<b>2</b>	<b>2</b>	<b>4</b>	<b>31</b>	<b>+2</b>
Acquired from Columbus with Francois Beauchemin in exchange for Sergei Fedorov and a fifth-round selection in the 2006 NHL Entry Draft, Nov. 15, 2005. Bought out of contract in June 2006.								
<b>Yake, Terry</b>	<b>1993-94</b>	<b>C - 25</b>	<b>82</b>	<b>21</b>	<b>31</b>	<b>52</b>	<b>44</b>	<b>+2</b>
Acquired in the 1993 NHL Expansion Draft from Hartford. Traded to Toronto in exchange for David Sacco, Sept. 28, 1994.								
<b>Yonkman, Nolan</b>	<b>2013-14</b>	<b>D - 40</b>	<b>2</b>	<b>0</b>	<b>1</b>	<b>1</b>	<b>0</b>	<b>-1</b>
Signed as a free agent, July 9, 2013. Became a free agent, July 1, 2014.								
<b>York, Jason</b>	<b>1995-96 &amp; 2001-02</b>	<b>D - 3/33</b>	<b>168</b>	<b>8</b>	<b>49</b>	<b>57</b>	<b>160</b>	<b>-14</b>
Acquired from Detroit with Mike Sillinger in exchange for Stu Grimson and Mark Ferner, Apr. 4, 1995. Traded to Ottawa with Shaun Van Allen in exchange for Ted Drury and Marc Moro, Oct. 1, 1996. Signed as a free agent July 3, 2001. Traded to Nashville in exchange for future considerations, Oct. 23, 2002.								
<b>Young, Scott</b>	<b>1997-98</b>	<b>RW - 48</b>	<b>73</b>	<b>13</b>	<b>20</b>	<b>33</b>	<b>22</b>	<b>-13</b>
Acquired from Colorado in exchange for a third-round selection in the 1998 NHL Entry Draft, Sept. 17, 1997. Became a free agent, July 1, 1998.								
<b>Zolnierczyk, Harry</b>	<b>2015-16</b>	<b>LW - 41</b>	<b>1</b>	<b>0</b>	<b>0</b>	<b>0</b>	<b>0</b>	<b>-1</b>
Signed as a free agent, July 3, 2015. Became a free agent, July 1, 2016.								


# STATISTICS OF FORMER DUCKS

## GOALTENDERS

PLAYER	SEASONS	POS-NO.	GP	MIN	GA	GAA	RECORD	SV%
<b>Andersen, Frederik</b>	2013-16	G - 31	125	6973	271	2.33	77-26-12	.918
Selected by Anaheim in the third round (87th overall) of the 2012 NHL Entry Draft. Traded to Toronto in exchange for a first-round selection in the 2016 NHL Entry Draft and a second-round selection in the 2017 NHL Entry Draft, June 20, 2016.								
<b>Askey, Tom</b>	1997-99	G - 35/67	7	273	12	2.64	0-1-2	.894
Selected by Anaheim in the eighth round (186th overall) of the 1993 NHL Entry Draft. Became a free agent on July 1, 2000.								
<b>Bernier, Jonathan</b>	2016-17	G - 1	39	1993	83	2.50	21-7-4	.915
Acquired from Toronto in exchange for a conditional selection in the 2017 NHL Entry Draft, July 18, 2016. Became a free agent on July 1, 2017.								
<b>Berra, Reto</b>	2017-18	G - 1	5	182	7	2.31	1-1-0	.926
Signed as a free agent, July 5, 2017. Became a free agent on July 1, 2018.								
<b>Bryzgalov, Ilya</b>	2001-07 & 2014-15	G - 30/80	77	3952	173	2.63	27-27-9	.904
Selected by Anaheim in the second round (44th overall) of the 2000 NHL Entry Draft. Placed on waivers on Nov. 16, 2007. Signed as a free agent, Dec. 9, 2014. Released Feb. 26, 2015.								
<b>Caron, Sebastien</b>	2006-07	G - 29	1	28	1	2.12	0-0-0	.833
Acquired from Chicago with Matt Keith and Chris Dumo in exchange for Bruno St. Jacques and Pierre Parenteau, Dec. 28, 2006. Became a free agent, July 1, 2007.								
<b>Deslauriers, Jeff</b>	2011-12	G - 43	4	241	11	2.74	3-1-0	.903
Signed as a free agent, July 12, 2011. Traded to Minnesota for future considerations, Apr. 3, 2013.								
<b>Ellis, Dan</b>	2010-12	G - 38	23	1148	48	2.51	9-8-1	.915
Acquired from Tampa Bay in exchange for Curtis McElhinney, Feb. 24, 2011. Became a free agent, July 1, 2012.								
<b>Emery, Ray</b>	2010-11	G - 29	10	527	20	2.28	7-2-0	.926
Signed as a free agent, Feb. 7, 2011. Became a free agent, July 1, 2011.								
<b>Fasth, Viktor</b>	2012-14	G - 30	30	1733	67	2.32	17-8-3	.915
Signed as a free agent, May 23, 2012. Traded to Edmonton Oilers in exchange for a fifth-round selection in the 2014 NHL Entry Draft and third-round selection in the 2015 NHL Entry Draft.								
<b>Gerber, Martin</b>	2002-04	G - 29	54	2901	103	2.13	17-23-7	.923
Selected by Anaheim in the eighth round (232nd overall) of the 2001 NHL Entry Draft. Traded to Carolina in exchange for Tomas Malec and a third-round selection, June 18, 2004.								
<b>Giguere, Jean-Sebastien</b>	2000-10	G - 35	447	25646	1057	2.47	206-163-59	.914
Acquired from Calgary in exchange for a second-round selection in the 2000 NHL Entry Draft, June 10, 2000. Traded to Toronto in exchange for Jason Blake and Vesa Toskala, Jan. 31, 2010.								
<b>Hebert, Guy</b>	1993-01	G - 31	441	25206	1155	2.75	173-202-52	.911
Acquired in the 1993 NHL Expansion Draft from St. Louis. Placed on waivers, Mar. 5, 2001.								
<b>Hillier, Jonas</b>	2007-14	G - 1	326	18378	768	2.51	162-110-32	.916
Signed as a free agent, May 25, 2007. Became a free agent, July 1, 2014.								
<b>Johnson, Chad</b>	2018-19	G - 1	9	320	20	3.75	0-5-0	.872
Claimed off waivers from St. Louis, Dec. 11, 2018. Became a free agent, July 1, 2019.								
<b>Khudobin, Anton</b>	2015-16	G - 30	9	354	16	2.69	3-3-0	.909
Acquired from Carolina in exchange for James Wisniewski, June 27, 2015. Became a free agent, July 1, 2016.								
<b>LaBarbera, Jason</b>	2014-15	G - 30	5	207	9	2.60	2-0-1	.909
Signed as a free agent, July 2, 2014. Became a free agent, July 1, 2015.								
<b>McElhinney, Curtis</b>	2009-11	G - 31	31	1517	81	3.20	11-10-3	.899
Acquired from Calgary in exchange for Vesa Toskala, Mar. 3, 2010. Traded to Tampa Bay in exchange for Dan Ellis, Feb. 24, 2011.								
<b>Naumenko, Gregg</b>	2000-02	G - 1	2	70	7	5.99	0-1-0	.759
Signed as a free agent, Mar. 31, 1999. Became a free agent, July 1, 2002.								
<b>O'Neill, Mike</b>	1996-97	G - 1	1	31	3	5.76	0-0-0	.700
Signed as a free agent, July 28, 1995. Became a free agent, July 1, 1997.								
<b>Pielmeier, Timo</b>	2010-11	G - 30	1	40	5	7.50	0-0-0	.583
Acquired from San Jose with Nick Bonino and a conditional selection in the 2009 NHL Entry Draft in exchange for Travis Moen and Kent Huskins, Mar. 4, 2009. Traded to New Jersey with Kurtis Foster in exchange for Rod Pelly, Mark Fraser and a seventh-round selection in the 2012 NHL Entry Draft, Dec. 12, 2011.								
<b>Russel, Dominic</b>	1998-01	G - 30	51	2525	120	2.85	12-15-9	.901
Acquired from Nashville in exchange for Chris Mason and Marc Moro, Oct. 5, 1998. Placed on waivers, Jan. 7, 2001.								
<b>Shields, Steve</b>	2001-02	G - 31	33	1777	79	2.67	9-20-2	.907
Acquired from San Jose with Jeff Friesen and future considerations for Teemu Selanne, Mar. 5, 2001. Traded to Boston in exchange for a third-round selection in the 2003 NHL Entry Draft, June 25, 2002.								
<b>Shtalenkov, Mikhail</b>	1993-98	G - 35	122	6117	320	3.14	34-53-11	.897
Selected by Anaheim in the fifth round (108th overall) of the 1993 NHL Entry Draft. Selected by Nashville in the 1998 NHL Expansion Draft.								
<b>Tarkki, Iiro</b>	2011-12	G - 31	1	41	3	4.41	1-0-0	.700
Signed as a free agent, May 6, 2011. Became a free agent June 25, 2012.								
<b>Tokarski, Dustin</b>	2016-17	G - 30	1	10	0	0.00	0-0-0	1.000
Acquired from Montreal for Max Friberg, Jan. 7, 2016. Traded to Philadelphia in exchange for a future considerations, October 9, 2017.								
<b>Tugnutt, Ron</b>	1993-94	G - 1	28	1520	76	3.00	10-15-1	.908
Acquired in the 1993 NHL Expansion Draft from Edmonton. Traded to Montreal in exchange for Stephan Lebeau, Feb. 20, 1994.								
<b>Wall, Michael</b>	2006-07	G - 31	4	202	10	2.97	2-2-0	.877
Signed as a free agent, Sept. 29, 2005. Traded to Colorado in exchange for Brad May, Feb. 7, 2007.								



# DUCKS ALL-TIME DRAFT PICKS



2019 ninth overall pick Trevor Zegras

## ENTRY DRAFTS

### 2019 NHL ENTRY DRAFT (VANCOUVER, BRITISH COLUMBIA)

Round Overall	Selection	Pos.	Club	
1	9	Trevor Zegras	C	USNTDP
	29	Brayden Tracey	LW	Moose Jaw (WHL)
2	39	Jackson LaCombe	D	Chicago (USHL)
4	101	Henry Thrun	D	USNTDP
5	132	Trevor Janicke	C	Central Illinois (USHL)
6	163	Will Francis	D	Cedar Rapids (USHL)
6	175	Mathew Hill	D	Barrie (OHL)

### 2018 NHL ENTRY DRAFT (DALLAS, TEXAS)

Round Overall	Selection	Pos.	Club	
1	23	Isac Lundestrom	C	Lulea (Sweden)
2	54	Benoit-Olivier Groulx	C	Halifax (QMJHL)
3	79	Blake McLaughlin	LW	Chicago (USHL)
3	85	Lukas Dostal	G	Trebic (Czech Republic)
4	116	Jack Perbix	RW	Elk River (MN High School)
5	147	Roman Durny	G	Des Moines (USHL)
6	178	Hunter Drew	D	Charlottetown (QMJHL)

### 2017 NHL ENTRY DRAFT (CHICAGO, ILLINOIS)

Round Overall	Selection	Pos.	Club	
2	50	Maxime Comtois	LW	Victoriaville (QMJHL)
2	60	Antoine Morand	C	Acadie-Bathurst (QMJHL)
3	91	Jack Badini	C	Chicago (USHL)
4	122	Kyle Olson	RW	Tri-City (WHL)
5	153	Olle Eriksson-Ek	G	Farjestad Jr. (Sweden Jr.)

### 2016 NHL ENTRY DRAFT (BUFFALO, NEW YORK)

Round Overall	Selection	Pos.	Club	
1	24	Max Jones	LW	London (OHL)
1	30	Sam Steel	C	Regina (WHL)
3	85	Josh Mahura	D	Red Deer (WHL)
4	93	Jack Kopacka	LW	Sault Ste. Marie (OHL)
4	115	Alex Dostie	C	Gatineau (QMJHL)
7	205	Tyler Soy	C	Victoria (WHL)

### 2015 NHL ENTRY DRAFT (SUNRISE, FLORIDA)

Round Overall	Selection	Pos.	Club	
1	27	Jacob Larsson	D	Frolunda (SHL)
2	59	Julius Nattinen	C	JYP Jyvaskyla (Finland)
3	80	Brent Gates Jr.	C	Green Bay (USHL)
3	84	Deven Sideroff	RW	Kamloops (WHL)
5	148	Troy Terry	C	USNTDP (U-18)

# DUCKS ALL-TIME DRAFT PICKS

6	178	Steven Ruggiero	D	USNTDP (U-18)
6	179	Garrett Metcalf	G	Madison (USHL)

## 2014 NHL ENTRY DRAFT (PHILADELPHIA, PENNSYLVANIA)

Round Overall	Selection	Pos.	Club
1	10	Nick Ritchie	LW Peterborough (OHL)
2	38	Marcus Pettersson	D Skelleftea Jr. (Sweden)
2	55	Brandon Montour	D Waterloo (USHL)
5	123	Matt Berkovitz	D Ashwaubenon (High-WI)
7	205	Ondrej Kase	RW Chomutov (Czech Republic)

## 2013 NHL ENTRY DRAFT (NEWARK, NEW JERSEY)

Round Overall	Selection	Pos.	Club
1	26	Shea Theodore	D Seattle (WHL)
2	45	Nick Sorensen	RW Quebec (QMJHL)
3	87	Keaton Thompson	D U.S. National U-18 (USDP)
5	147	Grant Besse	RW Benilde-St. Margaret's (High-MN)
6	177	Miro Aaltonen	C Espoo (Finland)

## 2012 NHL ENTRY DRAFT (PITTSBURGH, PENNSYLVANIA)

Round Overall	Selection	Pos.	Club
1	6	Hampus Lindholm	D Rogle Jr. (Sweden)
2	36	Nicolas Kerdiles	LW U.S. National U-18 (USDP)
3	87	Frederik Andersen	G Frolunda (Sweden)
4	97	Kevin Roy	C Lincoln (USHL)
4	108	Andrew O'Brien	D Chicoutimi (QMJHL)
5	127	Brian Cooper	D Fargo (USHL)
7	187	Kenton Helgesen	D Calgary (WHL)
7	210	Jaycob Megna	D Nebraska-Omaha (WCHA)

## 2011 NHL ENTRY DRAFT (ST. PAUL, MINNESOTA)

Round Overall	Selection	Pos.	Club
1	30	Rickard Rakell	RW Plymouth (OHL)
2	39	John Gibson	G U.S. National U-18 (USDP)
2	53	William Karlsson	C Vasteras Jr. (Sweden)
3	65	Joseph Cramarossa	C Mississauga (OHL)
3	83	Andy Welinski	D Green Bay (USHL)
5	143	Max Friberg	RW Skovde (Sweden-1)
6	160	Josh Manson	D Salmon Arm (BCHL)

## 2010 NHL ENTRY DRAFT (LOS ANGELES, CALIFORNIA)

Round Overall	Selection	Pos.	Club
1	12	Cam Fowler	D Windsor (OHL)
1	29	Emerson Etem	RW Medicine Hat (WHL)
2	42	Devante Smith-Pelly	RW Mississauga (OHL)
5	122	Chris Wagner	C South Shore (EJHL)
5	132	Tim Heed	D Sodertalje (Sweden)
6	161	Andreas Dahlstrom	C Stockholm AIK (Sweden-2)
6	177	Kevin Lind	D Chicago (USHL)
7	192	Brett Perlini	C Michigan State (CCHA)

## 2009 NHL ENTRY DRAFT (MONTREAL, QUEBEC)

Round Overall	Selection	Pos.	Club
1	15	Peter Holland	C Guelph (OHL)
1	26	Kyle Palmieri	C U.S. National U-18 (USDP)
2	37	Mat Clark	D Brampton (OHL)
3	76	Igor Bobkov	G Magnitogorsk 2 (Russia-3)
4	106	Sami Vatanen	D Jyvaskyla Jr. (Finland-Jr.)
5	136	Radoslav Illo	RW Tri-City (USHL)
6	166	Scott Valentine	D Oshawa (OHL)

## 2008 NHL ENTRY DRAFT (OTTAWA, ONTARIO)

Round Overall	Selection	Pos.	Club
1	17	Jake Gardiner	D Minnetonka (MSHSL)
2	35	Nicolas Deschamps	C Chicoutimi (QMJHL)

# DUCKS ALL-TIME DRAFT PICKS

2	39	Eric O'Dell	C	Sudbury (OHL)
2	43	Justin Schultz	D	Westside (BCHL)
3	71	Josh Brittain	LW	Kingston (OHL)
3	83	Marco Cousineau	G	Baie-Comeau (QMJHL)
3	85	Brandon McMillan	C	Kelowna (WHL)
4	113	Ryan Hegarty	C	U.S. National U-18 (USDP)
5	143	Stefan Warg	D	Vasteras Jr. (Sweden)
7	208	Nick Pryor	D	U.S. National U-18 (USDP)

## 2007 NHL ENTRY DRAFT (COLUMBUS, OHIO)

Round Overall	Selection	Pos.	Club	
1	19	Logan MacMillan	C	Halifax (QMJHL)
2	42	Eric Tangradi	C	Belleville (OHL)
3	63	Maxime Macenauer	C	Rouyn-Noranda (QMJHL)
4	92	Justin Vaive	LW	U.S. Nat'l U-18 (USA)
4	93	Steven Kampfner	D	University of Michigan (CCHA)
4	98	Sebastien Stefaniszyn	G	Eisbaren Berlin (Germany)
4	121	Mattias Modig	G	Lulea HF (Sweden)
5	151	Brett Morrison	C	Prince Edward Island (QMJHL)

## 2006 NHL ENTRY DRAFT (VANCOUVER, BRITISH COLUMBIA)

Round Overall	Selection	Pos.	Club	
1	19	Mark Mitera	D	University of Michigan (CCHA)
2	38	Bryce Swan	C	Halifax (QMJHL)
3	83	John de Gray	D	Brampton (OHL)
4	112	Matt Beleskey	LW	Belleville (OHL)
6	172	Petteri Wirtanen	C	HPK (Finland)

## 2005 NHL ENTRY DRAFT (OTTAWA, ONTARIO)

Round Overall	Selection	Pos.	Club	
1	2	Bobby Ryan	LW	Owen Sound (OHL)
2	31	Brendan Mikkelsen	D	Portland (WHL)
3	63	Jason Bailey	RW	U.S. National U-18 (USDP)
5	127	Bobby Bolt	LW	Kingston (OHL)
5	141	Brian Salcido	D	Colorado College (WCHA)
7	197	Jean-Philippe Levesseur	G	Rouyn Noranda (QMJHL)

## 2004 NHL ENTRY DRAFT (RALEIGH, NORTH CAROLINA)

Round Overall	Player	Pos.	Club	
1	9	Ladislav Smid	D	HC Liberec (Czech)
2	39	Jordan Smith	D	Sault-Ste. Marie (OHL)
3	74	Kyle Klubertanz	D	Green Bay (USHL)
3	75	Tim Brent	C	Toronto St. Mike's (OHL)
6	172	Matt Auffrey	RW	U.S. National U-18 (USDP)
7	203	Gabriel Bouhillette	G	Gatineau (QMJHL)
8	236	Matt Christie	C	Miami University (CCHA)
9	269	Janne Pesonen	F	Karpat Oulu (Finland)

## 2003 NHL ENTRY DRAFT (NASHVILLE, TENNESSEE)

Round Overall	Player	Pos.	Club	
1	19	Ryan Getzlaf	C	Calgary (WHL)
1	28	Corey Perry	RW	London (OHL)
3	86	Shane Hynes	RW	Cornell (ECAC)
3	90	Juha Alen	D	Northern Michigan (CCHA)
4	119	Nathan Saunders	D	Moncton (QMJHL)
6	186	Drew Miller	LW	River City (USHL)
7	218	Dirk Southern	C	Northern Michigan (NCAA)
8	250	Shane O'Brien	D	Toronto St. Mike's (OHL)
9	280	Ville Mantomaa	D	Tappara Tampere (Finland)

## 2002 NHL ENTRY DRAFT (TORONTO, ONTARIO)

Round Overall	Player	Pos.	Club	
1	7	Joffrey Lupul	C/RW	Medicine Hat (WHL)
2	37	Tim Brent	C	Toronto-St. Mike's (OHL)

# DUCKS ALL-TIME DRAFT PICKS

3	71	Brian Lee	D	Erie (OHL)
4	103	Joonas Vihko	C/W	HIFK Helsinki (Finland)
5	140	George Davis	RW	Cape Breton (QMJHL)
6	173	Luke Fritshaw	D	Prince Albert (WHL)
9	261	Francois Caron	D	Moncton (QMJHL)
9	267	Chris Petrow	D	Oshawa (OHL)

## 2001 NHL ENTRY DRAFT (SUNRISE, FLORIDA)

Round Overall	Player	Pos.	Club
1	5	Stanislav Chistov	LW Omsk (Russia)
2	35	Mark Popovic	D Toronto (OHL)
3	66	Joel Stepp	C Red Deer (WHL)
4	102	Timo Parssinen	LW HPK (Finland)
4	105	Vladimir Korsunov	D Spartak (Russia)
4	118	Brandon Rodgers	D Hotchkiss (H.S.)
5	137	Joel Perreault	C/LW Baie-Comeau (QMJHL)
6	170	Jan Tabacek	D HC Martin (Slovakia)
7	224	Tony Martensson	C Brynas (Sweden)
8	232	Martin Gerber	G Langnau (Switzerland)
9	264	Pierre Parenteau	C Chicoutimi (QMJHL)

## 2000 NHL ENTRY DRAFT (CALGARY, ALBERTA)

Round Overall	Player	Pos.	Club
1	12	Alexei Smirnov	LW/RW Dynamo (Russia)
2	44	Ilya Bryzgalov	G Lada Togliatti (Russia)
4	98	Jonas Ronnqvist	RW Lulea HF (Sweden)
5	134	Peter Podhradsky	D HC Slovan (Slovakia)
5	153	Bill Cass	D Boston College (Hockey East)

## 1999 NHL ENTRY DRAFT (BOSTON, MASSACHUSETTS)

Round Overall	Player	Pos.	Club
2	44	Jordan Leopold	D Univ. of Minn. (WCHA)
3	83	Niclas Havelid	D Malmo (Sweden)
4	105	Alexandr Chagodayev	C HC Moscow (Russia)
5	141	Maxim Rybin	LW Spartak (Russia)
6	173	Jan Sandstrom	D AIK Solna (Sweden)
8	230	Petr Tenkrat	RW HC Velvana (Czech. Rep.)
9	258	Brian Gornick	C USAFA (NCAA)

## 1998 NHL ENTRY DRAFT (BUFFALO, NEW YORK)

Round Overall	Player	Pos.	Club
1	5	Vitaly Vishnevski	D Yaroslavl 2 (Russia)
2	32	Stephen Peat	D Red Deer (WHL)
4	112	Viktor Wallin	D HV-71 (Sweden)
6	150	Trent Hunter	RW Prince George (WHL)
7	178	Jesse Fibiger	D Minn.-Duluth (WCHA)
8	205	David Bernier	RW Quebec (QMJHL)
9	233	Pelle Prestberg	LW Farjestad (Sweden)
9	245	Andreas Andersson	G HV-71 (Sweden)

## 1997 NHL ENTRY DRAFT (PITTSBURGH, PENNSYLVANIA)

Round Overall	Player	Pos.	Club
1	18	Michael Holmqvist	C Djurgarden (Sweden)
2	45	Maxim Balmochnykh	LW Lada Togliatti (Russia)
3	72	Jay Legault	LW London (OHL)
5	125	Luc Vaillancourt	G Beauport (QMJHL)
7	178	Tony Mohagen	LW Seattle (WHL)
7	181	Mat Snesrud	D North Iowa (Jr. A)
8	209	Rene Stussi	C Thurgau (Europe)
9	235	Tommi Degerman	C Boston University (Hockey East)

# DUCKS ALL-TIME DRAFT PICKS

## 1996 NHL ENTRY DRAFT (ST. LOUIS, MISSOURI)

Round	Overall	Player	Pos.	Club
1	9	Ruslan Salei	D	Las Vegas (IHL)
2	35	Matt Cullen	C	St. Cloud State (WCHA)
5	113	Brendan Buckley	D	Boston College (H.E.)
6	149	Blaine Russell	G	Prince Albert (WHL)
7	165	Timo Ahmaoja	D	Jyht (Finland)
8	198	Kevin Kellest	D	Prince Albert (WHL)
9	224	Tobias Johansson	W	Malmö (Sweden Jr.)

## 1995 NHL ENTRY DRAFT (EDMONTON, ALBERTA)

Round	Overall	Player	Pos.	Club
1	4	Chad Kilger	C	Kingston (OHL)
2	29	Brian Wesenberg	RW	Guelph (OHL)
3	55	Mike Leclerc	LW	Brandon (WHL)
5	107	Igor Nikulin	RW	Cherapovets (CIS)
6	133	Peter Leboutillier	RW	Red Deer (WHL)
7	159	Mike LaPlante	D	Calgary (Tier II)
8	185	Igor Karpenko	G	Sokol (MHL)

## 1994 NHL ENTRY DRAFT (HARTFORD, CONNECTICUT)

Round	Overall	Player	Pos.	Club
1	2	Oleg Tverdovsky	D	Krylja (CIS)
2	28	Johan Davidsson	C/W	HV-71 Jonkoping (Sweden)
3	67	Craig Reichert	RW	Red Deer (WHL)
4	80	Byron Briske	D	Red Deer (WHL)
5	106	Pavel Trnka	D	Skoda Plzen (Czech)
6	132	Jon Battaglia	LW	Caledon (Jr. A)
7	158	Rocky Welsing	D	Wisconsin (USHL)
8	184	Brad Englehart	C	Kimball Union (H.S.)
10	236	Tommi Miettinen	C/W	Kalpa (Finland)
11	262	Jeremy Stevenson	LW	S. Ste. Marie (OHL)

## 1993 NHL ENTRY DRAFT (QUEBEC CITY, QUEBEC)

Round	Overall	Player	Pos.	Club
1	4	Paul Kariya	LW	Maine (Hockey East)
2	30	Nikolai Tsulygin	D	Salavat Yulayev (CIS)
3	56	Valeri Karpov	RW	Traktor (CIS)
4	82	Joel Gagnon	G	Oshawa (OHL)
5	108	Mikhail Shtalenkov	G	Milwaukee (IHL)
6	134	Antti Aalto	C	TPS Turku (Finland)
7	160	Matt Peterson	D	Osseo (H.S.)
8	186	Tom Askey	G	Ohio State (CCHA)
9	212	Vitali Kozel	C	Dynamo (CIS)
10	238	Anatoli Fedotov	D	Moncton (AHL)
11	264	David Penney	LW	Worcester Acad. (H.S.)

## SUPPLEMENTAL DRAFTS

### 1994 NHL SUPPLEMENTAL DRAFT (HARTFORD, CONNECTICUT)

Round	Overall	Player	Pos.	Club
1	2	Steve Rucchin	C	W. Ontario (OUAA)

### 1993 NHL SUPPLEMENTAL DRAFT (QUEBEC CITY, QUEBEC)

Round	Overall	Player	Pos.	Club
1	5	Pat Thompson	D	Brown U. (ECAC)

## 1993 NHL EXPANSION DRAFT (QUEBEC CITY, QUEBEC)

### GOALTENDERS

Pick	Player	NHL Club
2	Guy Hebert	St. Louis
3	Glenn Healy	N.Y. Islanders
6	Ron Tugnutt	Edmonton

### DEFENSEMEN

Pick	Player	NHL Club
2	Alexei Kasatonov	New Jersey
3	Sean Hill	Montreal
5	Bill Houlder	Buffalo
8	Bobby Dollas	Detroit
10	Randy Ladouceur	Hartford
11	David Williams	San Jose
13	Dennis Vial	Tampa Bay
16	Mark Ferner	Ottawa

### FORWARDS

Pick	Player	NHL Club
1	Steven King	N.Y. Rangers
4	Tim Sweeney	Boston
6	Troy Loney	Pittsburgh
7	Stu Grimson	Chicago
9	Terry Yake	Hartford
12	Jarrold Skalde	New Jersey
14	Bob Corkum	Buffalo
15	Anatoli Semenov	Vancouver
17	Joe Sacco	Toronto
20	Lonnie Loach	Los Angeles
22	Jim Thomson	Los Angeles
23	Trevor Halverson	Washington
25	Robin Bawa	San Jose



2019-20 SEASON TICKET MEMBERSHIPS

# ON SALE NOW



[ANAHEIMDUCKS.COM/JOINTHEALLIANCE](https://www.anaheimducks.com/jointhealliance)





# RECORDS





# RECORDS

## ANAHEIM DUCKS INDIVIDUAL RECORDS

### MOST GOALS

Career . . . . .	457	Teemu Selanne, 1995-96 through 2000-01, 2005-06 through 2013-14
Season . . . . .	52	Teemu Selanne, 1997-98 (right wing position)
by a Left Wing . . . . .	50	Paul Kariya, 1995-96
by a Center . . . . .	34	Andy McDonald, 2005-06
by a Defenseman . . . . .	18	Lubomir Visnovsky, 2010-11
Game . . . . .	3	55 times, most: Teemu Selanne (13 times)
by a Right Wing . . . . .	3	Teemu Selanne (13 times); Marty McInnis, Oct. 23, 2000 vs LA; Jonathan Hedstrom, Jan. 9, 2006 vs. LA; Bobby Ryan (3 times); Corey Perry (9 times); Jakob Silfverberg, Mar. 14, 2016 vs. NJ; Ondrej Kase, Dec. 12, 2018 vs. DAL
by a Left Wing . . . . .	3	Paul Kariya (10 times); Andrew Cogliano (twice); Garry Valk, Mar. 22, 1996 @ STL; Vaclav Prospal, Jan. 23, 2004 vs. MIN; Chris Kunitz, Nov. 19, 2006 vs. PHX; Kyle Palmieri; Feb. 27, 2013 vs. NSH; Rickard Rakell (twice)
by a Center . . . . .	3	Ryan Getzlaf (twice); Terry Yake, Oct. 19, 1993 @ NYR; Saku Koivu, Jan. 10, 2012 vs. DAL; Nick Bonino, Feb. 2, 2013 vs. LA; Ryan Kesler, Jan. 1, 2017 vs. PHI Sam Steel, Mar. 26, 2019 @ VAN
by a Defenseman . . . . .	3	Lubomir Visnovsky, Mar. 4, 2011 vs. DAL; Hampus Lindholm, Dec. 21, 2017 @ NYI; Cam Fowler, Nov. 4, 2018 vs. CBJ
Period . . . . .	3	Teemu Selanne, two times: Nov. 10, 1997 vs. SJ (first) & Feb 1, 2001 @ PHX (third); Vaclav Prospal, Jan. 23, 2004 vs. MIN (third); Andrew Cogliano, Jan. 31 @ PHX (second); Ryan Getzlaf, Nov. 8, 2013 vs. BUF (first); Rickard Rakell, Mar. 30, 2019 @ EDM (second)

### MOST ASSISTS

Career . . . . .	662	Ryan Getzlaf, 2005-06 through 2018-19
Season . . . . .	66	Ryan Getzlaf, 2008-09 (center position)
by a Right Wing . . . . .	60	Teemu Selanne, 1998-99
by a Left Wing . . . . .	62	Paul Kariya, 1998-99
by a Defenseman . . . . .	54	Scott Niedermayer, 2006-07
Game . . . . .	5	Four times: Dmitri Mironov, Dec. 12, 1997 vs. WSH; Teemu Selanne, Nov. 19, 2006 vs. PHX; Ryan Getzlaf (twice), Oct. 29, 2008 vs. DET & Nov. 24, 2015 vs. CGY
by a Right Wing . . . . .	5	Teemu Selanne, Nov. 19, 2006 vs. PHX
by a Left Wing . . . . .	4	Three times: Paul Kariya, Dec. 16, 1998 vs. NSH & Feb. 16, 2000 vs. CGY; Jason Blake, Mar. 31, 2010 @ COL
by a Center . . . . .	5	Ryan Getzlaf (twice), Oct. 29, 2008 vs. DET & Nov. 24, 2015 vs. CGY
by a Defenseman . . . . .	5	Dmitri Mironov, Dec. 12, 1997 vs. WSH
Period . . . . .	4	Paul Kariya, Dec. 16, 1998 vs. NSH (second)

### MOST POINTS

Career . . . . .	988	Teemu Selanne, 1995-96 through 2000-01, 2005-06 through 2013-14 (457-531=988)
Season . . . . .	109	Teemu Selanne, 1996-97 (51-58=109; right wing position)
by a Left Wing . . . . .	108	Paul Kariya, 1995-96 (50-58=108)
by a Center . . . . .	91	Ryan Getzlaf, 2008-09 (25-66=91)
by a Defenseman . . . . .	69	Scott Niedermayer, 2006-07 (15-54=69)
Game . . . . .	5	15 times, last: Ryan Getzlaf, Nov. 24, 2015 vs. CGY (0-5=5)
by a Right Wing . . . . .	5	Eight times: Teemu Selanne (6 times), last: Mar. 28, 2011 vs. COL (3-2=5); Corey Perry (2 times), last: Dec. 12, 2010 vs. MIN (3-2=5)



by a Left Wing . . . . .	.5	Five times, last: Jason Blake, Mar. 31, 2010 @ COL (1-4=5) Paul Kariya (4 times), last: Dec. 8, 2002 vs. STL (2-3=5)
by a Center . . . . .	.5	Ryan Getzlaf (twice), Oct. 29, 2008 vs. DET (0-5=5) & Nov. 24, 2015 vs. CGY (0-5=5)
by a Defenseman . . . . .	.5	Dmitri Mironov, Dec. 12, 1997 vs. WSH (0-5=5)
Period . . . . .	.4	Six times, last: Brandon Montour, Dec. 12, 2018 vs. DAL (1-3=4; third)

## MOST POWER PLAY GOALS

Career . . . . .	.182	Teemu Selanne, 1995-96 through 2000-01, 2005-06 through 2013-14
Season . . . . .	.25	Teemu Selanne (two times), 1998-99 and 2006-07
Game . . . . .	.3	Twice: Paul Kariya, Mar. 29, 2001 @ SJ; Teemu Selanne, Oct. 29, 2008 vs. DET
Period . . . . .	.2	20 times, last: Nick Bonino, Jan. 15, 2014 vs. VAN (second period)

## MOST POWER PLAY ASSISTS

Career . . . . .	.239	Ryan Getzlaf, 2005-06 through 2018-19
Season . . . . .	.33	Fredrik Olausson, 1998-99

## MOST POWER PLAY POINTS

Career . . . . .	.410	Teemu Selanne, 1994-95 through 2000-01, 2005-06 through 2012-13 (182-228=410)
Season . . . . .	.54	Teemu Selanne, 1998-99 (25-29=54)

## MOST SHORTHANDED GOALS

Career . . . . .	.16	Paul Kariya, 1994-95 through 2002-03; Andrew Cogliano, 2011-12 through 2018-19
Season . . . . .	.4	Corey Perry, 2010-11
Game . . . . .	.1	169 times, last: Sam Steel, Apr. 5, 2019 vs. LA
Period . . . . .	.1	169 times, last: Sam Steel, Apr. 5, 2019 vs. LA (third)

## MOST SHORTHANDED ASSISTS

Career . . . . .	.9	Steve Rucchin, 1994-95 through 2003-04
Season . . . . .	.4	Twice: Steve Rucchin, 1997-98; Scott Niedermayer, 2008-09

## MOST SHORTHANDED POINTS

Career . . . . .	.21	Paul Kariya (16-5=21), 1994-95 through 2002-03; Andrew Cogliano (16-5=21), 2011-12 through 2017-18
Season . . . . .	.6	Paul Kariya, 1995-96 (3-3=6)

## MOST SHOTS

Career . . . . .	2,964	Teemu Selanne, 1995-96 through 2000-01, 2005-06 through 2013-14
Season . . . . .	.429	Paul Kariya, 1998-99
Game . . . . .	.12	Three times, all by Paul Kariya, last: Mar. 10, 1999 vs. VAN
Period . . . . .	.9	Paul Kariya, Nov. 8, 1998 vs. DET (first)

## MOST PENALTY MINUTES

Career . . . . .	1,110	Corey Perry, 2005-2006 through 2018-19
Season . . . . .	.285	Todd Ewen, 1995-96
Game . . . . .	.37	Todd Ewen, Feb. 25, 1996 vs. SJ (6 penalties)
Period . . . . .	.30	Two times, last: Peter LeBoutillier, Mar. 13, 1998 @ DAL (3 penalties; third)

## MOST GAMES PLAYED

Career . . . . .	.988	Corey Perry, 2005-2006 through 2018-19
Season . . . . .	.84	Joe Sacco, 1993-94 (the NHL changed from 84 to an 82-game season in 1995-96)



# RECORDS

## HIGHEST PLUS/MINUS (+/-)

Career.....	+146	Ryan Getzlaf, 2005-2006 through 2018-19
Season.....	+36	Paul Kariya, 1996-97
Game.....	+5	Several, last: Brandon Montour, Dec. 12, 2018 vs. DAL

## HIGHEST SHOOTING PERCENTAGE

Career (min. 50 goals) . . . . .	15.4	Teemu Selanne, 1995-96 through 2000-01, 2005-06 through 2013-14
Season (min. 10 goals) . . . . .	37.0	Steve Thomas, 2002-03

## MOST GAME-WINNING GOALS

Career.....	77	Teemu Selanne, 1995-96 through 2000-01, 2005-06 through 2013-14
Season.....	11	Corey Perry, 2010-11
Month.....	4	Corey Perry, March 2011

## MOST GAME-TYING GOALS

Career.....	9	Teemu Selanne, 1995-96 through 2000-01
Season.....	3	Teemu Selanne, 1997-98

## MOST OVERTIME GOALS

Career.....	9	Ryan Getzlaf, 2005-06 through 2018-19
Season.....	3	Paul Kariya, 1995-96

## LONGEST SCORING STREAKS

Point Streak . . . . .	19 games	Corey Perry, Oct. 21-Dec. 1, 2009 (10-16=26)
Goal Streak. . . . .	11 games	Teemu Selanne, Oct. 21-Nov. 10, 1997 (17-2=19)
Assist Streak. . . . .	10 games	Twice: Corey Perry, Nov. 13-Dec. 1, 2009 (2-11=13) Ryan Getzlaf, Oct. 24-Nov. 14, 2009 (1-17=18)
Multi-Point Game Streak . . . . .	6 games	Paul Kariya, Mar. 9-21, 1995 (6-6=12)
Multi-Goal Game Streak. . . . .	3 games	Paul Kariya, Mar. 4-9, 2001 (6-1=7)

## LONGEST HOME/ROAD SCORING STREAKS

Home Point Streak . . . . .	17 games	Paul Kariya, Nov. 6, 1998-Jan. 1999, (8-23=31)
Road Point Streak . . . . .	14 games	Twice: Andy McDonald, Jan. 6-Mar. 17, 2006 (7-14=21)
Home Goal Streak . . . . .	8 games	Paul Kariya, Jan. 10-Feb. 23, 1997 (11-8=19)
Road Goal Streak . . . . .	8 games	Teemu Selanne, Oct. 21-Nov. 8, 1997 (11-2=13)

## DUCKS GOALTENDER RECORDS

### MOST GAMES PLAYED

Career.....	447	Jean-Sebastien Giguere, 2000-01 through 2009-10
Season.....	73	Jonas Hiller, 2011-12

### MOST MINUTES PLAYED

Career.....	25,646	Jean-Sebastien Giguere, 2000-01 through 2009-10
Season.....	4,253	Jonas Hiller, 2011-12

### MOST STARTS

Career.....	424	Guy Hebert, 1993-94 through 2000-01
Season.....	73	Jonas Hiller, 2011-12

### MOST WINS

Career.....	206	Jean-Sebastien Giguere, 2000-01 through 2009-10
Season.....	36	Jean-Sebastien Giguere, 2006-07



## MOST LOSSES

Career . . . . .	.202	Guy Hebert, 1993-94 through 2000-01
Season . . . . .	.31	Two times: Guy Hebert, 1999-00; Jean-Sebastien Giguere, 2003-04

## MOST TIES

Career . . . . .	.52	Guy Hebert, 1993-94 through 2000-01
Season . . . . .	.12	Guy Hebert, 1996-97

## MOST SHUTOUTS

Career . . . . .	.32	Jean-Sebastien Giguere, 2000-01 through 2009-10
Season . . . . .	.8	Jean-Sebastien Giguere, 2002-03

## MOST SAVES

Career . . . . .	11,813	Guy Hebert, 1993-94 through 2000-01
Season . . . . .	1,961	Guy Hebert, 1995-96
Game . . . . .	.51	Four times: Mikhail Shtalenkov, Mar. 22, 1998 @ OTT (51-of-53); Jean-Sebastien Giguere, Mar. 21, 2004 vs. DET (51-of-57); Jonas Hiller, Dec. 19, 2008 @ EDM (51-of-53) John Gibson, Jan. 1, 2017 vs. PHI (51-of-54)
Period . . . . .	.8	John Gibson, Oct. 20, 2017 vs. MTL (28-of-30)
Overtime . . . . .	.10	Twice: Guy Hebert, Feb. 3, 2000 @ PHI (10-of-10); John Gibson, Nov. 12, 2018 vs. NSH (10-of-10)

## MOST SHOTS FACED

Career . . . . .	12,968	Guy Hebert, 1993-94 through 2000-01
Season . . . . .	2,133	Guy Hebert, 1996-97
Game . . . . .	.57	Jean-Sebastien Giguere, Mar. 21, 2004 vs. DET (51-of-57)
Period . . . . .	.30	Twice: John Gibson, Oct. 20, 2017 vs. MTL (second period, 28-of-30) and Oct. 13, 2018 @ DAL (second period, 26-of-30)
Overtime . . . . .	.10	Twice: Guy Hebert, Feb. 3, 2000 @ PHI (10-of-10) John Gibson, Nov. 12, 2018 vs. NSH (10-of-10)

## MOST GOALS ALLOWED

Career . . . . .	1,155	Guy Hebert, 1993-94 through 2000-01
Season . . . . .	.182	Jonas Hiller, 2011-12
Game . . . . .	.8	Jonathan Bernier, Dec. 4, 2016 @ CGY
Period . . . . .	.6	John Gibson, Feb. 2, 2019 @ WPG (first)

## FEWEST GOALS ALLOWED

Season (minimum 25 GP) . . .	.52	Viktor Fasth, 2012-13 (25 games)
Game . . . . .	.0	132 times (32 by J.S. Giguere; 27 by G. Hebert; 21 by J. Hiller; 18 by J. Gibson; 6 by F. Andersen; 4 by Viktor Fasth; 5 by Ryan Miller; 3 by M. Shtalenkov; 3 by M. Gerber; 2 by J. Bernier; 2 by I. Bryzgalov; 2 by C. McElhinney; 2 by D. Roussel; 1 by K. Boyle; 1 by A. Khudobin; 1 by R. Tugnutt.); *J.S. Giguere and Steve Shields combined for a shutout on Dec. 8, 2001 vs. CGY; John Gibson and Ryan Miller combined for a shutout on Feb. 19, 2018 @ VGK

## LOWEST GOALS-AGAINST AVERAGE

Career (minimum 100 GP) . . .	.233	Frederik Andersen, 2013-14 through 2015-16
Season (minimum 25 GP) . . .	.207	John Gibson, 2015-16



# RECORDS

## HIGHEST GOALS-AGAINST AVERAGE

Career (minimum 100 GP) . . . .314	Mikhail Shtalenkov, 1993-94 through 1997-98
Season (minimum 25 GP) . . .322	Mikhail Shtalenkov, 1997-98

## HIGHEST SAVE PERCENTAGE

Career (minimum 100 GP) . . .921	John Gibson, 2013-14 through 2018-19
Season (minimum 25 GP) . . . .928	Ryan Miller, 2017-18 (28 games)

## MOST PENALTY MINUTES

Career . . . . .78	Jean-Sebastien Giguere, 2000-01 through 2009-10
Season . . . . .28	Jean-Sebastien Giguere, 2001-02
Game . . . . .16	Jean-Sebastien Giguere, Jan. 25, 2006 vs. EDM

## MOST ASSISTS

Career . . . . .8	Jonas Hiller, 2007-08 through 2013-14
Season . . . . .3	Frederik Andersen, 2014-15
Game . . . . .2	Ilya Brygalov, Feb. 18, 2006 vs. SJ

## GOALTENDING STREAKS

Most consecutive games played . . .32	Jonas Hiller, Jan. 12-Mar. 18, 2012 (17-10-5)
Most consecutive starts . . . .32	Jonas Hiller, Jan. 12-Mar. 18, 2012 (17-10-5)
Most consecutive shutouts . . .3	Jean-Sebastien Giguere, Dec. 8, 2002 vs. NSH, Dec. 11, 2002 vs. WSH, Dec. 15, 2002 vs. PIT
Longest winning streak . . .14 games	Jonas Hiller, Dec. 9, 2013-Jan. 12, 2014 (14-0-0)
Longest unbeaten streak . . .14 games	Jonas Hiller, Dec. 9, 2013-Jan. 12, 2014 (14-0-0)
Longest losing streak . . .10 games	John Gibson, Dec. 20, 2018-Jan. 15, 2019 (0-6-4)
Longest winless streak . . .13 games	Guy Hebert, Dec. 20, 2000-Feb. 9, 2001 (0-11-2*) *2 Ties
Longest shutout sequence . . .237:07	Jean-Sebastien Giguere, Dec. 6-18, 2002 (spanning 5 games)

## DUCKS ROOKIE RECORDS

### MOST GOALS

Season . . . . .31	Bobby Ryan, 2008-09
Game . . . . .3	Twice: Bobby Ryan, Jan. 8, 2009 @ LA; Sam Steel, Mar. 26, 2019 @ VAN

### MOST ASSISTS

Season . . . . .30	Cam Fowler, 2010-11
Game . . . . .4	Ryan Getzlaf, Mar. 24, 2006 vs. NSH (0-4=4)

### MOST POINTS

Season . . . . .57	Bobby Ryan, 2008-09 (31-26=57)
Game . . . . .4	Three times: Stanislav Chistov, Oct. 10, 2002 @ STL (1-3=4); Ryan Getzlaf, Mar. 24, 2006 vs. NSH (0-4=4); Rickard Rakell, Jan. 11, 2015 vs. WPG (2-2=4)

### MOST POWER PLAY GOALS

Season . . . . .12	Bobby Ryan, 2008-09
Game . . . . .2	Two times: Paul Kariya, Mar. 9, 1995 vs. DET; Dustin Penner, Nov. 30, 2005 vs. PHX

### MOST SHORTHANDED GOALS

Season . . . . .2	Brandon McMillan, 2010-11
Game . . . . .1	Eight times: last; Sam Steel, Apr. 5, 2019 vs. LA





## MOST SHOTS

Season . . . . .	.204	Dustin Penner, 2006-07
Game . . . . .	.9	Dan Sexton, Dec. 8, 2009 vs. DAL

## MOST PENALTY MINUTES

Season . . . . .	.121	Peter LeBoutillier, 1996-97
Game . . . . .	.30	Two times: Peter LeBoutillier, Feb. 20, 1997 @ LA & Mar. 13, 1998 @ DAL

## MOST GAMES PLAYED

Season . . . . .	.82	Dustin Penner, 2006-07
------------------	-----	------------------------

## HIGHEST PLUS/MINUS (+/-)

Season (minimum 45 GP) . . . . .	+29	Hampus Lindholm, 2013-14
Game . . . . .	+5	Sami Vatanen, Oct. 13, 2013 vs. NYR

## HIGHEST SHOOTING PERCENTAGE

Season (minimum 39 GP) . . . . .	17.8	Bobby Ryan, 2008-09
Game . . . . .	100.0	Several times

## MOST GAME-WINNING GOALS

Season . . . . .	.5	Dustin Penner, 2006-07
------------------	----	------------------------

## MOST GAME-TYING GOALS

Season . . . . .	.2	Frank Banham, 1997-98
------------------	----	-----------------------

## LONGEST ROOKIE SCORING STREAKS

Point Streak . . . . .	8 games	Paul Kariya (6-9=15), Mar. 7-23, 1995
Goal Streak . . . . .	5 games	Bobby Ryan (5-1=6), Jan. 17-28, 2009
Assist Streak . . . . .	7 games	Francois Beauchemin (0-8=8), Jan. 26-Feb. 8, 2006

## MOST GOALS (defensemen)

Season . . . . .	.10	Cam Fowler, 2010-11
------------------	-----	---------------------

## MOST ASSISTS (defensemen)

Season . . . . .	.30	Cam Fowler, 2010-11
------------------	-----	---------------------

## MOST POINTS (defensemen)

Season . . . . .	.40	Cam Fowler, 2010-11
------------------	-----	---------------------

## MOST GAMES PLAYED (defensemen)

Season . . . . .	.80	Kurt Sauer, 2002-03
------------------	-----	---------------------

## HIGHEST PLUS/MINUS (defensemen)

Season (minimum 45 GP) . . . . .	+29	Hampus Lindholm, 2013-14
----------------------------------	-----	--------------------------

## MOST SAVES (goaltenders)

Season . . . . .	.913	John Gibson, 2015-16 (40 games)
Game . . . . .	.49	Frederik Andersen, Mar. 2, 2014 vs. CAR (49-of-52)

## MOST SHOTS FACED (goaltenders)

Season . . . . .	.992	John Gibson, 2015-16 (40 games)
Game . . . . .	.52	Frederik Andersen, Mar. 2, 2014 vs. CAR (49-of-52)

## MOST MINUTES (goaltenders)

Season . . . . .	2,295	John Gibson, 2015-16 (40 games)
Game . . . . .	.65	Several times



# RECORDS

## MOST WINS (goaltenders)

Season .....21 John Gibson, 2015-16 (40 games)

## LOWEST GOALS-AGAINST AVERAGE (goaltenders)

Season .....2.07 John Gibson, 2015-16 (40 games)

## DUCKS TEAM HIGHS

### MOST GOALS

Season .....263 2013-14 (3.21 per-game avg., not including goals awarded for shootout wins)

Game .....9 Jan. 15, 2014 vs. VAN

    First Period .....5 Oct. 29, 1995 vs. CGY

    Second Period .....6 Mar. 14, 2014 @ COL

    Third Period .....5 Twice: Jan. 23, 2004 vs. MIN; Feb. 20, 2015 @ CGY

### MOST ASSISTS

Season .....453 2006-07

Game .....17 Jan. 15, 2014 vs. VAN

Period .....12 Mar. 14, 2014 @ COL (second)

### MOST POINTS

Season .....709 2013-14 (263-446=709)

Game .....26 Jan. 15, 2014 vs. VAN (9-17=26)

Period .....18 Mar. 14, 2014 @ COL (second; 6-12=18)

### MOST SHOTS

Season .....2585 2005-06 (31.5 per-game average)

Game .....56 Oct. 13, 2013 vs. OTT

    First Period .....24 Oct. 13, 2013 vs. OTT

    Second Period .....25 Dec. 31, 2013 vs. SJ

    Third Period .....26 Jan. 1, 1994 @ FLA

    Overtime .....11 Jan. 11, 2004 vs. CBJ

### MOST POWER PLAY GOALS

Season .....89 2006-07 (89-398, 22.4%)

Game .....6 Jan. 15, 2014 vs. VAN

Period .....3 Five times: Dec. 16, 1998 vs. NSH (second); Oct. 18, 2006 vs. DET (second); Mar. 29, 2007 @ CBJ (third); Mar. 22, 2009 vs PHX (third); Feb. 14 @ EDM (third); Jan. 15, 2014 vs. VAN (second)

### MOST POWER PLAY OPPORTUNITIES

Season .....480 2005-06 (87-480, 18.1%)

Game .....13 Apr. 17, 2006 vs. CGY (3-13)

Period .....6 Seven times: Mar. 4, 1994 vs. EDM (1-6; third); Dec. 8, 2001 @ CGY (0-6; third); Nov. 1, 2005 vs. NSH (2-6; second); Mar. 11, 2006 @ PHX (1-6; second); Apr. 17, 2006 vs. CGY (1-6; third); Nov. 17, 2006 vs. CHI (2-6; second); Jan. 5, 2007 vs. CBJ (1-6; second)

### MOST SHORTHANDED GOALS

Season .....13 1993-94

Game .....3 Dec. 20, 1996 vs. CGY

Period .....2 Four times, last: Oct. 26, 2016 vs. NSH (second; Silfverberg and Cogliano)



## MOST PENALTY MINUTES

Season . . . . .	1843	1997-98 (22.5 per-game average)
Game . . . . .	107	Dec. 8, 2001 @ CGY
Period . . . . .	101	Dec. 8, 2001 @ CGY (third)

## MOST STANDINGS POINTS

Season . . . . .	116	2013-14 (54-20-8)
Month . . . . .	25	Feb. 2015 (12-1-1)

## MOST WINS

Season . . . . .	54	2013-14 (54-20-8)
Month . . . . .	12	Feb. 2015 (12-1-1)

## MOST LOSSES

Season . . . . .	46	1993-94 (33-46-5)
Month . . . . .	10	Two times: January 2001 (2-10-1-0); February 2019 (3-10-0)

## MOST TIES (2003-04 was the last season the NHL had tie games)

Season . . . . .	13	Three times: 1996-97; 1997-98; 1998-99
Month . . . . .	4	Four times: Mar. 1997 (7-3-4); Oct. 1997 (5-4-4); Feb. 2000 (5-3-4); Dec. 2003 (3-7-4-1)

## DUCKS TEAM LOWS

(season lows reflect full 80+ game seasons; 1994-95 and 2012-13 included only 48 games due to work stoppage)

## FEWEST GOALS

Season . . . . .	175	2001-02 (2.1 per-game average)
------------------	-----	--------------------------------

## FEWEST ASSISTS

Season . . . . .	295	2001-02
------------------	-----	---------

## FEWEST POINTS

Season . . . . .	470	2001-02 (175-295=470)
------------------	-----	-----------------------

## FEWEST SHOTS

Season . . . . .	2123	2000-01 (25.9 per-game average)
Game . . . . .	12	Three times: Oct. 22, 1996 @ PHI; Apr. 6, 1994 @ CGY; Jan. 10, 2010 @ CHI
First Period . . . . .	0	Dec. 27, 2000 @ DAL
Second Period . . . . .	2	Eight times, last: Jan. 17, 2019 @ MIN
Third Period . . . . .	0	Two times: Mar. 21, 2008 @ SJ; Oct. 21, 2008 @ TOR
Overtime . . . . .	0	Several times

## FEWEST POWER PLAY GOALS

Season . . . . .	36	2018-19
------------------	----	---------

## FEWEST POWER PLAY OPPORTUNITIES

Season . . . . .	212	2018-19
Game . . . . .	0	Seventeen times, last: Feb. 19, 2018 @ VGK

## FEWEST SHORTHANDED GOALS

Season . . . . .	4	Four times: 1999-00; 2001-02; 2006-07; 2011-12
------------------	---	--

## FEWEST PENALTY MINUTES

Season . . . . .	736	2018-19 (8.58 per-game average)
Game . . . . .	0	Eight times, last: Jan. 15, 2019 @ DET



# RECORDS

## FEWEST WINS

Season . . . . .	25	2000-01 (25-41-11-5)
Month (minimum 5 GP) . . . . .	1	Two times: Oct. 1996 (1-9-2); Oct. 2015 (1-7-2)

## FEWEST REGULATION LOSSES

Season . . . . .	20	Two times: 2006-07 (48-20-14); 2013-14 (54-20-8)
Month (minimum 5 GP) . . . . .	0	Three times: Apr. 1997 (3-0-2); Oct. 2006 (9-0-3); Apr. 2017 (4-0-1)

## FEWEST TIES (2003-04 was the last season the NHL had tie games)

Season . . . . .	5	Two times: 1993-94 (33-46-5); 1994-95 (16-27-5)
Month . . . . .	0	Several times

## DUCKS MISCELLANEOUS RECORDS

Longest Winning Streak . . . . .	11 games	Feb. 13-Mar. 5, 2016
Home . . . . .	13 games	Jan. 26-Mar. 20, 2013
Road . . . . .	7 games	Nov. 28-Dec. 13, 2006
Longest Regulation Loss Streak . . . . .	8 games	Oct. 12-30, 1996 (0-8-0)
Home . . . . .	8 games	Jan. 10-Feb. 9, 2001 (0-8-0)
Road . . . . .	6 games	Seven times: last, Jan. 20-Feb. 9, 2019 (0-6-0)
Longest Unbeaten Streak . . . . .	12 games	Feb. 22-Mar. 19, 1997 (7-0-5)
Home . . . . .	14 games	Feb. 12-Apr. 9, 1997 (10-0-4)
Road . . . . .	7 games	Nov. 28-Dec. 13, 2006 (7-0-0)
Longest Winless Streak . . . . .	12 games	Dec. 18, 2018-Jan. 15, 2019 (0-8-4)
Home . . . . .	11 games	Jan. 5-Feb. 14, 2001 (0-8-3-0)
Road . . . . .	13 games	Two times: Nov. 1-Dec. 27, 2003 (0-8-2-3); Oct. 29-Dec. 22, 2011 (0-9-4)
Longest Point Streak . . . . .	16 games	Oct. 6-Nov. 9, 2006 (12-0-1-3, 28 points)
Home . . . . .	22 games	Oct. 10, 2013-Jan. 15, 2014 (20-0-2, 42 points)
Road . . . . .	9 games	Feb. 28-Apr. 11, 2009 (7-0-1-1, 16 points)

## CONSECUTIVE MULTIPLE-GOAL GAMES BY INDIVIDUAL PLAYERS

Most consecutive multi-goal games . . . . .	6	Mar. 25-Apr. 4, 2009 (Ryan three times, Perry two times, Getzlaf, R. Niedermayer, Selanne)
Most consecutive multi-goal games by different players . . . . .	5	Mar. 25-Apr. 4, 2009 (Ryan two times, Perry two times, Getzlaf, R. Niedermayer, Selanne)
Most consecutive multi goal games to start season . . . . .	3	Oct. 9-13, 2014 (Perry, Getzlaf, Karlsson)

## CONSECUTIVE POWER PLAY GOALS & ATTEMPTS

Most consecutive games scoring PP goal . . . . .	11	Mar. 7-28, 1997 (14-for-39, .359)
Most consecutive games not scoring PP goal . . . . .	9	Feb. 11 – Mar. 5, 2017 (0-for-19)
Most consecutive attempts scoring PP goal . . . . .	5	Mar. 29, 2007 @ CBJ (3)-Mar. 31, 2007 @ STL (2) (spanning 2 games)
Most consecutive attempts without a PP goal . . . . .	31	Two times, last: Mar. 3-19, 2003 (spanning 10 games)

## CONSECUTIVE PENALTY KILLING & ATTEMPTS

Most consecutive games allowing PP goal . . . . .	12	Oct. 5-30, 2005 (69-for-89, .775)
Most consecutive games not allowing PP goal . . . . .	9	Feb. 17, 2017-Mar. 8, 2017 (25-for-25)
Most consecutive shorthanded stops (no goal) . . . . .	35	Dec. 27, 2015-Jan. 15, 2016 (spanning 10 games)
Most consecutive opponent PP attempts scoring goal . . . . .	4	Two times: Dec. 19, 1997 vs. PHX (4); Oct. 13, 2000 @ OTT (3) & Nov. 15, 2000 @ DET (1) (spanning 2 games)



## SINGLE GAME

### EARLIEST GOALS SCORED

Earliest goal scored from the start of a game . . . . .	0:08	Paul Kariya, Mar. 9, 1997 @ COL
Earliest two goals scored from the start of a game . . . . .	1:53	R. Getzlaf (0:50) & E. Artyukhin (1:53), Jan. 19, 2010 vs. BUF
Earliest three goals scored from the start of a game . . . . .	5:23	R. Getzlaf (0:50) & E. Artyukhin (1:53) & M. Brown (5:23), Jan. 19, 2010 vs. BUF
Earliest four goals scored from the start of a game . . . . .	10:26	R. Getzlaf (0:50) & E. Artyukhin (1:53), M. Brown (5:23), & B. Ryan (10:26), Jan. 19, 2010 vs. BUF
Earliest five goals scored from the start of a game . . . . .	14:45	S. Van Allen (1:27), P. Kariya (8:32), P. Douris (9:22), P. Kariya (13:51) & Douris (14:45), Oct. 29, 1995 vs. CGY
Earliest goal scored from the start of a 2nd period . . . . .	0:07	Kyle Palmieri, Dec. 12, 2014 @ EDM
Earliest goal scored from the start of a 3rd period . . . . .	0:09	Bobby Dollas, Mar. 23, 1995 @ SJ
Earliest goal scored from the start of an overtime . . . . .	0:10	Mike Leclerc, Feb. 12, 2003 vs. CGY

### EARLIEST GOALS GIVEN UP

Earliest goal against from the start of a game . . . . .	0:09	Trevor Linden, Jan. 16, 1994 vs. VAN
Earliest two goals against from the start of a game . . . . .	1:11	S. Doan (0:41) & J. Ylonen (1:11), Jan. 19, 2001 vs. PHX
Earliest three goals against from the start of a game . . . . .	4:44	V. Zelepukin (1:55), C. Millen (4:08) & B. Guerin (4:44), Nov. 5, 1993 vs. NJ
Earliest four goals against from the start of a game . . . . .	6:32	V. Zelepukin (1:55), C. Millen (4:08), B. Guerin (4:44) & T. Chorske (6:32), Nov. 5, 1993 vs. NJ
Earliest five goals against from the start of a game . . . . .	8:05	V. Zelepukin (1:55), C. Millen (4:08), B. Guerin (4:44), T. Chorske (6:32) & B. Guerin (8:05), Nov. 5, 1993 vs. NJ
Earliest goal against from the start of a 2nd period . . . . .	0:10	Kyle Okposo, Nov. 5, 2014 vs. NYI
Earliest goal against from the start of a 3rd period . . . . .	0:05	Daymond Langkow, Apr. 11, 2006 @ CGY
Earliest goal against from the start of an overtime . . . . .	0:14	Aaron Miller, Dec. 16, 2001 vs. LA

### FASTEST GOALS SCORED (shortest time span between goals)

Fastest two goals scored . . . . .	0:08	T. Selanne (5:44) & C. Kunitz (5:52), Nov. 30, 2005 vs. PHX
Fastest three goals scored . . . . .	0:51	A. McDonald, D. Lambert & M. Chouinard, Dec. 23, 2001 @ PHX
Fastest four goals scored . . . . .	3:30	M. Ferner, G. Valk, B. Houlder & J. Sacco, Feb. 26, 1994 @ QUE
Fastest five goals scored . . . . .	8:45	D. Winnik, K. Palmieri, K. Palmieri, C. Perry & B. Lovejoy, Mar. 14, 2014 @ COL
Fastest six goals scored . . . . .	16:03	D. Winnik, K. Palmieri, K. Palmieri, C. Perry, B. Lovejoy, & M. Perreault, Mar. 14, 2014 @ COL

### FASTEST OPPONENT GOALS SCORED (shortest time span between goals)

Fastest two goals against . . . . .	0:06	Twice: D. Bodger & L. Robitaille, Apr. 15, 1999 @ LA; D. Backes & A. McDonald, Oct. 11, 2010 @ STL
Fastest three goals against . . . . .	1:21	A. Selivanov, R. Murray & A. Selivanov, Feb. 17, 1999 vs. EDM
Fastest four goals against . . . . .	2:55	A. Mogilny, J. Beranek, A. Mogilny & A. Mogilny, Dec. 22, 1995 vs. VAN
Fastest five goals against . . . . .	5:05	B. Shanahan, I. Laperriere, E. Tikkanen, K. Miller & E. Tikkanen, Jan. 31, 1995 @ STL
Fastest six goals against . . . . .	14:06	T. Brouwer, A. Chiasson, M. Stajan, S. Bennett, D. Hamilton & S. Monahan, Dec. 4, 2016 @ CGY



# RECORDS

## CONSECUTIVE GOALS

Most consecutive (unanswered) goals scored . . . . .	7	Twice: Dec. 20, 1996 vs. CGY (7-0 final); Oct. 30, 2009 vs. VAN (7-2)
Most consecutive (unanswered) goals by opponent . . . .	8	Mar. 21, 2001 @ DAL (8-0 final)

## SHOOTING PERCENTAGE

Highest shooting percentage. . . . .	38.5%	Feb. 21, 2009 @ CBJ (5 goals on 13 shots)
Opponent's highest shooting percentage. . . . .	43.8%	Nov. 15, 2006 vs. PHI (7 goals on 16 shots)

## POWER PLAY PERCENTAGE

Highest power play percentage. . . . .	100%	28 times (most: Jan. 19, 2013 @ VAN; Jan. 7, 2014 vs. BOS; Feb. 15, 2016 vs. CGY (3-for-3))
Lowest power play percentage . . . . .	0.0%	Several times (most chances w/o a PPG: 8, nine times)
Opponent's highest power play percentage. . . . .	100%	17 times (most: Dec. 19, 1997 vs. PHX, 4-for-4)
Opponent's lowest power play percentage . . . . .	0.0%	Several times (most chances w/o a PPG: 13, Feb. 27, 1998 @ EDM)

## MARGIN OF VICTORY/DEFEAT

Largest Margin of Victory. . . . .	8	Jan. 15, 2014 vs. VAN (9-1)
Largest Margin of Defeat. . . . .	8	Mar. 21, 2001 @ DAL (8-0)

## BIGGEST DIFFERENCES IN SHOTS/GOALS WITH WINS/LOSSES

Most shots in a loss . . . . .	54	Mar. 27, 2009 vs. EDM (lost 5-3)
Fewest shots in a win . . . . .	12	Twice: Jan. 10, 2010 @ CHI (won 3-1); Feb. 13, 2011 @ EDM (won 4-0)
Most goals in a loss . . . . .	6	Twice: Oct. 31, 2008 vs. VAN (lost 7-6 in SO); Feb. 16, 2011 vs. WSH (lost 7-6)
Fewest goals in a win. . . . .	1	35 times, last: Feb. 13, 2019 vs. VAN

## LARGEST DEFICITS/LEADS OVERCOME

Largest deficit overcome in a win . . . . .	4 goals	Twice: Mar. 31, 2014 vs. WPG (trailed 4-0 at 17:44 of the second, won 5-4 in OT); Dec. 2, 2018 @ WAS (trailed 5-1 at 14:31 of second, won 6-5 in regulation)
Largest deficit overcome in a tie . . . . .	4 goals	Oct. 10, 1996 @ COL (trailed 6-2 at 10:43 of the third, tied 6-6)
Largest lead relinquished in a loss. . . . .	3 goals	Ten times, last: Jan. 11, 2019 vs. PIT (led 3-0 at 0:59 of the second, lost 7-4 in regulation)
Largest lead relinquished in a tie. . . . .	4 goals	Jan. 7, 2000 @ CAR (led 4-0 at 17:33 of the second, tied 4-4)

## FEWEST SHOTS ALLOWED

Game . . . . .	11	Jan. 23, 2004 vs. MIN
First Period . . . . .	0	Apr. 1, 2000 @ LA
Second Period. . . . .	1	Three times: Mar. 27, 2007 vs. PHX; Oct. 31, 2014 @ DAL, Jan. 16, 2015 @ NJ
Third Period . . . . .	0	Oct. 7, 2011 @ BUF (Helsinki, Finland)

## MULTIPLE PLAYERS WITH POINTS IN ONE GAME

Most players with at least one point in a game. . . . .	15	Twice: Jan. 15, 2014 vs. VAN; Mar. 30, 2016 vs. CGY
Most players with multiple-points in a game. . . . .	8	Apr. 4, 2006 vs. VAN
Most players with three-or-more points in a game. . . .	4	Two times: Jan. 1, 1999 @ BUF (Selanne-5 pts., Olausson-4, Rucchin-4, Kariya-3); Nov. 3, 2007 @ PHX (Getzlaf-3, Perry-3, Pronger-3, Schneider-3)





Most players with four-or-more points in a game . . . . 3 Two times: Jan. 1, 1999 @ BUF (Selanne-5, Olausson-4, Rucchin-4); Nov. 19, 2006 vs. PHX (Selanne-5, Kunitz-4, McDonald-4)

## MOST GOALS ALLOWED

Game . . . . .9 Three times: Feb. 1, 1995 @ DAL; Feb. 19, 2011 @ STL (9-3); Feb. 2, 2019 @ WPG (9-3)  
 First Period . . . . .6 Feb. 2, 2019 @ WPG  
 Second Period. . . . .5 Five times: Mar. 24, 1994 @ BOS, Jan. 31, 1995 @ STL; Apr. 1, 1998 vs. PHX; Jan. 29, 2015 @ SJ; Dec. 4, 2016 @ CGY  
 Third Period . . . . .5 Five times: Dec. 22, 1999 vs. PHX; Mar. 21, 2001 @ DAL; Nov. 14, 2009 @ DET; Nov. 26, 2013 @ DAL; Dec. 13, 2016 @ DAL

## MOST SHOTS ALLOWED

Game . . . . .57 Mar. 21, 2004 vs. DET  
 First Period . . . . .23 Three times: Dec. 27, 1995 @ LA; Dec. 22, 2000 @ DET; Mar. 21, 2004 vs. DET  
 Second Period. . . . .30 Two times: Oct. 20, 2017 vs. MTL; Oct. 13, 2018 @ DAL  
 Third Period . . . . .26 Mar. 2, 2014 vs. CAR  
 Overtime . . . . .10 Two times: Feb. 3, 2000 @ PHI; Nov. 12, 2018 vs. NSH

## MOST POWER PLAY GOALS ALLOWED

Game . . . . .5 Oct. 26, 2009 vs. TOR (5-for-11)  
 Period. . . . .4 Dec. 14, 2007 @ MIN (4-for-4 in the second period)

## MOST SHORTHANDED GOALS ALLOWED

Game . . . . .3 Oct. 18, 1996 vs. SJ  
 Period. . . . .2 Four times: Feb. 1, 1995 @ DAL (second); Oct. 18, 1996 vs. SJ (third); Dec. 6, 2005 vs. CAR (second); Nov. 30, 2013 vs SJ (second)

## SEASON

### INDIVIDUAL

Most multiple-goal games . . . . .14 Teemu Selanne, 1997-98  
 Most hat tricks . . . . .3 Teemu Selanne, 1997-98; Corey Perry (twice), 2010-11 & 2014-15  
 Highest percentage of team's total goals . . .25.4% Teemu Selanne, 1997-98 (scored 52 of team's 205 goals)  
 Most multiple-assist games . . . . .16 Teemu Selanne, 1996-97  
 Most multiple-point games . . . . .33 Paul Kariya, 1996-97  
 Most three-or-more point games. . . . .16 Teemu Selanne, 1998-99  
 Most four-or-more point games. . . . .5 Ryan Getzlaf, 2010-11  
 Most 30+ save games (goalies) . . . . .33 Guy Hebert, 1996-97  
 Most 40+ save games (goalies) . . . . .7 Three times: Guy Hebert, 1998-99; John Gibson, 2017-18 and 2018-19

### TEAM

Most four-or-more goal games . . . . .34 2005-06  
 Most five-or-more goal games. . . . .25 2014-15  
 Most shutouts. . . . .9 Two times: 2002-03 (8 by J.S. Giguere, 1 by M. Gerber) 2017-18 (4 by John Gibson, 4 by Ryan Miller, 1 combined Gibson/Miller)



# RECORDS

Fewest shutouts . . . . .	.2	1994-95 (both by Guy Hebert)
Most times shutout . . . . .	.11	1997-98
Fewest times shutout . . . . .	.1	1996-97
Most overtime games . . . . .	.23	Two times: 2006-07 (9-4-10 record); 2014-15 (16-2-5 record)

## CAREER

Most multiple-goal games . . . . .	.90	Teemu Selanne, 1995-96 through 2000-01 & 2005-06 through 2013-14
Most hat tricks . . . . .	.13	Teemu Selanne, 1995-96 through 2000-01 & 2005-06 through 2013-14
Most multiple-assist games . . . . .	.140	Ryan Getzlaf, 2005-06 through 2018-19
Most multiple-point games . . . . .	.256	Teemu Selanne, 1995-96 through 2000-01 & 2005-06 through 2013-14
Most three-or-more point games . . . . .	.87	Teemu Selanne, 1995-96 through 2000-01 & 2005-06 through 2013-14
Most four-or-more point games . . . . .	.21	Teemu Selanne, 1995-96 through 2000-01 & 2005-06 through 2013-14
Most 30+ save games (goalies) . . . . .	.165	Guy Hebert, 1993-94 through 2000-01
Most 40+ save games (goalies) . . . . .	.23	Guy Hebert, 1993-94 through 2000-01
Most consecutive games played . . . . .	.502	Andrew Coglian, Jan. 19, 2013 through Jan. 3, 2018
Most seasons with the Ducks . . . . .	.15	Teemu Selanne, 1995-96 through 2000-01 & 2005-06 through 2013-14

## HONDA CENTER INDIVIDUAL HIGHS

### MOST GOALS

Game . . . . .	.4	Owen Nolan, SJ, Dec. 19, 1995
Period . . . . .	.3	Several times; last: R. Getzlaf, vs. BUF, Nov. 8, 2013 (first)

### MOST ASSISTS

Game . . . . .	.5	Four times, last: Ryan Getzlaf, ANA, Nov. 24, 2015 vs. CGY
Period . . . . .	.3	Several times, last: Brandon Montour, ANA, Dec. 12, 2018 (third) vs. DAL

### MOST POINTS

Game . . . . .	.5	Several times, last: Ryan Getzlaf, ANA, Nov. 24, 2015 vs. CGY
Period . . . . .	.4	Three times: Owen Nolan, SJ, Dec. 19, 1995 (second); R. Getzlaf Nov. 8, 2013 (first) vs. BUF; Brandon Montour, Dec. 12, 2018 (third) vs. DAL

### MOST POWER PLAY GOALS

Game . . . . .	.3	Two times: Owen Nolan, SJ, Dec. 19, 1995; Niklas Hagman, TOR, Oct. 26, 2009
Period . . . . .	.3	Owen Nolan, SJ, Dec. 19, 1995 (second)

### MOST SHORTHANDED GOALS

Game . . . . .	.1	Many times
Period . . . . .	.1	Many times

### MOST SHOTS

Game . . . . .	.12	Three times, all by Paul Kariya: Nov. 6, 1996 vs. MTL; Nov. 8, 1998 vs. DET; Mar. 10, 1999 vs. VAN
Period . . . . .	.9	Paul Kariya, Nov. 8, 1998 vs. DET (first)

### MOST PENALTY MINUTES

Game . . . . .	.37	Todd Ewen, Feb. 25, 1996 vs. SJ
Period . . . . .	.29	Garrett Burnett, Apr. 4, 2004 vs. CGY



## HIGHEST PLUS/MINUS (+/-)

Game . . . . . +5 Several times, last: Brandon Montour, ANA, Dec. 12, 2018 vs. DAL

## HIGHEST SHOOTING PERCENTAGE

Game . . . . . 100.0 Several times

## MOST SAVES (goaltenders)

Game . . . . . 51 Three times: Jean-Sebastien Giguere, Mar. 21, 2004 vs. DET (51-for-57);  
Dwayne Roloson, Mar. 27, 2009 vs. EDM (51-for-54); John Gibson, Jan. 1,  
2017 vs. PHI (51-for-54)  
Period . . . . . 28 John Gibson, Oct. 20, 2017 vs. MTL (28-for-30; second)  
Overtime . . . . . 11 Marc Denis, CBJ, Jan. 11, 2004 (11-of-11)

## MOST SHOTS FACED (goaltenders)

Game . . . . . 57 Jean-Sebastien Giguere, Mar. 21, 2004 vs. DET (51-of-57)  
Period . . . . . 30 John Gibson, Oct. 20, 2017 vs. MTL (28-for-30; second)  
Overtime . . . . . 11 Marc Denis, CBJ, Jan. 11, 2004 (11-of-11)

## MOST GOALS ALLOWED (goaltenders)

Game . . . . . 8 Carey Price, Mar. 8, 2019 vs. MTL (8 goals on 29 shots)  
Period . . . . . 5 Four times, last: Jean-Sebastien Giguere, Nov. 15, 2006 vs. PHI, (first);  
Dwayne Roloson, MIN, Jan. 23, 2004 (third); Dominic Roussel, Dec. 22,  
1999 vs. PHX (third) ; Mikhail Shtalenkov, Apr. 1, 1998 vs. PHX (second)

## DUCKS HIGHS & LOWS AT HONDA CENTER

### MOST GOALS

Game . . . . . 9 ANA vs. VAN, Jan. 15, 2014  
First Period . . . . . 5 Three times: ANA vs. NJ, Nov. 5, 1993; ANA vs. CGY, Oct. 29, 1995;  
ANA vs. PHI, Nov. 15, 2006  
Second Period . . . . . 5 Two times: ANA vs. PHX, Apr. 1, 1998; ANA vs. NSH, Oct. 26, 2016  
Third Period . . . . . 5 Two times: ANA vs. PHX, Dec. 22, 1999; ANA vs. MIN, Jan. 23, 2004

### MOST SHOTS

Game . . . . . 56 ANA vs. OTT, Oct. 13, 2013  
First Period . . . . . 24 ANA vs. OTT, Oct. 13, 2013  
Second Period . . . . . 25 ANA vs. SJ, Dec. 31, 2013  
Third Period . . . . . 25 ANA vs. CBJ, Nov. 19, 2010  
Overtime . . . . . 11 ANA vs. CBJ, Feb. 11, 2004

### MOST POWER PLAY GOALS

Game . . . . . 6 Jan. 15, 2014 vs. VAN (6-for-11)  
Period . . . . . 3 Seven times, last: ANA vs. VAN, Jan. 15, 2014 (3-for-3; second)

### MOST POWER PLAY OPPORTUNITIES

Game . . . . . 13 ANA vs. CGY, Apr. 17, 2006 (3-for-13)  
Period . . . . . 6 Five times, last: ANA vs. CBJ, Jan. 15, 2007 (1-for-6; second)

### MOST SHORTHANDED GOALS

Game . . . . . 3 ANA vs. CGY, Dec. 20, 1996  
Period . . . . . 2 Three times: ANA vs. CGY, Dec. 20, 1996 (second); ANA vs. DET, Oct.  
15, 2007 (third); ANA vs. NSH, Oct. 26, 2016 (second)

### MOST PENALTY MINUTES

Game . . . . . 90 ANA vs. SJ, Oct. 26, 2014  
Period . . . . . 74 ANA vs. SJ, Oct. 26, 2014 (third)



# RECORDS

## FEWEST SHOTS

Game	.11	ANA vs. MIN, Jan. 23, 2004
First Period	.1	ANA vs. NYI, Nov. 10, 2010
Second Period	.1	ANA vs. PHX, Mar. 27, 2007
Third Period	.1	Two times: ANA vs. BOS, Oct. 15, 1993; ANA vs. OTT, Mar. 10, 2002
Overtime	.0	Several times

## FEWEST POWER PLAY OPPORTUNITIES

Game	.0	11 times, last: vs. BOS, Nov. 15, 2017
------	----	--

## FEWEST PENALTY MINUTES

Game	.0	Several times, last: ANA vs. STL, Jan. 23, 2019
------	----	---

## TWO-TEAM SINGLE-GAME HIGHS & LOWS

### MOST GOALS

Game	.14	DET (6) vs. ANA (8), Mar. 21, 2004
Period	.7	Five times: SJ (4) vs. ANA (3), Dec. 19, 1995 (second); PHI (5) vs. ANA (2), Nov. 15, 2006 (first); VAN (4) vs. ANA (3), Oct. 31, 2008 (second); ANA (3) @ STL (4), Feb. 19, 2011 (first); CGY (3) vs. ANA (4), Mar. 30, 2016 (second)

### MOST SHOTS

Game	.96	MTL (51) vs. ANA (45), Oct. 20, 2017
Period	.40	MTL (30) vs. ANA (10), Oct. 20, 2017 (second);
Overtime	.14	NSH (10) vs. ANA (4), Nov. 12, 2018

### MOST POWER PLAY GOALS

Game	.7	VAN (1) vs. ANA (6), Jan. 15, 2014
Period	.4	Four times: SJ (3) vs. ANA (1), Dec. 19, 1995 (second); ANA (1) @ MIN (3), Dec. 31, 2006 (second); MIN (4) vs. ANA (0), Dec. 14, 2007 (second); VAN (1) vs. ANA (3), Jan. 15, 2014 (second)

### MOST POWER PLAY OPPORTUNITIES

Game	.21	CGY (8) vs. ANA (13), Apr. 17, 2006
Period	.9	Four times: ANA (3) @ LA (6), Dec. 2, 1993 (first); ANA (4) @ NYR (5), Nov. 25, 2001 (second); NSH (3) vs. ANA (6), Nov. 1, 2005 (second); CGY (6) vs. ANA (3), Apr. 17, 2006 (second)

### MOST SHORTHANDED GOALS

Game	.4	ANA (2) @ DAL (2), Feb. 1, 1995
Period	.2	14 times, last: CHI (1) vs. ANA (1), Feb. 27, 2017 (second)

### MOST PENALTY MINUTES

Game	.309	ANA (107) @ CGY (202), Dec. 8, 2001
Period	.291	ANA (101) @ CGY (190), Dec. 8, 2001, (third)

### FEWEST GOALS

Game	.1	Many times
------	----	------------

### FEWEST SHOTS

Game	.29	ANA (15) @ SJ (14), Nov. 27, 1993
Period	.6	ANA (5) @ DAL (1), Oct. 31, 2014 (second)
Overtime	.1	Many times



## FEWEST POWER PLAY OPPORTUNITIES

Game . . . . .1 Seven times, last: STL (0-0) vs. ANA (0-1), Jan. 23, 2019

## FEWEST PENALTY MINUTES

Game . . . . .2 Four times: STL (2) vs. ANA (0), May 1, 1995; DAL (2) vs. ANA (0), Apr. 3, 2013 LA (2) vs. ANA (0), Mar. 30, 2018; STL (2) vs. ANA (0), Jan. 23, 2019

## REAL-TIME RECORDS

(officially kept since start of 1998-99 season)

## TIME ON ICE

Game . . . . .35:51 Scott Niedermayer, Jan. 9, 2007 @ NSH  
 Season Avg. . . . .27:30 Scott Niedermayer, 2006-07

## SHIFTS

Game . . . . .40 Oleg Tverdovsky, Apr. 4, 2001 @ COL  
 Season Avg. . . . .30.0 Hampus Lindholm, 2018-19

## TOTAL HITS

Game . . . . .14 Brett Festerling, Dec. 31, 2009 @ DAL  
 Season . . . . .286 Vitaly Vishnevski, 2000-01  
 Career. . . . .1,700 Ryan Getzlaf, 2005-06 through 2018-19

## BLOCKED SHOTS

Game . . . . .11 Francois Beauchemin, Jan. 11, 2014 vs. PHX  
 Season . . . . .194 Francois Beauchemin, 2011-12  
 Career. . . . .977 Francois Beauchemin, 2005-06 through 2008-09, 2010-11 through 2014-15; 2017-18

## FACEOFF WIN PERCENTAGE

Game (min. 10 faceoffs) . . .100.0 Two times: Ryan Kesler, Nov. 4, 2016 vs. ARZ (won 11-of-11 faceoffs); Sam Steel, Oct. 20, 2018 vs. VGK (won 10-of-10)  
 Season (min. 300 faceoffs) . . .62.3 Antoine Vermette, 2016-17  
 Career (min. 1500 faceoffs) . . .61.2 Antoine Vermette, 2017-18

## TOTAL FACEOFF WINS

Game . . . . .26 Steve Rucchin, Mar. 26, 2000 vs. PHX (won 26-of-41 faceoffs)  
 Season . . . . .1,066 Steve Rucchin, 1999-00  
 Career. . . . .7, 246 Ryan Getzlaf, 2005-06 through 2018-19

## TOTAL FACEOFFS TAKEN

Game . . . . .42 Steve Rucchin, Oct. 28, 1998 vs. TB (24 faceoff wins)  
 Season . . . . .1,996 Steve Rucchin, 1999-00  
 Career. . . . .14,856 Ryan Getzlaf, 2005-06 through 2018-19



## THE RINKS OFFER...

- YOUTH HOCKEY
- ADULT HOCKEY
- FIGURE SKATING
- PUBLIC SKATING
- BIRTHDAYS & EVENTS
- LEARN TO SKATE

## LOCATIONS

### ICE RINKS

**ANAHEIM ICE** (714) 535-RINK (7465)  
300 WEST LINCOLN AVE.  
ANAHEIM, CA 92805

**LAKEWOOD ICE** (562) 429-1805  
3975 PIXIE AVE.  
LAKEWOOD, CA 90712

**WESTMINSTER ICE** (714) 248-9611  
13071 SPRINGDALE ST.  
WESTMINSTER, CA 92683

**YORBA LINDA ICE** (714) 692-8776  
23641 LA PALMA AVE.  
YORBA LINDA, CA 92887

**POWAY ICE** (858) 956-0045  
12455 KERRAN STREET  
POWAY, CA 92064

### INLINE RINKS

**CORONA INLINE** (951) 279-RINK (7465)  
4325 PRADO RD. #101  
CORONA, CA 92880

**HUNTINGTON BEACH INLINE**  
(714) 901-2629  
5555 MCFADDEN AVE.  
HUNTINGTON BEACH, CA 92649

**IRVINE INLINE** (949) 559-9949  
3150 BARRANCA PKWY  
IRVINE, CA 92606



(949) 774-1600 EXT "3"  
888 RIDGE VALLEY  
IRVINE, CA 92618





# PLAYOFFS



# 2018 DUCKS PLAYOFF STATS

## AVG

POS	NO.	Player	GP	TOI	G	A	P +/-	PIM	PP	SH	GW	S	S%
R	33	JAKOB SILFVERBERG	4	16:48	1	1	2 +1	2	0	0	0	11	9.1
D	47	HAMPUS LINDHOLM	4	24:11	1	1	2 -3	2	1	0	0	6	16.7
C	15	RYAN GETZLAF	4	21:25	0	2	2 -4	18	2	0	0	7	0.0
C	17	RYAN KESLER	4	18:24	0	2	2 0	6	1	0	0	6	0.0
L	7	ANDREW COGLIANO	4	15:00	1	0	1 +1	2	0	0	0	11	9.1
C	67	RICKARD RAKELL	4	19:04	1	0	1 -4	0	1	0	0	11	9.1
D	26	BRANDON MONTOUR	4	25:52	0	1	1 -2	6	1	0	0	14	0.0
D	3	KEVIN BIEKSA	1	13:11	0	0	0 -1	0	0	0	0	1	0.0
L	20	JASON CHIMERA	2	6:53	0	0	0 -2	0	0	0	0	0	0.0
D	23	FRANCOIS BEAUCHEMIN	4	21:11	0	0	0 -3	2	0	0	0	5	0.0
D	42	JOSH MANSON	4	21:02	0	0	0 -1	0	0	0	0	6	0.0
R	25	ONDREJ KASE	4	14:01	0	0	0 -2	0	0	0	0	9	0.0
D	63	*MARCUS PETERSSON	4	12:36	0	0	0 -4	2	0	0	0	4	0.0
D	73	*ANDY WELINSKI	3	11:51	0	0	0 -2	0	0	0	0	2	0.0
R	71	J.T. BROWN	4	7:15	0	0	0 -2	0	0	0	0	4	0.0
L	37	NICK RITCHIE	4	11:48	0	0	0 -2	8	0	0	0	3	0.0
R	10	COREY PERRY	4	18:14	0	0	0 -5	8	0	0	0	12	0.0
C	14	ADAM HENRIQUE	4	17:49	0	0	0 -2	0	0	0	0	9	0.0
C	50	ANTOINE VERMETTE	2	6:11	0	0	0 -1	0	0	0	0	2	0.0
C	38	DEREK GRANT	4	9:01	0	0	0 -2	0	0	0	0	9	0.0

NO.	PLAYER	GPI	MIN	AVG	W	L	OT	SO	GA	SA	SV%	G	A	PIM
36	JOHN GIBSON	4	216	3.60	0	4	0	0	13	117	.889	0	0	0
31	RYAN MILLER	1	20	9.00	0	0	0	0	3	12	.750	0	0	0
<b>ANA GOALTENDING TOTALS</b>		<b>236</b>	<b>4.06</b>	<b>0</b>	<b>4</b>	<b>0</b>	<b>0</b>	<b>0</b>	<b>16</b>	<b>129</b>	<b>.876</b>	<b>0</b>	<b>0</b>	<b>0</b>

\*=ROOKIE

The Ducks finished the regular season as one of the NHL's top teams, winning their last five regular season games and their last seven home games. Anaheim also went 10-1-1 with a .875 points percentage in their final 12 games of the season along with a 17-5-2 record over the last 24 games and went 25-10-4 after the bye week, which dated to Jan. 13. The Ducks finished the season third among NHL clubs allowing only 209 goals. The Ducks clinched their sixth consecutive trip to the Stanley Cup Playoffs and became the only NHL team to post 100+ points in each of the last five seasons. Anaheim opened the 2018 Stanley Cup Playoffs against the San Jose Sharks in the First Round, dropping the series in four games. In Game 2, **Jakob Silfverberg** scored 40 seconds into the first period, which marked the second-fastest opening goal by an Anaheim player in playoff history. **Francois Beauchemin** skated in his 100th career playoff game for Anaheim in Game 3 to become the only Anaheim defenseman to skate in 100 postseason contests with the Ducks. **Ryan Kesler** appeared in his 100th career postseason contest in Game 3. **Marcus Pettersson**, **Andy Welinski** and **Derek Grant** each made their playoff debuts in 2018.

# 2018 DUCKS PLAYOFF NOTES



## WESTERN CONFERENCE FIRST ROUND

### GAME 1 (APRIL 12, 2018) - ANAHEIM 0 VS. SAN JOSE 3

The Ducks began the 2018 Stanley Cup Playoffs with a 3-0 loss to the San Jose Sharks in Game 1 of the First Round at Honda Center...after a scoreless first period, the Sharks scored three times in the second to clinch the opening win of the series...making his first appearance since missing the final three games of the regular season due to an upper-body injury, **John Gibson** turned aside 31-of-34 shots in his 23rd career postseason game...**Hampus Lindholm** logged a team-high 24:13 TOI, while **Andrew Cogliano** (3) and **J.T. Brown** (3) co-led the Ducks in shots on goal...three Ducks made their Stanley Cup Playoff debut in the game: **Derek Grant**, **Marcus Pettersson** and **Andy Welinski**.

**PP:** 0-3 **PK:** 1-6 **SF:** 25 **SA:** 34  
**TOI:** Lindholm (24:13)  
**Three Stars:** 1. Pavelski 2. Burns 3. Kane

### GAME 2 (APRIL 14, 2018) - ANAHEIM 2 VS. SAN JOSE 3

Anaheim dropped Game 2 of its First Round series to San Jose, 3-2, at Honda Center...**Hampus Lindholm** recorded a playoff career-tying 1-1=2 points (fourth time), including his first career playoff PPG...with his goal, Lindholm surpassed Sean O'Donnell (3) for seventh on the franchise's all-time goals list for defensemen, while his assist moved him into a tie for fifth with Sami Vatanen (17) on the club's all-time assist list...**Jakob Silfverberg** opened the scoring 40 seconds into the game, which marked the second-fastest opening goal by an Anaheim player in playoff history...the goal marked Silfverberg's 40th career playoff point with Anaheim, moving him past Francois Beauchemin (39) for fourth on the all-time franchise scoring list...**Andrew Cogliano** also appeared in his 62nd career playoff game with Anaheim to match Cam Fowler (62) for seventh on the all-time franchise postseason games played list...**Brandon Montour** led all Anaheim skaters with a playoff career-high 26:46 TOI.

**PP:** 1-2 **PK:** 1-3 **SF:** 30 **SA:** 35  
**TOI:** Montour (26:46)  
**Three Stars:** 1. Couture 2. Lindholm 3. Hertl

### GAME 3 (APRIL 16, 2018) - ANAHEIM 1 @ SAN JOSE 8

**Rickard Rakell** scored Anaheim's lone goal on the power play in Anaheim's 8-1 setback to the San Jose Sharks at SAP Center...Rakell's first goal of the playoffs was assisted by **Brandon Montour** and **Ryan Getzlaf**, their first and second assists of the 2018 Stanley Cup Playoffs, respectively...several individual milestones were reached in Game 3: **Francois Beauchemin** became the first Anaheim defenseman to 100 career playoff games, **Ryan Kesler** appeared in his 100th career playoff game, **Andrew Cogliano** (63) surpassed Cam Fowler (62) for seventh on the all-time franchise games played list, and **Jakob Silfverberg** matched Scott Niedermayer (56) for ninth on the all-time franchise games played list.

**PP:** 1-3 **PK:** 4-8 **SF:** 46 **SA:** 36  
**TOI:** Lindholm (25:20)  
**Three Stars:** 1. Jones 2. Donskoi 3. Sorensen

### GAME 4 (APRIL 18, 2018) - ANAHEIM 1 @ SAN JOSE 2

The Ducks were eliminated from the 2018 Stanley Cup Playoffs following a 2-1 loss to the San Jose Sharks at SAP Center...**Andrew Cogliano**, who tied Samuel Pahlsson (64) for sixth on the all-time franchise games played list, scored Anaheim's goal in the third period for his first of the playoffs...**Ryan Kesler** drew an assist as did **Jakob Silfverberg**, who surpassed Scott Niedermayer (56) for ninth on the all-time franchise games played list...matching Jonas Hiller (26) for third on the all-time franchise games played list for goaltenders, **John Gibson** made 22 saves in his fourth appearance of the playoffs...**Francois Beauchemin** appeared in his final NHL game, recording two shots, two blocked shots and two hits in 21:22 TOI.

**PP:** 0-4 **PK:** 0-3 **SF:** 31 **SA:** 24  
**TOI:** Montour (28:32)  
**Three Stars:** 1. Jones 2. Hertl 3. Sorensen

# 2017 DUCKS PLAYOFF STATS

POS	NO.	Player	AVG											
			GP	TOI	G	A	P +/-	PIM	PP	SH	GW	S	%	
C	15	RYAN GETZLAF	17	24:10	8	11	19	+7	8	3	0	1	53	15.1
R	33	JAKOB SILFVERBERG	17	19:53	9	5	14	-4	6	2	0	2	61	14.8
C	67	RICKARD RAKELL	15	19:03	7	6	13	+13	0	0	0	0	48	14.6
R	10	COREY PERRY	17	17:52	4	7	11	+4	34	1	0	3	43	9.3
D	4	CAM FOWLER	13	26:30	2	7	9	-6	2	0	0	0	26	7.7
D	53	*SHEA THEODORE	14	17:25	2	6	8	+1	4	0	0	0	24	8.3
C	17	RYAN KESLER	17	21:21	1	7	8	-6	32	0	0	0	45	2.2
D	71	*BRANDON MONTOUR	17	19:11	0	7	7	+12	4	0	0	0	37	0.0
C	44	NATE THOMPSON	17	11:28	2	4	6	+6	6	0	0	1	12	16.7
D	45	SAMI VATANEN	12	22:07	1	5	6	-5	4	1	0	0	22	4.5
L	37	NICK RITCHIE	15	13:26	4	0	4	-1	46	0	0	2	27	14.8
R	18	PATRICK EAVES	7	16:53	2	2	4	0	6	0	0	0	19	10.5
D	47	HAMPUS LINDHOLM	17	22:00	1	3	4	+8	10	0	0	0	24	4.2
D	2	KEVIN BIEKSA	8	16:56	0	4	4	+5	23	0	0	0	10	0.0
C	21	CHRIS WAGNER	17	10:59	3	0	3	+1	6	0	0	1	18	16.7
L	7	ANDREW COGLIANO	17	13:49	1	2	3	-3	9	0	0	0	32	3.1
C	50	ANTOINE VERMETTE	17	13:59	1	2	3	-3	2	0	0	0	30	3.3
D	42	JOSH MANSON	17	20:32	0	3	3	-2	20	0	0	0	27	0.0
R	86	*ONDREJ KASE	9	10:32	2	0	2	+2	4	0	0	0	12	16.7
L	58	*NICOLAS KERDILES	4	9:22	0	1	1	+1	2	0	0	0	1	0.0
C	48	LOGAN SHAW	9	9:31	0	0	0	0	+4	0	0	0	7	0.0
D	5	KORBINIAN HOLZER	5	11:51	0	0	0	0	18	0	0	0	0	0.0
R	40	JARED BOLL	8	4:30	0	0	0	-1	5	0	0	0	3	0.0

NO.	PLAYER	GPI	MIN	AVG	W	L	OT	SO	GA	SA	SV%	G	A	PIM
36	JOHN GIBSON	16	878	2.59	9	5	0	0	38	466	.918	0	0	0
1	JONATHAN BERNIER	4	182	3.29	1	2	0	0	10	79	.873	0	0	0
<b>ANA GOALTENDING TOTALS</b>		<b>1060</b>	<b>2.71</b>	<b>10</b>	<b>7</b>	<b>0</b>	<b>0</b>	<b>48</b>	<b>545</b>	<b>.911</b>	<b>0</b>	<b>0</b>	<b>0</b>	<b>0</b>

\*=ROOKIE

The Anaheim Ducks ended the regular season riding a 14-game point streak (11-0-3) en route to clinching the Pacific Division for the fifth consecutive season. Anaheim became the seventh team in NHL history to win five consecutive division titles and the first to do so in the Pacific Division. The Ducks faced the Calgary Flames in the First Round of the Stanley Cup Playoffs and completed the fifth series sweep in franchise history. The Ducks went on to face the Edmonton Oilers in the Second Round, overcoming a 2-0 series deficit with three consecutive wins and a Game 7 win at Honda Center. The Second Round series win included a historic Game 5 comeback at Honda Center, where the Ducks completed the latest postseason rally in NHL history. That night Anaheim scored three goals in the final four minutes of regulation before **Corey Perry** ended the game in overtime. The game also featured the club's latest playoff game-tying goal when **Rickard Rakell** scored with 15 seconds remaining in the third period. The Ducks advanced to the Western Conference Final for the second time in the last three years, where they would face the Nashville Predators for a second consecutive postseason (2016 First Round). Anaheim would eventually fall in a decisive Game 6 at Bridgestone Arena. The Ducks wrapped up the 2017 playoffs with four multi-goal comeback victories, becoming the second team in the last 30 years to do so and falling one shy of the NHL record (5) set by the Philadelphia Flyers in 1987. **Ryan Getzlaf** ranked fifth among playoff leaders in scoring (8-11=19) and assists, and tied for fifth in goals (career high). **Jakob Silfverberg** ranked tied for third among postseason leaders in goals and tied for 10th in scoring (9-5=14). **John Gibson** started 16 games for the Ducks, going 9-5 with a .918 SV% and 2.59 GAA. Among NHL rookies, **Brandon Montour** ranked second in assists (7) while leading all rookies and ranking tied for second among NHL defensemen in plus/minus (+12).

# 2017 DUCKS PLAYOFF NOTES



## WESTERN CONFERENCE FIRST ROUND

### GAME 1 (APRIL 13, 2017) - ANAHEIM 3 VS. CALGARY 2

The Ducks opened the 2017 Stanley Cup Playoffs by claiming a Game 1 victory with a 3-2 decision over the Calgary Flames at Honda Center...**Ryan Getzlaf** recorded his 31st multi-point playoff game (1-1=2) to become the first player in franchise history and 12th active player to reach 100 points in the postseason...**Getzlaf** scored the opening tally on the power play 52 seconds into the game before earning the primary assist on **Rickard Rakell's** game-tying goal in the second period...**Jakob Silfverberg** added a pair of power-play points for his ninth career multi-point playoff game (1-1=2)...**Silfverberg's** goal marked his third career postseason GWG and first since a 2-1 victory in Game 2 of the First Round on Apr. 18, 2015 vs. Winnipeg...**Silfverberg's** two points moved him into a tie with **Rob Niedermayer** (27) for eighth on the all-time franchise playoff scoring list and also a tie with **Cam Fowler** (20) for seventh on the all-time club playoff assists list...**Shea Theodore** earned his first career playoff points (0-2=2) with a pair of assists on the power play, while **John Gibson** stopped 30-of-32 shots for his third career postseason victory...**Corey Perry** appeared in his 98th career playoff game, surpassing Francois Beauchemin (97) for sole possession of second on the all-time franchise games played list...in addition, **Andrew Cogliano** surpassed Sean O'Donnell (43) for sole possession of 10th on the all-time franchise games played list...**Ondrej Kase** and **Brandon Montour** each made their NHL playoff debut.

PP: 2-7 PK: 1-5 SF: 41 SA: 32  
TOI: Getzlaf (23:57)  
Three Stars: 1. Getzlaf 2. Silfverberg 3. Vatanen

### GAME 2 (APRIL 15, 2017) - ANAHEIM 3 VS. CALGARY 2

**Ryan Getzlaf** scored his sixth career postseason GWG with 4:46 remaining in the third period as Anaheim defeated Calgary, 3-2, to take a 2-0 series lead...**Getzlaf** recorded his second consecutive multi-point game (1-1=2) in the victory and won 86% of his faceoffs, representing a postseason career high...**Jakob Silfverberg** gave the Ducks an early lead 3:21 into the first period, marking his second goal in as many games and third point of the playoffs...with the goal, **Silfverberg** surpassed **Rob Niedermayer** (27) for eighth on the all-time franchise postseason scoring list...**Rickard Rakell** added his second goal of the postseason 3:23 after the **Silfverberg** tally, marking his first career postseason goal streak...**Shea Theodore** collected his team-leading third assist on the **Silfverberg** goal, while fellow rookie **Brandon Montour** registered his first career playoff point with the primary assist...**Patrick Eaves** and **Kevin Bieksa** each earned assists for the second consecutive game, and **John Gibson** stopped 35-of-37 shots for his fourth career postseason victory.

PP: 1-4 PK: 1-3 SF: 29 SA: 37  
TOI: Lindholm (26:33)  
Three Stars: 1. Getzlaf 2. Rakell 3. Montour

### GAME 3 (APRIL 17, 2017) - ANAHEIM 5 @ CALGARY 4 (OT)

The Ducks took a 3-0 lead in their First Round series against the Flames with a 5-4 overtime win at the Scotiabank Saddledome...Anaheim's rally from a three-goal deficit was the largest playoff comeback in club history...the last NHL team to rally from three down to win a playoff game was Calgary on Apr. 25, 2015 vs. Vancouver in the First Round (7-4 win)...the last road team to accomplish the feat was Chicago in the opening round on Apr. 15, 2015 at Nashville (4-3 win)...**Shea Theodore** (2-0=2) tied the club record for goals in a playoff game by a defenseman, the first since **Chris Pronger** in Game 3 of the CQF on Apr. 15, 2008 at Dallas...the only other rookie Anaheim defenseman to score twice in a playoff game was Francois Beauchemin in 2006 (Game 3 vs. Calgary,

CQF)...**Corey Perry**, who scored the game-winner at 1:30 of overtime, became the first player in club history to post a +5 rating (or higher) in a playoff game...**Perry** notched his second career overtime goal in the postseason (also Game 5 of 2015 SR vs. CGY) and joined **Nick Bonino**, **Paul Kariya**, **Scott Niedermayer** and **Petr Sykora** as the only players in franchise history to score two playoff overtime goals...**Perry** appeared in his 100th career playoff game, joining **Ryan Getzlaf** as the only two Anaheim players to reach the milestone...**Nate Thompson** and **Nick Ritchie** also scored for Anaheim, while **Jonathan Bernier** stopped all 16 shots in relief of **John Gibson** en route to his first career Stanley Cup Playoff win.

PP: 0-0 PK: 3-5 SF: 27 SA: 32  
TOI: Lindholm (24:07)  
Three Stars: 1. Perry 2. Bieksa 3. Bennett

### GAME 4 (APRIL 19, 2017) - ANAHEIM 3 @ CALGARY 1

Anaheim completed the fifth sweep in club history with a series-clinching 3-1 win against Calgary at the Scotiabank Saddledome...**Nate Thompson** scored the game-winning goal at 6:46 of the second period, his second goal in as many games and second career playoff GWG...**Patrick Eaves** and **Ryan Getzlaf** also scored for Anaheim, which became the first team to advance to the Second Round of the 2017 Stanley Cup Playoffs...**Corey Perry** and **Rickard Rakell** drew single assists in the win, while **John Gibson** turned aside 36-of-37 shots for the victory.

PP: 0-2 PK: 1-3 SF: 25 SA: 37  
TOI: Getzlaf (24:38)  
Three Stars: 1. Gibson 2. Monahan 3. Thompson

## WESTERN CONFERENCE SECOND ROUND

### GAME 1 (APRIL 26, 2017) - ANAHEIM 3 VS. EDMONTON 5

The Ducks suffered their first loss of the postseason with a 5-3 setback to the Edmonton Oilers in Game 1 of the Second Round at Honda Center...the loss was Anaheim's first in regulation since Mar. 10 at St. Louis, snapping a 15-0-3 streak that began on Mar. 12 through the First Round of the playoffs...**Ryan Getzlaf** (1-1=2) opened the scoring with his 33rd career playoff goal to tie **Corey Perry** for second in franchise history 37 seconds into the second period...**Patrick Eaves** and **Jakob Silfverberg** also scored 1:25 apart in the third period to tie the game at 3-3, each earning their fourth point of the postseason...with his goal, **Silfverberg** tied **Paul Kariya** (29) for seventh on the all-time franchise scoring list...in addition, linemate **Ryan Kesler** matched his playoff career high with two assists as part of his first multi-point game of the playoffs...with his first point of the postseason (assist), **Andrew Cogliano** tied **Samuel Pahlsson** (16) for 10th on the all-time franchise assists list...after missing the First Round due to injury, **Cam Fowler** earned his first point of the postseason (assist) to surpass **Silfverberg** (20) for seventh on the franchise all-time postseason assist list...**Fowler**, who led all skaters with 26:33 TOI, was appearing in his 50th career playoff game.

PP: 1-3 PK: 2-5 SF: 36 SA: 32  
TOI: Fowler (26:33)  
Three Stars: 1. Larsson 2. Getzlaf 3. Letestu

### GAME 2 (APRIL 28, 2017) - ANAHEIM 1 VS. EDMONTON 2

Edmonton jumped out to a two-goal lead almost halfway through the second period en route to a 2-1 victory over Anaheim at Honda Center...with the win, the Oilers took a 2-0 lead in the best-of-seven Second Round series...**Jakob Silfverberg** pulled the Ducks within one following a PPG at the 15:34 mark of the middle frame, marking his fourth goal of the playoffs and his second in as many games...with the goal, **Silfverberg** passed **Paul Kariya** (29) for seventh on the all-time franchise scoring list, while also tying **Francois Beauchemin** (10) and **Bobby Ryan** (10)

# 2017 DUCKS PLAYOFF NOTES

for eighth on the all-time franchise goals list...**Cam Fowler** and **Ryan Kesler** each earned an assist on the Silfverberg PPG, giving Fowler assists in consecutive games (0-2=2) and Kesler three assists in two contests.

**PP:** 1-4 **PK:** 1-4 **SF:** 40 **SA:** 23

**TOI:** Fowler (27:57)

**Three Stars:** 1. Talbot 2. Getzlaf 3. Fowler

## GAME 3 (APRIL 30, 2017) - ANAHEIM 6 @ EDMONTON 3

The Ducks defeated the Oilers, 6-3, at Rogers Place for their first win of their Second Round series... Anaheim's six goals tied a club postseason record that was accomplished on five previous occasions, twice previously on the road (last: Apr. 30, 2015 vs. CGY)...the Ducks' three goals in the first period also tied the club playoff record for most goals in the first period...**Rickard Rakell's** goal 25 seconds into the game marked Anaheim's fastest goal in playoff history...**Jakob Silfverberg** recorded his first career multi-goal playoff game (2-1=3) and matched a single-game career high for points...**Hampus Lindholm's** +5 rating tied the club postseason record, while **Brandon Montour's** +4 rating was a franchise best for rookies...**Ryan Getzlaf** collected two points along with his 34th career goal, one shy of Teemu Selanne's franchise lead...**Cam Fowler** tied Todd Marchant (52) for eighth on the all-time franchise games played list, **Andrew Cogliano** surpassed Samuel Pahlsson (16) for 10th on the all-time franchise assists list, **Ryan Kesler** tied Andy McDonald (12) for sixth on the all-time franchise goals list and **Jakob Silfverberg** passed Chris Pronger (30) for sixth on the all-time franchise scoring list...with the 6-3 final, Anaheim became the fifth team in Stanley Cup Playoffs history to surrender a lead of three goals-or-more and win by a margin of three-or-more...it also marked the second time in club history the Ducks surrendered a three-goal lead and won a playoff game (also Game 5 of 2015 WCF vs. CHI: 5-4 OT win).

**PP:** 0-4 **PK:** 0-3 **SF:** 28 **SA:** 27

**TOI:** Fowler (23:00)

**Three Stars:** 1. Silfverberg 2. Getzlaf 3. Lindholm

## GAME 4 (MAY 3, 2017) - ANAHEIM 4 @ EDMONTON 3 (OT)

**Ryan Getzlaf** recorded his first career multi-goal playoff game (2-2=4) and surpassed Teemu Selanne (35) for the all-time franchise lead in goals (36) in Anaheim's 4-3 overtime win at Rogers Place...Getzlaf matched his postseason career high in points, helping lead the Ducks to victory with an assist on **Jakob Silfverberg's** first career playoff OT goal 45 seconds into the extra period...Getzlaf and Silfverberg each scored their seventh goal of the playoffs, becoming the first players in club history to score seven goals through the first eight playoff games in any season...Getzlaf (7-6=13) also became the first player since Claude Giroux in 2011 (7-8=15) to score seven goals while also recording 12 or more points through the first eight playoff games in any season...Silfverberg, who scored the fourth GWG of his playoff career, tied the mark for second-fastest OT goal in Ducks playoff history, six seconds shy of the club record of 39 seconds set by Steve Thomas in Game 4 of the 2003 Final vs. New Jersey...with his goal, Silfverberg tied Scott Niedermayer (34) for fifth on the all-time team scoring list, and Matt Beleskey (13) for fifth on the all-time club goals list.

**PP:** 0-4 **PK:** 1-3 **SF:** 39 **SA:** 32

**TOI:** Getzlaf (25:56)

**Three Stars:** 1. Getzlaf 2. Silfverberg 3. Caggiula

## GAME 5 (MAY 5, 2017) - ANAHEIM 4 VS. EDMONTON 3 (2OT)

The Ducks rallied from a three-goal deficit late in the third period and scored at 6:57 of double overtime to defeat the Oilers, 4-3, at Honda Center...Anaheim became the first team in Stanley Cup Playoffs history to force OT when trailing by three goals with less than four minutes left in regulation (3:16 left in

regulation when Anaheim made it 3-1)...Game 5 was Anaheim's 11th multiple overtime game in franchise history and its longest since a triple-OT Game 2 in the WCF on May 19, 2015 vs. Chicago...The Ducks set a franchise playoff record for most shots in a game with 64, breaking the previous record of 63 established in Game 5 of the CSF on May 3, 2007 vs. Vancouver...**Corey Perry** scored his third career OT goal in the postseason to take sole possession of first place in franchise history, completing a three-point night (1-2=3)...**Rickard Rakell** scored the game-tying goal with 15 seconds remaining in regulation, the latest equalizer in franchise playoff history...**Ryan Getzlaf** sparked the comeback at 16:44 of the third period with his career-high eighth playoff goal, followed by **Cam Fowler's** goal at 17:19.

**PP:** 0-4 **PK:** 1-3 **SF:** 64 **SA:** 38

**TOI:** Kesler (35:07)

**Three Stars:** 1. Perry 2. Getzlaf 3. Rakell

## GAME 6 (MAY 7, 2017) - ANAHEIM 1 @ EDMONTON 7

Edmonton jumped out to a five-goal lead in the first period en route to a 7-1 win over the Ducks in Game 6 at Rogers Place...with the victory, the Oilers tied the series at three games apiece as the home team won for the second consecutive game following four consecutive wins by the road team...**Rickard Rakell** scored Anaheim's lone goal at 8:56 of the second period, extending his postseason goal streak to a career-high four consecutive games (4-1=5) and one shy of the franchise record...**Corey Perry** and **Cam Fowler** drew assists on the Rakell goal, giving the pair points in three consecutive games (1-4=5) and two straight (1-2=3), respectively...with his assist, Fowler tied Paul Kariya (29) for eighth on the all-time franchise scoring list, while also surpassing Chris Pronger (23) and **Jakob Silfverberg** (23) for sixth on the all-time franchise assist list and third among defensemen...in addition, **Andrew Cogliano** appeared in his 53rd career playoff game to pass Todd Marchant (52) for ninth on the all-time franchise games played list.

**PP:** 0-3 **PK:** 2-7 **SF:** 35 **SA:** 35

**TOI:** Getzlaf (22:18)

**Three Stars:** 1. Draisaitl 2. Letestu 3. Talbot

## GAME 7 (MAY 10, 2017) - ANAHEIM 2 VS. EDMONTON 1

The Ducks defeated the Oilers, 2-1, in Game 7 at Honda Center to win their Second Round series and advance to the 2017 Western Conference Final...the series victory represented the first time in franchise history that Anaheim erased a 2-0 series deficit and advanced to the next round...prior to Anaheim's series win, NHL teams had an all-time series record of 48-309 when losing the first two games of a series (13.4 win percentage)...**Nick Ritchie** scored his second goal of the playoffs, his first career GWG, at 3:21 of the third period to give Anaheim the one-goal lead...**Sami Vatanen** earned his first point of the playoffs with an assist on the goal, while **Corey Perry** notched his seventh assist and extended his point streak to four games (1-5=6)...**Andrew Cogliano** tied the game at 1-1 with his first goal of the postseason at 8:55 of the second period...**Ryan Kesler** and **Brandon Montour** each drew assists on the Cogliano tally...**John Gibson** earned his first career Game 7 victory, turning aside 23-of-24 shots...in addition, **Cam Fowler** appeared in his 56th career playoff game to match Scott Niedermayer for seventh on the franchise all-time games played list and second among defensemen.

**PP:** 0-1 **PK:** 0-1 **SF:** 30 **SA:** 24

**TOI:** Lindholm (24:24)

**Three Stars:** 1. Ritchie 2. Cogliano 3. Talbot



# 2017 DUCKS PLAYOFF NOTES



## WESTERN CONFERENCE FINAL

### GAME 1 (MAY 12, 2017) - ANAHEIM 2 VS. NASHVILLE 3 (OT)

The Ducks were defeated by the Nashville Predators, 3-2, in overtime in the opening game of the 2017 Western Conference Final at Honda Center... Nashville's James Neal scored the OT winner at 9:24 of the fourth period, snapping Anaheim's three-game win streak in contests going beyond regulation...**Jakob Silfverberg** opened the scoring in the Conference Final at 5:15 of the first period, marking his eighth goal of the playoffs (unassisted)...with the goal, Silfverberg tied Paul Kariya (14) for fourth on the franchise all-time goals list...following a pair of Nashville goals, **Hampus Lindholm** tied the game, 2-2, at the 7:21 mark of the third period with his first goal of the postseason...**Nate Thompson** earned the lone assist on the goal, his third of the playoffs...**John Gibson** made a postseason career-high 43 saves (previous best; 39 saves on May 12, 2014 vs. LA) on 46 shots...**Cam Fowler** appeared in his 57th career playoff game to surpass Scott Niedermayer (56) for seventh on the all-time franchise games played list and second among defensemen.

PP: 0-4 PK: 0-5 SF: 29 SA: 46

TOI: Fowler (31:22)

Three Stars: 1. Neal 2. Gibson 3. Rinne

### GAME 2 (MAY 14, 2017) - ANAHEIM 5 VS. NASHVILLE 3

The Ducks overcame a two-goal first-period deficit to defeat the Predators, 5-3, at Honda Center and tie the series at a game apiece...the win marked the fourth time that Anaheim claimed victory after overcoming a multi-goal deficit in the 2017 Stanley Cup Playoffs...Anaheim's first four goal scorers were 26 or under, including **Jakob Silfverberg** (26), **Sami Vatanen** (25), **Nick Ritchie** (21) and **Ondrej Kase** (21)...Ritchie collected his second GWG at 17:07 of the second period, marking his second game-winner in a three-game stretch...**Ryan Getzlaf** tied his playoff career high in assists (0-3=3) with his first multi-assist contest of the postseason...Kase helped the Ducks to their second tie of the game (3-3) with his first career playoff goal at 10:41 of the second period...Silfverberg originally tied the game at 2-2 with his team-leading ninth goal of the playoffs 39 seconds into the second period...with the goal, Silfverberg (17-25=42) surpassed Paul Kariya (14) for fourth on the all-time franchise goals list while also passing Nicklas Lidstrom (41) for the third-most points by a Swedish-born NHL player before reaching the age of 27...Vatanen scored his first goal of the postseason on the power play with 60 seconds remaining in the first period, tying Ruslan Salei (5) for fourth on the all-time franchise goals list for defensemen...**Cam Fowler** also collected his first multi-assist game of the playoffs (0-2=2) to pass Chris Pronger (30) for seventh on the all-time franchise scoring list and third among defensemen.

PP: 1-2 PK: 0-3 SF: 27 SA: 33

TOI: Fowler (25:37)

Three Stars: 1. Kase 2. Vatanen 3. Arvidsson

### GAME 3 (MAY 16, 2017) - ANAHEIM 1 @ NASHVILLE 2

Roman Josi scored a power-play goal with under three minutes remaining in regulation to propel the Predators to a 2-1 win over the Anaheim Ducks at Bridgestone Arena...**Corey Perry** opened the scoring with his own power-play tally at the 15:35 mark of the second period...Perry's goal was the 35th of his playoff career, tying Teemu Selanne (35) for second on the all-time franchise goals list...**Rickard Rakell** and **Sami Vatanen** drew assists on the Anaheim goal, giving them both points in consecutive games...**John Gibson** turned away 38-of-40 shots, marking his second-most saves and shots faced of the playoffs.

PP: 1-2 PK: 1-4 SF: 20 SA: 40

TOI: Fowler (25:37)

Three Stars: 1. Josi 2. Forsberg 3. Rinne

### GAME 4 (MAY 18, 2017) - ANAHEIM 3 @ NASHVILLE 2 (OT)

**Corey Perry** scored his third overtime winner of the playoffs for a 3-2 victory at Bridgestone Arena as the Ducks evened the Western Conference Final at 2-2... Perry matched the NHL record for most overtime goals in a playoff year (Mel Hill in 1939 and Maurice Richard in 1951), passed Teemu Selanne (35) for second on the all-time franchise playoff goals list and matched Selanne (8) for the all-time franchise lead in playoff GWG...the Ducks improved to 4-1 in overtime games in the playoffs, including a 1-1 mark at home and 3-0 record on the road...Anaheim jumped out to a two-goal lead halfway through the game courtesy of goals from **Rickard Rakell** and **Nick Ritchie**...**Cam Fowler**, **Nate Thompson** and **Sami Vatanen** were credited with single assists as Fowler surpassed Scott Niedermayer (26) for fifth on the all-time franchise assist list and second among defensemen...the Ducks opened the game by setting a franchise record for fewest shots allowed in a period by outshooting the Predators 14-2...**John Gibson** turned aside 32-of-34 shots en route to his ninth win of the playoffs... Anaheim also snapped Nashville's 10-game playoff home win streak that began following a 4-1 loss to the Ducks in Game 4 of the 2016 First Round.

PP: 0-2 PK: 0-5 SF: 36 SA: 34

TOI: Fowler (28:10)

Three Stars: 1. Thompson 2. Subban 3. Rakell

### GAME 5 (MAY 20, 2017) - ANAHEIM 1 VS. NASHVILLE 3

Nashville scored the go-ahead goal with just under nine minutes remaining in regulation en route to a 3-1 victory in Game 5 and a 3-2 series lead...the loss for Anaheim snapped its seven-game win streak in Game 5s dating to a 3-2 overtime victory in the 2013 Western Conference Quarterfinal on May 8, 2013 vs. Detroit... **Chris Wagner** opened the scoring with his second goal of the playoffs at the 12:46 mark of the second period...**Brandon Montour** and **Jakob Silfverberg** each earned assists on the goal as Silfverberg surpassed Chris Pronger (23) for sole possession of seventh on the all-time franchise playoff assists list.

PP: 0-4 PK: 1-2 SF: 33 SA: 29

TOI: Getzlaf (24:29)

Three Stars: 1. Rinne 2. Aberg 3. Wagner

### GAME 6 (MAY 22, 2017) - ANAHEIM 3 VS. NASHVILLE 6

The Predators advanced to the Stanley Cup Final with a 6-3 victory over the Ducks in Game 6 of the Western Conference Final at Bridgestone Arena...the Ducks outshot the Predators, 41-18, tying the fourth-largest shot advantage in franchise playoff history (+23)... Anaheim overcame a pair of two-goal deficits in the game, including two goals in the span of 3:52 during the third period to tie the game at three...**Sami Vatanen** led the Ducks with two assists and **Chris Wagner** scored for the second consecutive game... **Jonathan Bernier** made his first career postseason start, stopping 14-of-18 shots in the season-ending defeat.

PP: 0-4 PK: 3-3 SF: 41 SA: 18

TOI: Fowler (26:05)

Three Stars: 1. Sissons 2. Watson 3. Aberg

# 2016 DUCKS PLAYOFF STATS

POS	NO.	Player	AVG										
			GP	TOI	G	A	P +/-	PIM	PP	SH	GW	S	%
C	15	RYAN GETZLAF	7	22:05	2	3	5 +4	4	1	0	0	22	9.1
R	33	JAKOB SILFVERBERG	7	16:55	0	5	5 +1	6	0	0	0	15	0.0
C	17	RYAN KESLER	7	20:07	4	0	4 +2	0	2	0	0	15	26.7
L	7	ANDREW COGLIANO	7	14:23	2	2	4 -1	0	0	0	0	6	33.3
D	45	SAMI VATANEN	7	23:03	1	3	4 +4	6	0	0	1	12	8.3
R	10	COREY PERRY	7	17:49	0	4	4 -7	6	0	0	0	21	0.0
L	57	DAVID PERRON	7	15:47	1	2	3 +3	8	0	0	0	16	6.3
D	4	CAM FOWLER	7	25:22	1	2	3 -2	4	1	0	0	11	9.1
R	29	CHRIS STEWART	7	9:33	1	2	3 +2	0	0	0	0	7	14.3
D	47	HAMPUS LINDHOLM	7	23:34	0	3	3 +6	0	0	0	0	14	0.0
C	44	NATE THOMPSON	7	13:07	2	0	2 0	2	0	0	1	10	20.0
L	88	JAMIE MCGINN	7	10:06	2	0	2 -2	2	0	0	1	5	40.0
C	67	RICKARD RAKELL	7	15:02	1	1	2 -4	0	0	0	0	13	7.7
C	16	RYAN GARBUTT	7	9:48	1	0	1 +3	6	0	0	0	7	14.3
D	2	KEVIN BIEKSA	6	19:42	0	1	1 +1	2	0	0	0	11	0.0
C	22	SHAWN HORCOFF	5	7:48	0	1	1 0	2	0	0	0	3	0.0
D	24	SIMON DESPRES	7	17:25	0	0	0 -5	6	0	0	0	4	0.0
D	53	*SHEA THEODORE	6	14:17	0	0	0 -1	0	0	0	0	6	0.0
C	62	*CHRIS WAGNER	2	7:39	0	0	0 0	0	0	0	0	1	0.0
D	3	CLAYTON STONER	1	7:32	0	0	0 -1	0	0	0	0	0	0.0
D	42	JOSH MANSON	1	4:44	0	0	0 0	0	0	0	0	1	0.0

NO.	PLAYER	GPI	MIN	AVG	W	L	OT	SO	GA	SA	SV%	G	A	PIM
31	FREDERIK ANDERSEN	5	297	1.41	3	2	0	1	7	132	.947	0	0	0
36	JOHN GIBSON	2	117	3.08	0	2	0	0	6	60	.900	0	0	0
<b>ANA GOALTENDING TOTALS</b>		<b>7</b>	<b>420</b>	<b>2.00</b>	<b>3</b>	<b>4</b>	<b>0</b>	<b>1</b>	<b>14</b>	<b>193</b>	<b>.927</b>	<b>0</b>	<b>0</b>	<b>0</b>

\*=ROOKIE

The Anaheim Ducks entered the 2016 Stanley Cup Playoffs as Pacific Division Champions for the fourth straight year and faced Nashville in the First Round for the second time in franchise history. After dropping Games 1 and 2 on home ice, the Ducks rallied to win three consecutive games to take a 3-2 series lead. It marked the third Stanley Cup Playoff series since 2007 in which the road team won the first four games, with the Ducks being part of two of those series. Nashville responded with a win in Game 6 before taking the decisive Game 7 at Honda Center, 2-1, to advance to the Second Round. **Ryan Getzlaf** (2-3=5) and **Jakob Silfverberg** (0-5=5) co-led the Ducks in scoring, while **Ryan Kesler** paced Anaheim in goals (4). Kesler's 80.0 faceoff win percentage (24-of-30) in Game 5 marked the best playoff performance since Rod Brind'Amour won 28-of-34 (82.4%) in Game 1 of the 2006 SCF on June 5 vs. EDM (min. 30 attempts). **Hampus Lindholm** posted a career-high +6 rating and added 0-3=3 points from the blueline. **Frederik Andersen** (3-2) started Games 3-7 for the Ducks, allowing just seven goals (1.41 GAA) with a .947 SV% and one shutout (Game 3). Andersen also posted a career-high 91:26 postseason shutout sequence between Games 3 and 4.

# 2016 DUCKS PLAYOFF NOTES



## WESTERN CONFERENCE FIRST ROUND

### GAME 1 (APRIL 15, 2016) - ANAHEIM 2 VS. NASHVILLE 3

Game 1 of the 2016 First Round series between the Ducks and Predators opened with a 3-2 Nashville win at Honda Center...the loss snapped Anaheim's three-game win streak in series openers...six different players reached the scoresheet for Anaheim, including goal scorers **Ryan Getzlaf** at 17:39 of the first period and **Ryan Kesler** at 48 seconds of the second...Getzlaf appeared in his 98th career playoff game, surpassing Francois Beauchemin for the all-time franchise lead in postseason appearances.

**PP:** 1-4 **PK:** 0-3 **SF:** 29 **SA:** 33  
**TOI:** Fowler (28:31)

**Three Stars:** 1. Neal 2. Lindholm 3. Ellis

### GAME 2 (APRIL 17, 2016) - ANAHEIM 2 VS. NASHVILLE 3

The Ducks fell to the Predators, 3-2, for the second straight contest in Game 2 at Honda Center...**Andrew Cogliano** co-led all skaters in scoring with his second career multi-point playoff game (1-1=2)...Cogliano opened the scoring with his first of the playoffs, an unassisted tally at 14:20 of the first period...Nashville responded with three consecutive goals beginning late in the first period through the end of the second to secure the win...**Nate Thompson** brought Anaheim back to within one with his fourth career postseason goal at 17:16 of the third, assisted by Cogliano and **Jakob Silfverberg**...on the blueline, **Cam Fowler** surpassed Sean O'Donnell for sole possession of third on the all-time franchise games played list for defensemen and ninth overall (44 games).

**PP:** 0-1 **PK:** 1-5 **SF:** 29 **SA:** 27  
**TOI:** Vatanen (23:22)

**Three Stars:** 1. Rinne 2. Thompson 3. Josi

### GAME 3 (APRIL 19, 2016) - ANAHEIM 3 @ NASHVILLE 0

With a 3-0 victory in Game 3 at Bridgestone Arena, the Ducks earned their first postseason shutout on the road since Game 4 of the 2014 Second Round on May 10 at Los Angeles...**Frederik Andersen** picked up his second career playoff shutout, stopping all 27 shots faced to improve his career postseason record to 15-7...**Chris Stewart** led all skaters in scoring with his third career multi-point playoff game (1-1=2) and a career-high +2 rating...**Jamie McGinn** scored his first career playoff GWG at 10:05 of the first period in his 32nd career postseason appearance...**Rickard Rakell** added his first goal of the postseason at 11:33 of the second period...**Ryan Getzlaf** became the first Duck in franchise history to appear in 100 career playoff games.

**PP:** 0-2 **PK:** 0-5 **SF:** 21 **SA:** 27  
**TOI:** Fowler (23:06)

**Three Stars:** 1. Andersen 2. Stewart 3. Forsberg

### GAME 4 (APRIL 21, 2016) - ANAHEIM 4 @ NASHVILLE 1

Anaheim evened its First Round series at 2-2 with a 4-1 victory over the Predators at Bridgestone Arena...the result marked only the third Stanley Cup playoff series since 2007 in which the road team won the first four games with the Ducks being part of two of those series...the others were between the Canadiens and Bruins in the 2011 CQF, and the Ducks and Kings in the 2014 Second Round...**Frederik Andersen** made 30 saves en route to his second consecutive win and 16th of his playoff career...Andersen's lone goal allowed at 11:26 of the

second period snapped a postseason career-high 91:26 shutout streak...Anaheim's goal scorers included **Ryan Getzlaf**, **Nate Thompson** (first career playoff GWG), **Jamie McGinn** and **Andrew Cogliano**...with the victory, the Ducks improved their all-time record in the fourth game of a series to 16-9.

**PP:** 0-5 **PK:** 0-6 **SF:** 25 **SA:** 31  
**TOI:** Fowler (25:54)

**Three Stars:** 1. Andersen 2. Thompson 3. Fisher

### GAME 5 (APRIL 23, 2016) - ANAHEIM 5 VS. NASHVILLE 2

The Ducks won their sixth consecutive Game 5, 5-2, to take a 3-2 series lead in their First Round matchup with the Predators at Honda Center...Anaheim, which won its third straight game overall, improved to 5-0 in postseason day games over the last 10 years and 6-0-1 since the start of the 2015-16 regular season...going 3-for-3 on the penalty kill, the Ducks pushed their PK% to 95.5%...**Frederik Andersen** stopped 27-of-29 shots en route to his third consecutive victory (3-0)...five different players scored for Anaheim, including **David Perron**, **Ryan Garbutt**, **Sami Vatanen**, **Cam Fowler** and **Ryan Kesler**...Perron (1-1=2), Vatanen (1-1=2), **Ryan Getzlaf** (0-2=2) and **Jakob Silfverberg** (0-2=2) all finished with multi-point games...Kesler's 80.0 FOW% (24-of-30) was the best playoff performance since Rod Brind'Amour won 28-of-34 (82.4%) in Game 1 of the 2006 SCF on June 5 vs. Edmonton (min. 30 attempts).

**PP:** 1-7 **PK:** 0-3 **SF:** 32 **SA:** 29  
**TOI:** Fowler (23:50)

**Three Stars:** 1. Garbutt 2. Perron 3. Andersen

### GAME 6 (APRIL 25, 2016) - ANAHEIM 1 @ NASHVILLE 3

**Ryan Kesler** collected his third goal of the playoffs for Anaheim's lone score in a 3-1 loss to the Predators at Bridgestone Arena...the result marked the Ducks' first road setback of the series and evened the seven-game set at 3-3...**Corey Perry** and **Cam Fowler** earned their fourth and second assists of the postseason, respectively, on the Kesler tally...**Frederik Andersen**, who surpassed Jonas Hiller (26) for sole possession of second on the all-time franchise games played list for goaltenders, turned aside 23-of-25 shots in his first loss of the 2016 Stanley Cup Playoffs...the Ducks outshot the Predators, 27-26, and were led by **Kevin Bieksa**, who recorded a game-high five shots.

**PP:** 1-2 **PK:** 0-1 **SF:** 27 **SA:** 26  
**TOI:** Fowler (26:34)

**Three Stars:** 1. Neal 2. Rinne 3. Ekholm

### GAME 7 (APRIL 27, 2016) - ANAHEIM 1 VS. NASHVILLE 2

The Predators advanced to the Second Round of the Stanley Cup Playoffs with a 2-1 victory over the Ducks at Honda Center...**Ryan Kesler** extended his goal scoring streak to a career-tying three straight games at 1:45 of the third period, marking the Ducks' lone tally and his fourth of the postseason...Anaheim outshot Nashville, 28-10, over the final two periods and 37-20 overall...**Frederik Andersen** stopped 18-of-20 shots in the season-ending defeat.

**PP:** 1-4 **PK:** 0-3 **SF:** 37 **SA:** 20  
**TOI:** Lindholm (27:15)

**Three Stars:** 1. Rinne 2. Kesler 3. Getzlaf

# 2015 DUCKS PLAYOFF STATS

## AVG

POS	NO.	Player	GP	TOI	G	A	P +/-	PIM	PP	SH	GW	S	%
C	15	RYAN GETZLAF	16	22:25	2	18	20 +6	6	2	0	0	48	4.2
R	10	COREY PERRY	16	19:54	10	8	18 +6	14	2	0	2	64	15.6
R	33	JAKOB SILFVERBERG	16	19:01	4	14	18 +6	16	1	0	1	41	9.8
C	17	RYAN KESLER	16	20:28	7	6	13 +2	24	1	0	1	33	21.2
L	19	PATRICK MAROON	16	17:55	7	4	11 +4	6	3	0	1	42	16.7
D	45	SAMI VATANEN	16	21:13	3	8	11 +5	8	0	0	0	35	8.6
D	4	CAM FOWLER	16	23:07	2	8	10 +5	2	0	0	0	28	7.1
D	47	HAMPUS LINDHOLM	16	23:15	2	8	10 +2	10	0	0	0	21	9.5
L	39	MATT BELESKEY	16	15:59	8	1	9 -4	2	3	0	3	45	17.8
C	7	ANDREW COGLIANO	16	16:15	3	6	9 +9	4	0	0	0	47	6.4
D	23	FRANCOIS BEAUCHEMIN	16	25:24	0	9	9 +4	2	0	0	0	25	0.0
D	24	SIMON DESPRES	16	20:46	1	6	7 +4	6	0	0	1	17	5.9
C	44	NATE THOMPSON	12	15:28	2	4	6 +5	6	0	0	0	13	15.4
R	21	KYLE PALMIERI	16	13:11	1	3	4 +1	4	0	0	1	35	2.9
L	16	EMERSON ETEM	12	11:42	3	0	3 +1	0	0	0	0	23	13.0
D	3	CLAYTON STONER	16	18:13	1	0	1 +4	10	0	0	0	17	5.9
C	67	*RICKARD RAKELL	16	11:32	1	0	1 -2	2	0	0	1	20	5.0
L	14	TOMAS FLEISCHMANN	6	10:38	0	1	1 0	0	0	0	0	6	0.0
R	18	TIM JACKMAN	9	6:32	0	0	0 -1	12	0	0	0	3	0.0
L	46	*JIRI SEKAC	7	11:23	0	0	0 0	2	0	0	0	6	0.0
R	62	*CHRIS WAGNER	2	5:32	0	0	0 0	0	0	0	0	0	0.0

NO.	PLAYER	GPI	MIN	AVG	W	L	OT	SO	GA	SA	SV%	G	A	PIM
31	FREDERIK ANDERSEN	16	1050	2.34	11	5	3	1	41	472	.913	0	0	0
<b>ANA GOALTENDING TOTALS</b>		<b>16</b>	<b>1050</b>	<b>2.34</b>	<b>11</b>	<b>5</b>	<b>3</b>	<b>1</b>	<b>41</b>	<b>472</b>	<b>.913</b>	<b>0</b>	<b>0</b>	<b>0</b>

\*=ROOKIE

The Anaheim Ducks went 11-5 in the 2015 Stanley Cup Playoffs, falling one win shy of an appearance in the Stanley Cup Final. The Ducks opened the postseason with a First Round sweep of the Winnipeg Jets, the club's fourth sweep in team history and first since the 2006 CSF vs. Colorado. Anaheim became the first team to win four straight postseason games via comeback (trailing at any point in game) since 2012 when New Jersey did so vs. Philadelphia in the CSF. The Ducks were also the first team in NHL history to win three consecutive playoff games when trailing at any point in the third period of all three games during Games 1-3. Anaheim faced the Calgary Flames in the Second Round, earning a 4-1 series victory. The Ducks tied a club playoff record for goals in a 6-1 win in Game 1 and matched a franchise record with their sixth straight postseason win in Game 2. Anaheim reached the Western Conference Final for the first time since 2007, facing the Chicago Blackhawks. The Conference Final was tied on three different occasions and featured three games to go to overtime, including a triple-OT contest in Game 2. Reaching Game 7, the Blackhawks eventually prevailed with a 5-3 win. **Ryan Getzlaf** co-led the Stanley Cup Playoffs in assists (18) and ranked sixth in scoring (2-18=20), while **Jakob Silfverberg** ranked third (14) in assists and tied for seventh in points (4-14=18). **Corey Perry** finished the postseason tied for third among league leaders in goals (10) and tied for seventh in points (10-8=18). Among NHL goaltenders, **Frederik Andersen** ranked tied for third in playoff wins (11).

# 2015 DUCKS PLAYOFF NOTES



## WESTERN CONFERENCE FIRST ROUND

### GAME 1 (APRIL 16, 2015) - APRIL 16, 2015 - ANAHEIM 4 VS. WINNIPEG 2

The Anaheim Ducks began their 2015 Stanley Cup Playoff First Round series vs. the Winnipeg Jets with a 4-2 win at Honda Center...**Corey Perry** tied a franchise record with four points (2-2=4) in a playoff game, matching Joffrey Lupul (4-0=4, Game 3 of the CSF, May 9, 2006 @ COL) and Andy McDonald (3-1=4, Game 1 of the CSF, Apr. 25, 2007 vs. VAN)...Perry became only the fourth player in the last 15 years to score the tying and winning goals in the third period of the same playoff game...the three other players were EDM's Ales Hensky (2006 vs. DET), Lupul (2006 vs. COL) and NSH's J.P. Dumont (2010 vs. CHI)...Perry also tied single-game playoff career bests in goals (second time, last: May 7, 2009 vs. DET, CSF Game 4; 2-0=2) and assists (sixth time, last: Apr. 20, 2011 @ NSH, CQF Game 4)...he earned his seventh career PPG, fourth career GWG and 35th and 36th career assists in the win...with his four-point night, Perry surpassed Teemu Selanne for sole possession of second on the franchise's all-time postseason assists list, matched Samuel Pahlsson (4) for fourth on the all-time franchise GWG list and tied Andy McDonald (7) for fourth on the all-time franchise PPG list...**Ryan Getzlaf** notched 1-2=3 points, matching single-game playoff career highs in assists (eighth time, last: May 3, 2014 vs. LA, Second Round Game 1) and points (fourth time, last: Apr. 25, 2014 vs. DAL, First Round Game 5; 1-2=3)...Getzlaf's two assists marked the 50th and 51st of his career, while his goal was his 26th...**Sami Vatanen** tied franchise playoff records for defensemen in points (1-2=3) and assists...Vatanen matched a club record for points by a defenseman originally set by J.J. Daigneault (2-1=3) in Game 2 of the CQF on Apr. 18, 1997 vs. PHX and tied by Chris Pronger (2-1=3) in Game 3 of the CQF on Apr. 15, 2008 @ DAL...he also tied a club record for assists by a defenseman, last accomplished by Francois Beauchemin in Game 1 of the First Round on Apr. 16, 2014 vs. DAL...**Fredrik Andersen** stopped 25-of-27 shots, including all 10 faced in the third period, for his fourth career postseason victory.

PP: 2-3 PK: 0-3 SF: 33 SA: 27  
TOI: Beauchemin (22:33)  
Three Stars: 1. Perry 2. Getzlaf 3. Beauchemin

### GAME 2 (APRIL 18, 2015) - ANAHEIM 2 VS. WINNIPEG 1

**Jakob Silfverberg** scored the latest go-ahead goal in regulation in team playoff history at 19:39 of the third period to lead the Ducks to a 2-1 win vs. the Jets in Game 2...Silfverberg earned the latest tiebreaking goal in regulation in the last 287 Stanley Cup Playoff games - since VAN's Raffi Torres scored at 19:41 of the third period to lead his club to a 1-0 win in Game 1 of the SCF, June 1, 2011 vs. BOS...**Ryan Kesler** earned assists on both the Silfverberg and Torres goals...Sandis Ozolinsh set the previous franchise record with 1:06 remaining in the third period of a 4-3 win in Game 6 of the CSF on May 5, 2003...**Patrick Maroon** provided the game-tying goal at 10:43 of the third period, marking his third career playoff tally...**Ryan Getzlaf** and **Cam Fowler** earned assists on Maroon's goal, while **Simon Despres** recorded his first career postseason point (assist) on Silfverberg's GWG...**Fredrik Andersen** turned aside 25-of-27 shots for his second consecutive playoff win and fifth of his career.

PP: 1-4 PK: 0-4 SF: 39 SA: 29  
TOI: Getzlaf (24:45)  
Three Stars: 1. Silfverberg 2. Vatanen 3. Getzlaf

### GAME 3 (APRIL 20, 2015) - ANAHEIM 5 @ WINNIPEG 4 OT

The Ducks overcame their third consecutive third-period deficit to defeat the Winnipeg Jets, 5-4, in overtime at MTS Centre...with the victory, Anaheim became the first team in NHL history to win three consecutive playoff games when trailing at any point in the third period of all three games...**Rickard Rakell** became the youngest player in franchise history to score a playoff OT goal at 21 years and 350 days, clinching Anaheim's win at 5:12 of overtime...**Andrew Cogliano** (0-3=3) and **Jakob Silfverberg** (1-2=3) both set playoff career highs in points and assists, while **Francois Beauchemin** (0-2=2) matched his postseason career best in points (ninth time) and assists (sixth time)...other Anaheim goal scorers included **Cam Fowler** (first), **Corey Perry** (team-leading third) and **Ryan Kesler**, who scored the game-tying goal at 17:46 of the third period...**Fredrik Andersen** stopped 31-of-35 shots en route to his third straight win.

PP: 0-3 PK: 1-3 SF: 31 SA: 35  
TOI: Beauchemin (25:44)  
Three Stars: 1. Little 2. Silfverberg 3. Myers

### GAME 4 (APRIL 22, 2015) - ANAHEIM 5 @ WINNIPEG 2

Anaheim advanced to the Second Round with a 5-2 victory over the Winnipeg Jets at MTS Centre...the Ducks' series sweep was the fourth in club history (also COL in 2006 CSF, MIN in 2003 WCF and DET in 2003 CQF), while the win marked the team's first four-game playoff winning streak since a five-game streak from May 17-30, 2007 (Games 4-6 WCF vs. DET & Games 1-2 of SCF vs. OTT)...the Ducks became the first team to win four straight postseason games via comeback (trailing at any point in game) since 2012 when NJ did so vs. PHI in the CSF (May 1-8, 2012)...**Ryan Kesler** scored a game-high two goals (2-0=2), marking his fourth career multi-goal playoff game and first since May 3, 2013 w/VAN vs. SJ...Kesler also recorded his third GWG goal in the postseason and first since doing so in consecutive outings on May 3-5, 2011 w/VAN @ NSH...**Andrew Cogliano**, **Emerson Etem** and **Sami Vatanen** also scored for the Ducks, who advanced to the Second Round for the sixth time in the last 12 NHL seasons (also 2003, 2006, 2007, 2009, 2014)...**Fredrik Andersen** won his fourth consecutive game, turning aside 25-of-27 shots.

PP: 0-1 PK: 1-3 SF: 35 SA: 27  
TOI: Beauchemin (22:50)  
Three Stars: 1. Kesler 2. Cogliano 3. Stuart

## WESTERN CONFERENCE SECOND ROUND

### GAME 1 (APRIL 30, 2015) - ANAHEIM 6 VS. CALGARY 1

The Ducks opened their Second Round series with a 6-1 victory over the Calgary Flames at Honda Center...Anaheim's six goals matched a club single-game playoff record, accomplished four times previously...**Corey Perry** (2-2=4) and **Ryan Getzlaf** (1-3=4) both tied a franchise record for points in a playoff game, marking the fourth and fifth four-point games in club history and the second of Perry's career (2015 First Round Game 1 vs. WPG)...Getzlaf set personal single-game playoff career highs in both points and assists as he and Perry became the first set of Ducks teammates to each collect four points in the same postseason game...**Emerson Etem**, **Patrick Maroon** and **Matt Beleskey** also scored for Anaheim, which posted its first five-game playoff win streak since May 17-30, 2007 (Games 4-6 WCF & Games 1-2 of SCF vs. OTT)...**Fredrik Andersen** became the first Anaheim goaltender to win five straight postseason games since J.S. Giguere from May 17-30, 2007, stopping 23-of-24 shots.

PP: 0-3 PK: 2-4 SF: 35 SA: 24  
TOI: Fowler (21:49)  
Three Stars: 1. Perry 2. Getzlaf 3. Vatanen

# 2015 DUCKS PLAYOFF NOTES

## GAME 2 (MAY 3, 2015) - ANAHEIM 3 VS. CALGARY 0

Anaheim tied a franchise record with their sixth straight playoff win, earning a 3-0 victory over the Calgary Flames in Game 2 at Honda Center...**Frederik Andersen** matched a franchise playoff record with his sixth consecutive win, stopping all 30 shots for his first career postseason shutout...with 0-2=2 points, **Corey Perry** (27-42=69) tied Teemu Selanne (69) for second place on the franchise's all-time playoff scoring list...**Ryan Getzlaf** recorded his second consecutive multi-point game (0-2=2), giving him 1-5=6 points in his last two contests...**Matt Beleskey** posted his second goal in as many games before **Hampus Lindholm** extended his career high point streak to four consecutive contests (1-4=5) with his first career Stanley Cup Playoff goal at 11:15 of the third period...**Nate Thompson** added his first goal of the 2015 postseason and first playoff goal as a Duck (empty net) at 17:44 of the third.

PP: 0-4 PK: 0-3 SF: 34 SA: 30

TOI: Beauchemin (22:35)

Three Stars: 1. Andersen 2. Kesler 3. Ramo

## GAME 3 (MAY 5, 2015) - ANAHEIM 3 @ CALGARY 4 OT

The Ducks had a franchise-tying six-game playoff win streak snapped and suffered their first loss of the 2015 Stanley Cup Playoffs with a 4-3 overtime setback to the Flames at Scotiabank Saddledome...**Corey Perry** recorded his league-leading sixth goal for his 70th career postseason point, surpassing Teemu Selanne (35-34=69) for second place on the franchise's all-time playoff points list...**Ryan Getzlaf** (0-2=2) and **Simon Despres** (0-2=2) led all skaters with two points, while Anaheim also received goals from **Matt Beleskey** and **Patrick Maroon**...Beleskey's goal marked his third in as many games, marking a playoff career high...stopping 17-of-21 shots, **Frederik Andersen** had his franchise-tying six-game win streak halted in the loss.

PP: 0-2 PK: 1-6 SF: 21 SA: 21

TOI: Beauchemin (26:59)

Three Stars: 1. Backlund 2. Colborne 3. Despres

## GAME 4 (MAY 8, 2015) - ANAHEIM 4 @ CALGARY 2

Anaheim took a 3-1 lead in its Second Round series vs. the Calgary Flames following a 4-2 victory at Scotiabank Saddledome...**Matt Beleskey** extended his goal-scoring streak to a franchise-tying four straight games (4-0=4) and collected his second game-winner of the series...Beleskey became the second player in club history to score in the club's first four games of a playoff series and first since Teemu Selanne in Games 1-4 of the 2011 CQF vs. NSH...with two assists, **Francois Beauchemin** surpassed Scott Niedermayer to become the franchise's all-time leader in postseason scoring by a defenseman (10-25=35)...**Jakob Silfverberg** (1-1=2) recorded his third road multi-point playoff game, co-leading all NHL players...Anaheim also received goals from **Andrew Coglian** and **Patrick Maroon** to help improve the team's all-time record in Game 4s to 15-8 (.652)...stopping 25-of-27 shots, **Frederik Andersen** improved to 7-1 with a 1.96 GAA and .927 SV% in the postseason.

PP: 2-4 PK: 0-2 SF: 29 SA: 27

TOI: Beauchemin (24:04)

Three Stars: 1. Silfverberg 2. Ramo 3. Andersen

## GAME 5 (MAY 10, 2015) - ANAHEIM 3 @ CALGARY 2 OT

The Ducks clinched their Second Round series vs. the Calgary Flames with a 3-2 overtime victory in Game 5 at Honda Center...**Corey Perry's** overtime tally was the first of his playoff career and the fourth series-winning OT goal in club history, helping Anaheim advance to the Western Conference Final for the fourth time in club history...**Matt Beleskey** established a franchise playoff record by extending his goal-scoring streak to five games (5-0=5) at 1:11 of the third period...with two assists in the win, **Francois Beauchemin** tied Scott Niedermayer for the all-time franchise lead in postseason assists by a defenseman (26)...**Jakob Silfverberg** recorded his second consecutive multi-point game and fourth of the playoffs (1-1=2), while **Ryan Kesler** extended his scoring streak to four games with his fourth goal of the postseason...**Frederik Andersen** turned aside 17-of-19 shots to improve his record to 8-1 in the 2015 postseason.

PP: 2-4 PK: 1-4 SF: 47 SA: 19

TOI: Beauchemin (25:43)

Three Stars: 1. Perry 2. Kesler 3. Ramo

## WESTERN CONFERENCE FINAL

### GAME 1 (MAY 17, 2015) - ANAHEIM 4 VS. CHICAGO 1

Anaheim began its Western Conference Final series with a 4-1 win over the Chicago Blackhawks at Honda Center...the Ducks pushed their home win streak to six games, the second-longest in franchise history and tops in the 2015 Stanley Cup Playoffs...**Frederik Andersen** stopped 32-of-33 shots to push his record to 9-1, co-leading NHL goaltenders in wins...Andersen improved to 9-0 in home postseason games all-time, the longest home winning streak to begin a career by any goaltender in Stanley Cup Playoffs history...**Nate Thompson** (1-1=2) and **Hampus Lindholm** (1-1=2) each recorded their first career playoff multi-point games, while **Jakob Silfverberg** (1-1=2) posted his third straight multi-point contest...**Kyle Palmieri** collected his first career GWG and **Matt Beleskey** extended his playoff scoring streak to six games (5-1=6), the second-longest in the 2015 Playoffs.

PP: 0-1 PK: 0-3 SF: 27 SA: 33

TOI: Beauchemin (23:31)

Three Stars: 1. Andersen 2. Lindholm 3. Thompson

### GAME 2 (MAY 19, 2015) - ANAHEIM 2 VS. CHICAGO 3 (3 OT)

The Ducks played the longest game in Honda Center history and second-longest in franchise history, a triple-overtime 3-2 loss to the Chicago Blackhawks in Game 2...the club had played into triple overtime on four previous occasions, all on the road (three 3-OT, one 5-OT)...it was the ninth multiple overtime game in Ducks history and first since Game 2 of the CSF on May 3, 2009 @ DET...sixteen of 18 Anaheim skaters set career highs in TOI...the game concluded at 16:12 of the sixth period when Marcus Kruger scored his second goal of the playoffs...the Ducks were credited with 62 shots on net, one shy of the franchise record...**Frederik Andersen** stopped 53-of-56 shots, both career highs...**Corey Perry** scored his team-leading eighth goal to move into a share of the Stanley Cup Playoff scoring lead with 16 points (8-8=16)...**Andrew Coglian** also scored for Anaheim, which received assists from **Ryan Getzlaf**, **Sami Vatanen**, **Cam Fowler** and **Nate Thompson**.

PP: 0-5 PK: 2-5 SF: 62 SA: 56

TOI: Beauchemin (46:29)

Three Stars: 1. Kruger 2. Crawford 3. Andersen



# 2015 DUCKS PLAYOFF NOTES



## GAME 3 (MAY 21, 2015) - ANAHEIM 2 VS. CHICAGO 1

**Frederik Andersen** turned aside 27-of-28 shots to lead the Ducks to a 2-1 victory over the Chicago Blackhawks at the United Center...with two assists (0-2=2). **Ryan Getzlaf** tied his own franchise record for most assists in a playoff season with 14, originally set in 2009...**Patrick Maroon** opened the scoring with his fifth goal of the playoffs on the power play at 12:55 of the first period...after Chicago tied the game with less than a minute remaining in the period, **Simon Despres** reclaimed the lead with his first career Stanley Cup Playoff goal, and the eventual game winner, at 19:05 of the middle frame...Anaheim defensemen accounted for four of its six points, including assists by **Cam Fowler** and **Hampus Lindholm**...the Ducks were 1-for-1 on the power play and 5-for-5 on the penalty kill to help them take a 2-1 series lead and improve to 10-2 in the postseason.

PP: 1-1 PK: 0-5 SF: 27 SA: 28

TOI: Despres (23:26)

Three Stars: **1.** Andersen **2.** Getzlaf **3.** Kane

## GAME 4 (MAY 23, 2015) - ANAHEIM 4 @ CHICAGO 5 (2 OT)

The Ducks scored the second-fastest three goals in Stanley Cup Playoff history in 37 seconds of the third period, courtesy of **Ryan Kesler** (8:42) **Matt Beleskey** (9:05) and **Corey Perry** (9:19)...the fastest three playoff goals were scored 23 seconds apart by the 1979 Toronto Maple Leafs on Apr. 12, 1979 vs. ATL...Anaheim's previous franchise playoff record was exactly four minutes on May 23, 2006 vs. Edmonton (O'Donnell at 7:15, Selanne at 9:13 and Kunitz at 11:15 in the third period)...the three-goal outburst paved the way for the second multi-OT game of the series, which ended in a 5-4 Chicago win...**Ryan Getzlaf** established a franchise record for assists in a playoff year with his 15th of the campaign, while Perry earned his career-high ninth goal of the postseason...**Francois Beauchemin** recorded his 27th career postseason assist to surpass Scott Niedermayer for the all-time franchise lead in playoff assists by a defenseman.

PP: 0-2 PK: 1-4 SF: 51 SA: 40

TOI: Fowler (32:31)

Three Stars: **1.** Toews **2.** Perry **3.** Kane

## GAME 5 (MAY 25, 2015) - ANAHEIM 5 VS. CHICAGO 4 (OT)

Anaheim took a 3-2 series lead in the Western Conference Final with a 5-4 overtime victory over Chicago at Honda Center...with 11 wins and three OT losses, the Ducks tied an NHL record by going 14 consecutive games to start the playoffs without losing in regulation (the 1979 New York Rangers also with 11 wins and three OT losses)...**Matt Beleskey** scored his first career overtime goal at 45 seconds of the extra frame, marking the second-fastest goal to begin an OT in franchise history...**Ryan Getzlaf** (2-17=19) established a franchise record for most points in a playoff campaign with his 19th of the 2015 postseason (14 games)...Getzlaf pushed his point/assist streak to five games (0-7=7), representing the NHL's longest postseason assist streak since LA's Jeff Carter from May 16-28, 2014 (six games, 5-7=12)...**Cam Fowler**, **Ryan Kesler**, **Patrick Maroon** and **Sami Vatanen** also scored for Anaheim.

PP: 0-2 PK: 0-2 SF: 28 SA: 28

TOI: Fowler (23:50)

Three Stars: **1.** Kesler **2.** Vatanen **3.** Teravainen

## GAME 6 (MAY 27, 2015) - ANAHEIM 2 @ CHICAGO 5

Chicago forced a Game 7 in the Western Conference Final with a 5-2 win over the Anaheim Ducks at the United Center...the Ducks suffered their first regulation loss of the playoffs, snapping a 14-game streak that had equaled an NHL playoff record...

**Frederik Andersen** went to 11-4 in the playoffs after making 18 saves...**Patrick Maroon** opened the scoring for Anaheim in the second period with his seventh goal of the playoffs, tied for second on the club...**Clayton Stoner** scored the Ducks' second goal and second of his playoff career, both coming against Chicago at the United Center (last: Game 1 of the 2014 Second Round with MIN).

PP: 1-3 PK: 0-3 SF: 32 SA: 23

TOI: Beauchemin (23:45)

Three Stars: **1.** Keith **2.** Kane **3.** Saad

## GAME 7 (MAY 30, 2015) - ANAHEIM 3 VS. CHICAGO 5

The Blackhawks advanced to the Stanley Cup Final with a 5-3 victory against the Ducks at Honda Center...the result was only Anaheim's second regulation loss of the postseason...Chicago received two first-period goals by Jonathan Toews and second-period tallies from Brandon Saad and Marian Hossa to take a four-goal lead...**Ryan Kesler** and **Corey Perry** got Anaheim to within two until Brent Seabrook's power-play goal at 13:28 of the third...**Matt Beleskey** earned the Ducks' third goal, on the power play, with 42 seconds remaining in regulation...**Frederik Andersen** turned away 21-of-26 shots in his fifth loss.

PP: 1-2 PK: 2-4 SF: 38 SA: 26

TOI: Beauchemin (24:13)

Three Stars: **1.** Toews **2.** Kane **3.** Richards

# 2014 DUCKS PLAYOFF STATS

## AVG

POS	NO.	Player	GP	TOI	G	A	P +/-	PIM	PP	SH	GW	S	%
C	15	RYAN GETZLAF	12	21:25	4	11	15 -2	10	1	0	0	32	12.5
R	10	COREY PERRY	13	19:41	4	7	11 -2	19	2	0	0	38	10.5
C	13	NICK BONINO	13	17:44	4	4	8 +3	8	1	0	1	22	18.2
L	62	*PATRICK MAROON	13	13:03	2	5	7 -2	38	1	0	0	21	9.5
C	7	ANDREW COGLIANO	13	14:53	1	6	7 -2	8	0	1	1	17	5.9
R	8	TEEMU SELANNE	12	12:17	2	4	6 -2	4	1	0	0	24	8.3
R	77	DEVANTE SMITH-PELLY	12	14:41	5	0	5 -1	24	2	0	1	26	19.2
C	22	MATHIEU PERREAULT	11	12:36	2	3	5 -4	18	2	0	1	15	13.3
L	39	MATT BELESKEY	5	14:33	2	2	4 0	8	1	0	1	13	15.4
D	23	FRANCOIS BEAUCHEMIN	13	23:57	0	4	4 -4	2	0	0	0	15	0.0
D	4	CAM FOWLER	13	23:51	0	4	4 +2	4	0	0	0	20	0.0
R	21	KYLE PALMIERI	9	10:12	3	0	3 +1	14	0	0	0	12	25.0
D	6	BEN LOVEJOY	13	19:38	2	0	2 +1	8	0	0	1	13	15.4
R	33	JAKOB SILFVERBERG	13	14:55	2	0	2 -3	4	0	0	1	17	11.8
C	67	*RICKARD RAKELL	4	10:58	1	1	2 -2	0	1	0	0	2	50.0
D	47	*HAMPUS LINDHOLM	11	18:09	0	2	2 -2	0	0	0	0	6	0.0
D	55	BRYAN ALLEN	13	18:20	1	0	1 -4	28	0	0	0	9	11.1
C	11	SAKU KOIVU	13	12:44	0	1	1 -3	8	0	0	0	5	0.0
L	34	DANIEL WINNIK	9	13:36	0	1	1 +1	2	0	0	0	11	0.0
D	45	*SAMI VATANEN	5	20:14	0	1	1 -2	0	0	0	0	10	0.0
D	5	LUCA SBISA	2	14:20	0	1	1 -2	5	0	0	0	3	0.0
D	28	MARK FISTRIC	5	13:25	0	0	0 -1	6	0	0	0	4	0.0
D	19	STEPHANE ROBIDAS	3	15:51	0	0	0 0	2	0	0	0	4	0.0
R	65	EMERSON ETEM	4	10:21	0	0	0 0	12	0	0	0	9	0.0

NO.	PLAYER	GPI	MIN	AVG	W	L	OT	SO	GA	SA	SV%	G	A	PIM
31	*FREDERIK ANDERSEN	7	368	3.10	3	2	0	0	19	189	.899	0	0	0
1	JONAS HILLER	6	219	2.19	2	2	1	0	8	85	.906	0	0	0
36	*JOHN GIBSON	4	200	2.70	2	2	0	1	9	111	.919	0	0	0
<b>ANA GOALTENDING TOTALS</b>		<b>13</b>	<b>794</b>	<b>2.79</b>	<b>7</b>	<b>6</b>	<b>1</b>	<b>1</b>	<b>37</b>	<b>386</b>	<b>.904</b>	<b>0</b>	<b>0</b>	<b>0</b>

\*=ROOKIE

The Anaheim Ducks entered the 2014 Stanley Cup Playoffs as the top seed in the Western Conference, having posted a franchise-best record of 54-20-8 during the regular season... the Ducks set season records for standings points (116), wins (54) and win/points percentage (.707), and led the league in goals (263) for the first time in club history (excluding shootout tallies)...Anaheim faced Dallas in the First Round of the Stanley Cup Playoffs for the third time and the first since 2008...the Ducks defeated the Stars, 4-2, for their first postseason series win since 2009...in the Second Round, Anaheim and Los Angeles met for the first time in the playoffs, marking the first ever postseason series between two major local teams...the series went a full seven games with the Ducks eventually falling on May 16 at Honda Center...**Ryan Getzlaf** led the team in playoff scoring (4-11=15) and assists, and **Devante Smith-Pelly** paced the club in goals (5)...among NHL rookies, **Patrick Maroon** ranked sixth in assists (5) and tied for sixth in scoring (2-5=7) and goals...**John Gibson** (20 years and 300 days) became the youngest goalie in NHL history to record a shutout in his playoff debut after stopping all 28 shots in a 2-0, Game 4 win on May 10 at Los Angeles...Gibson was only the sixth NHL goaltender in the last 60 years to post a shutout in his first Stanley Cup Playoff game, the first since Jonas Hiller did so for the Ducks on Apr. 16, 2009 at San Jose.

# 2014 DUCKS PLAYOFF NOTES



## WESTERN CONFERENCE FIRST ROUND

### GAME 1 (APRIL 16, 2014) - ANAHEIM 4 VS. DALLAS 3

The Anaheim Ducks opened their 2014 Stanley Cup Playoff First Round series against the Dallas Stars with a 4-3 victory before 17,294 at Honda Center... Anaheim won its second consecutive playoff series opener and improved to 11-9 in all-time Game 1s... at 24 years and 196 days, **Frederik Andersen** became the third rookie goaltender in club history to play in a playoff game (Tom Askey in 1999 and Ilya Bryzgalov in 2006), and the first rookie goaltender to win his playoff debut after stopping 32-of-35 shots... **Ryan Getzlaf** (1-1=2), **Matt Beleskey** (1-1=2) and **Francois Beauchemin** (0-2=2) co-led the team in scoring, as Getzlaf recorded his 19th career multi-point game, Beleskey posted his first career multi-point game and Beauchemin passed Rob Niedermayer for seventh in all-time playoff points as a Duck (28)... **Kyle Palmieri** and **Mathieu Perreault** also scored for Anaheim, which had nine players on the scoresheet.

PP: 2-5 PK: 1-5 SF: 35 SA: 35

TOI: Beauchemin (22:18)

Three Stars: 1. Bonino 2. Seguin 3. Getzlaf

### GAME 2 (APRIL 18, 2014) - ANAHEIM 3 VS. DALLAS 2

Anaheim took a two-game series lead over the Dallas Stars with a 3-2 victory in front of 17,426 at Honda Center... one game removed from suffering deep facial lacerations from being struck by a puck, **Ryan Getzlaf** led all skaters with his second consecutive multi-point game (1-1=2) and finished with a +3 rating... linemate **Corey Perry** scored his first playoff goal since Game 4 of the 2011 CQF on Apr. 20 @ NSH, while **Andrew Cogliano** became the sixth Duck in club history to score a SHG in the postseason, which also marked his first career Stanley Cup Playoff goal and served as the game-winner... making his second career postseason start, **Frederik Anderson** turned away 34-of-36 shots for his second straight win.

PP: 0-3 PK: 1-6 SF: 19 SA: 36

TOI: Fowler (22:02)

Three Stars: 1. Getzlaf 2. Perry 3. Fowler

### GAME 3 (APRIL 21, 2014) - ANAHEIM 0 @ DALLAS 3

The Ducks suffered their first postseason shutout loss since 2008 with a 3-0 setback to the Dallas Stars at American Airlines Center... **Frederik Andersen** suffered his first career playoff loss after stopping 19-of-22 shots... **Corey Perry** appeared in his 64th career playoff game to match **Samuel Pahlsson** (64) for fifth in all-time Ducks postseason appearances, while **Devante Smith-Pelly** recorded a game-high 10 hits, the most by a Duck in the playoffs since 2006.

PP: 0-5 PK: 0-3 SF: 37 SA: 22

TOI: Beauchemin (27:08)

Three Stars: 1. Lehtonen 2. Ja. Benn 3. Daley

### GAME 4 (APRIL 23, 2014) - ANAHEIM 2 @ DALLAS 4

Anaheim jumped out to a two-goal advantage in the first period, but Dallas responded with two goals in the second and another two in the third for a 4-2 win at American Airlines Center... the victory by

the Stars marked the fourth consecutive win by the home team in this series... **Bryan Allen** and **Patrick Maroon** each scored their first career playoff goals, while **Cam Fowler**, **Andrew Cogliano** and **Mathieu Perreault** recorded their first assists of the postseason... **Frederik Andersen** stopped 21-of-25 shots before being relieved by **Jonas Hiller**, who stopped one shot in 10:34 TOI... **Corey Perry** appeared in his 65th career playoff game to surpass **Samuel Pahlsson** for fifth in all-time Ducks games played.

PP: 0-3 PK: 0-3 SF: 23 SA: 26

TOI: Beauchemin (27:14)

Three Stars: 1. Goligoski 2. Fiddler 3. Eakin

### GAME 5 (APRIL 25, 2014) - ANAHEIM 6 VS. DALLAS 2

The Ducks scored a playoff-record four power-play goals en route to a 6-2 victory over the Dallas Stars in Game 5 of the First Round series... the six Anaheim goals also tied a club single-game playoff record, accomplished three previous times... with a career-tying 1-2=3 points, **Ryan Getzlaf** surpassed **Teemu Selanne** to become the club's all-time leading scorer in the postseason (24-42=66)... **Corey Perry** (1-2=3) tied playoff career highs in points and assists, while **Rickard Rakell** became the first Anaheim player to record his first career NHL goal in the postseason... **Mathieu Perreault** (1-1=2), **Nick Bonino** (1-0=1) and **Jakob Silfverberg** also scored for Anaheim, which took a 3-2 lead in the best-of-seven series... **Frederik Andersen** made his fifth straight start, stopping 34-of-36 shots for his third career Stanley Cup Playoffs victory.

PP: 4-6 PK: 0-7 SF: 23 SA: 36

TOI: Beauchemin (25:14)

Three Stars: 1. Getzlaf 2. Perry 3. Perreault

### GAME 6 (APRIL 27, 2014) - ANAHEIM 5 VS. DALLAS 4 OT

The Ducks advanced to the Second Round of the 2014 Stanley Cup Playoffs with a 5-4 overtime victory on Apr. 27 @ DAL... Anaheim became the fifth NHL team since 1977 to rally from a multiple-goal deficit in the final 2:10 of regulation to win a playoff game with a **Nick Bonino** goal at 17:50 of the third period and a **Devante Smith-Pelly** tally with 24 seconds remaining in regulation... Bonino completed the comeback with his second career OT goal at 2:47 of the extra frame... Bonino joined **Scott Niedermayer**, **Paul Kariya** and **Petr Sykora** as the only Ducks players to have two OT goals in Ducks postseason history and the third Duck to end a playoff series in overtime (Keith Carney, 2003 vs. DET; Scott Niedermayer, 2007 vs. VAN)... the win marked just the third time in franchise history where two Ducks players had multi-goal performances in a single playoff game (Smith-Pelly, Bonino)... **Smith-Pelly** (21 years and 317 days) also became the youngest Ducks player to record a multi-goal game in the postseason... Jonas Hiller stopped 12-of-12 shots to become the first goalie in Ducks history to win a playoff game in relief.

PP: 1-5 PK: 1-4 SF: 30 SA: 24

TOI: Fowler (28:13)

Three Stars: 1. Bonino 2. Daley 3. Hiller

# 2014 DUCKS PLAYOFF NOTES

## WESTERN CONFERENCE SECOND ROUND

### GAME 1 (MAY 3, 2014) - ANAHEIM 2 VS. LOS ANGELES 3 OT

The first ever playoff series between two Southern California teams (NHL, NFL, MLB, NBA) opened with a 3-2 comeback win by Los Angeles over Anaheim at Honda Center...the Ducks suffered their first loss in the last seven home games after allowing the game-tying goal with seven seconds remaining in regulation and the game winner at 12:07 of overtime...**Teemu Selanne** became the third-oldest player to score a goal in the postseason, joining DET's Chris Chelios (45 years, 86 days on Apr. 21, 2007 vs. CGY) and HFD's Gordie Howe (52 years, 9 days on Apr. 9, 1980 @ MTL)...**Ryan Getzlaf** recorded his fourth multi-point game (0-2=2) of the playoffs and moved ahead of Selanne (67) for the all-time franchise lead in playoff scoring (68)...**Matt Beleskey** also scored for Anaheim, his second of the playoffs and fourth of his career...**Jonas Hiller** turned away 33-of-36 shots in the setback.

PP: 0-4 PK: 1-4 SF: 35 SA: 36  
TOI: Beauchemin (28:31)

Three Stars: 1. Gaborik 2. Selanne 3. Quick

### GAME 2 (MAY 5, 2014) - ANAHEIM 1 VS. LOS ANGELES 3

Anaheim tied its 2014 playoff high in shots and earned its first PPG of the Second Round but eventually fell to Los Angeles, 3-1, in Game 2 at Honda Center...the Ducks were held to only one goal despite outshooting the Kings (37-17)...**Patrick Maroon** earned Anaheim's lone tally, recording his first career Stanley Cup Playoff PPG at 9:40 of the first period...**Ryan Getzlaf** earned his team-leading seventh assist of the postseason on the Maroon goal, as did **Cam Fowler** (fourth)...**Jonas Hiller** got his second consecutive start in net, turning away 14-of-16 shots.

PP: 1-4 PK: 0-3 SF: 37 SA: 17  
TOI: Beauchemin (24:19)

Three Stars: 1. Quick 2. Martinez 3. Maroon

### GAME 3 (MAY 8, 2014) - ANAHEIM 3 @ LOS ANGELES 2

The Ducks earned their first win of their Second Round series against the Los Angeles Kings with a 3-2 victory in Game 3 at Staples Center...the win cut the Kings' series lead to 2-1 and gave the Ducks their third consecutive victory at Staples Center dating to the regular season...**Corey Perry** opened the scoring on the power play at 4:06 of the first period, marking his first goal of the series and third of the playoffs...**Teemu Selanne**, who scored his second goal of the postseason on the power play at 15:10 of the second, became the oldest player in NHL history to score multiple goals in a single playoff campaign...**Ben Lovejoy** collected the game-winner at 17:05 of the third, marking his second goal of the playoffs...**Patrick Maroon** earned his fifth assist on Perry's goal to extend his point streak to six games, the longest by an NHL rookie in the playoffs since the Kings' Warren Rychel (six games)...**Jonas Hiller** earned the win in relief, stopping 7-of-8 shots in the final 10 minutes of regulation...**Frederik Andersen** got the start, turning away 22-of-23 shots before leaving in the third with a lower-body injury.

PP: 2-2 PK: 1-1 SF: 22 SA: 31  
TOI: Beauchemin (22:42)

Three Stars: 1. Selanne 2. Carter 3. Vatanen

### GAME 4 (MAY 10, 2014) - ANAHEIM 2 @ LOS ANGELES 0

Anaheim evened its Second Round series vs. the Los Angeles Kings with a 2-0 shutout victory in Game 4 at Staples Center, deadlocking the seven-game set at two games apiece...**John Gibson** (20 years, 330 days) became the youngest goaltender in NHL history to record a shutout in his playoff debut, stopping all 28 shots...Gibson was also the youngest goalie to start a playoff game since CBJ's Steve Mason (20 years and 329 days) on Apr. 23, 2009 vs. DET and the youngest to win a playoff game since MTL's Carey Price (20 years and 238 days) on Apr. 24, 2008 vs. PHI...**Ryan Getzlaf** recorded his fifth multi-point game of the playoffs (1-1=2), tying him for the NHL postseason lead...**Corey Perry** also earned his third multi-point game (0-2=2) to help Anaheim earn the fourth consecutive win by the road team in the series.

PP: 1-3 PK: 0-4 SF: 14 SA: 28  
TOI: Fowler (23:06)

Three Stars: 1. Gibson 2. Perry 3. Fowler

### GAME 5 (MAY 12, 2014) - ANAHEIM 4 VS. LOS ANGELES 3

The Ducks took a 3-2 lead in the best-of-seven series against the Los Angeles Kings with a 4-3 victory in Game 5 at Honda Center...Anaheim snapped a four-game winning streak by the road team in the series and won its third consecutive game over the Kings...**Devante Smith-Pelly** scored a game-high two goals (2-0=2) for his second multi-goal game of the playoffs...**Ryan Getzlaf** extended his point/assist streak to five straight games (1-6=7) with his 10th assist of the postseason, while **Nick Bonino** (4) and **Jakob Silfverberg** (2) also scored for the Ducks...making his second career playoff start, **John Gibson** turned away 39-of-42 shots for his second straight win.

PP: 1-3 PK: 1-3 SF: 24 SA: 42  
TOI: Beauchemin (22:34)

Three Stars: 1. Smith-Pelly 2. Gaborik 3. Gibson

### GAME 6 (MAY 14, 2014) - ANAHEIM 1 @ LOS ANGELES 2

Anaheim dropped a 2-1 decision to the Los Angeles Kings in Game 6 at Staples Center, evening the Second Round series at three games apiece...**Kyle Palmieri** scored the Ducks' lone goal at 15:42 of the second period, his second of the playoffs...**Nick Bonino** earned the lone assist on the Palmieri tally, marking his third point in the last four games...**John Gibson** suffered his first career NHL loss (regular or postseason) after stopping 21-of-23 shots.

PP: 0-5 PK: 0-4 SF: 22 SA: 23  
TOI: Fowler (25:06)

Three Stars: 1. Kopitar 2. Beauchemin 3. Muzzin

### GAME 7 (MAY 16, 2014) - ANAHEIM 2 @ LOS ANGELES 6

The Ducks were eliminated from the Stanley Cup Playoffs with a 6-2 loss to Los Angeles in Game 7 of the Second Round...**Kyle Palmieri** and **Corey Perry** scored for Anaheim, which received single assists from **Andrew Cogliano**, **Nick Bonino**, **Ryan Getzlaf** and **Hampus Lindholm**...Perry also received his first career playoff penalty shot, an unsuccessful attempt vs. Jonathan Quick...in his final NHL game, **Teemu Selanne** recorded three shots with three hits in 14:02 TOI.

PP: 0-3 PK: 2-5 SF: 27 SA: 30  
TOI: Fowler (25:42)

Three Stars: 1. Richards 2. Quick 3. Williams

# 2013 DUCKS PLAYOFF STATS



POS	NO.	Player	AVG										
			GP	TOI	G	A	P +/-	PIM	PP	SH	GW	S	S%
C	15	RYAN GETZLAF	7	21:27	3	3	6 +2	6	1	1	0	15	20.0
D	23	FRANCOIS BEAUCHEMIN	7	25:22	2	4	6 -2	4	1	0	0	13	15.4
R	65	*EMERSON ETEM	7	12:50	3	2	5 +4	2	0	0	0	12	25.0
R	51	KYLE PALMIERI	7	10:34	3	2	5 +5	4	0	0	0	11	27.3
C	13	NICK BONINO	7	16:37	3	1	4 +2	4	2	0	2	16	18.8
L	9	BOBBY RYAN	7	16:17	2	2	4 +1	0	0	0	0	15	13.3
L	39	MATT BELESKEY	7	11:01	2	1	3 +1	2	1	0	0	13	15.4
R	8	TEEMU SELANNE	7	13:59	1	2	3 +1	6	1	0	1	16	6.3
C	11	SAKU KOIVU	7	17:52	1	2	3 -4	6	1	0	0	6	16.7
D	4	CAM FOWLER	7	22:44	0	3	3 +3	0	0	0	0	9	0.0
C	20	DAVID STECKEL	7	9:46	1	1	2 +1	0	0	0	0	7	14.3
R	10	COREY PERRY	7	20:20	0	2	2 0	4	0	0	0	24	0.0
D	6	BEN LOVEJOY	7	21:05	0	2	2 +4	0	0	0	0	13	0.0
C	7	ANDREW COGLIANO	7	15:46	0	1	1 -3	4	0	0	0	11	0.0
D	55	BRYAN ALLEN	7	17:22	0	1	1 +1	2	0	0	0	5	0.0
C	34	DANIEL WINNIK	7	15:04	0	1	1 -4	7	0	0	0	22	0.0
D	44	SHELDON SOURAY	6	19:31	0	1	1 -2	4	0	0	0	13	0.0
D	5	LUCA SBISA	5	21:25	0	0	0 -2	4	0	0	0	3	0.0
D	32	TONI LYDMAN	3	15:08	0	0	0 +1	0	0	0	0	1	0.0

NO.	PLAYER	GPI	MIN	AVG	W	L	EN	SO	GA	SA	SV%	G	A	PIM
1	JONAS HILLER	7	439	2.46	3	4	0	1	18	218	.917	0	1	0
<b>ANA GOALTENDING TOTALS</b>		<b>7</b>	<b>439</b>	<b>2.46</b>	<b>3</b>	<b>4</b>	<b>0</b>	<b>1</b>	<b>18</b>	<b>218</b>	<b>.917</b>	<b>0</b>	<b>1</b>	<b>0</b>

\* = Rookie

The Anaheim Ducks finished the 2012-13 regular season with a 30-12-6 record (66 pts.), winning their second Pacific Division title in franchise history...the Ducks compiled the best winning percentage in club history (.688), besting the 2007 club (48-20-14, .671)...Anaheim finished second in the Western Conference and third overall in the NHL, behind only Chicago and Pittsburgh...the club's third-place finish in the overall league standings was the highest in club history...the Ducks met the Detroit Red Wings for the sixth time in the Stanley Cup Playoffs and the first since 2009...the series stretched to seven games, where the Red Wings pulled out a 3-2 win in Game 7 to advance to the Western Conference Semifinals...four of the seven games went to overtime, a first for both franchises in a single playoff series...**Ryan Getzlaf** (3-3=6) and **Francois Beauchemin** (2-4=6) co-led the Ducks in scoring, while **Jonas Hiller** started all seven games of the Western Conference Quarterfinal series...rookie **Emerson Etem** (3-2=5) finished tied for third on the club in scoring and was the youngest Duck to ever score in a Game 7 on May 12 at Honda Center.



# 2013 DUCKS PLAYOFF NOTES

## WESTERN CONFERENCE QUARTERFINALS

### GAME 1 (APRIL 30, 2013) - ANAHEIM 3 VS. DETROIT 1

The Anaheim Ducks opened their 2013 Western Conference Quarterfinal series against the Detroit Red Wings with a 3-1 victory before 17,200 at Honda Center...**Teemu Selanne** scored his 10th career playoff GWG, becoming the second-oldest player to score a GWG in Stanley Cup Playoff history with his power-play marker at 1:29 of the third period...**Nick Bonino** earned the first goal of the series with a PPG tally at 10:24 of the first before Daniel Cleary tied the score with less than four minutes remaining in the opening frame...following Selanne's marker, **Francois Beauchemin** added an empty netter for his ninth career playoff goal, becoming the club's all-time leader among defensemen...**Cam Fowler**, **Ben Lovejoy**, **Ryan Getzlaf**, **Daniel Winnik** and **Matt Beleskey** each earned single assists in the winning cause...**Jonas Hiller** stopped 21-of-22 shots for his eighth career postseason win.

PP: 2-4 PK: 1-4 SF: 27 SA: 22

TOI: Beauchemin (25:28)

Three Stars: 1. Selanne 2. Hiller 3. Koivu

### GAME 2 (MAY 2, 2013) - ANAHEIM 4 VS. DETROIT 5 OT

The Ducks erased a three-goal deficit in the third period to tie the game and force OT, but the Red Wings began the extra frame on the power play and center Gustav Nyquist scored just 1:21 into the period to tie the series at one game apiece...after jumping out to a 3-0 lead, the Ducks cut the deficit to two goals with a **Saku Koivu** PPG at 10:53 of the second period (**Teemu Selanne** and **Francois Beauchemin** with the assists)...as the Red Wings scored again just 20 seconds into the third period, the Ducks scored three goals within a 10-minute span to tie the game...**Ryan Getzlaf's** even-strength goal came at 7:50 of the third (**Kyle Palmieri** and **Bryan Allen** with the helpers), while **Palmieri** scored his first career playoff goal at 12:31 (also even strength)...assists were picked up by **Nick Bonino** (first career playoff assist) and **Bobby Ryan**...with 2:22 remaining in the game, Ryan scored another goal to tie it at 4-4...**Cam Fowler** and **Koivu** notched the assists...**Jonas Hiller** recorded the loss, stopping 27-of-32 shots in the contest.

PP: 1-5 PK: 3-6 SF: 32 SA: 32

TOI: Beauchemin (28:55)

Three Stars: 1. Nyquist 2. Ryan 3. Palmieri

### GAME 3 (MAY 4, 2013) - ANAHEIM 4 @ DETROIT 0

Anaheim took a 2-1 lead in the Western Conference Quarterfinals vs. Detroit with a 4-0 shutout victory in Game 3 at Joe Louis Arena...it marked Anaheim's first playoff shutout in 28 games vs. the Red Wings and second all-time at Detroit including regular season play (last: Mar. 30, 1997; 1-0 OT)...**Ryan Getzlaf** led all skaters with 1-1=2 points, including his second career SHG at 6:33 of the third period...**Nick Bonino** opened the scoring with a PPG at 15:29 of the second period, his second of the playoffs...less than two minutes after the Getzlaf SHG, **Emerson Etem** earned the first of his NHL career, becoming the 11th rookie to collect his first NHL playoff goal in a Ducks uniform...**Matt Beleskey** rounded out the scoring with a PPG at 13:34 of the third...**Teemu Selanne**, **Bobby Ryan**, **Corey Perry** and **Saku Koivu** each picked up single assists in the winning effort...**Jonas Hiller** turned away all 23 shots faced for his third career postseason shutout.

PP: 2-6 PK: 0-6 SF: 29 SA: 23

TOI: Beauchemin (24:24)

Three Stars: 1. Getzlaf 2. Hiller 3. Etem

### GAME 4 (MAY 6, 2013) - ANAHEIM 2 @ DETROIT 3 OT

The Ducks held the Red Wings scoreless through 41 minutes of play, but Detroit answered the call twice in the third period and eventually scored the game-winner in overtime to bring the series to a 2-2 tie...**Matt Beleskey**

scored his second goal of the postseason at 5:07 of the first period...**Andrew Cogliano** picked up his first career playoff point on the goal...after Detroit's Brendan Smith ended the club's shutout streak of 101:18 at 1:18 of the third, **David Stekel** scored his first of the 2013 playoffs at 10:40 of the third with helpers from **Kyle Palmieri** and **Emerson Etem**...**Pavel Datsyuk** scored the game-tying goal at 13:27 of the third and **Damien Brunner** scored the OT-winner at 15:10 into the extra frame...**Jonas Hiller** made 46 saves in the contest, the second-most of his playoff career.

PP: 0-3 PK: 0-1 SF: 33 SA: 49

TOI: Beauchemin (26:53)

Three Stars: 1. Brunner 2. Datsyuk 3. Howard

### GAME 5 (MAY 8, 2013) - ANAHEIM 3 VS. DETROIT 2 OT

The Ducks took a 3-2 series lead with a dramatic 3-2 overtime win in Game 5 at Honda Center...the club remained in the game by scoring the tying goal twice in the contest to force overtime...**Nick Bonino** went on to score his first career OT goal just 1:54 into the extra frame...**Ben Lovejoy** picked up the lone assist on the winning goal...**Kyle Palmieri** notched his second of the postseason at 17:41 of the first to tie the game at 1-1...**David Stekel** collected his first assist of the postseason on the goal...with Detroit scoring the go-ahead goal at 10:08 of the second (M. Samuelsson), **Ryan Getzlaf** scored on the power play at 19:28 of the second to tie the game again and eventually force overtime...**Francois Beauchemin** and **Sheldon Souray** provided the helpers...**Jonas Hiller** won his 10th career postseason contest (ranking second all-time in franchise wins), stopping 29-of-31 shots.

PP: 1-3 PK: 1-3 SF: 34 SA: 31

TOI: Beauchemin (25:18)

Three Stars: 1. Bonino 2. Getzlaf 3. Hiller

### GAME 6 (MAY 10, 2013) - ANAHEIM 3 @ DETROIT 4 OT

With the fourth contest of the series requiring an OT sudden death, the Ducks forced the extra session by scoring two goals 51 seconds apart with three-and-a-half minutes remaining in regulation but Detroit's Henrik Zetterberg scored 1:04 into OT to force Game 7...with a **Pavel Datsyuk** goal near the end of the first period (18:48), **Kyle Palmieri** answered the call, scoring his third goal of the playoffs at 11:31 of the second (**Emerson Etem** assist)...falling behind 3-1 in the third, **Etem** (unassisted) and **Bobby Ryan** (**Corey Perry**, **Francois Beauchemin**) scored goals 51 seconds apart to tie the game (16:32 and 17:23, respectively)...**Jonas Hiller** made 25 saves on 29 shots in the OT loss.

PP: 0-0 PK: 1-3 SF: 37 SA: 29

TOI: Lovejoy (22:32)

Three Stars: 1. Zetterberg 2. Howard 3. Hiller

### GAME 7 (MAY 12, 2013) - ANAHEIM 2 VS. DETROIT 3

The Ducks failed to advance to the Conference Semifinals following a 3-2 regulation loss at Honda Center in Game 7 of the CQF...after falling behind early on a **Henrik Zetterberg** goal at 1:49 of the first, **Emerson Etem** evened the score with his third goal of the playoffs at 13:48 of the opening frame...**Francois Beauchemin** and **Jonas Hiller** assisted on the goal...the Ducks, who gave up a shorthanded goal at 16:37 of the first (**Justin Abdelkader**) and an even-strength goal at 13:45 of the second (**Valterri Filppula**), clawed back to within one with a **Beauchemin** PPG with 3:17 remaining in regulation...**Beauchemin's** multi-point night tied his playoff career high (seventh time)...**Ryan Getzlaf** and **Cam Fowler** earned the assists on the goal...**Jonas Hiller** made 29 saves on 32 shots in the elimination contest.

PP: 1-4 PK: 0-2 SF: 33 SA: 32

TOI: Fowler (26:36)

Three Stars: 1. Zetterberg 2. Etem 3. Fowler



# 2011 DUCKS PLAYOFF STATS



POS	NO.	PLAYER	AVG											
			GP	TOI	G	A	PTS	+/-	PIM	PP	SH	GW	S	PCTG
R	10	COREY PERRY	6	25:15	2	6	8	0	4	1	1	1	18	11.1
R	8	TEEMU SELANNE	6	18:58	6	1	7	-3	12	4	0	0	25	24.0
C	11	SAKU KOIVU	6	18:19	1	6	7	-2	6	0	0	0	7	14.3
C	15	RYAN GETZLAF	6	24:01	2	4	6	0	9	0	0	1	17	11.8
R	9	BOBBY RYAN	4	20:29	3	1	4	+2	2	0	0	0	10	30.0
LW	33	JASON BLAKE	6	13:45	3	1	4	-3	0	2	0	0	17	17.6
D	4	CAM FOWLER	6	22:13	1	3	4	+1	2	1	0	0	12	8.3
D	17	LUBOMIR VISNOVSKY	6	21:21	0	3	3	-2	2	0	0	0	11	0.0
C	64	BRANDON MCMILLAN	6	13:08	1	1	2	0	0	0	0	0	8	12.5
D	23	FRANCOIS BEAUCHEMIN	6	23:32	0	2	2	+1	2	0	0	0	2	0.0
L	39	MATT BELESKEY	6	11:14	1	0	1	-1	4	0	0	0	8	12.5
D	5	LUCA SBISA	6	16:29	0	1	1	-4	8	0	0	0	2	0.0
C	22	TODD MARCHANT	6	14:22	0	1	1	-3	4	0	0	0	4	0.0
D	32	TONI LYDMAN	6	20:09	0	0	0	-2	2	0	0	0	5	0.0
R	16	GEORGE PARROS	6	4:06	0	0	0	-1	16	0	0	0	3	0.0
D	21	SHELDON BROOKBANK	4	14:35	0	0	0	-2	14	0	0	0	2	0.0
C	63	NICK BONINO	4	11:36	0	0	0	-1	2	0	0	0	7	0.0
D	3	ANDREAS LILJA	3	11:02	0	0	0	0	0	0	0	0	0	0.0
L	37	JARKKO RUUTU	3	5:31	0	0	0	-1	12	0	0	0	0	0.0
L	19	BRAD WINCHESTER	3	5:24	0	0	0	0	4	0	0	0	2	0.0
RW	51	KYLE PALMIERI	1	10:07	0	0	0	0	0	0	0	0	1	0.0
RW	42	DAN SEXTON	1	8:47	0	0	0	0	2	0	0	0	2	0.0
D	25	ANDY SUTTON	1	8:18	0	0	0	0	2	0	0	0	0	0.0

SW#	GOALTENDER	GPI	MINS	AVG	W	L	EN	SO	GA	SA	SV%	G	A	PIM
29	RAY EMERY	6	319	3.20	2	3	1	0	17	165	.897	0	0	0
38	DAN ELLIS	1	41	5.85	0	1	0	0	4	24	.833	0	0	0
<b>ANA GOALTENDING TOTALS</b>		<b>6</b>	<b>362</b>	<b>3.65</b>	<b>2</b>	<b>4</b>	<b>1</b>	<b>0</b>	<b>22</b>	<b>190</b>	<b>.884</b>	<b>0</b>	<b>0</b>	<b>0</b>

The Anaheim Ducks wrapped up the 2010-11 regular season with a 47-30-5 record for 99 points, finishing second in the Pacific Division...the Ducks earned the Western Conference's fourth seed for the third time in franchise history (also 2008 and 1997) and faced the Nashville Predators for the first time in the Stanley Cup Playoffs... Anaheim and Nashville split the first two games at Honda Center as well as Games 3 and 4 at Bridgestone Arena...as the series shifted back to Anaheim, the Predators secured a come-from-behind overtime win in Game 5 and went on to close out the series in Game 6 at Bridgestone Arena...**Teemu Selanne** scored six goals in as many games, matching the club record for most goals in a playoff series (also Jeffrey Lupul, 2006 CSF vs. Colorado)...following the series finale on Apr. 24, Selanne led all playoff skaters in goal scoring and tied for first in power play goals (4) while **Corey Perry** was tied for the league lead in points (2-6=8)...Selanne (6-1=7) and linemate **Saku Koivu** (1-6=7) were also tied for third among NHL postseason leaders in scoring...Selanne and Koivu had points in all six games of the series, the longest point streaks in the opening round of the playoffs...Teemu also recorded a four-game goal streak in Games 1-4, the longest such streak of the Conference Quarterfinals.

# 2011 DUCKS PLAYOFF NOTES

## WESTERN CONFERENCE QUARTERFINALS

### GAME 1 (APRIL 13, 2011) - ANAHEIM 1 VS. NASHVILLE 4

The Anaheim Ducks opened their 18th Stanley Cup Playoff series in franchise history with a 4-1 loss to the Nashville Predators in Game 1 of the Western Conference Quarterfinals at Honda Center... Nashville jumped out to a four-goal lead before **Teemu Selanne** scored Anaheim's first goal of the 2011 playoffs at 11:24 of the third period...**Saku Koivu** collected his first playoff point as a Duck (assist) while **Ryan Getzlaf** earned his 32nd career postseason assist on the Selanne tally...**Dan Ellis** took the loss in his first playoff start for Anaheim, stopping 20-of-24 shots...**Ray Emery** relieved Ellis in the third and closed out the game by turning away all six shots faced.

PP: 1-5 PK: 1-5 SF: 28 SA: 30  
TOI: Beauchemin (23:47)  
Three Stars: 1. Fisher 2. Rinne 3. Koivu

### GAME 2 (APRIL 15, 2011) - ANAHEIM 5 VS. NASHVILLE 3

The Ducks evened the series at a game apiece, jumping out to an early lead with two power play goals in the first period...taking advantage of a 5-on-3 situation, the Ducks scored two goals (one 5-on-3, one 5-on-4), the first by **Corey Perry** and the second by **Teemu Selanne**...**Bobby Ryan** scored the club's third goal at 7:12 of the second period and added an empty-netter with 53 seconds left in the contest...**Ryan Getzlaf** scored the game-winner at 15:57 of the second, his fifth career postseason GWG, ranking tied for second all-time among Ducks players (also Scott Niedermayer)...**Ryan** (2-0=2), **Perry** (1-2=3), **Getzlaf** (1-2=3), **Cam Fowler** (0-2=2) and **Francois Beauchemin** (0-2=2) all had multi-point games...**Saku Koivu** and **Lubomir Visnovsky** each picked up single assists...in his first postseason start since June 6, 2007 with Ottawa in the Stanley Cup Final, **Ray Emery** stopped 31-of-34 shots in the win.

PP: 2-5 PK: 2-6 SF: 28 SA: 34  
TOI: Beauchemin (26:05)  
Three Stars: 1. Getzlaf 2. Emery 3. Ryan

### GAME 3 (APRIL 17, 2011) - ANAHEIM 3 @ NASHVILLE 4

The Ducks battled back from a 2-0 deficit late in the second period, but their efforts fell short, falling to the Predators, 4-3 at Bridgestone Arena...**Teemu Selanne** scored goals exactly 30 seconds apart at 18:10 (PP) and 18:40 (EV) of the second period to tie the game...it was the fastest two goals by an individual in a postseason game since Petr Nedved scored twice in 11 seconds for the Penguins against the Capitals exactly 15 years prior to Game 3 on Apr. 17, 1996...it was Selanne's first multi-goal game since May 1, 2002 with San Jose in Game 1 of the CSF @ COL (2-0=2)...after David Legwand scored the go-ahead goal for Nashville, the Ducks answered back on **Matt Beleskey's** first career postseason tally at 6:48 of the third...**Mike Fisher** scored the game-winner at 10:21 of the third...Selanne extended his goal streak to three games (4-0=4) and became the Ducks' all-time postseason leader in appearances in the contest (74 GP)...**Corey Perry** had his second straight multi-point game (0-2=2) while **Saku Koivu** extended his assist streak to three games (0-3=3)...**Ray Emery** stopped 33-of-37 shots in the loss.

PP: 1-2 PK: 1-6 SF: 16 SA: 37  
TOI: Perry (25:34)  
Three Stars: 1. Fisher 2. Selanne 3. Erat

### GAME 4 (APRIL 20, 2011) - ANAHEIM 6 @ NASHVILLE 3

Going into the third period with the game tied at 3-3, the Ducks' offense exploded for three goals in the final frame, winning Game 4 of the series by a score of 6-3...the club's six goals tied the franchise record for goals in a postseason game (also six goals on May 25, 2006 in Game 4 of the WCF @ EDM (6-3) & on June 6, 2007 in Game 5 of the SCF vs. OTT (6-2))...**Corey Perry's** shorthanded goal (first postseason career SHG) at 1:17 of the third served as the game-winner...the Ducks jumped out to an early lead with goals 33 seconds apart in the first period by **Cam Fowler** (PP) and **Saku Koivu** (EV)...Nashville answered with two goals of their own, but **Teemu Selanne** scored a goal in his fourth straight game on the power play to give the Ducks another one-goal edge at 11:41 of the second...the Predators scored again just over two minutes later to make it 3-3...after **Ryan's** SHG, **Ryan Getzlaf** (EV) and **Brandon McMillan** (EV) scored insurance goals at 4:51 and 6:46 of the third, respectively...**Perry** (1-2=3), **Fowler** (1-1=2), **Getzlaf** (1-1=2) and **McMillan** (1-1=2) each had multi-point nights, with **McMillan's** serving as the first two points of his postseason career...**Lubomir Visnovsky**, **Todd Marchant** and **Jason Blake** each recorded single assists...**Ray Emery** stopped 19-of-22 shots for his 20th career postseason win.

PP: 2-6 PK: 1-5 SF: 38 SA: 22  
TOI: Perry (26:49)  
Three Stars: 1. Perry 2. Getzlaf 3. Fowler

### GAME 5 (APRIL 22, 2011) - ANAHEIM 3 VS. NASHVILLE 4 OT

The Ducks were unable to hold a 3-2 lead in the third period, and with just over 36 seconds remaining in regulation, the Predators tied the game and went on to win in OT on Jerred Smithson's goal...after Nashville jumped out to a 1-0 lead in the first, **Jason Blake** responded with a PPG at 13:39 of the second period...**Bobby Ryan** made it 2-1 with a highlight-reel goal just 40 seconds into the third...after Nashville tied it up, **Blake** scored again at 14:16 of the third, his second career multi-goal game (also Apr. 10, 2004 w/NYI @ TB in Game 2 of the CQF)...**Shea Weber** tied it for the Predators with 36 seconds remaining in regulation...**Teemu Selanne** (5-1=6) and **Saku Koivu** (1-5=6) both extended their point streaks to five games, with Selanne picking up one assist and Koivu earning two...**Luca Sbisa** earned his first postseason assist on Blake's first goal...**Ray Emery** stopped 33-of-37 shots in the loss.

PP: 1-2 PK: 0-2 SF: 26 SA: 37  
TOI: Perry (26:49)  
Three Stars: 1. Smithson 2. Blake 3. Ryan

### GAME 6 (APRIL 24, 2011) - ANAHEIM 2 @ NASHVILLE 4

The Ducks were eliminated from the 2011 NHL Playoffs with a 4-2 loss to the Predators in Game 6 of the CQF at Bridgestone Arena...for the first time in the series, the team scoring first did not go on to win as **Teemu Selanne** scored at 10:22 of the first period...the goal was Selanne's sixth of the series to match a club record (also **Joffrey Lupul** vs. Colorado in 2006 CSF)...**Jason Blake** also scored his third of the playoffs to even the score at 2:2- late in the second period...Nashville would go on to score twice in the third to hand Anaheim its third opening-round playoff loss in franchise history...**Bobby Ryan**, **Saku Koivu** and **Lubomir Visnovsky** all picked up single assists on the Selanne and Blake goals...**Ray Emery** turned away 26-of-29 shots in the decisive setback.

PP: 1-2 PK: 1-4 SF: 27 SA: 30  
TOI: Getzlaf (27:22)  
Three Stars: 1. Spaling 2. Tootoo 3. Rinne

# 2009 DUCKS PLAYOFF STATS



POS	NO.	PLAYER	AVG												
			GP	TOI	G	A	PTS	+/-	PIM	PP	SH	GW	OT	S	PCTG
C	15	RYAN GETZLAF	13	24:08	4	14	18	3	25	1	0	0	25	16.0	
R	10	COREY PERRY	13	21:59	8	6	14	2	36	2	0	1	0	41	19.5
D	27	SCOTT NIEDERMAYER	13	26:17	3	7	10	0	11	3	0	2	0	32	9.4
D	25	CHRIS PRONGER	13	27:12	2	8	10	4	12	1	0	0	0	27	7.4
R	9	BOBBY RYAN	13	19:40	5	2	7	0	0	2	0	1	0	49	10.2
R	8	TEEMU SELANNE	13	15:08	4	2	6	-2	4	2	0	1	0	31	12.9
D	19	RYAN WHITNEY	13	21:33	1	5	6	-1	9	1	0	0	0	9	11.1
C	20	RYAN CARTER	10	12:14	2	3	5	0	0	1	0	0	0	18	11.1
L	18	DREW MILLER	13	16:08	2	1	3	1	2	0	0	1	0	23	8.7
D	34	JAMES WISNIEWSKI	12	20:22	1	2	3	0	10	0	0	0	0	16	6.3
C	48	ANDREW EBBETT	13	13:11	1	2	3	-1	8	0	0	0	0	16	6.3
L	44	ROB NIEDERMAYER	13	16:13	0	3	3	1	12	0	0	0	0	7	.0
C	22	TODD MARCHANT	13	19:55	1	1	2	0	16	0	0	1	1	18	5.6
C	26	ERIK CHRISTENSEN	8	10:37	0	2	2	-1	0	0	0	0	0	10	.0
R	13	MIKE BROWN	13	8:27	0	2	2	0	25	0	0	0	0	6	.0
D	23	FRANCOIS BEAUCHEMIN	13	21:24	1	0	1	1	15	0	0	0	0	9	11.1
D	53	BRETT FESTERLING	1	14:34	0	0	0	-1	0	0	0	0	0	0	.0
L	12	JOSH GREEN	5	5:53	0	0	0	0	0	0	0	0	0	2	.0
R	16	GEORGE PARROS	7	5:32	0	0	0	0	9	0	0	0	0	5	.0
C	17	PETTERI NOKELAINEN	9	8:42	0	0	0	-1	2	0	0	0	0	2	.0
D	21	SHELDON BROOKBANK	13	11:12	0	0	0	-1	18	0	0	0	0	3	.0

SW#	GOALTENDER	GPI	MINS	AVG	W	L	EN	SO	GA	SA	SV%	G	A	PIM
35	JEAN-SEBASTIEN GIGUERE	1	17	.00	0	0	1	0	0	6	1.000	0	0	0
1	JONAS HILLER	13	807	2.23	7	6	1	2	30	524	.943	0	0	0
<b>ANA GOALTENDING TOTALS</b>		<b>13</b>	<b>827</b>	<b>2.32</b>	<b>7</b>	<b>6</b>	<b>2</b>	<b>2</b>	<b>32</b>	<b>532</b>	<b>.940</b>	<b>0</b>	<b>0</b>	<b>0</b>

The Anaheim Ducks earned their franchise-record fourth consecutive trip to the Stanley Cup Playoffs in 2008-09, finishing second in the Pacific Division and eighth in the Western Conference with a 42-33-7 record for 91 points. The Ducks opened the post-season against the NHL's top team in the regular season, the San Jose Sharks. The series marked just the second NHL playoff meeting between two California teams and the first since the 1969 Western Conference Quarterfinals when the Los Angeles Kings beat the Oakland Seals in seven games. With a 4-2 series win over San Jose, the Ducks became the fifth team to upset the NHL's best regular season team (by standings points) in the first round since the Expansion Era began (1967-68). The Ducks were also just the 11th team in NHL history to defeat a team who earned 110-or-more standings points during the regular season in the first round. With the series victory, Anaheim advanced to the second round to face Detroit for the fifth time in franchise history. The Ducks stretched the Western Conference Semifinals to seven games before falling short in Game 7 at Detroit. Center **Ryan Getzlaf** led the team in postseason scoring with 4-14=18 points while goaltender **Jonas Hiller** posted a 7-6 record with two shutouts, a 2.23 GAA and .943 SV% in his Stanley Cup Playoff debut.

# 2009 DUCKS PLAYOFF NOTES

## WESTERN CONFERENCE QUARTERFINALS

### GAME 1 (APRIL 16, 2009) - ANAHEIM 2 @ SAN JOSE 0

The Ducks were able to shut down the Sharks' potent power play (stopping all six attempts) and scored an extra-man marker of their own en route to 2-0 shutout in Game 1...it was the club's first postseason shutout since May 30, 2007 in Game 2 of the Stanley Cup Final vs. Ottawa (1-0)...it was also the club's first road shutout in the Stanley Cup Playoffs since May 3, 2006 in the series deciding Game 7 of the Conference Quarterfinal Series at Calgary (3-0)...defenseman **Scott Niedermayer** broke the scoreless tie at 5:18 of the third period on the club's third power play attempt of the game...center **Ryan Getzlaf** and defenseman **Ryan Whitney** (first playoff point as a Duck) picked up the assists...it was Niedermayer's seventh career postseason game-winning goal and his fourth with Anaheim...after coming out of the penalty box for elbowing, Getzlaf scored a goal on a pass from right wing **Mike Brown** to provide an insurance goal for the Ducks, making the score 2-0...it was Brown's first career postseason point...in his Stanley Cup Playoffs debut, goaltender **Jonas Hiller** stopped all 35 shots he faced for the shutout...he was first goalie in over five years to post a shutout in his postseason debut.

PP: 1-4 PK: 0-6 SF: 35 SA: 17  
TOI: S. Niedermayer (24:42)  
Three Stars: 1. Hiller 2. Getzlaf 3. Marchant

### GAME 2 (APRIL 19, 2009) - ANAHEIM 3 @ SAN JOSE 2

The Ducks took a two games-to-none lead in their Western Conference Quarterfinal series against the San Jose Sharks with a 3-2 victory at HP Pavilion...with a six-for-six performance in Game 2, the Ducks improved to a perfect 12-for-12 on the penalty kill against the Sharks...all three Ducks goal scorers had begun the season in Iowa (AHL)...right wing **Bobby Ryan** opened the scoring at the 3:45 mark of the first period, beating Evgeni Nabokov with a second-attempt effort on the power play...after Ryan Clowe scored San Jose's first goal of the postseason early in the second, the Ducks reclaimed the lead on center **Andrew Ebbett's** go-ahead goal at 9:44 of the third...left wing **Drew Miller** collected the game-winner at 13:17 of the third, making a winner out of starting goaltender **Jonas Hiller**, who stopped 42-of-44 shots for his second consecutive win...six Ducks recorded single assists in the victory, including right wing **Teemu Selanne**, center **Erik Christensen**, left wing **Rob Niedermayer**, and defensemen **Scott Niedermayer**, **James Wisniewski** and **Ryan Whitney**.

PP: 1-2 PK: 0-6 SF: 26 SA: 44  
TOI: S. Niedermayer (26:51)  
Three Stars: 1. Hiller 2. Cheechoo 3. S. Niedermayer

### GAME 3 (APRIL 21, 2009) - ANAHEIM 3 VS. SAN JOSE 4

The Western Conference Quarterfinal series shifted to Southern California for Game 3 but despite the change of location, the visiting team came away with the win for the third consecutive game...the San Jose Sharks earned their first win of the series with a 4-3 victory over the Ducks at Honda Center, reducing Anaheim's lead in the series to two games to one...San Jose opened the scoring early in the first for its first lead of the series and never trailed in the game...Anaheim tied the game on three separate occasions before Patrick Marleau scored the game-winning goal at 10:33 of the third...the final score marked the first career playoff loss for goaltender **Jonas Hiller**, who turned away 31-of-35 shots...right wing **Bobby Ryan** and defensemen **Chris Pronger** and **James Wisniewski** all scored their first goals of the 2009 playoffs while center **Ryan Getzlaf** and defenseman **Ryan Whitney** each earned an assist.

PP: 1-4 PK: 2-3 SF: 30 SA: 35  
TOI: S. Niedermayer (26:21)  
Three Stars: 1. Boyle 2. Pronger 3. Blake

### GAME 4 (APRIL 23, 2009) - ANAHEIM 4 VS. SAN JOSE 0

Right wing **Bobby Ryan** became the second rookie in franchise history to score two goals in a playoff game while goaltender **Jonas Hiller** posted his second career postseason shutout as the Ducks blanked the Sharks, 4-0...the shutout marked the Ducks' first home shutout in the postseason since May 30, 2007 in Game 2 of the SCF vs. OTT...Ryan scored the Ducks' opening two goals of the game, with the first accounting for the game-winner...the only other Ducks rookie to score two goals in a playoff game was defenseman **Francois Beauchemin** in Game 3 of the CQF, Apr. 25, 2006 vs. CGY...Ryan's linemates, center **Ryan Getzlaf** (0-2=2) and **Corey Perry** (1-1=2) also had multiple-point nights...defenseman **Ryan Whitney** collected an assist on Ryan's first goal, extending his point streak to four consecutive games, which co-lead the NHL at the conclusion of the game...defenseman **Chris Pronger**, left wing **Rob Niedermayer** and center **Todd Marchant** each tallied a helper in the game...left wing **Drew Miller** scored his second career playoff goal, an empty-netter with 41 seconds remaining on the clock...Hiller was perfect in net, stopping all 31 shots he faced...the Ducks were also perfect on the penalty kill for the third game of the series.

PP: 0-4 PK: 0-2 SF: 26 SA: 31  
TOI: C. Pronger (25:00)  
Three Stars: 1. Ryan 2. Hiller 3. Wisniewski

### GAME 5 (APRIL 25, 2009) - ANAHEIM 2 @ SAN JOSE 3 OT

The San Jose Sharks reduced the Ducks' Western Conference Quarterfinal series lead to one game with a 3-2 overtime victory in Game 5 at HP Pavilion, the first overtime contest of the series...holding true to form, the team to score first improved to 5-0 while the home team won its second straight after the visitors took the first three games of the series...the Sharks jumped out to a 2-0 lead with goals by Joe Thornton and Devin Setoguchi in the first and second periods, respectively...the Ducks responded with a two-goal third period to force overtime...center **Ryan Carter** got Anaheim on the scoreboard with his first career playoff goal (Nabokov) 55 seconds in the third before right wing **Corey Perry** tied the game with his second of the playoffs at 4:42 of the third...defenseman **Scott Niedermayer** (0-2=2) and centers **Ryan Getzlaf** (0-1=1) and **Andrew Ebbett** (0-1=1) drew assists on the third-period goals...the teams went scoreless through the remainder of regulation, pushing the game to OT...Patrick Marleau held off elimination for the Sharks with his game-winner at 6:02 of OT...in a tough-luck loss, goaltender **Jonas Hiller** stopped 45-of-48 shots in his first career postseason overtime game.

PP: 0-3 PK: 1-3 SF: 25 SA: 48  
TOI: R. Whitney (28:11)  
Three Stars: 1. Marleau 2. Thornton 3. S. Niedermayer

### GAME 6 (APRIL 27, 2009) - ANAHEIM 4 VS. SAN JOSE 1

The Ducks broke a scoreless tie at 13:03 of the second period, followed by two more unanswered goals to defeat the Sharks in Game 6 of the CQF and advance to the CSF...right wing **Corey Perry** put the Ducks on the board with a power play goal to tie the game at 12:33 of the first period...right wing **Teemu Selanne** scored a power play goal at 13:03 of the second, which would prove to be the game-winner...it was the 10th postseason game-winner of his career and first since May 20, 2007 in Game 5 of the WCF at Detroit...defenseman **Francois Beauchemin** scored his first goal of the postseason just 1:23 after Selanne's marker...center **Ryan Getzlaf** scored at 17:06 of the third to add another insurance goal...Getzlaf completed the "Gordie Howe hat trick" collecting an assist on Perry's goal while also squaring off against San Jose center Joe Thornton just two seconds into the contest...defenseman **Chris Pronger** added two assists while defenseman **Scott Niedermayer**, centers **Mike Brown** and **Ryan Carter** and left wingers **Rob Niedermayer** and **Drew Miller** each notched a single assist...the Ducks scored on the power play for the fourth game in the series...goaltender **Jonas Hiller** won his fourth career postseason game, stopping 36-of-37 shots.

PP: 2-5 PK: 1-4 SF: 32 SA: 37  
TOI: S. Niedermayer (27:59)  
Three Stars: 1. Hiller 2. Pronger 3. S. Niedermayer

# 2009 DUCKS PLAYOFF NOTES



## WESTERN CONFERENCE SEMIFINALS

### GAME 1 (MAY 1, 2009) - ANAHEIM 2 @ DETROIT 3

Detroit's Nicklas Lidstrom scored the second of his two goals with just 49 seconds remaining in the game, breaking the 2-2 tie and giving the Red Wings a 3-2 win and 1-0 series lead at Joe Louis Arena...the loss moved Anaheim's lifetime postseason record in Detroit to 4-6...right wing **Corey Perry** gave the Ducks an early one-goal lead, putting the club on the board at 7:28 of the first period...Perry extended his goal streak to four games...following two Detroit goals, right wing **Teemu Selanne** scored a power play goal for the Ducks with just 17 seconds remaining in the second, sending the two clubs into the dressing room with a 2-2 tie at intermission...in his 50th career postseason contest, center **Ryan Getzlaf** collected assists on both Anaheim goals, extending his assist streak to five games...he also led the club in TOI with 27:55...defenseman **Chris Pronger** also registered assists on both the Perry and Selanne goals...goaltender **Jonas Hiller** was handed the tough-luck loss, stopping 34-of-37 shots on net.

PP: 1-3 PK: 2-6 SF: 24 SA: 37

TOI: R. Getzlaf (27:55)

Three Stars: 1. Lidstrom 2. Franzen 3. Getzlaf

### GAME 2 (MAY 3, 2009) - ANAHEIM 4 @ DETROIT 3 OT

Center **Todd Marchant** broke a 3-3 tie in the third overtime period to propel the Ducks to a 4-3 victory over the Red Wings at Joe Louis Arena in Game 2 of the Western Conference Semifinals...Marchant's second career playoff overtime goal evened the series at a game apiece as Anaheim won its fifth consecutive overtime game against Detroit...the contest marked the longest game for Anaheim since Game 1 of the CSF at Dallas on Apr. 24, 2003 (W, 4-3 in 5 OT) and third triple overtime game against the Red Wings...goaltender **Jonas Hiller** stopped 59-of-62 shots, marking the most saves by an Anaheim netminder since J.S. Giguere made 63 stops in Game 1 of the CQF on Apr. 10, 2003 at Detroit...the game opened with Anaheim and Detroit scoring twice in the first period as center **Ryan Getzlaf** and defenseman **Chris Pronger** netted goals for the Ducks...center **Ryan Carter** gave Anaheim a 3-2 lead with a power play goal at 4:42 of the second before Detroit forced overtime with Johan Franzen's game-tying goal at 5:19 of the third...after two scoreless overtime periods, Marchant ended the drama at 1:15 of the third extra frame, the lone assist going to defenseman **James Wisniewski**...Getzlaf led all skaters with 1-2=3 points while right wing **Corey Perry** recorded the only other multiple-goal game with a pair of assists (0-2=2)...defenseman **Scott Niedermayer** (0-1=1) and right wing **Bobby Ryan** (0-1=1) also earned assists in the victory...Pronger paced all skaters with 46:21 TOI.

PP: 2-4 PK: 1-3 SF: 46 SA: 62

TOI: C. Pronger (46:21)

Three Stars: 1. Hiller 2. Franzen 3. Pronger

### GAME 3 (MAY 5, 2009) - ANAHEIM 2 VS. DETROIT 1

Returning to Honda Center for Game 3 of the Western Conference Semifinals, the Ducks edged the Red Wings, 2-1, to take a 2-1 lead in the best-of-7 series...goaltender **Jonas Hiller** turned in another strong playoff performance, stopping 45-of-46 shots for his second consecutive win and sixth of the playoffs...Hiller faced 11 shots in the first period, 17 in the second and 18 in the third, allowing only a Henrik Zetterberg power play goal at 14:20 of the middle frame...right wing **Teemu Selanne** opened the scoring at 12:49 of the first, converting on a breakaway pass from center **Ryan Carter**, who collected his second assist of the playoffs...defenseman **Scott Niedermayer's** power play goal at 8:16 of the second marked his eighth career playoff game-winner, tied for second all-time among defensemen in the postseason...center **Ryan Getzlaf** and defenseman **Chris Pronger** drew assists on the Niedermayer goal.

PP: 1-4 PK: 1-5 SF: 23 SA: 46

TOI: C. Pronger (26:55)

Three Stars: 1. Hiller 2. Pronger 3. Zetterberg

### GAME 4 (MAY 7, 2009) - ANAHEIM 4 VS. DETROIT 6

Fueled by two-goal outings from center Johan Franzen and right wing Marian Hossa, the Red Wings defeated the Ducks, 6-3, at Honda Center to even the Western Conference Semifinals at two games apiece...Anaheim

right wing **Corey Perry** opened the scoring at 0:42 of the first period, tying a franchise postseason record for the fastest goal scored to start a game (Petr Sykora scored 42 seconds into Game 5 of the 2003 Stanley Cup Final, June 5, 2003 at New Jersey)...Franzen scored twice in the latter half of the period as Detroit would not trail for the remainder of the night...Perry, who scored his second goal of the game at 11:03 of the second period, finished with a playoff career-high 2-1=3 points and his first career postseason multiple-goal game...defenseman **Scott Niedermayer** also scored for Anaheim at 10:03 of the third, marking his team-leading third power play goal of the playoffs...center **Ryan Getzlaf** (0-2=2) had a pair of assists and defenseman **Chris Pronger** (0-1=1) added a single helper in the setback...goaltender **Jonas Hiller** turned away 28-of-33 shots before being relieved by **J.S. Giguere**, who stopped all six shots in his 2009 playoff debut...the game drew a club-record 17,601 fans, besting the previous mark of 17,597 set on Jan. 2, 2009 vs. Philadelphia.

PP: 1-3 PK: 1-5 SF: 28 SA: 40

TOI: S. Niedermayer (24:59)

Three Stars: 1. Franzen 2. Hossa 3. Perry

### GAME 5 (MAY 10, 2009) - ANAHEIM 1 @ DETROIT 4

With a 4-1 defeat in Game 5 of the Western Conference Semifinals at Joe Louis Arena, the Ducks lost their second consecutive game to the Red Wings to fall behind in the best-of-7 series three games to two...after a scoreless first period, Detroit erupted for two goals 39 seconds apart in the second courtesy of Johan Franzen and Jiri Hudler...at 15:57 of the second, defenseman **Ryan Whitney** scored his first goal as a Duck on the power play to bring Anaheim back to within one of Detroit...centers **Eric Christensen** and **Andrew Ebbett** drew assists on Whitney's goal...the Ducks would not find the back of the net again despite several quality scoring chances against Detroit netminder Chris Osgood...Anaheim goaltender **Jonas Hiller** stopped 34-of-37 shots, including 15 in the second, in the tough-luck loss...the Ducks went a perfect three-for-three on the penalty kill for the first time in the series.

PP: 1-3 PK: 0-3 SF: 17 SA: 38

TOI: C. Pronger (26:30)

Three Stars: 1. Zetterberg 2. Ericsson 3. Datsyuk

### GAME 6 (MAY 12, 2009) - ANAHEIM 2 VS. DETROIT 1

The Ducks forced the series to a decisive Game 7 with a 2-1 victory at Honda Center...top-liners **Ryan Getzlaf** and **Corey Perry** figured in on each of the goals...on the first goal, Getzlaf tipped in the puck off a deflection from Perry on the power play...on the second goal, Perry tipped the puck in the net off a shot by Getzlaf from the blue line...defenseman **Scott Niedermayer** also registered an assist on the Getzlaf goal while right wing **Bobby Ryan** notched a helper on Perry's game-winner...it was Perry's second career GWG (also in Game 3 of the CSF, Apr. 29, 2007 @ VAN) and the first of 2009...the club held the Red Wings scoreless for 56:25 until Detroit's Johan Franzen scored a goal at 17:35 of the third period on the power play...**Jonas Hiller** stopped 38-of-39 shots for his fifth game of the postseason in which he allowed one-goal-or-less...the Ducks improved their lifetime Game 6 record to 7-1 and a perfect 6-0 at home.

PP: 1-5 PK: 1-4 SF: 28 SA: 39

TOI: C. Pronger (26:36)

Three Stars: 1. Hiller 2. Getzlaf 3. S. Niedermayer

### GAME 7 (MAY 14, 2009) - ANAHEIM 3 @ DETROIT 4

Detroit's Dan Cleary scored the game- and series-winning goal with three minutes left in regulation as the Ducks were eliminated from the Stanley Cup Playoffs with a 4-3 loss to the Red Wings in Game 7 of the CSF at Joe Louis Arena...Anaheim rallied from 2-0 and 3-1 deficits with goals from right wingers **Teemu Selanne**, **Corey Perry** and **Bobby Ryan**...Ryan's goal at the 7:37 mark of the third period tied the game at 3-3, erasing a Detroit lead that had stood since 15:53 of the first...goaltender **Jonas Hiller** was once again struck in net for the Ducks with 36 saves on 40 shots, including 17 in the first period...Perry, Selanne, center **Ryan Carter** and defensemen **Scott Niedermayer**, **Chris Pronger** and **Ryan Whitney** all drew single assists in the setback, Anaheim's third Game 7 defeat in franchise history.

PP: 1-5 PK: 1-5 SF: 27 SA: 40

TOI: C. Pronger (28:23)

Three Stars: 1. Cleary 2. Helm 3. Selanne

# 2008 DUCKS PLAYOFF STATS

POS	NO.	PLAYER	GP	AVG		G	A	PTS	+/-	PIM	PP	SH	GW	OT	S	PCTG
				TOI												
D	25	CHRIS PRONGER	6	24:13		2	3	5	-1	12	2	0	1	0	12	16.7
C	15	RYAN GETZLAF	6	20:29		2	3	5	-2	6	1	0	0	0	14	14.3
R	8	TEEMU SELANNE	6	19:34		2	2	4	-1	6	2	0	1	0	20	10.0
R	10	COREY PERRY	3	14:54		2	1	3	1	8	0	0	0	0	7	28.6
C	22	TODD MARCHANT	6	17:39		2	0	2	1	0	0	0	0	0	8	25.0
D	21	SEAN O'DONNELL	6	15:31		1	1	2	3	2	0	0	0	0	3	33.3
L	32	TRAVIS MOEN	6	14:08		1	1	2	-1	2	0	0	0	0	4	25.0
D	27	SCOTT NIEDERMAYER	6	24:24		0	2	2	-2	4	0	0	0	0	7	.0
R	4	TODD BERTUZZI	6	14:14		0	2	2	-2	14	0	0	0	0	11	.0
L	14	CHRIS KUNITZ	6	18:30		0	2	2	-2	8	0	0	0	0	14	.0
D	11	MATHIEU SCHNEIDER	6	20:29		1	0	1	-3	8	0	0	0	0	7	14.3
C	39	DOUG WEIGHT	5	7:38		0	1	1	1	4	0	0	0	0	2	.0
D	40	KENT HUSKINS	6	14:34		0	1	1	-3	2	0	0	0	0	2	.0
R	16	GEORGE PARROS	1	2:42		0	0	0	0	0	0	0	0	0	0	.0
C	44	ROB NIEDERMAYER	2	13:46		0	0	0	-1	0	0	0	0	0	1	.0
C	17	BRIAN SUTHERBY	5	5:28		0	0	0	0	2	0	0	0	0	3	.0
L	24	BRAD MAY	6	6:55		0	0	0	1	4	0	0	0	0	6	.0
C	26	SAMUEL PAHLSSON	6	18:18		0	0	0	1	0	0	0	0	0	5	.0
D	23	FRANCOIS BEAUCHEMIN	6	21:01		0	0	0	2	26	0	0	0	0	4	.0
C	20	*RYAN CARTER	6	11:02		0	0	0	-2	6	0	0	0	0	6	.0

SW#	GOALTENDER	GPI	MINS	AVG	W	L	EN	SO	GA	SA	SV%	G	A	PIM
35	JEAN-SEBASTIEN GIGUERE	6	358	3.18	2	4	1	0	19	187	.898	0	1	0
<b>ANA GOALTENDING TOTALS</b>		<b>6</b>	<b>360</b>	<b>3.33</b>	<b>2</b>	<b>4</b>	<b>1</b>	<b>0</b>	<b>20</b>	<b>188</b>	<b>.894</b>	<b>0</b>	<b>1</b>	<b>0</b>

\* = Rookie





# 2008 DUCKS PLAYOFF NOTES



The Anaheim Ducks completed the 2007-08 regular season with a mark of 47-27-8 record for 102 points, finishing second in the Pacific Division and fourth in the Western Conference. The Ducks advanced to the NHL Playoffs for a franchise-record third consecutive season and faced the fifth-seed Dallas Stars for the second time in club postseason history. Holding home ice advantage, Anaheim lost Games 1 and 2 at Honda Center before earning its first win in Game 3 at American Airlines Center. A Game 4 loss in Dallas forced the Ducks into a must-win situation for the remainder of the series. Anaheim responded with a convincing victory in Game 5 before the 77th consecutive sellout at Honda Center but was eventually eliminated with a Game 6 loss in Dallas. It was just the second first-round exit in six NHL Playoffs for the Ducks and the first since the 1999 postseason. Center **Ryan Getzlaf** and defenseman **Chris Pronger** finished tied for the team scoring lead with 2-3=5 points each while right wing **Teemu Selanne** finished third with 2-2=4 points.

## WESTERN CONFERENCE QUARTERFINALS

### GAME 1 (APRIL 10, 2008) - ANAHEIM 0 VS. DALLAS 4

Special teams won the game for Dallas, scoring four power play goals as the Ducks fell to the Stars, 4-0, in Game 1 of the Western Conference Quarterfinals...Dallas forwards Steve Ott, Loui Eriksson, Jere Lehtinen and Brenden Morrow scored a power play goal each...Morrow also picked up two assists for a three-point game... both Mike Ribeiro and Stephane Robidas each earned two assists...Stars goaltender Marty Turco stopped all 23 Ducks shots...**J.S. Giguere** turned away 33-of-37 shots in the loss...**Bobby Ryan** made his NHL career postseason debut, recording one shot with 13:13 TOI... **Scott Niedermayer** had a game-high 24:45 TOI.

PP: 0-3 PK: 4-7 SF: 23 SA: 37  
TOI: S. Niedermayer (24:45)  
Three Stars: 1. Ribeiro 2. May 3. Turco

### GAME 2 (APRIL 12, 2008) - ANAHEIM 2 VS. DALLAS 5

The Stars jumped out to an early 2-0 lead, but the Ducks answered back as **Teemu Selanne** scored a power play goal at 3:41 of the first period...**Scott Niedermayer** and **Ryan Getzlaf** notched the assists on the Selanne goal... **Travis Moen** evened the score with an even-strength goal at 16:19 of the second with **Todd Bertuzzi** earning the single assist...the Ducks failed to capitalize on two early third-period power play attempts...Mike Modano scored the eventual game-winner for the Stars on the power play at 5:47 of the third...Brad Richards followed with another goal less than a minute later to extend the Stars lead to two goals...Loui Eriksson scored the Stars' fifth and final goal at 14:36 of the third...**J.S. Giguere** stopped 25-of-30 shots in the loss.

PP: 1-6 PK: 2-6 SF: 22 SA: 30  
TOI: C. Pronger (25:02)  
Three Stars: 1. Richards 2. Getzlaf 3. Ribeiro

### GAME 3 (APRIL 15, 2008) - ANAHEIM 4 @ DALLAS 2

The Ducks became contenders in the series, cutting the Stars' lead to two games to one with a 4-2 victory in Game 3 of the CQF...**Todd Marchant** opened the scoring for the Ducks with a goal at 6:39 of the first period for his first postseason goal since Game 3 of the WCF, May 23, 2006 at Edmonton...**Travis Moen** and **Chris Pronger** assisted on Marchant's goal...**Ryan Getzlaf** scored an unassisted goal, his first of the 2008 postseason, at 10:09 of the first... Pronger scored his first of two goals on the power play at 14:31 of the first, giving the Ducks a 3-0 lead...**Todd Bertuzzi** and **Doug Weight** each earned assists...Pronger pushed the score to 4-0 with another power play tally at 5:34 of the second...**Teemu Selanne** and Getzlaf provided the helpers...it was the first multi-goal game of Pronger's postseason career and tied the club record for points in a playoff game by a defenseman (also a career high)...in addition, his two goals tied a club record for most goals by a defenseman in a postseason contest...**J.S. Giguere** stopped 31-of-33 shots in the victory.

PP: 2-4 PK: 2-7 SF: 15 SA: 33  
TOI: S. Niedermayer (26:56)  
Three Stars: 1. Pronger 2. Morrow 3. Giguere

### GAME 4 (APRIL 17, 2008) - ANAHEIM 1 @ DALLAS 3

All four of the game's goals were scored at even strength, as the Stars bested the Ducks, 3-1, in Game 4 of the CQF at American Airlines Center...after giving up a goal at 16:39 of the first period to Dallas' Joel Lundqvist, the score remained the same until 9:01 of the third period when Dallas' Stu Barnes put the Stars up, 2-0...Steve Ott added another Dallas goal at 17:17 of the third...**Mathieu Schneider** spoiled the Dallas shutout, scoring with 0:08 seconds remaining in the game...**Corey Perry**, returning for his first postseason contest after missing six weeks with a lacerated right quadriceps tendon, collected an assist on Schneider's goal...**Kent Huskins** also picked up an assist on the Ducks' lone goal, his second career postseason point...**J.S. Giguere** stopped 17-of-20 shots in the loss.

PP: 0-5 PK: 0-6 SF: 28 SA: 20  
TOI: S. Niedermayer (25:32)  
Three Stars: 1. Turco 2. Barnes 3. Modano

### GAME 5 (APRIL 18, 2008) - ANAHEIM 5 VS. DALLAS 2

Anaheim extended the series to a sixth game with a 5-2 victory at Honda Center...**Corey Perry** scored his first goal of the postseason at 8:25 of the first period, with **Sean O'Donnell** collecting the assist...the Ducks' next two goals were scored on the power play, with **Ryan Getzlaf** scoring at 11:03 of the second and **Teemu Selanne** (GWG) scoring at 0:48 of the third...O'Donnell added an insurance goal at 12:05 of the third, his first goal in the postseason since Game 3 of the WCF, May 23, 2006 at Edmonton...he also established a career high for points in a postseason contest (1-1=2)...**Chris Pronger** and **Chris Kunitz** each had a two-assist night while Getzlaf and Selanne also collected single assists...**Todd Marchant** scored his second goal of the postseason with an empty-netter at 18:36 of the third...**J.S. Giguere** earned his second victory of the 2008 playoffs, stopping 40-of-42 shots...the Ducks were perfect on the penalty kill, going 7-for-7...the club scored two power play goals for the second time in the series.

PP: 2-3 PK: 0-7 SF: 42 SA: 32  
TOI: C. Pronger (27:14)  
Three Stars: 1. Giguere 2. Selanne 3. Ribeiro

### GAME 6 (APRIL 20, 2008) - ANAHEIM 1 VS. DALLAS 4

The Ducks were eliminated from the 2008 NHL Playoffs with a 4-1 loss to the Stars in Game 6 of the CQF at American Airlines Center...**Corey Perry** opened the scoring with his second goal in as many games, successfully converting at the 2:11 mark of the second period...assists went to **Scott Niedermayer** and **J.S. Giguere**, who collected his first playoff point since the 2003 postseason...Dallas clinched the series victory with four goals in the third period, including tallies from Stephane Robidas, Stu Barnes, Loui Eriksson and Mike Modano...Giguere finished with 22 saves on 26 shots... the setback marked Anaheim's first opening-round loss since 1999.

PP: 0-3 PK: 2-5 SF: 18 SA: 26  
TOI: S. Niedermayer (25:23)  
Three Stars: 1. Robidas 2. Morrow 3. Barnes

# 2007 DUCKS PLAYOFF STATS

POS	NO.	PLAYER	GP	AVG		G	A	PTS	+/-	PIM	PP	SH	GW	OT	S	PCTG
				TOI												
C	15	RYAN GETZLAF	21	21:43	7	10	17	1	32	3	1	3	0	57	12.3	
R	10	COREY PERRY	21	16:29	6	9	15	5	37	1	0	1	0	58	10.3	
R	8	TEEMU SELANNE	21	19:07	5	10	15	1	10	0	0	2	1	60	8.3	
D	25	CHRIS PRONGER	19	30:11	3	12	15	10	26	1	0	0	0	58	5.2	
C	19	ANDY MCDONALD	21	18:37	10	4	14	6	10	5	0	0	0	64	15.6	
L	32	TRAVIS MOEN	21	17:18	7	5	12	5	22	0	0	3	1	34	20.6	
C	26	SAMUEL PAHLSSON	21	19:25	3	9	12	10	20	0	0	2	0	30	10.0	
D	27	SCOTT NIEDERMAYER	21	29:50	3	8	11	2	26	1	0	2	2	42	7.1	
C	44	ROB NIEDERMAYER	21	18:34	5	5	10	9	39	0	1	1	0	42	11.9	
D	23	FRANCOIS BEAUCEMIN	20	30:33	4	4	8	2	16	4	0	0	0	58	6.9	
R	17	*DUSTIN PENNER	21	14:04	3	5	8	4	2	0	0	2	0	37	8.1	
L	14	CHRIS KUNITZ	13	17:47	1	5	6	1	19	0	0	0	0	28	3.6	
C	22	TODD MARCHANT	11	15:44	0	3	3	-1	12	0	0	0	0	19	.0	
D	5	RIC JACKMAN	7	6:04	1	1	2	2	2	1	0	0	0	2	50.0	
D	21	SEAN O'DONNELL	21	20:20	0	2	2	8	10	0	0	0	0	13	.0	
L	24	BRAD MAY	18	7:21	0	1	1	-1	28	0	0	0	0	14	.0	
D	40	KENT HUSKINS	21	11:44	0	1	1	4	11	0	0	0	0	5	.0	
C	13	MARK HARTIGAN	1	3:34	0	0	0	0	0	0	0	0	0	0	.0	
D	34	*AARON ROME	1	11:01	0	0	0	-2	0	0	0	0	0	0	.0	
R	46	JOE MOTZKO	3	3:54	0	0	0	0	2	0	0	0	0	2	.0	
L	18	*ANDREW MILLER	3	6:59	0	0	0	0	1	2	0	0	0	3	.0	
C	52	*RYAN CARTER	4	3:12	0	0	0	-1	0	0	0	0	0	0	.0	
R	16	GEORGE PARROS	5	3:49	0	0	0	0	10	0	0	0	0	1	.0	
R	38	*RYAN SHANNON	11	4:03	0	0	0	0	6	0	0	0	0	5	.0	
L	45	SHAWN THORNTON	15	3:57	0	0	0	-3	19	0	0	0	0	5	.0	
D	33	JOE DIPENTA	16	8:12	0	0	0	0	4	0	0	0	0	3	.0	

SW#	GOALTENDER	GPI	MINS	AVG	W	L	T	EN	SO	GA	SA	SV%	G	A	PIM
35	J.S. GIGUERE	18	1067	1.97	13	4		0	1	35	451	.922	0	0	0
30	ILYA BRYZGALOV	5	267	2.25	3	1		0	0	10	128	.922	0	0	0
<b>ANA GOALTENDING TOTALS</b>		<b>21</b>	<b>1341</b>	<b>2.01</b>	<b>16</b>	<b>5</b>		<b>0</b>	<b>1</b>	<b>45</b>	<b>579</b>	<b>.922</b>			

\* = Rookie



# 2007 DUCKS PLAYOFF NOTES



## CUP IN CALIFORNIA:

By securing their first Stanley Cup championship in franchise history, the Anaheim Ducks also became the first team from California to win the Stanley Cup...their appearance in the Final marked just the fifth time since 1926 that a West Coast team competed for the Stanley Cup (also Vancouver (1982 & 1994), Los Angeles (1993) & Anaheim (2003))...the Ducks were the first West Coast team to win the Stanley Cup since the 1925 Victoria Cougars and the first U.S. team to win it since the 1917 Seattle Metropolitans.

## KEEPING IT IN THE FAMILY:

**Rob** and **Scott Niedermayer** were the first set of brothers to win the Stanley Cup together since Brent and Duane Sutter won with the 1983 New York Islanders (they also won Cup with Islanders in 1982)...they were the first set of brothers to compete on the same team in the Stanley Cup Final since Rich and Ron Sutter played for the Philadelphia Flyers in the 1985 Final vs. the Edmonton Oilers (lost)...the Niedermayers were also the first brother combination on opposing clubs to appear in the Stanley Cup Final since 1946 when they met in the 2003 Stanley Cup Final.

## YOUTH RAISE THE CUP:

The 2007 Champions had the largest contingency of players (11) in their first or second NHL year on one Stanley Cup roster...the 1986 Montreal Canadiens are the only team that comes close to the Ducks number of first or second year players on a Stanley Cup winning roster with 10...below is a list of Ducks that were in their first or second NHL season that played in at least one game with the club during their playoff run:

<b>Ilya Bryzgalov</b>	<b>Drew Miller</b>
<b>Francois Beauchemin</b>	<b>Dustin Penner</b>
<b>Ryan Carter</b>	<b>Corey Perry</b>
<b>Ryan Getzlaf</b>	<b>Aaron Rome</b>
<b>Kent Huskins</b>	<b>Ryan Shannon</b>
<b>Chris Kunitz</b>	

## FOUR SCORE:

The Ducks were the first team since the 1989 Calgary Flames to have one player or fewer to have previously won the Stanley Cup...Scott Niedermayer was the only Ducks player who has previously won the Cup with the 1995, 2000 and 2003 New Jersey Devils...the 1989 Flames entered the Stanley Cup Final without a single player who had previously won a Cup.

## ROOKIES CHIP IN:

The Ducks had five rookie players on their roster who competed in at least three 2007 playoff games...the last Stanley Cup championship team to have more than five rookies compete in at least three playoff games during a postseason run were the 1986 Montreal Canadiens, who had eight...below is a list of the rookies on the Ducks Stanley Cup winning roster that competed in at least three playoff games in 2007:

**Ryan Carter**  
**Kent Huskins**  
**Drew Miller**  
**Dustin Penner**  
**Ryan Shannon**

## WASTING LITTLE TIME:

The Anaheim Ducks secured the Stanley Cup in just 21 games...with the 1992 Pittsburgh Penguins, the Ducks were the 5th (tied) fastest run to winning the Stanley Cup in NHL history since the best-of-seven series was implemented in 1987.

Year	Team	Record	Win Percentage
1988	Edmonton Oilers	16-2	.889
1993	Montreal Canadiens	16-4	.800
1997	Detroit Red Wings	16-4	.800
1995	New Jersey Devils	16-4	.800
<b>2007</b>	<b>Anaheim Ducks</b>	<b>16-5</b>	<b>.762</b>
1992	Pittsburgh Penguins	16-5	.762

## TOP FLIGHT OVER LAST FOUR YEARS:

The Ducks advanced to the Conference Finals for the third time in the last four NHL seasons...no other team has advanced to the Conference Finals more than once over that span (since 2003 playoffs)...the Sabres and Senators advanced to the Conference Finals for the second time in four years...the Ducks were the ONLY team in the NHL to advance to the Stanley Cup Final twice in the previous four years.

YEAR	EASTERN CONFERENCE FINALS		WESTERN CONFERENCE FINALS		STANLEY CUP FINAL	
	Team	Team	Team	Team	Team	Team
2003	Ottawa	New Jersey	<b>Anaheim</b>	Minnesota	New Jersey	Anaheim
2004	Tampa Bay	Philadelphia	Calgary	San Jose	Tampa Bay	Calgary
2006	Carolina	Buffalo	<b>Anaheim</b>	Edmonton	Carolina	Edmonton
2007	Ottawa	Buffalo	<b>Anaheim</b>	Detroit	Ottawa	Anaheim

# 2007 DUCKS PLAYOFF NOTES

## FEELING AT HOME IN THE FINAL:

The Ducks remain undefeated at home (7-0) in Stanley Cup Final contests and are 8-0 at home in series-clinching games (4-0 in 2007, 3-0 in 2003 and 1-0 in 1997).

## DUCKS IN THE POSTSEASON:

For the first time in franchise history, the Ducks qualified for the Stanley Cup Playoffs in consecutive seasons...the club also qualified in 2006, 2003, 1999 and 1997...the Ducks have a win percentage of .603 in the Stanley Cup Playoffs with a 44-29 overall record.

## WINNING THE CLOSE ONES:

The Ducks posted a 12-2 record in games decided by one goal...the club tied the NHL playoff record for the most one-goal victories in one postseason...the 2003 Mighty Ducks of Anaheim had 12 one-goal victories during their Stanley Cup Final run...the 1993 Montreal Canadiens also accomplished this feat as they went on to win the Stanley Cup...in addition, the Ducks were T-2nd in lead-changing, game-winning goals that occurred in the third period or overtime:

### GAME-WINNING GOALS IN THE THIRD PERIOD OR OVERTIME

Year	Team	3rd Period/OT Wins
1993	Montreal Canadiens	12
<b>2007</b>	<b>Anaheim Ducks</b>	<b>10</b>
1994	Vancouver Canucks	10
1999	Dallas Stars	10
2003	Mighty Ducks of Anaheim	10

## GETTING IT DONE AT HOME:

With their win vs. OTT in Game Five of the Stanley Cup Final, the Ducks won their 10th (10-2) game at home in the postseason and have an overall home record of 23-7 since the start of the 2003 Stanley Cup Playoffs...in addition, Anaheim is 8-0 in series-clinching games at home, including 4-0 in 2007 (3-0 in 2003, 1-0 in 1997).

## DUCKS AT PEAK PLAYOFF SPOT SINCE 2003:

The Ducks have the most playoff wins (40) AND best playoff winning percentage (.690) in the NHL since the start of the 2003 post-season...below is a look at the top 10 playoff win totals in the NHL since 2003:

	GP	W	L	Win %
<b>Anaheim Ducks</b>	<b>58</b>	<b>40</b>	<b>18</b>	<b>.690</b>
Ottawa Senators	53	30	23	.566
New Jersey Devils	49	27	22	.551
Tampa Bay Lightning	45	24	21	.533
San Jose Sharks	39	22	17	.564
Calgary Flames	39	20	19	.512
Buffalo Sabres	33	20	13	.606
Philadelphia Flyers	37	19	18	.513
Edmonton Oilers	30	17	13	.566
Carolina Hurricanes	25	16	9	.640

## OVERTIME ON DUCKS SIDE:

Since the 2003 Stanley Cup Playoffs, the Ducks have appeared in 15 postseason contests that have been decided in overtime...the club is 13-2 in those games, the most by any team since 2003...below is a look at the top six teams in the NHL with the most overtime playoff wins:

Team	GP	W	L	Win %
<b>Anaheim</b>	<b>15</b>	<b>13</b>	<b>2</b>	<b>.867</b>
Ottawa	11	7	4	.636
Colorado	9	6	3	.667
Calgary	9	6	3	.667
Buffalo	10	6	4	.600
Vancouver	11	6	5	.545

## GIGUERE OUTSTANDING IN OVERTIME:

With the Ducks' overtime loss April 27 vs. VAN in Game Two of the Western Conference Semifinals, J.S. Giguere snapped his OT shutout streak at 197:52, which is the longest OT playoff minute shutout streak in NHL history...Giguere's streak began on April 10, 2003 in the CQF vs. DET when the Ducks edged the Red Wings, 2-1 in triple overtime...in 250:47 career postseason OT minutes, Giguere has a 0.24 GAA and .990 SV% (101-for-102)...with two OT wins in the CSF vs. VAN (May 1 and May 3) and two in the WCF vs. DET (May 13 and May 20), he is now 12-1 in his career in overtime (7-0 in 2003, 1-0 in 2006 and 4-1 in 2007)...Giguere is the only player to post a 12-1 record in OT in his first 13 career playoff OT games...in addition, Giguere's OT winning percentage (.923) is the highest for any goaltender with 10-plus OT decisions:

### BEST POSTSEASON OVERTIME RECORDS

(minimum of 10 overtime appearances)

PLAYER	Team	GP	W	L	WIN %
<b>Jean-Sebastien Giguere</b>	<b>ANA</b>	<b>13</b>	<b>12</b>	<b>1</b>	<b>.923</b>
Billy Smith	NYI	21	16	5	.762
Felix Potvin	TOR/LA	20	15	5	.750
Arturs Irbe	SJ/CAR	12	9	3	.750
Johnny Bower	TOR	11	8	3	.727

# 2007 DUCKS PLAYOFF NOTES



## GIGUERE TOUGH TO BEAT:

**J.S. Giguere** allowed two goals or less in 13 of his 18 appearances in the 2007 Stanley Cup Playoffs...he recorded a shutout on May 30 vs. OTT in Game Two of the SCF when he stopped all 16 shots he faced...it was his sixth career postseason shutout, with the previous five coming in the 2003 playoff campaign (most recent: June 2, 2003 vs. NJ in Game Four of the SCF, also a 1-0 victory)...he finished the postseason 4th in the NHL with a 1.97 GAA and T-5th in the NHL with a .922 SV%, stopping 416-of-451 shots...in addition, he successfully stopped the only penalty shot he faced during the 2007 postseason on June 6 vs. OTT (A. Vermette @ 7:23 of the third period)...he won 13 of his 17 starts, including four OT victories (May 3 vs. VAN, May 1 @ VAN, May 13 @ DET and May 20 @ DET) and stopped all shots he faced coming on in relief of **Ilya Bryzgalov** on April 17 @ MIN...Giguere has appeared in 45 career postseason contests, posting a 31-13 record, with a 1.96 GAA and .929 SV%.

## SWEDE SUCCESS FOR PAHLSSON:

Center **Samuel Pahlsson**, not usually known as a scorer (8-18=26 in 2006-07 regular season) became a major contributor to the Ducks offense during the postseason...Pahlsson recorded 3-9=12 points in 21 playoff games and was T-6th on the team in scoring...he recorded the GWG in two of the Ducks last five wins of the postseason...he scored the lone goal for the Ducks in their Game Two victory of the SCF on May 30 vs. OTT...in addition, Pahlsson scored the game-winner in the Ducks' series-clinching Game Six of the WCF vs. DET on May 22...he also led the league in postseason faceoff wins (249) and hits (79).

## GETZLAF BREAKS THROUGH:

In just his second season, center **Ryan Getzlaf** was one of the more prolific scorers throughout the Ducks postseason run...he earned 7-10=17 points in 21 postseason contests, eclipsing his point total in the 2006 Stanley Cup Playoffs by 10 points (3-4=7)...Getzlaf led the club in scoring, was 2nd in goal scoring and 5th in the NHL in postseason scoring...in addition, he was T-2nd in the NHL in game-winning goals (3) and short-handed goals (1)...he also had a two-game goal streak (2-0=2) May 22-28 and scored three goals in the last six games (3-3=6)...Getzlaf collected 4-4=8 points in the last eight playoff games and 4-6=10 points in the last 11 games.

## S. NIEDERMAYER SHINES IN OT:

On May 3 in the CSF, defenseman **Scott Niedermayer** scored the series-clinching OT goal against the Vancouver Canucks in the CSF...it was the first OT goal of his postseason career, while also holding the all-time regular season OT goal record among defensemen with 10...he added a second postseason OT goal, just 10 days after the first, on May 13 at Detroit in Game Two of the WCF (4-3 victory)...in addition, on May 20 in Game 5 of the WCF at Detroit, Niedermayer scored the game-tying goal with 48 seconds left before **Teemu Selanne** scored in OT to give the Ducks a crucial 2-1 victory...Niedermayer tied the record for most OT goals by a defenseman in one playoff year:

### MOST OVERTIME GOALS BY DEFENSEMAN IN ONE PLAYOFF YEAR

Year	Player	Team	Goals
2007	Scott Niedermayer	Anaheim	2
2002	Niclas Wallin	Carolina	2
1995	Chris Chelios	Chicago	2
1950	Leo Reise, Jr.	Detroit	2

## CHECKING LINE BECOMES SCORING LINE:

The Ducks line combination of **Samuel Pahlsson-Rob Niedermayer-Travis Moen** was the Ducks checking line all season, but in addition to their defensive responsibilities, all three became prolific scorers in the postseason...the line combined for 15-19=31 points in 21 postseason games, including six GWGs...Moen recorded the game-winner in Game Five of the SCF on June 6 vs. OTT (also recorded the first two-goal game of his postseason career) and the OT goal in Game Four of the CSF on May 1 @ VAN...in addition, he also scored the game-winner in Game One of the SCF vs. OTT...Pahlsson had two game-winners (May 30 vs. OTT in Game Two of the SCF, 1-0 victory and May 22 vs. DET in Game Six of the WCF, 5-3 victory) and R. Niedermayer had one game-winner (Apr. 15 vs. MIN in Game Three of the COF)...the trio recorded a combined +24 rating throughout the 2007 Stanley Cup Playoffs.

## PRONGER AT THE TOP OF HIS GAME:

In 19 postseason contests, **Chris Pronger** scored 3-11=14 points, which tied for 2nd on the team and 2nd in the NHL among defensemen...he was also T-7th in overall scoring, T-4th in overall assists and T-3rd in power play assists...the 2007 Stanley Cup Playoffs marked the 11th year he appeared in the postseason and recorded his second-highest career point total (5-16=21 points with EDM in 2005-06)...in addition, he was 4th in the NHL in avg. TOI with 30:11g.

## BATTLING BACK:

On May 1 @ VAN, the Ducks rallied from a 2-0 deficit in the third period, to eventually take the game in overtime...it marked the first time the club had successfully battled back from a two-goal deficit to win in postseason history...**Travis Moen** scored the game-winner, just over two minutes into the first overtime, marking his first career OT goal in the playoffs...with the Ducks' OT win, teams in the 2007 playoffs with a two-goal lead at any point in the game went 42-4...the only teams to come back from a two-goal deficit in the postseason are Detroit and Ottawa...Detroit rallied from two goals down twice to eventually beat San Jose 3-2 on both occasions (April 28 @ DET and May 2 @ SJ)...Ottawa came back from a two-goal deficit to win in double OT, 4-3 against Buffalo (May 12 @ BUF).

## BROTHERS TEAMING UP WHEN IT COUNTS:

Brothers **Scott** and **Rob Niedermayer** both had vital roles in three of the Ducks' playoff victories...on May 3 in their series-clinching game vs. Vancouver in the CSF, Rob's hit on Jannik Hansen helped to turn the puck over for Scott's OT goal against Roberto Luongo...on May 13 at Detroit in the WCF, Rob had the first assist on Scott's second OT goal in as many games...in Game One of the Stanley Cup Final on May 28 vs. Ottawa, both Rob and Scott assisted on **Travis Moen's** game-winning goal as the Ducks held onto a 3-2 victory.

# 2007 DUCKS PLAYOFF NOTES

## DEFENSE FIRST:

The Ducks allowed just 45 goals in 21 2007 Stanley Cup Playoff games...the club allowed an average of 2.14 goals-per-game, good for 3rd in the NHL in the postseason.

## SHUTTING THE DOOR:

The Ducks 2007 Stanley Cup Playoff record when...

Category	Record
When scoring two or more goals in a game	15-1
When opponents are held to less than 35 shots	14-3
When not allowing a power play goal	9-1
When scoring first	10-2

## SHARING THE LOAD:

Defensemen **Francois Beauchemin** (30:33/g), **Chris Pronger** (30:11/g) and **Scott Niedermayer** (29:50/g) were 3rd, 4th and 5th, respectively, in the NHL in avg. TOI... the only other playoff team that had three players in the top 10 in avg. TOI was Vancouver (Ohlund, 6th; Biekse, 9th; Kesler, 10th), which was eliminated by Anaheim in the CSF on May 3.

## MAC'S BIG NIGHT:

On April 25 vs. VAN, Ducks center **Andy McDonald** recorded his first career hat trick (regular or postseason)... in addition, it was the club's second playoff hat trick in franchise history...McDonald also added an assist for 3-1=4 points, tying the most points recorded by a Duck in playoff history...**Joffrey Lupul** scored 4-0=4 points on May 9, 2006 in the CSF vs. COL, recording the club's first-ever postseason hat trick and four-point game.

## KUNITZ PROVIDES SUPPORT:

On April 25 vs. VAN, the Ducks scored three goals in the first period, the most in the opening session by the club in the 2007 postseason...left wing **Chris Kunitz** provided the assists on all three goals (0-3=3), marking the first time in club history a player has collected three assists in a single period in the playoffs.

## SELANNE BREAKS YET ANOTHER CLUB RECORD:

On April 13 vs. MIN in Game Two of the CQF, **Teemu Selanne's** assist broke Paul Kariya's franchise record for career points in the postseason...he broke the club's playoff goals record May 23, 2006 @ EDM, scoring his 15th career postseason goal as a Duck.

## BEAUCHEMIN REPEATS FEAT:

**Francois Beauchemin's** two goals April 13 vs. MIN marked the third time in club history a Ducks defenseman had scored two goals in a playoff game...Beauchemin has done it twice, also scoring two goals on April 25, 2006 vs. CGY (Game 3)...the only other Ducks defenseman to score two goals in a playoff game was **J.J. Daigneault**, who did so in Game Two of the CQF on April 18, 1997 vs. PHX.

## NIGHT OWLS:

The Ducks' double-overtime, series-clinching win on May 3 vs. VAN in Game Five of the CSF was the club's seventh multiple-overtime game in club history...the Ducks have gone 4-3 in those seven games...the club's last multiple overtime game before May 3 came on April 27 in Game Two of the CSF vs. VAN (3-2, Cowan GWG).

## HATCHING HEAD COACHES IN ANAHEIM:

Of the four teams that competed in the Western Conference Semifinals, three were led by coaches who received their NHL head coaching start in Anaheim...**Ron Wilson** (SJ) served as Anaheim's head coach from 1993-97, while **Mike Babcock** made his head coaching debut with the Ducks from 2002-04...**Randy Carlyle** has coached the Ducks for the past two seasons, helping the team advance to the Stanley Cup Playoffs in consecutive seasons for the first time in franchise history...Vancouver's head coach, **Alain Vigneault**, the only CSF coach to have not served in Anaheim, succeeded Carlyle as the head coach of the Manitoba Moose (AHL) in 2005...in addition, another Anaheim connection existed in the Stanley Cup Final...Ottawa head coach **Bryan Murray** was the head coach of the Ducks in 2001-2002, before taking over as GM of the club (2002-2004).

## PLAYOFF DEBUTS:

On April 11 vs. MIN in Game 1 of the CQF, three Ducks made their career postseason debuts...**Mark Hartigan**, **George Parros** and **Kent Huskins** all took the ice for the first time in NHL postseason competition...the three players recorded a combined 17:42 of TOI and maintained an even plus/minus rating...**Ryan Shannon** made his postseason debut on April 13 vs. MIN...after two games as a healthy scratch, **Shawn Thornton** played in a postseason contest for the first time on April 15 @ MIN and went on to play in 15 games going scoreless with 19 PIM...after his recall on April 8, **Aaron Rome** made his postseason debut on April 17 @ MIN, logging 11:01 of ice time...**Drew Miller** appeared in his first playoff contest April 19 vs. MIN (2:15 TOI), which also happened to be his NHL debut, in addition, Miller played in Games One and Two of the SCF, going scoreless with a +1 rating and two PIM...**Ryan Carter** made his NHL career debut on May 17 vs. DET in Game Four of the WCF...he also appeared in Game Four of the SCF...**Joe Motzko** logged 6:16 of ice time and recorded three hits in his first career NHL playoff game on May 20 @ DET.



# 2006 DUCKS PLAYOFF STATS



POS	NO.	PLAYER	AVG												
			GP	TOI	G	A	PTS	+/-	PIM	PP	SH	GW	OT	S	PCTG
R	13	TEEMU SELANNE	16	17:55	6	8	14	0	6	1	0	2	0	53	11.3
C	22	TODD MARCHANT	16	17:33	3	10	13	14	14	0	0	0	0	26	11.5
R	15	JOFFREY LUPUL	16	16:43	9	2	11	9	31	1	0	1	1	62	14.5
D	27	SCOTT NIEDERMAYER	16	28:53	2	9	11	1	14	1	1	1	0	48	4.2
R	76	*DUSTIN PENNER	13	13:15	3	6	9	10	12	0	0	0	0	41	7.3
D	23	*FRANCOIS BEAUCHEMIN	16	27:26	3	6	9	0	11	3	0	0	0	35	8.6
C	19	ANDY MCDONALD	16	16:33	2	7	9	0	10	2	0	0	0	48	4.2
L	38	*CHRIS KUNITZ	16	12:30	3	5	8	-1	8	0	0	0	0	34	8.8
C	51	*RYAN GETZLAF	16	15:49	3	4	7	-3	13	2	0	1	0	38	7.9
D	24	RUSLAN SALEI	16	22:08	3	2	5	10	18	0	0	1	0	27	11.1
D	21	SEAN O'DONNELL	16	16:43	2	3	5	8	23	0	0	1	1	10	20.0
C	26	SAMUEL PAHLSSON	16	17:06	2	3	5	2	18	0	0	2	0	22	9.1
L	12	JEFF FRIESEN	16	11:14	3	1	4	-1	6	0	0	0	0	15	20.0
C	44	ROB NIEDERMAYER	16	19:35	1	3	4	-1	10	1	0	0	0	24	4.2
D	5	VITALY VISHNEVSKI	16	13:40	0	4	4	2	10	0	0	0	0	8	.0
R	61	*COREY PERRY	11	9:32	0	3	3	-4	16	0	0	0	0	14	.0
L	32	TRAVIS MOEN	9	8:25	1	0	1	1	10	0	0	0	0	5	20.0
R	17	JONATHAN HEDSTROM	3	16:57	0	1	1	0	2	0	0	0	0	1	.0
L	29	TODD FEDORUK	12	8:19	0	0	0	-1	16	0	0	0	0	12	.0
D	33	JOE DIPENTA	16	11:34	0	0	0	1	13	0	0	0	0	5	.0

SW#	GOALTENDER	GPI	MINS	AVG	W	L	T	EN	SO	GA	SA	SV%	G	A	PIM
30	*ILYA BRYZGALOV	11	659	1.46	6	4		2	3	16	285	.944	0	0	2
35	J.S. GIGUERE	6	318	3.40	3	3		0	0	18	132	.864	0	0	0
<b>ANA GOALTENDING TOTALS</b>		<b>16</b>	<b>988</b>	<b>2.19</b>	<b>9</b>	<b>7</b>		<b>2</b>	<b>3</b>	<b>36</b>	<b>419</b>	<b>.914</b>			

\* = Rookie



# 2006 DUCKS PLAYOFF STATS

## DUCKS SET PLAYOFF TEAM MARKS:

The Ducks set a club record for goals in a playoff season, scoring 46 times in 2006...other notable team records set in 2006, were most goals in a playoff game (6 @ EDM on 5/25), goals in a period (4, twice in 2006), penalty minutes in a playoff season (267) and penalty minutes in a series (vs. CGY)...the club also tied the mark for playoff goals in a series (17, vs. CGY; also vs. PHX in 1997).

## ROOKIES MAKE THEIR MARK:

Of the 128 team points (48-80=128) the Ducks scored during the postseason, Anaheim rookies accounted for 12-25=37 of them (28.9%)...the 37 rookie points were the most in one playoff year since the 1993 Los Angeles Kings had 40 rookie points...of the 16 goals the Ducks scored in the Western Conference Semifinals series versus Colorado, three were scored by rookies and all but three figured a rookie on the score sheet...the last time a team had six rookies play a game in the Conference Finals was the 1991 Boston Bruins (although only one, Jeff Lazaro, played all six games of the series).

## TWO STILL PLAYING:

Anaheim was the only NHL organization to have both their NHL team and AHL affiliate reach each respective league's conference final...The Portland Pirates clinched the Atlantic Division Final Series, defeating the Hartford Wolfpack four games to two to advance to the Eastern Conference Final, where they fell to the Hershey Bears 4-3.

## SIX IN A ROW:

With their Western Conference Semifinal series-clinching win in Game 4 (May 11) versus COL, the Ducks tied the franchise record for consecutive playoff victories with six...the record was set during the 2003 postseason from 4/10/03-4/26/03...the Ducks swept Detroit in the conference quarterfinals and won their first two games at Dallas in the conference semifinals.

## 13 UNANSWERED:

The Ducks scored 13 unanswered goals, from Game 6 (May 1) versus Calgary in the Western Conference Quarterfinals to Game 3 (May 9) versus Colorado in the Western Conference Semifinals...the Flames scored at 10:18 of the first period and the Ducks scored 13 goals without allowing a goal against until Dan Hinote scored at 19:33 of the first period in Game 3...The last team to score 13 or more unanswered goals in the postseason was Detroit with 14 from 5/15/95-5/23/95.

## MARCHANT TIES RECORD:

Ducks center **Todd Marchant** tied the club record for most assists in a playoff game with three in Game 4 (May 25) of the Western Conference Finals at Edmonton...the feat had been accomplished three times previously (Dustin Penner, 5/9/06 @ COL, Steve Rucchin, 4/21/99 @ DET and Petr Sykora, 4/26/03 @ DAL).

## NOBODY BEATS THE BRYZ:

**Ilya Bryzgalov** tied an NHL record with three consecutive shutouts (done five times previously) in Game 7 of the Conference Quarterfinals versus Calgary (May 3), Game 1 (May 5) and Game 2 (May 7) of the Conference Semifinal versus Colorado... In addition Bryzgalov's shutout sequence of 249:15, is the second-longest in NHL postseason history and is the longest ever by a rookie. Gerry McNeil previously held the rookie record at 218:42...Bryzgalov stopped 98 consecutive shots.

## LONGEST SHUTOUT SEQUENCE BY A GOALTENDER IN ONE PLAYOFF YEAR:

Streak	Goaltender	Team	Dates
270:08	George Hainsworth	Canadiens	3/28-4/3, 1930
<b>249:15</b>	<b>Ilya Bryzgalov</b>	<b>Ducks</b>	<b>5/3-5/7, 2006</b>
248:35	Dave Kerr	Rangers	3/25-4/6, 1937
248:32	Normie Smith	Red Wings	3/24-28, 1936
218:42	Gerry McNeil	Canadiens	3/27-31, 1951
<b>217:54</b>	<b>J.S. Giguere</b>	<b>Ducks</b>	<b>5/5-16, 2003</b>

## FIRST IN 61 YEARS:

In Game 1 (May 5) versus COL, Ducks goaltender **Ilya Bryzgalov** became the first rookie to record consecutive shutouts in the playoffs since 1945...the last rookie goaltender to post consecutive shutouts in the postseason was Toronto's Frank McCool in April of 1945...McCool had three consecutive shutouts versus Detroit on April 6, 8 and 12...Bryzgalov tied him for the rookie record.

## ANOTHER ONE FOR BRYZ:

**Ilya Bryzgalov** is only the fourth rookie goaltender to win all four games of a playoff series sweep...the others are Chicago's Tony Esposito in 1970 vs. Detroit; Montreal's Jacques Plante in 1954 vs. Boston; Montreal's Bill Durnan in the 1944 Stanley Cup Finals versus Chicago.

# 2006 DUCKS PLAYOFF STATS



## BRYZ SHUTS THE DOOR:

Ilya Bryzgalov's shutout in Game 7 (May 3) of the Western Conference Quarterfinals at Calgary was the first shutout by a rookie in a Game 7 since May 15, 1993, when Felix Potvin of Toronto shutout St. Louis...in addition, it was only the third shutout in a Game 7 by a rookie in NHL history as the New York Islanders' Chico Resch was the first goalie to do so in 1975 at Pittsburgh...Bryzgalov led the NHL in GAA (1.46), SV% (.944) and shutouts (3).

## SELANNE WITH ANOTHER DUCK RECORD:

Ducks right wing **Teemu Selanne** had points in seven straight playoff games (Apr. 23-May 5), scoring 4-5=9 points, tying a club record for longest playoff point streak (also, Dmitri Mironov (0-8=8 points), Apr. 24-May 8, 1997).

## PENNER IN THE FRANCHISE RECORD BOOK:

With three assists in Game 3 (May 9) of the Conference Semifinals versus Colorado, Ducks left wing **Dustin Penner** tied the franchise record for most assists in a playoff game (done twice previously, Steve Rucchin, 4/21/99 @ DET and Petr Sykora, 4/26/03 @ DAL)...his three assists are the first ever recorded by a rookie in a single playoff game in team history.

## RALLY:

Anaheim's Western Conference Quarterfinal win versus Calgary marked the second time the club has ever rallied from a series deficit to win (also 1997, down 3-2 vs. PHX, won series 4-3).

## DECIDING RECORD:

With their 3-0 victory in Game 7 (May 3) of the Western Conference Quarterfinal at Calgary, the Ducks improved their record in Game 7s to 2-1...the win at Calgary was the Ducks' first series clinching game on the road...in their first ever Game 7 (April 29) versus Phoenix in the 1997 Conference Quarterfinals, the Ducks won 3-0...in Game 7 (June 9) of the 2003 Stanley Cup Finals, the Ducks dropped a 3-0 decision to the New Jersey Devils.

## PERFECT IN GAME 6:

With a 2-1 victory in Game 6 (May 1) in Anaheim, the Ducks extended their perfect record in Game 6s to four games...below is a list:

Date	Series	Opponent Score
May 1, 2006	CQF vs. CGY	W, 2-1
June 7, 2003	SCF vs. NJ	W, 5-2
May 5, 2003	CSF vs. DAL	W, 4-3
April 27, 1997	CQF @ PHX	W, 3-2 (OT)

## TWO FOR THE ROOKIES:

Mighty Ducks defenseman **Francois Beauchemin's** two goals (both PPGs) in Game 3 of the Western Conference Quarterfinals set a club record for goals in a playoff game by a rookie...in addition, he tied the club record for most goals in a playoff game (eight times previously), most goals by a defenseman in a playoff game (J.J. Daigneault, Game 2 of CQF, April 18, 1997) and most power play goals in a playoff game (Adam Oates, Game 4 of WCF, May 16, 2003)...**Dustin Penner** tied the record with two goals in Game 4 (May 25) of the Western Conference Finals.

## OH WHAT A NIGHT:

In Game 3 (May 9) at Colorado in the Western Conference Semifinals, **Joffrey Lupul** scored all four of the Ducks goals, including the game-winner in overtime...in doing so, he became the first player in NHL playoff history to score four goals, including the overtime winner...the four-goal game was the first ever by a Ducks player in the postseason or regular season...he's the first player to account for all four of his team's goals in a win since Maurice "Rocket" Richard did so on March 23, 1944...the feat had been accomplished twice previously...prior to Lupul's four goals, the last player to score four goals in a playoff game was Theo Fleury on May 13, 1995 for the Flames in a 6-4 win over San Jose...below is a list of players to account for all four of their teams goals:

## PLAYERS TO SCORE 4+ GOALS, ACCOUNTING FOR ALL HIS TEAM'S GOALS (NHL PLAYOFF HISTORY)

Date	Teams	Goals
05/09/2006	ANA 4 vs COL 3	Joffrey Lupul 4 (win)
04/26/1993	NYI 4 at WAS 6	Ray Ferraro 4 (loss)
04/10/1986	CHI 4 vs TOR 6	Denis Savard 4 (loss)
03/23/1944	MTL 5 vs TOR 1	Rocket Richard 5 (win)
03/22/1919	MTL 4 at SEA 2	Newsy Lalonde 4 (win)

## LUPUL'S BIG NIGHT:

Ducks right wing **Joffrey Lupul** became the first Ducks player to score four goals in a playoff or regular season game...in addition, Lupul broke the playoff record for goals in a series; he had six in four games in the Western Conference Semifinal series versus Colorado (Paul Kariya and Teemu Selanne each had five goals in the 1997 Conference Quarterfinals versus Phoenix, seven games)...he has also eclipsed the record for goals in a playoff season with nine (seven was the previous record, done three times: Paul Kariya and Teemu Selanne in 1997, 11 games; and Steve Rucchin, 2003, 21 games)...his three-game goal streak (6-0=6) from May 7-11, is the longest goal streak in club playoff history.

# 2003 DUCKS PLAYOFF STATS

POS	NO.	PLAYER	AVG												
			GP	TOI	G	A	PTS	+/-	PIM	PP	SH	GW	OT	S	PCTG
C	77	ADAM OATES	21	19:15	4	9	13	2	6	3	0	1	0	18	22.2
R	39	PETR SYKORA	21	18:38	4	9	13	3	12	1	0	2	2	58	6.9
L	9	PAUL KARIYA	21	21:14	6	6	12	0	6	0	0	1	1	53	11.3
L	12	MIKE LECLERC	21	19:01	2	9	11	3	12	1	0	2	1	55	3.6
C	20	STEVE RUCCHIN	21	23:34	7	3	10	-2	2	1	0	2	1	46	15.2
C	44	ROB NIEDERMAYER	21	23:34	3	7	10	-5	18	0	2	0	0	41	7.3
R	32	STEVE THOMAS	21	15:12	4	4	8	2	8	2	0	3	1	40	10.0
D	8	SANDIS OZOLINSH	21	23:37	2	6	8	8	10	0	0	1	0	39	5.1
L	23	*STANISLAV CHISTOV	21	13:21	4	2	6	4	8	0	0	1	0	33	12.1
C	26	SAMUEL PAHLSSON	21	16:40	2	4	6	1	12	0	0	0	0	24	8.3
D	24	RUSLAN SALEI	21	26:05	2	3	5	3	26	0	0	1	1	33	6.1
L	10	JASON KROG	21	12:10	3	1	4	3	4	0	0	0	0	23	13.0
D	3	KEITH CARNEY	21	26:39	0	4	4	3	16	0	0	0	0	26	.0
D	28	NICLAS HAVELID	21	25:41	0	4	4	0	2	0	0	0	0	29	.0
D	34	*KURT SAUER	21	20:44	1	1	2	3	6	0	1	1	0	8	12.5
C	11	MARC CHOUINARD	15	7:16	1	0	1	1	0	0	0	0	0	11	9.1
R	21	DAN BYLSMA	11	9:44	0	1	1	3	2	0	0	0	0	12	.0
D	5	VITALY VISHNEVSKI	21	10:01	0	1	1	-3	6	0	0	0	0	8	.0
D	2	FREDRIK OLAUSSON	1	3:19	0	0	0	0	0	0	0	0	0	0	.0
L	14	*CAM SEVERSON	1	2:24	0	0	0	0	0	0	0	0	0	0	.0
L	22	*ALEXEI SMIRNOV	4	4:21	0	0	0	0	2	0	0	0	0	3	.0
R	18	PATRIC KJELLBERG	10	10:30	0	0	0	-2	0	0	0	0	0	6	.0

SW#	GOALTENDER	GPI	MINS	AVG	W	L	T	EN	SO	GA	SA	SV %	G	A	PIM
35	J.S. GIGUERE	21	1407	1.62	15	6	1	5	38	697	.945	0	1	0	0
29	MARTIN GERBER	2	20	3.00	0	0	0	0	1	6	.833	0	0	0	0
<b>ANA GOALTENDING TOTALS</b>		<b>21</b>	<b>1428</b>	<b>1.68</b>	<b>15</b>	<b>6</b>	<b>1</b>	<b>5</b>	<b>40</b>	<b>704</b>	<b>.943</b>				

\* = Rookie



# 2003 DUCKS PLAYOFF NOTES



## DUCKS CAPTURE FIRST WESTERN CONFERENCE CHAMPIONSHIP:

The Ducks finished the 2003 playoffs with a record of 15-6, recording the highest winning percentage in the NHL (.714)...the Ducks had a 9-1 record at home during the playoffs, second only to New Jersey's 12-1 mark...Anaheim swept the Minnesota Wild to win the Western Conference Championship, advancing to the Stanley Cup Finals for the first time in club history...the Ducks became the second post 1990's expansion team to reach the Finals, following the Florida Panthers in 1996 (vs. Colorado)...since the NHL assumed control of the Stanley Cup Finals after the 1926 season, the Ducks were only the fourth team in league history from the Pacific Time Zone to reach the Finals (Vancouver in 1994 and 1982, Los Angeles in 1993).

## TEAM DEFENSE LEADS TO NHL RECORD:

The Ducks set an NHL record in their Western Conference Finals series vs. Minnesota, allowing the fewest goals against in a best-of-7 series by allowing just a single marker to the Wild...Andrew Brunette scored at 4:37 of the first period in Game Four to notch the first Minnesota goal...the 1935 Toronto Maple Leafs and 1952 Detroit Red Wings each surrendered two goals in four-game series.

## OVERTIME MAGIC FOR DUCKS IN 2003:

The Ducks went 7-0 in overtime in the 2003 playoffs, becoming the first team in NHL playoff history to go undefeated in OT when playing in at least six such contests...the seven consecutive overtime wins was second only to the 1993 Canadiens (10) for consecutive OT wins during one playoff season (Montreal finished 10-1 in OT)...Anaheim was the first team in NHL history to win four games in overtime in their first six postseason contests (Ducks were also the sixth team in NHL history to PLAY in four OT games in the first six playoff contests...the Ducks also became the first team since the 1994 Vancouver Canucks (April 26-30) to win three straight playoff games in overtime (no team has ever won four straight)...the Ducks won three straight spanning Game 4 of the conference Quarter-Finals (Apr. 16) and Games 1 & 2 of the conference Semi-Finals (Apr. 24-26)...the Ducks had six different goal scorers in the seven overtime games (Sykora had two; Kariya, Rucchin, Leclerc, Thomas and Salei had one).

## DUCKS TAKE CARE OF BUSINESS AT HOME:

The Ducks finished 9-1 at home in the playoffs, including seven-straight home wins to end the postseason (second longest of '03 playoffs, behind New Jersey's eight)...the club's only loss was a 2-1 setback to Dallas in Game 3 of the Conf. Semifinals...the Ducks earned a record of 3-1 in Game 3, 4-0 in Game Four and 2-0 in Game 6...the club out-scored the opposition 26-to-13 at home this postseason...the Ducks allowed one-goal-or-fewer on five occasions.

## WINNING THE CLOSE ONES:

The Ducks had a remarkable 12-1 record in the 2003 playoffs in games decided by one goal-or-less...the 12 one-goal wins tied the most in league history during one playoff year (also 1993 Canadiens)...The Ducks two-goal win in Game 1 of the Western Conference Finals broke a string of nine consecutive wins by a one-goal margin (4/10/03 - 5/10/03), which broke the record for one playoff year...the previous record was seven, done twice before (1989 Canadiens and 2001 Kings)...five of the games needed overtime to be decided...the Ducks eight consecutive one-goal decisions to start the playoffs tied the record for one playoff year (1989 Canadiens).

## MOST 1-GOAL WINS IN A SINGLE POST SEASON:

Year	W	L
1993 Montreal Canadiens	12	1
<b>2003 Mighty Ducks of Anaheim</b>	<b>12</b>	<b>1</b>
2000 Dallas Stars	10	4
2000 New Jersey Devils	9	5
2002 Carolina Hurricanes	9	4

## PLAYOFF SPECIAL TEAMS:

The Ducks went 8-for-70 (11.4%) overall on the power play in the postseason (ranking 13th)...the club was 61-for-70 (87.1%) on the penalty kill (ranking fifth)...Anaheim scored its first-ever shorthanded goal in a playoff game in Game 1 @ DAL (4/24/03 - Rob Niedermayer) and had three in the playoffs (tied for most in NHL with Ottawa).

## OFF AND RUNNING:

The Ducks began the playoffs on a six-game winning streak, which was the longest of the 2003 playoffs...by going 6-0 vs. Detroit and Dallas, Anaheim became the first team in NHL history to win six-straight games to start the playoffs vs. teams that had over 100+ points in the regular season...in addition, the Ducks joined the former Minnesota North Stars (now Dallas Stars) as the only teams in NHL history to start the postseason as a road team and win six-straight...the North Stars won six straight from April 8-19, 1981.

# 2003 DUCKS PLAYOFF NOTES

## CONSECUTIVE WINS FROM START OF A POST SEASON - FIRST OF WHICH WAS ON THE ROAD

6	<b>Mighty Ducks of Anaheim</b>	<b>4/10/03 - 4/26/03</b>
6	Minnesota North Stars	4/08/81 - 4/19/81
5	Detroit Red Wings	3/24/36 - 4/7/36
5	New York Rangers	3/23/37 - 4/6/37
5	Toronto Maple Leafs	4/13/01 - 4/26/01

## GIGUERE MAKES HISTORY IN OT:

J.S. Giguere owns the longest scoreless OT minutes streak in NHL playoff history...he surpassed Patrick Roy to set an NHL record in Game 3 vs. New Jersey and has a current streak of 168:27...with three shutouts vs. Minnesota in the Conference Finals, Giguere was the sixth netminder in NHL history to record three consecutive playoff shutouts and the first to do so in the Conference Finals or NHL Semifinals...Giguere joined Clint Benedict (Montreal Maroons, 1926), John Ross Roach (New York Rangers, 1929), Frank McCool (Toronto, 1945), Brent Johnson (St. Louis, 2002) and Patrick Lalime (Ottawa, 2002) for that record...he also tied an NHL Playoff Record for most shutouts in a series, set eight times previously, including twice last season by Brent Johnson (St. Louis) and Patrick Lalime (Ottawa)... below is a closer look:

## LONGEST OVERTIME SHUTOUT STREAKS (PLAYOFFS)

<b>Jean-Sebastien Giguere</b>	<b>168:27 (4/10/2003 - 5/31/2003)</b>
Patrick Roy	162:56 (5/8/1996 - 4/20/1997)
Charlie Gardiner	149:15 (3/26/1931 - 4/10/1934)
Ed Belfour	141:42 (6/19/1999 - 6/10/2000)
Gerry McNeil	124:39 (4/4/1950 - 4/11/1951)

## GOALIES WITH CONSECUTIVE SHUTOUTS IN NEXT-TO-LAST ROUND OF STANLEY CUP PLAYOFFS

<b>3</b>	<b>05/10/2003 05/14/2003</b>	<b>Giguere, Jean-Sebastien, Ana.</b>
2	04/08/1950 04/09/1950	Lumley, Harry, Det.
2	03/25/1952 03/27/1952	Sawchuk, Terry, Det.
2	03/29/1960 03/31/1960	Plante, Jacques, Mtl.
2	04/01/1961 04/04/1961	Hall, Glenn, Chi.
2	05/20/1994 05/22/1994	McLean, Kirk, Van.
2	05/17/2001 05/19/2001	Brodeur, Martin, N.J.
2	05/29/2002 05/31/2002	Hasek, Dominik, Det.

- No goalie previous to Giguere had ever had THREE consecutive shutouts in the next-to-last round of the playoffs

(SINCE 1943-44 -Modern Era)

## DUCKS AND STARS PLAYED AN INSTANT CLASSIC:

The Ducks and Stars five overtime match in Game 1 (Apr. 24) was the fourth longest in NHL history with a total of 140 minutes and 48 seconds of hockey played that night...It was deemed an "Instant Classic" by ESPN Classic network...Keith Carney played a game-high 83 shifts and posted a team-high 56:20 TOI...below is a look at the top 10 longest games in NHL history:

## LONGEST GAMES IN NHL HISTORY

Date/Year	Score	Scorer	OT	Series
Mar. 24/36	Detroit 1 at Montreal Maroons 0	Mud Bruneteau	116:30	SF
Apr. 3/33	Boston 0 at Toronto 1	Ken Doraty	104:46	SF
May 4/00	Philadelphia 2 at Pittsburgh 1	Keith Primeau	92:01	CSF
Apr. 25/03	Anaheim 4 at Dallas 3	Petr Sykora	80:48	CSF
Apr. 24/96	Pittsburgh 3 at Washington 2	Petr Nedved	79:15	CQF
Mar. 23/43	Toronto 3 at Detroit 2	Jack McLean	70:18	SF
Mar. 28/30	NY Rangers 1 at Montreal 2	Gus Rivers	68:52	SF
Apr. 18/87	NY Islanders 3 at Washington 2	Pat LaFontaine	68:47	DSF
Apr. 27/94	New Jersey 0 at Buffalo 1	Dave Hannan	65:43	CQF
Mar. 27/51	Montreal 3 at Detroit 2	Maurice Richard	61:09	SF
Mar. 27/38	NY Americans 3 at NY Rangers 2	Lorne Carr	60:40	QF



# 1999 DUCKS PLAYOFF STATS



POS	NO.	PLAYER	GP	G	A	PTS	+/-	PIM	PP	SH	GW	GT	S	PCTG
RW	8	TEEMU SELANNE	4	2	2	4	-1	2	1	0	0	0	7	28.6
LW	9	PAUL KARIYA	3	1	3	4	0	0	0	0	0	0	11	9.1
C	20	STEVE RUCCHIN	4	0	3	3	0	0	0	0	0	0	10	.0
LW	16	MARTY McINNIS	4	2	0	2	-1	2	2	0	0	0	12	16.7
D	2	FREDRIK OLAUSSON	4	0	2	2	-4	4	0	0	0	0	6	.0
D	23	JASON MARSHALL	4	1	0	1	-1	10	1	0	0	0	5	20.0
C	39	TRAVIS GREEN	4	0	1	1	-4	4	0	0	0	0	12	.0
D	7	PAVEL TRNKA	4	0	1	1	-3	2	0	0	0	0	2	.0
D	34	DAN TREBIL	1	0	0	0	0	2	0	0	0	0	0	.0
C	22	*JOHAN DAVIDSSON	1	0	0	0	0	0	0	0	0	0	0	.0
LW	12	*MIKE LECLERC	1	0	0	0	0	0	0	0	0	0	1	.0
LW	32	STU GRIMSON	3	0	0	0	0	30	0	0	0	0	0	.0
D	24	RUSLAN SALEI	3	0	0	0	-4	4	0	0	0	0	5	.0
D	5	KEVIN HALLER	4	0	0	0	-1	2	0	0	0	0	7	.0
LW	33	JIM McKENZIE	4	0	0	0	-2	4	0	0	0	0	5	.0
RW	17	TOMAS SANDSTROM	4	0	0	0	-2	4	0	0	0	0	9	.0
C	18	TED DRURY	4	0	0	0	-6	0	0	0	0	0	4	.0
RW	19	JEFF NIELSEN	4	0	0	0	-6	2	0	0	0	0	7	.0
D	4	JAMIE PUSHOR	4	0	0	0	-3	6	0	0	0	0	6	.0
C	14	*ANTTI AALTO	4	0	0	0	0	2	0	0	0	0	0	.0
C	11	MATT CULLEN	4	0	0	0	-2	0	0	0	0	0	6	.0

NO.	GOALTENDER	GP	MIN	GAA	W-L	EN	SO	GA	SHOTS	SV%	G	A	PIM
35	*TOM ASKEY	1	30	4.00	0-1	0	0	2	11	.818	0	0	0
31	GUY HEBERT	4	208	4.33	0-3	0	0	15	124	.879	0	0	2
<b>ANA GOALTENDING TOTALS</b>		<b>4</b>	<b>240</b>	<b>4.25</b>	<b>0-4</b>	<b>0</b>	<b>0</b>	<b>17</b>	<b>135</b>	<b>.874</b>	<b>0</b>	<b>0</b>	<b>2</b>

\* = Rookie

# 1999 DUCKS PLAYOFF NOTES

## **BACK IN THE PLAYOFFS:**

The Mighty Ducks finished the regular season with a 35-34-13 mark for 83 points, finishing sixth in the Western Conference. The Detroit Red Wings finished 43-32-7 for 93 points in the regular season, finishing third in the Western Conference. The two clubs met in the first round of the 1999 NHL Playoffs; the Ducks' second appearance in the post-season and the second playoff meeting in three years between Anaheim and Detroit. The Red Wings won the series four games to none, ending the Ducks' season with a 3-0 win @ Anaheim on Apr. 27. Teemu Selanne (2-2=4) and Paul Kariya (1-3=4) led Anaheim in playoff scoring. Marty McInnis co-led the team in goals with two power play tallies (tying with Selanne). Steve Yzerman led the Red Wings with 5-2=7 points in the series, including three power play goals. Brendan Shanahan (3-3=6), Sergei Fedorov (1-5=6) and Nicklas Lidstrom (0-6=6) all had six points in the four games. Chris Osgood was 4-0 with a 1.50 GAA in the series.

## **GAME ONE @ DETROIT (APRIL 21, 1999), RED WINGS 5, MIGHTY DUCKS 3:**

Steve Yzerman scored three goals (Anaheim's first-ever opponent hat trick in the playoffs) while Paul Kariya (1-2=3) and Steve Rucchin (0-3=3) earned three-point games each for the Ducks in a 5-3 Detroit win. Marty McInnis (first career playoff goal) scored the first goal of the game on the power play and Teemu Selanne netted a goal in the third. Rucchin's three assists were a Ducks playoff record. Wendel Clark and Doug Brown scored the other goals for Detroit. Guy Hebert left the game midway through the second period after getting hit in the head and was relieved by Tom Askey, who stopped nine-of-11 shots in his NHL playoff debut.

## **GAME TWO @ DETROIT (APRIL 23, 1999), RED WINGS 5, MIGHTY DUCKS 1:**

Brendan Shanahan scored 2-1=3 points in the first period to lead Detroit to a 4-0 lead at the first intermission and eventually a 5-1 win. Teemu Selanne scored Anaheim's lone goal on the power play from Paul Kariya and Fredrik Olausson. Three of Detroit's five scores came with the man-advantage, going 3-of-9 on the evening. Guy Hebert stopped 31-of-36 shots.

## **GAME THREE @ ANAHEIM (APRIL 25, 1999), RED WINGS 4, MIGHTY DUCKS 2:**

Steve Yzerman scored the game-winning goal on a 5-on-3 power play early in the second period and Detroit went on to a 4-2 win. Sergei Fedorov scored the first goal of the game early in the first period before Marty McInnis and Jason Marshall (first career playoff goal) scored to put the Ducks ahead by a 2-1 score. Tomas Holmstrom tied the game early in the second period before Yzerman's game-winner. Both clubs went 2-for-6 on the power play and finished with 24 shots on goal.

## **GAME FOUR @ ANAHEIM (APRIL 27, 1999), RED WINGS 3, MIGHTY DUCKS: 0:**

Chris Osgood stopped all 31 shots he faced in a 3-0 win, clinching the series for the Red Wings. Tomas Holmstrom scored late in the second period on the power play to put the Wings ahead 1-0. Brendan Shanahan and Vyacheslav Kozlov added third period goals for Detroit to seal the win. The Red Wings went 1-for-2 on the power play, while the Ducks were 0-for-4. Detroit outshot Anaheim 38-31. Paul Kariya missed the contest with a broken left foot, suffered late in Game Three.

## **PLAYOFF SPECIAL TEAMS:**

Anaheim went 4-20 (.200) on the power play in the series vs. Detroit and 16-23 (.696) on the penalty kill...the Ducks scored a power play goal in three-of-four games vs. Detroit in '99...Anaheim has never scored a shorthanded goal in a playoff game.

# 1997 DUCKS PLAYOFF STATS



POS	NO.	PLAYER	GP	G	A	PTS	+/-	PIM	PP	SH	GW	GT	S	PCTG
LW	9	PAUL KARIYA	11	7	6	13	-2	4	4	0	1	1	61	11.5
D	15	DMITRI MIRONOV	11	1	10	11	0	10	1	0	0	0	36	2.8
RW	8	TEEMU SELANNE	11	7	3	10	-3	4	3	0	1	0	38	18.4
D	36	J.J. DAIGNEAULT	11	2	7	9	-6	16	1	0	1	0	24	8.3
LW	23	BRIAN BELLOWS	11	2	4	6	-7	2	1	0	0	0	36	5.6
C	20	STEVE RUCCHIN	8	1	2	3	-2	10	0	0	0	0	8	12.5
C	17	JARI KURRI	11	1	2	3	2	4	0	0	0	0	18	5.6
RW	14	JOE SACCO	11	2	0	2	-4	2	0	0	0	0	20	10.0
D	33	DAVE KARPA	8	1	1	2	-2	20	0	0	1	0	13	7.7
C	54	*SEAN PRONGER	9	0	2	2	0	4	0	0	0	0	7	.0
D	29	*DARREN VAN IMPE	9	0	2	2	-3	16	0	0	0	0	11	.0
LW	16	WARREN RYCHEL	11	0	2	2	-2	19	0	0	0	0	16	.0
C	13	TED DRURY	10	1	0	1	-2	4	0	0	0	0	17	5.9
D	28	JASON MARSHALL	7	0	1	1	1	4	0	0	0	0	3	.0
D	34	*DANIEL TREBIL	9	0	1	1	-6	6	0	0	0	0	10	.0
LW	22	KEN BAUMGARTNER	11	0	1	1	0	11	0	0	0	0	0	.0
C	32	RICHARD PARK	11	0	1	1	-2	2	0	0	0	0	10	.0
LW	27	*MIKE LECLERC	1	0	0	0	0	0	0	0	0	0	0	.0
RW	21	*IGOR NIKULIN	1	0	0	0	0	0	0	0	0	0	1	.0
C	12	KEVIN TODD	4	0	0	0	-3	2	0	0	0	0	3	.0
G	35	MIKHAIL SHTALENKOV	4	0	0	0	0	2	0	0	0	0	0	.0
G	31	GUY HEBERT	9	0	0	0	0	0	0	0	0	0	0	.0
D	2	BOBBY DOLLAS	11	0	0	0	-2	4	0	0	0	0	10	.0
C	24	MARK JANSSENS	11	0	0	0	-3	15	0	0	0	0	13	.0

NO.	GOALTENDER	GP	MIN	GAA	W-L	EN	SO	GA	SHOTS	SV%	G	A	PIM
31	GUY HEBERT	9	534	2.02	4-4	1	1	18	255	.929	0	0	0
35	MIKHAIL SHTALENKOV	4	211	2.84	0-3	1	0	10	162	.938	0	0	2
<b>ANA GOALTENDING TOTALS</b>		<b>11</b>	<b>747</b>	<b>2.41</b>	<b>4-7</b>	<b>2</b>	<b>1</b>	<b>30</b>	<b>419</b>	<b>.928</b>	<b>0</b>	<b>0</b>	<b>2</b>

\* = Rookie





# 1997 DUCKS PLAYOFF NOTES

## FRANCHISE FIRSTS:

---

A few of the Mighty Ducks playoff "firsts" from the club's first-ever playoff game on April 16, 1997 vs. Phoenix: 1st Playoff Goal - Teemu Selanne (8:57 of 1st - pp); 1st Assists - J.J. Daigneault & Paul Kariya; 1st Win - Guy Hebert; 1st Penalty - Warren Rychel (cross-check)...Guy Hebert recorded the club's first-ever playoff shutout in Game 7 (Apr. 29, 1997), giving Anaheim its first-ever playoff series win.

## PLAYOFF LEAGUE LEADERS:

---

Paul Kariya ranked T-12th in playoff scoring and T-12th in goals with 7-6=13 pts. Kariya also ranked T-2nd in power play goals with 4; Dmitri Mironov ranked T-3rd among defensemen scoring with 1-10=11 pts. Mironov's 10 assists ranked T-9th in overall assists; J.J. Daigneault ranked T-8th among defensemen scoring with 2-7=9 pts; Teemu Selanne ranked T-12th in goals with 7.

## PLAYING THE EVENTUAL CHAMPS TOUGH:

---

Anaheim was eliminated from the 1997 Playoffs by the eventual Stanley Cup Champion Detroit Red Wings in the Western Conference Semifinals, 4-0. The Mighty Ducks extended the Red Wings to overtime in three of those contests, including one double overtime game and one triple overtime game. Two of those overtime games came at Detroit. Guy Hebert and Mikhail Shtalenkov combined for a 2.45 GAA and .942 SV%. Only St. Louis had a better GAA (2.18) vs. Detroit in the postseason, while Anaheim was tops in save percentage vs. the Wings. The Mighty Ducks converted 36.4% of their power plays in the series - highest vs. Detroit in the playoffs.

## PLAYOFF SPECIAL TEAMS:

---

The Ducks finished 10-40 on the power play in the 1997 playoffs (.250)...Anaheim finished the Phoenix series with a 6-29 conversion on the power play (.207), scoring a pp goal in all but two of the seven games...Anaheim was 4-for-11 on the power play vs. Detroit (.364) and recorded a pp goal in eight of its 11 total playoff games...Anaheim gave up only six power play goals in 44 situations in the playoffs (.864)...Anaheim held Phoenix to only three goals in 25 shorthanded situations (.880) in their first round playoff series, including stopping 16-of-17 over the last five games of the series...The Mighty Ducks stopped Detroit on 16-of-19 shorthanded situations in the series (.842) and stopped 32 of the last 36 shorthanded situations in the playoffs (.889).

## PLAYOFF OVERTIME:

---

Anaheim finished 1-3 in overtime playoff games, including a 3-2 win @ Phoenix in Game Six on Apr. 27, 1997 (Paul Kariya)...the Mighty Ducks' 2-1 overtime loss on May 2, 1997 @ Detroit marked the club's first OT loss since Dec. 17, 1995 vs. Toronto, a span of 26 OT games without a loss, including playoffs (8-0-18 in that streak). That game also represented Anaheim's first-ever road overtime loss (Ducks were 8-0-15 all-time in road overtime games prior to Game One's 2-1 loss @ Detroit on May 2).

# 1997 DUCKS PLAYOFF NOTES



The Mighty Ducks became just the seventh team in NHL history to win its inaugural playoff series, defeating the Coyotes, four games to three. Anaheim came back from a 3-2 deficit in the series, becoming only the 29th of 82 teams (35.4%) to win a series after being down 3-2 since 1968...Anaheim jumped out to a 2-0 series lead, winning the first two games at the Arrowhead Pond by identical 4-2 scores. Teemu Selanne (3-2=5) and J.J. Daigneault (3-2=5) led the Ducks' attack, helping Anaheim to a two-game lead in the series...Phoenix won the next two games at America West Arena to even the series at 2-2. The series shifted back to Anaheim for Game Five where Phoenix won its third-straight game to take a 3-2 series lead...In Game Six, the Mighty Ducks defeated Phoenix at America West Arena, 3-2, in overtime to even the series at 3-3. Paul Kariya scored two goals, including the game-winner in OT...The Mighty Ducks won their first-ever playoff series, defeating Phoenix, 3-0, in Game Seven. David Karpa scored the series-winning goal early in the first period of Game Seven. Guy Hebert stopped all 31 shots faced to earn his first career playoff shutout...Paul Kariya finished as the leading scorer in the series (5-4=9). Teemu Selanne (5-3=8), Dmitri Mironov (1-6=7), and J.J. Daigneault (2-5=7) finished among the top scorers versus Phoenix. Cliff Ronning (0-7=7), Keith Tkachuk (6-0=6), Teppo Numminen (3-3=6), and Jeremy Roenick (2-4=6) led Phoenix scorers in the series.

## **GAME ONE @ ANAHEIM (APRIL 16), ANAHEIM 4, PHOENIX 2:**

The first playoff game in Mighty Ducks history saw Anaheim take a 1-0 lead in their best-of-seven series vs. Phoenix, defeating the Coyotes at the Arrowhead Pond. Teemu Selanne and Paul Kariya each netted first period goals to give Anaheim a 2-0 lead. Jeremy Roenick cut the deficit in half with his 36th career playoff goal early in the second period. Anaheim and Phoenix traded goals later in the period as Selanne scored his second goal of the game and Keith Tkachuk scored on the powerplay for the Coyotes. Kariya scored his second goal of the game (empty net) at the 19:13 mark of the third period to put the game away for the Ducks. Selanne (2-1=3), Kariya (2-1=3) and J.J. Daigneault (0-2=2) each finished with multiple-points for Anaheim, while Cliff Ronning and Teppo Numminen chipped in two assists a-piece for Phoenix. The game was broadcast nationally on ESPN.

## **GAME TWO @ ANAHEIM (APRIL 18), ANAHEIM 4, PHOENIX 2:**

The Mighty Ducks defeated Phoenix to take a 2-0 advantage in the best-of-seven series. J.J. Daigneault was the offensive star for the Ducks, earning his second-straight multiple-point game (2-1=3). Daigneault's second goal of the contest (13:26 of the third period) turned out to be the game-winner, giving Anaheim a 3-2 lead. Teemu Selanne scored an empty net goal with seven seconds remaining to give the Ducks the 4-2 victory. Selanne earned his second-straight multiple-point game of the playoffs (1-1=2), giving him five points (3-2=5) in two games, tying Daigneault (2-3=5) as the leading scorers in the series. Dmitri Mironov also recorded multiple-points (1-1=2) for Anaheim. Guy Hebert stopped 36-of-38 shots to earn the win.

## **GAME THREE @ PHOENIX (APRIL 20), PHOENIX 4, ANAHEIM 1:**

The Coyotes cut Anaheim's lead in half, winning the first game back at America West Arena. Phoenix scored the first three goals of the game before Paul Kariya scored on the power play, cutting the deficit to 3-1 after one period. The game remained 3-1 until late in the third period when Mike Gartner put the game away with his first goal of the series. J.J. Daigneault earned his sixth point in the series, assisting on Kariya's goal. Darrin Shannon led the Phoenix attack, scoring his first two goals of the playoffs and Cliff Ronning recorded three assists, giving him 0-6=6 points in the series.

## **GAME FOUR @ PHOENIX (APRIL 22), PHOENIX 2, ANAHEIM 0:**

The series is tied, 2-2, after Anaheim was shutout by the Coyotes at America West Arena. The Mighty Ducks had an apparent third period goal by Steve Rucchin disallowed after video replay found an Anaheim skater in the crease. The game remained scoreless until the 12:45 mark of the third period when Bob Corkum gave Phoenix the lead. Teppo Numminen added an empty net goal to give the Coyotes a 2-0 win. Guy Hebert stopped 23-of-24 shots faced, taking the loss.

# 1997 DUCKS PLAYOFF NOTES

## GAME FIVE @ ANAHEIM (APRIL 24), PHOENIX 5, ANAHEIM 2:

The Mighty Ducks fell to the Coyotes, at the Arrowhead Pond to trail the best-of-seven series, 3-2. Phoenix took a 1-0 lead late in the first period on Keith Tkachuk's fourth goal of the series. Anaheim tied the score at the 17:37 mark of the first period when Teemu Selanne netted his fourth goal of the playoffs. Selanne's goal ended a drought in which the Mighty Ducks had not scored in 118:48 (previous Anaheim goal was by Paul Kariya at the 18:49 mark of the first period in Game Three). The Coyotes scored the next two goals before Selanne earned his second goal of the game to cut the deficit to 3-2. Bob Corkum scored his second goal of the series and Keith Tkachuk added an empty net goal to give Phoenix the 5-2 decision. Guy Hebert stopped 19-of-23 shots, taking the loss.

## GAME SIX @ PHOENIX (APRIL 27), ANAHEIM 3, PHOENIX 2 (OT):

The Mighty Ducks defeated Phoenix in overtime to even the series at 3-3. Paul Kariya scored his fourth goal of the playoffs and Brian Bellows added his first of the series to give Anaheim a 2-0 lead after two periods. Darrin Shannon scored midway through the third period to cut the Ducks' lead to 2-1, followed by Keith Tkachuk's sixth goal of the playoffs tying the score at 2-2 and sending the game into overtime. In the extra period, Teemu Selanne lofted a long, high pass that Kariya controlled and fired past Nikolai Khabibulin at the 7:29 mark of overtime to give Anaheim the 3-2 victory. Dmitri Mironov added two assists for the Mighty Ducks and Steve Rucchin earned his first-ever playoff point, assisting on Kariya's game-winner.

## GAME SEVEN @ ANAHEIM (APRIL 29), ANAHEIM 3, PHOENIX 0:

Guy Hebert stopped all 31 shots he faced in earning his first-ever playoff shutout. David Karpa scored the series-winning goal just 3:11 into the game while Steve Rucchin and Joe Sacco added goals in the second period to lead the Ducks' offense. All three scores marked each player's first goals of the playoffs. Karpa finished the game with 1-1=2 points in a game that saw only three penalties called. Anaheim became only the seventh team in NHL history to win its first-ever playoff series.

## GAME ONE @ DETROIT (MAY 2), DETROIT 2, ANAHEIM 1 (OT):

The Mighty Ducks were defeated by Detroit in Game One at Joe Louis Arena, giving the Red Wings a 1-0 lead in the best-of-seven series. The game was scoreless until the 19:00 mark of the second period, when Paul Kariya scored his sixth goal of the playoffs to give Anaheim a 1-0 lead. Detroit evened the



Paul Kariya celebrates his OT game-winning goal in Game Six



# 1997 DUCKS PLAYOFF NOTES



After defeating Phoenix in the first round, Anaheim was matched up with the number three seed in the West, the Detroit Red Wings. The Mighty Ducks had defeated the Red Wings, 3-0-1, in the regular season series. The playoff series between the two would have a different result, with Detroit winning the first four games, eliminating Anaheim from the 1997 Stanley Cup Playoffs. Though Detroit officially earned a sweep in the series, it was a lot closer than the numbers would indicate. Three of the games went into overtime, including one that went into double overtime and one that went into triple overtime. The goaltenders were the stars of the series, with Guy Hebert, Mikhail Shtalenkov and Mike Vernon combining for 333 total saves on 354 total shots (.941 SV%). Paul Kariya (2-2=4) and Dmitri Mironov (0-4=4) led Anaheim in scoring for the playoff series while Sergei Fedorov (2-3=5), Vyacheslav Kozlov (3-1=4), and Vladimir Konstantinov (0-4=4) led Detroit in scoring.

score midway through the third period, with Sergei Fedorov scoring his first goal of the post-season, sending the game into overtime. Fedorov's goal was Detroit's first goal vs. Anaheim since March 12 at the Arrowhead Pond, snapping the Mighty Ducks' shutout streak vs. the Red Wings at 145:13. The goal was also the first allowed by Hebert in the playoffs since Game 6 of the Quarterfinals @ Phoenix (a span of 120:46). In the extra period, Martin Lapointe scored on a two-on-one break just 59 seconds into overtime to give the Red Wings the 2-1 win. Guy Hebert stopped 28-of-30 shots, taking the loss.

## **GAME TWO @ DETROIT (MAY 4), DETROIT 3, ANAHEIM 2 (3 OT):**

The Mighty Ducks played the longest game in team history (since surpassed), going into three overtime periods before dropping a 3-2 decision to the Red Wings. Vyacheslav Kozlov scored a power play goal at the 1:31 mark of the third overtime to give Detroit the win. There were 101:31 minutes of hockey played in the game that began at 2:08 p.m. and ended at 7:39 p.m. The two clubs combined for 122 shots (Wings - 71, Ducks - 51), the third-most shots by two teams in NHL playoff history. Detroit's 71 shots rank third all-time for one team. These rankings are since 1963 - the earliest year Elias Sports Bureau can research the stat. Kozlov's power play goal marked Detroit's first goal with a man-advantage vs. Anaheim this season (the Ducks had stopped all 22 Wings power plays faced this season before Kozlov's score). Mikhail Shtalenkov stopped 38-of-40 shots in relief of Guy Hebert, who left the game due to injury (Shtalenkov entered the game at the 7:02 mark of the third period). Jari Kurri scored his first goal of the playoffs while Teemu Selanne added his sixth of the post-season with just 3:07 left in regulation to send the game into overtime.

## **GAME THREE @ ANAHEIM (MAY 6), DETROIT 5, ANAHEIM 3:**

The Red Wings came back from deficits of 2-0 and 3-1 to take a 5-3 win in Game Three at the Arrowhead Pond. Anaheim took an early 2-0 lead on power play goals from Paul Kariya and Teemu Selanne in the first period. Ted Drury scored early in the second to give Anaheim a 3-1 lead, but the Red Wings scored two goals to knot the score at three entering the third period. Detroit outshot Anaheim, 23-6, in the second period and 49-23 in the game. Sergei Fedorov and Vyacheslav Kozlov scored two goals just 24 seconds apart at the beginning of the third to give the Wings their third win of the series. Kariya (1-1=2) and J.J. Daigneault (0-2=2) had multiple-point games for the Mighty Ducks. Mikhail Shtalenkov, starting in place of injured Guy Hebert, stopped 44-of-49 shots in the loss (career-highs in both saves and shots until Game Four).

## **GAME FOUR @ ANAHEIM (MAY 8), DETROIT 3, ANAHEIM 2 (2 OT):**

The Red Wings defeated the Mighty Ducks, 3-2 in double overtime, to sweep the best-of-seven series, 4-0. Joe Sacco and Brian Bellows each scored their first goals of the series to give Anaheim a 2-1 lead after two periods. Nicklas Lidstrom scored for Detroit at the 9:09 mark of the third period, sending the game into overtime. After a scoreless first overtime, Brendan Shanahan scored the game-winner for the Red Wings at the 17:05 mark of the second overtime, sending Detroit to the Western Conference Finals for the third-straight season. Paul Kariya picked up an assist, giving him 2-2=4 points in the series and 7-6=13 points in the playoffs to lead the Mighty Ducks. Dmitri Mironov assisted on Brian Bellows' goal, finishing second on the club with 1-10=11 points. Ken Baumgartner assisted on Sacco's goal, earning his first point of the post-season. Mikhail Shtalenkov stopped 70-of-73 shots in the loss. The 70 saves rank tied-for-second for saves in one NHL playoff game (record is 73) while Detroit's 73 shots rank second all-time for one NHL playoff game (record is 75). These rankings are since 1963 - the earliest year Elias Sports Bureau can research the stat. Over the final three games of the series, Shtalenkov faced 162 shots (54 shots per game), stopping 152 (.938 SV%).



# ALL-TIME PLAYOFF GAME-BY-GAME

## 2018 ANAHEIM DUCKS PLAYOFF GAME-BY-GAME

Date	Team	W/L/OT	Record	GF-GA	Scorers	W Goal	PP	PK	SF-SA	W - L	Gltdr	Attend.
04/12/2018	San Jose	L	00-01	0-3		9	0-3	5-6	25-34	31-36		17,174+
04/14/2018	San Jose	L	00-02	2-3	33,47P	48	1-2	2-3	30-35	31-36		17,430+
04/16/2018	@ San Jose	L	00-03	1-8	67P	27	1-3	4-8	46-36	31-36		17,562
04/18/2018	@ San Jose	L	00-04	1-2	7	48	0-4	3-3	31-24	31-36		17,562

## 2017 ANAHEIM DUCKS PLAYOFF GAME-BY-GAME

Date	Team	W/L/OT	Record	GF-GA	Scorers	W Goal	PP	PK	SF-SA	W - L	Gltdr	Attend.
04/13/2017	Calgary	W	01-00	3-2	15P,67,33P	33	2-7	4-5	41-32	36-1		17,174+
04/15/2017	Calgary	W	02-00	3-2	33,67,15P	15	1-4	2-3	29-37	36-1		17,271+
04/17/2017	@ Calgary	W*	03-00	5-4	37,53,44,53,10	10	0-0	2-5	27-32	1-1		19,289
04/19/2017	@ Calgary	W	04-00	3-1	18,44,15	44	0-2	2-3	25-37	36-31		19,289
04/26/2017	Edmonton	L	04-01	3-5	15P,18,33	6	1-3	3-5	36-32	33-36		17,174+
04/28/2017	Edmonton	L	04-02	1-2	33P	19	1-4	3-4	40-23	33-36		17,174+
04/30/2017	@ Edmonton	W	05-02	6-3	67,33,15,21,33,17	21	0-4	3-3	28-27	36-33		18,347
05/03/2017	@ Edmonton	W*	06-02	4-3	15,67,15,33	33	0-4	2-3	39-32	36-33		18,347
05/05/2017	Edmonton	W*	07-02	4-3	15,4,67,10	10	0-4	2-3	64-38	36-33		17,358+
05/07/2017	@ Edmonton	L	07-03	1-7	67	29	0-3	5-7	35-35	33-36		18,347
05/10/2017	Edmonton	W	08-03	2-1	7,37	37	0-1	1-1	30-24	36-33		17,407+
05/12/2017	Nashville	L*	08-04	2-3	33,47	18	0-4	5-5	29-46	35-36		17,174+
05/14/2017	Nashville	W	09-04	5-3	45P,33,86,37,50	37	1-2	3-3	27-33	36-35		17,174+
05/16/2017	@ Nashville	L	09-05	1-2	10P	59	1-2	3-4	20-40	35-36		17,338
05/18/2017	@ Nashville	W*	10-05	3-2	67,37,10	10	0-2	5-5	37-34	36-35		17,423
05/20/2017	Nashville	L	10-06	1-3	21	46	0-4	1-2	33-29	35-1		17,307+
05/22/2017	@ Nashville	L	10-07	3-6	86,21,4	10	0-4	3-3	41-18	35-1		17,352

## 2016 ANAHEIM DUCKS PLAYOFF GAME-BY-GAME

Date	Team	W/L/OT	Record	GF-GA	Scorers	W Goal	PP	PK	SF-SA	W - L	Gltdr	Attend.
04/15/2016	Nashville	L	00-01	2-3	15P,17	9	1-4	3-3	29-33	35-36		17,236+
04/17/2016	Nashville	L	00-02	2-3	7,44	6	0-1	4-5	29-27	35-36		17,174+
04/19/2016	@ Nashville	W	01-02	3-0	88,67,29	88	0-2	5-5	21-27	31-35		17,204
04/21/2016	@ Nashville	W	02-02	4-1	15,44,88,7	44	0-5	6-6	25-31	31-35		17,232
04/23/2016	Nashville	W	03-02	5-2	57,16,45,4P,17	45	1-7	3-3	32-29	31-35		17,360+
04/25/2016	@ Nashville	L	03-03	1-3	17P	18	1-2	1-1	27-26	35-31		17,113
04/27/2016	Nashville	L	03-04	1-2	17P	28	1-4	3-3	37-20	35-31		17,407+

## 2015 ANAHEIM DUCKS PLAYOFF GAME-BY-GAME

Date	Team	W/L/OT	Record	GF-GA	Scorers	W Goal	PP	PK	SF-SA	W - L	Gltdr	Attend.
04/16/2015	Winnipeg	W	01-00	4-2	45,10P,10,15P	10	2-3	3-3	33-27	31-31		17,174+
04/18/2015	Winnipeg	W	02-00	2-1	19P,33	33	1-4	4-4	39-29	31-31		17,415+
04/20/2015	@ Winnipeg	W*	03-00	5-4	4,10,33,17,67	67	0-3	2-3	31-35	31-31		15,016
04/22/2015	@ Winnipeg	W	04-00	5-2	16,7,17,17,45	17	0-1	2-3	35-27	31-31		15,016
04/30/2015	Calgary	W	05-00	6-1	39,19,10,16,10P,15P	19	2-4	3-3	35-24	31-1		17,174+
05/03/2015	Calgary	W	06-00	3-0	39,47,44	39	0-4	3-3	34-30	31-31		17,299+
05/05/2015	@ Calgary	L*	06-01	3-4	19,10,39	11	0-2	5-6	21-21	31-31		19,289
05/08/2015	@ Calgary	W	07-01	4-2	33P,7,39P,19	39	2-4	2-2	29-27	31-31		19,289
05/10/2015	Calgary	W*	08-01	3-2	17P,39P,10	10	2-4	3-4	47-19	31-31		17,284+
05/17/2015	Chicago	W	09-01	4-1	47,21,44,33	21	0-1	3-3	27-33	31-50		17,291+
05/19/2015	Chicago	L*	09-02	2-3	7,10	16	0-5	3-5	62-56	50-31		17,234+
05/21/2015	@ Chicago	W	10-02	2-1	19P,24	24	1-1	5-5	27-28	31-50		22,160
05/23/2015	@ Chicago	L*	10-03	4-5	16,17,39,10	80	0-2	3-4	51-40	50-31		22,404
05/25/2015	Chicago	W*	11-03	5-4	4,17,45,19,39	39	0-2	2-2	28-28	31-50		17,286+
05/27/2015	@ Chicago	L	11-04	2-5	19P,3	88	1-3	3-3	32-23	50-31		22,089
05/30/2015	Chicago	L	11-05	3-5	17,10,39P	81	1-2	2-4	38-26	50-31		17,375+

## 2014 ANAHEIM DUCKS PLAYOFF GAME-BY-GAME

Date	Team	W/L/OT	Record	GF-GA	Scorers	W Goal	PP	PK	SF-SA	W - L	Gltdr	Attend.
04/16/2014	Dallas	W	01-00	4-3	21,15,22P,39P	39	2-5	4-5	35-35	31-32		17,294+
04/18/2014	Dallas	W	02-00	3-2	15,10,75	7	0-3	5-6	19-36	31-32		17,426+
04/21/2014	@ Dallas	L	02-01	0-3	14	0-5	3-3	37-22	32-31		19,120	
04/23/2014	@ Dallas	L	02-02	2-4	55,62	20	0-3	3-3	23-26	32-31		18,962
04/25/2014	Dallas	W	03-02	6-2	13P,67P,22P,33,15,10P	22	4-6	7-7	23-36	31-32		17,334+
04/27/2014	@ Dallas	W*	04-02	5-4	77P,6,13,77,13	13	1-4	4-5	30-24	1-32		19,323
05/03/2014	Los Angeles	L*	04-03	2-3	39,8	12	0-4	3-4	35-36	32-1		17,393+
05/05/2014	Los Angeles	L	04-04	1-3	62P	27	1-4	3-3	37-17	32-1		17,281+
05/08/2014	@ Los Angeles	W	05-04	3-2	10P,8P,6	6	2-2	0-1	22-31	1-32		18,622
05/10/2014	@ Los Angeles	W	06-04	2-0	77,15P	77	1-3	4-4	14-28	36-32		18,489
05/12/2014	Los Angeles	W	07-04	4-3	13,77P,77,33	33	1-3	2-3	24-42	36-32		17,233+
05/14/2014	@ Los Angeles	L	07-05	1-2	21	22	0-5	4-4	22-23	32-36		18,519
05/16/2014	Los Angeles	L	07-06	2-6	21,10	10	0-3	3-5	27-30	32-36		17,395+

# ALL-TIME PLAYOFF GAME-BY-GAME



## 2013 ANAHEIM DUCKS PLAYOFF GAME-BY-GAME

Date	Team	W/L/OT	Record	GF-GA	Scorers	W Goal	PP	PK	SF-SA	W - L	Gltdr	Attend.
04/30/2013	Detroit	W	01-00	3-1	13p,8p,23	8	2-4	3-4	27-22	1-35	17,200+	
05/02/2013	Detroit	L*	01-01	4-5	11p,15,51,9	14	1-5	3-6	32-32	35-1	17,182+	
05/04/2013	@ Detroit	W	02-01	4-0	13p,15s,65,39p	13	2-6	6-6	29-23	1-35	20,066	
05/06/2013	@ Detroit	L*	02-02	2-3	39,20	24	0-3	1-1	33-49	35-1	20,066	
05/08/2013	Detroit	W*	03-02	3-2	15,15p,13	13	1-3	2-3	34-31	1-35	17,395+	
05/10/2013	@ Detroit	L*	03-03	3-4	51,65,9	40	0-0	2-3	37-29	35-1	20,066	
05/12/2013	Detroit	L	03-04	2-3	65,23	51	1-4	2-2	33-32	35-1	17,412+	

## 2011 ANAHEIM DUCKS PLAYOFF GAME-BY-GAME

Date	Team	W/L/OT	Record	GF-GA	Scorers	W Goal	PP	PK	SF-SA	W - L	Gltdr	Attend.
04/13/2011	Nashville	L	00-01	1-4	8p	26	1-5	1-5	28-30	35-38	17,174+	
04/15/2011	Nashville	W	01-01	5-3	10p,8p,9,15,9	15	2-5	2-6	28-34	29-35	17,174+	
04/17/2011	@ Nashville	L	01-02	3-4	8p,8,39	12	1-2	1-5	16-37	35-29	17,113	
04/20/2011	@ Nashville	W	02-02	6-3	4p,11,8p,10s,15,64	10	2-6	1-5	38-22	29-35	17,113	
04/22/2011	Nashville	L*	02-03	3-4	33p,9,33	25	1-2	0-2	26-37	35-29	17,385+	
04/24/2011	@ Nashville	L	02-04	2-4	8,33p	13	1-2	1-4	27-30	35-29	17,113	

## 2009 ANAHEIM DUCKS PLAYOFF GAME-BY-GAME

Date	Team	W/L/OT	Record	GF-GA	Scorers	W Goal	PP	PK	SF-SA	W - L	Gltdr	Attend.
04/16/2009	@ San Jose	W	01-00	2-0	27p,15	27	1-4	0-6	17-35	1-20	17,496	
04/19/2009	@ San Jose	W	02-00	3-2	9p,48,18	18	1-2	0-6	26-44	1-20	17,496	
04/21/2009	San Jose	L	02-01	3-4	9p,34,25	12	1-4	2-3	30-35	20-1	16,277	
04/23/2009	San Jose	W	03-01	4-0	9,9,10,18	9	0-4	0-2	26-31	1-20	16,830	
04/25/2009	@ San Jose	L*	03-02	2-3	20,10	12	0-3	1-3	25-48	20-1	17,496	
04/27/2009	San Jose	W	04-02	4-1	10p,8p,23,15	8	2-5	1-4	32-37	1-20	17,174+	
05/01/2009	@ Detroit	L	04-03	2-3	10,8p	5	1-3	2-6	24-37	30-1	20,066	
05/03/2009	@ Detroit	W*	05-03	4-3	15,25p,20p,22	22	2-4	1-3	46-62	1-30	20,066	
05/05/2009	Detroit	W	06-03	2-1	8,27p	27	1-4	1-5	23-46	1-30	17,174+	
05/07/2009	Detroit	L	06-04	3-6	10,10,27p	81	1-3	1-5	28-40	30-1	17,601+	
05/10/2009	@ Detroit	L	06-05	1-4	19p	26	1-3	0-3	17-38	30-1	20,066	
05/12/2009	Detroit	W	07-05	2-1	15p,10	10	1-5	1-4	28-39	1-30	17,174+	
05/14/2009	@ Detroit	L	07-06	3-4	8,10p,9	11	1-5	1-5	27-40	20-1	20,066	

## 2008 ANAHEIM DUCKS PLAYOFF GAME-BY-GAME

Date	Team	W/L/OT	Record	GF-GA	Scorers	W Goal	PP	PK	SF-SA	W - L	Gltdr	Attend.
04/10/2008	Dallas	L	00-01	0-4	-	29	0-3	4-7	23-37	35-35	17191+	
04/12/2008	Dallas	L	00-02	2-5	8p,32	9	1-6	2-6	22-30	35-35	17181+	
04/15/2008	@ Dallas	W	01-02	4-2	22,15,25p,25p	25	2-4	2-7	15-33	35-35	18532	
04/17/2008	@ Dallas	L	01-03	1-3	11	14	0-5	0-6	28-20	28-20	18532	
04/18/2008	Dallas	W	02-03	5-2	10,15p,8p,21,22	8	2-3	0-7	32-42	35-35	17199+	
04/20/2008	@ Dallas	L	02-04	1-4	10	14	0-3	2-5	18-26	35-35	18532	

## 2007 ANAHEIM DUCKS PLAYOFF GAME-BY-GAME

Date	Team	W/L/OT	Record	GF-GA	Scorers	W Goal	PP	PK	SF-SA	W - L	Gltdr	Attend.
04/11/2007	Minnesota	W	01-00	2-1	8,17	17	0-3	0-4	34-25	30-32	17180+	
04/13/2007	Minnesota	W	02-00	3-2	23p,23p,15s	15	2-4	0-6	25-32	30-32	17324+	
04/15/2007	@ Minnesota	W	03-00	2-1	19p,44	44	1-4	1-5	19-20	30-32	19224	
04/17/2007	@ Minnesota	L	03-01	1-4	25p	10	1-4	1-7	29-40	32-30	19174	
04/19/2007	Minnesota	W	04-01	4-1	25,15p,10,32	15	1-4	0-5	39-27	35-32	17318+	
04/25/2007	Vancouver	W	05-01	5-1	19p,8,19,15,19p	8	2-9	0-7	37-27	35-1	17250+	
04/27/2007	Vancouver	L*	05-02	1-2	32	20	0-7	0-5	44-49	1-35	17392+	
04/29/2007	@ Vancouver	W	06-02	3-2	17,23p,10p	10	2-5	1-8	24-26	35-1	18630	
05/01/2007	@ Vancouver	W*	07-02	3-2	25,8,32	32	0-8	0-3	30-26	35-1	18630	
05/03/2007	Vancouver	W*	08-02	2-1	26,27	27	0-7	0-6	63-27	35-1	17407+	
05/11/2007	@ Detroit	L	08-03	1-2	14	96	0-7	2-4	32-19	39-35	19939	
05/13/2007	@ Detroit	W*	09-03	4-3	44,19,32,27	27	0-5	2-7	33-27	35-39	19620	
05/15/2007	Detroit	L	09-04	0-5	-	93	0-4	1-9	29-28	39-35	17358+	
05/17/2007	Detroit	W	10-04	5-3	10,5p,8,15p,44	15	2-5	2-6	23-39	35-39	17375+	
05/20/2007	@ Detroit	W*	11-04	2-1	27p,8	8	1-5	0-7	26-37	35-39	20003	
05/22/2007	Detroit	W	12-04	4-3	44s,10,15p,26	26	1-4	2-7	29-29	35-39	17380+	
05/28/2007	Ottawa	W	13-04	3-2	19,15,32	32	0-4	2-7	32-20	35-1	17274+	
05/30/2007	Ottawa	W	14-04	1-0	26	26	0-4	0-4	31-16	35-1	17258+	
06/02/2007	@ Ottawa	L	14-05	3-5	19p,10,15	37	1-3	1-7	22-29	1-35	20500	
06/04/2007	@ Ottawa	W	15-05	3-2	19,19,17	17	0-3	1-4	21-23	35-1	20500	
06/06/2007	Ottawa	W	16-05	6-2	19p,44,32,23p,32,10	32	2-6	0-3	18-13	35-1	17372+	

\* = Overtime, + = Sellout



# ALL-TIME PLAYOFF GAME-BY-GAME

## 2006 MIGHTY DUCKS OF ANAHEIM PLAYOFF GAME-BY-GAME

Date	Team	W/L/OT	Record	GF-GA	Scorers	W Goal	PP	PK	SF-SA	W - L GltDr	Attend.
04/21/2006	@ Calgary	L*	00-01	1-2	12	25	0-5	0-5	34-40	34-30	19289
04/23/2006	@ Calgary	W	01-01	4-3	38,27s,15,26	26	0-6	2-12	20-25	35-34	19289
04/25/2006	Calgary	L	01-02	2-5	23p,23p	19	2-9	3-7	29-24	34-35	17174+
04/27/2006	Calgary	W*	02-02	3-2	51,13p,21	21	1-7	0-6	30-27	35-34	17174+
04/29/2006	@ Calgary	L	02-03	2-3	19p,44p	12	2-6	1-4	28-27	34-35	19289
05/01/2006	Calgary	W	03-03	2-1	13,27p	27	1-9	0-5	30-22	30-34	16594
05/03/2006	@ Calgary	W	04-03	3-0	13,24,12	13	0-2	0-4	32-22	30-34	19289
05/05/2006	Colorado	W	05-03	5-0	26,38,13,15p,32	26	1-5	0-5	34-29	30-60	17174+
05/07/2006	Colorado	W	06-03	3-0	51p,24,15	51	1-6	0-6	35-22	30-60	17294+
05/09/2006	@ Colorado	W*	07-03	4-3	15,15,15,15	15	0-5	0-8	39-29	30-60	18007
05/11/2006	@ Colorado	W	08-03	4-1	22,13,76,22	13	0-3	0-5	34-41	30-60	18007
05/19/2006	Edmonton	L	08-04	1-3	19p	83	1-8	1-5	32-26	35-30	17174+
05/21/2006	Edmonton	L	08-05	1-3	12	34	0-5	2-3	34-25	35-30	17264+
05/23/2006	@ Edmonton	L	08-06	4-5	21,13,38,22	34	0-7	2-8	38-22	35-30	16839
05/25/2006	@ Edmonton	W	09-06	6-3	76,76,51p,24,15,15	24	1-8	1-7	46-23	35-35	16839
05/27/2006	Edmonton	L	09-07	1-2	23p	14	1-11	0-6	33-25	35-35	17174+

## 2003 MIGHTY DUCKS OF ANAHEIM PLAYOFF GAME-BY-GAME

Date	Team	W/L/OT	Record	GF-GA	Scorers	W Goal	PP	PK	SF-SA	W - L GltDr	Attend.
04/10/2003	@ Detroit	W*	01-00	2-1	77,9	9	0-4	1-4	44-64	35-31	20058
04/12/2003	@ Detroit	W	02-00	3-2	23,10,32	32	0-3	0-2	23-36	35-31	20058
04/14/2003	Detroit	W	03-00	2-1	26,23	23	0-3	1-4	26-37	35-31	17174+
04/16/2003	Detroit	W*	04-00	3-2	9,10,20	20	0-4	0-4	27-34	35-31	17174+
04/24/2003	@ Dallas	W*	05-00	4-3	10,44s,20,39	39	0-3	0-3	54-63	35-35	18532
04/26/2003	@ Dallas	W*	06-00	3-2	77p,44,12	12	1-6	1-2	27-31	35-35	18532
04/28/2003	Dallas	L	06-01	1-2	20p	26	1-4	1-4	32-32	35-35	17174+
04/30/2003	Dallas	W	07-01	1-0	12p	12	1-5	0-5	22-28	35-35	17174+
05/03/2003	@ Dallas	L	07-02	1-4	9	14	0-6	0-2	15-25	35-35	18532
05/05/2003	Dallas	W	08-02	4-3	32p,23,24,8	8	1-3	1-3	26-29	35-35	17174+
05/10/2003	@ Minnesota	W*	09-02	1-0	39	39	0-1	0-5	26-39	35-35	19350
05/12/2003	@ Minnesota	W	10-02	2-0	34s,44s	34	0-3	0-3	22-24	35-30	19344
05/14/2003	Minnesota	W	11-02	4-0	20,9,23,9	20	0-4	0-4	32-35	35-30	17174+
05/16/2003	Minnesota	W	12-02	2-1	77p,77p	77	2-3	1-4	28-25	35-30	17174+
05/27/2003	@ New Jersey	L	12-03	0-3	-	12	0-2	0-1	16-30	30-35	19040
05/29/2003	@ New Jersey	L	12-04	0-3	-	26	0-3	1-4	16-25	30-35	19040
05/31/2003	New Jersey	W*	13-04	3-2	11,8,24	24	0-2	0-4	33-31	35-30	17174+
06/02/2003	New Jersey	W*	14-04	1-0	32	32	0-1	0-3	26-26	35-30	17174+
06/05/2003	@ New Jersey	L	14-05	3-6	39,20,26	20	0-1	0-4	23-37	30-35	19040
06/07/2003	New Jersey	W	15-05	5-2	20,20,32p,9,39	32	2-8	1-3	24-28	35-30	17174+
06/09/2003	@ New Jersey	L	15-06	0-3	-	16	0-1	0-2	24-25	30-35	19040

## 1999 MIGHTY DUCKS OF ANAHEIM PLAYOFF GAME-BY-GAME

Date	Team	W/L/OT	Record	GF-GA	Scorers	W Goal	PP	PK	SF-SA	W - L GltDr	Attend.
04/21/1999	@ Detroit	L	00-01	3-5	16p,9,8	17	1-5	1-6	29-37	30-35	19983
04/23/1999	@ Detroit	L	00-02	1-5	8p	14	1-5	3-9	31-36	30-31	19983
04/25/1999	Detroit	L	00-03	2-4	16p,23p	19	2-6	2-6	24-24	30-31	17,174+
04/27/1999	Detroit	L	00-04	0-3	-	96	0-4	1-2	31-38	30-31	17,174+

## 1997 MIGHTY DUCKS OF ANAHEIM PLAYOFF GAME-BY-GAME

Date	Team	W/L/OT	Record	GF-GA	Scorers	W Goal	PP	PK	SF-SA	W - L GltDr	Attend.
04/16/1997	Phoenix	W	01-00	4-2	8p,9,8,9	8	1-3	1-5	29-31	31-35	17,174+
04/18/1997	Phoenix	W	02-00	4-2	15p,36p,36,8	36	2-7	1-3	35-38	31-35	17,174+
04/20/1997	@ Phoenix	L	02-01	1-4	9p	34	1-7	0-6	31-26	35-31	16210
04/22/1997	@ Phoenix	L	02-02	0-2	-	21	0-4	0-3	32-25	35-31	16210
04/24/1997	Phoenix	L	02-03	2-5	8,8p	27	1-2	0-2	32-24	35-31	17,174+
04/27/1997	@ Phoenix	W*	03-03	3-2	9p,23,9	9	1-4	1-5	39-21	35-31	16210
04/29/1997	Phoenix	W	04-03	3-0	33,20,14	33	0-2	0-1	26-31	35-31	17,174+
05/02/1997	@ Detroit	L*	04-04	1-2	9p	20	1-3	0-5	20-30	29-31	19983
05/04/1997	@ Detroit	L*	04-05	2-3	17,8	13	0-2	1-5	22-34	29-35	19983
05/05/1997	Detroit	L	04-06	3-5	9p,8p,13	91	2-3	2-5	23-49	29-35	17,174+
05/08/1997	Detroit	L*	04-07	2-3	14,23p	14	1-3	0-4	37-73	29-35	17,174+

\* = Overtime, + = Sellout

# DUCKS PLAYOFF RECORDS



## INDIVIDUAL

### MOST GOALS

Career	37	Ryan Getzlaf, 2005-18 (125 games)
Playoff Season	10	Twice: Andy McDonald, 2007 (21 games); Corey Perry, 2015 (16 games)
Series	6	Joffrey Lupul, 2006 CSF vs. COL (4 games); Teemu Selanne, 2011 CQF vs. NSH (6 games)
Game	4	Joffrey Lupul, Game 3 of CSF, May 9, 2006 @ COL
Period	2	11 times (last: Ryan Getzlaf, second period of Game 4 of Second Round, May 3, 2017 @ EDM)

### MOST ASSISTS

Career	83	Ryan Getzlaf, 2005-18 (125 games)
Playoff Season	18	Ryan Getzlaf, 2015 (16 games)
Series	8	Ryan Getzlaf (twice), 2009 CSF vs. DET (7 games); 2015 WCF vs. CHI (7 games)
Game	3	Seven times (last: Ryan Getzlaf, Game 3 of WCF, May 14, 2017 @ NSH)
Period	3	Chris Kunitz, first period of Game 1 of CSF, Apr. 25, 2007 vs. VAN

### MOST POINTS

Career	120	Ryan Getzlaf (37-83=120), 2005-18 (125 games)
Playoff Season	20	Ryan Getzlaf (2-18=20), 2015 (16 games)
Series	10	Three times: Corey Perry (5-5=10), 2009 CSF vs. DET (7 games); Ryan Getzlaf (2-8=10), 2009 CSF vs. DET (7 games); Ryan Getzlaf (5-5=10), 2017 Second Round vs. EDM (7 games)
Game	4	Six times (last: Ryan Getzlaf (2-2=4), Game 4 of Second Round, May 3, 2017 @ EDM)
Period	3	Five times (last: Ryan Getzlaf, second period of Game 4 of Second Round, May 3, 2017 @ EDM)

### HIGHEST PLUS/MINUS RATING

Career	+19	Sean O'Donnell, 2006-08 (43 games)
Playoff Season	+14	Todd Marchant, 2006 (16 games)
Game	+5	Corey Perry, Game 3 of First Round, Apr. 17, 2017 @ CGY

### MOST GAMES

Career	125	Ryan Getzlaf, 2005-18
Playoff Season	21	16 players in 2003 & 11 players in 2007

### MOST SHOTS

Career	340	Corey Perry, 2005-18 (118 games)
Playoff Season	64	Andy McDonald, 2007 (21 games); Corey Perry, 2015 (16 games)
Series	40	Paul Kariya, 1997 CQF vs. PHX (7 games)
Game	11	Paul Kariya, Game 2 of CSF, May 4, 1997 @ DET
Period	5	Three times (last: Andy McDonald, in second period of Game 4 of CQF, Apr. 27, 2006 vs. CGY)

### MOST PENALTY MINUTES

Career	186	Corey Perry, 2005-18 (118 games)
Playoff Season	46	Nick Ritchie, 2017 (15 games)
Series	36	Patrick Maroon, 2014 First Round vs. DAL (6 games)
Game	20	Brad May, Game 4 of CQF, Apr. 17, 2007 @ MIN
Period	20	Brad May, third period of Game 4 of CQF on Apr. 17, 2007 @ MIN

### LONGEST PLAYOFF SCORING STREAKS

Point Streak	8 gms	Ryan Getzlaf (2-12=14), Apr. 21-May 7, 2009
Goal Streak	5 gms	Matt Beleskey (5-0=5), Apr. 30-May 10, 2015
Assist Streak	8 gms	Ryan Getzlaf (2-12=14), Apr. 21-May 7, 2009

### ALL-TIME HAT TRICKS

Two times		Andy McDonald (3-1=4), Game 1 of CSF, Apr. 25, 2007 vs. VAN; Joffrey Lupul (4-0=4), Game 3 of CSF, May 9, 2006 @ COL
-----------	--	--



# DUCKS PLAYOFF RECORDS

## **MOST OVERTIME GOALS**

Career	4	Corey Perry, 2005-17 (114 games)
Playoff Season	3	Corey Perry, 2017 (17 games)

## **MOST GOALS - DEFENSEMEN**

Playoff Season	4	Francois Beauchemin, 2007
Series	2	12 times (last: Shea Theodore, 2017 First Round vs. CGY)
Game	2	Five times (last: Shea Theodore, Game 3 of First Round, Apr. 17, 2017 @ CGY)

## **MOST ASSISTS - DEFENSEMEN**

Playoff Season	12	Chris Pronger, 2007
Series	6	Dmitri Mironov, 1997 CQF vs. PHX
Game	2	Many times (last: Sami Vatanen, Game 6 of WCF, May 22, 2017 @ NSH)

## **MOST POINTS - DEFENSEMEN**

Playoff Season	15	Chris Pronger, 2007
Series	7	J.J. Diagneault (2-5=7) and Dmitri Mironov (1-6=7), 1997 CQF vs. PHX
Game	3	Three times (last: Sami Vatanen, Game 1 of the First Round, Apr. 16, 2015 vs. WPG)

## **MOST GOALS - ROOKIE**

Playoff Season	5	Bobby Ryan, 2009
Series	5	Bobby Ryan, 2009 CQF vs. SJ (6 games)
Game	2	Four times (last: Shea Theodore, Game 3 of the First Round, Apr. 17, 2017 @ CGY)

## **MOST ASSISTS - ROOKIE**

Playoff Season	7	Brandon Montour, 2017
Series	5	Dustin Penner, 2006 CSF vs. COL (4 games)
Game	3	Dustin Penner, Game 3 of the CSF, May 9, 2006 @ COL

## **MOST POINTS - ROOKIE**

Playoff Season	9	Dustin Penner and Francois Beauchemin, 2006
Series	6	Dustin Penner, 2006 CSF vs. COL (4 games)
Game	3	Dustin Penner, Game 3 of the CSF, May 9, 2006 @ COL

## **MOST GAMES - ROOKIE**

Playoff Season	21	Dustin Penner, 2007; Stanislav Chistov and Kurt Sauer, 1999
----------------	----	---

## **MOST SHOTS - ROOKIE**

Playoff Season	49	Bobby Ryan, 2009
Series	26	Bobby Ryan, 2009 CSF vs. DET (7 games)
Game	7	Bobby Ryan, Game 3 of the CQF, Apr. 21, 2009 vs. SJ

## **MOST PENALTY MINUTES - ROOKIE**

Playoff Season	38	Patrick Maroon, 2014
Series	36	Patrick Maroon, 2014 First Round vs. DAL (6 games)
Game	15	Mike Brown, Game 1 of the CSF, May 1, 2009 @ DET

## **LONGEST PLAYOFF SCORING STREAKS - ROOKIE**

Point Streak	3 gms	Three times: Dustin Penner (1-5=6), May 7-11, 2006; Bobby Ryan (4-0=4), Apr. 19-23, 2009; Shea Theodore (2-3=5), Apr. 13-17, 2017
Goal Streak	3 gms	Bobby Ryan (4-0=4), Apr. 19-23, 2009
Assist Streak	3 gms	Dustin Penner (1-5=6), May 7-11, 2006

## **MOST MINUTES PLAYED (GOALIES)**

Career	3167	Jean-Sebastien Giguere, 2003-09 (52 games)
Playoff Season	1407	Jean-Sebastien Giguere, 2003 (21 games)
Series	498	Fredrik Andersen, 2015 WCF vs. CHI (7 games)
Game	140:48	Jean-Sebastien Giguere, Game 1 of CSF, Apr. 24, 2003 vs. DAL (5 OT)



# DUCKS PLAYOFF RECORDS



## MOST SHUTOUTS

Career	6	Jean-Sebastien Giguere, 2003-09 (52 games)
Playoff Season	5	Jean-Sebastien Giguere, 2003 (21 games)
Series	3	Jean-Sebastien Giguere, 2003 WCF vs. MIN (4 games)

## MOST SAVES

Career	1363	Jean-Sebastien Giguere, 2003-09 (52 games)
Playoff Season	659	Jean-Sebastien Giguere, 2003 (21 games)
Series	274	Jonas Hiller, 2009 CSF vs. DET (7 games)
Game	70	Mikhail Shtalenkov, Game 4 of CSF, May 8, 1997 vs. DET (2 OT)
Period	21	Mikhail Shtalenkov, second period of Game 3 of CSF, May 6, 1997 vs. DET
Overtime	20	Jean-Sebastien Giguere, first OT period of Game 1 of CQF, Apr. 10, 2003 @ DET

## MOST SHOTS FACED

Career	1473	Jean-Sebastien Giguere, 2003-09 (52 games)
Playoff Season	697	Jean-Sebastien Giguere, 2003 (21 games)
Series	294	Jonas Hiller, 2009 CSF vs. DET (7 games)
Game	73	Mikhail Shtalenkov, Game 4 of CSF, May 8, 1997 vs. DET (2 OT)
Period	23	Mikhail Shtalenkov, second period of Game 3 of CSF, May 6, 1997 vs. DET
Overtime	20	Jean-Sebastien Giguere, first OT period of Game 1 of CQF, Apr. 10, 2003 @ DET

## LOWEST GOALS-AGAINST AVERAGE

Career	1.68	Ilya Bryzgalov, 2005-07 (16 games)
Playoff Season	1.41	Frederik Andersen, 2016 (5 games)
Series	0.22	Jean-Sebastien Giguere, 2003 WCF vs. MIN (4 games)

## HIGHEST SAVE PERCENTAGE

Career	.937	Ilya Bryzgalov, 2005-07 (16 games)
Playoff Season	.947	Frederik Andersen, 2016 (5 games)
Series	.992	Jean-Sebastien Giguere, 2003 WCF vs. MIN (4 games), stopped 122-of-123 shots

## GOALTENDING STREAKS

Most consecutive games played	21	Jean-Sebastien Giguere, Apr. 10, 2003-June 9, 2003
Most consecutive starts	21	Jean-Sebastien Giguere, Apr. 10, 2003-June 9, 2003
Most consecutive shutouts	3	Two times: Jean-Sebastien Giguere, Game 1 of WCF on May 10, 2003 @ MIN, Game 2 of WCF on May 12, 2003 @ MIN, Game 3 of WCF on May 14, 2003 vs. MIN; Ilya Bryzgalov, Game 7 of CQF on May 3, 2006 vs. CGY, Game 1 of CSF on May 5, 2006 vs. COL, Game 2 of CSF on May 7, 2006 vs. COL
Longest winning streak	6 games	Three times: Jean-Sebastien Giguere, Apr. 10-26, 2003; Ilya Bryzgalov, May 1-11, 2006; Frederik Andersen, Apr. 16-May 3, 2015
Longest losing streak	3 games	Four times: last, Ilya Bryzgalov, May 19-23, 2006
Longest shutout sequence	249:15	Ilya Bryzgalov, Game 7 of CQF on May 3, 2006 vs. CGY through Game 2 of CSF on May 7, 2006 vs. COL, spanning five games

## TEAM

### MOST GOALS

Playoff Season	58	2007 (21 games)
Series	22	2015 WCF vs. CHI (7 games)
Game	6	Six times (last: Game 3 of Second Round, Apr. 30, 2017 @ EDM)
Period	4	Two times: second period of Game 1 of CSF, May 5, 2006 vs. COL; third period of Game 3 of WCF, May 23, 2006 @ EDM

### MOST SHOTS

Playoff Season	698	2007 (21 games)
Series	272	2017 Second Round vs. EDM (7 games)
Game	64	Game 5 of Second Round, May 5, 2017 vs. EDM (2 OT)
Period	25	First period of Game 4 of WCF, May 25, 2006 @ EDM
Overtime Period	17	First OT period of Game 4 of WCF, May 23, 2015 @ CHI



# DUCKS PLAYOFF RECORDS

## MOST PENALTY MINUTES

Playoff Season	399	2007 (21 games)
Series	175	2014 First Round vs. DAL (6 games)
Game	61	Game 6 of Second Round, May 7, 2017 @ EDM
Period	48	Third period of Game 4 of CQF, Apr. 17, 2007 @ MIN

## FEWEST SHOTS

Playoff Season	115	1999 (4 games)
Series	108	2003 WCF vs. MIN (4 games)
Game	14	Game 4 of CSF, May 10, 2004 @ LA
Period	0	Second period of Game 4 of CSF, May 10, 2014 @ LA
Overtime Period	0	Four times (last: First OT Period of Game 6 of CQF, May 10, 2013 vs. DET)

## EARLIEST GOALS SCORED

Earliest goal scored from the start of game	0:25	Rickard Rakell, Game 3 of Second Round, Apr. 30, 2017 @ EDM
	0:40	Jakob Silfverberg, Game 2 of First Round, Apr. 14, 2018 vs. SJ
	0:42	Corey Perry, Game 2 of CSF, May 7, 2009 vs. DET
	0:42	Petr Sykora, Game 5 of SCF, June 5, 2003 @ NJ
Earliest goal scored from the start of OT	0:39	Steve Thomas, Game 4 of SCF, June 2, 2003 vs. NJ
	0:45	Jakob Silfverberg, Game 4 of Second Round, May 3, 2017 @ EDM
	0:45	Matt Beleskey, Game 5 of WCF, May 25, 2015 vs. CHI

## BIGGEST COMEBACK WIN

Game	Down by 3	Two times, last: Trailing by three with 3:16 left in regulation, 4-3 double OT win in Game 5 of the Second Round, May 5, 2017 vs. EDM
------	-----------	---

## MOST MULTI-GOAL COMEBACK WINS

Playoff Season	4	2017
----------------	---	------

## OPPONENTS INDIVIDUAL PLAYOFF RECORDS

### MOST GOALS

Series	6	Three times: Keith Tkachuk, 1997 CQF vs. PHX (7 games); Johan Franzen, 2009 CSF vs. DET (7 games); Marian Gaborik, 2014 Second Round vs. LA (7 games)
Game	3	Three Times: Steve Yzerman, Game 1 of CQF, Apr. 21, 1999 @ DET; Leon Draisaitl, Game 6 of Second Round, May 7, 2017 @ EDM; Colton Scissons, Game 6 of WCF, May 22, 2017 @ NSH
Period	2	Seventeen times (last: Evander Kane, second period of Game 1 of First Round, April 12, 2018 vs. SJ)

### MOST ASSISTS

Series	8	Three times: Anze Kopitar, 2014 CSF vs. LA (7 games); Duncan Keith, 2015 WCF vs. CHI (7 games); Leon Draisaitl, 2017 Second Round (7 games)
Game	3	Six times: last, Patrick Kane, Game 7 of WCF, May 30, 2015 vs. CHI
Period	3	Twice: Mikael Samuelsson, third period of Game 6 of WCF, May 22, 2007 vs. DET; Duncan Keith, second period of Game 6 of WCF, May 27, 2015 @ CHI

### MOST POINTS

Series	13	Leon Draisaitl (5-8=13), 2017 Second Round vs. EDM (7 games)
Game	5	Leon Draisaitl (3-2=5), Game 6 of Second Round, May 7, 2017 @ EDM
Period	3	Six times (last: Leon Draisaitl (2-1=3) and Mark Letestu (2-1=3), first period of Game 6 of Second Round, May 7, 2017

### MOST SHOTS

Series	37	Keith Tkachuk, 1997 CQF vs. PHX (7 games)
Game	13	Nicklas Lidstrom, Game 4 of CSF, May 8, 1997 vs. DET (2 OT)
Period	6	Nicklas Lidstrom, second period of Game 3 of CSF, May 6, 1997 vs. DET

# DUCKS PLAYOFF RECORDS



## MOST PENALTY MINUTES

Series	29	Dan Hinote, 2006 CSF vs. COL (4 games)
Game	27	Dan Hinote, Game 1 of CSF, May 5, 2006 vs. COL
Period	27	Dan Hinote, third period of Game 1 of CSF, May 5, 2006 vs. COL

## MOST MINUTES PLAYED (GOALIES)

Series	498	Corey Crawford, 2015 WCF vs. CHI (7 games)
Game	140:48	Marty Turco, Game 1 of CSF, Apr. 24, 2003 @ DAL (5 OT)

## MOST SHUTOUTS

Series	3	Martin Brodeur, 2003 SCF vs. NJ
--------	---	---------------------------------

## MOST SAVES

Series	251	Cam Talbot, 2017 Second Round vs. EDM (7 games)
Game	60	Twice: Corey Crawford, Game 2 of WCF, May 19, 2015 vs. CHI (3 OT) Cam Talbot, Game 5 of Second Round, May 5, 2017 vs. EDM (2 OT)
Period	22	Dwayne Roloson, first period of Game 4 of WCF, May 25, 2006 @ EDM
Overtime Period	17	Corey Crawford, first OT period of Game 4 of WCF, May 23, 2015 @ CHI

## MOST SHOTS FACED

Series	272	Cam Talbot, 2017 Second Round vs. EDM (7 games)
Game	64	Cam Talbot, Game 5 of Second Round, May 5, 2017 vs. EDM (2 OT)
Period	25	Dwayne Roloson, first period of Game 4 of WCF, May 25, 2006 @ EDM
Overtime Period	17	Corey Crawford, first OT period of Game 4 of WCF, May 23, 2015 @ CHI

## LOWEST GOALS-AGAINST-AVERAGE

Series	1.00	Martin Jones, 2018 First Round vs. SJ (4 games)
--------	------	---

## OPPONENTS TEAM RECORDS

### MOST GOALS

Series	24	Twice: 2015 WCF vs. CHI (7 games); 2017 Second Round vs. EDM (7 games)
Game	8	Game 3 of First Round, April 16, 2018 @ SJ
Period	5	First period of Game 6 of Second Round, May 7, 2017 @ EDM

### MOST SHOTS

Series	294	2009 CSF vs. DET (7 games)
Game	73	Game 4 of CSF, May 8, 1997 vs. DET (2 OT)
Period	23	Second period of Game 3 of CSF, May 6, 1997 vs. DET
Overtime Period	20	First OT period of Game 1 of CQF, Apr. 10, 2003 @ DET

### MOST PENALTY MINUTES

Series	153	2014 First Round vs. DAL (6 games)
Game	64	Game 5 of First Round, Apr. 25, 2014 vs. DAL
Period	33	Third period of Game 5 of First Round, Apr. 25, 2014 vs. DAL

### FEWEST SHOTS

Series	101	2007 SCF vs. OTT (5 games)
Game	13	Game 5 of SCF, June 6, 2007 vs. OTT
Period	2	First period of Game 4 of WCF, May 18, 2017 @ NSH
Overtime Period	0	Eight times: last, Game 5 of Second Round (2nd OT), May 5, 2017 vs. EDM

## TWO-TEAM SINGLE-GAME HIGHS & LOWS

### MOST GOALS

Game	9	Fourteen times: last, Game 3 of 1st Rd., ANA (1) @ SJ (8), Apr. 16, 2018
Period	8	Third period of Game 4 of WCF, ANA (4) @ EDM (4), May 23, 2006

### MOST SHOTS

Game	122	Game 2 of CSF, ANA (51) vs. DET (71), May 4, 1997 (3 OT)
Period	35	Second period of Game 3 of First Round, ANA (19) @ SJ (16), Apr. 16, 2018
Overtime Period	28	Second OT period of Game 2 of WCF, May 19, 2015 vs. CHI



# DUCKS PLAYOFF RECORDS

## MOST PENALTY MINUTES

Game.....	121	Game 5 of First Round, DAL (64) vs. ANA (57), Apr. 25, 2014
Period.....	78	Third period of Game 6 of Second Round, ANA (46) @ EDM (32), May 7, 2017

## FEWEST GOALS

Game.....	1	Four times: Game 4 of CSF, ANA (1) vs. DAL (0), Apr. 30, 2003; Game 1 of WCF, ANA (1) @ MIN (0), May 10, 2003 (2 OT); Game 4 of SCF, ANA (1) vs. NJ (0), June 2, 2003 (OT); Game 2 of SCF, ANA (1) vs. OTT (0), May 30, 2007
-----------	---	--

## FEWEST SHOTS

Game.....	31	Game 5 of SCF, ANA (18) vs. OTT (13), June 6, 2007
Period.....	8	Two times: second period of Game 2 of SCF, ANA (2) @ NJ (6), May 29, 2003; first period of Game 5 of SCF, ANA (5) vs. OTT (3), June 6, 2007
Overtime Period.....	1	Six times (last, first OT period of Game 4 of Second Round, ANA (1) @ EDM (0), May 3, 2017)

## FEWEST POWER PLAY OPPORTUNITIES

Game.....	2	Game 7 of Second Round, ANA (0-1) vs. EDM (0-1), May 10, 2017
-----------	---	---

## FEWEST PENALTY MINUTES

Game.....	4	Game 7 of Second Round, ANA (2) vs. EDM (2), May 10, 2017
-----------	---	---



DUCKS



**NHL**



## ARIZONA COYOTES

### ALL-TIME SERIES SUMMARY

Season	Series Results	GF	GA	Power Play	Penalty Killing	Season	Series Results	GF	GA	Power Play	Penalty Killing
1993-94	4-0-0 (2-0-0 in ANA)	17	9	14.3%	77.3%	2006-07	6-2-0 (4-0-0 in ANA)	24	17	34.3%	89.2%
1994-95	3-1-0 (2-0-0 in ANA)	12	10	7.7%	75.0%	2007-08	3-1-4 (1-1-2 in ANA)	21	19	18.2%	78.4%
1995-96	3-1-0 (2-0-0 in ANA)	20	12	21.7%	91.3%	2008-09	4-1-1 (2-1-0 in ANA)	23	15	50.0%	86.2%
1996-97	1-3-0 (1-1-0 in ANA)	10	14	11.1%	75.0%	2009-10	2-2-2 (2-0-1 in ANA)	12	18	14.7%	77.8%
1997-98	1-3-0 (0-2-0 in ANA)	10	20	22.6%	57.1%	2010-11	3-3-0 (1-2-0 in ANA)	16	21	10.0%	88.9%
1998-99	3-1-2 (2-0-1 in ANA)	17	8	6.5%	96.4%	2011-12	3-3-0 (2-1-0 in ANA)	20	17	15.0%	80.0%
1999-00	2-4-0-0 (1-2-0-0 in ANA)	10	23	8.0%	87.5%	2012-13	1-1-2 (1-1-0 in ANA)	13	13	30.0%	88.9%
2000-01	2-2-1-0 (0-2-1-0 in ANA)	16	14	11.8%	81.0%	2013-14	5-0-0 (3-0-0 in ANA)	19	11	27.8%	90.9%
2001-02	4-1-0-0 (1-1-0-0 in ANA)	13	8	11.8%	81.0%	2014-15	3-0-2 (1-0-1 in ANA)	11	6	10.0%	100.0%
2002-03	2-2-1-0 (2-0-1-0 in ANA)	12	11	11.1%	87.5%	2015-16	2-2-1 (1-1-1 in ANA)	15	15	29.2%	80.0%
2003-04	3-1-1-1 (2-1-0-0 in ANA)	14	13	15.2%	87.5%	2016-17	3-1-0 (2-0-0 in ANA)	13	6	11.1%	88.9%
2005-06	7-0-1 (4-0-0 in ANA)	32	16	23.4%	82.2%	2017-18	3-1-0 (2-0-0 in ANA)	13	8	11.1%	75.0%
						2018-19	2-1-2 (0-0-2 in ANA)	11	14	15.8%	80.0%
<b>Totals</b>		<b>75-37-21 (41-16-10 in ANA)</b>		<b>394</b>	<b>338</b>	<b>18.3%</b>	<b>85.0%</b>				

### ALL-TIME SERIES FAST FACTS

	Overall	@ Anaheim	@ Arizona/Winnipeg
<b>All-Time Series:</b>	75-37-21	41-16-10	34-21-11
<b>Current Streak:</b>	One Arizona win	Two Anaheim wins	One Arizona win
<b>Last Win by Anaheim:</b>	Mar. 5, 2019 (3-1)	Dec. 31, 2017 (5-2)	Mar. 5, 2019 (3-1)
<b>Last Win by Arizona:</b>	Mar. 14, 2019 (6-1)	Dec. 29, 2018 (5-4 OT)	Mar. 14, 2019 (6-1)
<b>Last 10 games:</b>	5-3-2	6-1-3	6-4-0
<b>Overtime Record:</b>	11-0-21	6-0-11	5-0-10
<b>Longest Winning Streak:</b>	Six games	10 games	Five games
	Nov. 24, 1993-Jan. 27, 1995	Nov. 9, 2003-Mar. 7, 2007	Nov. 18, 2000-Mar. 28, 2002
<b>Longest Losing Streak:</b>	Four games, three times	Three games, two times	Four games
	Last: Jan. 15, 2011-Nov. 23, 2011	Last: Dec. 5, 2010-Oct. 23, 2011	Apr. 11, 2009-Mar. 6, 2010
<b>Last Shutout by Anaheim:</b>	Oct. 6, 2018 (1-0)	Mar. 6, 2013 (2-0)	Oct. 6, 2018 (1-0)
<b>Last Shutout by Arizona:</b>	Feb. 24, 2018 (2-0)	Oct. 14, 2015 (4-0)	Feb. 24, 2018 (2-0)
<b>Biggest Anaheim win:</b>	Nov. 30, 2005 (6-1)	Nov. 30, 2005 (6-1)	Five wins by four goals
<b>Biggest Arizona win:</b>	Nov. 22, 1999 (8-2)	Nov. 22, 1999 (8-2)	Mar. 14, 2019 (6-1)

## BOSTON BRUINS

### ALL-TIME SERIES SUMMARY

Season	Series Results	GF	GA	Power Play	Penalty Killing	Season	Series Results	GF	GA	Power Play	Penalty Killing
1993-94	0-1-1 (0-0-1 in ANA)	4	6	0.0%	88.8%	2007-08	1-0-0 (1-0-0 in ANA)	2	1	0.0%	100.0%
1994-95	Did not play					2008-09	0-1-0 (0-0-0 in ANA)	0	6	0.0%	50.0%
1995-96	1-1-0 (1-0-0 in ANA)	6	10	0.0%	83.3%	2009-10	2-0-0 (1-0-0 in ANA)	10	4	50.0%	100.0%
1996-97	1-1-0 (0-1-0 in ANA)	6	7	14.3%	100.0%	2010-11	1-0-0 (0-0-0 in ANA)	3	0	0.0%	100.0%
1997-98	1-1-0 (0-1-0 in ANA)	3	3	16.7%	100.0%	2011-12	0-1-0 (0-1-0 in ANA)	2	3	33.3%	100.0%
1998-99	1-1-0 (1-0-0 in ANA)	4	2	42.9%	87.5%	2012-13	Did not play				
1999-00	1-1-0-0 (0-1-0-0 in ANA)	6	5	28.6%	90.0%	2013-14	1-0-1 (1-0-0 in ANA)	7	4	42.9%	80.0%
2000-01	0-0-0-1 (0-0-0-1 in ANA)	2	3	14.3%	62.5%	2014-15	2-0-0 (1-0-0 in ANA)	6	4	0.0%	71.4%
2001-02	0-1-1-0 (0-0-1-0 in ANA)	4	6	08.3%	66.7%	2015-16	2-0-0 (1-0-0 in ANA)	10	2	16.7%	100.0%
2002-03	1-0-0-0 (0-0-0-0 in ANA)	4	1	33.3%	100.0%	2016-17	2-0-0 (1-0-0 in ANA)	9	6	0.0%	88.9%
2003-04	0-0-0-1 (0-0-0-1 in ANA)	3	4	33.3%	0.0%	2017-18	2-0-0 (1-0-0 in ANA)	7	3	50.0%	100.0%
2005-06	0-0-1 (0-0-0 in ANA)	3	4	22.2%	100.0%	2018-19	0-2-0 (0-1-0 in ANA)	1	6	0.0%	62.5%
2006-07	Did not play					<b>Totals</b>	<b>19-11-6 (9-5-4 in ANA)</b>	<b>102</b>	<b>90</b>	<b>18.0%</b>	<b>86.2%</b>

### ALL-TIME SERIES FAST FACTS

	Overall	@ Anaheim	@ Boston
<b>All-Time Series:</b>	19-11-6	9-5-4	10-6-2
<b>Current Streak:</b>	Two Boston wins	One Boston win	One Boston win
<b>Last Win by Anaheim:</b>	Jan. 30, 2018 (3-1)	Nov. 11, 2017 (4-2)	Jan. 30, 2018 (3-1)
<b>Last Win by Boston:</b>	Feb. 15, 2019 (3-0)	Feb. 15, 2019 (3-0)	Dec. 20, 2018 (3-1)
<b>Last 10 games:</b>	8-2-0	7-2-1	6-2-2
<b>Overtime Record:</b>	2-0-6	1-0-4	1-0-2
<b>Longest Winning Streak:</b>	Nine games	Five games	Four games
	Jan. 4, 2014-Jan. 30, 2018	Jan. 4, 2014-Nov. 11, 2017	Mar. 26, 2015-Jan. 30, 2018
<b>Longest Losing Streak:</b>	Two games, four times	Two games	Two games, two times
	Last: Dec. 20, 2019-present	Oct. 20, 2019-Oct. 13, 1997	Last: Jan. 16, 2006-Feb. 26, 2009
<b>Last Shutout by Anaheim:</b>	Mar. 18, 2016 (4-0)	Mar. 18, 2016 (4-0)	Dec. 20, 2010 (3-0)
<b>Last Shutout by Boston:</b>	Feb. 15, 2019 (3-0)	Feb. 15, 2019 (3-0)	Feb. 26, 2009 (6-0)
<b>Biggest Anaheim win:</b>	Oct. 8, 2009 (6-1)	Mar. 18, 2016 (4-0)	Oct. 8, 2009 (6-1)
<b>Biggest Boston win:</b>	Feb. 26, 2009 (6-0)	Two wins by three goals	Feb. 26, 2009 (6-0)





## BUFFALO SABRES

### ALL-TIME SERIES SUMMARY

Season	Series Results	GF		GA		Power Play	Penalty Killing	Season	Series Results	GF		GA		Power Play	Penalty Killing
1993-94	0-2-0 (0-1-0 in ANA)	2	7	14.3	91.7			2007-08	1-0-0 (1-0-0 in ANA)	4	1	66.7%	100.0%		
1994-95	Did not play							2008-09	2-0-0 (1-0-0 in ANA)	6	4	33.3%	83.3%		
1995-96	2-0-0 (1-0-0 in ANA)	7	3	25.0	100.0			2009-10	1-0-0 (1-0-0 in ANA)	5	4	33.3%	75.0%		
1996-97	1-0-1 (1-0-0 in ANA)	6	3	10.0	83.3			2010-11	0-1-0 (0-0-0 in ANA)	2	5	50.0%	60.0%		
1997-98	0-2-0 (0-1-0 in ANA)	2	7	0.0	80.0			2011-12	0-2-0 (0-1-0 in ANA)	1	6	0.0%	66.7%		
1998-99	1-1-0 (0-1-0 in ANA)	9	5	33.3	77.8			2012-13	Did not play						
1999-00	0-1-1-0 (0-1-0-0 in ANA)	2	7	22.2	88.9			2013-14	2-0-0 (1-0-0 in ANA)	12	5	40.0%	75.0%		
2000-01	0-1-1-0 (0-1-0-0 in ANA)	2	6	0.0	100.0			2014-15	2-0-0 (1-0-0 in ANA)	9	2	10.0%	100.0%		
2001-02	0-1-0-0 (0-1-0-0 in ANA)	1	3	25.0	75.0			2015-16	1-1-0 (1-0-0 in ANA)	1	3	16.7%	100.0%		
2002-03	0-1-0-0 (0-0-0-0 in ANA)	0	4	0.0	80.0			2016-17	1-0-1 (0-0-1 in ANA)	6	3	25.0%	66.7%		
2003-04	0-2-0-0 (0-1-0-0 in ANA)	4	10	40.0	66.6			2017-18	1-1-0 (0-1-0 in ANA)	5	6	14.3%	80.0%		
2005-06	0-0-1 (0-0-0 in ANA)	2	3	0.0	50.0			2018-19	0-2-0 (0-1-0 in ANA)	2	7	0.0%	62.5%		
2006-07	Did not play							<b>Totals</b>	<b>15-18-5 (8-10-1 in ANA)</b>	<b>90</b>	<b>104</b>	<b>18.7%</b>	<b>82.9%</b>		

### ALL-TIME SERIES FAST FACTS

	Overall	@ Anaheim	@ Buffalo
<b>All-Time Series:</b>	15-18-5	8-10-1	7-8-4*
<b>Current Streak:</b>	Two Buffalo wins	Three Buffalo wins	One Buffalo win
<b>Last Win by Anaheim:</b>	Feb. 6, 2018 (4-3 OT)	Feb. 24, 2016 (1-0)	Feb. 6, 2018 (4-3 OT)
<b>Last Win by Buffalo:</b>	Dec. 22, 2018 (3-0)	Oct. 21, 2018 (4-2)	Dec. 22, 2018 (3-0)
<b>Last 10 games:</b>	5-4-1	6-3-1	5-4-1*
<b>Overtime Record:</b>	2-0-6	1-0-2	1-0-4
<b>Longest Winning Streak:</b>	Four games, two times Last: Nov. 2, 2013-Oct. 22, 2014	Three games, two times Last: Nov. 8, 2013-Feb. 24, 2016	Two games, two times Last: Feb. 9, 2017-Feb. 6, 2018
<b>Longest Losing Streak:</b>	Five games Jan. 16, 2002-Dec. 8, 2005	Six games Jan. 7, 1998-Oct. 24, 2003	Three games Dec. 4, 2002-Dec. 8, 2005
<b>Last Shutout by Anaheim:</b>	Feb. 24, 2016 (1-0)	Feb. 24, 2016 (1-0)	None
<b>Last Shutout by Buffalo:</b>	Dec. 22, 2018 (3-0)	Feb. 29, 2012 (2-0)	Dec. 22, 2018 (3-0)
<b>Biggest Anaheim win:</b>	Jan. 1, 1999 (7-2)	Nov. 8, 2013 (6-2)	Jan. 1, 1999 (7-2)
<b>Biggest Buffalo win:</b>	Jan. 17, 2000 (5-0)	Jan. 17, 2000 (5-0)	Two wins by four goals

\*Road game played at Hartwall Arena, Helsinki, Finland

## CALGARY FLAMES

### ALL-TIME SERIES SUMMARY

Season	Series Results	GF		GA		Power Play	Penalty Killing	Season	Series Results	GF		GA		Power Play	Penalty Killing
1993-94	1-4-1 (0-2-1 in ANA)	12	19	10.7	86.4			2007-08	3-1-0 (2-0-0 in ANA)	14	9	38.9%	80.0%		
1994-95	3-2-0 (2-1-0 in ANA)	15	13	7.1	85.0			2008-09	3-1-0 (2-0-0 in ANA)	11	9	11.1%	88.9%		
1995-96	3-2-0 (1-1-0 in ANA)	16	12	20.0	85.7			2009-10	3-1-0 (2-0-0 in ANA)	9	12	12.5%	90.9%		
1996-97	1-4-1 (1-1-1 in ANA)	14	17	8.3	68.2			2010-11	4-0-0 (2-0-0 in ANA)	16	12	33.3%	85.0%		
1997-98	2-2-1 (1-1-1 in ANA)	16	15	12.5	77.8			2011-12	2-1-1 (2-0-0 in ANA)	7	10	6.7%	85.7%		
1998-99	2-2-0 (1-1-0 in ANA)	10	9	23.5	89.5			2012-13	2-1-0 (1-0-0 in ANA)	10	7	0.0%	75.0%		
1999-00	2-2-0-0 (2-0-0-0 in ANA)	10	13	18.2	64.7			2013-14	3-1-0 (2-0-0 in ANA)	13	13	20.0%	88.9%		
2000-01	2-0-2-0 (1-0-1-0 in ANA)	18	11	40.0	84.2			2014-15	3-1-1 (2-0-0 in ANA)	21	17	33.3%	87.0%		
2001-02	2-1-1-0 (1-0-1-0 in ANA)	11	7	18.2	92.3			2015-16	5-0-0 (3-0-0 in ANA)	25	12	57.1%	77.7%		
2002-03	2-1-1-0 (1-0-1-0 in ANA)	11	11	12.5	76.5			2016-17	4-1-0 (2-0-0 in ANA)	17	14	30.0%	76.5%		
2003-04	1-3-0-0 (1-1-0-0 in ANA)	8	14	22.2	71.4			2017-18	2-2-0 (1-1-0 in ANA)	8	6	6.7%	92.3%		
2005-06	2-2-0 (2-0-0 in ANA)	9	10	24.1	72.7			2018-19	2-2-0 (2-0-0 in ANA)	8	11	0.0%	83.3%		
2006-07	2-2-0 (2-0-0 in ANA)	11	10	22.2	88.2			<b>Totals</b>	<b>60-40-9 (39-9-6 in ANA)</b>	<b>320</b>	<b>293</b>	<b>20.0%</b>	<b>82.3%</b>		

### ALL-TIME SERIES FAST FACTS

	Overall	@ Anaheim	@ Calgary
<b>All-Time Series:</b>	60-40-9	39-9-6	21-31-3
<b>Current Streak:</b>	One Anaheim win	Three Anaheim wins	Two Calgary wins
<b>Last Win by Anaheim:</b>	Apr. 3, 2019 (3-1)	Apr. 3, 2019 (3-1)	Mar. 21, 2018 (4-0)
<b>Last Win by Calgary:</b>	Mar. 29, 2019 (6-1)	Oct. 9, 2017 (2-0)	Mar. 29, 2019 (6-1)
<b>Last 10 games:</b>	6-4-0	9-1-0	5-5-0
<b>Overtime Record:</b>	9-1-9	7-0-6	2-1-4
<b>Longest Winning Streak:</b>	Six games, two times Last: Nov. 24, 2015-Nov. 6, 2016	25 games Apr. 4, 2004-Apr. 4, 2017	Three games Mar. 15, 1995-Jan. 5, 1996
<b>Longest Losing Streak:</b>	Five games Feb. 2, 1994-Feb. 26, 1995	Three games Feb. 2, 1994-Feb. 26, 1995	Six games Feb. 1, 2004-Jan. 19, 2007
<b>Last Shutout by Anaheim:</b>	Mar. 21, 2018 (4-0)	Mar. 3, 2013 (4-0)	Mar. 21, 2018 (4-0)
<b>Last Shutout by Calgary:</b>	Oct. 9, 2017 (2-0)	Oct. 9, 2017 (2-0)	Jan. 12, 2012 (1-0)
<b>Biggest Anaheim win:</b>	Dec. 20, 1996 (7-0)	Dec. 20, 1996 (7-0)	Feb. 9, 1995 (5-0)
<b>Biggest Calgary win:</b>	Four wins by five goals	Feb. 19, 2004 (5-1)	Four wins by five goals

## CAROLINA HURRICANES

### ALL-TIME SERIES SUMMARY

Season	Series Results	GF	GA	Power Play	Penalty Killing	Season	Series Results	GF	GA	Power Play	Penalty Killing
1993-94	2-0-0 (1-0-0 in ANA)	9 (4.5)	5	12.5	90.9	2008-09	1-1-0 (0-1-0 in ANA)	5	4	12.5%	100.0%
1994-95	Did not play					2009-10	1-0-0 (1-0-0 in ANA)	3	2	50.0%	100.0%
1995-96	0-2-0 (0-1-0 in ANA)	5	7	11.8	93.3	2010-11	0-1-0 (0-0-0 in ANA)	2	4	14.3%	33.3%
1996-97	1-1-0 (1-0-0 in ANA)	7	7	20.0	57.1	2011-12	2-0-0 (1-0-0 in ANA)	5	4	16.7%	75.0%
1997-98	0-2-0 (0-1-0 in ANA)	2	5	0.0	100.0	2012-13	Did not play				
1998-99	1-1-0 (1-0-0 in ANA)	6	7	12.5	85.7	2013-14	1-0-1 (1-0-0 in ANA)	7	5	16.7%	88.9%
1999-00	0-0-1-0 (0-0-0-0 in ANA)	4	4	50.0	100.0	2014-15	2-0-0 (1-0-0 in ANA)	7	5	20.0%	85.7%
2000-01	0-1-1-0 (0-0-1-0 in ANA)	2	6	0.0	75.0	2015-16	1-1-0 (0-1-0 in ANA)	5	6	0.0%	83.3%
2001-02	0-1-0-0 (0-1-0-0 in ANA)	1	4	0.0	100.0	2016-17	2-0-0 (1-0-0 in ANA)	9	7	0.0%	85.7%
2002-03	2-0-0-0 (1-0-0-0 in ANA)	6	1	12.5	100.0	2017-18	2-0-0 (1-0-0 in ANA)	6	5	0.0%	83.3%
2003-04	2-0-0-0 (1-0-0-0 in ANA)	6	3	18.2	87.5	2018-19	1-1-0 (0-1-0 in ANA)	3	5	0.0%	100.0%
2005-06	0-1-0 (0-1-0 in ANA)	2	6	0.0	80.0	<b>Totals</b>	<b>21-14-3 (11-7-1 in ANA)</b>	<b>104</b>	<b>106</b>	<b>11.2%</b>	<b>87.1%</b>
2006-07	0-1-0 (0-0-0 in ANA)	2	4	16.7	50.0						
2007-08	Did not play										

### ALL-TIME SERIES FAST FACTS

	Overall	@ Anaheim	@ Carolina/Hartford
<b>All-Time Series:</b>	21-14-3	11-7-1	10-7-2
<b>Current Streak:</b>	One Carolina win	One Carolina win	Five Anaheim wins
<b>Last Win by Anaheim:</b>	Nov. 30, 2018 (2-1 OT)	Dec. 11, 2017 (3-2)	Nov. 30, 2018 (2-1 SO)
<b>Last Win by Carolina:</b>	Dec. 7, 2018 (4-1)	Dec. 7, 2018 (4-1)	Nov. 15, 2013 (3-2 SO)
<b>Last 10 games:</b>	8-2-0	6-4-0	7-2-1
<b>Overtime Record:</b>	7-0-3	4-0-1	3-0-2
<b>Longest Winning Streak:</b>	Five games	Four games	Five games
<b>Longest Losing Streak:</b>	Last: Nov. 10, 2016-Nov. 30, 2018 Three games, two times	Nov. 25, 2009-Feb. 3, 2015 Two games	Feb. 12, 2015-present Five games
<b>Last Shutout by Anaheim:</b>	Feb. 23, 2003 (4-0)	None	Feb. 23, 2003 (4-0)
<b>Last Shutout by Carolina:</b>	Jan. 14, 2001 (4-0)	None	Jan. 14, 2001 (4-0)
<b>Biggest Anaheim win:</b>	Feb. 23, 2003 (4-0)	Two wins by three goals	Feb. 23, 2003 (4-0)
<b>Biggest Carolina win:</b>	Three wins by four goals	Two wins by four goals	Jan. 14, 2001 (4-0)

## CHICAGO BLACKHAWKS

### ALL-TIME SERIES SUMMARY

Season	Series Results	GF	GA	Power Play	Penalty Killing	Season	Series Results	GF	GA	Power Play	Penalty Killing
1993-94	1-4-0 (0-2-0 in ANA)	10	13	10.0%	87.5%	2007-08	3-1-0 (2-0-0 in ANA)	13	10	16.0%	86.4%
1994-95	1-3-0 (1-1-0 in ANA)	5	12	0.0%	75.0%	2008-09	1-2-1 (1-1-0 in ANA)	7	10	22.2%	83.3%
1995-96	0-3-1 (0-2-0 in ANA)	7	14	13.0%	77.3%	2009-10	3-1-0 (2-0-0 in ANA)	12	8	33.3%	85.7%
1996-97	3-0-1 (1-0-1 in ANA)	11	6	23.5%	86.7%	2010-11	2-1-1 (1-1-0 in ANA)	7	9	8.3%	80.0%
1997-98	2-2-0 (1-1-0 in ANA)	7	11	0.0%	83.3%	2011-12	1-2-1 (1-1-0 in ANA)	11	13	20.0%	75.0%
1998-99	3-1-0 (2-0-0 in ANA)	13	8	17.6%	85.7%	2012-13	3-0-0 (1-0-0 in ANA)	8	5	14.3%	75.0%
1999-00	3-1-1-0 (2-0-0-0 in ANA)	17	15	25.0%	84.2%	2013-14	1-2-0 (0-1-0 in ANA)	4	8	12.5%	90.0%
2000-01	2-2-0-0 (1-1-0-0 in ANA)	11	9	30.0%	89.4%	2014-15	1-2-0 (0-2-0 in ANA)	3	8	16.7%	100.0%
2001-02	1-2-1-0 (1-0-1-0 in ANA)	8	7	10.5%	84.6%	2015-16	1-0-2 (0-0-1 in ANA)	5	6	11.1%	77.8%
2002-03	4-0-0-0 (2-0-0-0 in ANA)	16	10	26.6%	100.0%	2016-17	2-1-0 (1-1-0 in ANA)	7	3	14.3%	85.7%
2003-04	2-1-1-0 (1-0-1-0 in ANA)	11	9	17.6%	85.0%	2017-18	2-1-0 (1-0-0 in ANA)	12	12	33.3%	70.0%
2005-06	4-0-0 (2-0-0 in ANA)	14	6	10.0%	95.8%	2018-19	1-2-0 (1-1-0 in ANA)	8	9	0.0%	81.8%
2006-07	3-0-1 (1-0-1 in ANA)	14	6	21.4%	82.4%	<b>Totals</b>	<b>50-34-11 (26-15-5 in ANA)</b>	<b>241</b>	<b>227</b>	<b>15.5%</b>	<b>85.3%</b>

### ALL-TIME SERIES FAST FACTS

	Overall	@ Anaheim	@ Chicago
<b>All-Time Series:</b>	50-34-11	26-15-5	24-19-6
<b>Current Streak:</b>	One Chicago win	One Chicago win	One Chicago win
<b>Last Win by Anaheim:</b>	Dec. 5, 2018 (4-2)	Dec. 5, 2018 (4-2)	Feb. 15, 2018 (3-2)
<b>Last Win by Chicago:</b>	Feb. 27, 2019 (4-3)	Feb. 27, 2019 (4-3)	Oct. 23, 2018 (3-1)
<b>Last 10 games:</b>	6-4-0	4-5-1	6-3-1
<b>Overtime Record:</b>	4-1-11	1-1-6	3-0-5
<b>Longest Winning Streak:</b>	Seven games	Five games	Six games
<b>Longest Losing Streak:</b>	Nov. 28, 2003-Oct. 28, 2006 Five games	Feb. 1, 1998-Dec. 17, 2000 Five games	Mar. 5, 2004-Dec. 7, 2007 Four games, two times
<b>Last Shutout by Anaheim:</b>	Mar. 5, 1995-Feb. 4, 1996 Apr. 6, 2017 (4-0)	Feb. 5, 2014-Nov. 25, 2016 Apr. 6, 2017 (4-0)	Last: Mar. 5, 2008-Jan. 3, 2010 Mar. 9, 2017 (1-0)
<b>Last Shutout by Chicago:</b>	Oct. 26, 2015 (1-0)	Feb. 5, 2014 (2-0)	Oct. 26, 2015 (1-0)
<b>Biggest Anaheim win:</b>	Two wins by four goals	Apr. 6, 2017 (4-0)	Jan. 6, 1994 (6-2)
<b>Biggest Chicago win:</b>	Two wins by four goals	Nov. 19, 1997 (4-0)	Nov. 27, 2018 (7-3)



## COLORADO AVALANCHE

### ALL-TIME SERIES SUMMARY

Season	Series Results	GF		Power Play		Penalty Killing		Season	Series Results	GF		Power Play		Penalty Killing	
		GA	Play	Play	Killing	GA	Play			Play	Killing				
1993-94	1-1-0 (0-1-0 in ANA)	6	4	0.0%	83.3%	2007-08	3-1-0 (2-0-0 in ANA)	6	5	14.3%	100.0%				
1994-95	Did not play					2008-09	4-0-0 (2-0-0 in ANA)	19	7	33.3%	80.0%				
1995-96	3-3-0 (3-0-0 in ANA)	19	17	10.7%	76.9%	2009-10	3-1-0 (1-1-0 in ANA)	17	10	31.3%	73.3%				
1996-97	0-2-3 (0-1-1 in ANA)	14	18	15.0%	80.8%	2010-11	4-0-0 (2-0-0 in ANA)	17	8	26.3%	90.0%				
1997-98	2-2-1 (1-1-1 in ANA)	14	15	11.1%	85.7%	2011-12	1-2-1 (1-1-0 in ANA)	8	13	33.3%	75.0%				
1998-99	1-3-0 (0-2-0 in ANA)	8	14	13.6%	75.0%	2012-13	2-1-0 (1-1-0 in ANA)	8	7	36.4%	75.0%				
1999-00	1-2-1-0 (0-1-1-0 in ANA)	10	11	10.0%	60.0%	2013-14	2-1-0 (1-0-0 in ANA)	10	12	0.0%	60.0%				
2000-01	0-3-1-0 (0-2-0-0 in ANA)	4	11	7.1%	84.6%	2014-15	2-1-0 (1-1-0 in ANA)	8	8	0.0%	87.5%				
2001-02	0-3-1-0 (0-2-0-0 in ANA)	5	9	6.3%	88.9%	2015-16	1-2-0 (0-1-0 in ANA)	5	9	16.7%	90.9%				
2002-03	3-0-0-1 (1-0-0-1 in ANA)	14	11	26.3%	86.7%	2016-17	3-0-0 (2-0-0 in ANA)	11	3	28.6%	87.5%				
2003-04	2-1-0-1 (2-0-0-0 in ANA)	7	8	18.7%	81.8%	2017-18	1-2-0 (1-0-0 in ANA)	6	9	0.0%	77.8%				
2005-06	1-3-0 (1-1-0 in ANA)	13	15	26.3%	90.0%	2018-19	2-0-1 (1-0-1 in ANA)	10	8	37.5%	55.5%				
2006-07	1-1-2 (1-0-1 in ANA)	9	9	15.0%	81.3%	<b>Totals</b>	<b>43-35-13 (24-16-6 in ANA)</b>	<b>248</b>	<b>241</b>	<b>17.3%</b>	<b>81.3%</b>				

### ALL-TIME SERIES FAST FACTS

	Overall	@ Anaheim	@ Colorado/Quebec
<b>All-Time Series:</b>	43-35-13	24-16-6	19-19-7
<b>Current Streak:</b>	Two Anaheim wins	One Anaheim win	One Anaheim win
<b>Last Win by Anaheim:</b>	Mar. 15, 2019 (5-3)	Mar. 3, 2019 (2-1)	Mar. 15, 2019 (5-3)
<b>Last Win by Colorado:</b>	Nov. 18, 2018 (4-3 OT)	Nov. 18, 2018 (4-3 OT)	Jan. 15, 2018 (3-1)
<b>Last 10 games:</b>	7-2-1	6-3-1	6-4-0
<b>Overtime Record:</b>	10-0-13	9-0-6	1-0-7
<b>Longest Winning Streak:</b>	Six games Mar. 21, 2010-Mar. 28, 2011	Five games Feb. 25, 2007-Mar. 29, 2009	Six games Jan. 31, 2009-Mar. 11, 2011
<b>Longest Losing Streak:</b>	Three games, two times Last: Mar. 24, 2015-Mar. 9, 2016	Four games Nov. 15, 2000-Apr. 12, 2002	Six games Nov. 18, 2003-Feb. 13, 2007
<b>Last Shutout by Anaheim:</b>	Feb. 6, 2013 (3-0)	Dec. 19, 2003 (1-0)	Feb. 6, 2013 (3-0)
<b>Last Shutout by Colorado:</b>	Mar. 9, 2016 (3-0)	Oct. 16, 2015 (3-0)	Mar. 9, 2016 (3-0)
<b>Biggest Anaheim win:</b>	Mar. 25, 2009 (7-2)	Three wins by four goals	Mar. 25, 2009 (7-2)
<b>Biggest Colorado win:</b>	Oct. 2, 2013 (6-1)	Three wins by three goals	Oct. 2, 2013 (6-1)

## COLUMBUS BLUE JACKETS

### ALL-TIME SERIES SUMMARY

Season	Series Results	GF		Power Play		Penalty Killing		Season	Series Results	GF		Power Play		Penalty Killing	
		GA	Play	Play	Killing	GA	Play			Play	Killing				
2000-01	1-3-0-0 (1-1-0-0 in ANA)	10	16	18.8	57.9	2011-12	2-1-1 (1-0-1 in ANA)	15	13	35.3	66.7				
2001-02	1-3-0-0 (1-1-0-0 in ANA)	8	10	5.3	75.0	2012-13	1-0-2 (1-0-1 in ANA)	6	7	37.5	100.0				
2002-03	4-0-0-0 (2-0-0-0 in ANA)	14	5	20.0	96.7	2013-14	1-1-0 (1-0-0 in ANA)	6	7	14.3	66.7				
2003-04	1-2-1-0 (1-0-1-0 in ANA)	7	8	5.0	90.0	2014-15	1-1-0 (1-0-0 in ANA)	7	6	33.3	71.4				
2005-06	2-1-1 (1-0-1 in ANA)	10	9	12.5	85.7	2015-16	1-0-1 (1-0-0 in ANA)	7	5	20.0	83.3				
2006-07	2-1-1 (0-1-1 in ANA)	16	13	28.6	95.5	2016-17	0-1-1 (0-1-0 in ANA)	2	7	0.0	87.5				
2007-08	3-1-0 (2-0-0 in ANA)	7	9	16.7	80.6	2017-18	1-1-0 (1-0-0 in ANA)	6	6	0.0	90.9				
2008-09	3-1-0 (1-1-0 in ANA)	13	9	13.3	87.5	2018-19	2-0-0 (1-0-0 in ANA)	5	3	0.0	100.0				
2009-10	1-2-1 (0-2-0 in ANA)	11	14	18.8	75.0	<b>Totals</b>	<b>29-21-9 (16-9-5 in ANA)</b>	<b>163</b>	<b>156</b>	<b>18.5</b>	<b>83.7</b>				
2010-11	2-2-0 (1-1-0 in ANA)	13	9	37.5	78.6										

### ALL-TIME SERIES FAST FACTS

	Overall	@ Anaheim	@ Columbus
<b>All-Time Series:</b>	29-21-9	16-9-5	13-12-4
<b>Current Streak:</b>	Three Anaheim wins	Two Anaheim wins	One Anaheim win
<b>Last Win by Anaheim:</b>	Dec. 15, 2018 (2-1 OT)	Nov. 4, 2018 (3-2 OT)	Dec. 15, 2018 (2-1 OT)
<b>Last Win by Columbus:</b>	Dec. 1, 2017 (4-2)	Oct. 28, 2016 (4-0)	Dec. 1, 2017 (4-2)
<b>Last 10 games:</b>	5-3-2	6-2-2	4-3-3
<b>Overtime Record:</b>	5-0-9	3-0-4	2-0-5
<b>Longest Winning Streak:</b>	Five games, two times Last: Nov. 1, 2007-Dec. 7, 2008	Three games, two times Last: Nov. 1, 2007-Dec. 7, 2008	Three games, two times Last: Dec. 10, 2007-Feb. 21, 2009
<b>Longest Losing Streak:</b>	Five games Jan. 27, 2001-Dec. 31, 2001	Four games Dec. 31, 2008-Nov. 19, 2010	Four games, two times Last: Mar. 24, 2015-Dec. 1, 2017
<b>Last Shutout by Anaheim:</b>	Jan. 7, 2011 (6-0)	Jan. 7, 2011 (6-0)	None
<b>Last Shutout by Columbus:</b>	Oct. 28, 2016 (4-0)	Oct. 28, 2016 (4-0)	Oct. 5, 2007 (4-0)
<b>Biggest Anaheim win:</b>	Jan. 7, 2011 (6-0)	Jan. 7, 2011 (6-0)	Two wins by three goals
<b>Biggest Columbus win:</b>	Two wins by four goals	Oct. 28, 2016 (4-0)	Oct. 5, 2007 (4-0)

## DALLAS STARS

### ALL-TIME SERIES SUMMARY

Season	Series Results	GF		Power Play		Penalty Killing		Season	Series Results	GF		Power Play		Penalty Killing	
		GA	Play	Play	Killing	GA	Play			Play	Killing				
1993-94	3-2-0 (2-1-0 in ANA)	17	15	24.0%	80.8%	2007-08	3-5-0 (2-2-0 in ANA)	14	24	17.8%	76.3%				
1994-95	0-4-0 (0-2-0 in ANA)	3	19	0.0%	77.7%	2008-09	3-2-1 (1-2-0 in ANA)	15	19	19.1%	79.3%				
1995-96	1-3-0 (1-1-0 in ANA)	9	14	15.0%	78.3%	2009-10	2-3-1 (2-1-0 in ANA)	15	18	13.3%	84.2%				
1996-97	1-3-0 (1-1-0 in ANA)	9	12	0.0%	64.3%	2010-11	4-2-0 (2-1-0 in ANA)	21	16	27.3%	79.2%				
1997-98	1-3-0 (1-1-0 in ANA)	5	16	0.0%	81.8%	2011-12	1-5-0 (1-2-0 in ANA)	11	19	14.3%	76.5%				
1998-99	1-4-1 (1-2-0 in ANA)	12	19	22.7%	76.9%	2012-13	3-2-0 (1-1-0 in ANA)	12	9	15.4%	90.0%				
1999-00	3-3-0-0 (2-1-0-0 in ANA)	17	15	8.0%	80.0%	2013-14	1-2-0 (1-1-0 in ANA)	9	11	30.0%	90.0%				
2000-01	0-4-0-1 (0-2-0-0 in ANA)	5	20	9.5%	76.5%	2014-15	2-1-0 (0-1-0 in ANA)	5	6	0.0%	83.3%				
2001-02	3-1-1-0 (1-1-1-0 in ANA)	15	10	21.7%	86.4%	2015-16	2-1-0 (2-0-0 in ANA)	10	7	22.2%	81.8%				
2002-03	1-3-1-0 (0-1-1-0 in ANA)	8	13	12.5%	76.5%	2016-17	1-2-0 (1-0-0 in ANA)	6	10	14.3%	90.0%				
2003-04	2-2-2-0 (2-0-1-0 in ANA)	13	14	27.3%	84.4%	2017-18	2-1-0 (2-0-0 in ANA)	8	5	20.0%	71.4%				
2005-06	2-5-1 (1-3-0 in ANA)	17	25	9.3%	78.8%	2018-19	1-2-0 (1-0-0 in ANA)	11	13	16.7%	55.5%				
2006-07	4-2-2 (3-0-1 in ANA)	21	14	17.9%	87.5%	<b>Totals</b>	<b>47-67-11 (31-27-4 in ANA)</b>	<b>288</b>	<b>363</b>	<b>15.8%</b>	<b>80.8%</b>				

### ALL-TIME SERIES FAST FACTS

	Overall	@ Anaheim	@ Dallas
<b>All-Time Series:</b>	47-67-11	31-27-4	16-40-7
<b>Current Streak:</b>	One Anaheim win	Six Anaheim wins	Six Dallas wins
<b>Last Win by Anaheim:</b>	Dec. 12, 2018 (6-3)	Dec. 12, 2018 (6-3)	Mar. 1, 2015 (3-1)
<b>Last Win by Dallas:</b>	Oct. 25, 2018 (5-2)	Apr. 8, 2015 (4-0)	Oct. 25, 2018 (5-2)
<b>Last 10 games:</b>	5-5-0	7-3-0	3-7-0
<b>Overtime Record:</b>	11-0-12	7-0-5	4-0-7
<b>Longest Winning Streak:</b>	Three games, three times Last: Mar. 14-Apr. 3, 2013	Six games Jan. 15, 2016-present	Two games, three times Last: Oct. 31, 2014-Mar. 1, 2015
<b>Longest Losing Streak:</b>	Nine games Dec. 22, 1993-Mar. 28, 1996	Four games Dec. 22, 1993-Mar. 5, 1996	Nine games Mar. 22, 1994-Mar. 13, 1998
<b>Last Shutout by Anaheim:</b>	Feb. 21, 2018 (2-0)	Feb. 21, 2018 (2-0)	Apr. 1, 2013 (4-0)
<b>Last Shutout by Dallas:</b>	Apr. 8, 2015 (4-0)	Feb. 1, 2014 (2-0)	Mar. 10, 2012 (2-0)
<b>Biggest Anaheim win:</b>	Jan. 25, 2002 (6-1)	Apr. 8, 2015 (4-0)	Jan. 25, 2002 (6-1)
<b>Biggest Dallas win:</b>	Mar. 21, 2001 (8-0)	Nov. 5, 2007 (5-0)	Mar. 21, 2001 (8-0)

## DETROIT RED WINGS

### ALL-TIME SERIES SUMMARY

Season	Series Results	GF		Power Play		Penalty Killing		Season	Series Results	GF		Power Play		Penalty Killing	
		GA	Play	Play	Killing	GA	Play			Play	Killing				
1993-94	0-3-1 (0-2-0 in ANA)	12	22	38.9	66.6	2007-08	2-1-1 (1-1-0 in ANA)	12	9	17.4	80.0				
1994-95	0-3-1 (0-1-1 in ANA)	15	21	27.8	66.7	2008-09	1-3-0 (1-1-0 in ANA)	11	15	27.8	75.0				
1995-96	0-3-1 (0-1-1 in ANA)	6	18	16.7	55.0	2009-10	2-1-1 (2-0-0 in ANA)	13	12	14.3	73.9				
1996-97	3-0-1 (2-0-0 in ANA)	7	3	9.1	100.0	2010-11	1-3-0 (1-1-0 in ANA)	6	14	0.0	89.5				
1997-98	0-3-1 (0-2-0 in ANA)	7	13	5.3	62.5	2011-12	1-2-1 (1-1-0 in ANA)	7	10	5.2	94.7				
1998-99	1-3-0 (1-1-0 in ANA)	9	12	21.7	82.6	2012-13	1-2-0 (0-2-0 in ANA)	7	9	11.1	72.3				
1999-00	2-2-0-0 (2-0-0-0 in ANA)	12	13	21.1	72.2	2013-14	2-0-0 (1-0-0 in ANA)	6	2	0.0	100.0				
2000-01	0-3-0-1 (0-2-0-0 in ANA)	6	11	5.6	69.6	2014-15	2-0-0 (1-0-0 in ANA)	6	5	0.0	85.7				
2001-02	1-2-1-0 (0-1-1-0 in ANA)	6	8	5.6	66.6	2015-16	1-1-0 (0-1-0 in ANA)	5	5	0.0	100.0				
2002-03	1-2-0-1 (1-1-0-0 in ANA)	8	9	8.3	86.6	2016-17	1-1-0 (1-0-0 in ANA)	6	6	33.3	100.0				
2003-04	1-2-1-0 (1-0-1-0 in ANA)	13	18	18.2	86.6	2017-18	1-1-0 (1-0-0 in ANA)	5	4	0.0	100.0				
2005-06	1-3-0 (1-1-0 in ANA)	6	9	16.7	76.0	2018-19	1-1-0 (1-0-0 in ANA)	3	5	20.0	100.0				
2006-07	2-2-0 (2-0-0 in ANA)	9	6	19.0	86.4	<b>Totals</b>	<b>28-47-12 (21-19-4 in ANA)</b>	<b>203</b>	<b>259</b>	<b>15.1</b>	<b>79.7</b>				

### ALL-TIME SERIES FAST FACTS

	Overall	@ Anaheim	@ Detroit
<b>All-Time Series:</b>	28-47-12	21-19-4	7-28-8
<b>Current Streak:</b>	One Detroit win	Three Anaheim wins	Two Detroit wins
<b>Last Win by Anaheim:</b>	Oct. 8, 2018 (3-2 SO)	Oct. 8, 2018 (3-2 SO)	Jan. 23, 2016 (4-3)
<b>Last Win by Detroit:</b>	Jan. 15, 2019 (3-1)	Jan. 10, 2016 (2-1)	Jan. 15, 2019 (3-1)
<b>Last 10 games:</b>	6-4-0	6-4-0	4-5-1
<b>Overtime Record:</b>	5-0-12	4-0-4	1-0-8
<b>Longest Winning Streak:</b>	Four games Dec. 17, 2013-Feb. 23, 2015	Three games, two times Last: Jan. 4, 2017-present	Four games Feb. 15, 2013-Jan. 23, 2016
<b>Longest Losing Streak:</b>	Five games, two times Last: Dec. 1, 2008-Dec. 11, 2009	Three games Oct. 8, 1993-Feb. 3, 1995	Nine games Feb. 15, 2002-Oct. 3, 2007
<b>Last Shutout by Anaheim:</b>	Jan. 4, 2017 (2-0)	Jan. 4, 2017 (2-0)	Mar. 30, 1997 (1-0 OT)
<b>Last Shutout by Detroit:</b>	Dec. 3, 2010 (4-0)	Dec. 3, 2010 (4-0)	Nov. 5, 2011 (5-0)
<b>Biggest Anaheim win:</b>	Mar. 14, 2012 (4-0)	Mar. 14, 2012 (4-0)	Two wins by three goals
<b>Biggest Detroit win:</b>	Four wins by five goals	Two wins by five goals	Two wins by five goals

## EDMONTON OILERS

### ALL-TIME SERIES SUMMARY

Season	Series Results	Power		Penalty		Season	Series Results	Power		Penalty	
		GF	GA	Play	Killing			GF	GA	Play	Killing
1993-94	5-1-0 (2-1-0 in ANA)	23	13	16.0%	80.8%	2007-08	1-2-1 (0-1-1 in ANA)	5	12	0.0%	85.0%
1994-95	2-2-0 (2-0-0 in ANA)	10	11	11.1%	76.2%	2008-09	2-2-0 (0-2-0 in ANA)	12	13	21.7%	82.6%
1995-96	1-4-0 (1-1-0 in ANA)	5	11	12.0%	82.6%	2009-10	4-0-0 (2-0-0 in ANA)	20	9	32.0%	88.9%
1996-97	4-0-1 (2-0-1 in ANA)	18	8	16.7%	86.4%	2010-11	3-1-0 (1-1-0 in ANA)	11	8	17.6%	92.3%
1997-98	4-2-0 (2-1-0 in ANA)	17	14	12.9%	87.8%	2011-12	3-1-0 (1-1-0 in ANA)	13	6	27.3%	80.0%
1998-99	2-3-0 (1-2-0 in ANA)	12	15	17.9%	88.9%	2012-13	3-0-0 (1-0-0 in ANA)	8	2	15.4%	100.0%
1999-00	2-2-0-0 (2-0-0-0 in ANA)	8	9	0.0%	86.7%	2013-14	3-1-1 (3-0-0 in ANA)	16	14	4.5%	83.3%
2000-01	1-2-1-0 (1-0-1-0 in ANA)	11	13	20.0%	94.7%	2014-15	4-0-0 (2-0-0 in ANA)	13	5	37.5%	90.9%
2001-02	1-2-0-1 (1-1-0-0 in ANA)	5	8	11.1%	92.9%	2015-16	4-0-1 (2-1-0 in ANA)	13	9	26.7%	80.0%
2002-03	0-4-0-0 (0-2-0-0 in ANA)	5	11	11.1%	83.3%	2016-17	2-1-2 (1-0-1 in ANA)	12	14	28.6%	82.3%
2003-04	1-2-0-1 (1-1-0-0 in ANA)	7	8	30.0%	100.0%	2017-18	2-0-2 (1-0-1 in ANA)	14	12	22.2%	92.9%
2005-06	0-3-1 (0-2-0 in ANA)	11	17	9.1%	75.0%	2018-19	2-2-0 (1-1-0 in ANA)	8	8	0.0%	80.0%
2006-07	3-1-0 (2-0-0 in ANA)	15	9	23.1%	93.3%	<b>Totals</b>	<b>59-38-12 (32-18-5 in ANA)</b>	<b>292</b>	<b>259</b>	<b>16.5%</b>	<b>86.7%</b>

### ALL-TIME SERIES FAST FACTS

	Overall	@ Anaheim	@ Edmonton
<b>All-Time Series:</b>	59-38-12	32-18-5	27-20-7
<b>Current Streak:</b>	One Anaheim win	One Edmonton win	One Anaheim win
<b>Last Win by Anaheim:</b>	Mar. 30, 2019 (5-1)	Nov. 23, 2018 (2-1 OT)	Mar. 30, 2019 (5-1)
<b>Last Win by Edmonton:</b>	Feb. 23, 2019 (2-1)	Jan. 6, 2019 (4-0)	Feb. 23, 2019 (2-1)
<b>Last 10 games:</b>	5-2-3	6-2-2	6-1-3
<b>Overtime Record:</b>	10-0-12	4-0-5	6-0-7
<b>Longest Winning Streak:</b>	Six games Apr. 5, 2012-Jan. 3, 2014	Six games Apr. 8, 2013-Apr. 1, 2015	11 games Dec. 27, 2007-Apr. 22, 2013
<b>Longest Losing Streak:</b>	Seven games Oct. 26, 2003-Feb. 2, 2004	Four games Nov. 30, 2007-Mar. 27, 2009	12 games Dec. 27, 1999-Apr. 13, 2006
<b>Last Shutout by Anaheim:</b>	Dec. 31, 2015 (1-0)	Apr. 5, 2002 (2-0)	Dec. 31, 2015 (1-0)
<b>Last Shutout by Edmonton:</b>	Jan. 6, 2019 (4-0)	Jan. 6, 2019 (4-0)	Jan. 15, 2003 (1-0)
<b>Biggest Anaheim win:</b>	Two wins by five goals	Apr. 11, 2010 (7-2)	Jan. 13, 2012 (5-0)
<b>Biggest Edmonton win:</b>	Six wins by four goals	Five wins by four goals	Nov. 30, 2007 (5-1)

## FLORIDA PANTHERS

### ALL-TIME SERIES SUMMARY

Season	Series Results	Power		Penalty		Season	Series Results	Power		Penalty	
		GF	GA	Play	Killing			GF	GA	Play	Killing
1993-94	0-2-0 (0-1-0 in ANA)	4	7	9.1	81.8	2007-08	Did not play				
1994-95	Did not play					2008-09	0-1-0 (0-1-0 in ANA)	1	3	0.0	75.0
1995-96	0-1-1 (0-1-0 in ANA)	6	7	20.0	91.7	2009-10	1-0-0 (0-0-0 in ANA)	3	0	33.3	100.0
1996-97	2-0-0 (1-0-0 in ANA)	6	2	33.3	100.0	2010-11	1-0-0 (1-0-0 in ANA)	5	3	0.0	0.0
1997-98	1-0-1 (1-0-0 in ANA)	11	6	28.6	92.3	2011-12	1-0-0 (0-0-0 in ANA)	2	0	0.0	100.0
1998-99	0-1-0 (0-1-0 in ANA)	2	5	50.0	75.0	2012-13	Did not play				
1999-00	0-1-0-1 (0-1-0-0 in ANA)	3	8	0.0	55.5	2013-14	1-1-0 (1-0-0 in ANA)	8	5	16.7	100.0
2000-01	1-0-0-0 (1-0-0-0 in ANA)	3	2	12.5	100.0	2014-15	0-2-0 (0-1-0 in ANA)	4	12	20.0	55.6
2001-02	0-2-0-0 (0-1-0-0 in ANA)	1	8	0.0	80.0	2015-16	2-0-0 (1-0-0 in ANA)	5	3	25.0	100.0
2002-03	1-0-1-0 (0-0-1-0 in ANA)	6	5	12.5	57.1	2016-17	0-2-0 (0-1-0 in ANA)	2	6	0.0	87.5
2003-04	0-1-0-0 (0-0-0-0 in ANA)	2	3	0.0	50.0	2017-18	1-1-0 (1-0-0 in ANA)	6	10	28.6	77.8
2005-06	1-0-0 (1-0-0 in ANA)	1	0	0.0	100.0	2018-19	2-0-0 (1-0-0 in ANA)	6	4	25.0	75.0
2006-07	1-0-0 (0-0-0 in ANA)	5	4	25.0	100.0	<b>Totals</b>	<b>16-15-4 (9-8-1 in ANA)</b>	<b>92</b>	<b>103</b>	<b>14.6</b>	<b>83.3</b>

### ALL-TIME SERIES FAST FACTS

	Overall	@ Anaheim	@ Florida
<b>All-Time Series:</b>	16-15-4	9-8-1	7-7-3
<b>Current Streak:</b>	Three Anaheim wins	Two Anaheim wins	One Anaheim win
<b>Last Win by Anaheim:</b>	Mar. 17, 2019 (3-2)	Mar. 17, 2019 (3-2)	Nov. 28, 2018 (3-2)
<b>Last Win by Florida:</b>	Oct. 26, 2017 (8-3)	Feb. 17, 2017 (4-1)	Oct. 26, 2017 (8-3)
<b>Last 10 games:</b>	5-5-0	6-3-1	5-5-0
<b>Overtime Record:</b>	2-0-4	2-0-1	0-0-3
<b>Longest Winning Streak:</b>	Three games, two times Last: Nov. 19, 2017-present	Two games, three times Last: Nov. 19, 2017-present	Three games Dec. 12, 2006-Feb. 19, 2012
<b>Longest Losing Streak:</b>	Three games, three times Last: Feb. 3, 2017-Oct. 26, 2017	Two games, two times Last: Mar. 21, 1999-Jan. 5, 2000	Two games, two times Last: Feb. 3, 2017-Oct. 26, 2017
<b>Last Shutout by Anaheim:</b>	Feb. 19, 2012 (2-0)	Jan. 21, 2006 (1-0)	Feb. 19, 2012 (2-0)
<b>Last Shutout by Florida:</b>	Nov. 21, 2001 (6-0)	None	Nov. 21, 2001 (6-0)
<b>Biggest Anaheim win:</b>	Jan. 4, 1998 (8-3)	Jan. 4, 1998 (8-3)	Four wins by two goals Nov. 21, 2001 (6-0)
<b>Biggest Florida win:</b>	Nov. 21, 2001 (6-0)	Two wins by four goals	

## LOS ANGELES KINGS

### ALL-TIME SERIES SUMMARY

Season	Series Results	GF		Power Play		Penalty Killing		Season	Series Results	GF		Power Play		Penalty Killing	
		GA	GA	Play	Play	Killing	Killing			GA	GA	Play	Play	Killing	Killing
1993-94	2-4-0 (1-2-0 in ANA)	18	20	24.2		94.2		2008-09	3-3-0 (2-1-0 in ANA)	15	15	17.2		78.9	
1994-95	2-1-2 (1-0-1 in ANA)	14	10	6.7		76.5		2009-10	2-3-1 (1-1-1 in ANA)	16	21	31.6		79.2	
1995-96	2-3-1 (1-1-1 in ANA)	14	21	10.3		75.8		2010-11	4-2-0 (2-1-0 in ANA)	12	10	21.4		91.3	
1996-97	3-1-1 (3-0-0 in ANA)	20	12	16.0		95.8		2011-12	1-3-2 (1-2-0 in ANA)	13	18	15.0		82.6	
1997-98	1-3-1 (0-1-1 in ANA)	14	16	8.3		80.0		2012-13	2-2-0 (2-0-0 in ANA)	13	14	41.7		64.3	
1998-99	5-1-0 (3-0-0 in ANA)	18	9	31.6		86.2		2013-14	4-0-1 (1-0-1 in ANA)	12	7	9.5		95.0	
1999-00	2-1-2-1 (0-0-2-1 in ANA)	17	14	24.0		85.0		2014-15	4-0-1 (3-0-0 in ANA)	16	14	9.1		66.7	
2000-01	2-1-1-1 (2-0-0-1 in ANA)	17	14	23.1		84.6		2015-16	3-2-0 (1-1-0 in ANA)	14	11	33.3		70.6	
2001-02	0-3-1-1 (0-1-0-1 in ANA)	7	1-27	77.3				2016-17	3-2-0 (2-1-0 in ANA)	12	10	18.2		78.6	
2002-03	2-2-1-0 (1-1-1-0 in ANA)	16	17	26.0		91.3		2017-18	3-0-2 (2-0-1 in ANA)	12	9	9.1		92.8	
2003-04	1-3-1-1 (1-0-1-1 in ANA)	17	22	20.0		86.6		2018-19	1-2-1 (1-1-0 in ANA)	11	12	12.5		83.3	
2005-06	5-1-2 (3-1-1 in ANA)	32	19	34.1		84.9		<b>Totals</b>	<b>67-47-27 (38-16-16 in ANA)</b>	<b>396</b>	<b>374</b>	<b>20.1</b>		<b>82.7</b>	
2006-07	4-2-2 (1-2-1 in ANA)	23	25	25.7		78.3		* - Games at O2 Arena in London, England not considered played in Anaheim or Los Angeles							
2007-08	6-2-0 (3-0-0 in ANA)*	23	20	17.1		77.5									

### ALL-TIME SERIES FAST FACTS

	Overall	@ Anaheim	@ Los Angeles
<b>All-Time Series:</b>	67-47-27	38-16-16*	28-30-11*
<b>Current Streak:</b>	One Anaheim win	One Anaheim win	Two Los Angeles wins
<b>Last Win by Anaheim:</b>	Apr. 5, 2019 (5-2)	Apr. 5, 2019 (5-2)	Jan. 13, 2018 (4-2)
<b>Last Win by Los Angeles:</b>	Mar. 23, 2019 (4-3 50)	Mar. 10, 2019 (3-2)	Mar. 23, 2019 (4-3 50)
<b>Last 10 games:</b>	5-2-3	6-3-1	5-3-2
<b>Overtime Record:</b>	16-0-30	8-0-15	8-0-15
<b>Longest Winning Streak:</b>	Six games	Six games	Five games
	Apr. 18, 1998-Mar. 18, 1999	Nov. 13, 2007-Jan. 6, 2009	Jan. 28, 2006-Feb. 17, 2007
<b>Longest Losing Streak:</b>	Five games	Three games	Five games
	Jan. 8, 2009-Feb. 4, 2010	Dec. 16, 2001-Oct. 16, 2002	Nov. 16, 2011-Apr. 13, 2013
<b>Last Shutout by Anaheim:</b>	Feb. 19, 2017 (1-0)	Feb. 19, 2017 (1-0)	Nov. 1, 2016 (4-0)
<b>Last Shutout by Los Angeles:</b>	Jan. 14, 2010 (4-0)	None	Jan. 14, 2010 (4-0)
<b>Biggest Anaheim win:</b>	Eight wins by four goals	Six wins by four goals	Nov. 1, 2016 (4-0)
<b>Biggest Los Angeles win:</b>	Dec. 27, 1995 (7-1)	Feb. 7, 1998 (5-2)	Dec. 27, 1995 (7-1)

## MINNESOTA WILD

### ALL-TIME SERIES SUMMARY

Season	Series Results	GF		Power Play		Penalty Killing		Season	Series Results	GF		Power Play		Penalty Killing	
		GA	GA	Play	Play	Killing	Killing			GA	GA	Play	Play	Killing	Killing
2000-01	2-2-0-0 (1-1-0-0 in ANA)	6	9	11.8%		91.7%		2011-12	2-2-0 (0-2-0 in ANA)	10	11	18.8%		73.3%	
2001-02	2-1-1-0 (1-1-0-0 in ANA)	13	10	25.0%		94.7%		2012-13	3-0-0 (2-0-0 in ANA)	8	4	16.7%		88.9%	
2002-03	2-1-0-1 (1-0-0-1 in ANA)	4	6	0.0%		100.0%		2013-14	2-1-0 (1-1-0 in ANA)	8	8	25.0%		60.0%	
2003-04	2-1-1-0 (2-0-0-0 in ANA)	10	5	30.8%		86.7%		2014-15	3-0-0 (1-0-0 in ANA)	9	6	0.0%		75.0%	
2005-06	1-2-1 (1-0-1 in ANA)	9	13	8.0%		87.0%		2015-16	2-1-0 (2-0-0 in ANA)	7	5	0.0%		100.0%	
2006-07	2-1-1 (2-0-0 in ANA)	10	9	15.0%		87.5%		2016-17	1-2-0 (0-1-0 in ANA)	5	7	20.0%		90.9%	
2007-08	1-3-0 (0-2-0 in ANA)	7	14	11.1%		75.0%		2017-18	2-0-1 (1-0-1 in ANA)	7	6	11.1%		87.5%	
2008-09	2-2-0 (1-1-0 in ANA)	9	8	7.1%		86.7%		2018-19	2-1-0 (0-1-0 in ANA)	8	5	22.2%		100.0%	
2009-10	2-0-2 (2-0-0 in ANA)	14	12	25.0%		68.8%		<b>Totals</b>	<b>34-21-10 (19-10-4 in ANA)</b>	<b>154</b>	<b>150</b>	<b>14.8%</b>		<b>86.1%</b>	
2010-11	1-1-2 (1-0-1 in ANA)	10	12	17.6%		76.9%									

### ALL-TIME SERIES FAST FACTS

	Overall	@ Anaheim	@ Minnesota
<b>All-Time Series:</b>	34-21-10	19-10-4	15-11-6
<b>Current Streak:</b>	Two Anaheim wins	One Minnesota win	Four Anaheim wins
<b>Last Win by Anaheim:</b>	Feb. 19, 2019 (4-0)	Apr. 4, 2018 (3-1)	Feb. 19, 2019 (4-0)
<b>Last Win by Minnesota:</b>	Nov. 9, 2018 (5-1)	Nov. 9, 2018 (5-1)	Jan. 21, 2017 (5-3)
<b>Last 10 games:</b>	6-3-1	6-3-1	8-2-0
<b>Overtime Record:</b>	4-0-10	1-0-4	3-0-6
<b>Longest Winning Streak:</b>	Six games	Three games, three times	Six games
	Feb. 14, 2012-Dec. 11, 2013	Last: Oct. 17, 2014-Jan. 20, 2016	Oct. 27, 2011-Mar. 13, 2015
<b>Longest Losing Streak:</b>	Four games	Three games	Five games, two times
	Mar. 28, 2004-Jan. 7, 2006	Feb. 25, 2011-Dec. 4, 2011	Last: Feb. 4, 2009-Feb. 18, 2011
<b>Last Shutout by Anaheim:</b>	Feb. 19, 2019 (4-0)	Mar. 3, 2004 (2-0)	Feb. 19, 2019 (4-0)
<b>Last Shutout by Minnesota:</b>	Oct. 24, 2015 (3-0)	Oct. 14, 2007 (2-0)	Oct. 24, 2015 (3-0)
<b>Biggest Anaheim win:</b>	Oct. 6, 2000 (8-3)	Oct. 6, 2000 (8-3)	Two wins by four goals
<b>Biggest Minnesota win:</b>	Jan. 24, 2001 (5-0)	Jan. 24, 2001 (5-0)	Two wins by four goals



## MONTREAL CANADIENS

### ALL-TIME SERIES SUMMARY

Season	Series Results	GF		Power Play		Penalty Killing		Season	Series Results	GF		Power Play		Penalty Killing	
		GA	Play	Play	Killing	GA	Play			Play	Killing				
1993-94	0-2-0 (0-1-0 in ANA)	3	9	0.0%	33.3%	2007-08	1-0-0 (1-0-0 in ANA)	3	1	0.0%	100.0%				
1994-95	Did not play					2008-09	1-0-0 (0-0-0 in ANA)	6	4	66.7%	83.3%				
1995-96	2-0-0 (1-0-0 in ANA)	8	4	21.4%	87.5%	2009-10	0-0-1 (0-0-1 in ANA)	3	3	100.0%	100.0%				
1996-97	0-1-1 (0-1-0 in ANA)	11	12	33.3%	44.4%	2010-11	1-0-0 (0-0-0 in ANA)	3	3	50.0%	66.7%				
1997-98	1-1-0 (0-1-0 in ANA)	8	8	30.8%	63.6%	2011-12	1-0-0 (1-0-0 in ANA)	4	1	28.6%	100.0%				
1998-99	0-1-0 (0-0-0 in ANA)	0	1	0.0%	66.7%	2012-13	Did not play								
1999-00	0-2-0-0 (0-1-0-0 in ANA)	2	4	0.0%	83.3%	2013-14	0-1-1 (0-0-1 in ANA)	4	7	11.1%	81.9%				
2000-01	1-0-0-0 (1-0-0-0 in ANA)	4	2	16.7%	80.0%	2014-15	2-0-1 (1-0-0 in ANA)	5	2	0.0%	66.7%				
2001-02	0-1-0-0 (0-0-0-0 in ANA)	1	3	0.0%	100.0%	2015-16	1-1-0 (1-0-0 in ANA)	5	6	0.0%	100.0%				
2002-03	1-0-1-0 (1-0-0-0 in ANA)	5	3	80.0%	80.0%	2016-17	1-1-0 (1-0-0 in ANA)	3	6	14.3%	77.8%				
2003-04	0-1-0-0 (0-1-0-0 in ANA)	2	5	0.0%	50.0%	2017-18	1-1-0 (1-0-0 in ANA)	8	7	25.0%	69.2%				
2005-06	1-0-0 (0-0-0 in ANA)	5	3	16.7%	71.4%	2018-19	1-1-0 (1-0-0 in ANA)	9	6	20.0%	88.9%				
2006-07	Did not play					<b>Totals</b>	<b>16-14-4 (10-5-2 in ANA)</b>	<b>102</b>	<b>100</b>	<b>17.4%</b>	<b>77.3%</b>				

### ALL-TIME SERIES FAST FACTS

	Overall	@ Anaheim	@ Montreal
<b>All-Time Series:</b>	16-14-4	10-5-2	6-9-2
<b>Current Streak:</b>	One Anaheim win	Five Anaheim wins	Four Montreal wins
<b>Last Win by Anaheim:</b>	Mar. 8, 2019 (8-2)	Mar. 8, 2019 (8-2)	Dec. 18, 2014 (2-1)
<b>Last Win by Montreal:</b>	Feb. 5, 2019 (4-1)	Mar. 5, 2014 (4-3 SO)	Feb. 5, 2019 (4-1)
<b>Last 10 games:</b>	6-4-0	7-1-2	4-5-1
<b>Overtime Record:</b>	3-0-5	1-0-3	2-0-2
<b>Longest Winning Streak:</b>	Three games, two times Last: Dec. 18, 2014-Mar. 2, 2016	Five games Mar. 4, 2015-present	Three games Dec. 10, 2005-Jan. 22, 2011
<b>Longest Losing Streak:</b>	Three games Oct. 13, 1998-Nov. 22, 1999	Three games Nov. 6, 1996-Nov. 22, 1999	Four games Mar. 22, 2016-present
<b>Last Shutout by Anaheim:</b>	None	None	None
<b>Last Shutout by Montreal:</b>	Oct. 13, 1998 (1-0)	None	Oct. 13, 1998 (1-0)
<b>Biggest Anaheim win:</b>	Mar. 8, 2019 (8-2)	Mar. 8, 2019 (8-2)	Two wins by two goals Dec. 20, 2016 (5-1)
<b>Biggest Montreal win:</b>	Dec. 20, 2016 (5-1)	Two wins by three goals	

## NASHVILLE PREDATORS

### ALL-TIME SERIES SUMMARY

Season	Series Results	GF		Power Play		Penalty Killing		Season	Series Results	GF		Power Play		Penalty Killing	
		GA	Play	Play	Killing	GA	Play			Play	Killing				
1998-99	2-2-0 (2-0-0 in ANA)	11	8	30.4%	80.0%	2010-11	1-3-0 (1-1-0 in ANA)	11	17	18.8%	93.8%				
1999-00	4-0-0-0 (2-0-0-0 in ANA)	13	5	18.2%	92.8%	2011-12	0-4-0 (0-2-0 in ANA)	5	13	0.0%	82.4%				
2000-01	1-1-2-0 (1-1-0-0 in ANA)	6	8	5.9%	86.7%	2012-13	3-0-0 (2-0-0 in ANA)	9	5	22.2%	100.0%				
2001-02	3-1-0-0 (2-0-0-0 in ANA)	13	8	18.8%	100.0%	2013-14	2-1-0 (0-1-0 in ANA)	11	10	20.0%	90.0%				
2002-03	3-1-0-0 (2-0-0-0 in ANA)	8	4	16.7%	95.0%	2014-15	3-0-0 (2-0-0 in ANA)	12	7	10.0%	63.6%				
2003-04	1-1-0-2 (0-0-0-2 in ANA)	10	11	25.0%	82.6%	2015-16	1-2-0 (1-0-0 in ANA)	7	10	8.3%	82.3%				
2005-06	3-0-1 (2-0-0 in ANA)	16	8	21.4%	90.5%	2016-17	2-1-0 (2-0-0 in ANA)	9	9	30.8%	78.6%				
2006-07	2-1-1 (2-0-0 in ANA)	10	10	21.1%	90.5%	2017-18	0-2-1 (0-1-0 in ANA)	7	11	25.0%	66.7%				
2007-08	3-1-0 (2-0-0 in ANA)	12	8	18.8%	82.6%	2018-19	2-1-0 (2-0-0 in ANA)	6	8	12.5%	76.5%				
2008-09	2-1-1 (1-0-1 in ANA)	10	12	41.7%	61.5%	<b>Totals</b>	<b>40-25-8 (27-7-3 in ANA)</b>	<b>194</b>	<b>178</b>	<b>19.6%</b>	<b>85.0%</b>				
2009-10	2-2-0 (1-1-0 in ANA)	8	6	10.0%	83.3%										

### ALL-TIME SERIES FAST FACTS

	Overall	@ Anaheim	@ Nashville
<b>All-Time Series:</b>	40-25-8	27-7-3	13-18-5
<b>Current Streak:</b>	One Anaheim win	Two Anaheim wins	Six Nashville wins
<b>Last Win by Anaheim:</b>	Mar. 12, 2019 (3-2)	Mar. 12, 2019 (3-2)	Feb. 5, 2015 (5-2)
<b>Last Win by Nashville:</b>	Nov. 25, 2018 (5-2)	Nov. 11, 2017 (5-3)	Nov. 25, 2018 (5-2)
<b>Last 10 games:</b>	4-5-1	8-2-0	4-5-1
<b>Overtime Record:</b>	10-0-8	7-0-3	3-0-5
<b>Longest Winning Streak:</b>	Five games, two times Last, Jan. 26, 2013-Feb. 8, 2014	Six games Nov. 1, 2005-Jan. 7, 2008	Four games Feb. 16, 2013-Feb. 5, 2015
<b>Longest Losing Streak:</b>	Six games Jan. 5, 2011-Mar. 18, 2012	Three games Jan. 5, 2011-Mar. 18, 2012	Six games Oct. 22, 2015-present
<b>Last Shutout by Anaheim:</b>	Nov. 5, 2009 (4-0)	Nov. 5, 2009 (4-0)	None
<b>Last Shutout by Nashville:</b>	Nov. 12, 2016 (5-0)	Mar. 12, 2010 (1-0)	Nov. 12, 2016 (5-0)
<b>Biggest Anaheim win:</b>	Two wins by five goals Nov. 12, 2016 (5-0)	Two wins by five goals	Apr. 7, 2000 (5-1)
<b>Biggest Nashville win:</b>		Three wins by three goals	Nov. 12, 2016 (5-0)

## NEW JERSEY DEVILS

### ALL-TIME SERIES SUMMARY

Season	Series Results	GF	GA	Power Play	Penalty Killing	Season	Series Results	GF	GA	Power Play	Penalty Killing
1993-94	0-2-0 (0-1-0 in ANA)	3	10	12.5%	75.0%	2007-08	1-0-0 (0-0-0 in ANA)	2	1	0.0%	100.0%
1994-95	Did not play					2008-09	1-0-0 (1-0-0 in ANA)	4	3	0.0%	50.0%
1995-96	2-0-0 (1-0-0 in ANA)	10	3	20.0%	100.0%	2009-10	0-1-0 (0-0-0 in ANA)	1	3	0.0%	100.0%
1996-97	1-1-0 (1-0-0 in ANA)	6	6	0.0%	88.9%	2010-11	0-1-0 (0-1-0 in ANA)	1	2	33.3%	100.0%
1997-98	1-1-0 (1-0-0 in ANA)	2	3	0.0%	100.0%	2011-12	0-0-1 (0-0-0 in ANA)	2	2	0.0%	100.0%
1998-99	0-2-0 (0-1-0 in ANA)	4	11	12.5%	62.5%	2012-13	Did not play				
1999-00	0-2-0-0 (0-1-0-0 in ANA)	3	5	0.0%	50.0%	2013-14	1-0-1 (0-0-1 in ANA)	6	6	22.2%	57.1%
2000-01	0-2-0-0 (0-1-0-0 in ANA)	4	9	33.3%	50.0%	2014-15	2-0-0 (1-0-0 in ANA)	7	2	25.0%	75.0%
2001-02	1-0-0-0 (1-0-0-0 in ANA)	2	1	100.0%	75.0%	2015-16	2-0-0 (1-0-0 in ANA)	9	2	33.3%	100.0%
2002-03	0-1-0-1 (0-1-0-0 in ANA)	3	6	0.0%	100.0%	2016-17	2-1-1 (1-0-0 in ANA)	4	4	16.7%	80.0%
2003-04	0-0-1-0 (0-0-1-0 in ANA)	3	3	14.3%	75.0%	2017-18	1-1-0 (1-0-0 in ANA)	7	7	25.0%	66.7%
2005-06	Did not play					2018-19	2-0-0 (1-0-0 in ANA)	8	7	33.3%	85.7%
2006-07	1-0-0 (1-0-0 in ANA)	4	2	0.0%	83.3%	<b>Totals</b>	<b>17-15-4 (11-6-2 in ANA)</b>	<b>95 (2.6)</b>	<b>98</b>	<b>13.3%</b>	<b>80.7%</b>

### ALL-TIME SERIES FAST FACTS

	Overall	@ Anaheim	@ New Jersey
<b>All-Time Series:</b>	17-15-4	11-6-2	6-9-2
<b>Current Streak:</b>	Three Anaheim wins	Five Anaheim wins	One Anaheim win
<b>Last Win by Anaheim:</b>	Jan. 19, 2019 (3-2)	Dec. 9, 2018 (6-5 SO)	Jan. 19, 2019 (3-2)
<b>Last Win by New Jersey:</b>	Dec. 18, 2017 (5-3)	Nov. 20, 2013 (4-3 OT)	Dec. 18, 2017 (5-3)
<b>Last 10 games:</b>	8-2-0	7-1-2	5-3-2
<b>Overtime Record:</b>	2-0-4	1-0-2	1-0-2
<b>Longest Winning Streak:</b>	Five games Dec. 20, 2013-Mar. 14, 2016	Five games Jan. 16, 2015-present	Three games Dec. 20, 2013-Dec. 19, 2015
<b>Longest Losing Streak:</b>	Seven games Mar. 18, 1998-Nov. 22, 2000	Three games Jan. 20, 2019-Nov. 22, 2000	Six games Dec. 28, 1996-Nov. 12, 2003
<b>Last Shutout by Anaheim:</b>	Nov. 26, 1997 (2-0)	Nov. 26, 1997 (2-0)	None
<b>Last Shutout by New Jersey:</b>	Mar. 18, 1998 (3-0)	None	Mar. 18, 1998 (3-0)
<b>Biggest Anaheim win:</b>	Mar. 14, 2016 (7-1)	Mar. 14, 2016 (7-1)	Feb. 11, 1996 (4-2)
<b>Biggest New Jersey win:</b>	Mar. 31, 1999 (7-1)	Two wins by three goals	Mar. 31, 1999 (7-1)

## NEW YORK ISLANDERS

### ALL-TIME SERIES SUMMARY

Season	Series Results	GF	GA	Power Play	Penalty Killing	Season	Series Results	GF	GA	Power Play	Penalty Killing
1993-94	1-1-0 (0-1-0 in ANA)	6	4	16.7%	80.0%	2007-08	1-0-0 (0-0-0 in ANA)	3	0	16.7%	100.0%
1994-95	Did not play					2008-09	0-1-0 (0-0-0 in ANA)	1	2	20.0%	0.0%
1995-96	1-1-0 (1-0-0 in ANA)	5	5	9.1%	81.8%	2009-10	1-0-0 (1-0-0 in ANA)	5	4	50.0%	33.3%
1996-97	0-1-1 (0-0-1 in ANA)	5	6	0.0%	83.3%	2010-11	1-1-0 (1-0-0 in ANA)	3	3	14.3%	88.9%
1997-98	1-1-0 (0-1-0 in ANA)	6	7	20.0%	100.0%	2011-12	1-0-0 (1-0-0 in ANA)	4	2	0.0%	100.0%
1998-99	0-0-2 (0-0-1 in ANA)	4	4	28.6%	100.0%	2012-13	Did not play				
1999-00	0-1-0-0 (0-1-0-0 in ANA)	2	4	0.0%	100.0%	2013-14	2-0-0 (1-0-0 in ANA)	10	5	25.0%	80.0%
2000-01	2-0-0-0 (1-0-0-0 in ANA)	6	4	33.3%	100.0%	2014-15	1-0-1 (0-0-1 in ANA)	5	5	50.0%	81.4%
2001-02	0-1-0-0 (0-0-0-0 in ANA)	3	5	0.0%	100.0%	2015-16	0-2-0 (0-1-0 in ANA)	3	9	25.0%	100.0%
2002-03	0-0-1-0 (0-0-1-0 in ANA)	2	2	0.0%	100.0%	2016-17	0-0-2 (0-0-1 in ANA)	4	5	16.7%	88.9%
2003-04	0-2-0-0 (0-1-0-0 in ANA)	2	7	18.2%	80.0%	2017-18	2-0-0 (1-0-0 in ANA)	8	6	0.0%	75.0%
2005-06	Did not play					2018-19	1-1-0 (1-0-0 in ANA)	4	4	25.0%	85.7%
2006-07	0-0-1 (0-0-1 in ANA)	4	4	33.3%	66.7%	<b>Totals</b>	<b>15-13-8 (8-5-6 in ANA)</b>	<b>95</b>	<b>97</b>	<b>17.1%</b>	<b>86.2%</b>

### ALL-TIME SERIES FAST FACTS

	Overall	@ Anaheim	@ New York
<b>All-Time Series:</b>	15-13-8	8-5-6	7-8-2
<b>Current Streak:</b>	One New York win	Two Anaheim wins	One New York win
<b>Last Win by Anaheim:</b>	Oct. 17, 2018 (4-1)	Oct. 17, 2018 (4-1)	Dec. 21, 2017 (5-4 OT)
<b>Last Win by New York:</b>	Jan. 20, 2019 (3-0)	Nov. 22, 2016 (3-2 SO)	Jan. 20, 2019 (3-0)
<b>Last 10 games:</b>	4-3-3	6-1-3	4-5-1
<b>Overtime Record:</b>	3-0-9	2-0-5	1-0-4
<b>Longest Winning Streak:</b>	Three games, two times Last: Oct. 11, 2017-Oct. 17, 2018	Four games Mar. 19, 2010-Dec. 9, 2013	Two games Dec. 21, 2013-Mar. 28, 2015
<b>Longest Losing Streak:</b>	Four games Nov. 13, 2015-Nov. 22, 2016	Three games Nov. 5, 2014-Nov. 22, 2016	Two games, four times Last: Dec. 21, 2015-Oct. 16, 2016
<b>Last Shutout by Anaheim:</b>	Nov. 10, 2010 (1-0)	Nov. 10, 2010 (1-0)	Feb. 5, 2008 (3-0)
<b>Last Shutout by New York:</b>	Jan. 20, 2019 (3-0)	None	Jan. 20, 2019 (3-0)
<b>Biggest Anaheim win:</b>	Two wins by three goals	Two wins by three goals	Three wins by two goals
<b>Biggest New York win:</b>	Five wins by three goals	Two wins by three goals	Three wins by three goals

## NEW YORK RANGERS

### ALL-TIME SERIES SUMMARY

Season	Series Results	GF	GA	Power Play	Penalty Killing	Season	Series Results	GF	GA	Power Play	Penalty Killing
1993-94	2-0-0 (1-0-0 in ANA)	7	4	27.3%	90.9%	2007-08	1-0-0 (0-0-0 in ANA)	4	1	50.0%	100.0%
1994-95	Did not play					2008-09	0-2-0 (0-1-0 in ANA)	3	7	12.50%	75.0%
1995-96	1-1-0 (1-0-0 in ANA)	8	9	12.5%	58.3%	2009-10	0-1-0 (0-0-0 in ANA)	0	3	0.0%	60.0%
1996-97	1-1-0 (1-0-0 in ANA)	7	5	12.5%	62.5%	2010-11	1-0-0 (1-0-0 in ANA)	5	2	0.0%	66.7%
1997-98	1-0-1 (1-0-0 in ANA)	6	5	0.0%	90.0%	2011-12	1-0-1 (0-0-0 in ANA*)	2	2	0.0%	100.0%
1998-99	2-0-0 (1-0-0 in ANA)	7	2	16.7%	100.0%	2012-13	Did not play				
1999-00	0-0-0-1 (0-0-0-1 in ANA)	3	4	50.0%	75.0%	2013-14	2-0-0 (1-0-0 in ANA)	8	1	0.0%	100.0%
2000-01	2-0-0-0 (1-0-0-0 in ANA)	10	7	18.2%	70.0%	2014-15	0-2-0 (0-1-0 in ANA)	3	11	25.0%	66.7%
2001-02	1-0-0-0 (0-0-0-0 in ANA)	3	2	18.2%	100.0%	2015-16	0-1-1 (0-1-0 in ANA)	3	5	0.0%	87.5%
2002-03	0-1-0-1 (0-1-0-0 in ANA)	4	9	0.0%	93.3%	2016-17	1-1-0 (1-0-0 in ANA)	7	7	14.3%	100.0%
2003-04	1-0-0-0 (0-0-0-0 in ANA)	3	1	40.0%	100.0%	2017-18	1-1-0 (1-0-0 in ANA)	7	7	25.0%	80.0%
2005-06	Did not play					2018-19	0-1-1 (0-0-1 in ANA)	3	5	12.5%	83.3%
2006-07	0-0-1 (0-0-1 in ANA)	3	4	0.0%	77.8%	<b>Totals</b>	<b>18-12-7 (10-4-3 in ANA)</b>	<b>106</b>	<b>103</b>	<b>13.9%</b>	<b>84.1%</b>

### ALL-TIME SERIES FAST FACTS

	Overall	@ Anaheim	@ New York
<b>All-Time Series:</b>	18-12-7	10-4-3	7-8-4
<b>Current Streak:</b>	Two New York wins	One New York win	Five New York wins
<b>Last Win by Anaheim:</b>	Jan. 23, 2018 (6-3)	Jan. 23, 2018 (6-3)	Nov. 4, 2013 (2-1)
<b>Last Win by New York:</b>	Dec. 18, 2018 (3-1)	Nov. 1, 2018 (3-2 SO)	Dec. 18, 2018 (3-1)
<b>Last 10 games:</b>	2-6-2	5-3-2	2-6-2
<b>Overtime Record:</b>	1-0-7	1-0-3	0-0-4
<b>Longest Winning Streak:</b>	Three games, two times Last: Oct. 16, 2000-Nov. 25, 2001	Five games Jan. 28, 1994-Nov. 18, 1998	Three games Apr. 2, 1999-Nov. 25, 2001
<b>Longest Losing Streak:</b>	Five games Jan. 17, 2015-Feb. 7, 2017	Five games Nov. 1, 2006-Dec. 16, 2009	Five games Mar. 22, 2015-present
<b>Last Shutout by Anaheim:</b>	Oct. 10, 2013 (6-0)	Oct. 10, 2013 (6-0)	None
<b>Last Shutout by New York:</b>	Oct. 11, 2009 (3-0)	None	Oct. 11, 2009 (3-0)
<b>Biggest Anaheim win:</b>	Oct. 10, 2013 (6-0)	Oct. 10, 2013 (6-0)	Two wins by three goals
<b>Biggest New York win:</b>	Mar. 22, 2015 (7-2)	Feb. 21, 2003 (6-2)	Mar. 22, 2015 (7-2)

## OTTAWA SENATORS

### ALL-TIME SERIES SUMMARY

Season	Series Results	GF	GA	Power Play	Penalty Killing	Season	Series Results	GF	GA	Power Play	Killing
1993-94	1-1-0 (1-0-0 in ANA)	6	5	12.5%	100.0%	2007-08	1-0-0 (1-0-0 in ANA)	3	1	33.3%	100.0%
1994-95	Did not play					2008-09	1-0-0 (0-0-0 in ANA)	4	3	33.3%	71.4%
1995-96	2-0-0 (1-0-0 in ANA)	7	4	9.1%	77.8%	2009-10	0-0-1 (0-0-1 in ANA)	3	3	0.0%	80.0%
1996-97	2-0-0 (1-0-0 in ANA)	8	4	16.7%	87.5%	2010-11	1-0-0 (0-0-0 in ANA)	1	1	0.0%	100.0%
1997-98	1-0-1 (0-0-1 in ANA)	6	3	37.5%	91.7%	2011-12	1-0-0 (1-0-0 in ANA)	2	1	0.0%	100.0%
1998-99	0-0-2 (0-0-1 in ANA)	4	4	0.0%	88.9%	2012-13	Did not play				
1999-00	0-2-0-0 (0-1-0 in ANA)	2	6	0.0%	40.0%	2013-14	2-0-0 (1-0-0 in ANA)	6	2	0.0%	100.0%
2000-01	0-1-0-0 (0-0-0-0 in ANA)	1	4	0.0%	100.0%	2014-15	0-2-0 (0-1-0 in ANA)	2	9	0.0%	83.3%
2001-02	0-1-0-0 (0-1-0-0 in ANA)	2	4	0.0%	60.0%	2015-16	2-0-0 (1-0-0 in ANA)	8	4	33.3%	100.0%
2002-03	1-1-0-0 (1-0-0-0 in ANA)	4	5	14.3%	85.7%	2016-17	1-0-1 (1-0-0 in ANA)	6	3	50.0%	66.7%
2003-04	0-1-0-0 (0-1-0-0 in ANA)	0	3	0.0%	100.0%	2017-18	1-0-1 (1-0-0 in ANA)	4	2	0.0%	71.4%
2005-06	1-0-0-0 (0-0-0 in ANA)	3	3	25.0%	75.0%	2018-19	0-1-1 (0-0-1 in ANA)	1	6	0.0%	100.0%
2006-07	Did not play					<b>Totals</b>	<b>18-10-7 (10-4-4 in ANA)</b>	<b>83</b>	<b>80</b>	<b>14.2%</b>	<b>84.3%</b>

### ALL-TIME SERIES FAST FACTS

	Overall	@ Anaheim	@ Ottawa
<b>All-Time Series:</b>	18-10-7	10-4-4	8-6-3
<b>Current Streak:</b>	Three Ottawa wins	One Ottawa win	Three Ottawa wins
<b>Last Win by Anaheim:</b>	Dec. 6, 2017 (3-0)	Dec. 6, 2017 (3-0)	Mar. 26, 2016 (4-3 OT)
<b>Last Win by Ottawa:</b>	Feb. 7, 2019 (4-0)	Jan. 9, 2019 (2-1 OT)	Feb. 7, 2019 (4-0)
<b>Last 10 games:</b>	4-3-3	6-2-2	5-3-2
<b>Overtime Record:</b>	4-0-7	0-0-4	4-0-3
<b>Longest Winning Streak:</b>	Five games Mar. 13, 1994-Mar. 5, 1997	Three games, two times Last: Jan. 13, 2016-Feb. 7, 2019	Four games Jan. 19, 2006-Oct. 25, 2013
<b>Longest Losing Streak:</b>	Five games Nov. 13, 1999-Jan. 16, 2003	Two games Jan. 12, 2000-Jan. 29, 2003	Three games, two times Last: Dec. 22, 2016-Feb. 7, 2019
<b>Last Shutout by Anaheim:</b>	Dec. 6, 2017 (3-0)	Dec. 6, 2017 (3-0)	None
<b>Last Shutout by Ottawa:</b>	Feb. 7, 2019 (4-0)	Feb. 25, 2015 (3-0)	Feb. 7, 2019 (4-0)
<b>Biggest Anaheim win:</b>	Two wins by four goals	Two wins by four goals	Mar. 22, 1998 (5-2)
<b>Biggest Ottawa win:</b>	Two wins by four goals	Two wins by three goals	Two wins by four goals

## PHILADELPHIA FLYERS

### ALL-TIME SERIES SUMMARY

Season	Series Results	GF	GA	Power Play	Penalty Killing	Season	Series Results	GF	GA	Power Play	Penalty Killing
1993-94	2-0-0 (1-0-0 in ANA)	9	5	0.0%	62.5%	2007-08	0-1-0 (0-0-0 in ANA)	0	3	0.0%	66.7%
1994-95	Did not play					2008-09	0-0-1 (0-0-1 in ANA)	4	4	50.0%	83.3%
1995-96	0-1-1 (0-1-0 in ANA)	4	6	10.0%	81.8%	2009-10	1-0-0 (0-0-0 in ANA)	2	2	0.0%	71.4%
1996-97	0-2-0 (0-1-0 in ANA)	3	7	20.0%	50.0%	2010-11	2-0-0 (1-0-0 in ANA)	4	4	16.7%	100.0%
1997-98	0-0-2 (0-0-1 in ANA)	5	5	11.1%	75.0%	2011-12	0-0-1 (0-0-1 in ANA)	3	4	33.3%	66.7%
1998-99	1-1-0 (1-0-0 in ANA)	6	8	30.8%	68.8%	2012-13	Did not play				
1999-00	0-0-2-0 (0-0-1-0 in ANA)	6	6	33.3%	62.5%	2013-14	2-0-0 (1-0-0 in ANA)	8	5	0.0%	71.4%
2000-01	1-0-0-0 (0-0-0-0 in ANA)	4	3	33.3%	100.0%	2014-15	2-0-0 (1-0-0 in ANA)	7	7	14.3%	50.0%
2001-02	1-1-0-0 (1-0-0-0 in ANA)	6	6	16.7%	85.7%	2015-16	2-0-0 (1-0-0 in ANA)	8	3	42.9%	83.3%
2002-03	0-1-0-0 (0-1-0-0 in ANA)	0	1	0.0%	87.5%	2016-17	2-0-0 (1-0-0 in ANA)	6	5	0.0%	83.3%
2003-04	1-0-0-0 (1-0-0-0 in ANA)	4	3	12.5%	100.0%	2017-18	1-0-1 (0-0-1 in ANA)	8	5	20.0%	100.0%
2005-06	Did not play					2018-19	0-2-0 (0-1-0 in ANA)	4	9	42.9%	77.8%
2006-07	0-1-0 (0-1-0 in ANA)	4	7	33.3%	40.0%	<b>Totals</b>	<b>18-10-8 (9-5-5 in ANA)</b>	<b>109</b>	<b>108</b>	<b>19.0%</b>	<b>76.3%</b>

### ALL-TIME SERIES FAST FACTS

	Overall	@ Anaheim	@ Philadelphia
<b>All-Time Series:</b>	18-10-8	9-5-5	9-5-3
<b>Current Streak:</b>	Two Philadelphia wins	Two Philadelphia wins	One Philadelphia win
<b>Last Win by Anaheim:</b>	Oct. 24, 2017 (6-2)	Jan. 1, 2017 (4-3 SO)	Oct. 24, 2017 (6-2)
<b>Last Win by Philadelphia:</b>	Feb. 9, 2019 (6-2)	Oct. 30, 2018 (3-2)	Feb. 9, 2019 (6-2)
<b>Last 10 games:</b>	7-2-1	5-2-3	7-3-0
<b>Overtime Record:</b>	6-0-8	3-0-5	3-0-3
<b>Longest Winning Streak:</b>	Eight games	Four games	Seven games
	Oct. 29, 2013-Jan. 1, 2017	Jan. 30, 2014-Jan. 1, 2017	Oct. 10, 2009-Oct. 24, 2017
<b>Longest Losing Streak:</b>	Three games	Two games, three times	Two games
	Nov. 15, 2006-Jan. 2, 2009	Last: Oct. 7, 2017-present	Mar. 21, 2002-Feb. 2, 2008
<b>Last Shutout by Anaheim:</b>	None	None	None
<b>Last Shutout by Philadelphia:</b>	Feb. 2, 2008 (3-0)	Jan. 3, 2003 (1-0)	Feb. 2, 2008 (3-0)
<b>Biggest Anaheim win:</b>	Oct. 24, 2017 (6-2)	Two wins by three goals	Oct. 24, 2017 (6-2)
<b>Biggest Philadelphia win:</b>	Feb. 9, 2019 (6-2)	Nov. 15, 2006 (7-4)	Feb. 9, 2019 (6-2)

## PITTSBURGH PENGUINS

### ALL-TIME SERIES SUMMARY

Season	Series Results	GF	GA	Power Play	Penalty Killing	Season	Series Results	GF	GA	Power Play	Penalty Killing
1993-94	0-1-1 (0-1-0 in ANA)	6	7	28.6%	77.8%	2007-08	0-1-0 (0-0-0 in ANA)	4	5	20.0%	80.0%
1994-95	Did not play					2008-09	0-1-0 (0-0-0 in ANA)	1	3	25.0%	100.0%
1995-96	1-1-0 (1-0-0 in ANA)	8	8	9.1%	66.7%	2009-10	0-2-0 (0-1-0 in ANA)	5	9	0.0%	92.3%
1996-97	0-2-0 (0-1-0 in ANA)	6	12	28.6%	72.7%	2010-11	1-0-0 (1-0-0 in ANA)	3	2	0.0%	75.0%
1997-98	0-2-0 (0-1-0 in ANA)	2	8	8.3%	88.9%	2011-12	1-0-0 (0-0-0 in ANA)	2	1	0.0%	100.0%
1998-99	1-0-1 (1-0-0 in ANA)	9	7	44.4%	81.8%	2012-13	Did not play				
1999-00	2-0-0-0 (1-0-0-0 in ANA)	9	2	27.3%	100.0%	2013-14	0-1-1 (0-0-1 in ANA)	3	5	0.0%	83.3%
2000-01	0-1-0-0 (0-0-0-0 in ANA)	2	3	0.0%	75.0%	2014-15	0-2-0 (0-1-0 in ANA)	6	11	33.3%	87.5%
2001-02	2-0-0-0 (1-0-0-0 in ANA)	8	4	22.2%	87.5%	2015-16	1-1-0 (1-0-0 in ANA)	4	7	0.0%	100.0%
2002-03	1-0-0-0 (1-0-0-0 in ANA)	5	0	20.0%	100.0%	2016-17	0-2-0 (0-1-0 in ANA)	3	8	33.3%	66.7%
2003-04	0-1-0-0 (0-0-0-0 in ANA)	1	2	0.0%	66.7%	2017-18	2-0-0 (1-0-0 in ANA)	9	3	25.0%	66.7%
2005-06	Did not play					2018-19	1-1-0 (0-1-0 in ANA)	8	9	25.0%	71.4%
2006-07	1-0-0 (1-0-0 in ANA)	3	2	22.2%	100.0%	<b>Totals</b>	<b>14-19-3 (9-7-1 in ANA)</b>	<b>107</b>	<b>118</b>	<b>20.0%</b>	<b>82.2%</b>

### ALL-TIME SERIES FAST FACTS

	Overall	@ Anaheim	@ Pittsburgh
<b>All-Time Series:</b>	14-19-3	9-7-1	5-12-2
<b>Current Streak:</b>	One Pittsburgh win	One Pittsburgh win	Two Anaheim wins
<b>Last Win by Anaheim:</b>	Dec. 17, 2018 (4-2)	Jan. 17, 2018 (5-3)	Dec. 17, 2018 (4-2)
<b>Last Win by Pittsburgh:</b>	Jan. 11, 2019 (7-4)	Jan. 11, 2019 (7-4)	Oct. 15, 2016 (3-2)
<b>Last 10 games:</b>	4-6-0	5-4-1	3-7-0
<b>Overtime Record:</b>	2-0-3	2-0-1	0-0-2
<b>Longest Winning Streak:</b>	Three games, three times	Five games	Two games
	Last: Dec. 23, 2017-Dec. 17, 2018	Jan. 18, 1999-Nov. 6, 2006	Dec. 23, 2017-present
<b>Longest Losing Streak:</b>	Four games, three times	Two games, two times	Four games, two times
	Last: Nov. 18, 2013-Mar. 6, 2015	Last: Mar. 7, 2014-Mar. 6, 2015	Last: Nov. 18, 2013-Oct. 15, 2016
<b>Last Shutout by Anaheim:</b>	Dec. 23, 2017 (4-0)	Dec. 15, 2002 (5-0)	Dec. 23, 2017 (4-0)
<b>Last Shutout by Pittsburgh:</b>	Dec. 10, 1997 (3-0)	Dec. 10, 1997 (3-0)	None
<b>Biggest Anaheim win:</b>	Jan. 29, 2000 (7-1)	Dec. 15, 2002 (5-0)	Jan. 29, 2000 (7-1)
<b>Biggest Pittsburgh win:</b>	Three wins by four goals	Nov. 2, 2016 (5-1)	Two wins by four goals



## SAN JOSE SHARKS

### ALL-TIME SERIES SUMMARY

Season	Series Results	Power		Penalty		Season	Series Results	Power		Penalty	
		GF	GA	Play	Killing			GF	GA	Play	Killing
1993-94	0-6-0 (0-3-0 in ANA)	9	22	13.6%	85.7%	2007-08	5-2-1 (2-1-1 in ANA)	17	14	11.5%	87.8%
1994-95	4-1-0 (2-1-0 in ANA)	22	15	15.0%	85.0%	2008-09	2-4-0 (1-2-0 in ANA)	12	12	14.3%	83.9%
1995-96	4-1-0 (2-1-0 in ANA)	21	17	22.7%	73.1%	2009-10	1-5-0 (1-2-0 in ANA)	11	21	13.3%	76.9%
1996-97	3-1-1 (1-1-0 in ANA)	17	15	16.1%	90.9%	2010-11	3-3-0 (2-1-0 in ANA)	17	17	36.4%	80.0%
1997-98	0-6-0 (0-3-0 in ANA)	12	26	7.1%	70.0%	2011-12	5-1-0 (2-1-0 in ANA)	16	11	15.4%	90.0%
1998-99	3-1-2 (1-1-1 in ANA)	15	12	26.3%	91.2%	2012-13	2-2-1 (2-1-0 in ANA)	12	15	0.0%	94.7%
1999-00	4-1-1-0 (2-0-1-0 in ANA)	21	15	23.3%	77.3%	2013-14	2-2-1 (2-0-0 in ANA)	17	14	16.7%	85.0%
2000-01	1-3-0-1 (1-1-0-0 in ANA)	9	17	26.1%	88.0%	2014-15	1-4-0 (1-2-0 in ANA)	11	21	5.5%	72.0%
2001-02	1-4-0-0 (0-3-0-0 in ANA)	9	17	11.1%	90.9%	2015-16	3-1-0 (2-0-0 in ANA)	5	4	0.0%	100.0%
2002-03	3-2-0-0 (1-1-0-0 in ANA)	14	15	20.0%	78.9%	2016-17	3-0-2 (1-0-1 in ANA)	11	10	10.0%	81.3%
2003-04	2-4-0-0 (1-2-0-0 in ANA)	9	12	8.7%	87.5%	2017-18	1-1-2 (0-1-1 in ANA)	7	11	12.5%	75.0%
2005-06	4-3-1 (2-1-1 in ANA)	23	25	16.3%	80.0%	2018-19	2-1-1 (1-0-1 in ANA)	14	13	45.5%	92.3%
2006-07	5-2-1 (2-1-1 in ANA)	29	19	21.9%	82.0%	<b>Totals</b>	<b>64-61-15 (32-30-8 in ANA)</b>	<b>360</b>	<b>390</b>	<b>16.9%</b>	<b>83.9%</b>

### ALL-TIME SERIES FAST FACTS

	Overall	@ Anaheim	@ San Jose
<b>All-Time Series:</b>	64-61-15	32-30-8	32-31-7
<b>Current Streak:</b>	One Anaheim win	One Anaheim win	One San Jose win
<b>Last Win by Anaheim:</b>	Mar. 22, 2019 (4-3 OT)	Mar. 22, 2019 (4-3 OT)	Oct. 3, 2018 (5-2)
<b>Last Win by San Jose:</b>	Dec. 27, 2018 (4-2)	Oct. 28, 2018 (4-3 OT)	Dec. 27, 2018 (4-2)
<b>Last 10 games:</b>	4-2-4	5-2-3	5-3-2
<b>Overtime Record:</b>	10-0-16	6-0-9	4-0-7
<b>Longest Winning Streak:</b>	Five games Jan. 30, 2003-Dec. 10, 2003	Three games, three times Last: Dec. 4, 2015-Dec. 9, 2016	Six games Dec. 26, 2006-Dec. 22, 2007
<b>Longest Losing Streak:</b>	Six games, three times Last: Apr. 5, 2009-Jan. 21, 2010	Five games Apr. 8, 2001-Nov. 3, 2002	Six games Nov. 30, 2013-Oct. 10, 2015
<b>Last Shutout by Anaheim:</b>	Dec. 4, 2015 (1-0)	Dec. 4, 2015 (1-0)	Nov. 7, 2015 (1-0)
<b>Last Shutout by San Jose:</b>	Oct. 10, 2015 (2-0)	Dec. 31, 2014 (3-0)	Mar. 27, 2013 (4-0)
<b>Biggest Anaheim win:</b>	Nov. 21, 2006 (5-0)	Nov. 21, 2006 (5-0)	Seven wins by three goals Mar. 27, 2013 (4-0)
<b>Biggest San Jose win:</b>	Mar. 6, 1994 (6-0)	Mar. 6, 1994 (6-0)	

## ST. LOUIS BLUES

### ALL-TIME SERIES SUMMARY

Season	Series Results	Power		Penalty		Season	Series Results	Power		Penalty	
		GF	GA	Play	Killing			GF	GA	Play	Killing
1993-94	2-2-0 (1-1-0 in ANA)	10	11	5.9%	85.0%	2007-08	2-1-1 (2-0-0 in ANA)	9	7	5.9%	84.6%
1994-95	0-4-0 (0-2-0 in ANA)	10	22	31.3%	61.5%	2008-09	3-0-1 (2-0-0 in ANA)	15	10	35.7%	71.4%
1995-96	3-1-0 (2-0-0 in ANA)	16	6	23.1%	88.5%	2009-10	2-2-0 (1-1-0 in ANA)	10	16	0.0%	71.4%
1996-97	1-2-1 (0-1-1 in ANA)	12	12	28.6%	80.0%	2010-11	2-2-0 (2-0-0 in ANA)	13	19	26.7%	71.4%
1997-98	1-2-1 (0-2-0 in ANA)	12	16	26.3%	93.3%	2011-12	2-2-0 (2-0-0 in ANA)	11	12	14.5%	81.8%
1998-99	1-2-1 (0-2-0 in ANA)	8	11	11.1%	75.0%	2012-13	2-0-1 (1-0-0 in ANA)	10	9	10.0%	50.0%
1999-00	1-2-1-0 (1-1-0-0 in ANA)	9	12	15.8%	75.0%	2013-14	3-0-0 (1-0-0 in ANA)	9	4	25.0%	91.7%
2000-01	0-4-0-0 (0-2-0-0 in ANA)	5	15	12.0%	73.9%	2014-15	2-1-0 (2-0-0 in ANA)	7	5	25.0%	90.0%
2001-02	1-3-0-0 (0-2-0-0 in ANA)	7	9	5.0%	100.0%	2015-16	1-2-0 (1-0-0 in ANA)	6	10	25.0%	100.0%
2002-03	3-0-0-1 (2-0-0-0 in ANA)	13	9	41.2%	81.3%	2016-17	1-1-1 (1-0-1 in ANA)	6	7	10.0%	100.0%
2003-04	1-1-1-1 (1-0-1-0 in ANA)	8	9	16.7%	66.7%	2017-18	2-1-0 (0-1-0 in ANA)	8	7	25.0%	100.0%
2005-06	3-1-0 (2-0-0 in ANA)	18	14	20.8%	75.9%	2018-19	1-2-0 (0-2-0 in ANA)	8	12	28.6%	50.0%
2006-07	3-1-0 (1-1-0 in ANA)	12	13	36.8%	86.4%	<b>Totals</b>	<b>43-39-11 (25-18-3 in ANA)</b>	<b>252</b>	<b>277</b>	<b>19.9%</b>	<b>80.6%</b>

### ALL-TIME SERIES FAST FACTS

	Overall	@ Anaheim	@ St. Louis
<b>All-Time Series:</b>	43-39-11	25-18-3	18-21-8
<b>Current Streak:</b>	Two St. Louis wins	Three St. Louis wins	Three Anaheim wins
<b>Last Win by Anaheim:</b>	Oct. 14, 2018 (3-2)	Mar. 15, 2017 (2-1)	Oct. 14, 2018 (3-2)
<b>Last Win by St. Louis:</b>	Mar. 6, 2019 (5-4)	Mar. 6, 2019 (5-4)	Mar. 10, 2017 (4-3)
<b>Last 10 games:</b>	4-5-1	6-3-1	5-4-1
<b>Overtime Record:</b>	8-0-11	3-0-3	5-0-8
<b>Longest Winning Streak:</b>	Four games Dec. 7, 2013-Oct. 19, 2014	10 games Jan. 7, 2010-Jan. 8, 2016	Three games, two times Last: Nov. 29, 2017-present
<b>Longest Losing Streak:</b>	Six games Jan. 24, 1994-Oct. 27, 1995	Five games Feb. 21, 2000-Dec. 18, 2002	Five games Apr. 9, 2010-Mar. 8, 2012
<b>Last Shutout by Anaheim:</b>	Oct. 19, 2014 (3-0)	Oct. 19, 2014 (3-0)	Feb. 1, 2008 (0-1 SO)
<b>Last Shutout by St. Louis:</b>	Oct. 30, 2014 (2-0)	Nov. 5, 2009 (5-0)	Oct. 30, 2014 (2-0)
<b>Biggest Anaheim win:</b>	Mar. 22, 1996 (6-1)	Mar. 17, 1996 (5-1)	Mar. 22, 1996 (6-1)
<b>Biggest St. Louis win:</b>	Feb. 19, 2011 (9-3)	Two wins by five goals	Feb. 19, 2011 (9-3)

## TAMPA BAY LIGHTNING

### ALL-TIME SERIES SUMMARY

Season	Series Results	GF	GA	Power Play	Penalty Killing	Season	Series Results	GF	GA	Power Play	Penalty Killing
1993-94	1-1-0 (0-1-0 in ANA)	6	5	0.0%	80.0%	2007-08	Did not play				
1994-95	Did not play					2008-09	0-1-0 (0-1-0 in ANA)	3	4	25.0%	66.7%
1995-96	0-1-1 (0-0-1 in ANA)	3	4	8.3%	63.6%	2009-10	2-0-0 (1-0-0 in ANA)	5	4	44.4%	83.3%
1996-97	1-1-0 (1-0-0 in ANA)	5	4	0.0%	80.0%	2010-11	1-0-0 (1-0-0 in ANA)	3	2	20.0%	75.0%
1997-98	2-0-0 (1-0-0 in ANA)	9	3	0.0%	85.7%	2011-12	0-1-0 (0-0-0 in ANA)	2	3	0.0%	50.0%
1998-99	2-0-0 (1-0-0 in ANA)	10	6	33.3%	76.9%	2012-13	Did not play				
1999-00	1-1-0-0 (0-1-0-0 in ANA)	5	6	0.0%	100.0%	2013-14	1-1-0 (1-0-0 in ANA)	2	5	0.0%	75.0%
2000-01	1-0-0-0 (1-0-0-0 in ANA)	3	1	50.0%	100.0%	2014-15	0-2-0 (0-1-0 in ANA)	4	9	14.3%	100.0%
2001-02	0-2-0-0 (0-1-0-0 in ANA)	4	6	28.5%	63.6%	2015-16	0-2-0 (0-1-0 in ANA)	1	7	0.0%	62.5%
2002-03	0-1-0-0 (0-0-0-0 in ANA)	0	2	0.0%	100.0%	2016-17	1-0-1 (1-0-0 in ANA)	4	3	10.0%	90.0%
2003-04	1-0-0-0 (0-0-0-0 in ANA)	2	0	0.0%	100.0%	2017-18	1-1-0 (0-1-0 in ANA)	5	3	66.7%	83.3%
2005-06	1-0-0 (1-0-0 in ANA)	4	2	28.6%	85.7%	2018-19	1-0-1 (0-0-1 in ANA)	4	3	25.0%	100.0%
2006-07	1-0-0 (0-0-0 in ANA)	4	3	50.0%	100.0%	<b>Totals</b>	<b>18-15-3 (9-7-2 in ANA)</b>	<b>88</b>	<b>85</b>	<b>16.2%</b>	<b>82.6%</b>

### ALL-TIME SERIES FAST FACTS

	Overall	@ Anaheim	@ Tampa Bay
<b>All-Time Series:</b>	18-15-3	9-7-2	9-8-1
<b>Current Streak:</b>	One Tampa Bay win	Two Tampa Bay wins	Two Anaheim wins
<b>Last Win by Anaheim:</b>	Nov. 27, 2018 (3-1)	Jan. 17, 2017 (2-1 OT)	Nov. 27, 2018 (3-1)
<b>Last Win by Tampa Bay:</b>	Dec. 31, 2018 (2-1 OT)	Dec. 31, 2018 (2-1 OT)	Feb. 4, 2017 (3-2 SO)
<b>Last 10 games:</b>	3-5-2	5-4-1	5-4-1
<b>Overtime Record:</b>	5-0-3	4-0-2	1-0-1
<b>Longest Winning Streak:</b>	Five games Nov. 5, 1997-Oct. 15, 1999	Three games, two times Last: Nov. 19, 2009-Nov. 22, 2013	Three games, two times Last: Dec. 29, 2003-Jan. 29, 2010
<b>Longest Losing Streak:</b>	Four games Feb. 8, 2015-Dec. 2, 2015	Two games, two times Last: Nov. 12, 2017-present	Five games Feb. 21, 2012-Feb. 4, 2017
<b>Last Shutout by Anaheim:</b>	Nov. 22, 2013 (1-0 OT)	Nov. 22, 2013 (1-0 OT)	Dec. 29, 2003 (2-0)
<b>Last Shutout by Tampa Bay:</b>	Nov. 21, 2015 (5-0)	None	Nov. 21, 2015 (5-0)
<b>Biggest Anaheim win:</b>	Four wins by three goals Nov. 21, 2015 (5-0)	Nov. 5, 1997 (5-2)	Three wins by three goals Nov. 21, 2015 (5-0)
<b>Biggest Tampa Bay win:</b>		Feb. 18, 2015 (4-1)	

## TORONTO MAPLE LEAFS

### ALL-TIME SERIES SUMMARY

Season	Series Results	GF	GA	Power Play	Penalty Killing	Season	Series Results	GF	GA	Power Play	Penalty Killing
1993-94	2-1-1 (1-1-0 in ANA)	10	8	20.0%	91.6%	2007-08	1-0-0 (1-0-0 in ANA)	5	0	50.0%	100.0%
1994-95	1-2-1 (1-0-1 in ANA)	12	10	26.7%	80.0%	2008-09	1-0-0 (0-0-0 in ANA)	2	2	0.0%	100.0%
1995-96	0-3-1 (0-2-0 in ANA)	10	15	9.5%	86.4%	2009-10	0-1-0 (0-1-0 in ANA)	3	6	33.3%	50.0%
1996-97	2-2-0 (2-0-0 in ANA)	11	12	21.1%	93.8%	2010-11	0-1-0 (0-0-0 in ANA)	2	5	0.0%	100.0%
1997-98	0-2-2 (0-2-0 in ANA)	8	14	0.0%	90.9%	2011-12	0-1-0 (0-1-0 in ANA)	2	5	50.0%	75.0%
1998-99	0-1-0 (0-0-0 in ANA)	1	4	0.0%	100.0%	2012-13	Did not play				
1999-00	1-0-0-0 (0-0-0-0 in ANA)	2	0	0.0%	100.0%	2013-14	0-2-0 (0-1-0 in ANA)	3	7	0.0%	60.0%
2000-01	0-1-0-0 (0-0-0-0 in ANA)	2	3	25.0%	87.5%	2014-15	1-1-0 (1-0-0 in ANA)	6	6	25.0%	83.3%
2001-02	0-1-0-0 (0-0-0-0 in ANA)	1	6	0.0%	100.0%	2015-16	0-1-1 (0-1-0 in ANA)	5	10	33.3%	72.7%
2002-03	0-1-0-0 (0-0-0-0 in ANA)	2	5	0.0%	100.0%	2016-17	2-0-0 (1-0-0 in ANA)	8	4	33.3%	85.7%
2003-04	1-0-0-0 (1-0-0-0 in ANA)	5	1	50.0%	100.0%	2017-18	0-2-0 (0-1-0 in ANA)	5	10	14.2%	80.0%
2005-06	0-1-0 (0-0-0 in ANA)	2	3	0.0%	66.7%	2018-19	0-1-1 (0-0-1 in ANA)	2	8	0.0%	80.0%
2006-07	Did not play					<b>Totals</b>	<b>12-25-7 (8-10-2 in ANA)</b>	<b>109</b>	<b>144</b>	<b>15.2%</b>	<b>84.9%</b>

### ALL-TIME SERIES FAST FACTS

	Overall	@ Anaheim	@ Toronto
<b>All-Time Series:</b>	12-25-7	8-10-2	4-15-5
<b>Current Streak:</b>	Four Toronto wins	Two Toronto wins	Two Toronto wins
<b>Last Win by Anaheim:</b>	Mar. 3, 2017 (5-2)	Mar. 3, 2017 (5-2)	Dec. 19, 2016 (3-2)
<b>Last Win by Toronto:</b>	Feb. 4, 2019 (6-1)	Nov. 16, 2018 (2-1 OT)	Feb. 4, 2019 (6-1)
<b>Last 10 games:</b>	3-5-2	4-5-1	2-7-1
<b>Overtime Record:</b>	1-0-7	0-0-2	1-0-5
<b>Longest Winning Streak:</b>	Two games, two times Last: Dec. 19, 2016-Mar. 3, 2017	Two games, two times Nov. 12, 2003-Jan. 9, 2008	One game, four times Last: Dec. 19, 2016
<b>Longest Losing Streak:</b>	Six games Oct. 26, 2009-Dec. 16, 2014	Three games Oct. 26, 2009-Mar. 10, 2014	Four games Jan. 20, 2011-Mar. 24, 2016
<b>Last Shutout by Anaheim:</b>	Jan. 9, 2008 (5-0)	Jan. 9, 2008 (5-0)	Nov. 9, 1999 (2-0)
<b>Last Shutout by Toronto:</b>	Jan. 6, 2016 (4-0)	Jan. 6, 2016 (4-0)	None
<b>Biggest Anaheim win:</b>	Two wins by five goals	Two wins by five goals	Nov. 9, 1999 (2-0)
<b>Biggest Toronto win:</b>	Two wins by five goals	Jan. 6, 2016 (4-0)	Two wins by five goals



## VANCOUVER CANUCKS

### ALL-TIME SERIES SUMMARY

Season	Series Results	GF	GA	Power Play	Penalty Killing	Season	Series Results	GF	GA	Power Play	Penalty Killing
1993-94	3-3-0 (1-2-0 in ANA)	18	13	12.0%	86.4%	2007-08	1-3-0 (1-1-0 in ANA)	7	10	10.0%	82.6%
1994-95	0-4-1 (0-1-1 in ANA)	7	21	0.0%	66.6%	2008-09	2-1-1 (1-0-1 in ANA)	18	18	28.6%	77.3%
1995-96	2-3-0 (1-2-0 in ANA)	10	17	4.5%	93.8%	2009-10	2-1-1 (1-0-1 in ANA)	15	12	33.3%	86.7%
1996-97	2-4-0 (1-2-0 in ANA)	17	24	24.2%	79.2%	2010-11	2-1-1 (1-1-0 in ANA)	12	13	26.7%	57.1%
1997-98	2-2-1 (1-0-1 in ANA)	13	15	13.0%	80.0%	2011-12	2-1-1 (1-1-0 in ANA)	14	14	23.5%	85.7%
1998-99	1-1-2 (0-0-2 in ANA)	15	14	36.8%	83.3%	2012-13	2-1-0 (0-1-0 in ANA)	10	9	50.0%	64.7%
1999-00	0-2-2-0 (0-0-2-0 in ANA)	8	17	37.5%	80.0%	2013-14	5-0-0 (3-0-0 in ANA)	24	6	36.4%	78.6%
2000-01	1-2-1-0 (1-1-0-0 in ANA)	7	14	26.7%	82.6%	2014-15	3-1-1 (1-0-1 in ANA)	11	7	14.3%	100.0%
2001-02	1-2-0-1 (1-0-0-1 in ANA)	6	9	6.3%	86.9%	2015-16	2-1-2 (1-1-1 in ANA)	13	7	27.3%	92.8%
2002-03	1-1-2-0 (1-0-1-0 in ANA)	10	12	26.7%	93.3%	2016-17	3-1-1 (1-1-0 in ANA)	14	9	10.0%	93.8%
2003-04	2-2-0-0 (0-2-0-0 in ANA)	7	9	0.0%	100.0%	2017-18	3-1-0 (2-0-0 in ANA)	13	5	25.0%	100.0%
2005-06	3-1-0 (1-1-0 in ANA)	15	8	25.0%	85.2%	2018-19	3-1-0 (2-0-0 in ANA)	10	11	18.2%	77.8%
2006-07	3-0-1 (1-0-1 in ANA)	14	6	16.0%	88.9%	<b>Totals</b>	<b>51-40-19 (24-17-13 in ANA)</b>	<b>308</b>	<b>300</b>	<b>20.8%</b>	<b>83.6%</b>

### ALL-TIME SERIES FAST FACTS

	Overall	@ Anaheim	@ Vancouver
<b>All-Time Series:</b>	51-40-19	24-17-13	27-23-6
<b>Current Streak:</b>	One Anaheim win	Four Anaheim wins	One Anaheim win
<b>Last Win by Anaheim:</b>	Mar. 26, 2019 (5-4)	Feb. 13, 2019 (1-0)	Mar. 26, 2019 (5-4)
<b>Last Win by Vancouver:</b>	Feb. 25, 2019 (4-0)	Mar. 5, 2017 (2-1)	Feb. 25, 2019 (4-0)
<b>Last 10 games:</b>	7-3-0	7-2-1	5-3-2
<b>Overtime Record:</b>	5-0-19	2-0-13	3-0-6
<b>Longest Winning Streak:</b>	Six games Apr. 25, 2013-Apr. 7, 2014	Four games Nov. 9, 2017-present	Six games, two times Last: Jan. 19, 2013-Jan. 27, 2015
<b>Longest Losing Streak:</b>	Six games Mar. 11, 1995-Dec. 22, 1995	Three games Apr. 15, 1995-Dec. 22, 1995	Three games, four times Last: Nov. 27, 2007-Dec. 22, 2008
<b>Last Shutout by Anaheim:</b>	Feb. 13, 2019 (1-0)	Feb. 13, 2019 (1-0)	Jan. 2, 2018 (5-0)
<b>Last Shutout by Vancouver:</b>	Feb. 25, 2019 (4-0)	Jan. 25, 2013 (5-0)	Feb. 25, 2019 (4-0)
<b>Biggest Anaheim win:</b>	Jan. 15, 2014 (9-1)	Jan. 15, 2014 (9-1)	Nov. 9, 2006 (6-0)
<b>Biggest Vancouver win:</b>	Mar. 24, 2000 (8-1)	Five wins by five goals	Mar. 24, 2000 (8-1)

## VEGAS GOLDEN KNIGHTS

### ALL-TIME SERIES SUMMARY

Season	Series Results	GF	GA	Power Play	Penalty Killing
2017-18	1-2-1 (0-2-0 in ANA)	8	11	22.2%	90.9%
2018-19	0-4-0 (0-2-0 in ANA)	3	14	9.1%	81.3%
<b>Totals</b>	<b>1-6-1 (0-4-0 in ANA)</b>	<b>11</b>	<b>25</b>	<b>15.0%</b>	<b>85.2%</b>

### ALL-TIME SERIES FAST FACTS

	Overall	@ Anaheim	@ Vegas
<b>All-Time Series:</b>	1-6-1	0-4-0	1-2-1
<b>Current Streak:</b>	Four Vegas wins	Four Vegas wins	Two Vegas wins
<b>Last Win by Anaheim:</b>	Feb. 19, 2018 (2-0)	None	Feb. 19, 2018 (2-0)
<b>Last Win by Vegas:</b>	Mar. 1, 2019 (3-0)	Mar. 1, 2019 (3-0)	Nov. 14, 2018 (5-0)
<b>Last 10 games:</b>	1-6-1	0-4-0	1-2-1
<b>Overtime Record:</b>	0-0-1	0-0-0	0-0-1
<b>Longest Winning Streak:</b>	One game Feb. 19, 2018	None	One game Feb. 19, 2018
<b>Longest Losing Streak:</b>	Four games Oct. 20, 2018-present	Four games Nov. 22, 2017-present	Two games Feb. 19, 2018
<b>Last Shutout by Anaheim:</b>	Feb. 19, 2018 (2-0)	None	Feb. 19, 2018 (2-0)
<b>Last Shutout by Vegas:</b>	Mar. 1, 2019 (3-0)	Mar. 1, 2019 (3-0)	Nov. 14, 2018 (5-0)
<b>Biggest Anaheim win:</b>	Feb. 19, 2018 (2-0)	None	Feb. 19, 2018 (2-0)
<b>Biggest Vegas win:</b>	Nov. 14, 2018 (5-0)	Two wins by three goals	Nov. 14, 2018 (5-0)

## WASHINGTON CAPITALS

### ALL-TIME SERIES SUMMARY

Season	Series Results	GF	GA	Power Play	Penalty Killing	Season	Series Results	GF	GA	Power Play	Penalty Killing
1993-94	0-2-0 (0-1-0 in ANA)	2	8	0.0%	80.0%	2007-08	Did not play				
1994-95	Did not play					2008-09	0-1-0 (0-1-0 in ANA)	4	6	20.0%	62.5%
1995-96	1-0-1 (0-0-1 in ANA)	4	3	0.0%	88.9%	2009-10	0-1-0 (0-0-0 in ANA)	1	5	0.0%	80.0%
1996-97	2-0-0 (1-0-0 in ANA)	9	5	20.0%	87.5%	2010-11	1-1-0 (0-1-0 in ANA)	8	8	50.0%	100.0%
1997-98	1-1-0 (1-0-0 in ANA)	8	7	28.6%	62.5%	2011-12	0-0-1 (0-0-0 in ANA)	4	5	100.0%	100.0%
1998-99	1-1-0 (1-0-0 in ANA)	1	1	10.0%	87.5%	2012-13	Did not play				
1999-00	2-0-0-0 (1-0-0-0 in ANA)	12	3	0.0%	80.0%	2013-14	1-1-0 (0-1-0 in ANA)	5	5	0.0%	62.5%
2000-01	1-1-0-0 (0-1-0-0 in ANA)	5	4	0.0%	88.9%	2014-15	0-1-1 (0-1-0 in ANA)	5	7	16.7%	83.3%
2001-02	1-1-0-0 (1-0-0-0 in ANA)	3	5	100.0%	81.8%	2015-16	1-0-1 (0-0-1 in ANA)	3	1	0.0%	100.0%
2002-03	1-0-0-0 (1-0-0-0 in ANA)	3	0	20.0%	100.0%	2016-17	1-1-0 (1-0-0 in ANA)	9	8	12.5%	75.0%
2003-04	1-0-0-0 (0-0-0-0 in ANA)	4	2	100.0%	85.7%	2017-18	1-0-1 (1-0-0 in ANA)	6	3	100.0%	100.0%
2005-06	0-0-1 (0-0-1 in ANA)	2	3	0.0%	100.0%	2018-19	2-0-0 (1-0-0 in ANA)	11	7	57.1%	87.5%
2006-07	1-0-0 (0-0-0 in ANA)	6	1	0.0%	85.7%	<b>Totals</b>	<b>19-12-6 (9-6-3 in ANA)</b>	<b>115</b>	<b>97</b>	<b>15.7%</b>	<b>83.7%</b>

### ALL-TIME SERIES FAST FACTS

	Overall	@ Anaheim	@ Washington
<b>All-Time Series:</b>	19-12-6	9-6-3	10-6-3
<b>Current Streak:</b>	Three Anaheim wins	Three Anaheim wins	One Anaheim win
<b>Last Win by Anaheim:</b>	Feb. 17, 2019 (5-2)	Feb. 17, 2019 (5-2)	Dec. 2, 2018 (6-5)
<b>Last Win by Washington:</b>	Dec. 16, 2017 (3-2 OT)	Mar. 7, 2016 (2-1 SO)	Dec. 16, 2017 (3-2 OT)
<b>Last 10 games:</b>	5-2-3	4-4-2	5-2-3
<b>Overtime Record:</b>	1-0-6	0-0-3	1-0-3
<b>Longest Winning Streak:</b>	Four games Mar. 19, 1996-Dec. 12, 1997	Four games Dec. 13, 1996-Oct. 19, 1999	Two games, three times Jan. 13, 2005-Dec. 8, 2006
<b>Longest Losing Streak:</b>	Four games Mar. 18, 2014-Mar. 7, 2016	Six games Jan. 13, 2006-Mar. 7, 2016	Two games, two times Last: Feb. 11, 2017-Dec. 16, 2017
<b>Last Shutout by Anaheim:</b>	Mar. 6, 2018 (4-0)	Mar. 6, 2018 (4-0)	Apr. 10, 2016 (2-0)
<b>Last Shutout by Washington:</b>	Oct. 10, 1998 (1-0)	None	Oct. 10, 1998 (1-0)
<b>Biggest Anaheim win:</b>	Oct. 19, 1999 (7-1)	Mar. 6, 2018 (4-0)	Oct. 19, 1999 (7-1)
<b>Biggest Washington win:</b>	Jan. 27, 2010 (5-1)	Oct. 29, 1993 (5-2)	Jan. 27, 2010 (5-1)

## WINNIPEG JETS

### ALL-TIME SERIES SUMMARY

Season	Series Results	GF	GA	Power Play	Penalty Killing	Season	Series Results	GF	GA	Power Play	Penalty Killing
1999-00	1-0-0-0 (1-0-0-0 in ANA)	4	1	25.0%	100.0%	2010-11	0-0-1 (0-0-1 in ANA)	4	4	42.9%	25.0%
2000-01	1-1-0-0 (0-1-0-0 in ANA)	7	6	50.0%	75.0%	2011-12	0-1-0 (0-0-0 in ANA)	3	5	25.0%	50.0%
2001-02	2-0-0-0 (1-0-0-0 in ANA)	9	1	11.1%	100.0%	2012-13	Did not play				
2002-03	1-1-0-0 (0-1-0-0 in ANA)	6	5	20.0%	75.0%	2013-14	2-1-0 (1-1-0 in ANA)	10	9	22.2%	75.0%
2003-04	0-1-0-0 (0-0-0-0 in ANA)	2	6	0.0%	75.0%	2014-15	3-0-0 (1-0-0 in ANA)	12	8	31.3%	81.3%
2005-06	1-0-0 (1-0-0 in ANA)	2	1	25.0%	100.0%	2015-16	2-0-1 (1-0-1 in ANA)	8	5	50.0%	100.0%
2006-07	1-0-0 (0-0-0 in ANA)	2	1	20.0%	85.7%	2016-17	2-0-1 (1-0-0 in ANA)	9	7	28.6%	91.7%
2007-08	Did not play					2017-18	1-1-1 (1-1-0 in ANA)	6	10	12.5%	71.4%
2008-09	0-1-0 (0-1-0 in ANA)	4	8	0.0%	66.7%	2018-19	0-2-1 (0-1-0 in ANA)	6	16	0.0%	58.3%
2009-10	0-1-0 (0-0-0 in ANA)	1	2	0.0%	75.0%	<b>Totals</b>	<b>17-10-5 (8-6-2 in ANA)</b>	<b>95</b>	<b>95</b>	<b>24.1%</b>	<b>79.7%</b>

### ALL-TIME SERIES FAST FACTS

	Overall	@ Anaheim	@ Winnipeg/Atlanta
<b>All-Time Series:</b>	17-10-5	8-6-2	9-4-3
<b>Current Streak:</b>	Four Winnipeg wins	One Winnipeg win	Four Winnipeg wins
<b>Last Win by Anaheim:</b>	Jan. 25, 2018 (4-3 SO)	Jan. 25, 2018 (4-3 SO)	Jan. 23, 2017 (3-2)
<b>Last Win by Winnipeg:</b>	Mar. 20, 2019 (3-0)	Mar. 20, 2019 (3-0)	Feb. 2, 2019 (9-3)
<b>Last 10 games:</b>	3-3-4	5-3-2	5-2-3
<b>Overtime Record:</b>	5-0-5	3-0-2	2-0-3
<b>Longest Winning Streak:</b>	Six games Mar. 31, 2014-Mar. 20, 2016	Three games Mar. 31, 2014-Jan. 3, 2016	Five games Oct. 6, 2013-Jan. 23, 2017
<b>Longest Losing Streak:</b>	Four games, two times Last: Mar. 23, 2018-present	Three games Feb. 15, 2009-Oct. 15, 2010	Four games Mar. 30, 2017-present
<b>Last Shutout by Anaheim:</b>	Nov. 14, 2001 (5-0)	Nov. 14, 2001 (5-0)	None
<b>Last Shutout by Winnipeg:</b>	Mar. 20, 2019 (3-0)	Mar. 20, 2019 (3-0)	None
<b>Biggest Anaheim win:</b>	Nov. 14, 2001 (5-0)	Nov. 14, 2001 (5-0)	Nov. 17, 2002 (5-1)
<b>Biggest Winnipeg win:</b>	Feb. 2, 2019 (9-3)	Feb. 15, 2009 (8-4)	Feb. 2, 2019 (9-3)

# 2019-20 OFFICIALS



## REFEREES

Name	Number	Name	Number	Name	Number
Anderson, Reid*	49	Lambert, Pierre	37	Pochmara, Brian	16
Blandina, Brandon*	39	L'Ecuyer, Frederick	17	Pollock, Kevin	33
Brenk, Jacob	26	Lee, Chris	28	Rank, Garrett	7
Charron, Francis	6	Luxmore, Thomas John	21	Rehman, Kyle	10
Chmielewski, Tom	18	MacDougall, Peter	38	Rooney, Chris	5
Dunning, Mitch*	43	Markovic, Michael*	47	Schlenker, Chris	3
Dwyer, Gord	19	McCauley, Wes	4	Schrader, Brandon*	46
Furlatt, Eric	27	McIsaac, Jon	2	Skilliter, Graham	24
Halkidis, Beaudry*	48	Meier, Brad	34	South, Furman*	44
Hanson, Trevor	14	Morton, Dean	36	St-Laurent, Francois	8
Hebert, Ghislain	22	Nicholson, Kendrick	30	St. Pierre, Justin	12
Hebert, Jean	15	O'Donnell, Conor*	39	Sutherland, Kelly	11
Joannette, Marc	25	O'Halloran, Dan	13	Syvret, Corey*	42
Kelly, Dan*	45	O'Rourke, Dan	9	Walsh, Ian	29
Kozari, Steve	40	Peel, Tim	20		

## LINESMEN

Name	Number	Name	Number	Name	Number
Alphonso, Shandor	52	Galloway, Ryan	82	Murphy, Brian	93
Amell, Derek	75	Gawryletz, Brandon	64	Murray, Jonny	95
Baker, Tyson*	88	Gawryletz, Travis	67	Nagy, Kory	97
Barton, Steve	59	Gibbons, Ryan	58	Nansen, Derek	70
Berg, Devin	87	Gibbs, Darren	66	Pancich, Bryan	94
Brisebois, David	96	Knorr, Trent	63	Racicot, Pierre	65
Cherrey, Scott	50	Kovachik, Brad	71	Rody, Vaughan	73
Cormier, Michel	76	Mach, Brian	78	Sericolo, Anthony	84
Daisy, Ryan	81	MacPherson, Matt	83	Shewchuk, Mark	92
Devorski, Greg	54	Marquis, Jesse*	86	Smith, Andrew	51
Driscoll, Scott	68	Miller, Steve	89	Suchanek, Libor	60
Flemington, Kyle*	55	Mills, Bevan	53	Tobias, James	61
Fournier, Julien*	56	Murchison, Kiel	79	Toomey, Travis*	90

\*Minor league official



# 2019-20 ANAHEIM DUCKS SEASON SCHEDULE

## SEPTEMBER

SUN	MON	TUE	WED	THU	FRI	SAT
1	2	3	4	5	6	7
8	9	10	11	12	13	14
15	16	17 @ SJS 7:00PM	18	19	20	21 @ ARI 6:00PM
22	23 @ LAK 7:30PM	24 SJS 7:00PM	25 LAK 7:00PM	26	27	28 ARI 7:00PM
29	30					

## JANUARY

SUN	MON	TUE	WED	THU	FRI	SAT
			1	2 * ARI 6:00PM	3	4
5 NSH 7:00PM	6	7 CBJ 7:00PM	8	9 DAL 7:00PM	10	11 CHI 5:30PM
12	13 STL 5:00PM	14	15	16 NSH 5:00PM	17 CAR 4:30PM	18
19	20	21	22	23	24	25
26	27 SJS 7:30PM	28	29 ARI 7:00PM	30	31 TBL 7:00PM	

## OCTOBER

SUN	MON	TUE	WED	THU	FRI	SAT
		1	2	3 ARI 7:00PM	4	5 SJS 7:00PM
6	7	8 DET 4:30PM	9	10 PIT 4:00PM	11 CBJ 4:00PM	12
13	14 BOS 10:00AM	15	16 BUF 7:00PM	17	18 CAR 7:00PM	19
20 CGY 6:00PM	21	22 NSH 5:00PM	23	24 DAL 5:30PM	25	26 COL 6:00PM
27 VGK 5:00PM	28	29 WPG 7:00PM	30	31		

## FEBRUARY

SUN	MON	TUE	WED	THU	FRI	SAT
						1 LAK 7:30PM
2	3	4 OTT 4:30PM	5	6 MTL 4:00PM	7 TOR 4:00PM	8
9	10 BUF 12:00PM	11 * STL 7:00PM	12	13 * CGY 7:00PM	14	15
16 VAN 2:00PM	17 CGY 1:00PM	18	19 FLA 7:00PM	20	21 COL 7:00PM	22
23 VGK 7:00PM	24	25 EDM 7:00PM	26	27	28 * PIT 7:00PM	29

## NOVEMBER

SUN	MON	TUE	WED	THU	FRI	SAT
					1 VAN 7:00PM	2
3 CHI 5:00PM	4 *	5 MIN 7:00PM	6	7	8	9
10	11 EDM 6:00PM	12 DET 7:00PM	13	14 SJS 7:00PM	15	16 * STL 5:00PM
17	18 WSH 4:00PM	19	20	21 FLA 4:00PM	22	23 TBL 4:00PM
24	25 NYI 7:00PM	26	27 ARI 6:30PM	28	29 WPG 1:00PM	30

## MARCH

SUN	MON	TUE	WED	THU	FRI	SAT
1 NJD 5:00PM	2	3 CHI 5:30PM	4 * COL 6:30PM	5	6 TOR 7:00PM	7
8 MIN 6:00PM	9	10 OTT 7:00PM	11	12	13	14 LAK 1:00PM
15 MTL 1:00PM	16	17	18 * BOS 7:00PM	19	20 * VAN 7:00PM	21
22	23 * EDM 6:00PM	24	25 * CGY 6:30PM	26	27	28 VAN 7:00PM
29 EDM 5:00PM	30	31				

## DECEMBER

SUN	MON	TUE	WED	THU	FRI	SAT
1	2 LAK 7:00PM	3	4	5	6 WSH 7:00PM	7
8 * WPG 12:00PM	9	10 MIN 9:00PM	11	12 LAK 7:00PM	13	14 NYR 1:00PM
15	16	17 PHI 4:00PM	18 NJD 4:00PM	19	20	21 NYI 10:00AM
22 NYR 9:30AM	23	24	25	26	27 VGK 7:00PM	28
29 PHI 5:30PM	30	31 * VGK 12:00PM				

## APRIL

SUN	MON	TUE	WED	THU	FRI	SAT
			1 * DAL 7:00PM	2	3 LAK 7:00PM	4 SJS 7:30PM

ALL TIMES PACIFIC | DATES & TIMES ARE SUBJECT TO CHANGE  
VISIT ANAHEIMDUCKS.COM FOR LATEST INFO

**HOME**

**AWAY**

PRESEASON

TV: ALL GAMES BROADCAST BY PRIME TICKET  
UNLESS OTHERWISE NOTED

★ FOX SPORTS WEST ● NBC SPORTS NETWORK ● KQCP-TV



ANAHEIMDUCKS.COM/TICKETS





# AM 830

HOME OF THE:



ESPN



3PM-7PM



9AM-NOON



YOUR PASSPORT TO ADVENTURE



**The Honda Passport. Named best in class by *Car and Driver*.\***

280-hp V-6 engine.<sup>†</sup> Intelligent Traction Management. Best-in-class interior space.\*\*  
And standard Honda Sensing® – a suite of safety and driver-assistive features.  
It's your passport to adventure.

**PASSPORT**



Official Vehicle of the NHL®

\**Car and Driver*, April 2019. 1280 hp @ 6000 rpm (SAE net). \*\*Class based on 5-passenger mid-CUV segment. Interior space includes cargo volume and passenger volume. Passport AWD Elite shown with Honda Genuine Accessories. Honda reminds you to properly secure cargo items. Cargo net not included. NHL and the NHL Shield are registered trademarks of the National Hockey League. © NHL 2019. All Rights Reserved. ©2019 American Honda Motor Co., Inc.