



STANLEY CUP  
PLAYOFFS



POSTSEASON

GUIDE



# TABLE OF CONTENTS

TABLE OF CONTENTS.....	2
2023-24 TEAM PHOTO .....	3
OWNERSHIP .....	4
FRONT OFFICE .....	5
EXECUTIVE COUNCIL.....	7
HOCKEY OPERATIONS .....	10
SCOUTING STAFF .....	16
COACHING STAFF .....	18
TRAINING & EQUIPMENT STAFF .....	22
2023-24 YEAR IN REVIEW .....	23
PLAYERS .....	40
2023-24 STANDINGS.....	68
PLAYOFF RECORDS .....	69



## COMMUNICATIONS CONTACTS

**Adelyn Biedenbach**  
Vice President of Communications  
biedenbacha@floridapanthers.com

**Chrissy Parente**  
Director of Corporate  
Communications  
parentec@floridapanthers.com

**Thomas Harding**  
Hockey  
Communications Manager  
hardingt@floridapanthers.com

**Veronica Lempicki**  
Media Relations Coordinator  
lempickiv@floridapanthers.com

**Amina King**  
Corporate Communications  
Coordinator  
kinga@floridapanthers.com

**Juliana David**  
Communications Coordinator  
davidj@floridapanthers.com

## COMMUNICATIONS TWITTER

Check the Florida Panthers Communications Twitter account @FlaPanthersPR for milestone updates, practice time updates and additional information.

## PANTHERS ONLINE PRESS BOX AND GAMEDAY SITES

The Florida Panthers Communications Department has created a media-specific website to deliver up-to-the-minute news and information about the organization for local and national media and broadcasters. The online press box can be located at: [www.floridapanthers.com/pressbox](http://www.floridapanthers.com/pressbox)



# 2023-24 FLORIDA PANTHERS



## **2023-24 FLORIDA PANTHERS HOCKEY CLUB**

**52-24-6 | 1st in Atlantic Division**

**GENERAL MANAGER: BILL ZITO**

**HEAD COACH: PAUL MAURICE**

**CAPTAIN: ALEKSANDER BARKOV**

### **(Left to Right)**

**Back Row:** Josh Mahura, Tobias Bjornfot, Dmitry Kulikov, Jonah Gadjovich, Steven Lorentz, Kevin Stenlund, Niko Mikkola, Eetu Luostarinen, Oliver Ekman-Larsson, Anton Lundell, Nick Cousins, Ryan Lomberg

**Third Row:** Aidan Cain, Derick Anderson, Tim Wittenauer, Evan Rodrigues, Uvis Balinskis, Kyle Okposo, Sam Bennett, Sam Reinhart, Carter Verhaeghe, Gustav Forsling, Vladimir Tarasenko, Brandon Montour, Dave DiNapoli, Brian Riedel, Mike Valcy, Jerome Burke

**Second Row:** Adelyn Biedenbach, Mike Huff, Amanda Winkelmayr, Scott Tinkler, Joe Wieszczek, Thomas Anderson, Dakota King, Teddy Richards, Matthew Tkachuk, Aaron Ekblad, Chris McLellan, Mike Joyce, Anthony Moore, Tom Bark, Braden Birch, Heather Ahearn, Bryan McCabe, Thomas Harding

**First Row:** Sergei Bobrovsky, Robb Tallas, John Congemi, Max Ivanov, Myles Fee, Tuomo Ruutu, Sylvain Lefebvre, Jamie Kompon, Paul Maurice, Aleksander Barkov, Bill Zito, Matt Caldwell, Vincent Viola, Doug Cifu, Roberto Luongo, Brett Peterson, Gregory Campbell, Sunny Mehta, Anthony Stolarz



## VINCENT VIOLA

### **CHAIRMAN, OWNER & GOVERNOR**

Vincent J. Viola is the Chairman, Owner and Governor of Sunrise Sports & Entertainment and the National Hockey League's Florida Panthers, as well as Chairman of the Florida Panthers Foundation. An entrepreneur, philanthropist, and veteran of the United States Army, Mr. Viola is a Brooklyn, N.Y. native and graduate of both the U.S. Military Academy at West Point and New York Law School. Mr. Viola is also Co-Founder and Chairman Emeritus of Virtu Financial, one of the nation's foremost providers of financial technology products and services, and former Chairman of the New York Mercantile Exchange (2001-2004).

Since his purchase of the Florida Panthers franchise in 2013, Mr. Viola's leadership, investments in the local community and dedication to growing the game of hockey in the State of Florida have not only transformed the team's on-ice performance—leading to a 2021-22 Presidents' Trophy win and a 2022-23 Prince of Wales Trophy—it helped to expand interest in the sport across the Sunshine State while making a positive impact in the lives of South Floridians.

Under Mr. Viola's stewardship, the Florida Panthers Foundation has refocused its mission on serving veterans, in addition to investing in children's education, conserving the endangered Florida panther, and growing youth hockey with an emphasis on furthering diversity, inclusion, and access to the game. Since then, the Foundation has provided free educational programming for hundreds of local public schools and continues to serve the community through ongoing outreach programs, crisis relief efforts, grant programs, and partnerships with local 501c3 organizations.

Mr. Viola, who was recognized in 2021 by Sports Business Journal for his advocacy in diverse and inclusive hiring, is one of four team owners on the NHL's Executive Inclusion Council to combat racism and accelerate diversity. Under his leadership, the Panthers have continued to further these efforts both on and off the ice, including the revitalization of Fort Lauderdale's historic War Memorial Auditorium and construction of a two-sheet team practice and community ice facility—the Baptist Health IcePlex—which will host an array of community hockey and skating programs and increase access to the sport of hockey to thousands of tri-county residents.


A graduate of the U.S. Army Airborne, Air Assault, Infantry, and Ranger Schools, Mr. Viola served as an infantry officer in the 101st Airborne Division, and his dedication to the U.S. military additionally led to his creation of the Florida Panthers' Heroes Among Us program, which has honored hundreds of veterans, and counting, since its inception in 2013.

As Chairman of the New York Mercantile Exchange (NYMEX) from 2001-2004, Mr. Viola's decisive leadership, guidance, and untiring efforts were credited with leading NYMEX's reopening following the terrorist attacks on the World Trade Center on September 11, 2001. Mr. Viola's commitment to our nation's security led to his founding of the Combating Terrorism Center at West Point. In 2023, Mr. Viola received the Financial Innovation Award from the Museum of American Finance as the Co-Founder and Chairman Emeritus of Virtu Financial.

A life-long horse racing enthusiast and owner of St. Elias Stables, Mr. Viola owns the 2017 Kentucky Derby and Florida Derby-winning horse, Always Dreaming, the 2019 Breeder's Cup Classic winner, Vino Rosso, and the 2023 Florida Derby winner, Forte.

Mr. Viola and his wife, Teresa, have three sons - John, Michael, and Travis - and several grandchildren.





**DOUG  
CIFU**

**VICE CHAIRMAN, PARTNER & ALTERNATE GOVERNOR**

Douglas A. Cifu is the Vice Chairman, Partner, and Alternate Governor of Sunrise Sports & Entertainment (SSE), the National Hockey League's Florida Panthers, Amerant Bank Arena, and SSE's additional operating entities. He is also Chief Executive Officer of Virtu Financial, one of the nation's foremost providers of financial technology products and services, which he co-founded along with Panthers Owner, Chairman, and Governor Vincent J. Viola in 2008.

Prior to Virtu, Cifu practiced law for 18 years at the international law firm Paul, Weiss, Rifkind, Wharton & Garrison LLP, where he was a partner. While there, Cifu served as a member of the firm's Management Committee, Deputy Chairman of the Corporate Department, and Co-Head of the Private Equity Group. Highly regarded by his peers, Cifu was recognized by Chambers USA and The Legal 500 as a leading mergers and acquisitions lawyer for buyouts and private equity transactions.

A native of Syosset, N.Y., Cifu graduated magna cum laude with a Bachelor of Arts degree from Columbia University, where he was elected a member of the Phi Beta Kappa academic honor society, before completing his J.D. at Columbia Law School.

Cifu currently serves on the board of directors of the U.S. Chamber of Commerce and the board of visitors of Columbia College at Columbia University.

He resides in Jupiter, Fla. with his wife, Melissa Lautenberg Cifu, their daughter, Rachel, and son, Daniel.



**MATT  
CALDWELL**

**PRESIDENT & CEO, ALTERNATE GOVERNOR**

Matthew Caldwell is the President, Chief Executive Officer, and Alternate Governor of the National Hockey League's Florida Panthers. A U.S. Army veteran and former Vice President at Goldman Sachs, Caldwell first joined the Panthers as Chief Operating Officer in 2014. Just two years later, at age 36, Caldwell assumed the role of President & Chief Executive Officer, making him the youngest CEO in all of U.S. professional sports at the time.

Over the past several years, Caldwell's strategic efforts have played a pivotal role in the rebirth of the Florida Panthers—from building a front office team that continues to set franchise records in ticket sales, TV viewership, and sponsorship revenue, to onboarding Florida Panthers General Manager Bill Zito in 2020, whose transformational work led the team to its first Presidents' Trophy for most points in the 2021-22 regular season.

Under Caldwell's leadership, the Panthers have also placed a heightened emphasis on advancing diversity, inclusion, and access, both within the sport of hockey and the community beyond.

As an extension of this mission, Caldwell has played an instrumental role in the Panthers revitalization of Fort Lauderdale's iconic War Memorial Auditorium and construction of a new two-sheet team practice and community ice facility—the Baptist Health IcePlex—which will host an array of community hockey and skating programs and increase access to the sport to thousands of tri-county residents.

Caldwell was named as a South Florida Business Journal Ultimate CEO in 2021, and has also received 'Forty Under 40' recognition by both Sports Business Journal (2018) and South Florida Business Journal (2016). He is a member of the Greater Fort Lauderdale Alliance CEO Council, Broward Workshop Executive Committee, and Orange Bowl Committee, and serves as an advisor on the Broward College District Board.

Caldwell completed his J.D. degree from Northwestern University School of Law, his MBA from Northwestern Kellogg School of Management, and his Bachelor of Science degree from West Point. He resides in Fort Lauderdale with his wife, Fernanda, and their children, Flora and Pedro.



## BILL ZITO

### **PRESIDENT, HOCKEY OPS. & GENERAL MANAGER, ALTERNATE GOVERNOR**

Bill Zito was named General Manager of the Florida Panthers on September 2, 2020. He was promoted to President, Hockey Operations and General Manager on April 15, 2024.

He is responsible for the club's hockey operations, including all matters relating to player personnel, scouting and minor league operations.

Zito overhauled the Panthers roster in his first season at the helm, quickly transforming the Cats into one of the most dynamic and exciting teams in the National Hockey League. In 2020-21, the Panthers set franchise records for points percentage (.705), goals per game (3.36) and shots on goal per game (34.9) en route to a second-place finish in the Central Division standings and a berth in the Stanley Cup Playoffs.

In 2021-22, the Panthers stayed atop the NHL standings for much of the campaign to earn the club's third division title and first Presidents' Trophy. The Panthers once again set club marks in points percentage (.744), goals per game (4.11) and shots on goal per game (37.3), earning a franchise-best 58 wins and 122 points, which marked the fourth-most points by a team in League history. The 2021-22 Cats were the first team since 1995-96 to average over four goals per game, and their 337 goals were the most of any club over that span. The Panthers combined 95-32-11 regular season record tied for the best mark of any club over that span, as well. Between Zito's first two seasons, the club boasted a league-leading 525 goals and paced all clubs with an average 3.80 goals per game and 36.3 shots on goal per game. Florida's 0.7283 points percentage under Zito's first two seasons at the helm is the highest points percentage through the first two seasons of any general manager in NHL history among those who started a season with a club in that position.

Improving every season under Zito's leadership, the Panthers 2022-23 season was highlighted by the hiring of veteran Head Coach Paul Maurice, the blockbuster acquisition of Matthew Tkachuk, an Eastern Conference Championship and the franchise's first-ever win in the Stanley Cup Final. The Panthers clawed their way into the 2023 playoffs as an eighth-seed, finishing the season with 43 fewer points than their Round 1 opponent—the League's all-time winningest regular season Boston Bruins—and defeating them in seven games. The Panthers became the second-ever team to overcome a 3-1 series deficit to defeat the Presidents' Trophy winner in any round, the eighth team to defeat the Presidents' Trophy winner in the opening round of the Stanley Cup Playoffs, and the third to do so via a Game 7 victory. After eliminating the Bruins, the Cats went on a rampage of eight wins in nine games, defeating the Toronto Maple Leafs in five games and sweeping the regular season's second-best team, the Carolina Hurricanes, punching their ticket to the franchise's second Stanley Cup Final appearance.

Off the ice, Zito established a first-of-its kind Goaltending Excellence Department, focused on a comprehensive, integrated experience and program for all goalies in the Panthers system and headed by Hockey Hall of Famer and Special Advisor to the GM, Roberto Luongo.

Prior to joining the Panthers, Zito spent seven seasons with the Columbus Blue Jackets organization (2013-14 to 2019-2020), serving as assistant general manager for six seasons before his promotion in 2019 to vice president of hockey operations, associate general manager and alternate governor. In 2015-16, Zito was named general manager for Columbus' American Hockey League affiliate, the Cleveland Monsters (then Lake Erie Monsters).

During Zito's first season with the Monsters, the club posted a franchise-record 97 points in the regular season and won its first-ever Calder Cup Championship. The Monsters produced a 15-2 record in the 2016 Calder Cup Playoffs, the best record for a team in four rounds in AHL history.

On the international stage, the Milwaukee, Wisc., native served as general manager for Team USA at the 2018 IIHF World Championship, capturing a bronze medal and posting a 6-2-0-2 (W-OTW-OTL-L) record, tied for the best-ever by a U.S. team in tournament play. Zito also served as a member of the management team for the United States at the 2015 IIHF World Championship, winning a bronze medal.

Prior to his career as an NHL executive, Zito founded and built Acme World Sports in 1995, building it into a world-renowned talent agency for hockey players. He represented Vezina Trophy winners Tim Thomas and Tuukka Rask, Vezina Trophy finalist Antti Niemi, Selke Trophy winner John Madden and All-Stars Kimmo Timonen and Brian Rafalski. Zito graduated from Yale University in 1987, where he earned a bachelor's degree in history. While at Yale, he played three seasons for the Bulldogs Division I men's ice hockey team. Following his graduation, Zito played one season of professional hockey in Europe before returning home to Wisconsin, where he attended law school at the University of Wisconsin-Madison from 1990-93. There he served as a graduate assistant and assistant coach for the Badgers hockey team as well as a radio color commentator until he graduated with his JD degree in 1993.

While attending high school in Milwaukee, Zito served as bat boy for the 1981 and 1982 Milwaukee Brewers under legendary general manager Harry Dalton, who encouraged Zito to one day pursue a career in management. In 1982, the Brewers owned the best record in Major League Baseball and won the American League pennant before falling to the St. Louis Cardinals in seven games in the 1982 World Series.

Zito and his wife, Julie, are the parents of twin daughters, Frankie and Gigi and son, Billy.



**LAUREN**  
**COCHRAN**

**CHIEF MARKETING OFFICER**

Lauren Cochran was named the Chief Marketing Officer of the Florida Panthers in January of 2023.

In her role, Cochran oversees marketing, content, creative, social media, game presentation, retail and digital media for the hockey club, Amerant Bank Arena, Panthers IceDen and Ft. Lauderdale War Memorial.

In her first year with the Club, the team experienced recording breaking retail numbers on the heels of the Reverse Retro jersey launch and a deep playoff run and was among the top clubs in the NHL in social media growth.

Prior to joining the Panthers, Cochran spent 10 seasons with the Miami Heat, rising to be Chief of Digital Marketing for the organization. While with the

Heat, Cochran led initiatives to expand e-commerce through dynamic, award-winning uniform campaigns and building out a digital marketing strategy that propelled corporate partnerships, ticket sales and retail success. Under her leadership, the Heat experienced sustained growth in both the club's digital presence and on social media through strategic and engaging content.

Cochran served seven years for the NHL's Philadelphia Flyers in roles ranging from sales and service to marketing and digital media.

A native of Richboro, Penn., Cochran graduated from George Washington University with a bachelor's degree in business administration in 2006.

She currently resides in Cooper City with her husband Elliot and three children.



**BRYCE**  
**HOLLWEG**

**CHIEF OPERATING OFFICER**

Bryce Hollweg was named the Chief Operating Officer of the Florida Panthers in July 2022 after serving as the organization's Executive Vice President since April 2021.

Hollweg oversees the organization's arena operations, food & beverage services, live entertainment, technology and the Panthers IceDen practice/recreational facility. He also oversees the War Memorial Auditorium revitalization in Fort Lauderdale.

Prior to joining the Panthers, Hollweg worked for the Aquilini Investment Group, serving as the Director of Information Technology for the Vancouver Canucks, and later, the Vice President & Managing Director for PH Restaurants LP, operating 55 Pizza Hut and 12 Dairy Queen franchise locations in British Columbia, Canada.

Following his graduation from the United States Military Academy at West Point, where he earned a Bachelor of Science in Management and Captained the Army West Point NCAA D1 Hockey Team, Hollweg served 10 years as a US Army Officer. His military career included assignments in Belgium, Germany, Afghanistan and South Korea, and culminated as a Professor of Military Science and Leadership at Embry-Riddle Aeronautical University in Daytona Beach, Florida.

He received his Master of Arts in Information Technology Management from Webster University and Executive Leadership Certificate from Cornell University.

Hollweg currently resides in Fort Lauderdale with his wife, Margaret.





**ROB**  
**STEVENSON**

**EXECUTIVE VICE PRESIDENT, PEOPLE & FACILITIES**

Rob Stevenson was named Executive Vice President of People and Facilities in July 2022 after serving as the Florida Panthers Senior Vice President and General Manager of Sunrise Sports & Entertainment Facilities for one season.

Stevenson oversees operations, facilities management, human resources and event services for the Florida Panthers, Amerant Bank Arena and Panthers IceDen.

Prior to joining the organization, Stevenson served as the Vice President of Goldman Sachs Ayco Personal Financial Management. Most recently, he led

Market Intelligence Recruitment efforts at global asset management firm Point72.

After graduating from Navy Officer Candidate School, Stevenson served two tours in Afghanistan with SEAL Team TWO, earning a Bronze Star Medal, Joint Service Commendation Medal, Army and Navy Commendation Medals. He is currently a Commander serving as a SEAL in the US Navy Reserve.

Stevenson earned his BA in Political Science & Russian from Amherst College while serving as co-captain on the men's ice hockey team and his MBA from Yale School of Management.

Stevenson currently resides in Boca Raton, FL with his wife Kristen and their children Jackson, Fitzgerald, Milo and Luna.



**JAMES**  
**SUH**

**CHIEF FINANCIAL OFFICER**

James Suh joined the Panthers as Chief Financial Officer in January of 2023.

Suh oversees all aspects of Sunrise, Sports & Entertainment's financial, accounting and legal affairs.

Prior to joining the Panthers, Suh spent 11 years with Maple Leaf Sports and Entertainment (MLSE). In his role as MLSE's Vice President of Finance, Suh oversaw and managed all aspects of financial planning & analysis, accounting, and cash flows. He also held roles in accounting, FP&A and audit at The Canadian Tire Corporation, Unilever and PricewaterhouseCoopers, respectively.

A native of Toronto, Ontario, Suh is a graduate of the University of Toronto with a bachelor's degree in commerce.

Suh currently resides in Parkland, Florida with his wife Jen and three children Noelle, Nahum and Nolan.



## SHAWN THORNTON

### CHIEF REVENUE OFFICER

Shawn Thornton joined the Florida Panthers executive staff on June 1, 2017, after playing three seasons with the club (2014-15 to 2016-17) over his 20-year professional hockey career.

Thornton began his tenure in the Panthers front office as Vice President, Business Operations, then served as the organization's Senior Vice President before becoming Chief Commercial Officer in October 2020. He was promoted to Chief Revenue Officer in July 2022 overseeing the club's revenue-driving departments. During his tenure with the team, he's overseen the partnership leading to the Panthers' first jersey patch in franchise history as well as the naming rights and other large scale endeavors.

In his executive role with the Panthers, Thornton also leads the team's Ticket Sales and Service, Community Relations, Foundation and Corporate Partnerships departments.

A proactive leader within the organization, Thornton has contributed to many of the Panthers community efforts ranging from youth hockey to hurricane relief and played a major role in assisting Marjory Stoneman Douglas High School and its hockey team following the tragic events at the school on February 14, 2018.

A published author, Shawn penned his memoir *Fighting My Way To the Top* to tell the story of his hockey career.

He played in his final NHL game as a member of the Panthers on April 8, 2017, against the Buffalo Sabres. A two-time Stanley Cup champion (2007, 2011), the native of Oshawa, Ontario, appeared in 705 NHL games with the Panthers (2014-15 to 2016-17), Boston Bruins (2007-08 to 2013-14), Anaheim Ducks (2006-07) and Chicago Blackhawks (2002-03 to 2005-06) recording 102 points (42-60-102). During his playing career with the Panthers, Thornton became the only player in professional hockey history to begin his career after expansion and play in over 700 NHL games and 600 American Hockey League games. He is the only player this century to record 10 fights, score 10 goals and win the Stanley Cup in the same season.

He founded the Shawn Thornton Foundation (@ThorntonFDN) in 2013 and serves as the Foundation's President and Director. The Shawn Thornton Foundation is dedicated to helping find cures for diseases close to his heart, specifically Parkinson's and cancer. Through his foundation, Thornton holds an annual 'Pucks and Punches for Parkinson's' golf event and does charitable work throughout Boston and South Florida.

Thornton resides in Parkland with his wife Erin and their daughters Nora and Ainsley.

## MARK ZARTHAR

### CHIEF STRATEGY OFFICER

Mark Zarthar was named Chief Strategy Officer of the Florida Panthers in January 2023.

Zarthar leads all Panthers' brand strategy, communications, business intelligence, ticket operations, and broadcast teams with an emphasis on long-term growth and innovation for the Florida Panthers, Amerant Bank Arena, Panthers IceDen and Ft. Lauderdale War Memorial.

Prior to joining the Panthers, Zarthar most recently held the role of Senior Vice President of Marketing for the NHL's Philadelphia Flyers where he led brand strategy, creative, digital media, advertising, in-game entertainment, merchandise, community relations and broadcasting for the Flyers and Wells Fargo Center. While with the Flyers, he launched On the Fly Productions, an in-house creative agency and 1,100-square-foot content studio, propelling an aggressive expansion of the organization's internal marketing capabilities.

Prior to his time in Philadelphia, Zarthar served as President of the Houston Astros' MiLB affiliate, the Fayetteville Woodpeckers. With the Woodpeckers, Zarthar oversaw the design, construction, and naming rights sale of Segra Stadium, a \$40.8 million sports and entertainment venue in Fayetteville's Historic Downtown. He led all operations of the Fayetteville Woodpeckers' inaugural season, including ballpark operations, marketing, tickets, corporate partnerships, and more. For his work in launching the Woodpeckers, Business North Carolina recognized Zarthar as one of the state's 20 Most Influential Sports Executives. Segra Stadium was named "Ballpark of the Decade" by Ballpark Digest. Prior to his time with the Astros, Zarthar held various positions in sports marketing and brand management for Anheuser-Busch InBev.

A Massachusetts native and graduate of the University of Richmond where he received a bachelor's degree in business administration, Zarthar holds an MBA from Northwestern University's Kellogg School of Management.

Zarthar lives in Fort Lauderdale, Fla. with his wife, Kathleen.



**PAUL**  
**KREPELKA**


**SENIOR VICE PRESIDENT**

Paul Krepelka was named Senior Vice President in September, 2023 after serving as Assistant General Manager of the Florida Panthers for three seasons.

Previously, Krepelka spent two seasons as the Vice President of Hockey Operations for the Carolina Hurricanes (2018-19 to 2019-20).

A native of Arlington, Mass., Krepelka spent 20 years as a sports agent including his time as co-founder and partner of Orr Hockey Group, helping it grow into a highly respected agency among NHL players.

A graduate of Princeton University where he played collegiate hockey, Krepelka played professionally in the ECHL for the Hampton Roads Admirals from 1991-92 to 1992-93, winning a Riley Cup with the Admirals in 1992. Krepelka earned his law degree from Suffolk University following his professional playing career.



**BRETT**  
**PETERSON**

**ASSISTANT GENERAL MANAGER**

Brett Peterson was named the Assistant General Manager of the Florida Panthers on Nov. 17, 2020.

Peterson served as the Vice President of Hockey for Wasserman Media Group prior to joining the Panthers and has been a certified NHL player agent since 2009 with Wasserman/Acme World Sports.

A native of Northborough, Mass., Peterson played five years of professional hockey (2004-05 to 2008-09) as a defenseman in the American Hockey League (AHL), ECHL and the International Hockey League (IHL).

Prior to his professional career, Peterson played four seasons for Boston College (2000-01 to 2003-04), where he appeared in 157 games, posting 28 points (8-20-28) and won a NCAA National Championship in 2001 with the team.

Peterson serves as an advisor/consultant to the NextGEN AAA Foundation hockey team, a nonprofit organization that provides mentoring and hockey programs to underprivileged youth and underserved communities. The all-minority team won the 2020 Beantown Summer Classic Tournament.





**GREGORY**  
**CAMPBELL**

**ASSISTANT GENERAL MANAGER**

Gregory Campbell was named Assistant General Manager in September, 2023 after serving as the Vice President of Player Personnel & Development for the Florida Panthers and the General Manager of the Charlotte Checkers.

Before joining Florida, Campbell spent four seasons as player development coach in the Columbus Blue Jackets organization.

A veteran of 803 NHL regular season games, Campbell was originally selected by Florida in the third round (67th overall) of the 2002 NHL Draft. He spent six seasons with the Panthers (2003-04 to 2009-10), registering 85 points (29-56-85) over 363 regular season games. As a player,

Campbell won championships on the professional, major junior and international stages, including winning a Stanley Cup with the Boston Bruins in 2011 and Memorial Cup and Ontario Hockey League Championships with the Kitchener Rangers in 2003.



**SUNNY**  
**MEHTA**

**ASSISTANT GENERAL MANAGER, HEAD OF ANALYTICS**

Sunny Mehta was named Assistant General Manager and Head of Analytics in September, 2023 after serving three seasons as the Florida Panthers Vice President of Hockey Strategy & Intelligence.

Mehta pioneered the first full-time analytics department in the NHL, serving as Director of Hockey Analytics for the New Jersey Devils for four seasons (2014-15 to 2017-18). He most recently held the position of Senior Data Scientist of Zeus Analytics. Mehta has consulted for the Washington Capitals (2019-20) and Arizona Coyotes (2010-11) and has consulted for six Major League Baseball (MLB) teams through a partnership with Zelus Analytics.

A native of Wyckoff, N.J., Mehta played varsity hockey for Ramapo High School in Franklin Lakes, N.J., and graduated from the University of Miami's Frost School of Music in 2000. Following his graduation, Mehta spent time as a professional musician and poker player and co-authored two bestselling books on poker strategy.

Following his professional poker career, he served as a Proprietary Derivatives Trader at Peak6 Capital Management at the Chicago Board of Trade.

Mehta received his master's degree in data science from City University of New York.



**RICK  
DUDLEY**

**SENIOR ADVISOR TO THE GENERAL MANAGER**

Rick Dudley was named Senior Advisor to the General Manager on Sept. 15, 2020.

Dudley has over 45 years of experience in professional hockey and over 20 years of experience as an NHL executive. He rejoins the Panthers front office after most recently serving as the Senior Vice President of Hockey Operations for the Carolina Hurricanes for two seasons. The native of Toronto, Ontario served two seasons as the Panthers General Manager (2002-03 to 2003-04).

Dudley has held senior executive roles with Carolina (2018-19 to 2019-20), the Montreal Canadiens (2012-13 to 2017-18), Toronto Maple Leafs (2011-12), Atlanta Thrashers (2009-10 to 2010-11), Chicago Blackhawks (2004-05 to 2008-09), Florida Panthers (2002-03 to 2003-04), Tampa Bay Lightning (1999-00 to 2002-03) and Ottawa Senators (1998-99). He has held the position of General Manager for Atlanta,

Florida, Tampa Bay and Ottawa.

Dudley spent three seasons as Head Coach of the Buffalo Sabres (1989-90 to 1991-92) and held GM and Head Coaching positions in the IHL, AHL and ACHL. He won the IHL Turner Cup Championship as GM of the Detroit Vipers in 1996-97 and was IHL Coach of the Year in 1987-88 with the Flint Spirits. He began his front office career in the ACHL with the Carolina Thunderbirds, serving as Owner, General Manager and Head Coach for four seasons (1982-83 to 1985-86).

He played in over 750 professional hockey games in the NHL, AHL, WHA, IHL and CHL. Undrafted, he played 309 career NHL games for the Buffalo Sabres (1972-73 to 1980-81) and Winnipeg Jets (1980-81), producing 174 points (75-99-174).



**PAUL  
FENTON**

**SENIOR ADVISOR TO THE GENERAL MANAGER**


Paul Fenton was named Senior Advisor to the General Manager on Sept. 15, 2020.

Fenton possesses over 20 years of NHL front office experience.

The native of Springfield, Mass., spent 20 years with the Nashville Predators organization, joining the franchise upon its inception as the Director of Player Personnel. Serving seven seasons in that role, Fenton was promoted to Assistant General Manager in 2006-07, a position he held until 2017-18. He also served as General Manager of Nashville's AHL affiliate, the Milwaukee Admirals for five seasons (2013-14 to 2017-18).

Most recently serving as a scout for the Columbus Blue Jackets, Fenton has served as General Manager of the Minnesota Wild (2018-19) and Team USA at the 2011 IIHF World Championship. He also served as Director of Player Personnel for Team North America at the 2016 World Cup of Hockey and as a professional scout (1993-94 to 1995-96) and Director of Pro Scouting (1996-97 to 1997-98) with the Mighty Ducks of Anaheim.

Undrafted, the Boston University alum, played professional hockey for 11 years, including eight seasons in the NHL. He played 411 career NHL games for the Hartford Whalers (1984-85 to 1985-86), New York Rangers (1986-87), Los Angeles Kings (1987-88 to 1988-89), Winnipeg Jets (1988-89 to 1990-91), Toronto Maple Leafs (1990-91), Calgary Flames (1990-91) and San Jose Sharks (1991-92), producing 183 points (100-83-183).



**LES**  
**JACKSON**

**SENIOR ADVISOR TO THE GENERAL MANAGER**

Les Jackson was named Senior Advisor to the General Manager in September, 2023 after having spent the previous three seasons as a professional scout for the Florida Panthers.

Before joining the Panthers, Jackson spent 32 seasons with the Dallas Stars/Minnesota North Stars franchise, serving in a multitude of hockey operations roles including co-general manager.

A Manning, Alberta, native, Jackson was drafted by the Boston Bruins in the fourth round (64th overall) of the 1972 NHL Draft. He played several seasons of minor league hockey before moving to coaching, including stints with the Tucson Icemen (IHL) and Brandon Wheat Kings (WHL). In

Brandon, he also served as general manager for three seasons before joining the North Stars organization.



**ROBERTO**  
**LUONGO**

**SPECIAL ADVISOR TO THE GENERAL MANAGER**

Roberto Luongo was named the Florida Panthers Special Advisor to the General Manager on Nov. 13, 2019.

Luongo oversees the Panthers Goaltending Excellence Department alongside Goaltending Consultant Francois Allaire.

Luongo spent 11 of his 19 NHL seasons with Florida, owning a number of Panthers franchise goaltending records including games played (572), wins (230) and shutouts (38). The five-time NHL All-Star ended his NHL playing career ranking second all-time in games played by a goaltender (1,044), third in wins (489) and ninth in shutouts (77). He is of only three goaltenders in NHL history to have played 1,000 NHL games.

The three-time Vezina Trophy finalist was selected by the New York Islanders in the first round (fourth overall) of the 1997 NHL Draft. Luongo appeared in 1,044 career NHL games for the NY Islanders (1999-00), Vancouver Canucks (2006-07 to 2013-14) and Florida (2000-01 to 2005-06, 2013-14 to 2018-19). During his time with the Canucks, Luongo reached the 2011 Stanley Cup Final and was awarded the William M. Jennings Trophy.

On the international stage, Luongo is a two-time Olympic Gold Medalist, helping backstop Team Canada to gold in 2010 and 2014. In his career with Canada at the IIHF World Championship, Luongo clinched gold at the 2003 and 2004 tournaments and also captured gold with Canada at the 2004 World Cup of Hockey.

On Oct. 29, 2019, Luongo was named to the Broward County Sports Hall of Fame and on March 7, 2020, Luongo became the first player in Panthers franchise history to have his jersey number (no. 1) retired.

On June 27, 2022, the Hockey Hall of Fame announced that Luongo had been elected Hockey Hall of Fame Honoured Membership in the Player Category. He became the fourth goaltender over the past 20 years to be elected on their first ballot.

Luongo resides in Parkland, Fla., with his wife, Gina, and their children, Gabriella and Gianni.



# HOCKEY OPERATIONS


## PLAYER DEVELOPMENT



**BRYAN MCCABE**  
Director of Player Personnel



**MIKE RYAN**  
Manager of Player  
Development



**PATRIC HORNQVIST**  
Scouting and Development  
Consultant



**TOMI MAKI**  
European Development Coach

## DATA SCIENCE



**AIDAN CAIN**  
Senior Systems Architect



**AMANDA WINKELMAYER**  
Data Engineer

# HOCKEY OPERATIONS




**BRADEN BIRCH**

Director of Hockey Operations  
& Salary Cap Management



**TOM BARK**

Director of Hockey Operations  
& Player Evaluation



**MIKE HUFF**

Vice President of Player  
Engagement



**JEROME BURKE**

Director of Hockey  
Administration



**HEATHER AHEARN**

Executive Assistant  
to the General Manager

## GOALTENDING DEPARTMENT



**FRANCOIS ALLAIRE**

Goaltending Consultant



**MAXIME OULET**

Goaltending Consultant



**JURGEN PENKER**

European Goaltending Coach

# AMATEUR SCOUTING STAFF



**SHANE CHURLA**  
Director, Amateur Scouting



**ADAM BEZAK**  
Amateur Scout



**DILLON DONNELLY**  
Amateur Scout



**JOSH MONK**  
Amateur Scout



**KEN MORIN**  
Amateur Scout



**BRETT TURNER**  
Amateur Scout



**JEFF TWOHEY**  
Amateur Scout



**JOAKIM HEDLUND**  
Head European Scout



**TOMMI HUHTALA**  
Amateur Scout



**ANDRÉ NIEC**  
European Scout



**VADIM PODREZOV**  
European Scout



**TOMMI SANTALA**  
European Scout



**OLEG YEVENKO**  
Director of European Scout



**RALFS BUKARTS**  
European Scouting Consultant



# PRO SCOUTING STAFF



**SEAN BACKMAN**  
Professional Scout



**P.J. FENTON**  
Professional Scout



**REID JACKSON**  
Amateur Scout



**DALTON PROUT**  
Professional Scout



## **PAUL MAURICE** **HEAD COACH**

Paul Maurice was named the head coach of the Florida Panthers on June 22, 2022. A veteran of 25 NHL seasons as a head coach, Maurice joined Florida after having spent nine seasons behind the bench with the Winnipeg Jets (2013-14 to 2021-22). He previously served as the head coach for the Hartford Whalers/Carolina Hurricanes (1995-96 to 2003-04, 2008-09 to 2011-12) and the Toronto Maple Leafs (2006-07 to 2007-08).

In his inaugural season in South Florida, Maurice steered the franchise to a Prince of Wales Trophy as well as the club's first win in the Stanley Cup Final, marking Maurice's second-career Stanley Cup appearance.

Previously, Maurice led the Carolina Hurricanes to the 2002 Stanley Cup Final and 2009 Eastern Conference Final and guided the Winnipeg Jets to the 2018 Western Conference Final.

Maurice, a native of Sault Ste. Marie, Ontario, has set numerous milestones throughout his extensive career behind an NHL bench. When he was first hired by the Hartford Whalers to serve as their head coach during the 1995-96 season, he became the then second youngest NHL head coach in League history. He owns the Winnipeg Jets franchise record for games coached (600) and wins (315) and was the youngest in League history to reach both 1,000 and 1,500 games as a head coach, and the second-youngest to earn 500 wins. Maurice is also one of three coaches to earn at least 300 wins with two different franchises.

Prior to his NHL head coaching career, Maurice spent two seasons (1993-94 to 1994-95) as head coach of the Detroit Jr. Red Wings of the Ontario Hockey League (OHL), culminating in an OHL championship in 1994-95.

Selected by the Philadelphia Flyers in the 12th round (252nd overall) of the 1985 NHL Draft, Maurice played four seasons with the Windsor Spitfires of the Ontario Hockey League from 1984-85 to 1987-88.

Maurice and his wife, Michelle, have three children: Sydney, Jake and Luke.





## **JAMIE KOMPON** **ASSISTANT COACH**

Jamie Kompon was named assistant coach of the Florida Panthers on August 10, 2022.

Kompon helped guide the team to the 2023 Stanley Cup Final in his first season as assistant coach.

He previously served as an assistant coach under Paul Maurice with the Winnipeg Jets from 2016-17 to 2021-22. He spent two seasons (2012-13 to 2013-14) as an assistant coach with the Chicago Blackhawks and six seasons (2006-07 to 2011-12) as an assistant coach with the Los Angeles Kings, winning back-to-back Stanley Cups with Los Angeles in 2012 and Chicago in 2013. Kompon also spent nine seasons (1997-98 to 2005-06) with the St. Louis Blues organization, serving in various hockey operations roles including

video coach, strength & conditioning coach, assistant coach and scouting coordinator.

Outside of the NHL, Kompon served as the general manager and head coach of the Portland Winterhawks of the Western Hockey League (WHL) during the 2014-15 and 2015-16 seasons, where Portland earned playoff berths in both seasons and reached the Western Conference Final in 2014-15. He also spent the 1996-97 season with the Baltimore Bandits of the American Hockey League (AHL) as an assistant coach.

On the international stage, Kompon served as video coach for Team Canada at the 2006 IIHF World Championship.

Kompon is a graduate of McGill University, where he skated four seasons (1985-86 to 1988-89) as a defenseman before spending two seasons (1989-90 to 1990-91) in the ECHL with the Hampton Roads Admirals, Cincinnati Cyclones and Winston-Salem Thunderbirds. His coaching career began when he served on the coaching staff at his alma mater from 1991-92 to 1995-96.



## **SYLVIAN LEFEBVRE** **ASSISTANT COACH**

Sylvian Lefebvre was named assistant coach on August 10, 2022.

Lefebvre helped guide the team to the 2023 Stanley Cup Final in his first season as assistant coach.

Prior to joining the Panthers, he spent three seasons with the San Diego Gulls of the American Hockey League (AHL) as an assistant coach.

A veteran of more than 14 years as an NHL and AHL coach, Lefebvre previously served as head coach of the Laval Rocket (2017-18), St. John's IceCaps (2015-16 to 2016-17) and Hamilton Bulldogs (2012-13 to 2014-15), as well as assistant coach of the Colorado Avalanche (2009-10 to 2011-12) and Lake Erie Monsters (2007-08 to 2008-09).

Prior to his coaching career, Lefebvre appeared in 945 games as a defenseman with the New York Rangers (1999-00 to 2002-03), Colorado Avalanche (1995-96 to 1998-99), Quebec Nordiques (1994-95), Toronto Maple Leafs (1992-93 to 1993-94) and Montreal Canadiens (1989-90 to 1991-92) recording 184 points (30-154-184). He won the 1995-96 Stanley Cup as a member of the Avalanche.

Following his North American playing career, he skated in one season (2003-04) with SC Bern of the Swiss National League A, helping the club to a league championship.



## **TUOMO RUUTU**

### **ASSISTANT COACH**

Tuomo Ruutu was named assistant coach on June 29, 2021.

He joined the Panthers coaching staff after having spent the previous two seasons with the New York Rangers, serving as an assistant director of player development in 2020-21. The native of Vantaa, Finland, also served as an assistant coach with Team Finland at the 2019, 2020 and 2021 IIHF U20 World Junior Championships, earning a Gold Medal (2019) and a Bronze Medal (2021) coaching Panthers forward and fellow HIFK (Liiga) alum Anton Lundell.

Originally selected by the Chicago Blackhawks in the first round (ninth overall) of the 2001 NHL Draft, Ruutu amassed 346 points (148-198-346) over 735 NHL games with the Chicago Blackhawks (2003-04 to 2007-08), Carolina Hurricanes (2007-08 to 2013-14), and New Jersey Devils (2013-14 to 2015-16).

Prior to his NHL career, Ruutu recorded 72 points (30-42-72) over 129 games in Finland's Liiga between HIFK (1999-00 and 2002-03) and Jokerit (2000-01 to 2001-02).

As a player on the international stage, Ruutu earned 10 medals over 12 tournaments representing Finland: Gold Medals at the 2000 IIHF U18 World Championship and the 2011 IIHF World Championship, Silver Medals at the 2001 IIHF U20 World Junior Championship and 2007 IIHF World Championship, and Bronze Medals at the 2002 and 2003 IIHF U20 World Junior Championships, 2006 and 2008 IIHF World Championships, and 2010 and 2014 Winter Olympic Games.



## **MYLES FEE**

### **ASSISTANT COACH**

Myles Fee was named assistant coach on August 10, 2022.

Fee helped steer the Panthers to the 2023 Stanley Cup Final.

He joined the Panthers after spending the past three seasons as a video coach with the Buffalo Sabres. He previously served as assistant coach/video for the Charlotte Checkers from 2016-17 to 2018-19, including a Calder Cup championship in his final season.

The Dauphin, Manitoba native spent seven seasons as video coach for the Edmonton Oilers. He also served as video coach for Team Europe at the 2016 World Cup of Hockey.

Fee previously served as a video analyst with the New York Rangers for four seasons, and in team services during the 2005-06 season.



## **ROBB TALLAS**

### **GOALTENDING COACH**

Robb Tallas has served as goaltending coach of the Panthers since the 2009-10 season and has coached and trained goaltenders including Roberto Luongo, Tomas Vokoun and Jose Theodore.

Undrafted, the native of Edmonton, Alberta, played 13 years of professional hockey including eight seasons in the NHL for the Boston Bruins (1995-96 to 1999-00) and Chicago Blackhawks (2000-01). Through his pro career, Tallas played in the AHL, ECHL, International Hockey League (IHL) and spent time overseas playing in Finland and Austria.

He founded the Robb Tallas Goalie Development school conducting camps at the Panthers IceDen in Coral Springs, Fla., and served as goaltending coach for Italy at the 2019 IIHF World Championship.



# COACHING & EQUIPMENT STAFF



**JOHN CONGEMI**  
Assistant Video Coach



**MAXIM IVANOV**  
Skills Coach

## EQUIPMENT STAFF



**TEDDY RICHARDS**  
Head Equipment Manager



**DAKOTA KING**  
Assistant Equipment Manager



**THOMAS ANDERSON**  
Assistant Equipment Manager



**JOE WIESZCZEK**  
Assistant Equipment Manager

# PERFORMANCE DEPT. & TRAINING STAFF

## PERFORMANCE DEPARTMENT



**CHRIS MCLELLAN**  
VP, Sports Performance



**MIKE JOYCE**  
Head Strength and  
Conditioning Coach



**ANTHONY MOORE**  
Assistant Strength and  
Conditioning Coach

## TRAINING STAFF



**DAVE DINAPOLI**  
Head Athletic Trainer



**BRIAN RIEDEL**  
Assistant Athletic Trainer



**TIM WITTENAUER**  
Director of Sports Performance  
& Rehabilitation



**MIKE VALCY**  
Massage Therapist



**DERICK ANDERSON**  
Director of Sports Psychology



STANLEY CUP  
PLAYOFFS



YEAR IN

REVIEW





# 2023-24 SEASON HIGHLIGHTS

## ROAD STREAKING

Sergei Bobrovsky won eight consecutive starts on the road, the longest road win streak of his career. Starting with a 5-1 victory at Edmonton on Dec. 16th, Bobrovsky posted a .937 save percentage and a 1.86 goals-against average allowing 15 goals against over the eight-game span that ended with a 1-0 loss to Carolina on Feb. 22. In that span, Bobrovsky allowed more than two goals once vs. Colorado on Jan. 6 (4 GA).

The Panthers won 11 consecutive road games from Dec. 27 to Feb. 20, establishing a new franchise record and falling just one win shy of tying the NHL record of 12 consecutive road wins achieved by the 2005-06 Detroit Red Wings and the 2014-15 Minnesota Wild. Matthew Tkachuk led all NHL skaters with 25 road points (11-14-25) during that span.

## POTENT POWERPLAY

The Panthers scored a power-play goal in 10 consecutive games from Jan. 22-Feb. 17 to match a franchise record (10 GP from Nov. 1-21, 2018). During that streak, Florida scored on 45.5% of their power-plays, scoring 15 times on 33 opportunities. Sam Reinhart led all skaters in the 2023-24 regular season with 27 power-play goals, establishing a new franchise record after tallying his 20th of the campaign amid the power-play goal streak on Jan. 27 at NYI.

## NOTABLE MILESTONES

The Panthers celebrated several milestones throughout the 2023-24 NHL regular season including the following NHL and franchise accomplishments:

- Paul Maurice became the second all-time in games coached on Jan. 24 vs. ARI, surpassing Barry Trotz (1812 games coached)
- Paul Maurice became the fourth winningest coach in NHL history with the Panthers win on April 4 at Ottawa, surpassing Lindy Ruff (864 wins)
- Aleksander Barkov appeared in his 672nd game with the Panthers on Nov. 11 at Detroit, surpassing Jonathan Huberdeau for the most all-time.
- Aleksander Barkov notched his 416th assist with the Panthers on Jan. 2 at Arizona to become the franchise leader among the four main categories (games played, goals, assists and points)
- Sergei Bobrovsky earned his 107th win as a Panther on October 19 vs. Toronto, surpassing John Vanbiesbrouck for the second most in franchise history (Luongo - 230 wins).
- Aaron Ekblad notched his 230th assist, the most by a Panthers defenseman in club history, on March 5 at New Jersey.

## GUS PLUS

Defenseman Gustav Forsling owned a league leading plus-56 rating, 10 higher than the next closest skater (Dylan DeMelo – plus-45). He has accumulated a plus-133 rating since joining the Panthers in 2021-22, pacing the team and ranking second among NHL skaters in that span. Of all league defenseman who have appeared in at least 75 games this season, Gustav Forsling ranks tied for fourth in one-ice even strength goals against (38).



# 2023-24 SEASON HIGHLIGHTS

## REINO'S ROAD TO 57

Sam Reinhart became the second player in franchise history to reach the 50-goal mark, and ended the 2023-24 season two goals shy of tying a franchise record 59 goals set by Pavel Bure in 2000-01. Reinhart set a new personal best and franchise record goal streak, tallying ten goals in eight games between Jan. 2 to Jan. 17. His 13-game point streak from January 2 to January 27 was the longest point streak of his career. Reinhart led the team in several scoring categories including the following:

- 12 multi-goal games
- Hat trick – January 6 at Colorado
- 11 game-winning goals
- 14 first period goals, 24 second period goals
- 27 home goals
- 5 shorthanded goals

## HIGHLIGHTS BY DATE

November 2, 2023 – Bobrovsky 22-save shutout at DET

November 27, 2023 – Bobrovsky 20-save shutout at OTT

December 16 to February 20 – Bobrovsky eight straight wins on the road

December 27 to February 20 – Panthers 11-game road win streak

January 6, 2024 – Sam Reinhart hat trick at COL

January 9, 2024 – Matthew Tkachuk hat trick at STL

January 22 to February 17 – 10 consecutive games with a power-play goal

February 10, 2024 – Bobrovsky 34-save shutout vs. COL

February 12, 2024 – Scored season-high nine goals vs. TBL

February 15, 2024 – Stolarz 45-save shutout at BUF

February 17, 2024 – 90 PIM at TBL

March 2, 2024 – Bobrovsky 34-save shutout at DET

March 12, 2024 – Overcame a three-goal deficit to win at DAL

April 4, 2024 – Bobrovsky 30-save shutout at OTT

April 9, 2024 – Stolarz 26-save shutout vs. OTT

April 11, 2024 – Bobrovsky 25-save shutout vs. CBJ



# 2023-24 TEAM ROSTER

## FORWARDS

No.	NAME	HT	WT	DATE OF BIRTH	BIRTH PLACE
16	Aleksander Barkov	6'3"	215	September 2, 1995	Tampere, FIN
9	Sam Bennett	6'1"	195	June 20, 1996	Holland Landing, ON, CAN
21	Nick Cousins	5'11"	186	July 20, 1993	Belleville, ON, CAN
12	Jonah Gadajovich	6'2"	209	October 12, 1998	Whitby, ON, CAN
94	Ryan Lomberg	5'9"	184	December 9, 1994	Richmond Hill, ON, CAN
18	Steven Lorentz	6'4"	216	April 13, 1996	Kitchener, ON, CAN
15	Anton Lundell	6'1"	190	October 3, 2001	Espoo, FIN
27	Eetu Luostarinen	6'3"	190	September 2, 1998	Siihlinjarvi, FIN
8	Kyle Okposo	6'0"	216	April 16, 1988	St. Paul, MN
13	Sam Reinhart	6'2"	193	November 6, 1995	West Vancouver, BC, CAN
17	Evan Rodrigues	5'11"	175	July 28, 1993	Toronto, ON, CAN
82	Kevin Stenlund	6'5"	215	September 20, 1996	Stockholm, SWE
10	Vladimir Tarasenko	6'1	219	December 13, 1991	Yaroslavl, RUS
19	Matthew Tkachuk	6'2"	206	December 11, 1997	Scottsdale, AZ
23	Carter Verhaeghe	6'2"	180	August 14, 1995	Toronto, ON, CAN

## DEFENSEMEN

No.	NAME	HT	WT	DATE OF BIRTH	BIRTH PLACE
26	Uvis Balinskis	6'0"	196	August 1, 1996	Ventspils, LAT
2	Tobias Bjornfot	6'1"	215	April 6, 2001	Upplands Vasby, SWE
5	Aaron Ekblad	6'4"	215	February 7, 1996	Windsor, ON, CAN
91	Oliver Ekman-Larsson	6'2"	191	July 17, 1991	Karlskrona, SWE
42	Gustav Forsling	6'0"	195	June 12, 1996	Linkoping, SWE
7	Dmitry Kulikov	6'1"	201	October 29, 1990	Lipetsk, RUS
28	Josh Mahura	6'0"	193	May 5, 1998	St. Albert, AB, CAN
77	Niko Mikkola	6'5"	206	April 27, 1996	Kiiminki, FIN
62	Brandon Montour	6'0"	199	April 11, 1994	Brantford, ON, CAN

## GOALTENDERS

No.	NAME	HT	WT	DATE OF BIRTH	BIRTH PLACE
72	Sergei Bobrovsky	6'2"	188	September 20, 1988	Novokuznetsk, RUS
41	Anthony Stolarz	6'6"	243	January 20, 1994	Edison, NJ

# HOW THE CATS WERE BUILT

## HOW THE PANTHERS WERE BUILT

**Uvis Balinskis...** Signed as a free agent on April 18, 2023

**Aleksander Barkov...** Selected in the first round (second overall) of the 2013 NHL Draft

**Sam Bennett...** Acquired from the Calgary Flames with a 2022 sixth round pick in exchange for a 2022 second round pick and Emil Heineman on April 12, 2021

**Tobias Bjornfot...** Claimed off waivers from the Vegas Golden Knights on March 8, 2024

**Sergei Bobrovsky...** Signed as an unrestricted free agent on July 1, 2019

**Nick Cousins...** Signed as an unrestricted free agent on July 13, 2022

**Aaron Ekblad...** Selected in the first round (first overall) of the 2014 NHL Draft

**Oliver Ekman-Larsson...** Signed as a free agent on July 1, 2023

**Gustav Forsling...** Claimed off waivers from the Carolina Hurricanes on Jan. 9, 2021

**Jonah Gadjovich...** Signed as a free agent on Oct. 16, 2023

**Dmitry Kulikov...** Signed as a free agent on July 1, 2023

**Ryan Lomberg...** Signed as an unrestricted free agent on Oct. 9, 2020

**Steven Lorentz...** Acquired from the San Jose Sharks with a 5th-round pick in 2025 NHL Draft in exchange for forward Anthony Duclair on July 1, 2023

**Anton Lundell...** Selected in the first round (12th overall) of the 2020 NHL Draft

**Eetu Luostarinen...** Acquired from the Carolina Hurricanes with defenseman Chase Priskie, forward Erik Haula and forward Lucas Wallmark in exchange for forward Vincent Trocheck on Feb. 23, 2020

**Josh Mahura...** Claimed off waivers from the Anaheim Ducks on Oct. 10, 2022

**Niko Mikkola...** Signed as a free agent on July 1, 2023

**Brandon Montour...** Acquired from the Buffalo Sabres in exchange for a 2021 third round pick on April 10, 2021

**Kyle Okposo...** Acquired from the Buffalo Sabres in exchange for defenseman Calle Sjalin and a conditional 2024 seventh round pick on March 8, 2024

**Sam Reinhart...** Acquired from the Buffalo Sabres in exchange for goaltender Devon Levi and a 2022 first round pick on July 24, 2021

**Evan Rodrigues...** Signed as a free agent on July 2, 2023

**Kevin Stenlund...** Signed as a free agent on July 1, 2023

**Anthony Stolarz...** Signed as a free agent on July 1, 2023

**Vladimir Tarasenko...** Acquired from the Ottawa Senators in exchange for a conditional 2024 fourth round pick and a 2025 third round pick on March 6, 2024

**Matthew Tkachuk...** Acquired from the Calgary Flames with a conditional 2025 fourth round pick in exchange for forward Jonathan Huberdeau, defenseman MacKenzie Weegar, forward Cole Schwindt, and a conditional 2025 first round pick on July 22, 2022

**Carter Verhaeghe...** Signed as an unrestricted free agent on Oct. 9, 2020

# CATEGORY LEADERS

## GAMES PLAYED

Eetu Luostarinen	82
Niko Mikkola	82
Sam Reinhart	82
Kevin Stelund	81

## GOALS

Sam Reinhart	57
Carter Verhaeghe	34
Matthew Tkachuk	26
Aleksander Barkov	23
Sam Bennett	20

## ASSISTS

Matthew Tkachuk	62
Aleksander Barkov	57
Carter Verhaeghe	38
Sam Reinhart	37
Gustav Forsling	29

## POINTS

Sam Reinhart	94
Matthew Tkachuk	88
Aleksander Barkov	80
Carter Verhaeghe	72

## PENALTY MINUTES

Jonah Gadjovich	104
Sam Bennett	100
Matthew Tkachuk	88
Ryan Lomberg	80
Oliver Ekman-Larsson	76

## PP GOALS

Sam Reinhart	27
Carter Verhaeghe	8
Matthew Tkachuk	6
Sam Bennett	5
Aleksander Barkov	5

## PP POINTS

Sam Reinhart	34
Matthew Tkachuk	32
Aleksander Barkov	29
Carter Verhaeghe	21
Brandon Montour	17

## SH GOALS

Sam Reinhart	5
Kevin Stenlund	2
Matthew Tkachuk	1

## GW GOALS

Sam Reinhart	11
Carter Verhaeghe	7
Aleksander Barkov	4
Kevin Stenlund	3
Brandon Montour	3
Nick Cousins	3
Oliver Ekman-Larsson	3

## OVERTIME GOALS

Sam Reinhart	3
Anton Lundell	1
Gustav Forsling	1
Carter Verhaeghe	1
Oliver Ekman-Larsson	1

## SHOTS

Matthew Tkachuk	280
Carter Verhaeghe	246
Sam Reinhart	233
Aleksander Barkov	193
Evan Rodrigues	186

## SHOOTING PERCENTAGE (MIN. 50 SHOTS)

Sam Reinhart	24.5
Vladimir Tarasenko	15.4
Carter Verhaeghe	13.8
Kevin Stenlund	13.6
Aleksander Barkov	11.9

## AVG. TOI PER GAME

Brandon Montour	23:27
Gustav Forsling	22:09
Aaron Ekblad	20:52
Sam Reinhart	20:18
Niko Mikkola	20:02

## BLOCKED SHOTS

Niko Mikkola	124
Gustav Forsling	102
Dmitry Kulikov	84
Oliver Ekman-Larsson	70
Brandon Montour	67

## HITS

Niko Mikkola	198
Ryan Lomberg	179
Sam Bennett	174
Matthew Tkachuk	151
Dmitry Kulikov	145

## TAKEAWAYS

Aleksander Barkov	61
Eetu Luostarinen	51
Gustav Forsling	41
Sam Bennett	40
Sam Reinhart	40



# GAME BY GAME

## Florida Panthers: Game By Game Summary

#	Date	Team	W-L-OT	Record	GF-GA	Scorers	W Goal	PP	PK	SF-SA	W-L Gldr.	Attend.
1	10/12/2023	@ Minnesota Wild	L	0-1-0	0-2		7	0-3	3-4	41-21	32 / 72	18976+
2	10/14/2023	@ Winnipeg Jets	L	0-2-0	4-6	13p,17,23,17	22	1-7	4-6	33-35	37 / 72	13410
3	10/16/2023	@ New Jersey Devils	W	1-2-0	4-3	13,23,77,13p	13	1-4	3-5	30-34	72 / 41	15023
4	10/19/2023	Toronto Maple Leafs	W	2-2-0	3-1	82,91,13s	91	0-4	4-5	24-30	72 / 35	19288+
5	10/21/2023	Vancouver Canucks	L	2-3-0	3-5	16,13,13	96	0-2	1-3	36-31	29 / 72	16991
6	10/24/2023	San Jose Sharks	W	3-3-0	3-1	23,13p,82,13	13	1-4	2-3	36-28	41 / 29	16142
7	10/28/2023	Seattle Kraken	W	4-3-0	3-2	42p,19,21	21	1-1	1-1	37-33	72 / 35	16780
8	10/30/2023	@ Boston Bruins	O*	4-3-1	2-3	16,13	18	0-3	1-1	37-26	35 / 72	17850+
9	11/02/2023	@ Detroit Red Wings	W	5-3-0	2-0	18,15	18	0-5	5-5	27-22	72 / 47	17233
10	11/04/2023	@ Chicago Blackhawks	L	5-4-1	2-5	91p,19	71	1-3	2-3	40-25	34 / 41	18666
11	11/06/2023	Columbus Blue Jackets	W*	6-4-1	5-4	94,42,16,21,23	23	0-1	1-2	46-23	72 / 30	17103
12	11/08/2023	@ Washington Capitals	W*	7-4-1	4-3	91,16,17,13	13	0-1	2-2	25-28	72 / 35	16104
13	11/10/2023	Carolina Hurricanes	W	8-4-1	5-2	19,26,16,23,82	16	0-2	3-3	35-30	72 / 32	17845
14	11/12/2023	Chicago Blackhawks	W	9-4-1	4-3	91,13p,13,23p	23	2-4	3-3	31-26	72 / 40	19359+
15	11/14/2023	@ San Jose Sharks	W	10-4-1	5-3	94,13p,23p,82,16	82	2-3	2-3	31-22	41 / 29	10108
16	11/16/2023	@ Los Angeles Kings	L	10-5-1	1-2	13	11	0-5	1-2	31-27	39 / 72	17243
17	11/17/2023	@ Anaheim Ducks	W	11-5-1	2-1	27,91	91	0-4	2-3	35-35	41 / 36	14932
18	11/20/2023	Edmonton Oilers	W	12-5-1	5-3	23p,77,77,82,9	82	1-4	3-3	33-29	72 / 30	19628+
19	11/22/2023	Boston Bruins	L	12-6-1	1-3	15	19	0-2	3-3	28-25	35 / 72	19327+
20	11/24/2023	Winnipeg Jets	L	12-7-1	0-3		62	0-2	2-2	33-31	37 / 72	18801
21	11/27/2023	@ Ottawa Senators	W	13-7-1	5-0	13p,13p,9p,23,27	13	3-7	6-6	37-20	72 / 70	15594
22	11/28/2023	@ Toronto Maple Leafs	O**	13-7-2	1-2	82	17	0-3	6-6	39-32	60 / 41	18508
23	11/30/2023	@ Montreal Canadiens	W	14-7-2	5-1	16,9,17,23p,91	9	1-4	6-6	29-22	72 / 30	21105+
24	12/02/2023	New York Islanders	L	14-8-2	3-4	13,19,23	16	0-2	1-2	45-27	30 / 41	18721
25	12/06/2023	Dallas Stars	W	15-8-2	5-4	17,13,23,16,17p	17	1-1	2-4	31-33	72 / 29	18376
26	12/08/2023	Pittsburgh Penguins	W	16-8-2	3-1	91,27,16	27	0-2	3-3	33-26	72 / 35	18640
27	12/10/2023	@ Columbus Blue Jackets	W	17-8-2	5-2	42,23,16p,19,27	16	1-2	2-2	35-19	41 / 73	16269
28	12/12/2023	@ Seattle Kraken	L	17-9-2	0-4		56	0-3	1-1	24-23	35 / 72	17151+
29	12/14/2023	@ Vancouver Canucks	L	17-10-2	0-4		96	0-3	2-3	36-18	35 / 72	18873+
30	12/16/2023	@ Edmonton Oilers	W	18-10-2	5-1	23,62,16,9p,23	62	1-3	2-2	39-39	72 / 30	18347+
31	12/18/2023	@ Calgary Flames	L	18-11-2	1-3	13p	11	1-5	5-5	34-24	25 / 41	16813
32	12/21/2023	St. Louis Blues	L	18-12-2	1-4	27	89	0-1	1-1	38-24	30 / 72	18753
33	12/23/2023	Vegas Golden Knights	W	19-12-2	4-2	9,42,23p,13p	23	2-6	2-2	42-25	72 / 30	19364+
34	12/27/2023	@ Tampa Bay Lightning	W	20-12-2	3-2	5,13,13s	13	0-3	3-3	31-29	72 / 88	19092+
35	12/29/2023	New York Rangers	W	21-12-2	4-3	17,13,13p,23	23	1-3	2-2	33-34	72 / 32	19723+
36	12/30/2023	Montreal Canadiens	W	22-12-2	4-1	27p,27p,9,23	27	2-3	1-2	26-19	41 / 34	19663+
37	01/02/2024	@ Arizona Coyotes	W	23-12-2	4-1	23,13p,19,42	13	1-5	2-2	38-22	72 / 70	4600+
38	01/04/2024	@ Vegas Golden Knights	W	24-12-2	4-1	9p,19p,23,13p	19	3-6	6-6	36-27	72 / 36	18044+
39	01/06/2024	@ Colorado Avalanche	W	25-12-2	8-4	23,13,13,91,13p,82,19,23	13	1-5	3-4	29-26	72 / 40	18132+
40	01/09/2024	@ St. Louis Blues	W	26-12-2	5-1	82,13p,19,19,19	13	1-3	4-4	31-30	41 / 30	18096+
41	01/11/2024	Los Angeles Kings	W*	27-12-2	3-2	9,19,13p	13	1-3	2-3	41-33	72 / 39	18616
42	01/13/2024	New Jersey Devils	L	27-13-2	1-4	13p	63	1-2	2-2	36-22	50 / 72	19526+
43	01/15/2024	Anaheim Ducks	O*	27-13-3	4-5	9p,13s,23p,9	17	2-4	5-5	33-26	36 / 41	17885
44	01/17/2024	Detroit Red Wings	O*	27-13-4	2-3	13s,42	71	0-2	3-3	34-29	34 / 72	17958
45	01/19/2024	Minnesota Wild	L	27-14-4	4-6	5,27,15,42	97	0-4	1-6	35-26	32 / 41	19595+
46	01/22/2024	@ Nashville Predators	W	28-14-4	4-1	13p,23,62,19	23	1-4	5-5	38-27	41 / 74	17159+
47	01/24/2024	Arizona Coyotes	W	29-14-4	6-2	19,13p,9,19,15,12	9	1-4	6-7	42-33	72 / 70	17020
48	01/26/2024	@ Pittsburgh Penguins	W**	30-14-4	3-2	17p,13p	13	2-3	7-8	31-37	72 / 39	18188+
49	01/27/2024	@ New York Islanders	W*	31-14-4	3-2	13p,19p,91	91	2-4	1-1	37-23	41 / 40	17255+
50	02/06/2024	Philadelphia Flyers	L	31-15-4	1-2	23p	27	1-2	1-1	21-25	33 / 41	17340
51	02/08/2024	Washington Capitals	W	32-15-4	4-2	19,13p,94,27	94	1-5	2-3	41-23	72 / 35	17645
52	02/10/2024	Colorado Avalanche	W	33-15-4	4-0	23p,13p,27,16	23	2-2	1-1	41-34	72 / 40	19304+
53	02/14/2024	@ Pittsburgh Penguins	W	34-15-4	5-2	19,12,5p,15,15	5	1-2	4-4	23-27	72 / 35	17627
54	02/15/2024	@ Buffalo Sabres	W	35-15-4	4-0	23,15,23,94p	23	1-3	2-2	30-45	41 / 31	14277
55	02/17/2024	@ Tampa Bay Lightning	W	36-15-4	9-2	62,9,82,42,19p,19p,23,9p,23	82	3-4	3-4	30-30	72 / 88	19092+
56	02/20/2024	Ottawa Senators	W*	37-15-4	3-2	5,62,15	15	0-3	2-2	34-30	72 / 30	19000
57	02/22/2024	@ Carolina Hurricanes	L	37-16-4	0-1		20	0-3	1-1	45-29	52 / 72	18700+
58	02/24/2024	Washington Capitals	W*	38-16-4	3-2	21,16p,42	42	1-3	2-4	29-24	41 / 79	19887+
59	02/27/2024	Buffalo Sabres	W	39-16-4	3-2	9,19p,62p	62	2-5	3-4	37-30	72 / 1	18243
60	02/29/2024	Montreal Canadiens	W**	40-16-4	4-3	16,13p,13s	15	1-5	3-4	35-31	41 / 35	18918
61	03/02/2024	@ Detroit Red Wings	W	41-16-4	4-0	62,13p,17,16p	62	2-5	5-5	37-21	72 / 34	19515+
62	03/04/2024	@ New York Rangers	W	42-16-4	4-2	13p,13,94,15	94	1-3	2-4	30-28	72 / 31	18006+
63	03/05/2024	@ New Jersey Devils	W	43-16-4	5-3	21,17p,27,21,13	21	1-2	2-3	31-24	41 / 40	16042
64	03/07/2024	Philadelphia Flyers	L	43-17-4	1-2	42	19	0-1	1-1	30-26	33 / 72	18817
65	03/09/2024	Calgary Flames	W	44-17-4	5-1	10,16,9,10,82s	16	0-1	3-4	31-35	41 / 25	19358+
66	03/12/2024	@ Dallas Stars	W	45-17-4	4-3	13p,16p,9,16p	16	3-4	4-5	30-30	72 / 29	18532+
67	03/14/2024	@ Carolina Hurricanes	L	45-18-4	0-4		24	0-3	5-5	21-35	31 / 72	18700+
68	03/16/2024	Tampa Bay Lightning	L	45-19-4	3-5	19s,13p,13	91	1-7	6-7	50-16	88 / 72	19396+
69	03/21/2024	Nashville Predators	L	45-20-4	0-3		14	0-2	2-3	33-37	32 / 72	19780+
70	03/23/2024	@ New York Rangers	O**	45-20-5	3-4	19,27,23	10	0-2	2-3	30-37	31 / 72	18006+
71	03/24/2024	@ Philadelphia Flyers	W	46-20-5	4-1	13,10p,23,13	10	1-2	4-5	15-33	41 / 32	18712
72	03/26/2024	Boston Bruins	L	46-21-5	3-4	17,13,23	18	0-3	3-4	21-21	1 / 72	18689
73	03/28/2024	New York Islanders	L	46-22-5	2-3	10,16	44	0-1	6-6	28-24	40 / 41	19201
74	03/30/2024	Detroit Red Wings	W**	47-22-5	3-2	16,16	13	0-1	4-6	38-22	72 / 34	19290+
75	04/01/2024	@ Toronto Maple Leafs	L	47-23-5	4-6	62,10,13,9	23	0-4	3-3	30-23	35 / 72	18776
76	04/02/2024	@ Montreal Canadiens	L	47-24-5	3-5	15,16,9	22	0-5	6-7	40-38	35 / 41	21105+
77	04/04/2024	@ Ottawa Senators	W	48-24-5	6-0	21,7,15,9,13,19p	21	1-2	6-6	31-30	72 / 70	17653
78	04/06/2024	@ Boston Bruins	O*	48-24-6	2-3	19,16	70	0-3	4-5	29-29	35 / 72	17850+
79	04/09/2024	Ottawa Senators	W	49-24-6	2-0	15p,21	15	1-5	3-3	30-26	41 / 70	17872
80	04/11/2024	Columbus Blue Jackets	W	50-24-6	4-0	19,17,13,10	19	0-2	1-1	46-25	72 / 73	18451
81	04/13/2024	Buffalo Sabres	W*	51-24-6	3-2	15,82s,13	13	0-3	1-2	42-29	72 / 1	19319+
82	04/16/2024	Toronto Maple Leafs	W	52-24-6	5-2	23,9,13,62,13	13	0-6	4-5	42-26	41 / 60	18317

# PLAYER GAME BY GAME



## Florida Panthers: Player Game By Game Summary

Skaters: Goals-Assists (Game-Winning), Shots / (+/-), TOI

Goalies: Goals Allowed/Shots, Decision, Minutes Played

Date	Opp.	BJORNFOT #2	EKLAD #5	KULIKOV #7	OKPOSO #8	BENNETT #9	TARASENKO #10	GADJOVICH #12
Oct 12	@ MIN	DNP	DNP	0-0/2/0 19:43		DNP		DNP
Oct 14	@ WPG	DNP	DNP	0-1,1/-1 16:50		DNP		DNP
Oct 16	@ NJD	DNP	DNP	0-1,1/-1 18:54		DNP		DNP
Oct 19	Vs TOR	DNP	DNP	0-1,0/2 19:08		DNP		DNP
Oct 21	Vs VAN	DNP	DNP	0-0/0/1 19:44		DNP		DNP
Oct 24	Vs SJS	DNP	DNP	0-0/1/0 18:36		DNP		DNP
Oct 28	Vs SEA	DNP	DNP	0-2,0/2 18:48		DNP		DNP
Oct 30	@ BOS	DNP	DNP	0-0,0/-1 16:34		0-0,1/-1 07:54		DNP
Nov 2	@ DET	DNP	DNP	0-1,0/2 18:39		DNP		DNP
Nov 4	@ CHI	DNP	DNP	0-0,2/-1 20:23		DNP		DNP
Nov 6	Vs CBJ	DNP	DNP	0-0,1/0 21:29		DNP		DNP
Nov 8	@ WSH	DNP	DNP	0-0,2/0 21:59		DNP		DNP
Nov 10	Vs CAR	DNP	DNP	0-0,4/-1 22:33		DNP		DNP
Nov 12	Vs CHI	DNP	DNP	0-0,1/-1 19:47		0-0,0/0 16:51		DNP
Nov 14	@ SJS	DNP	DNP	0-0,2/1 23:12		0-0,0/-2 15:11		DNP
Nov 16	@ LAK	DNP	DNP	0-0,2/-1 17:51		0-0,2/-1 15:11		DNP
Nov 17	@ ANA	0-0,4/0 20:05		0-0,0/1 12:19		0-0,4/0 18:40		0-0,2/0 06:20
Nov 20	Vs EDM	0-0,5/0 20:56		0-0,0/1 15:29		1-0,2/1 17:27		0-0,0/0 03:27
Nov 22	Vs BOS	0-0,1/0 23:30		0-0,2/-2 13:37		0-0,4/-1 21:31		0-0,0/-1 06:09
Nov 24	Vs WPG	0-0,3/0 21:13	DNP			0-0,2/-1 15:41		0-0,1/0 08:17
Nov 27	@ OTT	0-0,2/0 25:47		0-1,0/1 10:28		1-1,4/1 18:28		0-0,2/0 04:55
Nov 28	@ TOR	0-1,3/1 23:01		0-0,1/-1 16:32		0-0,4/0 16:33		0-1,2/0 06:42
Nov 30	@ MTL	0-0,0/1 21:28		0-1,1/1 16:33		1-0(W),2/0 15:45		0-0,1/0 08:41
Dec 2	Vs NYI	0-1,5/1 20:47		0-0,0/-1 14:28		0-0,1/2 19:22		DNP
Dec 6	Vs DAL	0-1,2/1 23:32		0-0,0/-1 15:06		0-1,1/1 14:16		0-0,1/-1 09:12
Dec 8	Vs PIT	0-1,1/1 21:52		0-0,1/1 14:28		0-0,1/-1 16:09		0-0,1/0 06:37
Dec 10	@ CBJ	0-0,0/2 18:40	DNP			0-1,2/0 18:16		DNP
Dec 12	@ SEA	0-0,1/-1 20:07	DNP			0-0,1/0 17:20		DNP
Dec 14	@ VAN	0-0,1/0 12:29		0-0,1/-1 13:33		0-0,1/-1 17:41		DNP
Dec 16	@ EDM	DNP		0-0,2/0 15:33		1-2,3/3 15:37		DNP
Dec 18	@ CGY	0-0,4/0 22:07		0-0,1/-1 15:30		0-0,5/-1 19:26		DNP
Dec 21	Vs STL	0-0,1/1 18:59		0-1,2/0 16:36		0-0,3/-1 17:35		DNP
Dec 23	Vs VGK	0-0,1/-1 22:12		0-0,2/-1 16:53		1-0,3/1 16:28		DNP
Dec 27	@ TBL	1-0,2/1 22:07		0-0,1/1 13:26		0-0,2/-1 16:00		DNP
Dec 29	Vs NYR	0-0,0/1 21:55		0-0,1/-1 11:45		0-0,1/1 17:37		DNP
Dec 30	Vs MTL	0-2,0/1 20:30		0-0,0/1 17:04		1-1,2/1 14:37		DNP
Jan 2	@ ARI	0-0,4/0 24:15		0-0,2/1 13:53		0-0,3/1 15:09		DNP
Jan 4	@ VGK	0-1,4/-1 18:46		0-0,0/0 18:39		1-0,4/1 18:43		0-0,1/0 05:41
Jan 6	@ COL	0-1,2/3 20:33		0-0,0/1 17:18		0-1,1/0 10:58		0-0,0/0 05:44
Jan 9	@ STL	0-0,1/3 22:16		0-1,1/1 16:27		0-0,3/1 17:28		0-1,1/1 08:40
Jan 11	Vs LAK	0-0,0/1 21:14		0-0,2/0 14:49		1-0,3/1 18:40		0-0,0/0 07:01
Jan 13	Vs NJD	0-0,1/0 24:24		0-0,0/-2 13:49		0-0,1/2 18:16		0-0,3/0 06:43
Jan 15	Vs ANA	0-0,2/0 22:17	DNP			2-0,4/2 16:35		0-0,1/-1 06:36
Jan 17	Vs DET	0-0,2/2 22:22		0-1,1/0 15:03		0-1,3/1 20:15		0-0,1/0 06:40
Jan 19	Vs MIN	1-3,2/4 20:28		0-0,1/0 13:09		0-0,3/1 21:53		0-0,0/0 04:42
Jan 22	@ NSH	0-0,4/0 21:02		0-0,3/-1 17:05		0-3,1/3 17:30		0-0,0/0 08:36
Jan 24	Vs ARI	0-0,3/2 18:43		0-0,3/1 18:34		1-0(W),5/2 13:54		1-0,1/2 07:44
Jan 26	@ PIT	0-0,2/-1 26:04		0-0,1/0 11:35		0-1,4/0 17:17		0-0,0/0 05:20
Jan 27	@ NYI	0-0,2/-2 21:27		0-0,0/0 14:31		0-0,2/1 15:47		0-0,0/0 09:12
Feb 6	Vs PHI	0-0,2/-1 19:48		0-0,1/0 16:58		0-0,0/0 16:57		0-0,1/-1 08:18
Feb 8	Vs WSH	0-0,7/1 22:49		0-1,2/1 14:33		0-0,1/1 16:34		0-0,3/1 08:26
Feb 10	Vs COL	0-0,1/0 22:31		0-1,1/1 14:47		0-0,1/0 14:48		0-0,1/0 11:44
Feb 14	@ PIT	1-0(W),3/1 23:04		0-0,2/0 12:48		0-0,1/0 15:07		1-0,1/0 05:08
Feb 15	@ BUF	0-0,1/1 19:00		0-0,0/0 17:21		0-0,1/0 14:36		0-0,1/0 10:44
Feb 17	@ TBL	DNP		0-1,0/2 20:27		2-2,3/4 12:54		0-0,1/0 10:59
Feb 20	Vs OTT	DNP		0-0,0/0 15:54		0-0,2/-1 15:51		0-0,1/0 06:57
Feb 22	@ CAR	0-0,1/0 23:20		0-0,1/0 17:33		0-0,7/0 21:08		0-0,1/0 09:45
Feb 24	Vs WSH	0-0,2/0 20:58		0-1,0/1 17:46		0-1,5/1 19:42		0-0,1/0 05:16
Feb 27	Vs BUF	0-0,3/-1 21:29		0-0,1/0 16:40		1-0,3/1 16:53		0-0,0/0 08:15
Feb 29	Vs MTL	0-0,1/0 21:04		0-0,1/0 15:31		0-0,7/-1 19:19		DNP
Mar 2	@ DET	0-0,1/0 22:51		0-0,3/1 15:38		0-0,4/0 18:06		DNP
Mar 4	@ NYR	0-0,3/3 20:49		0-0,0/1 16:53		0-0,3/1 15:00		0-0,0/1 08:05
Mar 5	@ NJD	0-1,2/3 22:43		0-1,0/0 17:00		0-1,0/1 18:15		0-0,0/0 08:47
Mar 7	Vs PHI	0-1,0/0 22:05		0-0,1/0 14:55		0-0,2/-2 17:15	0-0,2/0 15:09	DNP
Mar 9	Vs CGY	DNP	0-0,0/0 05:10	0-0,0/2 17:47	DNP	1-0,2/1 14:38	2-1,2/3 13:28	DNP
Mar 12	@ DAL	DNP	DNP	0-0,0/-1 15:04	0-0,1/0 10:34	1-0,4/0 15:20	0-0,1/-1 12:06	DNP
Mar 14	@ CAR	DNP	DNP	0-0,0/-1 17:12	0-0,2/-1 12:55	DNP	0-0,0/-2 15:56	0-0,0/0 07:58
Mar 16	Vs TBL	DNP	DNP	0-0,0/0 04:46	DNP	0-1,4/0 15:30	0-0,2/-3 14:25	DNP
Mar 21	Vs NSH	DNP	DNP	DNP	DNP	0-0,3/-1 16:39	0-0,1/0 12:11	0-0,0/0 10:27
Mar 23	@ NYR	0-0,1/0 17:01	DNP	DNP	0-0,2/0 09:57	0-0,2/2 19:01	0-0,2/-1 14:02	DNP
Mar 24	@ PHI	DNP	DNP	0-0,0/1 20:36	DNP	0-1,1/0 16:19	1-0(W),1/0 12:23	DNP
Mar 26	Vs BOS	DNP	DNP	0-1,0/1 16:53	DNP	0-0,0/-1 17:12	0-1,1/1 15:26	DNP
Mar 28	Vs NYI	DNP	DNP	0-0,1/-1 22:13	0-1,3/0 16:07	DNP	1-0,2/1 13:54	DNP
Mar 30	Vs DET	DNP	DNP	0-1,0/1 21:56	0-0,2/0 14:23	DNP	0-0,3/0 15:05	0-0,0/0 12:07
Apr 1	@ TOR	DNP	DNP	0-0,2/0 19:16	0-0,0/-2 12:32	DNP	1-2,4/-1 15:48	0-0,0/-1 08:13
Apr 2	@ MTL	DNP	DNP	0-0,1/1 07:16	0-1,1/0 17:04	0-0,1/1 10:49	1-0,2/1 13:09	0-1,3/-1 17:46
Apr 4	@ OTT	DNP	DNP	0-1,1/3 20:31	0-0,1/0 22:31	DNP	1-1,1/2 12:34	0-1,1/1 12:10
Apr 6	@ BOS	DNP	DNP	0-0,1/0 12:31	0-0,1/0 12:31	DNP	0-0,1/1 16:39	0-0,0/0 05:37
Apr 9	Vs OTT	DNP	DNP	0-0,0/0 19:41	DNP	0-1,4/1 17:55	0-0,4/0 17:32	0-0,0/0 05:14
Apr 11	Vs CBJ	DNP	DNP	0-0,4/1 18:01	0-0,1/0 11:21	0-0,6/1 15:16	1-0,1/2 16:39	DNP
Apr 13	Vs BUF	DNP	DNP	0-0,1/1 20:43	0-0,1/0 08:35	0-0,3/0 17:46	0-0,4/0 18:55	DNP
Apr 16	Vs TOR	DNP	DNP	0-0,0/1 18:06	DNP	1-1,4/2 16:19	0-1,5/2 15:27	0-0,0/0 06:57

# PLAYER GAME BY GAME

## Florida Panthers: Player Game By Game Summary

Skaters: Goals-Assists (Game-Winning), Shots (+/-), TOI

Goalies: Goals Allowed/Shots, Decision, Minutes Played

Date	Opp.	REINHART #13	LUNDELL #16	BARKOV #16	RODRIGUES #17	LORENTZ #18	TKACHUK #19	COUSINS #21
Oct 12	@ MIN	0-0/2-1 22:55	0-0/10 14:32	0-0/3-1 23:00	0-0/40 19:53	0-0/10 05:51	0-0/10/0 21:29	0-0/30 10:31
Oct 14	@ WPG	1-1/41 20:46	0-0/0 12:50	0-2/52 22:42	2-2/52 19:12	0-0/1-11 11:31	0-2/2-1 17:21	0-0/11 07:06
Oct 16	@ NJD	2-0(W)/5/1 19:35	0-2/0 14:11	0-2/21 19:14	0-1/41 15:53	0-0/0 06:31	0-2/41 19:41	0-0/0 11:07
Oct 19	Vs TOR	1-1/42 22:37	0-0/0 14:20	0-1/21 21:08	0-0/41 20:38	0-0/01 05:37	0-0/30 17:50	0-0/0 10:08
Oct 21	Vs VAN	2-0/42 20:44	0-0/0-1 11:22	0-1/12 19:28	0-2/42 16:54	0-0/1-11 11:20	0-2/2-2 18:45	0-0/20 07:53
Oct 24	Vs SJS	1-0(W)/4/0 19:56	0-1/01 17:01	DNP	0-1/00 19:45	0-0/30 08:33	0-2/72 21:16	0-0/10 14:35
Oct 28	Vs SEA	0-3/0 19:58	0-1/11 16:10	0-0/0 20:12	0-0/0 18:23	0-0/01 06:57	1-0/41 18:24	1-0(W)/50 15:18
Oct 30	@ BOS	1-1/52 22:29	0-5/0 17:23	1-1/12 22:23	0-5/1 21:08	0-0/0 10:40	0-0/2-1 22:24	0-0/1-1 13:00
Nov 2	@ DET	0-2/0 21:27	1-5/1 17:01	0-0/0 21:43	0-0/0 16:25	1-0(W)/1 08:22	0-1/51 17:01	0-0/10 11:51
Nov 4	@ CHI	0-0/2-2 23:20	0-0/3-2 15:54	0-1/4-2 20:21	0-0/4-2 14:43	0-0/0 07:40	1-0/8-1 20:05	0-0/40 13:46
Nov 6	Vs CBJ	0-2/22 21:03	0-1/31 18:46	1-0/52 19:41	0-0/12 17:39	0-1/01 09:45	0-1/70 20:49	1-0/1-1 12:50
Nov 8	@ WSH	1-1(W)/2/2 19:02	0-1/0-1 16:51	1-1/12 18:48	1-1/13 18:01	0-1/0 10:09	0-1/1-1 18:41	0-0/1-1 14:41
Nov 10	Vs CAR	0-2/40 19:44	0-1/01 15:45	1-1(W)/5/1 18:31	0-1/1-1 16:18	0-1/0 10:56	1-1/23 16:49	0-0/10 13:36
Nov 12	Vs CHI	2-2/31 18:51	0-2/0 14:28	0-6/2 19:00	0-2/1 14:04	0-0/0 10:55	0-2/2-1 18:40	0-0/20 12:59
Nov 14	@ SJS	1-1/31 19:03	0-0/30 15:37	1-1/41 18:05	0-2/0-1 18:46	0-1/1 08:31	0-2/4-1 17:18	0-0/20 13:26
Nov 16	@ LAK	1-0/1-1 23:49	0-0/30 15:03	0-1/31 24:28	0-0/30 17:19	0-0/0 06:26	0-0/6-1 22:02	0-0/10 12:32
Nov 17	@ ANA	0-0/10 21:30	0-2/42 16:51	0-2/0 12:55	0-0/30 17:22	DNP	0-0/30 20:37	0-1/11 13:54
Nov 20	Vs EDM	0-1/0-1 23:16	0-0/2-1 17:33	DNP	0-0/30 12:24	0-0/0 06:02	0-0/31 20:15	0-0/2-1 13:26
Nov 22	Vs BOS	0-0/0-1 19:03	1-0/40 15:50	DNP	0-0/41 15:58	0-0/0 10:648	0-1/71 22:27	0-1/21 14:15
Nov 24	Vs WPG	0-0/10 16:12	0-0/0-2 15:35	0-0/1-1 19:39	0-0/2-1 14:16	DNP	0-0/4-1 15:18	0-0/2-2 14:33
Nov 27	@ OTT	2-0(W)/3/0 18:57	0-0/11 15:34	0-3/30 19:14	0-0/10 14:44	DNP	0-1/20 16:33	0-0/2-1 11:45
Nov 28	@ TOR	0-0/20 22:20	0-6/0 16:02	0-0/20 22:38	0-0/20 17:49	DNP	0-0/30 17:06	0-0/0 11:45
Nov 30	@ MTL	0-1/12 19:03	0-1/10 14:03	1-1/32 18:28	1-1/41 13:18	DNP	0-0/20 15:49	0-1/01 11:26
Dec 2	Vs NYI	1-2/0 19:55	0-0/20 17:06	0-0/0 19:46	0-1/50 16:12	0-0/1-2 06:28	1-0/22 21:13	0-0/20 13:41
Dec 6	Vs DAL	1-2/33 18:38	0-1/1-1 16:54	1-1/23 18:42	2-2(W)/2/3 16:52	DNP	0-0/51 14:24	0-0/0 11:32
Dec 8	Vs PIT	0-1/11 18:22	0-2/53 16:35	1-0/31 18:06	0-1/12 13:59	DNP	0-0/2-1 16:54	0-0/30 15:35
Dec 10	@ CBJ	0-4/22 19:50	0-0/1-1 14:59	1-2(W)/5/20 23	0-0/20 13:39	0-1/0 08:42	1-0/20 18:37	0-0/2-1 13:24
Dec 12	@ SEA	0-0/4-2 20:43	0-0/0 13:22	0-0/3-2 19:42	0-0/0 13:53	0-0/0-2 08:43	0-0/1-1 18:30	0-0/20 15:40
Dec 14	@ VAN	0-0/10 19:02	DNP	0-0/40 19:43	0-0/20 18:12	0-0/4-1 12:08	0-1/2-1 20:25	0-0/3-1 13:58
Dec 16	@ EDM	0-1/0 17:47	DNP	1-0/70 16:28	0-0/30 15:02	0-0/0 13:04	0-1/23 16:21	0-0/30 14:52
Dec 18	@ CGY	1-0/2-2 22:29	DNP	0-1/3-2 20:06	0-0/30 16:40	0-0/10 05:25	0-1/3-2 21:38	0-0/2-1 12:14
Dec 21	Vs STL	0-0/3-2 17:38	DNP	0-0/1-3 16:02	0-0/30 13:27	0-0/3-1 09:41	0-0/2-3 19:53	0-0/1-1 12:58
Dec 23	Vs VGK	1-0/30 22:41	0-0/0-1 12:02	0-2/40 22:07	0-0/20 16:51	DNP	0-0/51 20:40	0-0/4-1 11:29
Dec 27	@ TBL	2-0(W)/5/3 19:03	0-0/30 14:13	0-3/33 19:04	0-1/12 15:38	DNP	0-0/3-1 17:46	0-0/20 12:56
Dec 29	Vs NYR	2-0/30 22:12	0-0/3-1 13:14	0-3/32 20:28	1-0/61 16:29	DNP	0-2/40 18:53	0-0/1-1 10:37
Dec 30	Vs MTL	0-0/30 16:46	0-0/0 14:41	0-0/11 17:08	0-1/00 16:08	DNP	0-1/12 15:47	0-0/30 14:51
Jan 2	@ ARI	1-0(W)/3/1 19:05	0-0/40 14:04	0-1/21 20:22	0-0/20 16:20	DNP	1-0/22 17:45	0-0/0 09:36
Jan 4	@ VGK	1-1/3-1 21:23	0-0/30 19:34	0-0/0-1 04:54	0-0/0 03:05	DNP	1-2(W)/4/1 20:05	DNP
Jan 6	@ COL	3-0(W)/4/2 20:31	0-0/21 17:32	0-4/42 18:58	0-2/12 17:55	DNP	1-3/41 16:17	DNP
Jan 9	@ STL	1-0(W)/5/0 18:39	0-1/11 10:43	0-1/21 19:20	0-0/10 13:35	DNP	1-0/92 20:05	DNP
Jan 11	Vs LAK	1-1(W)/3/1 22:20	0-0/50 14:35	0-1/51 22:08	0-0/21 16:58	DNP	0-1/00 20:22	DNP
Jan 13	Vs NJD	1-0/4-3 23:42	0-0/0 12:23	0-0/3-3 21:47	0-0/2-2 16:51	DNP	0-1/2-2 21:57	DNP
Jan 15	Vs ANA	1-0/2-2 18:31	0-0/11 14:05	0-1/1-1 17:13	0-1/1-2 13:50	DNP	0-1/50 20:43	DNP
Jan 17	Vs DET	1-0/41 21:28	0-1/41 16:38	DNP	0-0/10 13:36	0-0/0 06:18	0-0/1-1 17:43	DNP
Jan 19	Vs MIN	0-1/41 20:57	1-5/2 20:09	DNP	0-0/0 14:01	0-0/20 08:41	0-1/31 24:10	DNP
Jan 22	@ WSH	1-0/4-1 19:11	0-0/3-1 19:06	DNP	0-0/30 12:17	0-0/0 09:13	1-1/73 19:40	DNP
Jan 24	Vs ARI	1-1/11 14:52	1-1/31 15:49	0-1/30 14:24	0-0/40 16:37	DNP	2-1/33 14:18	DNP
Jan 26	@ PIT	1-0/3-1 22:59	0-0/20 17:34	0-0/2-1 21:35	1-0/40 12:58	DNP	0-1/20 17:06	DNP
Jan 27	@ NYI	1-0/3-1 20:10	0-0/2-1 16:10	0-1/2-1 20:02	0-1/31 15:20	DNP	1-1/3-1 19:14	DNP
Feb 6	Vs PHI	0-0/0 22:09	0-0/2-1 14:15	0-0/20 22:05	0-0/10 18:03	DNP	0-0/1-1 18:42	0-0/0 13:05
Feb 8	Vs WSH	1-2/0 21:54	0-0/20 13:31	0-0/10 21:55	0-0/20 16:36	DNP	1-2/31 17:47	0-0/0 11:09
Feb 10	Vs COL	1-0/41 16:46	0-0/21 16:41	1-2/31 16:41	0-1/21 15:58	DNP	0-2/30 16:15	0-0/20 13:58
Feb 14	@ PIT	0-0/20 21:43	2-0/22 15:05	0-0/10 21:22	0-2/22 13:48	DNP	1-2/21 17:48	0-0/10 10:28
Feb 15	@ BUF	0-1/02 19:06	1-1/41 13:52	0-2/22 19:15	0-0/31 14:11	DNP	0-2/2-1 17:03	0-0/20 12:55
Feb 17	@ TBL	0-1/21 15:59	0-1/10 16:08	0-1/00 15:55	0-1/10 13:51	DNP	2-2/23 12:24	0-0/32 11:08
Feb 20	Vs OTT	0-1/21 20:24	1-0(W)/1/1 15:11	0-0/31 21:20	0-0/30 16:27	DNP	0-1/60 20:11	0-0/20 12:09
Feb 22	@ CAR	0-0/70 19:40	0-0/10 15:47	0-0/40 19:26	0-0/30 14:23	DNP	0-0/00 05:39	0-0/4-1 15:10
Feb 24	Vs WSH	0-0/20 24:41	0-0/01 18:46	1-0/40 22:13	0-0/10 16:13	0-0/0 06:11	DNP	1-0/41 13:01
Feb 27	Vs BUF	0-1/2-1 19:00	0-0/10 12:59	0-0/3-1 19:36	0-0/3-1 11:10	DNP	1-1/71 22:01	0-0/1-1 13:27
Feb 29	Vs MTL	2-1/51 23:22	0-0/10 25:27	1-2/31 22:58	0-0/40 15:43	DNP	0-1/2-1 23:36	0-0/2-1 14:06
Mar 2	@ DET	1-0/30 18:12	0-2/42 13:40	1-1/10 18:57	1-5/12 13:02	DNP	0-0/50 20:24	0-0/20 10:10
Mar 4	@ NYR	2-0/41 19:20	1-0/31 13:43	0-2/11 20:35	0-0/41 14:13	DNP	0-0/40 20:10	0-0/2-1 13:34
Mar 5	@ NJD	1-0/41 20:11	0-0/21 13:45	0-0/31 18:18	1-0/21 14:11	DNP	0-3/12 18:07	2-0(W)/3/1 15:35
Mar 7	Vs PHI	0-0/20 18:22	0-1/31 14:53	0-0/20 17:52	0-0/01 14:39	DNP	0-0/2-2 20:07	0-0/0 08:58
Mar 9	Vs CGY	0-1/12 16:06	0-0/31 14:49	1-0(W)/22 16:20	0-0/40 09:05	DNP	0-1/41 16:07	0-0/10 11:50
Mar 12	@ DAL	1-0/2-1 20:26	0-0/10 11:44	2-1(W)/4-1 21:42	DNP	DNP	0-2/40 19:31	0-0/10 10:12
Mar 14	@ CAR	0-0/2-1 20:46	0-0/0 13:16	0-0/1-1 20:44	DNP	DNP	0-0/1-2 13:06	0-0/1-2 11:33
Mar 16	Vs TBL	2-0/6-1 24:01	0-0/1-1 16:00	0-0/6-1 24:26	0-0/30 13:13	DNP	1-1/7-1 23:42	0-0/0 05:17
Mar 21	Vs NSH	0-0/2-1 18:46	0-0/4-1 16:54	DNP	0-0/1-1 16:46	DNP	0-0/4-1 17:51	0-0/20 11:55
Mar 23	@ NYR	0-1/20 22:08	0-0/30 18:33	DNP	0-0/4-2 12:51	0-0/0 08:37	1-1/22 20:58	0-0/0 09:24
Mar 24	@ PHI	2-1/43 20:15	0-1/13 17:58	DNP	0-0/10 11:40	0-0/0 10:29	0-0/0 16:59	0-0/21 09:09
Mar 26	Vs BOS	1-0/20 21:02	0-0/10 14:00	0-0/10 21:00	1-0/11 14:11	0-0/20 07:03	0-1/1-1 19:22	0-0/0 07:04
Mar 28	Vs NYI	0-1/51 19:13	0-0/10 15:42	1-1/22 19:08	0-0/22 10:38	0-0/0 08:28	0-0/4-3 17:16	0-0/10 07:41
Mar 30	Vs DET	0-1/42 22:06	0-0/30 15:28	0-0/42 22:07	0-0/40 12:26	0-0/20 07:57	0-0/30 16:37	0-0/0 08:55
Apr 1	@ TOR	1-0/3-1 22:40	0-0/4-2 12:11	0-1/1-1 21:43	0-0/10 14:47	DNP	0-1/41 19:32	DNP
Apr 2	@ MTL	0-0/4-2 19:28	0-1/10 15:51	0-0/2-1 20:44	0-0/2-1 13:52	0-0/3-1 09:39	DNP	0-0/21 11:03
Apr 4	@ OTT	1-1/1-1 15:42	1-0/42 15:37	0-2/1-1 15:45	0-1/2-1 12:17	0-0/0 15:48	1-0/12 12:56	1-1(W)/3/2 12:20
Apr 6	@ BOS	0-1/30 22:05	0-0/3-1 15:59	1-0/4-1 20:39	0-0/20 15:15	DNP	1-5/51 18:45	0-0/0 12:13
Apr 9	Vs OTT	0-0/40 22:18	1-0(W)/3/0 16:10	0-0/10 20:28	0-0/10 14:11	DNP	0-0/1-1 19:12	1-0/3-1 13:30
Apr 11	Vs CBJ	1-0/52 19:02	0-1/31 15:14	0-1/32 17:22	1-0/51 14:14	0-0/10 11:43	1-0(W)/3/1 17:17	0-1/2-1 14:15
Apr 13	Vs BUF	1-0(W)/4/0 21:29	1-0/3-1 16:12	0-1/11 22:13	0-0/40 15:14	0-0/0-1 09:02	0-1/72 22:08	0-1/3-1 16:00
Apr 16	Vs TOR	2-0(W)/4/3 21:39	0-0/2-1 13:50	0-2/23 20:34	0-0/1-1 13:41	DNP	0-2/82 18:27	0-0/0 08:50

# PLAYER GAME BY GAME

## Florida Panthers: Player Game By Game Summary

Skaters: Goals-Assists (Game-Winning), Shots (+/-), TOI

Goalies: Goals Allowed/Shots, Decision, Minutes Played

Date	Opp.	VERHAEGHE #23	BALINSKIS #26	LUOSTARINEN #27	MAHURA #28	FORSLING #42	MONTOUR #62	MIKKOLA #77
Oct 12	@ MIN	0-0,3/-1 19:37	0-0,2/-1 12:30	0-0,0,0 14:06	0-0,0/-1 11:38	0-0,0,0 23:36	DNP	0-0,1,0 18:03
Oct 14	@ WPG	1-0,2/3 18:22	0-0,1,0 13:40	0-0,0,-2 16:25	0-0,1,-1 10:36	0-0,2,0 24:13	DNP	0-0,0,0 15:13
Oct 16	@ NJD	1-0,1/1 17:08	0-0,0,-1 12:12	0-0,1/1 20:43	0-1,1,0 13:03	0-0,2,-1 25:53	DNP	1-0,3,1 19:41
Oct 19	Vs TOR	0-0,4,0 15:25	0-0,0,0 12:10	0-0,0,-1 19:06	0-0,2,0 11:35	0-0,0,2 27:43	DNP	0-0,0,1 19:47
Oct 21	Vs VAN	0-0,3,-3 20:53	0-0,0,0 14:49	0-0,4,-1 19:05	0-1,2,-1 13:46	0-0,1,0 23:17	DNP	0-0,3,0 19:53
Oct 24	Vs SJS	1-0,6/1 18:19	0-0,0,-1 17:06	0-1,1,-1 15:27	0-0,1,0 13:42	0-0,2,2 22:35	DNP	0-0,2,0 20:26
Oct 28	Vs SEA	0-1,3/1 16:48	0-0,2,-2 14:45	0-0,1,0 17:15	0-1,0,-1 13:27	1-0,3,0 26:46	DNP	0-1,7/1 22:13
Oct 30	@ BOS	0-0,4,-1 20:03	0-0,1,-1 14:47	0-0,1,-2 13:25	0-0,1,0 11:32	0-0,3/1 27:15	DNP	0-1,0,0 19:37
Nov 2	@ DET	0-0,3/1 16:10	0-0,0,0 14:47	0-0,2/1 15:13	0-0,0,0 12:35	0-0,0,0 21:50	DNP	0-1,2/2 17:30
Nov 4	@ CHI	0-2,4,0 19:29	0-0,1,0 14:19	0-0,1,-1 15:22	0-1,0,0 14:25	0-0,3,-1 21:28	DNP	0-0,1,-1 19:09
Nov 6	Vs CBJ	1-0(W),4/-1 19:23	DNP	0-0,0,0 16:52	0-1,2,0 14:53	1-0,7/1 21:34	DNP	0-1,2,0 20:52
Nov 8	@ WSH	0-0,3,-1 17:49	DNP	0-0,4,-1 14:05	0-0,1,-2 11:51	0-1,1,3 25:08	DNP	0-0,0,0 21:53
Nov 10	Vs CAR	1-1,3/2 15:56	1-0,4/2 13:50	0-1,2/1 16:34	0-0,1/1 14:47	0-1,2,3 22:09	DNP	0-0,2,-1 22:45
Nov 12	Vs CHI	1-0(W),6/-1 17:44	0-0,1,0 14:49	0-0,1,0 15:30	0-0,2,0 14:31	0-1,1,0 22:36	DNP	0-0,0,-1 22:37
Nov 14	@ SJS	1-1,4/0 17:09	0-1,0/1 11:47	0-0,1/1 16:30	0-0,1/1 12:18	0-0,2,-1 22:09	DNP	0-0,0,-1 24:36
Nov 16	@ LAK	0-1,1/0 21:28	0-0,3,-1 14:09	0-0,1,0 12:10	0-0,0,0 05:04	0-0,1,0 24:36	DNP	0-0,1,-1 18:44
Nov 17	@ ANA	0-0,3,0 16:22	DNP	1-0,2,-2 15:42	DNP	0-0,2,0 19:41	0-0,1/1 24:02	0-0,2/1 23:17
Nov 20	Vs EDM	1-1,4,-1 20:28	DNP	0-1,4,-1 17:35	DNP	0-1,0/1 20:56	0-1,1,0 23:23	2-0,3/2 20:11
Nov 22	Vs BOS	0-0,0,0 19:58	DNP	0-0,0,-1 15:54	DNP	0-0,0,0 18:58	0-0,2,0 25:27	0-1/1 18:21
Nov 24	Vs WPG	0-0,3,-1 15:49	0-0,1,-1 12:00	0-0,2,-2 16:47	DNP	0-0,4/0 19:13	0-0,3,-2 24:46	0-0,3,-1 22:27
Nov 27	@ OTT	1-0,7/1 18:04	DNP	1-0,3,-1 15:28	DNP	1-0,3/0 24:50	0-1,1/1 22:54	0-0,0/1 18:54
Nov 28	@ TOR	0-0,1,0 16:42	DNP	0-0,1,0 16:12	DNP	0-0,2,0 23:24	0-0,4,0 24:14	0-0,1,0 20:24
Nov 30	@ MTL	1-1,4,0 14:21	DNP	0-0,2,0 14:31	DNP	0-0,2/1 21:02	0-0,0/1 22:35	0-1,0/2 19:23
Dec 2	Vs NYI	1-1,5,-2 20:52	DNP	0-0,2,0 17:01	DNP	0-1,2/1 19:50	0-1,5,0 25:06	0-0,3,0 17:14
Dec 6	Vs DAL	1-0,6/1 13:37	DNP	0-0,0,-1 16:12	DNP	0-0,4/1 23:38	0-0,2/2 21:54	0-2,2/1 20:28
Dec 8	Vs PIT	0-1,4,0 16:29	DNP	1-0(W),3/-1 17:34	DNP	0-1,1,0 22:24	0-1,1,0 22:02	0-2,0,0 21:00
Dec 10	@ CBJ	1-0,4,-1 17:11	0-0,0,0 14:31	1-0,1/1 13:01	DNP	1-1,3/2 20:08	0-0,6/0 23:41	0-1,2,0 21:42
Dec 12	@ SEA	0-0,2,-2 19:04	0-0,0,0 14:48	0-0,0,0 15:03	DNP	0-0,7,0 19:50	0-0,1,-3 23:46	0-0,0,-3 19:45
Dec 14	@ VAN	0-0,6,-1 17:07	0-0,2,-1 08:23	0-0,0,-2 13:56	DNP	0-0,2,0 23:32	0-0,2,-1 22:18	0-0,2,-2 17:51
Dec 16	@ EDM	2-1,4/3 15:44	DNP	0-0,2,0 16:36	0-0,0,0 14:51	0-0,2/2 20:41	1-1(W),5/-1 24:49	0-0,1/1 22:07
Dec 18	@ CGY	0-0,1,-2 16:46	DNP	0-0,2,-1 15:37	DNP	0-0,3,0 21:01	0-0,1,-2 22:42	0-0,0,0 18:23
Dec 21	Vs STL	0-0,7,-2 17:34	DNP	1-0,1,-1 16:40	DNP	0-0,2,-1 21:45	0-0,4,-3 23:51	0-0,1,-1 21:30
Dec 23	Vs VGK	1-1(W),3/1 17:51	DNP	0-0,4,-1 18:19	DNP	1-0,5,0 19:14	0-1,2/1 20:33	0-0,0/1 20:18
Dec 27	@ TBL	0-0,3,-1 16:48	DNP	0-0,0,-1 16:15	DNP	0-1,1/1 24:42	0-0,2,-1 20:19	0-1,0,0 21:12
Dec 29	Vs NYR	1-1(W),2/0 18:24	DNP	0-0,2,-1 15:44	DNP	0-1,3,0 21:41	0-0,0/2 25:19	0-1,0,2 21:23
Dec 30	Vs MTL	1-1,2,-2 13:23	DNP	2-0(W),3/0 19:40	DNP	0-0,0/1 21:11	0-0,2,0 21:56	0-0,2,0 19:56
Jan 2	@ ARI	1-1,3,-2 17:57	DNP	0-0,1,-1 17:02	DNP	1-0,3,-1 18:25	0-0,4/1 23:37	0-0,0/2 16:33
Jan 4	@ VGK	1-1,4,-1 18:25	DNP	0-0,3,-1 17:55	DNP	0-1,2,0 18:42	0-1,1/1 21:21	0-0,0,0 21:35
Jan 6	@ COL	2-1,2,-1 16:48	DNP	0-0,1,0 17:58	DNP	0-2,1,4 20:12	0-0,2,-1 21:41	0-0,0,0 18:47
Jan 9	@ STL	0-1,1,0 14:48	DNP	0-0,0,-1 12:51	DNP	0-1,3/2 21:53	0-1,1,0 19:36	0-0,0,-1 21:08
Jan 11	Vs LAK	0-1,1,0 18:33	DNP	0-1,0,-1 16:21	DNP	0-0,0,0 18:55	0-0,4,0 25:42	0-0,0,-1 22:22
Jan 13	Vs NJD	0-0,3,-2 21:39	DNP	0-0,0,0 12:01	DNP	0-0,5,0 24:07	0-1,2,-2 22:36	0-0,0,-1 14:19
Jan 15	Vs ANA	1-1,5,-0 21:22	DNP	0-0,1,-1 15:07	0-0,0,-2 12:29	0-0,2,0 22:06	0-1,4,0 24:31	0-1,0,1 21:25
Jan 17	Vs DET	0-0,1/1 20:25	DNP	0-0,3,0 17:44	DNP	1-0,4/1 22:57	0-0,5,-1 23:20	0-0,1,-1 21:30
Jan 19	Vs MIN	0-1,3,-1 22:55	DNP	1-0,3,-1 19:35	DNP	1-0,2,4 19:55	0-0,3,-1 24:56	0-0,2,0 16:26
Jan 22	@ NSH	1-1(W),2/3 17:16	DNP	0-0,1,-1 16:57	0-0,1,0 12:14	DNP	1-0,4/3 24:55	0-0,1,2 20:49
Jan 24	Vs ARI	0-3,2/3 15:40	DNP	0-1,2,-1 17:31	DNP	0-2,0/2 18:36	0-0,3/1 22:36	0-0,3/1 23:08
Jan 26	@ PIT	0-0,4,0 15:38	DNP	0-0,1,-1 19:15	DNP	0-0,2,-1 27:44	0-0,1,0 23:33	0-0,1,0 19:50
Jan 27	@ NYI	0-1,4,-1 19:46	DNP	0-0,0,0 14:46	DNP	0-0,1,-2 22:54	0-1,3,0 24:11	0-0,1,0 17:53
Feb 6	Vs PHI	1-0,4,-1 17:06	DNP	0-0,0,-1 13:43	DNP	0-0,2,-1 19:55	0-0,0,-1 22:53	0-0,3,-1 18:05
Feb 8	Vs WSH	0-1,0,0 17:41	DNP	1-0,1/1 12:57	DNP	0-1,1/1 20:32	0-0,5,0 22:53	0-0,1/1 19:23
Feb 10	Vs COL	1-0(W),6/1 18:24	DNP	1-0,5,-1 14:35	DNP	0-0,4,0 24:06	0-0,5/1 22:03	0-0,1/1 20:20
Feb 14	@ PIT	0-0,1,0 20:10	DNP	0-1,1/1 15:57	DNP	0-1,1/2 24:00	0-1,2/1 23:59	0-0,1,-1 20:19
Feb 15	@ BUF	2-0(W),2/2 18:43	DNP	0-0,2,-1 13:42	DNP	0-2,0/2 20:42	0-0,0/1 22:30	0-0,1/2 19:32
Feb 17	@ TBL	2-1,6/2 16:55	DNP	0-0,0,-1 16:22	0-1,2/0 15:56	1-1,2/3 22:41	1-2,5/1 21:55	0-0,0/1 18:16
Feb 20	Vs OTT	0-1,2,-1 19:03	DNP	0-0,1,-1 15:45	DNP	0-0,3/1 20:51	1-1,3,0 24:18	0-0,1,-1 19:13
Feb 22	@ CAR	0-0,7,-1 20:30	DNP	0-0,0,0 16:25	DNP	0-0,0/0 04:52	0-0,3,-1 28:45	0-0,4,-1 19:24
Feb 24	Vs WSH	0-1,5,-2 20:57	DNP	0-0,1,0 16:34	DNP	1-0(W),1/1 21:12	0-2,-1/1 23:50	0-0,0,0 18:01
Feb 27	Vs BUF	0-1,1,0 14:57	DNP	0-0,0,0 12:57	DNP	0-0,4,-1 20:53	1-2(W),5/1 21:00	0-0,1/1 19:04
Feb 29	Vs MTL	0-1,2,-1 21:36	DNP	0-0,0,0 13:17	DNP	0-0,1,0 18:45	0-0,2,0 26:35	0-0,1,0 17:08
Mar 2	@ DET	0-1,0,0 17:43	DNP	0-1,1/2 12:08	DNP	0-0,1,0 21:39	1-2(W),4/1 20:47	0-0,1/1 16:37
Mar 4	@ NYR	0-1,2,0 15:49	DNP	0-0,0,-1 15:55	DNP	0-2,0/2 21:09	0-0,1,0 22:44	0-0,1,0 20:55
Mar 5	@ NJD	0-0,7,0 17:10	DNP	1-0,1,0 13:16	DNP	0-1,2/3 22:14	0-0,1,-1 19:20	0-0,1,-2 18:32
Mar 7	Vs PHI	0-0,4,-2 20:28	DNP	0-0,1,-1 13:13	DNP	1-0,3,0 22:56	0-0,2,-1 22:19	0-0,1,0 20:00
Mar 9	Vs CGY	0-0,4,-1 16:26	DNP	0-1,0,-1 15:04	DNP	0-2,2/3 25:51	0-0,1/1 23:14	0-0,0/2 23:21
Mar 12	@ DAL	0-2,1,0 16:25	DNP	0-0,2,0 15:05	0-0,1,-1 10:44	0-1,1/1 24:11	0-2,6,-1 23:24	0-0,0,-1 20:37
Mar 14	@ CAR	0-0,4,-1 17:35	DNP	0-0,1,-3 17:06	0-0,0,-1 10:40	0-0,1,-1 23:12	0-0,4,-2 20:01	0-0,2,-1 19:53
Mar 16	Vs TBL	0-0,3,-1 21:13	DNP	0-0,4,-1 14:56	0-1,3,0 12:06	0-0,2/1 21:13	0-0,4,-2 27:39	0-0,2,-3 19:50
Mar 21	Vs NSH	0-0,3,-1 17:00	0-0,1,0 15:25	0-0,3,0 12:55	0-0,1,0 29:28	0-0,2,-1 24:25	0-0,2,-1 25:43	0-0,2,0 21:13
Mar 23	@ NYR	1-1,2,-2 20:39	0-1,0,-1 20:19	1-0,2,-1 19:06	0-1,0,-1 16:28	DNP	0-1,3/1 24:22	0-0,2,0 19:16
Mar 24	@ PIT	1-0,1,-1 18:19	0-0,0,0 19:28	0-1,0,-1 20:05	0-0,0/2 14:23	DNP	0-3,1,2 19:34	0-0,0,0 25:04
Mar 26	Vs BOS	0-0,7,-1 18:01	0-0,0,-1 10:53	0-1,0,0 16:18	DNP	0-0,1,-1 24:50	0-0,4,-1 26:15	0-0,0,-1 18:03
Mar 28	Vs NYI	0-0,3,-3 16:28	DNP	0-0,1,0 17:57	DNP	0-0,0,-1 22:26	0-0,1,0 20:42	0-1,0,0 18:47
Mar 30	Vs DET	0-0,2,0 18:22	DNP	0-0,1,0 15:27	DNP	0-0,3/2 25:36	0-0,3,0 23:21	0-1,2/1 23:24
Apr 1	@ TOR	0-1,1,0 13:07	DNP	0-1,1,-2 14:22	DNP	0-0,0,0 20:03	1-0,2,0 25:36	0-0,1,0 17:50
Apr 2	@ MTL	DNP	DNP	0-0,5,0 17:01	DNP	0-0,6/1 24:36	0-0,1,-3 23:49	0-0,1,-2 20:56
Apr 4	@ OTT	DNP	DNP	0-2,3,-2 16:30	0-1,0/2 15:28	0-0,5/1 21:30	0-0,0/1 19:59	0-0,0/2 22:27
Apr 6	@ BOS	DNP	DNP	0-0,2,0 15:51	0-0,0,0 09:42	0-2,1,0 22:34	0-0,1/1 27:33	0-0,1,1 22:26
Apr 9	Vs OTT	DNP	0-0,0/1 11:22	0-0,4,0 18:33	0-0,0,0 12:43	0-0,1,0 23:29	0-0,3,0 25:39	0-1,1/1 19:40
Apr 11	Vs CBJ	DNP	0-0,1,0 16:37	0-1,3,-1 15:33	DNP	0-1,2/3 19:18	0-0,2,0 21:51	0-0,0/1 21:38
Apr 13	Vs BUF	DNP	0-0,2,0 16:21	0-0,0,-1 15:07	DNP	0-0,2/1 28:43	0-0,2,0 27:42	0-0,2,0 21:12
Apr 16	Vs TOR	1-0,6/2 18:53	0-0,0,-1 10:51	0-1,3,0 16:28	0-0,2,-1 10:51	0-1,1,4 23:54	1-0,3/4 27:04	0-0,0,-1 18:03



# PLAYER GAME BY GAME

## Florida Panthers: Player Game By Game Summary

Skaters: Goals-Assists (Game-Winning), Shots / (+/-), TOI

Goalies: Goals Allowed/Shots, Decision, Minutes Played

Date	Opp.	STENLUND #82	EKMAN-LARSSON #91	LOMBERG #94	STOLARZ #41	BOBROVSKY #72
Oct 12	@ MIN	0-0,1/0 09:36	0-0,4/0 26:32	0-0,2/0 06:26	DNP	2/21 L 57:18
Oct 14	@ WPG	0-0,3/-1 13:45	0-0,3/-1 26:16	0-0,0/0 10:58	DNP	5/34 L 57:57
Oct 16	@ NJD	0-0,1/0 12:48	0-0,1/0 25:19	0-0,1/0 08:39	DNP	3/34 W 60:00
Oct 19	Vs TOR	1-0,1/1 11:58	1-0(W),3/1 23:56	0-0,1/1 08:04	DNP	1/30 W 60:00
Oct 21	Vs VAN	0-0,1/0 16:29	0-0,3/-1 22:04	0-0,4/0 12:26	DNP	4/30 L 59:08
Oct 24	Vs SJS	1-0,3/1 15:10	0-0,1/1 22:37	0-0,1/0 13:45	1/28 W 59:29	DND
Oct 28	Vs SEA	0-0,1/-1 07:14	0-0,2/0 23:53	0-0,3/0 15:12	DNP	2/33 W 60:00
Oct 30	@ BOS	0-0,0/0 14:10	0-0,4/0 20:22	0-0,3/-1 13:42	DNP	3/26 O 63:36
Nov 2	@ DET	0-0,0/0 13:41	0-0,0/0 26:24	0-0,0/1 08:18	DNP	0/22 W 59:49
Nov 4	@ CHI	0-0,0/0 15:32	1-0,2/-2 23:56	0-0,1/0 09:20	4/24 L 57:04	DND
Nov 6	Vs CBJ	0-0,1/-1 13:26	0-1,3/0 22:21	1-0,2/2 09:38	DNP	4/23 W 59:02
Nov 8	@ WSH	0-0,1/0 15:29	1-1,1/2 23:53	0-0,0/0 07:11	DNP	3/28 W 60:15
Nov 10	Vs CAR	1-0,1/2 16:59	0-0,0/2 21:10	0-0,1/0 07:49	DNP	2/30 W 60:00
Nov 12	Vs CHI	0-0,1/-3 11:48	1-1,2/0 20:37	0-0,0/-1 09:13	DNP	3/26 W 60:00
Nov 14	@ SJS	1-0(W),1/1 10:16	0-1,0/-1 23:48	1-0,1/2 07:47	3/22 W 60:00	DND
Nov 16	@ LAK	0-0,1/0 08:14	0-0,1/-1 28:22	0-0,1/0 09:39	DNP	2/27 L 57:43
Nov 17	@ ANA	0-0,0/0 09:47	1-0(W),1/1 17:59	0-0,0/1 08:18	1/35 W 59:50	DND
Nov 20	Vs EDM	1-2(W),3/2 14:12	0-0,1/0 18:50	0-0,0/2 06:10	DNP	3/29 W 60:00
Nov 22	Vs BOS	0-0,1/0 14:04	0-0,0/-3 16:13	0-0,0/-1 06:36	DNP	3/25 L 57:21
Nov 24	Vs WPG	0-0,0/0 11:40	0-0,1/-1 17:47	0-0,0/0 09:55	DNP	2/30 L 58:52
Nov 27	@ OTT	0-0,0/0 10:46	0-0,2/1 13:02	0-0,1/0 05:37	DND	0/20 W 60:00
Nov 28	@ TOR	1-0,1/0 12:37	0-0,3/0 14:15	0-0,1/0 07:20	1/32 O 65:00	DND
Nov 30	@ MTL	0-0,1/1 13:35	1-0,3/0 17:13	0-0,1/1 10:46	DND	1/22 W 60:00
Dec 2	Vs NYI	0-0,2/-2 08:22	0-0,1/-1 17:18	0-0,1/-2 06:00	4/27 L 57:12	DND
Dec 6	Vs DAL	0-0,0/-1 11:47	0-1,0/0 15:04	0-0,0/-1 09:39	DND	4/33 W 60:00
Dec 8	Vs PIT	0-0,0/0 10:49	1-0,3/2 16:16	0-0,0/0 08:49	DND	1/26 W 60:00
Dec 10	@ CBJ	0-0,1/0 11:25	0-0,1/0 17:58	0-0,0/0 09:56	2/19 W 59:57	DND
Dec 12	@ SEA	0-0,1/-2 13:28	0-0,1/-1 18:11	0-0,0/-2 09:23	DND	3/22 L 56:42
Dec 14	@ VAN	0-0,1/-1 12:42	0-0,2/-1 17:35	0-0,0/-1 13:49	0/1 20:00	4/17 L 39:42
Dec 16	@ EDM	0-0,1/0 14:55	0-2,1/2 19:08	0-0,1/0 11:18	DND	1/39 W 59:51
Dec 18	@ CGY	0-0,1/-1 14:40	0-0,1/-1 15:06	0-0,1/0 07:12	2/24 L 57:24	DND
Dec 21	Vs STL	0-0,1/1 16:27	0-0,1/-1 15:24	0-0,2/-1 09:52	DND	3/23 L 59:30
Dec 23	Vs VGK	0-0,0/0 10:24	0-0,2/0 16:05	0-0,1/0 05:57	DND	2/25 W 60:00
Dec 27	@ TBL	0-0,0/-1 11:45	0-0,1/-1 15:58	0-0,1/0 08:16	DND	2/29 W 60:00
Dec 29	Vs NYR	0-0,0/0 08:47	0-0,0/-1 14:39	0-0,3/0 07:20	DND	3/34 W 60:00
Dec 30	Vs MTL	0-0,1/0 13:39	0-2,1/1 17:31	0-0,4/0 11:44	1/19 W 59:38	DND
Jan 2	@ ARI	0-0,0/0 12:20	0-0,2/-1 16:36	0-0,3/0 11:04	DND	1/22 W 59:54
Jan 4	@ VGK	0-0,4/0 18:24	0-1,2/0 15:31	0-0,1/0 11:43	DND	1/27 W 59:57
Jan 6	@ COL	1-0,2/1 12:06	1-0,1/1 18:09	0-1,2/1 13:10	DND	4/26 W 59:42
Jan 9	@ STL	1-0,1/1 13:53	0-0,1/1 15:31	0-0,0/0 09:38	1/30 W 60:00	DND
Jan 11	Vs LAK	0-0,0/0 10:58	0-1,2/1 17:19	0-0,3/0 13:14	DND	2/33 W 64:46
Jan 13	Vs NJD	0-0,4/0 10:28	0-0,3/-2 14:42	0-0,1/0 10:30	DND	3/21 L 57:12
Jan 15	Vs ANA	0-0,0/-1 10:58	0-1,1/-3 13:58	0-0,1/0 09:40	5/26 O 60:48	DND
Jan 17	Vs DET	0-0,0/-2 16:21	0-0,2/-1 13:23	0-0,0/-2 11:13	DND	3/29 O 60:55
Jan 19	Vs MIN	0-0,1/0 13:35	0-0,1/0 18:16	0-0,0/0 09:53	1/10 L 27:21	4/15 30:32
Jan 22	@ NSH	0-0,0/0 14:14	0-0,1/0 21:51	0-0,0/0 09:18	1/27 W 59:16	DND
Jan 24	Vs ARI	0-1,4/1 16:17	0-0,1/1 16:39	0-0,0/1 09:29	DND	2/33 W 60:00
Jan 26	@ PIT	0-0,1/0 12:00	0-2,0/0 12:38	0-0,1/0 07:14	DND	2/37 W 65:00
Jan 27	@ NYI	0-0,1/-1 11:50	1-0(W),7/1 15:33	0-0,1/0 09:29	2/23 W 61:57	DND
Feb 6	Vs PHI	0-0,0/-1 09:13	0-0,0/0 18:17	0-0,2/0 09:18	2/25 L 57:10	DND
Feb 8	Vs WSH	0-0,5/1 12:32	0-0,4/0 14:33	1-0(W),1/1 08:37	DND	2/23 W 60:00
Feb 10	Vs COL	0-0,0/0 11:46	0-0,0/1 15:06	0-0,0/0 12:00	DND	0/34 W 59:31
Feb 14	@ PIT	0-1,0/0 09:50	0-0,1/1 13:56	0-0,0/0 05:28	DND	2/27 W 60:00
Feb 15	@ BUF	0-0,1/0 13:52	0-0,4/0 17:47	1-0,4/0 11:14	0/45 W 59:55	DND
Feb 17	@ TBL	1-0(W),1/1 15:19	0-0,1/3 18:30	0-1,0/1 15:58	DND	2/30 W 60:00
Feb 20	Vs OTT	0-0,1/0 10:15	0-0,0/0 15:22	0-0,1/0 11:05	DND	2/30 W 61:36
Feb 22	@ CAR	0-0,2/-1 15:45	0-0,0/0 21:38	0-0,0/0 09:09	DND	1/29 L 59:41
Feb 24	Vs WSH	DNP	0-0,0/0 18:39	0-0,1/0 12:40	2/24 W 63:41	DND
Feb 27	Vs BUF	0-0,1/0 13:37	0-0,1/0 16:35	0-0,0/0 10:04	DND	2/30 W 59:38
Feb 29	Vs MTL	0-0,0/-1 08:48	0-0,3/0 16:44	0-0,0/0 06:13	3/31 W 65:00	DND
Mar 2	@ DET	0-0,1/0 11:37	0-0,1/1 16:31	0-0,0/0 08:17	DND	0/21 W 59:37
Mar 4	@ NYR	0-0,0/0 12:03	0-1,0/0 13:53	1-0(W),2/1 07:39	DND	2/28 W 60:00
Mar 5	@ NJD	0-0,0/-1 10:03	0-1,1/1 18:32	0-0,1/-1 08:48	3/24 W 60:00	DND
Mar 7	Vs PHI	0-0,1/0 09:18	0-0,4/-1 15:40	0-0,0/0 08:13	DND	2/26 L 59:38
Mar 9	Vs CGY	1-0,2/1 14:40	0-1,2/2 22:52	0-0,1/0 13:05	1/35 W 60:00	DND
Mar 12	@ DAL	0-0,1/0 13:19	0-0,0/1 22:43	0-0,0/0 08:39	DND	3/30 W 60:00
Mar 14	@ CAR	0-0,0/0 15:55	0-0,2/-1 22:33	0-0,0/-1 10:21	DND	3/34 L 59:18
Mar 16	Vs TBL	0-0,0/0 07:14	0-0,2/1 20:55	0-0,1/0 04:46	DNP	4/15 L 57:09
Mar 21	Vs NSH	0-0,1/0 15:52	0-0,1/-1 19:52	0-0,0/0 11:53	DND	3/37 L 59:34
Mar 23	@ NYR	0-0,2/-1 15:02	0-0,1/-1 22:10	DNP	DND	3/37 O 65:00
Mar 24	@ PHI	0-0,0/0 12:58	0-0,3/1 18:29	0-0,0/0 06:18	1/33 W 60:00	DND
Mar 26	Vs BOS	0-0,1/0 09:46	0-1,0/3 17:35	DNP	DND	4/21 L 57:45
Mar 28	Vs NYI	0-0,0/0 13:48	0-0,2/0 15:21	DNP	3/24 L 57:33	DND
Mar 30	Vs DET	0-0,1/0 12:23	0-1,1/1 18:28	DNP	DND	2/22 W 65:00
Apr 1	@ TOR	0-0,0/-1 12:45	0-0,3/-3 14:42	0-0,1/-1 13:00	0/6 18:14	5/16 L 40:00
Apr 2	@ MTL	0-0,0/-1 14:08	0-0,2/2 18:12	0-0,0/-1 11:01	5/38 L 60:00	DND
Apr 4	@ OTT	0-0,2/0 16:38	0-0,2/1 18:44	0-0,1/0 11:04	DND	0/30 W 60:00
Apr 6	@ BOS	0-0,2/0 11:00	0-0,0/-1 22:14	0-0,1/0 05:57	DND	3/29 O 62:05
Apr 9	Vs OTT	0-0,0/0 09:20	DNP	0-0,0/0 07:05	0/26 W 59:58	DND
Apr 11	Vs CBJ	0-0,3/0 13:54	0-2,1/3 18:45	DNP	DND	0/25 W 60:00
Apr 13	Vs BUF	1-0,2/0 09:26	0-0,1/0 03:04	DNP	DND	2/29 W 63:58
Apr 16	Vs TOR	0-0,1/0 13:00	DNP	DNP	2/26 W 60:00	DND

# MISCELLANEOUS SCORING

## INDIVIDUAL GOAL-SCORING BREAKDOWN

Player	1st	2nd	3rd	OT	1A	2A	EV	SH	PP	GWG	H	R	Total	Record
Barkov	6	5	12		35	22	18		5	4	12	11	23	15-3-2
Balinskis	1				1	1	1				1		1	1-0-0
Bennett	5	8	7		13	8	15		5	2	10	10	20	15-2-1
Bjørnfort														
Bobrovsky						2								
Cousins	3	1	3		2	6	7			3	5	2	7	6-0-0
Ekblad	3	1			8	6	3		1	1	2	2	4	3-1-0
Ekman-Larsson	4	2	2	2	1	10	13	8		1	3	3	6	9 8-1-0
Forsling	3	4	2	1	16	13	9		1	1	7	3	10	7-2-1
Gadjovich		1	1		2		2				1	1	2	2-0-0
Kulikov	1				12	7	1					1	1	1-0-0
Lockwood						1								
Lomborg	2		3		2		4		1	2	2	3	5	5-0-0
Lorentz		1			1	1	1			1		1	1	1-0-0
Lundell	3	5	4	1	11	11	12		1	2	6	7	13	9-3-0
Luostarinen	1	6	5		9	6	10		2	2	7	5	12	8-2-1
Mahura					3	6								
Mikkola	1	2			5	9	3				2	1	3	2-0-0
Montour	2	4	2		7	18	8		1	3	3	5	8	7-1-0
Okposo														
Reilly														
Reinhart	14	24	16	3	22	15	24	5	28	11	27	30	57	32-8-3
Rodrigues	5	2	5		14	13	9		3	1	5	7	12	8-2-0
Samoskevich														
Sourdif														
Stenlund	5	1	5		3	1	9	2		3	6	5	11	10-0-1
Stolarz					1	1								
Tarasenko	1	3	2		4	4	5		1	1	4	2	6	3-2-0
Tkachuk	6	9	11		42	20	19	1	6	2	10	16	26	18-2-2
Verhaeghe	9	5	19	1	23	15	26		8	7	15	19	34	24-4-2

## INDIVIDUAL MULTI-POINT STATISTICS

Player	Number of Times	Most Recent	Point Totals	Season-High
Barkov	24	April 16 vs. TOR	2 (0-2-2)	4 (0-4-4), Jan. 6 at COL
Bennett	7	April 16 vs. TOR	2 (1-1-2)	4 (2-2-4), Feb. 17 at TBL
Cousins	2	April 4 at OTT	2 (1-1-2)	2 [2X], Last: (1-1-2), April 4 at OTT
Ekblad	2	Jan. 19 vs. MIN	4 (1-3-4)	4 (1-3-4), Jan. 19 vs. MIN
Ekman-Larsson	6	April 11 vs. CBJ	2 (0-2-2)	2 [6X], Last: (0-2-2), April 11 vs. CBJ
Forsling	8	April 6 at BOS	2 (0-2-2)	2 [8X], Last: (0-2-2), April 6 at BOS
Kulikov	1	Oct. 28 vs. SEA	2 (0-2-2)	2 (0-2-2), Oct. 28 vs. SEA
Lundell	8	April 2 at MTL	2 (1-1-2)	2 [8X], Last: (1-1-2), April 2 at MTL
Luostarinen	2	April 4 at OTT	2 (0-2-2)	2 [2X], Last: (0-2-2), April 4 at OTT
Mikkola	2	Dec. 6 vs. DAL	2 (0-2-2)	2 [2X], Last: (0-2-2), Dec. 6 vs. DAL
Montour	9	March 24 at PHI	3 (0-3-3)	3 [4X], Last: (0-3-3), March 24 at PHI
Reinhart	25	April 16 vs. TOR	2 (2-0-2)	4 [2X], Last: (0-4-4), Dec. 10 at CBJ
Rodrigues	9	March 2 at DET	2 (1-1-2)	4 [3X], Last: (2-2-4), Dec. 6 vs. DAL
Stenlund	1	Nov. 20 vs. EDM	3 (1-2-3)	3 (1-2-3), Nov. 20 vs. EDM
Tarasenko	2	April 1 at TOR	3 (1-2-3)	3 [2X], Last: (1-2-3), April 1 at TOR
Tkachuk	25	April 16 vs. TOR	3 (1-2-3)	4 [3X], Last: (2-2-4), Feb. 17 at TBL
Verhaeghe	20	March 23 at NYR	2 (1-1-2)	3 [4X], Last: (2-1-3), Feb. 17 at TBL

# MISCELLANEOUS SCORING

## INDIVIDUAL MULTI-GOAL STATISTICS

Player	Number of Times	Most Recent	Goal Totals	Season-High
Barkov	3	March 30 vs. DET	2	2 [2X], Last: March 30 vs. DET
Bennett	2	Feb. 17 at TBL	2	2 [2X], Last: Feb. 17 at TBL
Cousins	1	March 5 at NJD	2	2, March 5 at NJD
Lundell	1	Feb. 14 at PIT	2	2, Feb. 14 at PIT
Luostarinen	1	Dec. 30 vs. MTL	2	2, Dec. 30 vs. MTL
Mikkola	1	Nov. 20 vs. EDM	2	2, Nov. 20 vs. EDM
Reinhart	12	April 16 vs. TOR	2	3, Jan. 6 at COL
Rodrigues	2	Dec. 6 vs. DAL	2	2 [2X], Last: Dec. 6 vs. DAL
Tarasenko	1	March 9 vs. CGY	2	2, March 9 vs. CGY
Tkachuk	3	Feb. 17 at TBL	2	3, Jan. 9 at STL
Verhaeghe	4	Feb. 17 at TBL	2	2 [4X], Last: Feb. 17 at TBL

## INDIVIDUAL MULTI-ASSIST STATISTICS

Player	Number of Times	Most Recent	Assist Totals	Season-High
Barkov	13	April 16 vs. TOR	2	4, Jan. 6 at COL
Bennett	3	Feb. 17 at TBL	2	3, Jan. 22 at NSH
Ekblad	2	Jan. 19 vs. MIN	3	3, Jan. 19 vs. MIN
Ekman-Larsson	3	Jan. 26 at PIT	2	2 [3X], Last: Jan. 26 at PIT
Forsling	7	April 11 vs. CBJ	2	2 [7X], Last: April 11 vs. CBJ
Kulikov	1	Oct. 28 vs. SEA	2	2, Oct. 28 vs. SEA
Lundell	3	March 2 at DET	2	2 [3X], Last: March 2 at DET
Luostarinen	1	April 4 at OTT	2	2, April 4 at OTT
Mikkola	1	Dec. 6 vs. DAL	2	2, Dec. 6 vs. DAL
Montour	8	March 24 at PHI	3	3, March 24 at PHI
Reinhart	6	Dec. 10 at CBJ	4	4, Dec. 10 at CBJ
Rodrigues	4	Feb. 14 at PIT	2	2 [5X], Last: Feb. 27 vs. BUF
Stenlund	1	Nov. 20 vs. EDM	2	2, Nov. 20 vs. EDM
Tarasenko	1	April 1 at TOR	1	2, April 1 at TOR
Tkachuk	17	April 16 vs. TOR	2	3 [2X], Last: March 5 at NJD
Verhaeghe	3	March 12 at DAL	2	3, Jan. 24 vs. ARI



# MISCELLANEOUS SCORING

## INDIVIDUAL GOAL STREAKS

Player	Longest Streak	Dates of Streak	Goal Totals
Barkov	3 Games [2X]	Last: Dec. 6 – Dec. 10	3
Bennett	3 Games	April 1 – April 4	4
Forsling	2 Games	Jan. 17 – Jan. 19	2
Lundell	2 Games [2X]	Last: April 2 – April 4	2
Luostarinen	2 Games [2X]	Last: Feb. 8 – Feb. 10	2
Montour	2 Games	Feb. 17 – Feb. 20	2
Reinhart	8 Games	Jan. 2 – Jan. 17	10
Stenlund	2 Games	Jan. 6 – Jan. 9	2
Tkachuk	5 Games	Jan. 2 – Jan. 11	7
Verhaeghe	5 Games	Dec. 29 – Jan. 6	6

## INDIVIDUAL ASSIST STREAKS

Player	Longest Streak	Dates of Streak	Assist Totals
Barkov	4 Games	Oct. 14 – Oct. 21	5
Cousins	2 Games	April 11 – April 13	2
Ekblad	3 Games	Dec. 2 – Dec. 8	3
Ekman-Larsson	2 Games [3X]	Last: March 4 – March 5	2
Forsling	3 Games [3X]	Last: Feb. 14 – Feb. 17	4
Kulikov	3 Games	Oct. 14 – Oct. 19	3
Lundell	3 Games	Nov. 6 – Nov. 10	3
Luostarinen	2 Games	March 24 – March 26	2
Mahura	2 Games	Nov. 4 – Nov. 6	2
Montour	2 Games [4X]	Last: March 23 – 24	4
Mikkola	3 Games [2X]	Last: March 28 – April 1	3
Reinhart	5 Games	Nov. 6 – Nov. 14	8
Rodriguez	4 Games	Last: Nov. 30 – Dec. 8	5
Tarasenko	4 Games	April 1 – April 6	5
Tkachuk	6 Games	Feb. 8 – Feb. 20	10
Verhaeghe	7 Games	Dec. 29 – Jan. 11	7





# MISCELLANEOUS SCORING

## INDIVIDUAL POINT STREAKS

Player	Longest Streak	Dates of Streak	Point Totals
Barkov	7 Games	March 26 – April 6	10 (5-5-10)
Bennett	3 Games [2X]	Last: April 1 – April 4	4 (3-1-4)
Cousins	3 Games	April 9 – April 13	3 (1-2-3)
Ekblad	3 Games	Dec. 2 – Dec. 8	3 (0-3-3)
Ekman-Larsson	3 Games	Nov. 4 – Nov. 8	2 (2-2-4)
Forsling	5 Games	March 4 – March 12	7 (1-6-7)
Kulikov	3 Games	Oct. 14 – Oct. 19	3 (0-3-3)
Lomberg	2 Games	Feb. 15 – Feb. 17	2 (1-1-2)
Lundell	4 Games	Feb. 14 – Feb. 20	6 (4-2-6)
Luostarinen	3 Games [2X]	Last: March 24 – 26	3 (1-2-3)
Mahura	2 Games	Nov. 4 – Nov. 6	2 (0-2-2)
Montour	2 Games [4X]	Last: March 23 – 24	4 (0-4-4)
Mikkola	3 Games [2X]	Last: March 28 – April 1	3 (0-3-3)
Reinhart	13 Games	Jan. 2 – Jan. 27	18 (14-4-18)
Rodriguez	4 Games	Nov. 30 – Dec. 8	8 (3-5-8)
Stenlund	2 Games	Jan. 6 – Jan. 9	2 (2-0-2)
Tarasenko	4 Games	April 1 – April 6	6 (1-5-6)
Tkachuk	9 Games	Dec. 29 – Jan. 15	18 (7-11-18)
Verhaeghe	7 Games	Dec. 29 – Jan. 11	13 (6-7-13)



# TEAM RECORDS

## MONTH BY MONTH RECORD

	W-L-OT	POINTS
October:	4-3-1	9
November:	10-4-1	21
December:	8-5-0	16
January:	9-2-2	20
February:	9-2-0	18
March:	7-6-1	15
April:	5-2-1	11
Totals:	52-24-6	110

## POWER PLAY

	G	ATT	%
Overall:	63	274	23.0 (10th NHL)
Home:	32	129	24.8 (8th NHL)
Road:	31	145	21.4 (9th NHL)

9 SHG allowed (22nd fewest NHL)

## PENALTY KILLING

	G	ATT	%
Overall:	70	287	75.6 (25th NHL)
Home:	34	145	76.6 (24th NHL)
Road:	36	142	74.6 (24th NHL)

6 SHG (20th NHL)

## PENALTIES

GP	MIN	AVG./RANK
82	998	12.1 (30th NHL)

## GOALS BY PERIOD

	1	2	3	OT	T	AVG
Florida Panthers:	76	83	99	7	265	(3.2 avg.)

## GOALS AGAINST BY PERIOD

	1	2	3	OT	T	AVG
Opponents:	55	76	63	4	198	(2.4 avg.)



## RECORD WHEN

A Panthers Player Scores a Goal, Tallies an Assist, Point or Records a Multi-Goal/Point Game



PLAYER	GOAL	ASSIST	POINT	MULTI-GOAL	MULTI-POINT
Barkov	16-3-2	29-8-2	34-9-3	2-0-0	20-3-1
Balinskis	1-0-0	1-0-1	2-0-1		
Bennett	15-2-1	15-1-1	24-3-2	1-0-1	7-0-1
Bobrovsky		2-0-0	2-0-0		
Cousins	6-0-0	7-1-0	12-1-0	1-0-0	2-0-0
Ekblad	3-1-0	7-3-1	10-3-1		1-1-0
Ekman-Larsson	8-1-0	17-1-1	23-2-1		6-0-0
Forsling	7-2-1	21-1-1	26-3-2		7-0-1
Gadjovich	2-0-0	1-0-1	3-0-1		
Kulikov	1-0-0	12-5-1	13-5-1		1-0-0
Lockwood		1-0-0	1-0-0		
Lomberg	5-0-0	2-0-0	7-0-0		
Lorentz	1-0-0	2-0-0	3-0-0		
Luostarinen	8-2-1	12-2-0	20-4-1	1-0-0	2-0-0
Lundell	9-3-0	15-3-1	22-4-1	1-0-0	6-2-0
Mahura		5-2-1	5-2-1		
Mikkola	2-0-0	8-2-2	10-2-2	1-0-0	1-0-0
Montour	7-1-0	13-2-2	15-3-2		10-0-0
Okposo					
Reinhart	32-9-3	25-3-3	44-10-5	10-2-0	21-3-1
Rodrigues	8-2-0	16-3-1	20-4-1	1-1-0	6-2-0
Stenlund	10-0-1	3-0-0	12-0-1		1-0-0
Stolarz		2-0-0	2-0-0		
Tarasenko	3-2-0	3-3-1	5-4-1	1-0-0	1-1-0
Tkachuk	17-3-2	35-7-2	38-9-4	3-0-0	22-2-1
Verhaeghe	24-4-2	26-5-2	36-8-2	4-0-0	16-2-2

## RECORD WHEN...

### THE PANTHERS SCORE 0, 1, 2, 3, 4, OR 5 POWER PLAY GOALS

0 PPG	1 PPG	2 PPG	3 PPG	4 PPG	5 PPG
14-18-5	25-6-0	9-0-1	4-0-0	-	-

### THE PANTHERS ALLOW 0, 1, 2, 3, 4, OR 5 POWER PLAY GOALS

0 PPG	1 PPG	2 PPG	3 PPG	4 PPG	5 PPG
27-12-3	20-9-3	5-2-0	-	-	0-1-0

### THE PANTHERS PLAY ON THIS DAY OF THE WEEK

SUN	MON	TUE	WED	THU	FRI	SAT
3-0-0	6-2-2	9-4-1	6-1-1	10-9-0	5-2-0	13-6-2

### THE PANTHERS PLAY IN THIS MONTH

OCT	NOV	DEC	JAN	FEB	MARCH	APRIL
4-3-1	10-4-1	8-5-0	9-2-2	9-2-0	7-6-1	5-2-1





STANLEY CUP  
PLAYOFFS



# PLAYERS







**POSITION:** Defense  
**SHOOTS:** Left  
**HEIGHT:** 6'0"  
**WEIGHT:** 196  
**BORN:** August 1, 1996  
**BIRTHPLACE:** Ventspils, LAT  
**HOW ACQUIRED:** Signed as a free agent on April 18, 2023

### 2023-24 REG. SEASON

**MOST GOALS/GAME:**  
 1, 11/10 vs. CAR  
**MOST ASSISTS/GAME:**  
 1 [2X], Last: March 23 at NYR  
**MOST POINTS/GAME:**  
 1 [3X], Last: March 23 at NYR  
**MOST SHOTS/GAME:**  
 4, Nov. 10 vs. CAR  
**LONGEST GOAL STREAK:**  
 -

**LONGEST ASSIST STREAK:**  
 -

**LONGEST POINT STREAK:**  
 -

**MULTI-POINT GAMES:**  
 -

### CAREER PLAYOFF INFO:

- Notched two assists over 10 tournament games to help Latvia secure its first-ever IIHF medal, when Latvia downed the United States 4-3 in overtime of the bronze medal game at the 2023 IIHF World Championship
- Led all Liberec White Tigers (Czech Extraliga) with seven points over 10 postseason games in 2022-23

### SEASON HIGHLIGHTS:

- Skated in his first season in North America in 2023-24, appearing in 26 NHL games and 37 American Hockey League (AHL) games
- Ranked third among Charlotte (AHL) defensemen with 21 points (3-18-21)
- Recorded an assist, March 23 at NYR
- Posted his first NHL assist, Nov. 14 at SJS
- Scored his first NHL goal and a season high 4 shots on goal, Nov. 10 vs. CAR
- Logged 3 SOG, Oct. 28 vs. SEA
- Made NHL debut, Oct. 12 at MIN

### CAREER PLAYOFFS

**MOST GOALS/GAME:**  
 -

**MOST ASSISTS/GAME:**  
 -

**MOST POINTS/GAME:**  
 -

**MOST SHOTS/GAME:**  
 -

### REGULAR SEASON

### PLAYOFFS

SEASON TEAM	LEAGUE	GP	G	A	P	+/-	PIM	PP	SH	GW	GP	G	A	P	PIM
2023-24 Florida	NHL	26	1	2	3	0	8	0	0	0					
Charlotte	AHL	37	3	18	21	+4	31								
NHL TOTALS		26	1	2	3	0	8	0	0	0					



**POSITION:** Forward  
**SHOOTS:** Left  
**HEIGHT:** 6'3"  
**WEIGHT:** 215  
**BORN:** September 2, 1995  
**BIRTHPLACE:** Tampere, Finland  
**DRAFTED:** 2013 - 1st Round (2nd overall) by Florida

## 2023-24 REG. SEASON

**MOST GOALS/GAME:**  
2 [2X], Last: March 30 vs. DET  
**MOST ASSISTS/GAME:**  
4, Jan. 6 at COL  
**MOST POINTS/GAME:**  
4, Jan. 6 at COL  
**MOST SHOTS/GAME:**  
7, Dec. 16 at EDM  
**LONGEST GOAL STREAK:**  
3 Games [2X], Last: 12/6-12/10  
**LONGEST ASSIST STREAK:**  
4 Games, 10/14-10/21  
**LONGEST POINT STREAK:**  
7 Games, 3/26-4/6  
**MULTI-POINT GAMES:**  
24

## CAREER PLAYOFFS

**MOST GOALS/GAME:**  
2, 4/29/24 vs. TBL  
**MOST ASSISTS/GAME:**  
2 [5X], Last: 4/21/24 vs. TBL  
**MOST POINTS/GAME:**  
3, 4/29/24 vs. TBL  
**MOST SHOTS/GAME:**  
9, 4/17/16 at NYI

## CAREER PLAYOFF INFO:

- Florida's franchise leader in playoff games (52), assists (29), points (42) and multi-assists games (5)
- Posted 5 points (2-3-5) over 5 games vs. TBL in 2024, including SHG and career-high 3 points (2-1-3) in Game 5 to clinch series
- Recorded 16 points (5-11-16) in 21 games in Florida's Cup Final run in 2022-23, tying for second-most takeaways (24) of any skater in the 2023 postseason
- Posted seven points (2-5-7) in 10 games against WSH and TBL in 2021-22
- Recorded seven points (1-6-7) in six games against TBL in 2020-21, including two multi-point outings
- Registered four points (1-3-4) over four games with Florida in 2020 Stanley Cup Qualifier
- Appeared in six playoff games with Florida in 2015-16, notching three points (2-1-3) against NYI
- 2013 Liiga Silver Medal with Tappara


## SEASON HIGHLIGHTS:

- Finalist for Frank J. Selke Trophy as NHL's best defensive forward
- Ranked 4th on FLA in goals (23), 2nd in assists (57), 3rd in points (80)
- Season-long seven-game point streak (5-5-10), March 26-April 6
- Registered his franchise record 32nd career multi-goal game (2-0-2), March 30 vs. DET
- Scored a goal (1-1-2) for his 700th NHL point, March 28 vs. NYI
- Recorded three points (1-2-3), Feb. 29 vs. MTL
- Logged three points (1-2-3), Feb. 10 vs. COL
- Posted four assists in his 700th NHL game, Jan. 6 at COL
- Notched his 416th assist, surpassing J. Huberdeau for FLA all-time assists record, Jan. 2 at ARI
- Logged three points (1-2-3), Dec. 10 at CBJ
- Posted two pts (1-1-2), including his 250th NHL goal, Nov. 30 at MTL
- Notched three assists, Nov. 27 at OTT
- Produced a four-game point streak (3-3-6), Nov. 4-10
- Posted two points pts (1-1-2) including his 100th road goal, Nov. 8 at WSH
- Skated in his 672nd game, surpassing J. Huberdeau for most GP in FLA history

## REGULAR SEASON

## PLAYOFFS

SEASON TEAM	LEAGUE	GP	G	A	P	+/-	PIM	PP	SH	GW	GP	G	A	P	PIM
2023-24 Florida	NHL	73	23	57	80	+33	24	5	0	4	5	2	3	5	2
NHL TOTALS		737	266	445	711	123	148	70	12	48	52	13	29	42	22



**POSITION:** Forward  
**SHOOTS:** Left  
**HEIGHT:** 6'1"  
**WEIGHT:** 195  
**BORN:** June 20, 1996  
**BIRTHPLACE:** Holland Landing, ON  
**DRAFTED:** 2014 - 1st round (4th overall)  
 by Calgary  
**HOW ACQUIRED:** Traded from Calgary  
 with 2022 6th round pick in exchange for  
 Emil Heineman and a 2022 2nd round pick  
 on April 12, 2021

### 2023-24 REG. SEASON

**MOST GOALS/GAME:**  
 2 [2X], Last: Feb. 17 at TBL  
**MOST ASSISTS/GAME:**  
 3, Jan. 22 at NSH  
**MOST POINTS/GAME:**  
 4, Feb. 17 at TBL  
**MOST SHOTS/GAME:**  
 7 [2X], Last: Feb. 29 vs. MTL  
**LONGEST GOAL STREAK:**  
 3 Games, 12/6-12/10  
**LONGEST ASSIST STREAK:**  
 -  
**LONGEST POINT STREAK:**  
 3 Games [2X], Last: 4/1-4/4  
**MULTI-POINT GAMES:**  
 8

### CAREER PLAYOFF INFO:

- Florida's all-time playoff hits leader among forwards (148)
- Produced two points (1-1-2) in two games vs. TBL in 2024
- Produced 15 points (5-15-20) in 20 games in Florida's 2022-23 Cup Final run, leading all NHL forwards in hits (84) in the 2023 postseason
- Recorded three points (1-2-3) over 10GP against WSH and TBL in 2021-22
- Logged five points (1-4-5) and 18 SOG over five games against TBL in 2020-21
- Through 10 games in 2020 Stanley Cup Playoffs, led CGY in goals (5), while tied for first on the club in points (8)
- Led CGY in total playoff goals (11), even-strength points (11) and hits (107) over his last four postseason appearances with the team, while ranking tied for second on the club in points (19) in that span

### SEASON HIGHLIGHTS:

- Reached 20 goals for the second time in his career, evenly split between home and away (10 each)
- 15 of his goals came at even strength
- Ranked 2nd among FLA forwards with 173 hits
- Logged a three-game goal streak (3-1-4), April 1-4
- Skated in his 600th NHL game, March 12 at DAL
- Registered 7 hits and scored a power-play goal, Feb. 27 vs. BUF
- Assisted on OT goal, Feb. 24 vs. WSH
- Tied his career-high with four points (2-2-4), Feb. 17 at TBL
- Matched his single-game career high with three assists (0-3-3), Jan. 22 at NSH
- Scored two goals (2-0-2), Jan. 15 vs. ANA
- Posted three points (1-2-3), Dec. 16 at EDM


### CAREER PLAYOFFS

**MOST GOALS/GAME:**  
 2, 8/16/20 vs. DAL  
**MOST ASSISTS/GAME:**  
 2 [2X], Last: 5/16/21 vs. TBL  
**MOST POINTS/GAME:**  
 3, 8/16/20 vs. DAL  
**MOST SHOTS/GAME:**  
 7, 4/19/23 at BOS

### REGULAR SEASON

### PLAYOFFS

SEASON TEAM	LEAGUE	GP	G	A	P	+/-	PIM	PP	SH	GW	GP	G	A	P	PIM
2023-24 Florida	NHL	69	20	21	41	+17	100	5	0	2	2	1	1	2	2
NHL TOTALS		615	137	148	285	-6	580	27	0	21	67	19	25	44	120



**POSITION:** Defenseman  
**SHOOTS:** Left  
**HEIGHT:** 6'1"  
**WEIGHT:** 215  
**BORN:** April 6, 2001  
**BIRTHPLACE:** Upplands Vasby, SWE  
**DRAFTED:** 2019 - 1st round (22nd overall)  
 by Los Angeles  
**HOW ACQUIRED:** Claimed off waivers  
 from the Vegas Golden Knights on March  
 8, 2024

### 2023-24 REG. SEASON

**MOST GOALS/GAME:**  
-  
**MOST ASSISTS/GAME:**  
-  
**MOST POINTS/GAME:**  
-  
**MOST SHOTS/GAME:**  
1, March 23 at NYR  
**LONGEST GOAL STREAK:**  
-  
**LONGEST ASSIST STREAK:**  
-  
**LONGEST POINT STREAK:**  
-  
**MULTI-POINT GAMES:**  
-

### **CAREER PLAYOFF INFO:**

- Won a gold medal with Sweden at the 2019 IIHF U18 World Junior Championship
- Earned bronze medals at the 2018 U18 WJC and at the 2020 U20 World Junior Championship
- Skated in two Calder Cup (AHL) Playoff games with the Ontario Reign in 2022-23

### **SEASON HIGHLIGHTS:**

- Skated in one game with Florida on March 23 at NYR
- Appeared in two games with VGK, one game with LAK
- Played in 14 American Hockey League (AHL) games between the Ontario Reign and Henderson Silver Knights

### CAREER PLAYOFFS

**MOST GOALS/GAME:**  
-  
**MOST ASSISTS/GAME:**  
-  
**MOST POINTS/GAME:**  
-  
**MOST SHOTS/GAME:**  
-


### REGULAR SEASON

### PLAYOFFS

SEASON TEAM	LEAGUE	GP	G	A	P	+/-	PIM	PP	SH	GW	GP	G	A	P	PIM
2023-24 Florida	NHL	1	0	0	0	0	0	0	0	0					
Vegas	NHL	2	0	0	0	-2	2	0	0	0					
Los Angeles	NHL	1	0	0	0	0	0	0	0	0					
NHL TOTALS		120	1	14	15	-20	28	0	0	0					



# SERGEI BOBROVSKY 72



**POSITION:** Goaltender  
**CATCHES:** Left  
**HEIGHT:** 6'2"  
**WEIGHT:** 188  
**BORN:** September 20, 1988  
**BIRTHPLACE:** Novokuznetsk, Russia  
**DRAFTED:** Undrafted  
**HOW ACQUIRED:** Signed as a free agent on July 1, 2019

## 2023-24 REG. SEASON

**MOST SHOTS FACED/ GAME:**  
 39, Dec. 16 at EDM  
**MOST SAVES/GAME:**  
 38, Dec. 16 at EDM  
**LONGEST WIN STREAK:**  
 7 Games [2X], Last: 1/24-2/20  
**LONGEST POINT STREAK:**  
 7 Games [3X], Last: 1/24-2/20

## CAREER PLAYOFFS

**MOST SHOTS FACED/ GAME:**  
 65, 5/18/23 at CAR  
**MOST SAVES/GAME:**  
 63, 5/18/23 at CAR  
**LONGEST WIN STREAK:**  
 6 Games, 4/26-5/7/23

## CAREER PLAYOFF INFO:

- Posted a 4-1 record vs. TBL in 2024, incl. his 12th consecutive OT win in Game 2, tied for the longest streak by a goaltender in NHL history (Brodeur, 1993-1996)
- Led Florida to the 2023 Stanley Cup Final
- Posted win streaks of six games (Game 5 of Round 1 at BOS through Game 3 of Round 2 vs. TOR) and five games (Game 5 of Round 2 at TOR through Game 4 of the ECF vs. CAR) in the 2023 postseason, accumulating a 12-6 record, .915 SV% and 2.78 GAA
- Posted his first career postseason shutout (32 saves) in Game 3 of the 2023 ECF vs. CAR
- Started all six games for FLA against WSH in 2022 to help the team earn its first series victory since the 1996 ECF
- Stopped all nine TBL shots he faced in relief to earn the win in Round 1, Game 3 on May 20, 2021
- Appeared in all four games for FLA during 2020 Stanley Cup Qualifiers
- Over 10 playoff games with CBJ in 2018-19, he recorded a .925 save percentage and a 6-4 record, including a series sweep of the Presidents' Trophy-winning TBL

## SEASON HIGHLIGHTS:

- 2024 Vezina Trophy finalist as the NHL's best goaltender, his third career nomination
- Posted a 36-17-4 record, .915 save percentage and 2.37 goals against average in addition to his six shutouts which tied for the league lead
- His 36 wins tied for third most among goaltenders this season while his goals against average led all goaltenders with at least 50 appearances
- Appeared in his 700th NHL Game, April 13 vs. BUF
- Surpassed S. Varlamov for 2nd-most GP by a Russian-born goaltender, April 6 at BOS
- Second 7-game win streak of the season, Jan. 24-Feb. 20
- 8-game road win streak, Dec. 16-Feb. 17
- NHL 2nd Star of the Week ending Feb. 11
- 7-game win streak, tied for his longest w/FLA, Dec. 23-Jan. 11
- Season-high 38 saves (39 shots against), Dec. 16 at EDM
- 4-game win streak, Nov. 27-Dec. 8
- 40th career shutout, Nov. 27 at OTT
- 5-game win streak, Nov. 2-12
- 7-game earned pts streak (6-0-1), Oct. 28-Nov. 12
- 107th win w/ FLA, surpassing J. Vanbiesbrouck for 2nd-most in FLA history, Oct. 19 vs. TOR

## REGULAR SEASON

## PLAYOFFS

SEASON	TEAM	LEAGUE	GP	W	L	OT	SO	SA	GA	GAA	SV%	GP	W	L	SA	GA	GAA	SV%
2023-24	FLORIDA	NHL	58	36	17	4	6	1,584	135	2.37	.915	5	4	1	101	14	2.78	.896
	NHL TOTALS		700	396	224	55	44	20,419	1,738	2.59	.915	75	33	36	2,302	219	3.01	.905



**POSITION:** Forward  
**SHOOTS:** Left  
**HEIGHT:** 5'11"  
**WEIGHT:** 186  
**BORN:** July 20, 1993  
**BIRTHPLACE:** Belleville, Ontario  
**HOW ACQUIRED:** Signed as an unrestricted free agent on July 13, 2022

## 2023-24 REG. SEASON

**MOST GOALS/GAME:**  
2, March 5 at NJD  
**MOST ASSISTS/GAME:**  
1 [8X], Last: April 13 vs. BUF  
**MOST POINTS/GAME:**  
2 [2X], Last: April 4 at OTT  
**MOST SHOTS/GAME:**  
5, Oct. 28 vs. SEA  
**LONGEST GOAL STREAK:**  
-

**LONGEST ASSIST STREAK:**  
2 Games, 4/11-4/13

**LONGEST POINT STREAK:**  
3 Games, 4/9-4/13

**MULTI-POINT GAMES:**  
2

## CAREER PLAYOFFS

**MOST GOALS/GAME:**  
1 [4X], Last: 5/12/23 at TOR  
**MOST ASSISTS/GAME:**  
2 [2X], Last: 4/19/23 at BOS  
**MOST POINTS/GAME:**  
2 [2X], Last: 4/19/23 at BOS  
**MOST SHOTS/GAME:**  
4 [2X], 6/3/23 at VGK

## CAREER PLAYOFF INFO:

- Assisted on Steven Lorentz's GWG vs. TBL in Round 1, Game 3 in 2024
- Recorded seven points (2-5-7) over 21 games in the 2023 postseason with Florida, highlighted by the Round 2, Game 5 overtime series-clinching goal against the Toronto Maple Leafs
- Skated a career-high 31:52 TOI in Game 1 of the 2023 Eastern Conference Final against CAR
- Notched four assists over seven games with Florida in Round 1 vs. BOS in 2023
- Reached the Western Conference Finals with VGK in 2019-20, posting five assists over 17 games

## SEASON HIGHLIGHTS:

- Logged 15 points (7-8-15) over 69 games played
- Posted two pts (1-1-2), April 4 at OTT
- Scored two goals, March 5 at NJD
- Tallied a goal, Feb. 24 vs. WSH
- Notched an assist, Nov. 30 at MTL
- Posted an assist, Nov. 22 vs. BOS
- Notched his first assist of the season, Nov. 17 at ANA
- Tallied game-tying goal at with 57 secs remaining, Nov. 6 vs. CBJ
- Scored the game-winning goal, Oct. 28 vs. SEA
- Made his season debut, Oct. 12 at MIN

## REGULAR SEASON

## PLAYOFFS

SEASON TEAM	LEAGUE	GP	G	A	P	+/-	PIM	PP	SH	GW	GP	G	A	P	PIM
2023-24 Florida	NHL	69	7	8	15	+1	64	0	0	3	5	0	1	1	0
NHL TOTALS		523	71	109	180	-19	312	9	0	1	56	4	11	15	42



**POSITION:** Defense  
**SHOOTS:** Right  
**HEIGHT:** 6'4"  
**WEIGHT:** 215  
**BORN:** February 7, 1996  
**BIRTHPLACE:** Windsor, ON  
**DRAFTED:** 2014 - 1st Round (1st overall)  
 by Florida

### 2023-24 REG. SEASON

**MOST GOALS/GAME:**  
 1 [4X], Last: Feb. 20 vs. OTT  
**MOST ASSISTS/GAME:**  
 3, Jan. 19 vs. MIN  
**MOST POINTS/GAME:**  
 4, Jan. 19 vs. MIN  
**MOST SHOTS/GAME:**  
 7, Feb. 8 vs. WSH  
**LONGEST GOAL STREAK:**  
 -  
**LONGEST ASSIST STREAK:**  
 3 Games, 12/2-12/8  
**LONGEST POINT STREAK:**  
 3 Games, 12/2-12/8  
**MULTI-POINT GAMES:**  
 2

### CAREER PLAYOFFS

**MOST GOALS/GAME:**  
 1 [3X], Last: 6/13/23 at VGK  
**MOST ASSISTS/GAME:**  
 2 [2X], Last: 5/7/23 vs. TOR  
**MOST POINTS/GAME:**  
 2 [3X], Last: 5/12/23 at TOR  
**MOST SHOTS/GAME:**  
 5 [3X], Last: 5/5/23 at TBL

### CAREER PLAYOFF INFO:

- Logged 2 assists and a plus-4 rating over 5 games vs. TBL in 2024
- Produced eight points (2-6-8) over 20 games in Florida's run to the 2023 Stanley Cup Final, including a plus-nine rating that led all FLA defensemen
- Skated a career-high 52:10 in Game 1 of the 2023 ECF at Carolina
- Skated in six games against BOS in 2022-23
- Produced 5 points (1-4-5) over 10 games against WSH and TBL in 2021-22
- Appeared in four games with FLA in 2020 Stanley Cup Qualifiers vs. NYI
- Appeared in six playoff games with FLA in 2015-16, notching one assist (0-1-1) against NYI

### SEASON HIGHLIGHTS:

- Registered 18 points (4-14-18) over 51 games, including a plus-27 rating that ranked second among Florida defensemen
- Skated in his 672nd NHL game, surpassing J. Huberdeau for 2nd most games played in franchise history, March 9 vs. CGY
- Notched an assist for his 230th career helper, surpassing R. Svehla for most by a defenseman in club history, March 5 at NJD
- Tallied a goal at :19, 2nd-fastest goal to start a game by FLA d-man, Feb. 20 vs. OTT
- Posted a season-high 7 shots on goal, Feb. 8 vs. WSH
- Matched his career high with four pts (1-3-4), +4 rating, Jan. 19 vs. MIN
- Posted a plus-3 rating, Jan. 9 at STL
- 2-game assist streak (0-2-2), Jan. 4-6
- Scored his first goal of the season, Dec. 27 at TBL
- 2-game assist streak (0-2-2), Dec. 2-6
- Made his season debut, Nov. 17 at ANA

### REGULAR SEASON

### PLAYOFFS

SEASON TEAM	LEAGUE	GP	G	A	P	+/-	PIM	PPG	SHG	GWG	GP	G	A	P	PIM
2023-24 FLORIDA	NHL	51	4	14	18	+27	50	1	0	1	5	0	2	2	2
NHL TOTALS		676	115	232	347	+85	452	41	2	24	45	2	8	10	35

# OLIVER EKMAN-LARSSON 91



**POSITION:** Defense  
**SHOOTS:** Left  
**HEIGHT:** 6'2"  
**WEIGHT:** 191  
**BORN:** July 17, 1991  
**BIRTHPLACE:** Karlskrona, SWE  
**DRAFTED:** 2009 - 1st round (6th overall)  
 by Phoenix/Arizona  
**HOW ACQUIRED:** Signed as a free agent  
 on July 1, 2023

## 2023-24 REG. SEASON

**MOST GOALS/GAME:**  
 1 [9X], Last: Jan. 27 at NYI  
**MOST ASSISTS/GAME:**  
 2 [4X], Last: April 11 vs. CBJ  
**MOST POINTS/GAME:**  
 2 [6X], Last: April 11 vs. CBJ  
**MOST SHOTS/GAME:**  
 7, Jan. 27 at NYI  
**LONGEST GOAL STREAK:**  
 -

**LONGEST ASSIST STREAK:**  
 2 Games [3X], Last: 3/4-3/5  
**LONGEST POINT STREAK:**  
 3 Games, 11/4-11/8  
**MULTI-POINT GAMES:**  
 6

## CAREER PLAYOFFS

**MOST GOALS/GAME:**  
 1 [3X], Last: 4/27/24 at TBL  
**MOST ASSISTS/GAME:**  
 2, 8/7/20 vs. NSH  
**MOST POINTS/GAME:**  
 2 [2X], Last: 8/7/20 at NSH  
**MOST SHOTS/GAME:**  
 5, 5/22/12 vs. LAK

## CAREER PLAYOFF INFO:

- Posted 2 points (1-1-2) over 5 games vs. TBL in 2024
- Skated in 25 postseason games with the Coyotes franchise between a run to the 2012 Western Conference Final and nine games in the 2020 postseason, logging eight total points (2-6-8)

## SEASON HIGHLIGHTS:

- Nominated by the South Florida media as Florida's candidate for the 2023-24 Bill Masterton Trophy
- Ranked second among Florida's defensemen with nine goals, and his 32 points (9-23-32) ranked third among the group, his highest point total since 2018-19
- His 21 even-strength points ranked second among Florida blueliners
- Scored OT goal and led the team with season-high 7 SOG, Jan. 27 at NYI
- Tallied a goal, Nov. 30 at MTL
- Two-game point streak (1-2-3), Nov. 12-14
- First multi-point game of the season (1-1-2), Nov. 8 at WSH
- Three-game point streak (2-2-4), Nov. 4-8
- Tallied a power-play goal, Nov. 4 at CHI
- Two-game pt streak (1-1-2), Oct. 16-19
- Scored the game-winning goal in Florida's home opener, blocked 5 shots, Oct. 19 vs. TOR
- Made his Panthers debut, led team in TOI (26:32), Oct. 12 at MIN

## REGULAR SEASON

## PLAYOFFS

SEASON TEAM	LEAGUE	GP	G	A	P	+/-	PIM	PPG	SHG	GWG	GP	G	A	P	PIM
2023-24 FLORIDA	NHL	80	9	23	32	+10	76	1	0	3	5	1	1	2	2
NHL TOTALS		982	144	327	471	-118	632	59	4	35	30	3	7	10	18





**POSITION:** Defense  
**SHOOTS:** Left  
**HEIGHT:** 6'0"  
**WEIGHT:** 195  
**BORN:** June 12, 1996  
**BIRTHPLACE:** Linköping, Sweden  
**DRAFTED:** 2014 - 5th rd (126th overall) by Vancouver  
**HOW ACQUIRED:** Claimed off waivers from CAR, Jan. 9, 2021

## 2023-24 REG. SEASON

**MOST GOALS/GAME:**  
 1 [10X], Last: March 7 vs. PHI  
**MOST ASSISTS/GAME:**  
 2 [6X], Last: April 6 at BOS  
**MOST POINTS/GAME:**  
 2 [8X], Last: April 6 at BOS  
**MOST SHOTS/GAME:**  
 7 [2X], Last: Dec. 12 at SEA  
**LONGEST GOAL STREAK:**  
 2 Games, 1/17-1/19  
**LONGEST ASSIST STREAK:**  
 3 Games [3X], Last: 2/14-2/17  
**LONGEST POINT STREAK:**  
 5 Games, 3/4-3/12  
**MULTI-POINT GAMES:**  
 8

## CAREER PLAYOFFS

**MOST GOALS/GAME:**  
 1 [3X], Last: 5/4/23 at TOR  
**MOST ASSISTS/GAME:**  
 2, 4/25/24 at TBL  
**MOST POINTS/GAME:**  
 2 [2X], 4/25/24 at TBL  
**MOST SHOTS/GAME:**  
 6, 5/18/23 at CAR

## CAREER PLAYOFF INFO:

- FLA's all-time leader in assists by a defenseman in the postseason (12)
- Recorded 4 assists over 5 games vs. TBL in 2024
- Produced eight points (2-6-8) over 21 games in Florida's run to the 2023 Stanley Cup Final, including a plus-seven rating
- Skated career high 55:41 TOI in Game 1 of the 2023 ECF at Carolina
- Scored the game-winning goal in Game 2 of Round 2 in 2023 at Toronto
- Posted three points (1-2-3) in Round 1 vs. BOS in 2022-23
- Logged three points (0-3-3) over 10 games against WSH and TBL in 2021-22
- Produced two points (1-1-2), including the late game-tying goal in Round 1 of Game 3 at TBL in 2020-21
- Played in 13 career AHL playoff games, posting five points (1-4-5)
- Played in six career SHL playoff games, posting three points (1-2-3)

## SEASON HIGHLIGHTS:

- Led all NHL skaters with a franchise record plus-56 rating, one of six skaters to finish a season over +50 in the salary cap era (since 2005-06)
- Led Florida defensemen with 10 goals and 39 points (10-29-39), as well as a career high 29 helpers
- 5-game point streak (1-6-7), March 4-12
- Three assists, +5 rating over 2 games, March 4-5
- Tallied the OT winner, Feb. 24 vs. WSH
- 2-game goal streak (2-0-2), Jan. 17-19
- 4-game point streak (1-4-5), Jan. 2-9
- Scored a goal and registered 1st NHL fighting major, Jan. 2 at ARI
- 3-game pt streak (1-2-3), Dec. 23-29
- Two pts (1-1-2), Dec. 10 at CBJ
- 4-game pt streak (1-3-4), Nov. 6-12
- Tallied a goal and matched career high w/ 7 SOG, Nov. 6 vs. CBJ

## REGULAR SEASON

## PLAYOFFS

SEASON TEAM	LEAGUE	GP	G	A	P	+/-	PIM	PPG	SHG	GWG	GP	G	A	P	PIM
2023-24 FLORIDA	NHL	79	10	29	39	+56	43	1	0	1	5	0	4	4	6
NHL TOTALS		397	46	115	161	+125	151	4	0	6	42	3	14	17	20



**POSITION:** Forward  
**SHOOTS:** Left  
**HEIGHT:** 6'2"  
**WEIGHT:** 209  
**BORN:** Oct. 12, 1998  
**BIRTHPLACE:** Whitby, ON, CAN  
**DRAFTED:** 2017 - 2nd rd (55th overall) by Vancouver  
**HOW ACQUIRED:** Signed as a free agent on Oct. 16, 2023

## 2023-24 REG. SEASON

**MOST GOALS/GAME:**  
 1 [2X], Last: Feb. 14 at PIT  
**MOST ASSISTS/GAME:**  
 1 [2X], Last: Jan. 9 at STL  
**MOST POINTS/GAME:**  
 1 [4X], Last: Feb. 14 at PIT  
**MOST SHOTS/GAME:**  
 3 [2X], Last: Feb. 8 vs. WSH  
**LONGEST GOAL STREAK:**  
 -  
**LONGEST ASSIST STREAK:**  
 -  
**LONGEST POINT STREAK:**  
 -  
**MULTI-POINT GAMES:**  
 -

## CAREER PLAYOFFS

**MOST GOALS/GAME:**  
 -  
**MOST ASSISTS/GAME:**  
 -  
**MOST POINTS/GAME:**  
 -  
**MOST SHOTS/GAME:**  
 -

## **SEASON HIGHLIGHTS:**

- Led Florida in hits per 60 minutes (16.97) in 2023-24
- Led Florida with a career high 104 penalty minutes
- Scored goal (1-0-1), Feb. 14 at PIT
- Posted seven hits, Feb. 10 vs. COL
- Skated in his 100th NHL game, Jan. 27 at NYI
- Scored his first goal of season, first with Florida, Jan. 24 vs. ARI
- Posted an assist (0-1-1), Nov. 28 at TOR
- Made his Panthers/season debut, Nov. 17 at ANA

### REGULAR SEASON

### PLAYOFFS

SEASON TEAM	LEAGUE	GP	G	A	P	+/-	PIM	PPG	SHG	GWG	GP	G	A	P	PIM
2023-24 FLORIDA	NHL	39	2	2	4	0	104	0	0	0					
NHL TOTALS		118	6	8	14	-13	252	0	0	0					



**POSITION:** Defense  
**SHOOTS:** Left  
**HEIGHT:** 6'1"  
**WEIGHT:** 201  
**BORN:** Oct. 29, 1990  
**BIRTHPLACE:** Lipetsk, RUS  
**DRAFTED:** 2009 - 1st round (14th overall) by Florida  
**HOW ACQUIRED:** Signed as a free agent on July 1, 2023

## 2023-24 REG. SEASON

**MOST GOALS/GAME:**  
1, April 4 at OTT  
**MOST ASSISTS/GAME:**  
2, Oct. 28 vs. SEA  
**MOST POINTS/GAME:**  
2, Oct. 28 vs. SEA  
**MOST SHOTS/GAME:**  
4 [2X], Last: April 11 vs. CBJ  
**LONGEST GOAL STREAK:**  
-  
**LONGEST ASSIST STREAK:**  
3 Games, 10/14-10/19  
**LONGEST POINT STREAK:**  
3 Games, 10/14-10/19  
**MULTI-POINT GAMES:**  
1

## CAREER PLAYOFFS

**MOST GOALS/GAME:**  
1, April 15 vs. NYI  
**MOST ASSISTS/GAME:**  
1 [7X], Last: 5/12/22 at STL  
**MOST POINTS/GAME:**  
1 [8X], Last: 5/12/22 at STL  
**MOST SHOTS/GAME:**  
5, 4/19/12 at NJD

## CAREER PLAYOFF INFO:

- Played in all 5 games vs. TBL in 2024
- Skated in 13 career playoff games with Florida in 2012 and 2016, recording five total points (1-4-5)
- In his NHL career, has appeared in 29 Stanley Cup Playoff games between FLA, WPG, EDM and MIN
- Won gold with Russia at the 2006-07 and 2007-08 IIHF U18 World Junior Championships, and silver at the 2010 and 2015 IIHF World Championships
- 2009 QMJHL Champion with Drummondville Voltigeurs

## SEASON HIGHLIGHTS:

- His 20 points (1-19-20) ranked fourth among Florida blueliners
- His 145 hits ranked second among Florida defensemen, while his 84 blocked shots ranked third among the group
- Two-game point streak (1-1-2), April 2-4
- Two-game assist streak (0-2-2), March 26-28
- Notched an assist, March 5 at NJD
- Two-game assist streak (0-2-2), Feb. 8-10
- Posted a shorthanded assist, Jan. 17 vs. DET
- Recorded his ninth assist of the season, Dec. 21 vs. STL
- Notched an assist, Nov. 30 at MTL
- Posted an assist, Nov. 2 at DET
- Notched two assists and a plus-two rating, Oct. 28 vs. SEA
- Two-game assist streak (0-2-2), Oct. 14-16
- Made his season debut, Oct. 12 at MIN

## REGULAR SEASON

## PLAYOFFS

SEASON TEAM	LEAGUE	GP	G	A	P	+/-	PIM	PPG	SHG	GWG	GP	G	A	P	PIM
2023-24 FLORIDA	NHL	76	1	19	20	+15	63	0	0	0	5	0	0	0	2
NHL TOTALS		948	46	188	234	-36	591	10	1	9	34	1	7	8	22



**POSITION:** Forward  
**SHOOTS:** Left  
**HEIGHT:** 5'9"  
**WEIGHT:** 184  
**BORN:** Dec. 9, 1994  
**BIRTHPLACE:** Richmond Hill, ON, CAN  
**DRAFTED:** Undrafted  
**HOW ACQUIRED:** Signed as a free agent on Oct. 9, 2020

## 2023-24 REG. SEASON

**MOST GOALS/GAME:**  
 1 [5X], Last: March 4 at NYR  
**MOST ASSISTS/GAME:**  
 1 [2X], Last: Feb. 17 at TBL  
**MOST POINTS/GAME:**  
 1 [7X], Last: March 4 at NYR  
**MOST SHOTS/GAME:**  
 4 [3X], Last: Feb. 15 at BUF  
**LONGEST GOAL STREAK:**  
 -  
**LONGEST ASSIST STREAK:**  
 -  
**LONGEST POINT STREAK:**  
 2 Games, 2/15-2/17  
**MULTI-POINT GAMES:**  
 -

## CAREER PLAYOFFS

**MOST GOALS/GAME:**  
 1 [3X], Last: 5/24/23 vs. CAR  
**MOST ASSISTS/GAME:**  
 -  
**MOST POINTS/GAME:**  
 1 [3X], Last: 5/24/23 vs. CAR  
**MOST SHOTS/GAME:**  
 4, 6/13/23 at VGK

## CAREER PLAYOFF INFO:

- Skated in 13 playoff games during Florida's run to the 2023 Stanley Cup Final, scoring a goal in the series-clinching Game 4 vs. Carolina in the Eastern Conference Final
- Scored one goal against WSH in Round 1 of 2021-22
- Scored his first playoff goal in overtime in Game 3 of Round 1 against TBL on May 20, 2021
- Skated in all six games against TBL in 2020-21, amassing 30 PIMs

## SEASON HIGHLIGHTS:

- Led Florida forwards in hits with 179 in 2023-24
- Scored the game-winning goal, March 4 at NYR
- Two-game pt streak (1-1-2), Feb. 15-17
- Scored his first career PPG and logged 10 hits, Feb. 15 at BUF
- Scored the game-winning goal, Feb. 8 vs. WSH
- Skated in his 200th NHL game, Nov. 20 vs. EDM
- Scored goal, plus-2 rating, Nov. 14 at SJS
- Logged team-high six hits, Nov. 8 at WSH
- Scored his 1st goal of the season, Nov. 6 vs. CBJ
- Posted 4 SOG, Oct. 21 vs. VAN
- Made season debut, Oct. 12 at MIN

## REGULAR SEASON

## PLAYOFFS

SEASON TEAM	LEAGUE	GP	G	A	P	+/-	PIM	PPG	SHG	GWG	GP	G	A	P	PIM
2023-24 FLORIDA	NHL	75	5	2	7	-1	80	1	0	2	1	0	0	0	0
NHL TOTALS		257	28	22	50	0	359	1	0	4	24	3	0	3	54



**POSITION:** Forward  
**SHOOTS:** Left  
**HEIGHT:** 6'4"  
**WEIGHT:** 216  
**BORN:** April 13, 1996  
**BIRTHPLACE:** Kitchener, ON, CAN  
**DRAFTED:** 2015 - 7th round (186th overall) by Carolina  
**HOW ACQUIRED:** Acquired from the San Jose Sharks with a 5th-round pick in 2025 NHL Draft in exchange for forward Anthony Duclair on July 1, 2023

## 2023-24 REG. SEASON

**MOST GOALS/GAME:**  
1, Nov. 2 at DET  
**MOST ASSISTS/GAME:**  
1[2X], Last: Nov. 14 at SJS  
**MOST POINTS/GAME:**  
1[3X], Last: Nov. 14 at SJS  
**MOST SHOTS/GAME:**  
4, Dec. 14 at VAN  
**LONGEST GOAL STREAK:**  
-  
**LONGEST ASSIST STREAK:**  
-  
**LONGEST POINT STREAK:**  
-  
**MULTI-POINT GAMES:**  
-

## CAREER PLAYOFFS

**MOST GOALS/GAME:**  
1, 4/25/24 at TBL  
**MOST ASSISTS/GAME:**  
1[4X], Last: 4/25/24 at TBL  
**MOST POINTS/GAME:**  
2, 4/25/24 at TBL  
**MOST SHOTS/GAME:**  
4, 5/27/21 at NSH

## CAREER PLAYOFF INFO:

- Scored his 1st career playoff goal, which ended as the game-winning goal, in Game 3 vs. TBL in 2024. He also added an assist for his 1st career multi-point postseason game
- Skated in 16 playoff games with Carolina from 2020-21 to 2021-22, notching three assists
- 2019 American Hockey League Calder Cup Champion with the Charlotte Checkers

## SEASON HIGHLIGHTS:


- Skated in 39 games with Florida in 2023-24
- His 12.57 hits per 60 ranked third on Florida among skaters with at least 30GP
- Went 6-0 in faceoff dot, March 28 vs. NYI
- Led Florida with 7 hits, March 24 at PHI
- Notched an assist, Nov. 6 vs. CBJ
- Scored his first goal of season for the game-winning goal, Nov. 2 at DET
- Skated in his 200th NHL game, Oct. 30 at BOS
- Logged three shots on goal, Oct. 24 vs. SJS
- Made his Florida debut, Oct. 12 at MIN

## REGULAR SEASON

## PLAYOFFS

SEASON TEAM	LEAGUE	GP	G	A	P	+/-	PIM	PPG	SHG	GWG	GP	G	A	P	PIM
2023-24 FLORIDA	NHL	38	1	2	3	-9	10	0	0	1	4	1	1	2	0
NHL TOTALS		230	21	22	43	-26	42	1	1	2	20	1	4	5	21





**POSITION:** Forward  
**SHOOTS:** Left  
**HEIGHT:** 6'1"  
**WEIGHT:** 190  
**BORN:** Oct. 3, 2001  
**BIRTHPLACE:** Espoo, Finland  
**DRAFTED:** 2020 - 1st rd (12th overall) by Florida

## 2023-24 REG. SEASON

**MOST GOALS/GAME:**  
2, Feb. 14 at PIT  
**MOST ASSISTS/GAME:**  
2 [3X], Last: March 2 at DET  
**MOST POINTS/GAME:**  
2 [8X], Last: April 2 at MTL  
**MOST SHOTS/GAME:**  
6, Nov. 28 at TOR  
**LONGEST GOAL STREAK:**  
2 Games [2X], Last: 4/2-4/4  
**LONGEST ASSIST STREAK:**  
3 Games, 11/6-11/10  
**LONGEST POINT STREAK:**  
4 Games, 2/14-2/20  
**MULTI-POINT GAMES:**  
8

## CAREER PLAYOFF INFO:

- Notched 4 assists over 5 games vs. TBL in 2024
- Posted 10 points (2-8-10) over 21 games in Florida's run to the 2023 Stanley Cup Final
- Skated a career-high 37:30 TOI in Game 1 of the 2023 ECF at Carolina
- Logged an assist on Sam Reinhart's OT winner in Game 3 of Round 2 vs. Toronto in 2022-23
- Notched back-to-back two-assist games in Games 6 & 7 of Round 1 vs. BOS in 2022-23
- Scored a goal in Game 2 vs. WSH in Round 1 in 2021-22
- Earned a Silver Medal with FIN at the 2021 IIHF World Championships, leading FIN with 4 goals and 7 points
- Earned a Bronze Medal with FIN at the 2021 U20 WJC, producing a team-leading 10 points and six goals
- Earned a Gold Medal (2019) and Bronze Medal (2021) at the U20 WJC
- Earned a Gold Medal (2018) at the IIHF U18 World Championship

## CAREER PLAYOFFS

**MOST GOALS/GAME:**  
1 [3X], Last: 6/5/23 at VGK  
**MOST ASSISTS/GAME:**  
2 [2X], Last: 4/30/23 at BOS  
**MOST POINTS/GAME:**  
2 [3X], Last: 5/4/23 at TOR  
**MOST SHOTS/GAME:**  
4 [3X], Last: 6/3/23 at VGK

## SEASON HIGHLIGHTS:

- Skated in a career high 78 games, logging 35 points (13-22-35)
- 3-game point streak (2-1-3), April 9-13
- 2-game goal streak (2-1-3), April 2-4
- Skated in 200th career NHL game, March 12 at DAL
- Recorded 2 assists (0-2-2), March 2 at DET
- Scored GDG in shootout, Feb. 29 vs. MTL
- Scored 1st NHL OT goal, Feb. 20 vs. OTT
- 4-game pt streak (4-2-6), Feb. 14-20
- First multi-goal game of season (2-0-2), Feb. 14 at PIT
- Posted 2 points (1-1-2), Jan. 24 vs. ARI
- Recorded 2 points (1-1-2), Jan. 19 vs. MIN
- Notched 2 assists and +3 rating, Dec. 8 vs. PIT
- 3-game assist streak, Nov. 6-10
- Assisted on OT GWG, Nov. 6 vs. CBJ

### REGULAR SEASON

### PLAYOFFS

SEASON	TEAM	LEAGUE	GP	G	A	P	+/-	PIM	PPG	SHG	GWG	GP	G	A	P	PIM
2023-24	FLORIDA	NHL	78	13	22	35	+19	46	1	0	2	5	0	4	4	4
	NHL TOTALS		216	43	69	112	+53	107	2	3	7	35	3	12	15	8



**POSITION:** Forward  
**SHOOTS:** Left  
**HEIGHT:** 6'3"  
**WEIGHT:** 190  
**BORN:** Sept. 2, 1998  
**BIRTHPLACE:** Siilinjärvi, Finland  
**DRAFTED:** 2017 – 2nd round (42nd overall) by Carolina  
**HOW ACQUIRED:** Traded from Carolina with Erik Haula, Lucas Wallmark and Chase Priskie in exchange for Vincent Trocheck on Feb. 24, 2020

### 2023-24 REG. SEASON

**MOST GOALS/GAME:**  
2, Dec. 30 vs. MTL  
**MOST ASSISTS/GAME:**  
2, April 4 at OTT  
**MOST POINTS/GAME:**  
2 [2X], Last: April 4 at OTT  
**MOST SHOTS/GAME:**  
5 [2X], Last: April 2 at MTL  
**LONGEST GOAL STREAK:**  
2 Games [2X], Last: 2/8-2/10  
**LONGEST ASSIST STREAK:**  
2 Games, 3/24-3/26  
**LONGEST POINT STREAK:**  
3 Games [2X], Last: 3/23-3/26  
**MULTI-POINT GAMES:**  
2

### CAREER PLAYOFFS

**MOST GOALS/GAME:**  
1 [3X], Last: 4/28/23 vs. BOS  
**MOST ASSISTS/GAME:**  
1 [6X], Last: 4/29/24 vs. TBL  
**MOST POINTS/GAME:**  
2, 4/28/23 vs. BOS  
**MOST SHOTS/GAME:**  
4, 4/19/23 at BOS

### CAREER PLAYOFF INFO:

- Produced 2 assists over 5 games vs. TBL in 2024
- Skated in 16 games in Florida's run to the 2023 Cup Final producing five points (2-3-5) but did not play in the Final vs. VGK due to injury
- Skated a career-high 33:28 TOI in Game 1 of the 2023 ECF at Carolina
- Posted five points (2-3-5) over seven games in Round 1 vs. BOS in 2022-23
- Notched 2 points (1-1-2) over 10 games against WSH and TBL in 2021-22
- Won 2018 U20 Liiga Championship with KalPa, posting three points (1-2-3) in three games played

### SEASON HIGHLIGHTS:

- Ranked second among FLA forwards in total shorthanded time on ice (218:22)
- Skated in all 82 games for the second consecutive season, matching his career high in single-season power-play goals (2)
- Career-high 53.6 faceoff win percentage
- Posted 2 assists, April 4 at OTT
- Scored 100th NHL Point, March 26 vs. BOS
- Scored goal :21 seconds into the second period, March 23 at NYR
- 2-game goal streak (2-0-2), Feb. 8-10
- First career multi-goal game (2-0-2), Dec. 30 vs. MTL
- 2-game pt streak (2-0-2), Dec. 8-10
- Scored the game-winning goal, Dec. 8 vs. PIT
- Scored his first goal of the season, Nov. 17 at ANA

### REGULAR SEASON

### PLAYOFFS

SEASON TEAM	LEAGUE	GP	G	A	P	+/-	PIM	PPG	SHG	GWG	GP	G	A	P	PIM
2023-24 FLORIDA	NHL	82	12	15	27	+1	26	2	0	2	5	0	2	2	0
NHL TOTALS		294	41	64	105	+8	78	4	2	8	31	3	6	9	6



**POSITION:** Defense  
**SHOOTS:** Left  
**HEIGHT:** 6'0"  
**WEIGHT:** 193  
**BORN:** May 5, 1998  
**BIRTHPLACE:** St. Albert, AB  
**DRAFTED:** Claimed off waivers from the Anaheim Ducks on Oct. 10, 2022

### 2023-24 REG. SEASON

**MOST GOALS/GAME:**

-

**MOST ASSISTS/GAME:**

1 [9X], Last: April 4 at OTT

**MOST POINTS/GAME:**

1 [9X], Last: April 4 at OTT

**MOST SHOTS/GAME:**

3, March 16 vs. TBL

**LONGEST GOAL STREAK:**

-

**LONGEST ASSIST STREAK:**

2 Games, 11/4-11/6

**LONGEST POINT STREAK:**

2 Games, 11/4-11/6

**MULTI-POINT GAMES:**

-

### CAREER PLAYOFFS

**MOST GOALS/GAME:**

-

**MOST ASSISTS/GAME:**

1 [3X], Last: 6/5/23 at VGK

**MOST POINTS/GAME:**

1 [3X], Last: 6/5/23 at VGK

**MOST SHOTS/GAME:**

3, 5/18/23 at CAR

### CAREER PLAYOFF INFO:

- Produced three assists over 21 games in Florida's run to the 2023 Stanley Cup Final
- Notched an assist for his 1st NHL playoff point in Game 3 of Round 2 vs. Toronto
- Skated in his 1st NHL playoff game, Game 1 of the first round at BOS in 2023

### SEASON HIGHLIGHTS:

- Eight of his nine points in 2023-24 came at even strength
- Registered a shorthanded assist March 16 vs. TBL, his first NHL shorthanded point
- Logged an assist, April 4 at OTT
- Notched an assist, March 23 at NYR
- Recorded an assist, Feb. 17 at TBL
- Two-game assist streak (0-2-2), Nov. 4-6
- Posted an assist, Oct. 21 vs. VAN
- Notched an assist, Oct. 16 at NJD
- Made season debut, Oct. 12 at MIN

### REGULAR SEASON

### PLAYOFFS

SEASON TEAM	LEAGUE	GP	G	A	P	+/-	PIM	PP	SH	GW	GP	G	A	P	PIM
2023-24 Florida	NHL	30	0	9	9	-2	20	0	0	0	21	0	3	3	6
NHL TOTALS		191	10	35	45	-2	90	0	0	1					



**POSITION:** Defense  
**SHOOTS:** Left  
**HEIGHT:** 6'5"  
**WEIGHT:** 206  
**BORN:** April 27, 1996  
**BIRTHPLACE:** Kiiminki, FIN  
**DRAFTED:** 2015 - 5th rd (127th overall) by St. Louis  
**HOW ACQUIRED:** Signed as a free agent on July 1, 2023

### 2023-24 REG. SEASON

**MOST GOALS/GAME:**  
 2, Nov. 20 vs. EDM  
**MOST ASSISTS/GAME:**  
 2, Dec. 6 vs. DAL  
**MOST POINTS/GAME:**  
 2 [2X], Dec. 6 vs. DAL  
**MOST SHOTS/GAME:**  
 7, Oct. 28 vs. SEA  
**LONGEST GOAL STREAK:**  
 -  
**LONGEST ASSIST STREAK:**  
 3 Games [2X], Last: 3/28-4/1  
**LONGEST POINT STREAK:**  
 3 Games [2X], Last: 3/28-4/1  
**MULTI-POINT GAMES:**  
 2

### CAREER PLAYOFFS

**MOST GOALS/GAME:**  
 1, 4/29/24 vs. TBL  
**MOST ASSISTS/GAME:**  
 1 [5X], Last: 4/29/24 vs. TBL  
**MOST POINTS/GAME:**  
 2, 4/29/24 vs. TBL  
**MOST SHOTS/GAME:**  
 2 [6X], Last: 4/29/24 vs. TBL

### CAREER PLAYOFF INFO:

- Scored his 1st career playoff goal in Game 5 vs. TBL in 2024, adding an assist for his 1st career multi-point playoff game
- Skated in 16 playoff games with STL from 2020-21 to 2021-22, and seven with NYR in 2022-23
- Captured gold with Finland at the 2019 World Championships and was named a Top Three Player on Finland
- Won gold for Finland in the 2016 World Junior Championship

### SEASON HIGHLIGHTS:

- Matched his career high with three goals
- Set single-season career highs in assists (14) and points (17) and PIMs (69)
- Skated in all 82 games, leading Florida in hits (198) and blocked shots (124)
- Ranked third on Florida in total time on ice (1,643:01)
- Three-game assist streak (0-3-3), March 28 - April 1
- Logged seven hits, Feb. 10 vs. COL & Feb. 15 at BUF
- Led Florida with five hits, Jan. 2 at ARI
- Skated in his 200th career NHL game, Dec. 16 at EDM
- Matched his career high with 2 assists, Dec. 6 vs. DAL
- Two-game pt streak (2-1-3), Nov. 20-22
- Scored two goals, a new single-game career-high, Nov. 20 vs. EDM
- Career-long three-game assist streak (0-3-3), Oct. 28-Nov. 2
- Season-high six blocked shots, Oct. 30 at BOS
- Set single-season career high with seven shots on goal, Oct. 28 vs. SEA
- Tied for team lead with 5 blocked shots, Oct. 19 vs. TOR
- Scored his first goal of season, Oct. 16 at NJD
- Made his Panthers debut, Oct. 12 at MIN

### REGULAR SEASON

### PLAYOFFS

SEASON TEAM	LEAGUE	GP	G	A	P	+/-	PIM	PPG	SHG	GWG	GP	G	A	P	PIM
2023-24 FLORIDA	NHL	82	3	14	17	+11	69	0	0	0	5	1	1	2	2
NHL TOTALS		252	8	32	40	+3	193	0	1	0	28	1	5	6	24



**POSITION:** Defense  
**SHOOTS:** Right  
**HEIGHT:** 6'0"  
**WEIGHT:** 199  
**BORN:** April 11, 1994  
**BIRTHPLACE:** Brantford, ON  
**DRAFTED:** 2014 - 2nd rd (55th overall) by Anaheim  
**HOW ACQUIRED:** Traded from Buffalo in exchange for a 2021 3rd rd pick, April 10, 2021

## 2023-24 REG. SEASON

**MOST GOALS/GAME:**  
 1 [8X], Last: April 16 vs. TOR  
**MOST ASSISTS/GAME:**  
 3, March 24 at PHI  
**MOST POINTS/GAME:**  
 3 [4X], Last: March 24 at PHI  
**MOST SHOTS/GAME:**  
 6 [2X], Last: March 12 at DAL  
**LONGEST GOAL STREAK:**  
 2 Games, 2/17-2/20  
**LONGEST ASSIST STREAK:**  
 2 Games [4X], Last: 3/23-3/24  
**LONGEST POINT STREAK:**  
 2 Games 4X], Last: 3/23-3/24  
**MULTI-POINT GAMES:**  
 9

## CAREER PLAYOFFS

**MOST GOALS/GAME:**  
 2 [2X], Last: 4/30/23 at BOS  
**MOST ASSISTS/GAME:**  
 2, 4/23/23 vs. BOS  
**MOST POINTS/GAME:**  
 2 [6X], Last: 4/25/24 at TBL  
**MOST SHOTS/GAME:**  
 9, 5/12/23 at TOR

## CAREER PLAYOFF INFO:

- Logged 3 points (1-2-3) over 5 games vs. TBL in 2024, incl. 2 points (1-1-2) in Game 3 win at TBL
- Become the ninth defenseman in NHL history to score eight goals in a single playoff year in Florida's run to the 2023 Stanley Cup Final, posting 13 points (8-5-13), the most by a blueliner in a playoff run in Panthers history
- With goals in Game 3 and 4 against VGK, became the third defenseman in the past 29 years to score in consecutive games in the Stanley Cup Final
- Skated a franchise record 57:56 TOI in Game 1 of the 2023 ECF at Carolina, the ninth-most in recorded NHL history (since 1997-98)
- Matched club playoff record with 9 shots on goal in Game 5 of Round 2 at TOR in 2023
- Three-game goal streak (4-1-5) from Round 1, Game 6 vs. BOS through Round 2, Game 1 at TOR in 2023
- Produced eighth point (5-3-8) including two multi-goal games during Round 1 vs. BOS in 2022-23, one of which came in Game 7 including last minute goal to force overtime
- Notched three assists over 10 games against WSH and TBL in 2021-22
- Skated in all six games against Tampa Bay in 2020-21
- Appeared in four games with Anaheim during 2018 playoffs
- Played in 7 playoff games with Anaheim during 2017 playoffs, recording seven assists in the Ducks run to the Western Conference Final

## SEASON HIGHLIGHTS:

- Ranked second among Florida defensemen with 33 points (8-25-33) over 66 GP, led the team in avg. time on ice per game (23:27)
- 17 of his 33 points came on the power play (1-16-17)
- Matched his career high with three assists, March 24 at PHI
- Skated in his 500th NHL game, March 4 at NYR
- Three point outings Feb. 27 vs. BUF, Feb. 17 at TBL and March 2 at DET

### REGULAR SEASON

### PLAYOFFS

SEASON TEAM	LEAGUE	GP	G	A	P	+/-	PIM	PPG	SHG	GWG	GP	G	A	P	PIM
2023-24 FLORIDA	NHL	66	8	25	33	+1	46	1	0	3	5	1	2	3	6
NHL TOTALS		520	66	186	252	+40	381	11	3	16	63	9	18	27	67





**POSITION:** Forward  
**SHOOTS:** Right  
**HEIGHT:** 6'0"  
**WEIGHT:** 216  
**BORN:** April 16, 1998  
**BIRTHPLACE:** St. Paul, MIN  
**DRAFTED:** 2016 - 1st rd (7th overall) by New York Islanders  
**HOW ACQUIRED:** Acquired from the Buffalo Sabres in exchange for defenseman Calle Sjalin and a conditional 2024 seventh round pick on March 8, 2024

### 2023-24 REG. SEASON

**MOST GOALS/GAME:**  
2, Dec. 21 vs. TOR  
**MOST ASSISTS/GAME:**  
2, Dec. 11 vs. ARI  
**MOST POINTS/GAME:**  
3, Dec. 11 vs. ARI  
**MOST SHOTS/GAME:**  
6, Dec. 9 vs. MTL  
**LONGEST GOAL STREAK:**  
3 Games, 11/24-11/27  
**LONGEST ASSIST STREAK:**  
2 Games [4X], Last: 2/23-2/25  
**LONGEST POINT STREAK:**  
4 Games [2X], Last: 11/24-11/30  
**MULTI-POINT GAMES:**  
2

### **CAREER PLAYOFF INFO:**

- Appeared in 3 games vs. TBL in 2024, notching an assist in Game 3
- Skated in 24 total playoff games with NYI from 2012-13, 2014-15 and 2015-16
- Eight points (2-6-8) in 11 games with the Islanders in 2015-16

### **SEASON HIGHLIGHTS:**

- Skated in six games with Florida
- Produced 22 points (12-10-22) over 61 games with BUF in 2023-24 before being acquired by Florida
- Had served as Buffalo's captain
- Skated in his 1,000th NHL game Nov. 14 vs. BOS

### CAREER PLAYOFFS

**MOST GOALS/GAME:**  
1 [7X], Last: 5/6/16 vs. TBL  
**MOST ASSISTS/GAME:**  
2, 5/17/16 vs. FLA  
**MOST POINTS/GAME:**  
2 [3X], Last: 5/17/16 vs. FLA  
**MOST SHOTS/GAME:**  
8 [2X], Last: 5/24/16 vs. FLA

### REGULAR SEASON

### PLAYOFFS

SEASON	TEAM	LEAGUE	GP	G	A	P	+/-	PIM	PPG	SHG	GWG	GP	G	A	P	PIM
2023-24	FLORIDA	NHL	6	0	0	0	0	2	0	0	0	3	0	1	1	2
	Buffalo	NHL	61	12	10	22	+1	32	2	1	0					
	<b>NHL TOTALS</b>		1051	242	372	614	-135	554	67	5	34	27	7	9	16	16



**POSITION:** Forward  
**SHOOTS:** Right  
**HEIGHT:** 6'2"  
**WEIGHT:** 193  
**BORN:** Nov. 6, 1995  
**BIRTHPLACE:** West Vancouver, B.C.  
**DRAFTED:** 2014 - 1st rd (2nd overall) by BUF  
**HOW ACQUIRED:** Acquired from BUF in exchange for Devon Levi and a 2022 1st round pick on July 24, 2021

### 2023-24 REG. SEASON

**MOST GOALS/GAME:**  
3, Jan. 6 at COL  
**MOST ASSISTS/GAME:**  
4, Dec. 10 at CBJ  
**MOST POINTS/GAME:**  
4 [2X], Last: Dec. 10 at CBJ  
**MOST SHOTS/GAME:**  
7, Feb. 22 at CAR  
**LONGEST GOAL STREAK:**  
8 Games, 1/2-1/11  
**LONGEST ASSIST STREAK:**  
5 Games, 11/6-11/14  
**LONGEST POINT STREAK:**  
13 Games, 1/2-1/27  
**MULTI-POINT GAMES:**

### CAREER PLAYOFFS

**MOST GOALS/GAME:**  
1 [14X], Last: 4/27/24 at TBL  
**MOST ASSISTS/GAME:**  
1 [6X], Last: 6/13/23 at VGK  
**MOST POINTS/GAME:**  
2, 6/13/23 at VGK  
**MOST SHOTS/GAME:**  
6, 4/23/24 vs. TBL

### CAREER PLAYOFF INFO:

- Scored 3 goals over 5 games vs. TBL in Round 1, 2024
- Tied for second most goals on Florida in the Panthers 2023 run to the Stanley Cup Final (8-5-13)
- Tallied the game-winning power-play goal in Game 3 of the 2023 ECF vs. CAR
- Assisted on Matthew Tkachuk's OT winner in Game 2 at Carolina in the 2023 ECF
- Skated a career high 40:58 TOI in Game 1 at Carolina in 2023
- Scored his first career playoff overtime goal in Game 3, Round 2 vs. Toronto
- Logged five points (4-1-5) over seven games vs. in Round 1 vs. BOS in 2022-23
- Produced four points (3-1-4) over 10 games against WSH and TBL in 2021-22

### SEASON HIGHLIGHTS:

- Led Florida with a career high 57 goals, the most in club history since Pavel Bure's 58 and 59 in 1999-00 and 2000-01
- His 27 power-play goals were a new single-season club record
- Led Florida with a career-high 94 points (57-37-94)
- Registered the clubs' longest-ever goal streak (8 games) from Jan. 2 – Jan. 17 (10-2-12). He scored a special teams goal in all eight games, the longest such streak in NHL history
- Scored three OT goals (11/8 at WSH, 1/11 vs. LAK, 4/13 vs. BUF), tied for the league lead
- His 12 multi-goal games tied Bure (also 99-00 and 00-01) for the most in one season by a Panthers skater
- Tied for the team lead with 25 multi-point games
- His five SHGs were one shy of the league leader
- Became the 7th skater in NHL history with at least 32 special teams goals in a season
- 2nd-longest point streak in club history (13 Games), Jan. 2-Jan. 27
- Seventh career hat trick, Jan. 6 at COL
- Career high four assists, Dec. 10 at CBJ

### REGULAR SEASON

### PLAYOFFS

SEASON TEAM	LEAGUE	GP	G	A	P	+/-	PIM	PPG	SHG	GWG	GP	G	A	P	PIM
2023-24 FLORIDA	NHL	82	57	37	94	+29	31	27	5	11	5	3	0	3	0
NHL TOTALS		696	255	283	583	-55	146	105	5	41	36	14	6	20	14



**POSITION:** Forward  
**SHOOTS:** Right  
**HEIGHT:** 5'11"  
**WEIGHT:** 175  
**BORN:** July 28, 1993  
**BIRTHPLACE:** Toronto, ON, CAN  
**DRAFTED:** Undrafted  
**HOW ACQUIRED:** Signed as a free agent on July 2, 2023

### 2023-24 REG. SEASON

**MOST GOALS/GAME:**  
 2 [2X], Last: Dec. 6 vs. DAL  
**MOST ASSISTS/GAME:**  
 2 [6X], Last: Feb. 14 at PIT  
**MOST POINTS/GAME:**  
 4 [2X], Last: Dec. 6 vs. DAL  
**MOST SHOTS/GAME:**  
 6, Dec. 29 vs. NYR  
**LONGEST GOAL STREAK:**  
 -

**LONGEST ASSIST STREAK:**  
 4 Games, 11/30-12/8

**LONGEST POINT STREAK:**  
 4 Games, 11/30-12/8

**MULTI-POINT GAMES:**  
 9

### CAREER PLAYOFFS

**MOST GOALS/GAME:**  
 1 [5X], Last: 4/29/24 vs. TBL  
**MOST ASSISTS/GAME:**  
 1 [8X], Last: 4/27/24 at TBL  
**MOST POINTS/GAME:**  
 3, 5/7/22 vs. NYR  
**MOST SHOTS/GAME:**  
 7, 5/3/22 at NYR

### CAREER PLAYOFF INFO:

- Posted 2 points (1-1-2) over 5 games vs. TBL in Round 1, 2024
- Prior to 2024, skated in 16 total playoff games logging 11 points (4-7-11) between Pittsburgh (2020-21, 2021-22) and Colorado (2022-23)

### SEASON HIGHLIGHTS:

- Ranked tied for sixth-most points on Florida in his first season in South Florida
- His plus-26 rating sat third among Florida forwards
- 29 of his 39 points came at even strength
- His 80 games played were the second most in a season in his career
- Scored :27 seconds into the game, March 26 vs. BOS
- Scored a power-play goal, March 5 at NJD
- Posted two points (1-1-2), March 2 at DET
- Recorded his 200th career point, notching two assists, Feb. 14 at PIT
- Notched an assist on OT winner, Jan. 27 at NYI
- Recorded a power-play goal, Jan. 26 at PIT
- Posted a four-game point streak (3-5-8), Nov. 30-Dec. 8
- Matched his career high with four points (2-2-4), Dec. 6 vs. DAL
- Posted two points (1-1-2), Nov. 30 at MTL
- Skated in his 400th NHL game, Nov. 14 at SJS
- Three-game point streak (1-4-5), Nov. 8-12
- Posted two points (1-1-2), Nov. 8 at WSH
- Two-game assist streak (0-3-3), Oct. 21-24
- Two-game point streak (2-3-5), Oct. 14-16
- Career-high four points (2-2-4) including his 100th NHL assist, Oct. 14 at WPG
- Made his Florida debut, Oct. 12 at MIN

### REGULAR SEASON

### PLAYOFFS

SEASON TEAM	LEAGUE	GP	G	A	P	+/-	PIM	PP	SH	GW	GP	G	A	P	PIM
2023-24 Florida	NHL	80	12	27	39	+26	34	3	0	1	5	1	1	2	0
NHL TOTALS		465	81	126	207	+3	141	23	0	8	21	5	8	13	6



**POSITION:** Forward  
**SHOOTS:** Right  
**HEIGHT:** 6'5"  
**WEIGHT:** 215  
**BORN:** September 20, 1996  
**BIRTHPLACE:** Stockholm, SWE  
**DRAFTED:** 2015 - 2nd round (58th overall) by Columbus  
**HOW ACQUIRED:** Signed as a free agent on July 1, 2023

## 2023-24 REG. SEASON

**MOST GOALS/GAME:**  
1 [11X], Last: April 13 vs. BUF  
**MOST ASSISTS/GAME:**  
2, Nov. 20 vs. EDM  
**MOST POINTS/GAME:**  
3, Nov. 20 vs. EDM  
**MOST SHOTS/GAME:**  
5, Feb. 8 vs. WSH  
**LONGEST GOAL STREAK:**  
2 Games, 1/6-1/9  
**LONGEST ASSIST STREAK:**  
-  
**LONGEST POINT STREAK:**  
2 Games, 1/6-1/9  
**MULTI-POINT GAMES:**  
1

## CAREER PLAYOFF INFO:

- Notched an assist in Game 5 vs. TBL in Round 1, 2024
- Skated in two games with CBJ in the 2020 postseason, scoring one goal
- Appeared in five games with WPG in the 2023 postseason, recording one goal
- 2016-17 Swedish Hockey League Champion with HV71

## SEASON HIGHLIGHTS:

- Posted career highs in games played (81), goals (11) and points (15) in 2023-24
- Led Florida forwards in total shorthanded time on ice (212:10)
- Tied his single-season career high in shorthanded goals (2)
- Ranked third among Florida forwards in blocked shots (55)
- Skated in his 200th NHL game, team-high four blocked shots, April 2 at MTL
- Scored the game-winning goal, Feb. 17 at TBL
- Two-game goal streak (2-0-2), Jan. 6-9
- Posted career-high 3 points (1-2-3), Nov. 20 vs. EDM
- Scored the game-winning goal, Nov. 14 at SJS
- Scored his first goal with Florida in the home opener, Oct. 19 vs. TOR
- Made his Florida debut, Oct. 12 at MIN

## CAREER PLAYOFFS

**MOST GOALS/GAME:**  
1 [2X], Last: 4/20/23 at VGK  
**MOST ASSISTS/GAME:**  
1, 4/29/24 vs. TBL  
**MOST POINTS/GAME:**  
1 [3X], Last: 4/29/24 vs. TBL  
**MOST SHOTS/GAME:**  
5, 4/25/24 at TBL

## REGULAR SEASON

## PLAYOFFS

SEASON TEAM	LEAGUE	GP	G	A	P	+/-	PIM	PP	SH	GW	GP	G	A	P	PIM
2023-24 Florida	NHL	81	11	4	15	-10	62	0	2	3	5	0	1	1	0
NHL TOTALS		206	28	16	44	-9	104	3	4	5	12	2	1	3	2



**POSITION:** Goaltender  
**CATCHES:** Left  
**HEIGHT:** 6'6"  
**WEIGHT:** 243  
**BORN:** January 20, 1994  
**BIRTHPLACE:** Edison, NJ  
**DRAFTED:** 2012 - 2nd round (45th overall) by Philadelphia  
**HOW ACQUIRED:** Signed as a free agent on July 1, 2023

## 2023-24 REG. SEASON

**MOST SHOTS FACED/GAME:**  
 45, Feb. 15 at BUF  
**MOST SAVES/GAME:**  
 45, Feb. 15 at BUF  
**LONGEST WIN STREAK:**  
 6 Games, 2/15-3/24  
**LONGEST POINT STREAK:**  
 6 Games, 2/15-3/24

## CAREER PLAYOFFS

**MOST SHOTS FACED/GAME:**  
 -  
**MOST SAVES/GAME:**  
 -  
**LONGEST WIN STREAK:**  
 -

## SEASON HIGHLIGHTS:

- His career best .925 save percentage and 2.03 goals against average both led all goaltenders with at least 25 games played in 2023-24
- Earned a career-high 16 wins in 2023-24
- Posted two shutouts in 2023-24, including a 45-save shutout, the 3rd-most in a shutout in FLA history, Feb. 15 at BUF
- Career-long six-game win streak, Feb. 15-March 24
- Earned the win in his FLA debut stopping 28/29 shots against, Oct. 24 vs. SJS

### REGULAR SEASON

### PLAYOFFS

SEASON	TEAM	LEAGUE	GP	W	L	OT	SO	SA	GA	GAA	SV%	GP	W	L	SA	GA	GAA	SV%	
2023-24	FLORIDA	NHL	27	16	7	2	2	684	51	2.03	.925								
	NHL TOTALS		108	43	31	9	8	2,687	251	2.69	.915								



# VLADIMIR TARASENKO 10



**POSITION:** Forward  
**SHOOTS:** Left  
**HEIGHT:** 6'1"  
**WEIGHT:** 219  
**BORN:** December 13, 1991  
**BIRTHPLACE:** Yaroslavl, RUS  
**DRAFTED:** 2010 - 1st round (16th overall)  
 by St. Louis  
**HOW ACQUIRED:** Acquired from the  
 Ottawa Senators in exchange for a  
 conditional 2024 fourth round pick and a  
 2025 third round pick on March 6, 2024

## 2023-24 REG. SEASON

**MOST GOALS/GAME:**  
 2 [3X], Last: March 9 vs. CGY  
**MOST ASSISTS/GAME:**  
 2 [4X], Last: April 1 at TOR  
**MOST POINTS/GAME:**  
 3 [3X], Last: April 1 at TOR  
**MOST SHOTS/GAME:**  
 5 [4X], Last: April 16 vs. TOR  
**LONGEST GOAL STREAK:**  
 2 Games [6X], Last: 3/1-3/2  
**LONGEST ASSIST STREAK:**  
 4 Games, 4/1-4/6  
**LONGEST POINT STREAK:**  
 4 Games, 4/1-4/6  
**MULTI-POINT GAMES:**  
 13

## CAREER PLAYOFFS

**MOST GOALS/GAME:**  
 3 [2X], Last: 5/10/22 at MIN  
**MOST ASSISTS/GAME:**  
 2 [2X], Last: 5/19/19 at SJS  
**MOST POINTS/GAME:**  
 3 [5X], Last: 5/10/22 at MIN  
**MOST SHOTS/GAME:**  
 8, 5/3/16 vs. DAL

## CAREER PLAYOFF INFO:

- Posted 3 points (1-2-3) vs. TBL in Round 1, 2024
- Appeared in his 100th career playoff game in Game 3 at TBL in 2024
- Won the 2019 Stanley Cup with the St. Louis Blues, producing 17 points (11-6-17) over 26 playoff games during that run. His 11 goals were the second most on the Blues, while he paced the team with five power-play goals
- Entering the 2024 postseason, he has appeared in 97 career Stanley Cup Playoff games, logging 64 points (44-20-64). His 44 playoff goals since 2012-13 rank second among Russian-born NHLers


## SEASON HIGHLIGHTS:

- Acquired by Florida on March 6, he produced 14 points (6-8-14) in 19 games with the Panthers to end the regular season, the fourth most on Florida in that span
- Three-game point streak (1-5-6), April 1-5
- Recorded three points (1-2-3), April 1 at TOR
- Three-game point streak (2-1-3), March 24-28
- Scored his first power-play goal with FLA, his 50th career GWG, March 24 at PHI
- Recorded three points (2-1-3), March 9 vs. CGY
- Produced 41 points (17-24-51) and plus-13 rating with Ottawa

## REGULAR SEASON

## PLAYOFFS

SEASON TEAM	LEAGUE	GP	G	A	P	+/-	PIM	PP	SH	GW	GP	G	A	P	PIM
2023-24 Florida	NHL	19	6	8	14	0	0	1	0	1	5	1	2	3	2
Ottawa	NHL	57	17	24	41	+13	12	2	0	4					
NHL TOTALS		751	293	336	629	+74	197	69	1	50	102	45	22	67	10



**POSITION:** Forward  
**SHOOTS:** Left  
**HEIGHT:** 6'2"  
**WEIGHT:** 206  
**BORN:** December 11, 1997  
**BIRTHPLACE:** Scottsdale, AZ  
**DRAFTED:** 2016 - 1st rd (6th overall) by CGY  
**HOW ACQUIRED:** Acquired from CGY w/ a conditional 2025 4th round pick in exchange for F Jonathan Huberdeau, D MacKenzie Weegar, F Cole Schwindt, and a conditional 2025 1st round pick

## 2023-24 REG. SEASON

**MOST GOALS/GAME:**  
3, Jan. 9 at STL  
**MOST ASSISTS/GAME:**  
3 [2X], Last: March 5 at NJD  
**MOST POINTS/GAME:**  
4 [3X], Last: Feb. 17 at TBL  
**MOST SHOTS/GAME:**  
10, Oct. 12 at MIN  
**LONGEST GOAL STREAK:**  
5 Games, 1/2-1/11  
**LONGEST ASSIST STREAK:**  
6 Games, 2/8-2/20  
**LONGEST POINT STREAK:**  
9 Games, 12/29-1/15  
**MULTI-POINT GAMES:**  
25

## CAREER PLAYOFFS

**MOST GOALS/GAME:**  
3, 5/18/22 vs. EDM  
**MOST ASSISTS/GAME:**  
3, 5/2/23 at TOR  
**MOST POINTS/GAME:**  
3 [3X], Last: 5/2/23 at TOR  
**MOST SHOTS/GAME:**  
8, 5/18/22 vs. EDM

## CAREER PLAYOFF INFO:

- Led FLA w/ 6 assists, tied for team lead w/ 9 points over 5 games vs. TBL in 2024, producing multiple points in four of the five games. His 5-game point streak to start the 2024 postseason tied for longest such streak in club history
- Led Florida with 11 goals, 13 assists and 24 points (11-13-24) over 20 postseason games in 2023-24, including back-to-back OT goals in Games 1 and 2 of the ECF at CAR, the OT winner in R1G5 at BOS and four total GWGs in the 2023 playoffs
- One of two players (R. Tocchet, 1986-87 with PHI) in NHL history with at least 11 goals and 70 PIMs in one playoff run
- Factored on GWG in all four ECF games vs. CAR in 2023, the sixth player in NHL history to factor on each GWG in the series before the Cup Final
- Scored 2 power-play goals including the game-winning tally at 19:55 of the third period in Game 4 of the 2023 ECF vs. Carolina
- Skated career-high 40:31 TOI in Game 1 at Carolina
- 6-game assist/point streak (4-8-12) from R1G4 vs BOS to R2G2 at TOR in 2023
- Amassed single-series club record 11 points (5-6-11) over 7 games against BOS in Round 1 in 2023
- Posted 10 points (4-6-10) over 12 games in 2022 against DAL and EDM
- Recorded a hat trick in Game 1 vs. EDM in Round 2, 2022
- 2015-16 OHL champion, leading OHL postseason with 20 goals (20-20-40) over 18 games. In Memorial Cup Final, scored 2 goals including the OT GWG

## SEASON HIGHLIGHTS:

- Led Florida with 62 assists (26-62-88), 26 power-play assists and 17 multi-assist games, tying Sam Reinhart for the team lead in multi-point games with 25.
- Led all NHL skaters in points from Jan. 1 - Feb. 15 (13-20-33 in 18GP)
- Matched the longest point streak of his career, posting at least one point in nine consecutive games from Dec. 29 - Jan. 15 (7-11-18)
- Scored his first career shorthanded goal (1-1-2), March 16 vs. TBL
- Six-game assist/point streak (4-10-14), Feb. 9-20
- Matched season high with four points (2-2-4), Feb. 17 at TBL
- Logged a season-long five-game goal streak, Jan. 2-11
- Scored natural hat trick (3-1-4), Jan. 9 at STL
- Posted four points (1-3-4) including his 200th NHL goal, Jan. 6 at COL
- Recorded a seven-game point streak (2-8-10), Nov. 2-14
- Tallied a goal for his 500th NHL point, Nov. 4 at CHI
- Matched his career high with 10 shots on goal in season opener, Oct. 12 at MIN

## REGULAR SEASON

## PLAYOFFS

SEASON TEAM	LEAGUE	GP	G	A	P	+/-	PIM	PP	SH	GW	GP	G	A	P	PIM
2023-24 Florida	NHL	80	26	62	88	+19	88	6	1	2	5	3	6	9	2
NHL TOTALS		590	218	361	579	+133	636	65	1	24	52	21	27	48	128



**POSITION:** Forward  
**SHOOTS:** Left  
**HEIGHT:** 6'2"  
**WEIGHT:** 180  
**BORN:** Aug. 14, 1995  
**BIRTHPLACE:** Toronto, ON  
**DRAFTED:** 2013 - 3rd round (82nd overall)  
 by Toronto  
**HOW ACQUIRED:** Signed as a free agent on Oct. 9, 2020

## 2023-24 REG. SEASON

**MOST GOALS/GAME:**  
 2 [4X], Last: Feb. 17 at TBL  
**MOST ASSISTS/GAME:**  
 3, Jan. 24 vs. ARI  
**MOST POINTS/GAME:**  
 3 [4X], Last: Feb. 17 at TBL  
**MOST SHOTS/GAME:**  
 7 [5X], Last: March 26 vs. BOS

## LONGEST GOAL STREAK:

5 Games, 12/29-1/6

## LONGEST ASSIST STREAK:

7 Games, 12/29-1/11

## LONGEST POINT STREAK:

7 Games, 12/29-1/11

## MULTI-POINT GAMES:

20

## CAREER PLAYOFFS

**MOST GOALS/GAME:**  
 2 [3X], Last: 4/29/24 vs. TBL

**MOST ASSISTS/GAME:**  
 3 [2X], Last: 4/26/23 at BOS

**MOST POINTS/GAME:**  
 5, 5/11/22 vs. WSH

**MOST SHOTS/GAME:**  
 8, 4/29/24 vs. TBL

## CAREER PLAYOFF INFO:

- Florida's all-time leader in playoff goals (20), even-strength goals (18), even-strength points (38), GWGs (8), OTGs (5), multi-goal games (3-tied) and multi-point games (12)
- Led FLA w/ 5 goals, tied for team lead w/ 9 points over 5 games vs. TBL in 2024
- Scored 5th career playoff OT winner w/ FLA in Game 2 vs. TBL
- Produced at least one point in all 5 games vs. TBL in 2024, incl. 3 points in series-clinching Game 5 and three total multi-point performances
- Produced 17 points (7-10-17) over 21 games in Florida's run to the 2023 Stanley Cup Final, leading FLA with 16 even-strength
- Scored the OT goal in Game 3 of the 2023 Stanley Cup Final vs. VGK, his fourth career playoff OT winner, to earn Florida's first-ever Cup Final victory
- Logged 2 pts (1-1-2) and skated 44:59 TOI, a single-game club record for forwards, in Game 1 of the 2023 Eastern Conference Final at Carolina
- Posted two points (1-1-2) in series-clinching Game 5 at Toronto
- 5-game point streak (2-6-8) from R1G4 vs BOS to R2G1 at TOR in 2023
- Scored his second series-clinching overtime goal in Game 7 of the 2023 first round against Boston, producing eight points (2-6-8) in the series
- Posted a franchise-record 12 points (6-6-12) in first round against WSH in 2021-22, including two OT goals: in Game 4 at WSH, and then Florida's first-ever series-clinching goal in Game 6 at WSH
- Won 2020 Stanley Cup with TBL, appearing in eight playoff games, registering two assists

## SEASON HIGHLIGHTS:

- Posted a career-high 38 assists (34-38-72) and was one point shy of his single-season career high in points (73, 2022-23) despite playing 5 fewer games
- Registered a career-high eight PPGs and 21 power-play points
- Scored 2 goals, Feb. 15 at BUF
- Career high 3 assists, Jan. 24 vs. ARI
- Skated in his 300th NHL Game, Jan. 22 at NSH
- 7-game assist/pt streak (6-7-13), longest assist streak of his career, Dec. 29 - Jan. 11
- Became 1st FLA player to post 1g + 1a in 5 straight games (6-5-11), Dec. 29-Jan. 6
- 5-game goal/point streak (4-3-7), Nov. 30-Dec. 10
- Scored his 100th NHL goal, Nov. 14 at SJS

## REGULAR SEASON

## PLAYOFFS

SEASON	TEAM	LEAGUE	GP	G	A	P	+/-	PIM	PPG	SHG	GWG	GP	G	A	P	PIM
2023-24	FLORIDA	NHL	76	34	38	72	+17	36	8	0	7	5	5	4	9	6
	NHL TOTALS		330	127	122	249	+66	169	17	1	17	50	20	23	43	22

# PROSPECT REPORT/IN THE SYSTEM

Player	Position	Shot	HT-WT	Born	How Acquired	Team	GP	G	A	P	Plus / Minus	PIM
Marek Alschner	D	L	6-3, 206	4/7/2004	3rd rd (93rd) 2022	Portland Winterhawks (WHL)	57	7	19	26	+32	43
Liam Arnsby	F	R	5-10, 181	11/20/2003	7th rd (214th) 2022	Noth Bay Battalion (OHL)	60	11	23	34	+9	93
Rasmus Asplund	F	L	5-11, 185	12/3/1997	FA - 7/5/2023	Charlotte (AHL)	61	7	32	39	+2	20
Uvis Balinskis	D	L	6-0, 196	9/1/1996	FA - 4/18/23	Charlotte (AHL)	37	3	18	21	+4	31
						Florida (NHL)	22	1	2	3	+0	6
Michael Benning	D	R	5-9, 185	1/5/2002	4th rd (95th) 2020	Charlotte (AHL)	65	9	14	23	+4	46
Lucas Carlsson	D	L	6-0, 192	7/5/1997	Trade - 4/8/21	Charlotte (AHL)	52	15	24	39	-1	54
Luke Coughlin	D	L	5-10, 170	4/11/2005	6th rd (191st) 2023	Rimouski Océanic (QMJHL)	42	2	20	22	+2	28
Zac Dalpe	F	R	6-2, 193	11/1/1989	FA - 7/30/2021	Charlotte (AHL)	60	16	12	28	+7	38
Josh Davies	F	L	5-9, 197	3/24/2004	6th rd (186th) 2022	Portland Winterhawks (WHL)	55	36	25	61	+16	91
Jack Devine	F	R	5-11, 173	10/1/2003	7th rd (221st) 2022	Univ. of Denver (NCAA)	42	27	29	56	+29	16
Elliott Ekmark	F	L	5-9, 162	1/29/2002	7th rd (198th) 2020	Aimtuna IS (HockeyAllsvenskan)	51	9	21	30	-9	35
Casey Fitzgerald	D	R	5-11, 183	2/25/1997	Claimed off Waivers - BUF	Charlotte (AHL)	63	3	16	19	+16	58
Patrick Giles	F	R	6-4, 217	1/3/2000	FA - 9/20/22	Charlotte (AHL)	59	12	10	22	+7	21
Ludvig Jansson	D	R	6-0, 176	12/27/2003	4th (125th) 2022	Luleå HF (SHL)	50	0	3	3	-7	25
Matt Kiersted	D	L	6-0, 161	4/14/1998	FA - 4/1/2021	Charlotte (AHL)	51	4	11	15	+13	51
Santtu Kinnunen	D	R	6-3, 190	3/25/1999	7th rd (207th) 2018	Charlotte (AHL)	61	4	17	21	-13	20
Jakub Kos	F	L	6-2, 174	5/30/2003	6th rd (184th) 2021	Ives (Liiga)	1	0	0	0	0	0
						KOOVEE (Mestis)	6	0	2	2	-3	6
William Lockwood	F	R	6-0, 178	6/20/1998	FA - 7/2/2023	HC Kometa Brno (Czechia)	34	2	9	11	+9	6
						Charlotte (AHL)	25	8	6	14	+7	10
							26	0	1	1	+2	16
Vladislav Lukashevich	D	L	6-2, 167	5/23/2003	4th (120th) 2021	Tri-City Storm (USHL)	51	11	32	43	+12	27
Gerry Mayhew	F	R	5-9, 161	12/31/1992	FA - 7/15/22	Charlotte (AHL)	62	16	18	34	-16	22
Ryan McAllister	F	L	5-10, 183	12/19/2001	FA - 4/3/23	Charlotte (AHL)	35	8	10	18	-4	16
Evan Nause	D	L	6-2, 192	1/20/2003	2nd (56th) 2021	Florida Everblades (ECHL)	28	0	5	5	-3	17
Kasper Puutio	D	R	5-11, 180	6/3/2002	5th rd (153rd) 2021	Pelicans (Liiga)	53	6	9	15	+8	12
Mackie Samoskevich	F	R	5-11, 183	11/15/2002	1st (24th) 2020	Charlotte (AHL)	55	18	27	45	0	20
						Florida (NHL)	7	0	0	0	-3	0
Gracyñ Sawchyn	F	R	5-11, 157	1/19/2005	2nd (63rd) 2023	Edmonton Oil Kings (WHL)	37	13	30	43	+5	31
Kai Schwindt	F	L	6-6, 197	12/7/2003	FA - 9/30/22	Samia Sting (OHL)	33	13	10	23	-1	30
Justin Sourdfit	F	R	5-11, 180	3/24/2002	3rd rd (87th) 2020	Charlotte (AHL)	51	12	18	30	+4	58
						Florida (NHL)	3	0	0	0	0	0
Nathan Staios	D	L	5-8, 176	5/17/2001	FA - 7/13/22	Newfoundland Growlers (ECHL)	10	0	7	7	+8	2
						Florida Everblades (ECHL)	45	9	12	21	+11	24
Ben Steeves	F	L	5-8, 165	5/10/2002	FA - 3/25/2024	Univ. of Minnesota-Duluth (NCAA)	37	24	10	34	+10	30
Alexander True	F	L	6-5, 213	7/17/1997	FA - 7/2/2023	Charlotte (AHL)	3	0	0	0	0	0
Zachary Uens	D	L	6-1, 190	5/13/2001	4th rd (105th) 2020	Florida Everblades (ECHL)	49	3	14	17	+1	32
Sandis Vitmanis	F	L	6-1, 192	1/23/2004	5th rd (157th) 2022	North Bay Battalion (OHL)	30	28	11	39	+10	4
Albert Wikman	D	L	6-1, 191	3/10/2005	4th (127th) 2023	Samia Sting (OHL)	30	10	18	28	-9	6
						Färjestad BK J20 (J20 National)	45	3	17	20	-6	18
						Färjestad BK (SHL)	2	0	0	0	0	0
						Södertälje SK (HockeyAllsvenskan)	2	0	1	1	+1	0
Stepan Zvyagin	F	L	6-0, 161	4/16/2004	7th (198th) 2023	Dinamo Minsk (KHL)	10	0	1	1	-2	6
						Dinamo-Molodechno (Belarus)	15	3	8	11	-4	2
						Dinamo-Shinnik Bobruysk (MHL)	25	10	20	30	+12	8

Goaltender	Catches	HT-WT	Born	How Acquired	Team	GP	W-L-OT	GAA	SV%	SO
Cooper Black	L	6-8, 223	6/14/2001	FA - 4/2/2024	Dartmouth College (NCAA)	30	13-8-8	2.58	0.91	2
					Charlotte (AHL)	--	--	--	--	--
Evan Cormier	L	6-3, 200	11/6/1997	FA - 3/7/2024	Florida Everblades (AHL)	21	9-7-3	2.94	0.905	1
					Charlotte (AHL)	6	2-2-2	3.64	0.868	0
Kirill Gerasimiyuk	L	6-2, 178	8/22/2003	5th rd (152nd) 2021	SKA-Neva St. Petersburg (VHL)	2	0-2-0	4.56	0.885	0
					SKA-1946 St. Petersburg (MHL)	14	9-3-1	1.56	0.953	3
Olof Glifford	L	6-4, 191	3/5/2005	5th rd (159th) 2023	HV71 J20 (J20 National)	24	16-9-0	2.94	0.905	0
Mack Guada	L	6-5, 209	1/11/2001	FA - 2/7/2022	Charlotte (AHL)	2	1-1-0	2.02	0.93	0
Magnus Hellberg	L	6-6, 220	4/4/1991	Trade - 3/8/2024	Charlotte (AHL)	4	3-1-0	2.52	0.886	0
					Wolves-Barre/Scranton Penguins (AHL)	19	9-8-2	2.92	0.905	0
					Pittsburgh (NHL)	3	1-1-0	2.5	0.922	0
Spencer Knight	L	6-3, 192	4/19/2001	1st rd (13th) 2019	Charlotte (AHL)	42	23-13-5	2.42	0.905	5
Tyler Muszelik	L	6-3, 195	7/1/2004	6th rd (189th) 2022	Univ. of New Hampshire (NCAA)	8	5-3-0	3.38	0.874	1

STATS AS OF 4/4/2024



## ATLANTIC DIVISION

	GP	W	L	OT	PTS	RW	ROW	GF	GA	DIFF	HOME	AWAY
FLORIDA	82	52	24	6	110	42	49	268	200	+68	26-13-2	26-11-4
BOSTON	82	47	20	15	109	36	43	267	224	+43	24-11-6	23-9-9
TORONTO	81	46	25	10	102	33	41	299	257	+42	22-15-14	24-10-6
TAMPA BAY	81	43	29	8	96	36	41	285	264	+21	24-11-5	20-18-3
DETROIT	82	41	32	9	91	27	38	278	274	+4	23-13-5	18-19-4
BUFFALO	82	39	37	6	84	33	37	246	244	+2	21-19-1	18-18-5
OTTAWA	82	37	41	4	78	25	32	255	281	-26	21-18-2	16-23-2
MONTREAL	82	30	36	16	76	20	26	236	289	-53	16-20-5	14-16-11

## METROPOLITAN DIVISION

	GP	W	L	OT	PTS	RW	ROW	GF	GA	DIFF	HOME	AWAY
NY RANGERS	82	55	23	4	114	43	51	282	229	+53	30-11-0	25-12-4
CAROLINA	82	52	23	7	111	44	50	279	216	+63	27-10-4	25-13-3
NY ISLANDERS	81	38	27	16	92	28	37	241	259	-18	20-10-10	18-17-6
WASHINGTON	82	40	31	11	91	32	36	220	257	-37	22-12-7	18-19-4
PITTSBURGH	81	38	31	12	88	32	36	251	246	+5	23-14-4	15-17-8
PHILADELPHIA	82	38	33	11	87	30	34	235	261	-26	20-17-4	18-16-7
NEW JERSEY	82	38	39	5	81	33	38	264	283	-19	17-21-3	21-18-2
COLUMBUS	82	27	43	12	66	21	24	237	300	-63	17-19-5	10-24-7

## CENTRAL DIVISION

	GP	W	L	OT	PTS	RW	ROW	GF	GA	DIFF	HOME	AWAY
DALLAS	81	51	21	9	111	40	48	296	233	+63	25-11-4	26-10-5
WINNIPEG	81	51	24	6	108	45	51	255	197	+58	26-11-3	25-13-3
COLORADO	81	49	25	7	105	41	47	299	253	+46	30-9-1	19-16-6
NASHVILLE	82	47	30	5	99	38	44	269	248	+21	23-16-2	24-14-3
ST LOUIS	81	43	33	5	91	31	38	238	248	-10	25-14-2	18-19-3
MINNESOTA	81	39	33	9	87	32	36	248	259	-11	20-15-5	19-18-4
ARIZONA	81	35	41	5	75	27	33	251	272	-21	21-19-0	14-22-5
CHICAGO	81	23	53	5	51	17	22	175	285	-110	16-21-4	7-32-1

## PACIFIC DIVISION

	GP	W	L	OT	PTS	RW	ROW	GF	GA	DIFF	HOME	AWAY
VANCOUVER	81	50	22	9	109	44	50	277	219	+58	27-9-5	23-13-4
EDMONTON	80	49	25	6	104	39	47	291	227	+64	28-9-4	21-16-2
VEGAS	81	45	28	8	98	34	41	266	241	+25	27-11-2	18-17-6
LOS ANGELES	81	43	27	11	97	37	41	251	211	+40	21-12-7	22-15-4
CALGARY	81	37	39	5	79	31	37	248	270	-22	20-19-1	17-20-4
SEATTLE	81	33	35	13	79	27	30	213	233	-20	17-18-6	16-17-7
ANAHEIM	81	26	50	5	57	20	25	200	294	-94	12-26-3	14-24-2
SAN JOSE	81	19	53	9	47	14	18	180	326	-146	11-25-5	8-28-4



STANLEY CUP  
PLAYOFFS



# PLAYOFF RECORDS





# 2024 ROUND 1 RECAP VS. TAMPA BAY

The Panthers defeated the Lightning four games to one, marking Florida's first postseason series defeat of their cross-state rival.

Carter Verhaeghe (5-4-9) and Matthew Tkachuk (3-6-9) each produced at least one point in all five games of the series, matching Aleksander Barkov (2021) and Jason Woolley (1996) for the longest postseason-opening point streak in club history

Tkachuk (4) and Verhaeghe (3) each produced multiple multi-point outings in the series. The two are tied for most multi-goal games in club postseason history (3 each), while Verhaeghe's club-record 12 postseason multi-goal games are one ahead of Tkachuk (11) and Aleksander Barkov (11).

Verhaeghe scored his fifth career postseason overtime goal in Game 2, becoming the sixth skater in NHL history to score at least five playoff overtime goals, joining Patrick Kane, Corey Perry and Glenn Anderson (5 each), Maurice Richard (6) and Joe Sakic (8). Among that group of six skaters, Verhaeghe (50GP) is the only one who has skated in fewer than 100 postseason games.

Verhaeghe has skated in 42 postseason contests with the Cats, tallying the game-winning goal in eight of those games.

Florida's 11 consecutive postseason overtime wins since Ryan Lomberg's Game 3 winner at TBL in Round 1, 2021 are the second-most consecutive OT wins in NHL postseason history, behind only the Montreal Canadiens streak of 14 OT wins from 1993-1998.

Sergei Bobrovsky has earned the win in each of his past 12 postseason games that have gone to overtime, tied with Martin Brodeur (1993-1996) for the longest OT win streak in NHL postseason history.

Matthew Tkachuk has amassed 33 points (14-19-33) over 25 games with the Panthers. As of games played May 3, 2024, his 33 points are tied for the most by any NHL skater over the last two playoffs.

Sam Reinhart tallied 3 goals against the Lightning, increasing his total goal output in 2023-24 to 60, surpassing Pavel Bure's 59 in 2000-01 for the most in one season (regular season + playoffs) in club history.



# 2024 ROUND 2 PRE-SERIES NOTES VS. BOS

The Panthers have faced off against the Bruins twice in the postseason (1996 Eastern Conference Quarterfinals and 2023 First Round). Florida won both times, defeating the Bruins in five games in 1996 and in seven games in 2023. The Cats own an 8-4 record in the playoffs against Boston, evenly split 4-2 both home and away from South Florida.

In 2022-23, the Panthers finished the season with 43 fewer points than the Bruins, marking the second-largest regular-season point differential by a team in a series win after the Kings defeated the Oilers in the 1982 Division Semifinals.

In the deciding Game 7, Brandon Montour tied the game with one minute remaining before Carter Verhaeghe sealed the win in overtime. Montour's goal was his second of the game, representing his second multi-goal game and fourth multi-point game of the series. He became the sixth player in NHL history to score a game-tying goal in the final minute of regulation of a game 7, and the fifth d-man in League history to score two goals in a game 7. Matthew Tkachuk assisted on Verhaeghe's tally, his second assist on a Round 1, Game 7 OT goal over the prior two seasons.

With their 2023 First Round series victory over the Bruins, the Panthers became the second team to overcome a 3-1 series deficit to defeat the Presidents' Trophy winner in any round, following the Canadiens (2010 CQF vs. WSH), the eighth team to defeat the Presidents' Trophy winner in the opening round, and the third to do so via a Game 7 victory. Florida won Games 5 and 7 in overtime at TD Garden.

Sergei Bobrovsky became the only goaltender in NHL history to defeat two 60-win teams in the playoffs, and the 7th goaltender in the NHL's expansion era to post multiple career wins in series-clinching games against the League's top team from the regular season.

The Panthers and Bruins have squared off 114 times in the regular season, with the Panthers owning a 44-52-6-12 record.

Panthers skaters Sam Reinhart, Evan Rodrigues, Brandon Montour and Dmitry Kulikov were teammates with Bruins goaltender Linus Ullmark in Buffalo.

Panthers Assistant General Manager Gregory Campbell and Chief Revenue Officer Shawn Thornton were members of the 2011 Stanley Cup Champion Bruins team.

Florida's game vs. Boston on April 6 marked Sergei Bobrovsky's 698th NHL game, surpassing Evgeni Nabokov for sole-possession second most games played all-time by a Russian-born goaltender in NHL history.

The Panthers scored a club-record 10 goals vs. Boston on November 26, 1997.

Panthers Assistant General Manager Brett Peterson (Northborough) and Vice President of Hockey Operations Paul Krepelka (Arlington) are Massachusetts natives. Peterson skated in four seasons (2000-01 to 2003-04) with Boston College (Hockey East), winning the 2001 National Championship.

Panthers goaltending coach Robb Tallas played in five seasons (1995-96 to 1999-00) for the Bruins.

Panthers forward Evan Rodrigues played four seasons (2011-12 to 2014-15) with Boston University (Hockey East).

# ALL-TIME PLAYOFF SCORING

PLAYER	POS	GP	G	A	P	+/-	PIM	PPG	SHG	OTG	GWG	S
Aleksander Barkov	C	52	13	29	42	1	22	2	1	0	2	169
Carter Verhaeghe	C	42	20	21	41	18	20	2	0	5	8	121
Matthew Tkachuk	F	25	14	19	33	16	76	4	0	3	5	82
Sam Bennett	C	37	8	17	25	7	82	1	0	0	0	124
Jonathan Huberdeau	L	26	5	16	21	-1	20	1	0	0	0	89
Sam Reinhart	C	36	14	6	20	-4	14	5	0	1	2	98
Brandon Montour	D	42	9	10	19	0	57	2	0	0	0	121
Ray Sheppard	R	26	10	8	18	0	0	4	0	0	0	59
Dave Lowry	L	27	10	7	17	5	39	4	0	1	2	53
Gustav Forsling	D	42	3	14	17	20	20	0	1	0	1	82
Stu Barnes	C	22	6	10	16	10	4	2	0	0	2	57
Aaron Ekblad	D	45	3	13	16	11	35	1	0	0	0	79
Anton Lundell	C	35	3	12	15	4	8	0	0	0	0	49
Anthony Duclair	L	34	5	9	14	-5	26	1	0	0	0	53
Rob Niedermayer	C	31	8	4	12	-10	24	3	0	0	2	58
Robert Svehla	D	31	1	11	12	-1	40	1	0	0	0	55
Scott Mellanby	R	31	3	9	12	-11	50	2	0	0	0	67
Bill Lindsay	L	25	5	6	11	6	26	0	1	0	1	37
Ed Jovanovski	D	34	1	8	9	-3	60	0	0	0	0	65
Paul Laus	D	30	2	7	9	0	74	0	0	0	0	29
Gord Murphy	D	19	0	9	9	1	10	0	0	0	0	71
Tom Fitzgerald	R	27	4	5	9	2	34	0	0	0	2	45
Eetu Luostarinen	C	31	3	6	9	-1	14	0	0	0	1	29
Reilly Smith	R	6	4	4	8	7	0	0	0	0	0	24
Jason Woolley	D	13	2	6	8	3	14	1	0	0	1	27
Johan Garpenlov	L	24	6	2	8	-2	12	2	0	0	1	41
Claude Giroux	R	10	3	5	8	2	0	0	0	0	0	25
Patric Hornqvist	R	16	3	4	7	-3	16	2	0	0	0	44
Radko Gudas	D	37	1	6	7	-2	44	0	0	0	0	35
Nick Cousins	C	21	2	5	7	0	16	0	0	1	1	26
Sean Bergenheim	L	7	3	3	6	-2	4	1	0	0	0	24
Brian Campbell	D	13	1	5	6	-5	2	1	0	0	1	17
Mike Hough	L	27	5	1	6	3	10	0	0	1	2	48
MacKenzie Weegar	D	20	1	4	5	1	20	0	0	0	0	45
Dmitry Kulikov	D	18	1	4	5	1	10	0	0	0	0	29
Mike Hoffman	C	4	3	2	5	-1	4	2	0	0	0	8
Keith Yandle	D	7	0	5	5	-4	0	0	0	0	0	9
Kris Versteeg	R	7	3	2	5	2	8	2	0	0	1	18
Marcel Goc	C	7	2	3	5	0	0	1	0	0	1	14
Stephen Weiss	C	7	3	2	5	0	6	3	0	0	0	12
Mikael Samuelsson	R	7	0	5	5	-1	2	0	0	0	0	14
Jody Hull	R	19	3	2	5	3	0	0	0	0	0	30
Eric Staal	C	21	2	3	5	-4	12	0	1	0	0	14
Owen Tippett	R	6	1	3	4	-1	0	0	0	0	0	14
Nick Bjugstad	C	5	2	2	4	6	2	0	0	0	1	21
Alexander Petrovic	D	6	1	3	4	5	4	0	0	0	1	7
Jussi Jokinen	L	6	1	3	4	5	4	1	0	0	0	7
Radek Dvorak	R	19	1	3	4	2	0	0	0	0	0	37
Martin Straka	C	17	2	2	4	-4	2	0	0	0	0	22



# ALL-TIME PLAYOFF SCORING

PLAYER	POS	GP	G	A	P	+/-	PIM	PPG	SHG	OTG	GWG	S
Pavel Bure	R	4	1	3	4	-3	2	1	0	0	0	15
Brian Skrudland	C	21	1	3	4	6	18	0	0	0	0	27
Terry Carkner	D	27	0	4	4	5	16	0	0	0	0	22
Jason Garrison	D	4	1	2	3	-2	0	1	0	0	0	12
Scottie Upshall	R	7	1	2	3	-1	4	0	0	0	0	9
Tomas Fleischmann	L	7	1	2	3	0	2	0	0	0	0	13
Rhett Warrener	D	26	0	3	3	3	10	0	0	0	0	19
Mike Sillinger	C	4	2	1	3	-1	2	0	0	0	0	7
Kirk Muller	L	5	1	2	3	-3	4	1	0	0	0	20
Ryan Lomberg	L	25	3	0	3	-2	54	0	0	1	1	30
Mason Marchment	L	10	3	0	3	-5	14	0	0	0	1	21
Josh Mahura	D	21	0	3	3	-6	6	0	0	0	0	22
Frank Vatrano	C	8	1	1	2	1	6	0	0	0	0	15
Vladimir Tarasenko	R	5	1	2	3	+1	2	1	0	0	0	4
Alex Wennberg	C	6	1	1	2	-1	0	1	0	0	0	4
Teddy Purcell	L	6	2	0	2	-3	0	1	0	0	0	12
Jaromir Jagr	R	6	0	2	2	-2	4	0	0	0	0	20
Colin White	C	21	0	2	2	-9	6	0	0	0	0	7
Steven Lorentz	C	4	1	1	2	0	0	0	0	0	1	3
Niko Mikkola	D	5	1	1	2	+1	2	0	0	0	0	7
Evan Rodrigues	C	5	1	1	2	0	0	0	0	0	0	7
Oliver Ekman-Larsson	D	5	1	1	2	+1	2	0	0	0	0	5
Ray Whitney	L	4	1	0	1	-2	4	0	0	0	0	17
David Nemirovsky	R	3	1	0	1	-2	0	0	0	0	0	4
Peter Worrell	L	4	1	0	1	-2	8	0	0	0	0	6
Mike Weaver	D	7	1	0	1	-1	0	0	0	0	0	6
Tomas Kopecky	R	7	1	0	1	-3	4	0	1	0	0	10
Zac Dalpe	C	13	1	0	1	-8	2	0	0	0	0	15
Brian Boyle	C	4	1	0	1	-1	12	0	0	0	1	3
Erik Haula	L	4	1	0	1	-3	0	1	0	0	0	8
Ben Chiarot	D	10	0	1	1	-1	8	0	0	0	0	17
Kevin Stenlund	C	5	0	1	1	+2	0	0	0	0	0	5
Kyle Okposo	R	3	0	1	1	+1	2	0	0	0	0	3
Lance Pitlick	D	4	0	1	1	0	0	0	0	0	0	2
Alex Hicks	L	4	0	1	1	-1	4	0	0	0	0	4
Viktor Kozlov	C	4	0	1	1	-3	0	0	0	0	0	6
Steve Washburn	C	1	0	1	1	0	0	0	0	0	0	0
Mark Parrish	R	4	0	1	1	-2	0	0	0	0	0	5
Derek MacKenzie	C	6	0	1	1	-1	4	0	0	0	0	9
Jerred Smithson	C	5	0	1	1	-2	2	0	0	0	0	1
Jiri Hudler	R	6	0	1	1	-2	4	0	0	0	0	5
Tyson Strachan	D	2	0	1	1	2	0	0	0	0	0	0
Shawn Matthias	L	7	0	1	1	-2	6	0	0	0	0	9
Evgenii Dadonov	R	4	0	1	1	1	2	0	0	0	0	7
Garrett Wilson	L	6	0	1	1	-1	4	0	0	0	0	4
Vincent Trocheck	C	2	0	1	1	1	0	0	0	0	0	3
Mike Matheson	D	7	0	1	1	-1	8	0	0	0	0	8

# ALL-TIME PLAYOFF GOALTENDING

PLAYER	GP	GS	W	L	SA	SVS	GA	SV%	GAA	SO	A	P	PIM
Sergei Bobrovsky	41	39	22	18	1,261	1,144	117	0.907	2.91	1	1	1	2
John Vanbiesbrouck	27	26	13	14	919	856	63	0.931	2.28	2	1	1	20
Roberto Luongo	6	6	2	4	227	212	15	0.934	2.05	0	0	0	0
Jose Theodore	5	5	2	2	135	124	11	0.919	2.46	1	0	0	0
Spencer Knight	2	2	1	1	60	56	4	0.933	2.06	0	0	0	0
Scott Clemmensen	3	2	1	2	88	81	7	0.92	2.34	0	1	1	0
Alex Lyon	4	3	1	2	107	95	12	0.888	3.63	0	0	0	0
Mike Vernon	4	4	0	4	136	124	12	0.912	3.04	0	0	0	10
Chris Driedger	3	2	0	1	62	54	8	0.871	3.7	0	0	0	0
Mark Fitzpatrick	2	1	0	0	30	24	6	0.8	6	0	0	0	0



## 1996 EASTERN CONFERENCE QUARTERFINALS

DATE	OPPONENT	RESULT	SCORE	ATTENDANCE	GOALS
4/17	Boston	W	6-3	14,703*	Sheppard (2), Hough, Hull, <u>Woolley</u> , Garpenlov
4/22	Boston	W	6-2	14,703*	Jovanovski, Sheppard, <u>Lowry</u> (2), Woolley, Garpenlov
4/24	@ Boston	W	4-2	14,922	Hull (2), Mellanby, <u>Hough</u>
4/25	@ Boston	L	2-6	14,810	Lindsay, Sheppard
4/27	Boston	W	4-3	14,703*	Skrudland, Laus, Lowry, <u>Lindsay</u>

## 1996 EASTERN CONFERENCE SEMIFINALS

DATE	OPPONENT	RESULT	SCORE	ATTENDANCE	GOALS
5/2	@ Philadelphia	W	2-0	17,380	<u>Barnes</u> , Lowry
5/4	@ Philadelphia	L	2-3	17,380	Sheppard, Lowry
5/7	Philadelphia	L	1-3	14,703*	Laus
5/9	Philadelphia	W-OT	4-3	14,703*	Niedermayer (2), Barnes, <u>Lowry</u>
5/12	@ Philadelphia	W-2OT	2-1	17,380	Barnes, <u>Hough</u>
5/14	Philadelphia	W	4-1	14,703*	Lindsay, <u>Niedermayer</u> , Lowry, Garpenlov

## 1996 EASTERN CONFERENCE FINAL

DATE	OPPONENT	RESULT	SCORE	ATTENDANCE	GOALS
5/18	@ Pittsburgh	W	5-1	17,355	Lowry (2), <u>Fitzgerald</u> (2), Mellanby
5/20	@ Pittsburgh	L	2-3	17,181	Sheppard, Lindsay
5/24	Pittsburgh	W	5-2	14,703*	Sheppard, Dvorak, <u>Barnes</u> (2), Straka
5/26	Pittsburgh	L	1-2	14,703*	Lowry
5/28	@ Pittsburgh	L	0-3	17,355	
5/30	Pittsburgh	W	4-3	14,703*	Mellanby, Lindsay, Straka, <u>Niedermayer</u>
6/1	@ Pittsburgh	W	3-1	17,355	Hough, <u>Fitzgerald</u> , Garpenlov

## 1996 STANLEY CUP FINAL

DATE	OPPONENT	RESULT	SCORE	ATTENDANCE	GOALS
6/4	@ Colorado	L	1-3	16,061	Fitzgerald
6/6	@ Colorado	L	1-8	16,061	Barnes
6/8	Colorado	L	2-3	14,703*	Sheppard, Niedermayer
6/10	Colorado	L-3OT	0-1	14,703*	

## 1997 EASTERN CONFERENCE QUARTERFINALS

DATE	OPPONENT	RESULT	SCORE	ATTENDANCE	GOALS
4/17	NY Rangers	W	3-0	14,703*	<u>Garpenlov</u> , Muller, Niedermayer
4/20	NY Rangers	L	0-3	14,703*	
4/22	@ NY Rangers	L-OT	3-4	18,200	Garpenlov, Sheppard, Svehla
4/23	@ NY Rangers	L	2-3	18,200	Niedermayer, Nemirovsky
4/25	NY Rangers	L-OT	2-3	14,703*	Hough, Sheppard

# PLAYOFF GAMES AND RESULTS

## 2000 EASTERN CONFERENCE QUARTERFINALS

DATE	OPPONENT	RESULT	SCORE	ATTENDANCE	GOALS
4/13	@ New Jersey	L	3-4	15,024	Niedermayer, Worrell, Sillinger
4/16	@ New Jersey	L	1-2	17,206	Sillinger
4/18	New Jersey	L	1-2	19,250*	Whitney
4/20	New Jersey	L	1-4	19,250*	Bure

## 2012 EASTERN CONFERENCE QUARTERFINALS

DATE	OPPONENT	RESULT	SCORE	ATTENDANCE	GOALS
4/13	New Jersey	L	2-3	19,119*	Bergenheim, Versteeg
4/15	New Jersey	W	4-2	19,248*	Weiss (2), <u>Goc</u> Fleischmann
4/17	@New Jersey	W	4-3	17,625	Bergenheim, Garrison, Weaver, <u>Campbell</u>
4/19	@New Jersey	L	0-4	17,625	
4/21	New Jersey	W	3-0	19,513*	<u>Versteeg</u> , Upshall, Kopecky
4/24	@New Jersey	L-OT	2-3	17,625	Versteeg, Bergenheim
4/26	New Jersey	L-2OT	2-3	19,313*	Weiss, Goc

\*=Home Sellout Underline=GWG

## 2016 EASTERN CONFERENCE QUARTERFINALS

DATE	OPPONENT	RESULT	SCORE	ATTENDANCE	GOALS
4/14	NY Islanders	L	4-5	17,422	Purcell, Jokinen, Smith (2)
4/15	NY Islanders	W	3-1	18,373	Smith, <u>Bjugstad</u> , Kulikov
4/17	@ NY Islanders	L	3-4 (OT)	15,795	Smith, Barkov, Bjugstad
4/20	@ NY Islanders	W	2-1	15,795	Purcell, <u>Petrovic</u>
4/22	NY Islanders	L	1-2(2OT)	20,247*	Barkov
4/24	@ NY Islanders	L	1-2(2OT)	15,795	Huberdeau

\*=Home Sellout Underline=GWG

## 2020 STANLEY CUP QUALIFIERS - SCOTIABANK ARENA

DATE	OPPONENT	RESULT	SCORE	ATTENDANCE	GOALS
8/1	@NY Islanders	L	2-1	-	Huberdeau
8/4	@NY Islanders	L	4-2	-	Hoffman, Barkov
8/5	NY Islanders	W	3-2	-	Haula, Hoffman, Boyle
8/7	NY Islanders	L	5-1	-	Hoffman

## 2021 EASTERN CONFERENCE FIRST ROUND

DATE	OPPONENT	RESULT	SCORE	ATTENDANCE	GOALS
5/16	Tampa Bay	L	4-5	9,646	Barkov, Verhaeghe, Huberdeau, Tippett
5/18	Tampa Bay	L	1-3	9,646	Marchment
5/20	@Tampa Bay	W	6-5 (OT)	9,508	Bennett, Gudas, Wennberg, Hornqvist, Forsling, <u>Lomborg</u>
5/22	@Tampa Bay	L	2-6	9,762	Huberdeau, Verhaeghe
5/24	Tampa Bay	W	4-1	11,551	Weegar, <u>Marchment</u> , Hornqvist, Vatrano
5/26	@Tampa Bay	L	0-4	10,092	

## 2022 EASTERN CONFERENCE FIRST ROUND

DATE	OPPONENT	RESULT	SCORE	ATTENDANCE	GOALS
5/03	Washington	L	2-4	19,678	Bennett, Giroux
5/05	Washington	W	5-1	19,636	Ekblad, <u>Barkov</u> , Marchment, Lundell, Verhaeghe
5/07	@Washington	L	1-6	18,573	Huberdeau
5/09	@Washington	W	3-2 (OT)	18,573	Reinhart, <u>Verhaeghe</u> (2)
5/11	Washington	W	5-3	20,023	Hornqvist, Reinhart, Giroux, <u>Verhaeghe</u> (2)
5/13	@Washington	W	4-3 (OT)	18,573	Lomborg, Giroux, Barkov, <u>Verhaeghe</u>

# PLAYOFF GAMES AND RESULTS

## 2022 EASTERN CONFERENCE SECOND ROUND

DATE	OPPONENT	RESULT	SCORE	ATTENDANCE	GOALS
5/17	Tampa Bay	L	1-4	19,656	Duclair
5/19	Tampa Bay	L	1-2	19,716	Loustarinen
5/22	@Tampa Bay	L	1-5	19,092	Reinhart
5/23	@Tampa Bay	L	0-2	19,092	

## 2023 EASTERN CONFERENCE FIRST ROUND

DATE	OPPONENT	RESULT	SCORE	ATTENDANCE	GOALS
4/17	@Boston	L	1-3	17850	Tkachuk
4/19	@Boston	W	6-3	17850	Bennett, E. Staal, Montour, Verhaeghe, Montour, Luostarinen
4/21	Boston	L	2-4	19910+	Forsling, Reinhart
4/23	Boston	L	2-6	19771+	Tkachuk, Bennett
4/26	@Boston	W*	4-3	17850	Duclair, Bennett, Reinhart, Tkachuk
4/28	Boston	W	7-5	18911	Montour, Tkachuk, Barkov, Dalpe, Tkachuk, Luostarinen, Reinhart
4/30	@Boston	W*	4-3	17850	Montour, Reinhart, Montour, Verhaeghe

## 2023 EASTERN CONFERENCE SECOND ROUND

DATE	OPPONENT	RESULT	SCORE	ATTENDANCE	GOALS
5/2	@Toronto	W	4-2	19244+	Cousins, Bennett, Verhaeghe, Montour
5/4	@Toronto	W	3-2	19387+	Lundell, Barkov, Forsling
5/7	Toronto	W*	3-2	19911+	Duclair, Verhaeghe, Reinhart
5/10	Toronto	L	1-2	19868+	Reinhart
5/12	@Toronto	W*	3-2	19513+	Ekblad, Verhaeghe, Cousins

## 2023 EASTERN CONFERENCE FINAL

DATE	OPPONENT	RESULT	SCORE	ATTENDANCE	GOALS
5/18	@Carolina	W*	3-2	18680+	Barkov, Verhaeghe, Tkachuk
5/20	@Carolina	W*	2-1	18854+	Barkov, Tkachuk
5/22	Carolina	W	1-0	19873+	Reinhart
5/24	Carolina	W	4-3	20065+	Duclair, Tkachuk, Lomberg, Tkachuk

## 2023 STANLEY CUP FINAL

DATE	OPPONENT	RESULT	SCORE	ATTENDANCE	GOALS
6/3	@Vegas	L	5-2	18432+	E. Staal, Duclair
6/5	@Vegas	L	7-2	18561+	Lundell, Tkachuk
6/8	Vegas	W*	3-2	19735+	Montour, Tkachuk, Verhaeghe
6/10	Vegas	L	3-2	19986+	Montour, Barkov
6/13	@Vegas	L	9-3	19058+	Ekblad, Reinhart, Bennett

## 2024 EASTERN CONFERENCE FIRST ROUND

DATE	OPPONENT	RESULT	SCORE	ATTENDANCE	GOALS
4/21	TBL	W	3-2	19,356	Reinhart, Verhaeghe, Tkachuk
4/23	TBL	W*	3-2	19,484	Bennett, Tarasenko, Verhaeghe
4/25	@TBL	W	5-3	19,092	Tkachuk, Reinhart, Montour, Lorentz, Tkachuk
4/27	@TBL	L	6-3	19,092	Verhaeghe, Reinhart, Ekman-Larsson
4/29	TBL	W	6-1	19,750	Verhaeghe, Barkov, Barkov, Rodrigues, Verhaeghe, Mikkola



# ALL-TIME PLAYOFF LEADERS

PLAYER	GOALS
Carter Verhaeghe.....	20
Sam Reinhart.....	14
Matthew Tkachuk.....	14
Aleksander Barkov.....	13
Ray Sheppard.....	10
Dave Lowry.....	10

PLAYER	ASSISTS
Aleksander Barkov.....	29
Carter Verhaeghe.....	21
Matthew Tkachuk.....	19
Sam Bennett.....	17
Jonathan Huberdeau.....	16

PLAYER	POINTS
Aleksander Barkov.....	42
Carter Verhaeghe.....	41
Matthew Tkachuk.....	33
Sam Bennett.....	25
Jonathan Huberdeau.....	21

PLAYER	GAMES
Aleksander Barkov.....	52
Aaron Ekblad.....	45
Gustav Forsling.....	42
Brandon Montour.....	42
Carter Verhaeghe.....	42

PLAYER	PIM
Sam Bennett.....	82
Matthew Tkachuk.....	76
Paul Laus.....	74
Ed Jovanovski.....	60
Brandon Montour.....	57

PLAYER	POWER-PLAY GOALS
Sam Reinhart.....	5
Dave Lowry.....	4
Ray Sheppard.....	4
Matthew Tkachuk.....	4

PLAYER	SHORT-HANDED GOALS
Tomas Kopecky.....	1
Aleksander Barkov.....	1
Bill Lindsay.....	1
Gustav Forsling.....	1
Eric Staal.....	1

PLAYER	GAME-WINNING GOALS
Carter Verhaeghe.....	8
Matthew Tkachuk.....	5
Sam Reinhart.....	2
Aleksander Barkov.....	2
Stu Barnes.....	2
Tom Fitzgerald.....	2
Mike Hough.....	2
Dave Lowry.....	2
Rob Niedermayer.....	2

DEFENSEMEN	G	A	PTS
Brandon Montour.....	9	10	19
Gustav Forsling.....	3	14	17
Aaron Ekblad.....	3	13	16
Robert Svehla.....	1	11	12

GOALTENDER.....	GAMES
Sergei Bobrovsky.....	41
John Vanbiesbrouck.....	27
Roberto Luongo.....	6
Jose Theodore.....	5
Mike Vernon.....	4

WINS	
Sergei Bobrovsky.....	22
John Vanbiesbrouck.....	13

SHUTOUTS	
John Vanbiesbrouck.....	2
Jose Theodore.....	1
Sergei Bobrovsky.....	1

GOALS-AGAINST AVERAGE	
Roberto Luongo.....	2.05
Spencer Knight.....	2.06
John Vanbiesbrouck.....	2.28
Scott Clemmensen.....	2.34
Jose Theodore.....	2.46

## MOST

**GOALS** – 4 - Several times - Last: (3rd per.) vs. Tampa Bay (4/29/24)

**GOALS AGAINST** – 4 - SEVERAL TIMES - Last: (2nd per.) at Vegas (6/13/23)

**GOALS BOTH TEAMS** – 7 - (3rd per.) vs. Boston (4/28/23)

**PENALTY MINUTES** – 64 - (3rd per.) at Vegas (6/5/23)

**PENALTY MINUTES BY OPPONENT** – 54 - (3rd per.) at Boston (4/19/23)

**PENALTY MINUTES BY BOTH TEAMS** – 106 - (3rd per.) at Vegas (6/5/23)

**SHOTS ON GOAL AT HOME** – 23 - Twice. Last: (2nd per.) vs. Tampa Bay (4/29/24)

**SHOTS ON GOAL ON ROAD** – 21 - (3rd per.) at Vegas (6/13/23)

**SHOTS AGAINST AT HOME** – 26 - (1st per.) vs. New Jersey (4/13/12)

**SHOTS AGAINST ON ROAD** – 20 (1ST PER.) at Carolina (5/20/23)

**POWER-PLAY GOALS** – 2 – 5 times (3rd per.) vs. New Jersey (4/26/12), (2nd per.) at New Jersey (4/17/12), (2nd per.) vs. Boston (4/17/96), (2nd per.) vs. NY Rangers (4/17/97) and (2nd per.) at NY Rangers (4/22/97)

**POWER-PLAY GOALS AGAINST** – 3 – (1st per.) at Colorado (6/6/96)

**SHORT-HANDED GOALS** – 1 - 5 TIMES - (2nd per.) vs. Tampa Bay (4/29/24), (1st Per.) at Vegas (6/3/23), (3rd per.) vs. Boston (4/21/23), (3rd per.) vs. New Jersey (4/17/12) and (1st per.) vs. Philadelphia (5/14/96)

**SHORT-HANDED GOALS AGAINST** – 1 - 8 times - (1st per.) at Tampa Bay (4/27/24), (1st per.) at Vegas (6/13/23), (3rd per.) vs. Boston (4/28/23), (1st per.) at Boston (4/19/23), (1st per.) vs. Tampa Bay (5/16/21), (2nd per.) at New Jersey (4/16/00), (1st per.) at Boston (4/25/96) and (2nd per.) vs. Boston (4/22/96)

## FEWEST

**SHOTS ON GOAL** – 1 – (2nd per.) vs. New Jersey (4/18/00)

**SHOTS ON GOAL AGAINST** – 2 – (3rd per.) vs. Pittsburgh (5/24/96)

## FASTEST

**OPENING GOAL** – :23 – Stephen Weiss vs. New Jersey (4/15/12)

**OVERTIME GOAL** – 2:46 (OF 1ST OT) – Carter Verhaeghe vs. Washington (5/13/22)

**OPENING GOAL AGAINST** – :33 – Zach Parise at New Jersey (4/17/12)

**OVERTIME GOAL AGAINST** – 5:39 (OF 1ST OT) – Travis Zajac vs. New Jersey (4/24/12)

**OPENING GOAL, HOME** – :23 – Stephen Weiss vs. New Jersey (4/15/12)

**TWO GOALS SCORED BY ONE PLAYER** – :49 – Stephen Weiss (1st per.) vs. New Jersey (4/15/12)

**OPENING GOAL, ROAD** – :30 – Jody Hull at Boston (4/24/96)

**TWO GOALS AGAINST BY ONE PLAYER** – 1:19 – Peter Forsberg (1st per.) at Colorado (6/6/96)

**OPENING GOAL AGAINST, HOME** – :39 – Mark Messier vs. NY Rangers (4/25/97)

**TWO GOALS** – :25 – Ray Sheppard/Mike Hough (1st per.) vs. Boston (4/17/96)

**OPENING GOAL AGAINST, ROAD** – :33 – Zach Parise at New Jersey (4/17/12)

**TWO GOALS AGAINST** – :31 – Rene Corbet/Valeri Kamensky (2nd per.) at Colorado (6/6/96)

**GOAL FROM START OF PERIOD** – :14 – Anton Lundell (3rd per.) at Vegas (6/5/23)

**THREE GOALS** – 1:17 – Sheppard 7:37, Hough 8:02, Hull 8:54, (1st per.) vs. Boston (4/17/96)

**GOAL FROM START OF PERIOD AGAINST** – :27 – Petr Nedved (2nd per.) vs. Pittsburgh (5/24/96)

**THREE GOALS AGAINST** – 3:49 – Young 10:32, Ricci 12:21, Krupp 14:21, (2nd per.) at Colorado (6/4/96)

## MOST

**DECISIVE WIN** – 6-1 - vs. Tampa Bay (4/29/24)

**DECISIVE WIN AT HOME** – 6-1 - vs. Tampa Bay (4/29/24)

**DECISIVE WIN ON ROAD** – 5-1 - at Pittsburgh (5/18/96)

**DECISIVE SHUTOUT** – Twice 3-0 - vs. New Jersey (4/21/12) and vs. NY Rangers (4/17/97)

**DECISIVE SHUTOUT WIN AT HOME** – Twice 3-0 - vs. New Jersey (4/21/12) and vs. NY Rangers (4/17/97)

**DECISIVE SHUTOUT WIN ON ROAD** – 2-0 - at Philadelphia (5/2/96)

**DECISIVE LOSS** – 8-1 - at Colorado (6/6/96)

**DECISIVE LOSS AT HOME** – 6-2 - vs. Boston (4/23/23)

**DECISIVE LOSS ON ROAD** – 8-1 - at Colorado (6/6/96)

**DECISIVE SHUTOUT LOSS** – 4-0 - Twice - at Tampa Bay (5/26/22), at New Jersey (4/19/12)

**DECISIVE SHUTOUT LOSS AT HOME** – 3-0 - vs. NY Rangers (4/20/97)

**DECISIVE SHUTOUT LOSS ON ROAD** – 4-0 - at New Jersey (4/19/12)

**GOALS** – 7 - vs. Boston (4/28/23)

**GOALS AT HOME** – 7 - vs. Boston (4/28/23)

**GOALS ON ROAD** – 6 - TWICE - at Boston (4/19/23) and at Tampa Bay (5/20/21)

**GOALS BOTH TEAMS** – 12 - TWICE - at Vegas (6/13/23), 9-3 (L) and vs. Boston (4/28/23), 7-5 (W)

**GOALS AGAINST** – 9 - AT VEGAS (6/13/23), 9-3 (L)

**GOALS AGAINST AT HOME** – 6 - vs. Boston (4/23/23)

**GOALS AGAINST ON ROAD** – 9 - at Vegas (6/13/23)

**ASSISTS** – 12 - vs. Tampa Bay (5/20/21)

**SCORING POINTS** – 18 - TWICE - vs. Boston (4/29/23) and vs. Tampa Bay (5/20/21)

**PENALTY MINUTES** – 84 - AT VEGAS (6/5/23)

**PENALTY MINUTES BY OPPONENT** – 84 - at Vegas (6/5/23)

**PENALTY MINUTES BY BOTH TEAMS** – 148 - at Vegas (6/5/23)

**PENALTIES** – 19 - (57 PIM) vs. Boston (4/22/96)

**PENALTIES BY OPPONENT** – 21 - (64 PIM) vs. Boston (4/22/96)

**POWER-PLAY GOALS** – 3 - at New Jersey (4/17/12)

**POWER-PLAY GOALS AGAINST** – 4 - at Colorado (6/6/96)

**SHORT-HANDED GOALS** – 1 - 5 TIMES - (2nd per.) vs. Tampa Bay (4/29/24), (1st per.) at Vegas (6/3/23), (3rd per.) vs. Boston (4/21/23), (3rd per.) vs. New Jersey (4/17/12) and (1st per.) vs. Philadelphia (5/14/96)

**SHORT-HANDED GOALS AGAINST** – 1 - 8 Times - (1st per.) at Tampa Bay (4/27/24), (1st per.) at Vegas (6/13/23), (3rd per.) vs. Boston (4/28/23), (1st per.) at Boston (4/19/23), (1st per.) vs. Tampa Bay (5/16/21), (2nd per.) at New Jersey (4/16/00), (1st per.) at Boston (4/25/96) and (2nd per.) vs. Boston (4/22/96)

**SHOTS ON GOAL** – 63 - vs. Colorado (6/10/96)

**SHOTS ON GOAL AT HOME** – 63 - vs. Colorado (6/10/96)

**SHOTS ON GOAL ON ROAD** – 60 - at Carolina (5/18/23)

**SHOTS ON GOAL BOTH TEAMS** – 125 - AT Carolina (5/18/23)

**SHOTS AGAINST** – 65 - at Carolina (5/18/23)

**SHOTS AGAINST AT HOME** – 56 - vs. Colorado (6/10/96)

**SHOTS AGAINST ON ROAD** – 65 - at Carolina (5/18/23)

## FEWEST

**PENALTY MINUTES** – 0 - vs. Toronto (5/7/23)

**PENALTY MINUTES BY OPPONENT** – 2 - Multiple times. Last: at Tampa Bay (4/25/24)

**PENALTY MINUTES BY BOTH TEAMS** – 4 - at Vegas (6/13/23)

**SHOTS ON GOAL** – 15 - at Philadelphia (5/2/96)

**SHOTS ON GOAL AT HOME** – 17 - vs. Carolina (5/22/23)

**SHOTS ON GOAL ON ROAD** – 15 - at Philadelphia (5/2/96)

**SHOTS ON GOAL BOTH TEAMS** – 33 - at Philadelphia (5/2/96)

**SHOTS AGAINST** – 16 - at Washington (5/9/22)

**SHOTS AGAINST AT HOME** – 19 - vs. Tampa Bay (4/21/24)

**SHOTS AGAINST ON ROAD** – 16 - at Washington (5/9/22)

## MOST

**GOALS** – 62 - (2023)

**ASSISTS** – 100 - (2023)

**POINTS (GOALS/ASSISTS)** – 162 - (2023)

**PENALTY MINUTES** – 395 - (1996)

**GOALS AT HOME** – 37 - (1996)

**GOALS ON ROAD** – 37 - (2023)

**GOALS AGAINST** – 69 - (2023)

**POWER-PLAY GOALS** – 14 - (1996)

**POWER-PLAY GOALS AGAINST** – 21 - (2023)

**SHORT-HANDED GOALS** – 2 - (2023)

**SHORT-HANDED GOALS AGAINST** – 3 (2023)

**SHUTOUTS** – 1 - (1996, 1997, 2012 and 2023)

**SHUTOUTS AT HOME** – 1 - (1997, 2012 and 2023)

**SHUTOUTS ON ROAD** – 1 - (1996)

**SHUTOUTS AGAINST** – 2 - (1996)

**SHUTOUTS AGAINST AT HOME** – 1 - (1996 and 1997)

**SHUTOUTS AGAINST ON ROAD** – 1 - (1996, 2012 AND 2021)

**GAMES** – 22 - (1996)

**WINS** – 13 - (2023)

**WINS AT HOME** – 7 - (1996)

**WINS ON ROAD** – 8 - (2023)

**LOSSES** – 10 - (1996)

**LOSSES AT HOME** – 4 - (1996 and 2023)

**LOSSES ON ROAD** – 6 - (1996)

## LONGEST STREAKS

**WIN STREAK** – 6 GAMES - 4/26 - 5/7/23

**WIN STREAK AT HOME** – 3 GAMES – Multiple times. Last: 4/21 - 4/29/24

**WIN STREAK ON ROAD** – 6 GAMES - 4/19 - 5/12/23

**WIN STREAK VS. A SINGLE TEAM** – 4 GAMES - vs. Carolina (5/18 - 5/24/23)

**WIN STREAK AT HOME VS. A SINGLE TEAM** – 3 GAMES – vs. Boston 4/17 - 4/27/96

**WIN STREAK ON ROAD VS. A SINGLE TEAM** – 3 Games - vs Toronto 4/2 - 4/12/23 and vs. Boston 4/19 - 4/30/23

**LOSING STREAK** – 9 GAMES – 4/20/97-4/13/12

**LOSING STREAK AT HOME** – 5 GAMES – 4/20/97-4/13/12

**LOSING STREAK ON ROAD** – 6 GAMES – 6/4/96-4/16/00

**LOSING STREAK VS. A SINGLE TEAM** – 5 GAMES – vs. New Jersey (4/13/00-4/13/12)

**LOSING STREAK AT HOME VS. A SINGLE TEAM** – 3 GAMES – vs. New Jersey (4/18/00-4/13/12)

**LOSING STREAK ON ROAD VS. A SINGLE TEAM** – 3 GAMES – at Vegas (6/3-6/13/2023)

**CONSECUTIVE SHUTOUT STREAK** – 1 GAME - 5/2/98 at Philadelphia 2-0 (Vanbiesbrouck), 4/17/97 vs. NY Rangers 3-0 (Vanbiesbrouck), 4/21/12 vs. New Jersey 3-0 (Theodore) and 5/22/23 vs. Carolina 1-0 (Bobrovsky)

**CONSECUTIVE SHUTOUT STREAK AGAINST** – 1 GAME – 5/28/96 at Pittsburgh 3-0 (Barrasso), 6/10/96 vs. Colorado 1-0 (Roy) and 4/20/97 vs. NY Rangers 3-0 (Richter), 4/19/12 at New Jersey 4-0 (Brodeur)

**CONSECUTIVE GAMES WITHOUT BEING SHUT OUT** – 15 GAMES – 4/17 - 5/26/96

**CONSECUTIVE GAMES WITHOUT SHUTTING OUT OPPONENT** – 16 GAMES – 5/4 - 6/10/96

**CONSECUTIVE SHUTOUT MINUTES** – 141:31 – John Vanbiesbrouck 6/8 - 6/10/96

## MOST PER PERIOD

**GOALS** – 2 - Several times - LAST: Matthew Tkachuk vs. Carolina (5/24/23)

**GOALS AGAINST** – 3 – Peter Forsberg (1st per.) at Colorado (6/6/96) and Wayne Gretzky (2nd per.) at NY Rangers (4/23/97)

**ASSISTS** – 3 - Several times. Last: Matthew Tkachuk at Toronto (5/2/23)

**ASSISTS AGAINST** – 3 – Twice - Victor Hedman (2nd per.) at Tampa Bay (5/20/21) and Joe Sakic (1st per.) at Colorado (6/6/96)

**POINTS** – 3 – Stu Barnes (2nd per.) vs. Boston (4/22/96), Ray Sheppard (2nd per.) vs. Boston (4/22/96), Robert Svehla (2nd per.) vs. NY Rangers (4/17/97) and Carter Verhaeghe (2nd per.) vs. Washington (5/11/22)

**POINTS AGAINST** – 3 – Peter Forsberg (1st per.) at Colorado (6/6/96), Joe Sakic (1st per.) at Colorado (6/6/96) and Wayne Gretzky (2nd per.) at NY Rangers (4/23/97)

**POWER-PLAY GOALS** – 2 - Matthew Tkachuk vs. Carolina (5/24/23) and Stephen Weiss vs. New Jersey (4/15/12)

**POWER-PLAY GOALS AGAINST** – 2 – Nikita Kucherov (2nd per.) vs. Tampa Bay (5/16/21), Peter Forsberg (1st per.) at Colorado (6/6/96)

**SHORT-HANDED GOALS** – 1 - Aleksander Barkov (2nd per.) vs. Tampa Bay (4/29/24), Eric Staal (1st per.) at Vegas (6/3/23), Gustav Forsling (3rd per.) vs. Boston (4/21/23), Tomas Kopecky (3rd per.) vs. New Jersey (4/21/23) and Bill Lindsay (1st per.) vs. Philadelphia (5/14/96)

**SHORT-HANDED GOALS AGAINST** – 1 - Brandon Hagel (1st per.) at Tampa Bay (4/27/24), Mark Stone (1st Per.) at Vegas (6/13/23), Brad Marchand (2nd per.) at Boston (4/19/23), Jake DeBrusk (3rd per.) vs. Boston, Blake Coleman (1st per.) vs. Tampa Bay (5/16/21), Scott Niedermayer (2nd per.) at New Jersey (4/16/00), Adam Oates (3rd per.) at Boston (4/25/96) and Steven Heinze (2nd per.) vs. Boston (4/22/96)

**PENALTY MINUTES** – 15 – Paul Laus (1st per.) vs. Boston (4/22/96)

**PENALTY MINUTES AGAINST** – 17 – Shjon Podein (3rd per.) vs. Philadelphia (5/7/96)

## MOST PER GAME

**GOALS** – 2 - Several times. Last: Matthew Tkachuk at Tampa Bay (4/25/24)

**GOALS AGAINST** – 3 – Mark Stone at Vegas (6/13/23), Peter Forsberg at Colorado (6/6/96) and Wayne Gretzky at NY Rangers (4/23/97)

**ASSISTS** – 3 - Several times. Last: Carter Verhaeghe at Boston (4/26/23)

**ASSISTS AGAINST** – 4 - Brad Marchand vs. Boston (4/28/23), Joe Sakic at Colorado (6/6/96)

**POINTS** – 5 – Carter Verhaeghe (2-3-5) vs. Washington (5/11/22)

**POINTS AGAINST** – 4 - Brad Marchand (0-4-4) vs. Boston (4/28/23), Taylor Hall (2-2-4) vs. Boston (4/23/23), Nikita Kucherov (1-3-4) at Tampa Bay (5/22/21), Adam Oates (2-2-4) at Boston (4/25/96) and Joe Sakic (0-4-4) at Colorado (6/6/96)

**POWER-PLAY GOALS** – 2 – Stephen Weiss vs. New Jersey (4/15/12)

**POWER-PLAY GOALS AGAINST** – 2 - David Pastrnak vs. Boston (4/28/23), Nikita Kucherov vs. Tampa Bay (5/16/21), Rick Tocchet vs. Boston (4/17/96), and Peter Forsberg at Colorado (6/6/96)

**SHORT-HANDED GOALS** – 1 - Aleksander Barkov (2nd per.) vs. Tampa Bay (4/29/24), Eric Staal (1st Per.) at Vegas (6/3/23), Gustav Forsling (3rd per.) vs. Boston (4/21/23), Tomas Kopecky (3rd per.) vs. New Jersey (4/21/12) and Bill Lindsay (1st per.) vs. Philadelphia (5/14/96)

**SHORT-HANDED GOALS AGAINST** – 1 - Brandon Hagel (1st per.) at Tampa Bay (4/27/24), Marc Stone (1st per.) at Vegas (6/13/23), Brad Marchand (2nd per.) at Boston (4/19/23), Jake DeBrusk (3rd per.) vs. Boston, Blake Coleman (1st per.) vs. Tampa Bay (5/16/21), Scott Niedermayer (2nd per.) at New Jersey (4/16/00), Adam Oates (3rd per.) at Boston (4/25/96) and Steven Heinze (2nd per.) vs. Boston (4/22/96)

**PENALTY MINUTES** – 22 - Matthew Tkachuk at Vegas (6/5/23)

**PENALTY MINUTES AGAINST** – 17 – Dean Chynoweth vs. Boston (4/22/96) and Shjon Podein vs. Philadelphia (5/7/96)

**GOALS BY DEFENSEMAN** – 2 - TWICE - Last: Brandon Montour at Boston (4/30/23)

**ASSISTS BY DEFENSEMAN** – 3 – Robert Svehla vs. NY Rangers (4/17/97)

**POINTS BY DEFENSEMAN** – 3 – Robert Svehla vs. NY Rangers (4/17/97)



## MOST

**GAMES PLAYED** – 22 – 11 Players (1996)

**GOALS** – 11 - Matthew Tkachuk (2023)

**ASSISTS** – 13 - Matthew Tkachuk (2023)

**POINTS** – 24 - Matthew Tkachuk (2023)

**PENALTY MINUTES** – 74 – Matthew Tkachuk (2023)

**POWER-PLAY GOALS** – 4 - Matthew Tkachuk (2023) and Dave Lowry (1996)

**SHORT-HANDED GOALS** – 1 - Eric Staal (2023), Gustav Forsling (2023), Tomas Kopecky (2012) and Bill Lindsay (1996)

**GAME-WINNING GOALS** – 4 - Matthew Tkachuk (2023) and Carter Verhaeghe (2023)

**SHOTS ON GOAL** – 73 - Sam Bennett (2023)

**HAT TRICKS** – None

**GOALS BY DEFENSEMAN** – 8 - Brandon Montour (2023)

**ASSISTS BY DEFENSEMAN** – 8 – Ed Jovanovski (1996)

**POINTS BY DEFENSEMAN** – 13 - Brandon Montour (2023)

**PENALTY MINUTES BY DEFENSEMAN** – 62 – Paul Laus (1996)

**POWER-PLAY GOALS BY DEFENSEMAN** – 2 - Brandon Montour (2023)

**SHORT-HANDED GOALS BY DEFENSEMAN** 1 - Gustav Forsling (2023)

**GAME-WINNING GOALS BY DEFENSEMAN** – 1 - Gustav Forsling (2023), Alex Petrovic (2016), Brian Campbell (2012) and Jason Woolley (1996)

**SHOTS BY DEFENSEMAN** – 72 - Brandon Montour (2023)

**GAMES BY ROOKIE** – 22 – Ed Jovanovski (1996)

**GOALS BY ROOKIE** – 1 – Radek Dvorak and Ed Jovanovski (1996) and Dave Nemirovsky (1997)

**ASSISTS BY ROOKIE** – 8 – Ed Jovanovski (1996)

**POINTS BY ROOKIE** – 9 – Ed Jovanovski (1996)

**PENALTY MINUTES BY ROOKIE** – 52 – Ed Jovanovski (1996)

**POWER-PLAY GOALS BY ROOKIE** – None

**SHORT-HANDED GOALS BY ROOKIE** – None

**GAME-WINNING GOALS BY ROOKIE** – None

**SHOTS BY ROOKIE** – 51 – Ed Jovanovski (1996)

**WINS BY GOALTENDER** – 12 – John Vanbiesbrouck (1996)

**SHUTOUTS** – 1 - Sergei Bobrovsky (2023), Jose Theodore (2016) and John Vanbiesbrouck (1996 and 1997)

**PENALTY MINUTES BY GOALTENDER** – 20 – John Vanbiesbrouck (1996)

**ASSISTS/POINTS BY GOALTENDER** – 1 - Sergei Bobrovsky (2023), Scott Clemmensen (2012) and John Vanbiesbrouck (1996)

## LONGEST

**GAMES PLAYED** – 22 – 11 Players (1996)

**GOAL STREAK** – 3 GAMES - 7 times. Brandon Montour (4/28 - 5/2/23), Sam Reinhart (4/26 - 4/30/23), Matthew Tkachuk (4/23 - 4/28/23), Carter Verhaeghe (5/9 - 5/13/22), Mike Hoffman (8/4 - 8/7/20), Reilly Smith (4/14 - 4/17/16), Dave Lowry (4/27 - 5/4/96)

**MULTI-POINT GAME STREAK** – 3 GAMES – (2X) Carter Verhaeghe (5/9 -5/13/22) and Reilly Smith (4/14-4/17/16)

**ASSIST STREAK** – 5 GAMES – Jason Woolley (4/17 - 4/27/96)

**POINT STREAK** – 7 GAMES – Dave Lowry (5/9 - 5/26/96)

## PERIOD

**MOST GOALS ALLOWED** – 5 – Chris Drieger (2nd per.) at Tampa Bay (5/20/21)

**MOST SHOTS FACED** – 26 – Jose Theodore (1st per.) vs. New Jersey (4/13/12)

**MOST SHOTS, OPPONENT** – 23 – Twice - Andrei Vasilevskiy (2nd per.) vs. Tampa Bay (4/29/24) and Tom Barrasso (3rd per.) vs. Pittsburgh (5/24/96)

**MOST SAVES** – 23 – Jose Theodore (1st per.) vs. New Jersey (4/13/12)

**MOST SAVES, OPPONENT** – 21 - Andrei Vasilevskiy (2nd per.) vs. Tampa Bay (4/29/24)

## GAME

**FEWEST GOALS AGAINST** – 0 – Sergei Bobrovsky vs. Carolina (5/22/23), Jose Theodore vs. New Jersey (4/21/12), John Vanbiesbrouck at Philadelphia (5/2/96) and vs. NY Rangers (4/17/97)

**MOST GOALS AGAINST** – 8 – Sergei Bobrovsky at Vegas (6/13/23)

**MOST SHOTS AGAINST** – 65 – Sergei Bobrovsky vs. Carolina (5/18/23)

**MOST SAVES** – 63 – Sergei Bobrovsky vs. Carolina (5/18/23)

**MOST PENALTIES** – 2 – John Vanbiesbrouck vs. Boston (4/22/96) and vs. Philadelphia (5/7/96)

**MOST PENALTY MINUTES** – 10 – Mike Vernon at New Jersey (4/13/00)

**MOST POINTS** – 1 – Sergei Bobrovsky at Boston (4/30/23), Scott Clemmensen at New Jersey (4/17/12) and John Vanbiesbrouck at Boston (4/25/96)

## POSTSEASON

**MOST CONSECUTIVE STARTS** – 22 – John Vanbiesbrouck (1996)

**MOST CONSECUTIVE GAMES PLAYED** – 22 – John Vanbiesbrouck (1996)

**LONGEST WIN STREAK** – 6 Games - Sergei Bobrovsky (4/26 - 5/7/23)

**LONGEST LOSING STREAK** – 4 Games – Mike Vernon (4/13 - 4/20/00) and John Vanbiesbrouck (4/20 - 4/25/97 and 6/4 - 6/10/96)

**CONSECUTIVE SCORELESS MINUTES** – 141:31 – John Vanbiesbrouck vs. Colorado (6/8 - 6/10/96)

## PERIOD

**GOALS** – 1 – Several times. Last: Anton Lundell (2nd per.) vs. WSH (5/5/22)

**ASSISTS** – 1 – Several times. Last: Owen Tippett (2nd per.) vs. Tampa Bay Lightning (5/20/21)

**POINTS** – 1 – 1 – Several times. Last: Anton Lundell (2nd per.) vs. WSH (5/5/22)

**PENALTY MINUTES** – 14 – Ryan Lomberg (3rd per.) at TBL (5/22/21)

## GAME

**GOALS** – 1 – Several times. Last: Anton Lundell vs. WSH (5/5/22)

**ASSISTS** – 2 - TWICE – Ed Jovanovski vs. Philadelphia (5/9/96), Owen Tippett at TBL (5/20/21)

**POINTS** – 2 - 4 TIMES – Owen Tippett at TBL (5/20/21), Owen Tippett vs. TBL (5/16/21), Ed Jovanovski vs. Philadelphia (5/9/96) and Radek Dvorak vs. Pittsburgh (5/24/96)

**PENALTY MINUTES** – 16 – Ryan Lomberg at TBL (5/22/21)

**POWER-PLAY GOALS** – None

**SHORT-HANDED GOALS** – None



**STANLEY CUP<sup>®</sup>**  
**PLAYOFFS**

