Pepsi

BUFFALO SABRES



2001-2002 MEDIA GUIDE

SABRES HOCKEY

IT'S OUR WAY OF LIFE.

www.sabres.com

Wendt's
DAIRY

QUALITY CHEKD®

BUFFALO SABRES MEDIA GUIDE

BUFFALO SABRES 2001-2002 MEDIA GUIDE

Executive Editor:	Michael Gilbert
Editor:	Kevin Wiles
Contributing Editors:	Gregg Huller
	Garry Dunlap
	Scott Schranz
Photo Credits:	Bill Wippert
Publication Design:	Donna Jeffords
Special Thanks:	Rick Bruno (Sherwood Business Solutions)
	Vicki Sitek
	Bob Waterman (Elias Sports Bureau)

Printed by: Sherwood Business Solutions,
435 Lawrence Bell Drive
Williamsville, New York 14221

BUFFALO SABRES
HSBC Arena
One Seymour H. Knox III Plaza
Buffalo, New York 14203

CONTACT NUMBERS

Executive Offices	(716) 855-4100
	fax (716) 855-4110
Tickets (U.S.)	(888) 223-6000
(Canada)	(888) 722-7375
Merchandise	(716) 855-4140
Sabres Hotline	(716) 855-4125

ON LINE
www.sabres.com

Cover photos by Bill Wippert.

SABRES CLUB DIRECTORY

BOARD OF PATMOS INC.
Chairman of the Board — John J. Rigas
Chief Executive Officer — Timothy J. Rigas
Director — Michael J. Rigas
Director — James P. Rigas

EXECUTIVE DEPARTMENT
Executive Vice President/Administration — Ron Bertovich
Executive Vice President/Finance & Business Development — Ed Hartman
Executive Vice President/Integrated Marketing — John Cimperman
Senior Vice President/ Sales — Kerry Atkinson
Senior Vice President/Legal & Business Affairs — Kevin Billet
Senior Vice President/Marketing — Christye Peterson
Vice President/Communications — Michael Gilbert
Vice President/Corporate Relations — Seymour H. Knox, IV
Vice President/Ticket Sales & Operations — John Sinclair
Senior Director/Planning — Chris Schoepflin
Special Consultant — Joe Crozier
Executive Assistant — Eleanore MacKenzie, Donna Webb-Smith

HOCKEY DEPARTMENT
General Manager — Darcy Regier
Assistant to the General Manager — Larry Carriere
Director of Player Personnel — Don Luce
Executive Assistant — Elaine Burzynski
On-Site Travel Coordinator — Kim Christiano
Director of Pro Scouting — Terry Martin
Director of Amateur Scouting — Jim Benning
Professional Scouts — Kevin Devine
Scouting Staff — Don Barrie, Bo Berglund, Iouri Khmylev, Paul Merritt, Rudy Migay, Darryl Plandowski, Mike Racicot, David Volek
Head Coach — Lindy Ruff
Associate Coach — Don Lever
Assistant Coach — Brian McCutcheon
Strength & Conditioning Coach — Doug McKenney
Assistant Strength Coach — Dennis Cole
Goaltender Coach — Jim Corsi
Administrative Assistant Coach — Jeff Holbrook
Head Trainer/Massage Therapist — Jim Pizzutelli
Head Equipment Manager — Rip Simonick
Assistant Equipment Manager — George Babcock
Equipment Assistant — Encil "Porky" Palmer

MEDICAL
Club Doctor — Les Bisson, M.D.
Doctors — Nicholas Aquino, M.D., William Hartrich, M.D.
Oral Surgeon — Steven Jenson, DDS
Club Dentist — Daniel Yustin, DDS, M.S.
Physical Therapist — Joe Aquino
Club Doctor Emeritus — John L. Butsch, M.D.

LEGAL
Associate Counsel — Richard Mugel

ADMINISTRATION
Human Resources Coordinator — Vanessa Roberts
Human Resources Assistant — Mary Jones
Management Information Systems Manager — Ken Bass
Distribution Manager — Gerry Magill
Receptionists — Olive Anticola, Melissa Eagan

BROADCAST PRODUCTION
Senior Director of Broadcast & Production Services — Joe Guarnieri
Broadcast Coordinator — Lisa Tzetzo
Editor/Technical Director — Eric Grossman
Producer — Lowell MacDonald
Director — Phil Mollica
Senior Commercial Producer/Editor — Joe Pinter
Feature Producer/Editor — Jeff Hill
Broadcast Team: — Rick Jeanneret (play-by-play), Jim Lorentz (color commentary), Danny Gare (reporter)

MERCHANDISE
Director of Merchandise — Mike Kaminska
Store Manager — Tammy Preteroti
Assistant Store Manager — Jeanne Rudyk
Merchandise Manager /Inventory Control — Glenn Barker
Merchandise Manager /Event Sales — Jeff Smith
Administrative Assistant — Brenda Samuel

COMMUNICATIONS
Director of Communications — Gregg Huller
Communications Coordinator-Buffalo Sabres — Kevin Wiles
Communications Coordinator-Bandits and Amateur Ath. — Garry Dunlap
Graduate Assistant- Communications — Scott Schranz
Team Photographer — Bill Wippert
Director of Alumni Relations — Larry Playfair
Corporate & Community Relations Liaison — Gilbert Perreault

EMPIRE SPORTS SALES
General Sales Manager — Dan Rozanski
National Sales Manager — Mark Kennedy
Radio General Sales Manager — Steve Cuccia
Account Managers — Joe Donahue, Mike Jones, Jill Szeczesk
Radio Account Managers — Lori Carrow, Kevin Lauck, Stan Roberts
Traffic and Billing Coordinator — Krista Argeros
Traffic and Billing Manager — Hector Nieves
Sales Support Account Executive — Debbie Taylor
Radio Sales Support Account Manager — Donna Bartram
Administrative Assistant/Empire Sports Sales — Angela Filipski

FINANCE
Controller — John Marsh
Accounting Manager - Buffalo Sabres — Christine Ivansitz
Accounting Manager – HSBC Arena — Todd Moser
Payroll Manager — Birgid Haensel
Senior Accountant — Frank Unger
Staff Accountant — Ryan Faulkner

INTEGRATED MARKETING
Integrated Marketing Coordinator — Rosanna Falzone
Manager of Internet Services — Joe Casio

MARKETING
Director of Advertising and Promotions — Robert Kopacz
Advertising & Promotions Coordinator — Len Synor, Mike Walker
Graphic Artist — Vicki Sitek
Game Presentation Coordinator — Lynn Christian
Game Presentation Coordinator — Tim Norman

COMMUNITY DEVELOPMENT
Director of Community Development — Peter Hassen
Community Development Manager — Deidre Daniels

CANADIAN SALES & MARKETING
Director of Canadian Sales & Marketing — Steve Katzman
Canadian Sales & Marketing Manager — Dorian Anderson
Canadian Sales Account Executives — Mike Sciarra, Warren Sheridan
Canadian Account Services Representative — Sarah Brooks

TICKET SALES & OPERATIONS
Ticket Sales Manager — Dan Carroll
Season & Group Account Executives — Mike Concialdi, Eve DeForest, Dave Forman, Jr., Grant Weber
Account Services Manager — Rose Thompson
Account Service Representatives — Roxanne Anderson, Andrea Keane, Gretchen Huzinec, Elaine Fredo
Box Office Manager — Michael Tout
Assistant Box Office Manager — Christopher Makowski
Ticket Administrators — Marty Maloney, Pete Riedy, Kim Binkley
Cash & Settlement Administrator — Jennifer Glowny
Database Manager — Marc Wittman

HSBC ARENA
Senior Director of Facilities Management — Stan Makowski
Director of Event Booking — Jennifer Stick
Director of Lacrosse & Amateur Athletics — Kurt Silcott
Director of Event Services — John Faso
Senior Event Manager — Matt Rabinowitz
Event Manager — Tim Krawczyk, Beth Guiliani Gatt
Administrative Assistant/Operations — Tina Daniels
Communications Engineer — Al Weissma
Communications Technician — Mike Queeno
Chief Engineer — Barry Becker
Assistant Chief Engineer — Brian Drabe
Engineers — Jack Blake, Patrick Needham
Maintenance Manager — Bill Gra
Maintenance Crew — Craig Berwaldt, Michael Destino, Chris Harszlak, James Walk
Utility Crew Manager — Bud Redding
Utility Crew — Rodney Bailey, Pete Cicero, William Dowling, Dennis Hooper, Darius Huggins, Kerry Kominiarek, Rick Laracuente, Charles Mims, Jason Sattelberg, Tim Williams
Housekeeping Manager — Brian Ha
Cleaning Crew — Terri Christian, Elijah Ingram, Ray Ingram, Serge Normand
Security Officers — Dave Bartels, Robert Berlinghoff, Brian Conover, Mary Forste, Scidio Hill,James McDuffie, Chris Onochie, Damion Walker
Director of Premium Sales — Nick Turan
Premium Sales Associate — Todd Langdo
Director of Suite Services — Natalie DeSilva
Coordinator of Suite Services — Michelle Mitch

GENERAL INFORMATION
Telephone/Executive Offices — (716) 855-410
Ticket Orders — U.S. (888) 223-600, Canada (888) 669-GOA
Merchandise — (716) 855-4140
Sabres Hotline — (716) 855-4125
Home Ice/Executive Offices — HSBC Are
Capacity for Hockey — 18,690
Dimensions of Rink — 200 feet by 85 fe
Location of Press Box — South side (South Park Avenu of building (above sections 318-32
Practice Site — Pepsi Center; Amherst, NY
Team Colors — Black, White, Red, Gray and Silver
TV Station — Empire Sports Networ
Radio Flagship Station — WNSA FM 107
AHL Affiliate — Rochester Americans
ECHL Affiliate — South Carolina Stingra

TABLE OF CONTENTS

BUFFALO SABRES 2001-2002 MEDIA GUIDE

BIOGRAPHIES & PERSONNEL

Benning, Jim 9
Bertovich, Ron 16
Carriere, Larry 8
Cole, Dennis 13
Communications Department 18
Corsi, Jim 14
Directory, Buffalo Sabres 2
Directory, Rochester Americans 240
Entry Draft Selections, 2001 87
Executive Department 17
Hockey Department 15
Holbrook, Jeff 14
In the System 85-86
Lever, Don 12
Luce, Don 8
Martin, Terry 9
McCutcheon, Brian 12
McKenney, Doug 13
Player Biographies 24-71, 74-84
Regier, Darcy 7
Rigas, James 6
Rigas, John 4-5
Rigas, Michael 6
Rigas, Timothy 5
Ruff, Lindy 10
Sabres Staff 19-22
Training Camp Roster, 2001-2002 72-73

ALL-TIME PLAYER INFORMATION

Awards & Honors 105-108
Draft Selections, All-Time 88-94
Goaltenders, All-Time Stats 100
Hall of Fame, Sabres & Hockey 104
Individual Scoring, All-Time 95-100
Retired Numbers 102-103
Transactions, Major All-Time 109-112
Uniform Numbers 101-102

2000-2001 SEASON

Game-by-Game Stats, Individual 120-124
Highs/Lows 126-127
Last Time 130
Miscellaneous Stats, 2001-02 162
NHL Leaders & Awards 117-118
NHL Standings 116
Regular Season Scores 131-132
Regular Season Stats, Individual 119
Sabres vs. Each Team 133-161
Scoring Breakdown, Individual 125
Scoring by Halves of Season, Individual 126
Transactions, 2001-02 128-129

RECORDS & STATS

1-0 Games 205
Attendance 193
Career & One-Season Leaders 209-213
Coaching Records 11
Empty Net Goals 205
Firsts, Sabres 113
Hat Tricks, Sabres & Opponents 197-201
Individual Records 215-217
Last 10 Games vs. Each Team Overall 168
Last 10 Games vs. Each Team Home 166
Last 10 Games vs. Each Team Away 167
Opponent Records 217-218
Overtime, Regular Season 195-196
Penalty Shots, Sabres and Opponents 206
Record, at All-Star Break 173
Record by Year, Sabres 170
Records, All-Time by Team 163-165
Records, All-Time Home & Away 171
Records, Day & Month 172
Season Openers 174
Shutouts, Sabres and Opponents 201-205
Special Teams Statistics, All-Time 194
Streaks, Team 169
Team Season Records 213
Team Game Records 214
Wins and Losses, Biggest 174
Year-by-Year Results & Stats 176-192
Yearly Leaders 207
Yearly Won-Loss Records, Goalies 208

PLAYOFFS

2001 Playoff Stats 222
2001 Playoff Scores 223
All-Time Playoff Results 226-231
Career Playoff Leaders 234-235
Game-by-Game Playoff Stats 2001 222
Goaltenders, All-Time Playoff Stats 221
Hat Tricks, Playoffs 233
Individual Playoff Records 237-238
Individual Scoring, Playoffs 220-221
Opponent Playoff Leaders 239
Overtime, Playoffs 232
Sabres vs. Philadelphia Playoffs 2001 224
Sabres vs. Pittsburg Playoffs 2001 225
Shutouts, Playoffs 233
Team Playoff Records 235-236

AMERICAN HOCKEY LEAGUE REVIEW

Rochester Americans Information 240-250

TEAM & NHL INFORMATION

2001-2002 Buffalo Sabres Schedule 264
Historic Look 259-261
How to Figure 255
Key Dates, 2001-2002 173
HSBC Arena 262
Media Information 252
Medical Glossary 256-258
NHL Staff Directory & Addresses 253
NHL Directory, by Teams 254
Radio-Television Information 251
Sabre Facts 114
Ticket Information 263
Uniform History 261

John J. Rigas

Chairman of the Board

John Rigas, born in 1924 in Wellsville, New York, is the founder and Chairman of Adelphia Communications Corporation. He is also the Chairman of Adelphia Business Solutions. Rigas assumed his current position as Chairman of the Board of Niagara Frontier Hockey Management Corporation on June 25, 1998 taking over from Northrup R. Knox.

After serving in the Armored Infantry Division of the United State Army during World War II (1943-1946), Mr. Rigas attended Rensselaer Polytechnical Institute, graduating in 1950 with a B.S. in Management Science.

A cable industry pioneer, John Rigas started his first cable system in 1952 in the north central Pennsylvania community of Coudersport. At that time, according to records of the cable industry museum, there were only 60 cable systems in operation across the nation. Together with his brother Gus, he owned, constructed and managed his second cable television system in his hometown of Wellsville, New York.

From these beginnings, the two brothers steadily acquired cable systems in communities throughout Western Pennsylvania and Western New York State. In 1972, they incorporated their holdings in Adelphia Communications Corporation. "Adelphia" is the Greek work for "brothers," signifying the Rigas brothers' Greek heritage and business partnership. Although Gus sold his interest in Adelphia in 1983, another generation of Rigas brothers is now involved in the Company, making the name "Adelphia" as appropriate as ever.

Still headquartered in Coudersport, Adelphia, through its subsidiaries and affiliates, today serves nearly 5.6 million subscribers in thirty-one states and Puerto Rico.

Mr. Rigas has served two separate terms on the Board of Directors of the National Cable Television Association, from approximately 1975 to 1981, and then from 1986 to the present. He is a member of the Board for C-Span, the Cable Advertising Board (CAB) and the Kaitz Foundation. A member of the Board of Directors of the Pennsylvania Cable Television Association for fifteen years, he served as President from 1969 through 1970. He is also a member of the NCTA Pioneers Club. He was inducted into the Hall of Fame of Broadcasting and Cable Magazine in November 1995.

Deeply committed to community needs, John Rigas has devoted much of his time to civic activities. He is a member of the Board of the Citizens Trust Company, a Coudersport bank, and a position he has held since 1968, acting as Chairman since 1982. He served as Chairman of the Board for thirteen of his thirty-year tenure as Directorship of the Charles Cole Memorial Hospital, in Coudersport, PA. He is currently serving as Treasurer of the Board and Chairman of the Finance and Physician Recruitment Committees. He is a past President of the Coudersport Chamber of Commerce. He is a former Trustee of Mansfield Univeristy in Mansfield, PA and of St. Bonaventure University in St. Bonaventure, NY (1984 to 1998). He has been a member of Coudersport Rotary Club for over forty years, serving as Club President in 1969-70. He holds memberships in the Coudersport Chapter of the American Legion; F&AM Lodge 230 Wellsville, NY; the Coudersport Consistory; and the Jaffa Temple of Altoona, PA.

John Rigas' affinity for the Western New York area was evident even before he and his family officially purchased the Sabres on July 26, 2000. The Rigas Family made a major committment to the area in June 2000 when they consummated a deal with local and state governments to build a regional operations center in downtown Buffalo. The Erie Canal Harbor Project is expected to bring thousands of new jobs to the Western New York area. As importantly, the deal helped solidify the Sabres future in Buffalo for years to come.

With all of the development committed to the downtown area, John Rigas was recognized by The Buffalo News in June, 2001 as Buffalo's Most Powerful and Effective Business Leader, according to the newspapers survey. The Rigases also committed to the on-ice product this past summer by agreeing on a new four-year affiliation agreement with the Rochester Americans. The new agreement with the Americans sees the Rigases make a substantial investment in the AHL franchise over the next four years.

Mr. Rigas resides in Coudersport, Pennsylvania, with his wife, Doris. They have four children, three of whom – Michael, Timothy, and James – are actively involved in the management of Adelphia. The fourth, Ellen, resides in New York City, where she is in the field of entertainment.

Timothy J. Rigas

Chief Executive Officer

Timothy Rigas enters his fourth full season as the Sabres' Chief Executive Officer. While serving in that capacity with the team, he maintains his role as Executive Vice President, Chief Financial Officer, Chief Accounting Officer, and Treasurer of Adelphia Cable Communications and its subsidiaries. He also owns the title of Vice Chairman and Chief Financial Officer of Adelphia Business Solutions, an Adelphia subsidiary that has become a leading competitive local exchange carrier. One cable industry observer has described Timothy as "a real visionary, as creative in financing as anybody in the cable business."

Timothy first joined the constituent entities that became Adelphia in 1979 after graduating from the University of Pennsylvania's Wharton School with a B.S. Degree in Economics. When he joined Adelphia, the company had a total of 45,000 subscribers and was generating $7 million per year. Today, Adelphia boasts annual revenues exceeding two billion dollars, and with 5.6 million cable subscribers, it has become the sixth-largest cable company in the United States.

The Rigas family's affinity for the Western New York area was evident even before they officially purchased the Sabres on July 26, 2000. They made a major committment to the area in June 2000 when they consummated a deal with local and state governments to build a regional operations center in downtown Buffalo. The Erie Canal Harbor Project is expected to bring thousands of new jobs to the Western New York area. As importantly, the deal helped solidify the Sabres future in Buffalo for years to come.

Timothy, John, Michael and James Rigas each own 25% of the controlling interest of the Buffalo Sabres.

In addition to his work with the Sabres and Adelphia, Timothy is also affiliated with the following organizations: the Pennsylvania Cable Association Legislative Implementations Committee, the Potter County Hospital Authority, the Coudersport Library Board, and the Coudersport Rotary Club.

Timothy, 45, is single and resides in Coudersport, PA.

Michael J. Rigas

Director

Michael Rigas is the Executive Vice President of Operations for Adelphia Cable Communications and serves on the Board of Directors of Niagara Frontier Hockey Management Corporation. In his role with Adelphia, he oversees all cable television system operations at the corporate level and monitors compliance with federal, state and local laws and regulations. Today, Adelphia boasts annual revenues exceeding two billion dollars, and with 5.6 million cable subscribers, it has become the sixth-largest cable company in the United States.

Michael graduated from Harvard Law School after earning an undergraduate degree (Magna Cum Laude) in history from Harvard. He worked for the Washington D.C.-based law firm of Webster, Chamberlain, and Bean for one year before joining Adelphia in 1981.

The Rigas family's affinity for the Western New York area was evident even before they officially purchased the Sabres on July 26, 2000. They made a major committment to the area in June 2000 when they consummated a deal with local and state governments to build a regional operations center in downtown Buffalo. The Erie Canal Harbor Project is expected to bring thousands of new jobs to the Western New York area. As importantly, the deal helped solidify the Sabres future in Buffalo for years to come.

Michael, John, Timothy and James Rigas each own 25% of the controlling interest of the Buffalo Sabres.

Like his father and his brothers, Michael works with a number of local and regional organizations, including: Cable Television Association (CATA), New York State Cable Television Association (where he served as a past Chairman), National Cable Center and Museum, St. Bonaventure University, and Charles Cole Memorial Hospital.

Michael resides in Coudersport, PA.

James P. Rigas

Director

James Rigas is the Executive Vice President of Strategic Planning at Adelphia Cable Communications, and sits on the Board of Directors of Niagara Frontier Hockey Management Corporation. In his role with Adelphia, James manages the engineering, marketing and customer service aspects of the company. He also plays a critical role in Adelphia's expansion into new lines of business. To that end, James is the Vice Chairman, CEO and President of Adelphia Business Solutions, an Adelphia subsidiary that has become a leading competitive local exchange carrier.

James, his father, and his brothers made a major committment to the area in June 2000 when they consummated a deal with local and state governments to build a regional operations center in downtown Buffalo. The Erie Canal Harbor Project is expected to bring thousands of new jobs to the Western New York area. As importantly, the deal helped solidify the Sabres future in Buffalo for years to come.

After graduating Magna Cum Laude from Harvard, James attended Stanford University, where he earned a juris doctor degree and a master's degree in economics in 1984. He joined Adelphia in 1986 after serving for two years as a consultant with Bain & Co., a management consulting firm.

James, Michael, John and Timothy Rigas each own 25% of the controlling interest of the Buffalo Sabres.

James, 43, and his wife, Dr. Mary Ann Rigas, a pediatrician, are the parents of four children: Christopher Paul, 7; John Michael, 6; Andrew James, 5; and David Timothy, 2. They reside in Coudersport, PA.

Darcy Regier

General Manager

Darcy Regier has calmly guided the Sabres franchise to some of the most successful seasons in the team's 31-year history by continually developing talent throughout the organization. With the Sabres headed into the playoffs last season, Regier added some offensive touch without losing a player off the team's roster with the acquisitions of Steve Heinze and Donald Audette at the trade deadline. Both Heinze and Audette were among the top scorers on their respective teams at the time of the trade. In the off-season, Regier added to the Sabres corps of solid, young players by acquiring a pair of 1999 first-round draft picks in Tim Connolly and Taylor Pyatt. He also added a veteran presence by trading for Vyacheslav Kozlov, who led Detroit in playoff goal scoring last season and is a two-time Stanley Cup champion.

The team's American Hockey League affiliate, the Rochester Americans, won their division and conference for the third straight season, while the Sabres achieved an amazing 11-win improvement over the previous season and have made the playoffs every year Regier has been at the helm.

Regier further solidified the Sabres organization by agreeing to a new four-year affiliation agreement with Rochester in July of 2001; maintaining a 22-year relationship which is the longest such partnership in hockey. The Americans continue to provide Buffalo with depth, while serving the dual purpose of developing young players. In his first NHL season, defenseman Dmitri Kalinin played a prominent role on the blue line for the Sabres. Forwards J.P. Dumont and Denis Hamel also had strong years in their inaugural seasons after developing with the Amerks. For the third time in team history, the Sabres captured the 2001 Jennings Trophy as the team that allowed the least goals against with 184. Rochester duplicated the parent clubs defensive success as goaltenders Mika Noronen (1997, 1st round) and Tom Askey were the recipients of the Harry "Hap" Holmes Award by allowing the least amount of goals in the AHL (192). Noronen was again selected as The Hockey News' Minor Pro Prospect of the Year for 2001; the only two time winner of the award, while teammate Brian Campbell was selected to the AHL Canadian All-Star team. Rochester achieved 104 points for the second consecutive season; this time under first-year head coach Randy Cunneyworth.

Prior to joining the Sabres, Regier served in roles with the Islanders as: Director of Hockey Administration, Assistant Coach, and Assistant General Manager. While on Long Island, he supervised the club's amateur development, and saw their International Hockey League affiliate win back-to-back championships (Denver Grizzlies in 1994-95 and then, after moving to Salt Lake City, the Utah Grizzlies in 1995-96). Legendary Islanders' coach Al Arbour, along with Bill Torrey, who served in roles as General Manager, President, Chairman of the Board, and Consultant with New York, were significant contributors to Regier's career as a hockey administrator. Regier left the Islanders organization briefly in the 1991-92 season to serve as an assistant coach with the Hartford Whalers.

Born in Swift Current, Saskatchewan, he was the fifth choice (77th overall) of the California Golden Seals in the 1976 Amateur Draft. He appeared in 26 NHL games over the course of three seasons with the Cleveland Barons and the New York Islanders, totaling two assists and 35 PIM. Regier played parts of eight seasons of professional hockey and was a member of three championship teams. In 1982, he was named a First Team All-Star with Indianapolis (IHL), where he learned from one of the people he considers an influence on his hockey life, current Detroit Red Wings Senior Vice President Jim Devellano, then the team's GM.

During his playing career, Regier was involved in the early setup of the Professional Hockey Players' Association.

Darcy and his wife, Katherine, reside in Clarence with their three sons: Jonathan (20), Justin (16), and Jarrett (8).

Larry Carriere

Assistant to the General Manager

Larry Carriere, "The Hawk", returns for his ninth season in the Sabres front office, his seventh in the position of Assistant to the General Manager. Larry works in a variety of roles, but his primary responsibilities are overseeing minor league operations and contracts, as well as professional player development. He is also the Sabres representative on the American Hockey League Board of Governors.

Carriere continued his role in helping develop Sabres players assigned to the team's minor league affiliates: the American Hockey League's Rochester Americans, and the South Carolina Stingrays of the East Coast Hockey League. The Amerks, under first-year head coach Randy Cunneyworth, achieved 104 points for the second consecutive season and won their division for the third straight season. Rochester duplicated the Sabres defensive success as goaltenders Mika Noronen (1997, 1st round) and Tom Askey were recipients of the 2001 Harry "Hap" Holmes Award in recognition of the goaltenders that allow the least amount of goals in the AHL (192). Noronen was again selected as The Hockey News' Minor Pro Prospect of the Year for 2001; the only two-time winner of the award and third straight year a Sabres prospect has been honored (Martin Biron, 1999). The Amerks defense unit was also honored as teammates Brian Campbell and Mike Hurlbut were selected as AHL All-Stars. Noronen began the 2000-01 season in Buffalo and due to injury, saw his first NHL career action in the first two games of the 2000-01 season; winning both games. The promotion of Dmitri Kalinin, J.P. Dumont, and Denis Hamel to the NHL was a tribute to their hard work and development with the Amerks. Kalinin became a steady performer on the Sabres blue line, while Dumont finished fourth in team scoring with career-highs in goals (23), assists (28) and points (51). Hamel was finding his own offensive touch before a knee injury ended his rookie campaign at mid-season.

Prior to being named to his current position, Larry was the team's Director of Player Evaluation after serving as a scout for the Sabres in the Quebec region for eight years. He is also fluent in French.

The team's second-round draft choice in 1972, Carriere played 206 games over two stints with the Sabres during his seven-year NHL career. Carriere's playing days with Buffalo ranged from the 1972-73 season through and including the 1974-75 campaign and the Sabres' appearance in the Stanley Cup Finals. Carriere was dealt to the Atlanta Flames before the start of the 1975-76 season and would go on to also play with Vancouver and Los Angeles before returning to Buffalo during the 1977-78 season. He appeared in 416 NHL games, recording 17 goals, 83 assists, 100 points, and 512 penalty minutes.

Carriere graduated from Loyola College in Montreal with a Bachelor of Commerce degree, with a major in Business Administration. He has also studied management at the University of Michigan. Larry and his wife, Suzanne, live in Williamsville, New York and have two grown children: Nicholas and Stephanie.

Don Luce

Director of Player Personnel

Don Luce enters his 15th season as the Buffalo Sabres Director of Player Personnel, where he oversees the team's 11-person scouting staff. Together they scout the NHL, AHL and ECHL, as well as the Canadian junior leagues, American high schools and colleges, and European leagues.

The work of Don and his staff continues to find outstanding young prospects all over the world. This past season The Hockey News named Rochester goaltender Mika Noronen (1997, 1st round) as its Minor Pro Prospect of the Year for the second consecutive season. Remarkably, it was the third straight season that a Sabres prospect has received that honor. Goaltender Martin Biron (1995, 1st round) was the Minor Pro Prospect of the Year for 1999. However, Noronen was not the only Buffalo goaltender prospect that attained a lofty status in their respective league.

Ryan Miller, whom Luce and his staff drafted in the fifth-round in 1999, rewrote the college hockey record books while at Michigan State University. He became only the second goaltender to win the Hobey Baker Award, given annually to college hockey's top player and set the NCAA career shutout record with 18. In his first two seasons with the Spartans, Miller has a record of 47-10-7 (1.40 GAA, .944 save %).

Don first joined the Sabres' front office staff in 1984 when he worked for a year on special assignments and as an assistant coach. He spent the 1985-86 season as an American scout, before taking on his current role in 1987. One of his major accomplishments was his instrumental role in bringing Alexander Mogilny to America in 1989.

A member of the Buffalo Sabres Hall of Fame, Luce originally became a Sabre as part of a trade with Detroit for Joe Daley in 1971. He spent almost 10 full seasons of his NHL career with Buffalo and ranked with Craig Ramsay as two of the league's best penalty-killers throughout the 1970's.

In 1974-75, Don enjoyed arguably his finest season helping the Sabres to the Stanley Cup Finals and establishing two team records which still stand to this day: eight short-handed goals in one season and an incredible +61 plus/minus ranking. He capped the year by being named the winner of the Bill Masterton Memorial Trophy which is given to the NHL player who best exemplifies the qualities of perseverance, sportsmanship, and dedication to hockey.

After a trade to Los Angeles in 1981, Luce went on to play one more season with Toronto before retiring. He appeared in a total of 894 NHL games, registering 225 goals, 329 assists, 554 points, and 364 PIM. Don still ranks in the top 10 with Buffalo in eight career leaders categories.

As a result of his many accomplishments on and off the ice, Don was honored with induction into the Greater Buffalo Sports Hall of Fame in September 1997. He and his wife Diane have four grown children: three daughters Kim, Kelly, and Kristin, and son Scott, and his wife Ann, who boast their own sons Harrison and Griffin.

Terry Martin

Director of Pro Scouting

Terry Martin is entering his 13th season with the Sabres, third as the team's Director of Professional Scouting. In his role with the team, Martin is instrumental in the evaluation of all talent in the NHL, AHL and European Hockey Leagues.

After a successful NHL career, Martin was the head coach of the OHL's Toronto Marlboros from 1987-1989. He then returned to the Sabres organization and served as an assistant coach with the Rochester Americans from 1989-90 to 1994-95. During his time with the Amerks, Martin was a part of three Calder Cup Finals teams and from 1990-92 served as an assistant under current Sabres Associate Coach Don Lever, spending the other four seasons with Amerks all-time coaching wins leader John Van Boxmeer. After a season as an assistant coach with the Sabres during the 1995-96 season, he served as a Pro Scout for the team from 1996-97 to 1998-99 before being named to his current position prior to the start of the 1999-2000 season.

Born in Barrie, Ontario, Martin was originally drafted by the Sabres in the third round (44th overall) of the 1975 NHL Entry Draft. He appeared in 148 games with Buffalo from 1975-76 to 1978-79 scoring 20 goals and 22 assists. He was selected by the Quebec Nordiques in the 1979 NHL Expansion Draft only to be dealt to Toronto, where he enjoyed great success scoring 83 goals and 76 assists in 317 games and twice was the team nominee for the Bill Masterton Memorial Trophy. Martin later played for the Edmonton Oilers and the Minnesota North Stars before moving behind the bench in 1987. In all, he played ten seasons in the NHL appearing 479 games, scoring 104 goals and 101assists for 205 points. In 1999, he was elected the Barrie Sports Hall of Fame, where he joined NHL players Shayne Corson and Mike Gartner as well as former NHL Referee Ron Hogarth as members.

Terry and his wife Nancy reside in Amherst, NY and have a daughter, Tracy.

Jim Benning

Director of Amateur Scouting

The 2001-02 season marks Jim Benning's eighth season with the Buffalo Sabres, the fourth in his current role as Director of Amateur Scouting. In his role with the team, Benning oversees all scouting of amateur hockey in North America and Europe.

Benning first joined the Sabres in 1994-95 as an amateur scout under then Director of Amateur Scouting Jack Bowman and was promoted to his current position in 1998. He is responsible for scouting players in the WHL, OHL, QMJHL, NCAA and American high schools as well as amateur hockey leagues throughout Europe. He is also responsible for scheduling the Sabres amateur scouts and insuring that all amateur hockey players are scouted thoroughly.

After an NHL career that spanned nine seasons with the Toronto Maple Leafs and Vancouver Canucks, Benning spent one season playing professional hockey in Italy. Upon returning to North America after retiring in 1992 he attended college for one year before being hired as an amateur scout for the Anaheim Mighty Ducks in 1993-94.

A first-round draft choice (6th overall) of the Toronto Maple Leafs in the 1981 NHL Entry Draft, Benning played for the Leafs until 1986 when he was traded to the Vancouver Canucks where he played three more seasons. In 605 career NHL games, he scored 52 goals and 191 assists for 143 points.

Jim resides in Portland, Oregon with his wife Rhonda and their three children Brandon (14), Danica (11) and Nicholas (5).

Lindy Ruff

Head Coach



Lindy Ruff enters his fifth season behind the Sabres bench ranked second on the team's all-time coaching win list with 154 (Scotty Bowman - 210). Ruff's career .546 winning percentage ranks eighth among active coaches with over 300 games coached in the NHL. The team finished second in the Northeast division and fifth in the Eastern Conference last season on the strength of an amazing 11-win improvement over the previous year. For the fourth straight season he led the Sabres to the playoffs and came within moments of reaching the Eastern Conference Final for the third time in four years. Over his four seasons, his teams' have won 32 playoff games; the winningest postseasons in franchise history. With four NHL seasons under Ruff's belt, only four active coaches have a longer tenure in the NHL with one team (Det-Bowman, Car-Maurice, Dal-Hitchcock, Ott-Martin). Ruff steadied his team throughout last season and focused his players on team defense. This emphasis led the Sabres netminders to capture the 2001 Jennings Trophy by allowing the least amount of goals in the NHL. The team improved their play on the road and achieved a six-win increase over the previous season as well. Also, the Sabres finished first overall in penalty killing in the NHL with 88%. After making the playoffs in the last game of the 1999-00 season, Ruff propelled his team to finish strong in the 2001 by recording 21 wins after the All-Star break; only Stanley Cup finalist New Jersey duplicated this feat.

It is no coincidence that over the last four seasons the Buffalo Sabres have appeared in the second most playoff games in the Eastern Conference. Ruff has a .593 playoff winning percentage, which ranks him seventh all-time among coaches with at least 50 playoff games coached in the NHL. He is the Sabres all-time leader in playoff games coached (54), and wins (32), surpassing the legendary Scotty Bowman's mark of 18 wins (set over five seasons). In 1999, only his second season as a head coach in the NHL, Ruff led the Sabres to their first Stanley Cup Finals in 24 years, and established himself as one of the top young coaches in the league. He was rewarded for his efforts when he signed a multi-year contract extension on September 15, 1999. Lindy also achieved a new club record in 1999 for the most wins in one playoff year with 14. In the process, Ruff became only the third head coach under the present Stanley Cup Playoff format to lead his team to the Conference Finals in each of his first two seasons. He also earned the honor of coaching the World Team in the All-Star Game in Tampa Bay in January, 1999, by having the best record at mid-season in the Eastern Conference. Ruff joined Bowman and Floyd Smith as the only Buffalo coaches to be named head coach of an All-Star Team while with the Sabres.

Hired as the 15th head coach in team history on July 21, 1997, Ruff achieved playoff successes his first year that none of his Sabres predecessors had ever experienced. The 1997-98 squad set a team record with an eight-game postseason winning streak, and tied the old club mark with ten wins in a playoff year. The conference finals appearance was the team's first since 1980, which ironically was Ruff's rookie year with Buffalo.

Ruff joined the Sabres as a second-round (32nd overall) draft pick in 1979 following a distinguished career as a defenseman with Lethbridge (WHL). He made the team at his first training camp and went on to play 63 games for the Sabres during the 1979-80 season, a season which culminated in Ruff being named the team's rookie-of-the-year. Twenty-two years later, Ruff still ranks sixth on the Sabres' all-time regular season list in penalty minutes (1,126) and is tied for eleventh in games played (608). In 691 career NHL games, Lindy totaled 105 goals, 195 assists, 300 points, and 1,264 penalty minutes.

In his third season with Buffalo, Ruff was converted to left wing after having played defense throughout his junior career and his first two seasons as a pro. In November 1986, he received perhaps his greatest individual honor as a Sabre when he was named to replace Gil Perreault as team captain after the legend's retirement. Lindy continued to display leadership qualities as a player when he returned to defense in January 1987.

Ruff ended his professional playing career after a stint as a player/assistant coach with the San Diego Gulls of the IHL in the 1992-93 season. When expansion hit the NHL again for the 1993-94 season, Head Coach Roger Neilson (who coached Lindy in Buffalo and with the Rangers) tabbed Ruff as one of his assistants for the new Florida Panthers club. As the primary coach of the penalty-killing unit and defensemen, Ruff received accolades for his work with those groups. The over-achieving, hard-working Panthers went all the way to the Stanley Cup Finals in 1996, just their third season in existence.

Lindy, 41, and his wife Gaye reside in Clarence with their four children: Brett (12), Eryn (10), and twins Brian and Madeleine (7).

HEAD COACHING RECORD

Season	Team	League	Regular Season W	L	T	PTS	PCT	Playoffs W	L	PCT
1997-98	Buffalo	NHL	36	29	17	89	.543	10	5	.667
1998-99	Buffalo	NHL	37	28	17	91	.555	14	7	.667
1999-00	Buffalo	NHL	35	36	11	85	.494	1	4	.200
2000-01	Buffalo	NHL	46	31	5	98	.591	7	6	.538
Career			**154**	**124**	**50**	**363**	**.546**	**32**	**22**	**.593**

ALL-TIME COACHING RECORDS OF THE SABRES

Coach	Games	Won	Lost	Tied	Pct.
Floyd Smith - 5/74 to 5/77	241	143	62	36	.668
Roger Neilson - 10/80 to 5/81	80	39	20	21	.618
Marcel Pronovost - 10/77 to 12/78	104	52	29	23	.611
Scott Bowman - 6/79 to 5/80, 10/81 to 12/81, 3/82 to 5/85, 1/86 to 11/86	404	210	134	60	.594
Billy Inglis - 12/78 to 6/79	56	28	18	10	.589
Jim Roberts - 12/81 to 3/82	45	21	16	8	.555
Rick Dudley - 10/89 to 12/91	188	85	72	31	.535
Lindy Ruff - 7/97 to 4/01	328	154	124	50	.546
John Muckler - 12/91 to 6/95	268	125	109	34	.530
Ted Sator - 12/86 to 4/89	207	96	89	22	.517
Ted Nolan - 7/95 to 5/97	164	73	72	19	.503
Jim Schoenfeld - 6/85 to 1/86	43	19	19	5	.500
Joe Crozier - 1/72 to 5/74	192	77	80	35	.492
Punch Imlach - 10/70 to 1/72	119	32	62	25	.378
Craig Ramsay - 11/86 to 12/86	21	4	15	2	.238

ALL-TIME COACHING RECORDS OF THE SABRES IN PLAYOFFS

Coach	Games	Won	Lost	Pct.
Lindy Ruff - 1998, 1999, 2000, 2001	54	32	22	.593
Scott Bowman - 1980, 1982, 1983, 1984, 1985	36	18	18	.500
Floyd Smith - 1975, 1976, 1977	32	16	16	.500
Roger Neilson - 1981	8	4	4	.500
Ted Nolan - 1997	12	5	7	.417
John Muckler - 1992, 1993, 1994, 1995	27	11	16	.407
Marcel Pronovost - 1978	8	3	5	.375
Rick Dudley - 1990, 1991	12	4	8	.333
Joe Crozier - 1973	6	2	4	.333
Billy Inglis - 1979	3	1	2	.333
Ted Sator - 1988, 1989	11	3	8	.273

SABRES FACT

The following people have served as assistant coaches for the Sabres:

Red Berenson - 1982-83 to 1983-84
Joe Crozier - 1984-85
Don Lever - 1987-88 to 1989-90, 1992-93 to present
Terry Martin - 1995-96
Brian McCutcheon 2000-01 to present
Roger Neilson - 1979-80
Nick Polano - 1981-82
Craig Ramsay - 1984-85 to 1986-87
Mike Ramsey - 1997-98 to 1999-00
Jim Roberts - 1979-80 to 1983-84
Barry Smith - 1985-86 to 1988-89
Ron Smith - 1980-81
Paul Theriault - 1996-97
John Tortorella - 1989-90 to 1994-95
John Van Boxmeer - 1990-91 to 1991-92

Don Lever

Associate Coach

Don Lever is back for his 12th season on the Sabres coaching staff, his fifth straight year as the team's Associate Coach. Don's 11 seasons behind the Buffalo bench represent the second most among current NHL assistant coaches with a single team. Only Doug Jarvis of the Dallas Stars, who has spent the last 13 years with that club, has been with one team longer.

Known as a defensive specialist during his playing days, Lever helped the Sabres last season reduce their goals against by 20 goals and earn the 2001 Jennings Trophy for the least allowed in the NHL. The team also achieved the number one ranked in penalty kill at 88% after ranking in the middle of the pack the previous season. They also showed marked improvement on the power-play, which operated at nearly 20 percent during the team's playoff run.

Before reuniting on the Buffalo coaching staff, Don and Lindy Ruff were teammates on the Sabres for two seasons: 1985-86 and 1986-87. In fact, Ruff's first coaching experience came while serving as a player/assistant under Lever with the Amerks in 1991-92. Ruff represents the fifth head coach Lever has worked with as a Sabres' assistant coach, having also served with Ted Sator, Rick Dudley, John Muckler, and Ted Nolan.

Lever, 49, began his coaching career as a Sabres assistant in the 1987-88 season. He then served as the head coach of the Rochester Americans from 1990-1992, before returning to Buffalo as an assistant for the 1992-93 season. In 1990-91, Lever's first season as coach of the Amerks, he earned AHL Coach of the Year honors after Rochester went to the Calder Cup finals following a league-best 45-26-9 regular season. Lever also played for Rochester in 1985-86 and 1986-87, winning the Calder Cup in the role of player-coach in his final pro season.

Don played his junior hockey in nearby Niagara Falls, Ontario. After scoring 126 points in 63 games for the OHL's Flyers, he was the first draft choice (and third pick overall) of the Vancouver Canucks in 1972. Don was traded to Atlanta in February 1980 after eight seasons with the Canucks, and moved with the Flames to Calgary that summer. He was dealt to Colorado in 1981, and again was a part of a franchise shift as the Rockies became the New Jersey Devils in 1982. The Sabres acquired his rights from the Devils on September 9, 1985, and he spent two seasons as a player in Buffalo's organization. In 1,020 NHL games, he accumulated 313 goals, 367 assists, 680 points, and 593 PIM.

Don and his wife Karen live in Amherst with their three children: Michael (20), Sarah (18) and Caitlin (16).

Brian McCutcheon

Assistant Coach

Brian McCutcheon is entering his second season as the Sabres assistant coach after three successful years coaching the AHL affiliate Rochester Americans. After taking the Amerks to the Calder Cup Finals in the two seasons prior, he was tabbed to help develop the Sabres younger talent whom he had coached at the AHL level.

McCutcheon saw some familiar faces in his first year in the NHL as the Sabres also promoted Dmitri Kalinin, Denis Hamel, and J.P. Dumont to the parent club. McCutcheon helped them perform in their first season with Buffalo as they did for him in Rochester. Kalinin became a steady performer on the Sabres blue line, while Dumont finished fourth in team scoring with career-highs in goals (23), assists (28) and points (51). Hamel was finding his own offensive touch before a knee injury ended his rookie campaign at mid-season.

McCutcheon ended his Rochester tenure with a record of 128-82-9 and saw his Amerk teams into the playoffs in each of his three seasons behind the bench. Along the way, he helped develop several current Sabres including: Martin Biron, Erik Rasmussen, and Vaclav Varada. Under his guidance, the Amerks won two straight Western Conference titles and set franchise records for most points (111) and wins (52) in a season.

Prior to joining the Amerks, McCutcheon served as the Head Coach and Director of Player Personnel for the Columbus Chill of the East Coast Hockey League. In his only season with the Chill, he led them to a 44-21-5 mark setting a franchise record for most wins and points in a season while winning the North Division title. McCutcheon was rewarded for his efforts with the ECHL Coach of the Year award.

That performance was made more impressive by the fact that it was only his second season working with professionals, and just his first as a head coach. In 1995-96, he served as an assistant to former Amerks Head Coach John Van Boxmeer with the Los Angeles Ice Dogs of the International Hockey League.

Before moving into pro hockey, Brian enjoyed a highly successful career as a college coach. McCutcheon was the head coach from 1987-95 at Division I Cornell University compiling a 108-105-24 record over eight seasons. The tenure was a homecoming for McCutcheon who graduated from Cornell in 1971 after a playing career which included an NCAA Championship in 1970. He was inducted into the Cornell University Sports Hall of Fame in 1986.

McCutcheon had previously coached at Elmira College (located in Central New York) for seven seasons, the last six as head coach. He owns a 103-60-1 lifetime record at the school, including a 1986 New York State Coach of the Year award, the same year his Elmira team reached the #1 ranking among Division III schools.

He appeared in 37 games over parts of three seasons with the Detroit Red Wings, recording three goals, one assist, four points, and seven PIM.

A native of Toronto, Brian and his wife Susan have two children, Kelly (22) and Mark (17).

Doug McKenney

Strength & Conditioning Coach

Doug McKenney returns for his seventh season on the Sabres' coaching staff. His duties with the team include working on strength and conditioning programs with the NHL club, the AHL affiliate Rochester Americans, Sabres draft choices, as well as in conjunction with Buffalo's Director of Player Personnel Don Luce on potential draftees. He also works with physical therapists and team doctors on the rehabilitation of all injured players.

McKenney, 42, was named the team's first-ever Strength and Conditioning Coach in July 1995 and has been steadily improving the team's performance levels ever since. The 2000-01 Sabres finished the regular season tied for third least in the NHL with 110 man-games lost to injury, a figure augmented by Denis Hamel's long-term knee injury, which caused him to miss the final 33 games of the season. The team's durability over the last four years has been a tribute to McKenney's programs with the team consistently finishing near the top in the least amount of man-games lost category (1997-98 rank: 1st, 1998-99 rank: 2nd, 1999-00 rank: 4th, 2000-01 rank: 3rd).

McKenney places a special emphasis on teaching players nutrition to maintain conditioning throughout the season and make strength gains in the offseason. He has developed recommended menus for local restaurants and chains, which players can consult to help make smart food choices. McKenney also utilizes computer software to analyze each player's food intake and make suggestions on how they can improve their diets. Before the players leave for the offseason, Doug, in conjunction with the hockey department, devises a conditioning manual and video tailored to each player's individual needs. For those players who remain in Buffalo, McKenney supervises their off-season conditioning and skating programs.

For the sixth straight summer, McKenney and Luce ran a mini-camp for the team's top prospects. This unique program consists of physical workouts as well as seminars in nutrition, understanding the media, drug and alcohol awareness, and other lifestyle instruction. Many of the organization's top prospects participated in the three-week program this past year.

McKenney joined the Sabres in June 1995 after serving as the Hartford Whalers strength and conditioning coach for six years. He served in the same capacity for the Pittsburgh Penguins the four years prior.

A 1981 graduate of Springfield College, McKenney taught two years of physical education at Dover High School in New Hampshire and served on the coaching staff of the school's football team. He subsequently obtained his master's degree in exercise physiology at Mississippi State University.

Doug and his wife Suzanne reside in Hamburg, New York with their two children, sons Matthew (14) and Neil (12).

Dennis Cole

Assistant Strength and Conditioning Coach

Dennis Cole is entering his fourth season with the Sabre as the Assistant Strength and Conditioning Coach. Dennis had previously interned with the team while an undergraduate at Canisius College. Dennis is certified as a Health and Fitness Instructor by the American College of Sports Medicine, as well as a Certified Strength and Conditioning Specialist by the National Strength and Conditioning Association.

As Assistant Strength and Conditioning Coach to Doug McKenney, Coles's main responsibilities during the season entail working with the Sabres AHL affiliate, the Rochester Americans. With the Amerks, Dennis organizes the team's off-ice conditioning, weight training, and nutrition analysis. In the offseason, he assists McKenney with the organizations summer conditioning camp for rookies and prospects held in Buffalo.

Dennis, a native of Clarence, NY, received his undergraduate and Masters degrees from Canisius College in Non-Teaching Physical Education with Concentration in Physical Science. He and his wife, Carrie, reside in Clarence, NY.

Jeff Holbrook

Administrative Assistant Coach

This season marks Jeff's 10th season with the Sabres, and fourth in his current role of Administrative Assistant Coach. He joined the team in 1992 as the club's Media Relations Assistant and has consistently worked his way up the ranks as he held the positions of Director of Public Relations and Director of Team Operations before moving into his current position. Before joining the Sabres, Holbrook was with the Rochester Americans for five seasons.

As the teams' Administrative Assistant Coach, Jeff is responsible for all the video editing and analization of games, as well as prescouting each opponent. He is also involved in various other hockey department issues, including organizing travel schedules and statisical analysis. Jeff received his Bachelors Degree in Communications in 1988 from St. John Fisher College and was named Who's Who Among College Students. His outstanding collegiate career was highlighted by being selected a three-time football All-American at wide receiver and named 1986 Offensive Player of the Year by the National Collegiate Football Association. Holbrook was inducted into the St. John Fisher College Athletic Hall of Fame in 1996. He is currently pursuing his master's degree at the University at Buffalo.

Jeff and his wife Michele, reside in Williamsville, New York, with their daughter Findlay (2).

Jim Corsi

Goaltending Coach



Jim Corsi enters his fourth year as the Sabres goaltending coach. His duties with the team involve working with the Sabres NHL netminders as well as the team's prospects throughout the minor leagues. The products of Corsi's teachings have been seen in the development of Martin Biron and Mika Noronen. Noronen was named Minor Pro Prospect of the Year by The Hockey News for the second consecutive year; the only player to ever achieve that honor (Biron won the award in 1999). Jim also worked with Dominik Hasek, who won his sixth Vezina Trophy and the 2001 Jennings Trophy for the fewest goals allowed in the NHL. With Hasek, Biron and Noronen all winning games for the Sabres in 2000-01, Buffalo finished the season with the lowest team goals against average in the league.

Jim brings with him over 20 years of experience as a player, coach, manager and hockey analyst. Previously, he held the position of Goaltending Coach with the Canadian Women's Team (1997-98), Ottawa University (CIAU) (1997-98), Schwenningen HC (Ger/DEL) (1997-98), St. Michael's Majors (OHL) (1994-97), McGill University (CIAU) (1992) and Concordia University (CIAU) (1992-present). Corsi is a member of the Concordia University Athletic Hall of Fame in hockey and soccer.

As a professional player, Jim played with the Edmonton Oilers and the Minnesota North Stars, as well as the Quebec Nordiques of the WHA before going overseas to play international hockey in Europe, Russia, and China from 1980-92. During that time, he was a member of the Italian National Team at the 1984 Winter Olympic Games, as well as representing Italy several times in the World Ice Hockey Championships.

Jim is fluent in English, French, Italian and German. He and his wife Cathy reside in Ile Bizard, Quebec with their two sons Stephen (19) and Danny (16).

David Volek
Director of European Amateur Scouting

Kevin Devine
Professional Scout

Bo Berglund
Sweden/Finland Amateur Scout

Don Barrie
Ontario Amateur Scout



Paul Merritt
New England Amateur Scout

Mike Racicot
Quebec/Maritimes Amateur Scout

Rudy Migay
College/Junior Amateur Scout

Darryl Plandowski
Western Amateur Scout

Iouri Khmylev
Amateur Scout

TRAINERS/EQUIPMENT

Jim Pizzutelli
Head Trainer/Massage Therapist

Rip Simonick
Head Equipment Manager

George Babcock
Assistant Equipment Manager

MEDICAL STAFF

Dr. Les Bisson
Club Doctor

Dr. William Hartrich
Doctor

Dr. Nicholas Aquino
Doctor

Dr. John Butsch
Club Doctor Emeritus

Dr. Steve Jenson
Oral Surgeon

Dr. Daniel Yustin
Dentist

Joe Aquino
Physical Therapist

Ron Bertovich

Executive Vice President/Administration

Ron Bertovich enters his fourth full season as Executive Vice President/Administration of the Buffalo Sabres and HSBC Arena. With the Sabres, Bertovich oversees most non-hockey operations, including marketing, sales, broadcasting, arena athletics, operations and ticket sales. Ron also serves as the governor of the National Lacrosse League's Buffalo Bandits, and is a member of the NLL's executive committee.

Bertovich also holds the title of Executive Vice President of the Empire Sports Network, the television home of the Sabres. He was hired by the regional sports network in 1994, and was instrumental in its rapid growth, specifically in the area of live sports programming. Besides the 80-plus Buffalo Sabres regular season and playoff games, Empire's program line-up boasts live coverage of several professional sports from throughout New York state – including teams from the American Hockey League, Triple-A baseball, the National Professional Soccer League, and the National Lacrosse League.

While at Empire, Ron also oversaw the introduction of FAN TV and the Empire Sports Report – interview and highlight shows which focus on regional sports stories and produce four and one-half hours of live programming each day. On the affiliate side, the network subscriber base has grown to its current total of 1.2 million subscribers throughout New York state. The staff kept pace with the network's growth, increasing from less than 20 full-time employees to its current level of 80.

Prior to joining the network, Ron served as the Commissioner of the Atlantic 10 Conference from 1986-1994. He played a major role in creating a comprehensive conference television package that greatly increased exposure for the league's men's and women's basketball teams. Upon his departure, the conference was conducting championships and recognizing scholar-athletes in 18 sports. Ron was able to draw on his experiences in collegiate athletics when HSBC Arena landed the 2003 NCAA Hockey Frozen Four Tournament and the first and second rounds of the 2004 NCAA Men's Basketball Championships.

Ron graduated from St. Francis (PA) University in 1976 with a degree in Business Management. He has also earned a master's degree in Industrial Relations from St. Francis, and a master's degree in Athletic Administration from Ohio State University. Ron currently sits on the board of the Greater Buffalo Sports Hall of Fame, and he helped pave the way for the move of that association's Hall of Fame site into a more prominent location in the pavilion of HSBC Arena. Ron also serves on the board of the Buffalo Convention and Visitors Bureau, the Niagara University Athletics Board of Advisors, and the National Conference for Community and Justice (NCCJ).

A native of Bentleyville, Pennsylvania, Ron and his wife Cheryl reside in Getzville, New York with daughters: Meghan Lynn (15) and Kimberly Lynn (13).

John Cimperman

Executive Vice President/ Integrated Marketing - Buffalo Sabres
Region Vice President/Sales and Marketing - Adelphia

John Cimperman was appointed to a dual role as Executive Vice President/ Integrated Marketing - Buffalo Sabres and Region Vice President/Sales and Marketing - Adelphia in January, 1999. In the position, Cimperman is responsible for the marketing integration of all of Adelphia's properties in the Great Lakes region. These properties include Adelphia Communications, Adelphia Business Solutions, the Buffalo Sabres, Empire Sports Network and Adelphia Media Services.

Since joining the organization, John has been the driving force behind many innovative cross-marketing initiatives among the Adelphia properties. The Adelphia Awards customer loyalty program, for example, is the first of its kind to integrate a media company with a sports team. John also led the development of the award-winning Adelphia commercials that featured Sabres' players, as well as the introduction of Adelphia retail stores in the region.

Cimperman moved into his role with Adelphia and the Sabres after serving as Vice President/Marketing & Communications with the Los Angeles Kings. With the Kings, Cimperman oversaw various aspects of the organization, including media and community relations, broadcasting, promotions, ticket sales, merchandising and game night entertainment. He also led the design of the Kings' new logos and uniforms, and was instrumental in the negotiation of the $100 million naming rights deal of the STAPLES Center.

Cimperman arrived in the National Hockey League after a four-year stint in the National Basketball Association. He was Vice President/Marketing for the Philadelphia 76ers from 1995-96, and served as Director of Marketing for the Cleveland Cavaliers from 1993-95. Prior to joining the professional sports ranks, John managed the advertising accounts for Stouffer Hotels, British Petroleum, and Sherwin-Williams as an account supervisor at WYSE Advertising in Cleveland.

A native of Cleveland, Cimperman earned his undergraduate degree at Kent State and received his masters in communications from Cleveland State. John resides in East Aurora, NY, with his wife, Cathy and two children, Jacob and Hanna.

Ed Hartman

Executive Vice President/Finance & Business Development

Ed Hartman was named Executive Vice President/Finance & Business Development for the Buffalo Sabres and HSBC Arena on November 19, 1998. In his position with the Sabres, Hartman oversees the finance and accounting departments, arena event bookings as well as spearheading Adelphia Communications' efforts in the development of Buffalo's Inner Harbor.

Hartman's work on behalf of the Erie Canal Harbor Project was rewarded on June 24, 2000 when state and local officials announced an agreement had been reached with Adelphia on an incentive package to help fund the project. The proposed high-rise development is expected to bring 2,000 new jobs to Western New York and is looked to be the catalyst for Buffalo's redevelopment of the downtown area. Hartman's dedication to this project and the Western New York area was recognized in August of 2001, with his election to the board of the Buffalo Niagara Partnership. The partnership is the region's largest business group and, with a board of 70 corporate leaders, look to improving the region's business environment and act as an economic development agency.

Prior to joining Adelphia in 1992, Hartman, who is a CPA, served in accounting and consulting positions with Price Waterhouse in Pittsburgh. Hartman spent four seasons in the Pittsburgh Pirates (MLB) organization after being selected in the 1986 amateur draft. Hartman received his BS degree in Accounting from Indiana University of Pennsylvania.

A native of Pittsburgh, Ed and his wife, Lori, have three children: daughters, Katelyn and Abigail, and son, Jason.

EXECUTIVE DEPARTMENT



Kerry Atkinson
Senior Vice President/ Sales

Kevin Billet
Senior Vice President/ Legal & Business Affairs

Christye Peterson
Senior Vice President/ Marketing

Michael Gilbert
Vice President/ Communications

Seymour H. Knox IV
Vice President/ Corporate Relations

John Sinclair
Vice President/ Ticket Sales & Operations

MICHAEL GILBERT

Vice President/Communications

Michael Gilbert, who joined the Sabres organization as Director of Communications, was promoted to Vice President/Communications on November 19, 1998. Gilbert oversees the Communications Department for the Sabres, as well as for the Buffalo Bandits (NLL) and all amateur athletics. He is entering his fifth year with the club after joining the Sabres on September 2, 1997. Prior to joining the Sabres, Michael was the Director of Public Relations for the New Jersey Devils from 1995-1997. He was part of a staff in New Jersey that earned the Professional Hockey Writers' Association's Dick Dillman Award for excellence in public relations for the 1996-97 season. Gilbert's success followed him to the Sabres where the Communications Department there was acknowledged with the Dillman Award in 1997-98. Before his move to the NHL, Michael was the Assistant Director of Public Relations for the NFL's Philadelphia Eagles for four years (1991-95), assisting with the day-to-day operations of that team's PR department. Michael's football background also includes stints as Assistant Director of Public Relations for the Raleigh-Durham Skyhawks of the WLAF (1990) and as a Graduate Assistant with the Buffalo Bills (1988-90). The move to the Sabres represented a homecoming for Gilbert, who grew up in the Buffalo suburb of Tonawanda. Michael graduated from Canisius College in Buffalo with degrees in Communications and History. He and his wife Amy reside in Amherst, New York, with their sons, Mark and Jack.

GREGG HULLER

Director of Communications

Gregg enters his third season with the Sabres, and second as the team's Director of Communications. Previously, he served as the Sabres' Communications Coordinator and as a Graduate Assistant prior to the start of the 1998-99 season. In Gregg's role with the team, he serves as a liaison between the Sabres organization and the media. He is primarily responsible for arranging interviews, coordinating press conferences, writing press releases and assisting in game-day operations. Gregg graduated from University at Buffalo in 1994 with a bachelors degree in U.S. History, and went on to receive his masters degree in sports administration from Canisius College in 1998. He and his wife Beth reside in Cheektowaga, New York.

KEVIN WILES

Communications Coordinator – Buffalo Sabres

Kevin Wiles enters his second season as the Sabres Communications Coordinator. After spending the 1998-99 season as an intern in the Communications Department, Kevin was then hired as the full time graduate assistant for the 1999-2000 season. He also has worked as the Graduate Assistant in the Buffalo Bills Communications Department where he was a training camp and game day intern. He got his start in sports as a summer intern with the Buffalo Bills Public and Community Relations Department. In his role with the Sabres, Kevin oversees all of the teams' publications and press notes. He also assists in the maintenance of the team's web site and works as the Sabres contact for the NHL's real time scoring system. A 1999 graduate of Medaille College, Kevin was born and raised in Buffalo where he still resides.

GARRY DUNLAP

Communications Coordinator – Arena Athletics - Buffalo Bandits

Garry enters his third season with the Sabres as Communications Coordinator. Dunlap began with the organization as an intern in the Community Relations Department during the 1996-97 season. In his current role with the Sabres, Garry assists with the editing of publications including the training camp guide, media guide and post season guide. He also is involved in the Community Relations department with autograph signings, player appearences, the Adelphia Community Corner and the Warrener Corner. In addition to his Sabres duties, Garry is the coordinator of Amateur Athletics for the Arena and Public Relations Director for the Buffalo Bandits of the National Lacrosse League. Garry graduated from Medaille College in 1998 with a Bachelors Degree in Sports Management. He and his wife Rina reside in Niagara Falls, New York.

2001-02 COMMUNICATIONS DEPARTMENT

Graduate Assistant ..... Scott Schranz

Roxanne Anderson
Account Services Representative

Dorian Anderson
Canadian Sales & Marketing Manager

Olive Anticola
Receptionist

Krista Argeros
Traffic andBilling Coordinator

Rodney Bailey
Utility Crew

Glenn Barker
Merchandise Manager/ Inventory Control

Donna Bartram
Radio Sales Support Account Manager

Ken Bass
Management Information Systems Manager

Barry Becker
Chief Engineer

Kim Binkley
Ticket Administrator

Jack Blake
Engineer

Sarah Brooks
Canadian Account Services Representative

Elaine Burzynski
Executive Assistant

Dan Carroll
Ticket Sales Manager

Lori Carrow
Radio Account Manager

Joe Cascio
Manager of Internet Services

Lynn Christian
Game Presentation Coordinator

Terri Christian
Cleaning Crew

Kim Christian
On-Site Travel Coordinator

Pete Cicero
Utility Crew

Mike Concialdi
Season & Group Account Executive


Joe Crozier
Special Consultant

Steve Cuccia
Radio General Sales Manager

Deidre Daniels
Community Development Manager

Tina Daniels
Administrative Assistant/Operations

Eve DeForest
Season & Group Account Executive

Natalie DeSilva
Director of Suite Services

Michael Destino
Maintenance Crew

Joe Donahue
Empire Sports Sales Account Manager

William Dowling
Utility Crew

Brian Drabek
Assistant Chief Engineer

Melissa Eagan
Receptionist

Rosanna Falzone
Integrated Marketing Coordinator

John Faso
Director of Event Services

Ryan Faulkner
Staff Accountant

Angela Filipski
Administrative Assistant/Empire Sports Sales

2001-2002 SABRES MEDIA GUIDE
SABRES STAFF

SABRES STAFF



Dave Forman, Jr. Season & Group Account Executive

Elaine Fredo Account Services Representative

Danny Gare TV/Radio Reporter

Jennifer Glowny Cash & Settlement Administrator

Bill Graf Maintenance Manager

Eric Grossman Editor/Technical Director

Marty Maloney Ticket Administrator

John Marsh Controller

James McDuffie Security Officer

Charles Mims Utility Crew

Michelle Mitchell Coordinator of Suite Services

Phil Mollica Television Director

Joe Guarnieri Senior Director of Broadcast & Production Services

Beth Guiliani Gatto Event Manager

Birgid Haensel Payroll Manager

Brian Hall House Keeping Manager

Peter Hassen Director of Community Development

Jeff Hill Feature Producer/Editor

Todd Moser Accounting Manager - HSBC Arena

Richard Mugel Associate Counsel

Patrick Needham Engineer

Hector Nieves Traffic and Billing Manager

Tim Norman Game Presentation Coordinator

Chris Onochie Security Officer

Dennis Hooper Utility Crew

Darius Huggins Utility Crew

Gretchen Huzinec Account Services Representative

Christine Ivansitz Accounting Manager - Buffalo Sabres

Rick Jeanneret TV/Radio Play-by-Play

Jacki Jones Executive Sales Coordinator/Vendor Programs

Gilbert Perreault Corporate & Community Relations Liaison

Joe Pinter Senior Commercial Producer/Editor

Larry Playfair Director of Alumni Relations

Tammy Preteroti Store Manager

Mike Queeno Communications Technician

Matt Rabinowitz Senior Event Manager

Mary Jones Human Resources Assistant

Mike Jones Account Manager

Mike Kaminska Director of Merchandise

Steve Katzman Director of Canadian Sales & Marketing

Andrea Keane Account Services Representative

Mark Kennedy National Sales Manager

Bud Redding Utility Crew Manager

Pete Riedy Ticket Administrator

Stan Roberts Radio Account Manager

Vanessa Roberts Human Resources Coordinator

Dan Rozanski General Sales Manager

Jeanne Rudyk Assistant Store Manager

Kerry Kominiarek Utility Crew

Robert Kopacz Director of Advertising and Promotions

Tim Krawczyk Event Manager

Todd Langdon Premium Sales Associate

Rick Laracuente Utility Crew

Kevin Lauck Radio Account Manager

Brenda Samuel Administrative Assistant

Jason Sattelberg Utility Crew

Chris Schoepflin Senior Director/ Planning

Scott Schranz Graduate Assistant- Communications

Mike Sciarra Canadian Sales Account Executive

Warren Sheridan Canadian Sales Account Executive

Jim Lorentz TV/Radio Commentator

Lowell MacDonald Television Producer

Eleanor MacKenzie Executive Assistant

Gerry Magill Distribution Manager

Christopher Makowski Assistant Box Office Manager

Stan Makowski Senior Director of Facilities Management

Kurt Silcott Director of Lacrosse & Amateur Athletics

Vicki Sitek Graphic Artist

Jeff Smith Merchandise Manager/Event Sales

Len Synor Advertising & Promotions Coordinator

Jill Szeczesk Empire Sports Sales Account Manager

Debbie Taylor Sales Support Account Executive

SABRES STAFF

Rose Thompson
Account Services Manager

Nick Turano
Director of Premium Sales

Lisa Tzetzo
Broadcast Coordinator

Frank Unger
Senior Accountant

Jennifer Van Rysdam
Director of Event Booking

James Walker
Maintenance Crew

Mike Walker
Advertising & Promotions Coordinator

Donna Webb-Smith
Executive Assistant

Grant Weber
Season & Group Account Executive

Al Weissman
Communications Engineer

Tim Williams
Utility Crew

Bill Wippert
Team Photographer

Marc Wittman
Database Manager





MAXIM AFINOGENOV

LAST AMATEUR CLUB: Moscow Dynamo (CIS)

HOW ACQUIRED: Third-round draft choice (69th overall) of the Sabres in 1997 Entry Draft.

2000-01: Set new career highs in assists (22) and points (36)...Tied for team high five game-winning goals...Had an assist vs. Boston (4/4)...Scored goal in 4-0 win vs. Atlanta (3/30)...Had four game point streak (2+4=6) from @ Atlanta (2/13) to vs. Ottawa (2/19)...Had goal (on PP) and assist in 5-1 win vs. New Jersey (2/17)...Scored OT goal (7th career GW) for second consecutive game in 2-1 win @ Ottawa (2/10)...Scored first career OT goal (6th career GW) in 2-1 win vs. NY Islanders (2/7)...Had five game point streak (4+3=7) from vs. NY Islanders (11/9) to vs. Minnesota (11/17)...Scored two power play goals in 3-2 (OT) win vs. Calgary (11/13)...Had three game point streak (1+2=3) from vs. Chicago (10/5) to @ Edmonton (10/13)...Scored GW goal in 4-2 victory vs. Chicago (10/5)...Games missed due to injury: 5...Multi-point games: 3...**2001 Playoffs:** Scored goal in Game Six @ Pittsburgh (5/8)...Recorded career playoff high two assists in 4-1 win in Game Three @ Pittsburgh (4/30)...Had assist in series clinching 8-0 win in Game Six vs. Philadelphia (4/21)...Scored first career playoff goal in Game Five @ Philadelphia (4/19)...Games missed to injury this postseason: 0...Multi-point games: 1

CAREER: 1999-00: Finished tied for eighth in rookie points (34) and tied for eighth in rookie goals (16)...Assisted on Dixon Ward's game-winning goal in 3-2 win vs. Toronto (4/3)...Had three-game point streak (2+2=4) snapped in 5-1 win @ Carolina...Had two assists (1 on PP, 1 on GWG) in 4-2 win vs. Calgary (3/23)...Was eighth multi-point game of season/career...Registered game-winning goal in 4-1 win vs. Montreal (3/20)...Scored goal (on PP) in 5-1 win @ Calgary (3/18)...Scored goal (on PP) and added assist vs. Montreal (3/10)...Had two assists (1 on PP/GWG) in 3-2 win vs. New Jersey (2/21)...Received game misconduct for spearing Edmonton's Roman Hamrlik (2/13)...Tallied goal and assist vs. New Jersey (1/6)...Scored two goals in 8-1 win vs. Toronto (1/1)...Second multi-goal game of season...Had assist on Geoff Sanderson's game-winning goal in 2-1 win vs. Colorado (12/23)...Had three-game point streak (2+1=3), from vs. Chicago (12/10) to vs. Florida (12/17) marking longest of career at that time...Scored game-winning goal at 8:04 of third period in 2-1 win vs. Chicago (12/10)...Netted Sabres' second goal in eventual 3-2 (OT) win @ Tampa Bay (11/28)...Scored two goals (1 ENG) and added an assist in 4-0 win @ Atlanta (11/19)...Recorded goal for second straight game @ Tampa Bay (11/12)...Scored first NHL/career goal and added assist (on PP) in first NHL/career game in 6-2 win vs. Boston (11/10)...Was leading the AHL in rookie scoring (15 GP, 6+12=18, 8 PIM, +5 with 2 GWG's) at time of recall...Games missed due to injury: 0...Multi-point games : 8...**1998-99:** Signed a three-year contract on September 3, 1999...Selected as Top Forward at 1999 World Junior Championships...Recorded 16 points in 16 playoff games with Dynamo...**1997-98:** Scored five points in seven games at the 1998 World Junior Championships...**1996-97:** Scored Gold Medal-winning goal for Russia in overtime at 1997 World Junior Championships.

AFINOGENOV VS. NHL

Team	GP	G	A	TP	PIM
Anaheim	4	1	0	1	0
Atlanta	6	4	5	9	8
Boston	9	1	5	6	0
Calgary	3	3	2	5	0
Carolina	7	0	0	0	2
Chicago	3	2	0	2	0
Colorado	3	0	1	1	0
Columbus	1	0	0	0	0
Dallas	2	0	1	1	0
Detroit	2	0	1	1	2
Edmonton	3	0	1	1	15
Florida	6	0	2	2	4
Los Angeles	4	1	1	2	0
Minnesota	1	1	0	1	0
Montreal	9	2	4	6	4
Nashville	2	0	0	0	0
New Jersey	8	3	5	8	8
N.Y. Islanders	7	1	2	3	4
N.Y. Rangers	7	1	3	4	6
Ottawa	9	2	2	4	8
Philadelphia	6	1	0	1	0
Phoenix	2	0	0	0	2
Pittsburgh	7	1	2	3	4
San Jose	3	1	1	2	0
St. Louis	2	0	0	0	0
Tampa Bay	7	2	0	2	4
Toronto	9	3	2	5	2
Vancouver	4	0	0	0	4
Washington	7	0	0	0	4
NHL Totals	143	30	40	70	81

STU BARNES

LAST AMATEUR CLUB: Canada (National Team)

HOW ACQUIRED: Acquired on March 11, 1999, from Pittsburgh in exchange for Matthew Barnaby.

2000-01: Won Punch Imlach Award for dedication and leadership to the organization...Recorded assist in 4-0 win @ Atlanta (3/26)...Had goal in 3-1win vs. Carolina (3/24)...Scored second career overtime goal (both as Sabre) in 3-2 win @ Colorado (3/3)...Had two assists in 3-1 win vs. Atlanta (2/15)...Scored two goals (one shorthanded) and assisted on the third in 3-1 win vs. Tampa Bay (1/16)...Three points matched career high for points in a game...Had five game scoring streak (1+4=5) from vs. NJ (12/7) to vs. Florida (12/16)...Had six game point streak (2+5=7) from vs. Philadelphia (11/22) to @ Pittsburgh (12/2)...Recorded 200th NHL/career assist @ Ottawa (11/28)...Returned from I.R. with assist on Alexei Zhitnik's goal vs. Philadelphia (11/22) after missing seven games with strained groin suffered vs. Montreal (11/3)...Scored two goals (one shorthanded) @ Montreal (10/17)...Played 600th NHL/career game @ Vancouver (10/14)...Played in 100th game as a Sabre vs. Chicago (10/5)...Games missed due to injury: 7...Multi-point games: 6...2001 **Playoffs:** Had assist in Game Seven vs. Pittsburgh (5/10)...Scored GWG in 3-2 (OT) win in Game Five vs. Pittsburgh (5/5)...Tied career playoff high three points (2+1) including game winning goal and power play goal in 5-2 win in Game Four @ Pittsburgh (5/2)...Scored goal on power play vs. Pittsburgh in Game Two (4/28)... Assisted on goal in 4-3 (OT) win vs. Philadelphia in Game Four (4/17)...Had assist in 4-3 (OT) win in Game Two @ Philadelphia (4/14)... Games missed to injury this postseason: 0...Multi-point games: 1.

CAREER: 1999-00: Only Sabre to appear in all 82 games in 1999-2000 season...Scored playoff-clinching goal in 1-1 tie @ Washington (4/9)...Scored game-winning goal (while SH) in 5-0 win @ New Jersey (4/6)...Assisted on Dixon Ward's game-winning goal in 3-2 win vs. Toronto (4/3)...Scored assist on Geoff Sanderson's tying goal and Jay McKee's game-winner in third period of 4-2 win vs. Calgary (3/23)...Had three-game point streak (2+2=4) from 3/5 @ Washington to 3/10 vs. Montreal...Scored first career overtime goal in 2-1 win vs. Boston (3/8)...Had two goals (1 SHG) in 5-2 win @ Florida (2/28)...Scored two-goals in third period (1 on PP) in 8-1 win vs. Toronto (1/1)... Tied career-high (done four times, second this season) with three assists (1 on PP/GWG) in 5-3 win vs. Washington (11/24)...Scored goal (on PP) and added assist (on GWG) in 4-3 win vs. Atlanta (11/20)...Scored tying goal with :18 remaining in third period (eventually won 3-2 in OT) vs. Florida (10/29)...Registered three assists (1 on GWG) in 7-3 win vs Carolina (10/22)...First Sabre with three assists in a game since Geoff Sanderson's three assist night vs. Los Angeles (1/30/99)...Also registered two assists (1 on PP) vs. Nashville (10/20)...Had three-game point streak (2+2=4), from 10/8 to 10/11...Recorded goal and assist (on PP) in 5-5 tie @ Atlanta (10/9)...Goal was first regular season goal and first multi-point game as Sabre...First regular season goal since 3/3/99 vs. Montreal (with Pittsburgh)...Signed a multi-year deal (9/23) as a restricted free agent...Games missed due to injury: 0...Multi-point games: 10...**1998-99:** Finished first on Buffalo with 13 power-play goals...In 500th NHL game, recorded first point as Sabre by setting up Miroslav Satan's OT goal (on PP) in 3-2 win at N.Y. Rangers (3/19)...With Pittsburgh: Goal vs. Vancouver (2/11) marked 300th career point...Equaled career high for points in one game with three (2+1=3) at Calgary (10/28)...In Playoffs: Tied for first in league with four power-play goals...Set career-high and tied team lead with seven goals...Two scores in Game Two of ECF tied Sabres' playoff record for most power-play goals by player in one game...**1997-98:** Set career highs in goals (30), assists (35) and points (65) while with Pittsburgh...Led Penguins and tied for third in NHL with 15 power-play goals...Ranked third on team with 27 power-play points (15+12=27)...Was plus-or-even player in 56 of 78 games (71.8%)...Led team with 58% face-off percentage...Had three four-game point streaks: November 22-29 (3+3=6); January 28-February 2 (3+4=7) and February 7-March 2 (4+2=6)...Was second on team with six points (3+3=6)in playoffs...Tallied three points (2+1=3), including game-winning goal in 4-1 win in Game Two vs. Montreal (4/25)...**1996-97:** Played in 62 games with Pittsburgh, collecting 39 points (17+22=39), four power-play goals and three game-winning goals...In 19 games with Florida, tallied ten points (2+8=10), with one power-play goal...Posted nine multi-point games with Penguins...Had season-high six-game point streak from December 30-January 11 (3+3=6)...Credited with three assists for Panthers vs. Hartford (10/12)...Collected 200th NHL point with goal at Phoenix (3/12)...Tallied one assist in playoffs, appearing in all five games...Was acquired by Penguins from Florida along with Jason Woolley in exchange for Chris Wells on November 19...**1995-96:** Ranked sixth on Florida Panthers in goals and points (19+25=44)...Scored five game-winning goals to rank third on team and was tied for fourth with eight power-play goals...Tied for second on Panthers in playoffs scoring with 16 points (6+10=16) in 22 games, leading team in assists and plus/minus (+10)...**1994-95:** Tied for team lead in points (10+19=29) and finished second on Panthers with +7 rating...Collected 100th point of career vs. Ottawa (2/15)...**1993-94:** Split season between Winnipeg and Florida, recording 47 points (23+24=47) in 77 games...Acquired by Florida from Winnipeg on November 26 in exchange for Randy Gilhen...**1992-93:** Played in 38 games with Winnipeg, collecting 22 points (12+10=22)...Tallied 54 points (23+31=54) in 42 games with Moncton (AHL)...Played in six playoff games with Jets, recording four points (1+3=4)...**1991-92:** Played in 46 games with Jets...Also appeared in 30 games with Moncton (AHL)...Played in first NHL game for Winnipeg vs. Los Angeles (10/4)...Scored first NHL goal (Mike Liut) vs. Washington (10/27)...Recorded first hat trick of career in 6-2 win vs. Los Angeles (11/11)...**1988-89:** Was named Second-Team WHL All-Star after posting 141 points (59+82=141) in 70 games for Tri-City...Selected by Winnipeg in first round (4th overall) of 1989 Entry Draft...Only Mats Sundin (Quebec), Dave Chyzowski (N.Y. Islanders) and Scott Thornton (Toronto) were selected ahead of Barnes.

PERSONAL: Stu and wife, Julie, have a daughter Reily and a son Jack.

BARNES VS. NHL

Team	GP	G	A	TP	PIM
Anaheim	15	2	7	9	4
Atlanta	8	3	7	10	4
Boston	35	9	10	19	4
Buffalo	24	3	7	10	10
Calgary	21	6	14	20	10
Carolina	35	10	17	27	6
Chicago	16	2	2	4	14
Colorado	20	5	5	10	12
Columbus	1	0	0	0	0
Dallas	15	2	2	4	8
Detroit	16	3	4	7	8
Edmonton	21	6	6	12	4
Florida	22	6	4	10	6
Los Angeles	19	7	4	11	10
Minnesota	--	--	--	--	--
Montreal	39	16	9	25	18
Nashville	4	1	3	4	4
New Jersey	34	12	9	21	10
N.Y. Islanders	37	9	13	22	8
N.Y. Rangers	34	5	9	14	12
Ottawa	34	12	13	25	20
Philadelphia	38	6	12	18	12
Phoenix	14	11	5	16	10
Pittsburgh	24	3	7	10	6
San Jose	19	3	7	10	10
St. Louis	14	3	1	4	2
Tampa Bay	31	11	10	21	18
Toronto	26	11	7	18	10
Vancouver	19	3	9	12	8
Washington	36	10	14	24	8
NHL Totals	671	180	217	397	256

MARTIN BIRON

LAST AMATEUR CLUB: Hull (QMJHL)

HOW ACQUIRED: First-round draft choice (16th overall) of Sabres in 1995 NHL Entry Draft.

2000-01: Made 19 saves vs. Boston (4/4)...Stopped 14 shots @ Pittsburgh (3/27)...Faced career high 44 shots, making career best 42 saves in 3-2 win @ Washington (3/17)...Made 33 saves in 3-2 (OT) win @ Colorado (3/3)...Stopped six shots playing third period vs. Phoenix (2/23)...Made 31 saves @ Atlanta (2/13)...Stopped Mike Johnson on a penalty shot @ Tampa Bay (2/1)...Made 29 saves for second shutout of the season (seventh career) and second in as many starts in 2-0 win @ Nashville (1/6)...Completed back-to-back team shutouts stopping 15 shots for first shutout of season (sixth career) @ NY Islanders (12/30)...Won first game of season, making 29 saves in 5-3 win @ Montreal (11/25)...Appeared in four games with Rochester, posting 3-1-0 record with one shutout...Signed multi-year contract November 7, 2000.

CAREER: **1999-00:** Finished tied for third in NHL shutouts (5)...Tied for seventh all-time in NHL history for most shutouts by rookie (5)...Finished third in wins (19) among rookie goaltenders...Won Star of Stars Trophy for garnering most Three Star selections...Stopped 39-of-42 shots in 3-2 OT loss @ Philadelphia (2/12)...John LeClair's goal at 2:26 marked first OT loss of career...Earned fifth career shutout with 21 save performance vs. Ottawa (1/28), tying Don Edwards (1976-77) for most Sabre shutouts by rookie...Made 17 saves earning fourth career shutout and game's first star in 5-0 win @ Anaheim (1/17)...Recorded third career shutout in 0-0 tie @ Boston (1/13)...Was second scoreless tie this season and ninth in team history...Recorded second most saves (39) in a shutout (D. Hasek, 42 saves vs. Mon. 12/19/97)...Made 19 saves, including vs. Daniel Alfredsson on a penalty shot, in 7-4 win @ Ottawa (1/8)...Earned game's first star for second straight game by stopping 22-of-23 shots in 2-1 win vs. Colorado (12/23)...Recorded second career shutout in 0-0 tie vs. Ottawa by stopping 23 shots...Recorded first NHL/career shutout in 4-0 win @ Atlanta (11/19)...Named NHL Player of the Week (11/1-11/7) going 3-0-0, 1.99 GAA, .915 save percentage...First time to win award in career and first rookie to win award since New Jersey's Patrick Elias in the 1997-98 season...Named ITECH AHL Goaltender of the Month for October (11/2)...Replaced Dominik Hasek (groin injury) for final :33 of third period vs. Florida (10/29) with Buffalo down 2-1...Recorded second win of season after Buffalo tied game 2-2 with :18 remaining in third period and Geoff Sanderson's game-winner with :06 remaining in OT...In first start of season, stopped 17-of-20 shots in 7-3 win vs. Carolina (10/22)...Recalled from Rochester (AHL) on 10/21...**1998-99:** Buffalo: Made three starts with Sabres and finished with a 1-2-1 record...In third start, stopped 16-of-21 shots vs. Tampa Bay (3/11)...Made second consecutive start and stopped 30-of-31 shots to preserve 1-1 tie vs. Philadelphia (3/7)...In third NHL/Sabres start and first since vs. Ottawa (12/27/95), stopped 26-of-27 shots for first win of career in 2-1 game vs. Dallas (3/5)...Replaced Roloson to start second period at Edmonton (2/26), seeing first action with Sabres since 1995-96 season (1/6/96 at Mtl.)...Rochester: Won Baz Bastien Trophy as top goaltender in the AHL...Shared Harry "Hap" Holmes Trophy with Tom Draper for the fewest goals against (172, 108-Biron, 60-Draper, 4-Roloson)...AHL First Team All-Star...Set the AHL All-time record for save percentage in one season (.930)...Led the AHL in shutouts (6) and save percentage (.930) and goals against average (2.07)...Second in AHL in wins (36)...Sher-Wood Player of the Week (1/8)...ITECH Goaltender of the Month (January, 1999)...Tied Bob Perreault's single season shutout for Rochester with six in 3-0 win vs. Hamilton (2/17)...**1997-98:** Buffalo: Recalled from AHL affiliate Rochester (4/15) on emergency basis and served as backup to Steve Shields at New Jersey (4/15)...Did not see any action and reassigned to Rochester (4/16)...Rochester: Spent season with Americans and led AHL with five shutouts, missing team's single-season record by one (6 by Bob Perreault, 1967-68)...Recorded first shutout in 0-0 tie vs. Adirondack (11/10)...Earned AHL Sher-Wood Player-of-the-Week honors in mid-March...Named Rochester Americans Exec Club Rookie of the Year...Also played in two games with South Carolina (ECHL)...**1996-97:** Traded from Beauport to Hull (Hull eventually won Robert Lebel Division)...Finished with lowest goals against average in QMJHL (numbers with Hull only)...Was recalled twice by Sabres on emergency basis (on 2/9 and 3/20), but did not see action...**1995-96:** Became fourth youngest goalie to appear in NHL game (18 years, 133 days) with debut on December 26, 1995, starting Buffalo's game at Pittsburgh...Led QMJHL in goalie games played and wins in playoffs...1994-95: Led QMJHL in playoff shutouts and regular season goals-against average...Named Canadian Major Junior Goaltender of the Year and to Canadian Major Junior First All-Star Team.

BIRON VS. NHL

Team	GP	MIN	GA	SO	W	L	T	GAA
Ana.	1	60	0	1	27	29	4	0.00
Atl.	4	237	13	1	2	2	0	3.29
Bos.	6	303	9	1	1	3	1	1.78
Cgy.	--	--	--	--	--	--	--	--
Car.	4	165	8	0	1	1	0	2.91
Chi.	2	121	5	0	2	0	0	2.48
Col.	2	122	3	0	2	0	0	1.48
Clb.	--	--	--	--	--	--	--	--
Dal.	2	120	2	0	2	0	0	1.00
Det.	1	7	3	0	0	0	0	25.71
Edm.	2	68	3	0	0	1	0	2.65
Fla.	2	65	3	0	1	1	0	2.77
L.A.	1	21	3	0	0	0	0	8.57
Min.	--	--	--	--	--	--	--	--
Mtl.	4	199	9	0	2	1	0	2.71
Nsh.	1	60	0	1	1	0	0	0.00
N.J.	1	40	3	0	0	1	0	4.50
N.Y.I.	3	180	2	1	3	0	0	0.67
N.Y.R.	1	60	1	0	1	0	0	1.00
Ott.	5	304	10	2	3	1	1	1.97
Phi.	4	247	8	0	1	2	1	1.94
Pho.	2	80	5	0	0	1	0	3.75
Pit.	5	211	17	0	0	5	0	4.83
StL.	2	119	5	0	0	2	0	2.52
S.J.	1	59	2	0	0	1	0	2.03
T.B.	4	238	14	0	1	3	0	3.53
Tor.	2	100	5	0	1	1	0	3.00
Van.	2	119	8	0	0	2	0	4.03
Wsh.	4	244	8	0	2	1	1	1.97
Totals	68	3547	149	7	27	29	4	2.52

PERSONAL: Had to change jersey number with Sabres from #00 to #43 after NHL set new number guidelines (1-99 only) in 1998...Brother, Mathieu is in Tampa Bay organization.

ERIC BOULTON

LAST AMATEUR CLUB: Sarnia (OHL)

HOW ACQUIRED: Originally signed by Sabres as free agent on August 20, 1999.

2000-01: Finished third on team with 94 PIM...Received 14 PIM in 2-1 (OT) win vs. NY Islanders (2/7)...Assisted on Maxim Afinogenov's goal @ Anaheim (1/12)...Registered first career assist in 3-3 tie vs. Toronto (1/5)...Scored first career NHL goal in 5-3 win @ Montreal (11/25)...Played in first NHL game vs. Chicago (10/5)...Multi-point games: 0...Games missed due to injury: 0.

CAREER: **1999-00:** Led Rochester (AHL) in PIM with 276...**1998-99:** His 143 PIM with Kentucky marked the third-best total on team...**1997-98**: Left Charlotte as the team's all-time leader in PIM with 527...**1996-97:** Established a Charlotte season record with 325 PIM in just 44 games.

PERSONAL: Agreed to terms on multi-year contract on August 20, 2001...New York Rangers' ninth round choice (234th overall) in 1994 Entry Draft...Married, wife's name is Ryan.

BOULTON VS. NHL

Team	GP	G	A	TP	PIM
Anaheim	2	0	1	1	5
Atlanta	1	0	0	0	5
Boston	2	0	0	0	5
Calgary	1	0	0	0	2
Carolina	--	--	--	--	--
Chicago	1	0	0	0	2
Colorado	1	0	0	0	10
Columbus	--	--	--	--	--
Dallas	2	0	0	0	4
Detroit	--	--	--	--	--
Edmonton	1	0	0	0	5
Florida	1	0	0	0	5
Los Angeles	2	0	0	0	0
Minnesota	1	0	0	0	0
Montreal	2	1	0	1	16
Nashville	1	0	0	0	0
New Jersey	2	0	0	0	0
N.Y. Islanders	1	0	0	0	14
N.Y. Rangers	2	0	0	0	4
Ottawa	2	0	0	0	5
Philadelphia	1	0	0	0	0
Phoenix	1	0	0	0	5
Pittsburgh	--	--	--	--	--
San Jose	2	0	0	0	0
St. Louis	1	0	0	0	7
Tampa Bay	2	0	0	0	0
Toronto	3	0	1	1	0
Vancouver	--	--	--	--	--
Washington	--	--	--	--	--
NHL Totals	35	1	2	3	94

CURTIS BROWN

LAST AMATEUR CLUB: Prince Albert (WHL)
HOW ACQUIRED: Buffalo's second-round choice (43rd overall) in 1994 NHL Entry Draft.



2000-01: Led team with +15 plus/minus rating...Scored shorthanded goal and had assist in 5-3 win @ Florida (4/2)...Recorded two assists in 6-3 win vs. NYR (3/14)...Played 300th NHL/Sabre game @ Philadelphia (3/1)...Had three game point streak (1+3=4) from @ NJ (2/22) to vs. Tampa Bay (2/25)...Scored goal (PP) and had one assist vs. Phoenix (2/23)...Missed four games (@ Florida (1/31) to vs. NY Islanders (2/7)) with back spasms...Assisted on Dave Andreychuk's PPG in 2-1 win @ NY Islanders (1/27)...Scored goal in first game back from I.R. @ Los Angeles (1/11) after missing eight games with knee injury suffered vs. San Jose (12/23)...Assisted on Miroslav Satan's SH goal in 5-2 win vs. San Jose (12/23)...Scored goal and had two assists in 5-3 win vs. New Jersey (12/7)...Assisted on J.P. Dumont's game winning goal in 3-2 OT win vs. Calgary (11/13)...Games missed due to injury: 12...Multi-point games: 5...**2001 Playoffs:** Tied for first in NHL with two shorthanded goals in playoffs...Scored shorthanded goal for second consecutive game in 3-2 (OT) win in Game Five vs. Pittsburgh (5/5)...Scored shorthanded goal in 5-2 win in Game Four @ Pittsburgh (5/2)...Scored goal in 4-1 win in Game Three @ Pittsburgh (4/30)...Scored goal in third period of 4-3 (OT) in Game Two @ Philadelphia (4/14)...Scored first career playoff overtime goal in 4-3 (OT) win vs. Philadelphia (4/17)...Was fourth career playoff game winning goal...Games missed due to injury this postseason: 0...Multi-point games: 0

CAREER: 1999-00: Established new career highs in goals (22) and points (51), breaking his previous bests of 16 goals and 47 points set in 1998-99...Won Punch Imlach Award for dedication and leadership to the organization...Tied career-high with two goals in 5-0 win @ New Jersey (4/6)...Was 14th multi-point game of the season...Scored game-winning goal and added assist in 5-1 win @ Carolina (3/27)...Scored goal and assist (on PP) @ Vancouver (3/15)...Marked third straight multi-point game... Scored goal and assist @ San Jose (3/15) surpassing career-high after recording 16 goals in 1998-99...Scored game-tying goal with 3:11 remaining (on PP) in 3-3 tie @ NY Rangers (3/1)...Returned to action after missing previous five games with flu (placed on I.R. 2/13)...Returned to action @ Philadelphia (2/12) after missing previous game @ Nashville (2/10) with flu...Selected as the NHL's mid-season best Defensive Forward by the Hockey News (1/21) and Sports Illustrated (2/8)...Recorded goal (GWG, on PP) in 5-0 win @ Anaheim (1/17)...Set career-high with four assists in 8-1 win vs. Toronto (1/1)...Was most assists in a game since Pat LaFontaine's four assist game @ Los Angeles (3/13/96)...Scored goal (PP) and added assist (on GWG) in 3-1 win @ NY Rangers (12/21)...Power-play goal snapped teams 0-33 streak without a power-play goal...Tallied 100th NHL/career point with goal in 2-2 tie @ NY Islanders (12/18)...Played in 200th NHL/career game @ Toronto (12/6)...Scored goal and assist and was selected game's first star in 4-0 win @ Atlanta (11/19)...Scored game-winning goal in overtime and added two assists in 5-4 OT win @ Chicago (11/4)...Tied career-high with four-game point streak (3+1=4) with assist on Geoff Sanderson's overtime goal in 3-2 win vs. Florida (10/29)...Returned to action by scoring goal that tied game at 3-3 (eventually won 4-3) vs. Tampa Bay (10/27) after missing previous game @ Ottawa (10/23) with mild concussion suffered vs. Carolina (10/22)...Returned to lineup vs. Washington (10/8) after missing game at Detroit (10/2) after signing a multi-year deal that day...Games missed due to injury/illness: 7...Multi-point games: 14...**1998-99:** Set career-high in assists (31)...Named by Buffalo chapter of Professional Hockey Writers' Association as Sabres' nominee for Bill Masterton Memorial Trophy (3/29)...Tied for league lead with three game-tying goals...Recorded goal in 2-2 tie at Calgary (2/24), tying longest goal streak of career (3 games, 3 goals)...Played in 100th Sabres/NHL game in 4-3 win at Montreal (10/17)...In playoffs: Tied for first on team with seven goals...Recorded assist on Jason Woolley's (D) overtime goal in 3-2 win in Game One at Dallas (6/8)...Recorded series-winning score in 3-2 victory in Game Six vs. Boston (5/18), tying Sabres' record for most game-winning goals in one playoff year (record 3: Rene Robert, 1975; Michal Grosek, 1998)...Scored power-play goal 37 seconds into Game Five at Boston (5/16), marking Sabres' fastest goal from opening face-off of playoff game (surpassed: 0:58 by Joe Juneau, 4/23/99 at Ott.)...**1997-98:** More than doubled career output (5+4=9 over first three seasons) with 12 goals and 12 assists...Was even or plus in 43-game span (in games played from 12/12 vs. Car. to 4/13 vs. Phi.), and was +17 over that time frame...Recorded first multi-goal game of career with two at Colorado (10/28)... Recorded first short-handed goal of career with six seconds left in first period vs. Philadelphia (4/13), tying game that Sabres eventually won 2-1...Had four-game point streak (3+1=4) from vs. Carolina (4/8) to vs. Philadelphia (4/13), including goal in each of last three games of streak...**1996-97:** Appeared in all of Sabres' first 28 games before being reassigned to Rochester for remainder of season...Recorded all seven of points (4+3=7) on road, where Brown was also +7...Scored game-winning goal (first of career) in Sabres' 4-2 win at St. Louis (11/1)...Named Bauer AHL Rookie of Month for March (15 GP, 8+11=19)...In regular season, finished third among Amerks in plus/minus (+17) and fourth in power-play goals (7)...Nine points (4+5=9) ranked him third on Amerks in playoff scoring...**1995-96:** Played for Calder Cup Champion Rochester Americans following final season in junior hockey...Represented Team Canada at 1996 World Junior Championships...**1994-95:** Made NHL debut in regular season finale vs. New Jersey (5/3), recording first NHL goal, assist, point(s), and multi-point game...Named to WHL East All-Star First Team...Led Moose Jaw in scoring.

PERSONAL: Married during 2000 NHL All-Star break...Signed multi-year contract on October 2, 1999.

BROWN VS. NHL

Team	GP	G	A	TP	PIM
Anaheim	10	2	3	5	0
Atlanta	8	3	1	4	6
Boston	20	4	4	8	16
Calgary	7	3	2	5	0
Carolina	19	4	3	7	10
Chicago	7	1	7	8	8
Colorado	9	4	2	6	2
Columbus	1	0	0	0	0
Dallas	8	1	2	3	8
Detroit	6	2	1	3	2
Edmonton	8	2	2	4	4
Florida	18	3	9	12	20
Los Angeles	7	2	2	4	0
Minnesota	1	0	0	0	0
Montreal	20	2	6	8	12
Nashville	3	1	1	2	0
New Jersey	16	5	8	13	12
N.Y. Islanders	13	2	3	5	20
N.Y. Rangers	16	2	4	6	6
Ottawa	19	3	4	7	6
Philadelphia	17	1	1	2	4
Phoenix	6	2	2	4	4
Pittsburgh	15	1	3	4	4
San Jose	6	2	6	8	2
St. Louis	6	3	1	4	6
Tampa Bay	14	3	7	10	10
Toronto	16	3	9	12	14
Vancouver	7	1	3	4	6
Washington	15	3	2	5	4
NHL Totals	318	65	98	163	186

TIM CONNOLLY

LAST AMATEUR CLUB: Erie (OHL)

HOW ACQUIRED: In a trade June 24, 2001 along with Taylor Pyatt in exchange for Michael Peca.

2000-01: Appeared in all 82 games with the Islanders scoring ten goals and 31 assists for 41 points...Scored goal and added assist @ Boston (4/7)...Recorded power play assist in 4-1 win vs. Pittsburgh (4/2)...Had assists in back-to-back games vs. the NY Rangers (3/29) and @ Rangers (3/28)...Scored empty-net goal in 3-1 win @ Pittsburgh (3/14)...Recorded assist on power play vs. Washington (3/6)...Had assist on PP in 5-2 win @ NY Rangers (3/5)...Scored on the PP vs. New Jersey (2/27)...Had his four-game point streak (1+5=6) end at Pittsburgh (2/25)...Notched two assists (both on PP) in 5-4 win vs. Florida (2/24)...Assisted on OT goal in 4-3 win vs. Philadelphia (2/22)...Scored goal and had assist (both on PP) @ Vancouver (2/18)...Scored goal in 3-2 win vs. New Jersey (1/31)...Had his team-best seven-game point-streak (4+6=10) end @ Atlanta (1/21)...Extended his team-high point-streak to seven games (4+6=10) with a power play goal @ Minnesota (1/19)...Notched a career-high four assists (three on PP) in 6-5 win vs. Pittsburgh (1/13)...Scored goal (on PP) for the third straight game at Pittsburgh (1/12)...Notched three assists in 7-4 win vs. Tampa Bay (11/27)...Played in his 100th NHL game vs. NY Rangers (11/22)...Scored at Tampa Bay (11/3)...Assisted on GWG in 2-1 win @ Montreal (10/27)...Had power play assist and shorthanded assist in 5-3 win @ Atlanta (10/20)...Had two assists vs. Anaheim (10/17).

CAREER: 1999-00: Led all Islander rookies and finished second on the team in games played, fourth on the team in goals, tied for third in assists, third in points, tied for third in powerplay goals and fifth in shots...Finished tied for eighth in the league among rookies in scoring, tied for 11th in goals and tied for ninth in assists...Ranked fourth among Islander forwards in total icetime...Made his NHL debut on Oct. 2 at Tampa Bay...Scored his first NHL goal and recorded his first NHL assist on Oct. 10 vs. Colorado (Patrick Roy)...Became only the fifth 18-year-old player to score an OT goal in the NHL (since the 5:00 OT rule was instituted in 1983-84) when he tallied the game-winner 3:49 into the extra session on Feb. 10 vs. Tampa Bay...Became the fourth youngest player ever to take a penalty shot and became the third youngest ever to score when he beat Jean-Sebastien Aubin on March 21 vs. Pittsburgh...Scored the game-tying goal on Dec. 18 vs. Buffalo...Played a season-high 23:51 and recorded two assists at Toronto on March 22...Tied for second on the team with nine multiple-point games and tied for second with four multi-assist games...Was a healthy scratch on Jan. 10 vs. Phoenix for the only game missed all season...**1998-99:** Was a member of Team USA at the 1999 World Junior Championships in Winnipeg (1-0-1 in 6 gp)...Led Erie in scoring with 34 goals and 34 assists of 68 points...Played in the Top Prospects Game in Calgary and scored a goal for Team Orr...Was named the Best Stickhandler in the Western Conference in the 1998-99 OHL Coaches poll and was runner-up for Best Playmaker, Best Shot and Most Dangerous in the Goal Area...Was named Erie's Most Outstanding Player...**1997-98:** Set an Erie Otters (OHL) record for longest point streak by recording 26 points (12-14-26) in 18 games...Was named the Otters Rookie of the Year...Voted the Best Stickhandler in the OHL's West Division in the OHL Coaches poll.

CONNOLLY VS. NHL

Team	GP	G	A	TP	PIM
Anaheim	3	0	2	2	6
Atlanta	8	1	3	4	2
Boston	8	1	5	6	4
Buffalo	8	2	1	3	6
Calgary	3	0	0	0	2
Carolina	8	1	1	2	6
Chicago	3	1	0	1	2
Colorado	3	1	2	3	0
Columbus	2	0	0	0	0
Dallas	4	0	0	0	4
Detroit	3	0	0	0	2
Edmonton	3	0	1	1	4
Florida	8	1	3	4	8
Los Angeles	3	0	1	1	0
Minnesota	2	1	0	1	0
Montreal	8	0	3	3	6
Nashville	3	1	1	2	0
New Jersey	10	5	2	7	2
N.Y. Islanders	--	--	--	--	--
N.Y. Rangers	10	0	5	5	4
Ottawa	8	1	3	4	4
Philadelphia	10	1	2	3	4
Phoenix	3	0	1	1	0
Pittsburgh	10	3	6	9	8
San Jose	4	0	0	0	0
St. Louis	2	0	0	0	2
Tampa Bay	8	2	4	6	4
Toronto	8	0	3	3	0
Vancouver	2	1	1	2	0
Washington	8	1	1	2	6
NHL Totals	163	24	51	75	86

PERSONAL: Played for Team USA in the 1999 summer exhibition games against the Under-20 Junior National Teams from Finland and Switzerland.

J.P. DUMONT

LAST AMATEUR CLUB: Rochester (AHL)

HOW ACQUIRED: Acquired from Chicago on March 10, 2000, along with Doug Gilmour in exchange for Michal Grosek.

2000-01: Surpassed previous career totals in goals (23), assists (28), and points (51)...Previous career totals were 72 games played, 19+14=33...Led team with nine power play goals and tied for team high five game-winning goals...Had an assist vs. Boston (4/4)...Scored two goals (one on PP) in 6-3 win vs. NY Rangers (3/14)...Assisted on Stu Barnes overtime goal in 3-2 win @ Colorado (3/3)...Scored two goals (one PP) in 4-1 win @ Ottawa (2/27)...Missed games vs. Atlanta (2/15) & vs. New Jersey (2/17) with rib injury...Had assist on Stu Barnes game winning goal @ NY Islanders (1/27)...Assisted on two goals in 3-1 win vs. Tampa Bay (1/16)...Had career long six-game point streak (6+4=10) from vs. New Jersey (12/7) to @ Washington (12/20)...Scored second career hat trick (first as a Sabre) in 3-0 win @ Boston (12/12)...Scored game winning goal in 3-2 (OT) win vs. Calgary (11/13)...Had three point night (1+2) including power play goal in 4-0 win @ New Jersey (11/11)...Had first multi-point game as a Sabre with goal (PP) and assist vs. LA Kings (10/7)...Scored first goal as a Sabre in first game as a Sabre in 4-2 win vs. Chicago (10/5)...Games missed due to injury: 2...Multi-point games: 12...**2001 Playoffs:** Tied for third on team with four postseason goals...Scored goal in Game Seven vs. Pittsburgh (5/10)...Had assist on GWG in 3-2 (OT) win in Game Five vs. Pittsburgh (5/5)...Scored goal and had power play assist in 5-2 win in Game Four @ Pittsburgh (5/2)...Scored first two career playoff goals in series clinching 8-0 win vs. Philadelphia (4/21)...Recorded first career playoff point with assist in 4-2 (OT) win in Game Four vs. Philadelphia (4/17)...Played first career playoff game in 2-1 @ Philly in Game One (4/11)...Games missed due to injury this postseason: 0...Multi-point games: 2

DUMONT VS. NHL

Team	GP	G	A	TP	PIM
Anaheim	5	0	1	1	0
Atlanta	3	0	1	1	2
Boston	7	4	3	7	4
Buffalo	4	0	1	1	0
Calgary	5	2	0	2	2
Carolina	5	1	2	3	2
Chicago	2	2	0	2	2
Colorado	6	1	3	4	0
Columbus	1	0	0	0	0
Dallas	4	1	0	1	0
Detroit	6	3	3	6	4
Edmonton	5	1	0	1	2
Florida	5	1	0	1	2
Los Angeles	5	3	1	4	0
Minnesota	1	0	1	1	0
Montreal	6	1	2	3	2
Nashville	8	1	3	4	6
New Jersey	6	1	4	5	4
N.Y. Islanders	5	0	2	2	4
N.Y. Rangers	6	8	1	9	4
Ottawa	7	3	3	6	2
Philadelphia	5	0	0	0	4
Phoenix	2	2	0	2	0
Pittsburgh	7	1	1	2	10
San Jose	7	5	1	6	8
St. Louis	4	0	0	0	0
Tampa Bay	4	0	3	3	2
Toronto	7	0	1	1	0
Vancouver	7	1	4	5	6
Washington	6	0	1	1	10
NHL Totals	151	42	42	84	82

CAREER: 1999-00: Tallied 17 points in 13 games in Rochester (AHL) and led AHL in playoff goals (14)...Scored hat trick and had three assists in six-point game vs. Philadelphia (3/18)...Scored first goal as Amerk against Kentucky (3/15)...Acquired by Sabres along with Doug Gilmour on March 11, 2000 in exchange for Michal Grosek...Appeared in 47 Games with Chicago Blackhawks scoring ten goals and eight assists for 18 points...Also appeared in seven games with Cleveland (IHL) totaling five goals and two assists for seven points in seven games played...**1998-99:** Split time between Chicago (NHL), Portland (AHL) and Chicago (IHL)...In 50 games with Portland, recorded 46 points (32+14)...32 goals led all AHL rookies and he was named to Bauer AHL All-Rookie Team...Played in 1999 AHL First Union All-Star Classic...**1997-98:** Appeared in 55 games with Val d'Or (QMJHL) scoring 57 goals...**1996-97:** Had 108 points (44+64) in 62 games in Val d'Or.

PERSONAL: Signed multi-year contract September 6, 2001...Rights traded to Chicago from NY Islanders for Dmitri Nabokov, May 30, 1998...Originally NY Islanders first round pick in 1997 NHL entry draft.

LAST AMATEUR CLUB: Michigan State (CCHA)

HOW ACQUIRED: Signed as a free agent August 3, 2001.

2000-01: Recorded 18 wins, 12 losses and a 2.68 GAA in his only season with the Canucks...Recorded his 18th win of the season in 3-2 (OT) win vs. Los Angeles (4/5)...Stopped season high 37 shots in 2-2 tie vs. Detroit (3/13)...Made 24 saves in 3-2 (OT) win vs. St. Louis (3/2)...Made 27 saves in 6-5 OT win @ Edmonton (2/17)...Stopped 31 shots and recorded his 18th career shutout in a 0-0 tie vs. San Jose (2/8)...Won the January segment of the Molson Cup...Made 26 saves in 5-2 win @ Nashville (1/1)...Stopped 31 shots @ Edmonton (12/20)...Stoped 28 of 30 shots in 5-2 win vs. Edmonton (12/2)...Stopped 30 of 33 shots and recorded his sixth win of the season in 4-3 win @ St. Louis (11/21)...Improved his record as a Canuck to 4-0, in 6-2 won @ Dallas (10/25)...Played his first game as a Canuck, recording 4-3 (OT) win @ Florida (10/6).

ESSENSA VS. NHL

Team	GP	MIN	GA	SO	W	L	T	GAA
Ana.	9	386	18	0	1	4	0	2.80
Atl.	--	--	--	--	--	--	--	--
Bos.	9	464	18	1	4	3	1	2.33
Buf.	14	792	50	0	3	10	1	3.79
Cgy.	35	1974	104	1	12	15	5	3.16
Car.	12	622	40	0	7	3	0	3.86
Chi.	19	1020	56	1	8	9	0	3.29
Col.	17	801	52	0	5	8	1	3.90
Clb.	1	60	1	0	1	0	0	1.00
Dal.	27	1418	79	1	8	11	4	3.34
Det.	27	1413	78	0	7	13	3	3.31
Edm.	36	2057	115	4	19	15	1	3.35
Fla.	5	279	16	0	2	3	0	3.44
L.A.	30	1677	82	1	13	6	7	2.93
Min.	3	134	7	0	2	0	0	3.13
Mtl.	11	576	26	1	2	5	1	2.71
Nsh.	6	360	13	0	6	0	0	2.17
N.J.	11	580	31	1	5	3	2	3.21
N.Y.I.	12	642	35	0	4	6	1	3.27
N.Y.R.	12	681	35	0	3	7	1	3.08
Ott.	9	500	18	0	5	1	2	2.16
Phi.	9	520	34	1	3	5	1	3.92
Pho.	6	356	15	0	2	3	1	2.53
Pit.	13	748	35	1	4	6	2	2.81
StL.	22	1224	59	1	9	8	2	2.89
S.J.	18	1065	48	3	9	4	4	2.70
T.B.	6	325	12	0	6	0	0	2.22
Tor.	18	1043	61	0	7	6	3	3.51
Van.	28	1536	87	1	9	15	3	3.40
Wsh.	12	613	28	0	7	2	1	2.74
Totals	437	23865	1253	18	173	171	47	3.15

CAREER: 1999-00: Played his first season for Phoenix, playing 30 games and posting a record of 13 wins, 10 losses and 3 ties...Recorded a goals against average of 2.78 and a save percentage of .898, with one shutout...**1998-99:** In his 9th NHL season, played 39 games with the Edmonton Oilers, posting a 12-14-6 record with 2.75 GAA and a .901 save percentage...Had a season high 47 saves against Colorado on March 1, 1999...Went undefeated for a 6 game stretch (3-0-3) between January 7 to 21, 1999...Won 4 consecutive games from Oct 28/98 to Nov 4/98. **1997-98:** Nominated for Bill Masterton Memorial Trophy...Recorded his 125th NHL victory on December 5, 1997 versus Detroit...Recorded a career best 2.55 GAA and a 6-6-1 record. **1996-97:** Returned to the NHL after two seasons in the IHL...Recorded a 4-8-0 record with a 2.83 GAA in 19 games with Edmonton. **1995-96:** Played 45 games with Fort Wayne of the IHL...Posted a record of 24-14-5 and a 2.89 GAA...Played three games with Adirondack of the AHL, posting a 1-2-0 record with a 3.69 GAA. 1994-95: Played 16 games with San Diego of the IHL, posting a 6-8-1 record with a 3.39 GAA. **1993-94:** Played 56 games with Winnipeg, his 6th season, recording a 19-30-6 record with a 3.85 GAA...Traded to Detroit on March 8, 1993...Held several Jets records including games played (281), minutes (15, 671), wins (116), and shutouts (14)...Played 13 games with Detroit compiling a record of 4-7-2 with a 2.62 GAA...**1992-93:** Recorded a career high win 33 wins and 67 games played...**1991-92:** Won more than 20 games for the first time in his career...Led the NHL with 5 shutouts...Was named a finalist for the Vezina Trophy with a record of 21-17-6 and a 2.88 GAA...In a twelve game stretch between Nov 11 to Dec 8, compiled a record of 8-1-2 with a 1.82 GAA. **1990-91:** Went 19-24-6 in 55 games with a GAA of 3.15...Played in his 100th NHL game on Feb 24 versus Los Angeles...Was the 1990-91 Molson Cup Winner. **1989-90:** Named to the NHL All-Rookie team after a 18-9-5 record in 36 games. **1988-89:** Played in his first NHL game with Winnipeg on Feb 17, collecting his first victory...Posted a 6-8-3 record with a 3.70 GAA...Recorded his first career NHL shutout on Feb 26 versus Calgary.

PERSONAL: Spends his summers in Hilton Head, SC with his wife Jennifer and two boys, Josh and Ben...Enjoys playing golf...Wherever he has played he has been involved in the community...Enjoy's baseball and lists the Toronto Blue Jays as his favorite team.

CHRIS GRATTON

LAST AMATEUR CLUB: Kingston (OHL)

HOW ACQUIRED: Acquired from Tampa Bay on March 10, 2000, along with Lightning's second-round draft pick in 2001 in exchange for Brian Holzinger, Wayne Primeau, Cory Sarich and Buffalo's third-round pick in 2000.

2000-01: One of three Sabres to appear in all 82 regular season games...Tied for team lead with five game-winning goals...Assisted on game winning goal in 2-1 win vs. Washington (4/6)...Scored power play goal in 4-0 win vs. Atlanta (3/30)...Had two assists in 4-0 win @ Atlanta (3/26)...Played in 600th NHL/career game vs. Carolina (3/24)...Scored game-winning goal (on PP) in 3-2 win @ Washington (3/17)...Scored goal and assist on power play in 6-3 win vs. NY Rangers (3/14)...Had four game goal scoring streak (4+0) from @ Nashville (1/6) to @ Anaheim (1/12) ended in 3-1 win vs. Tampa Bay (1/16)...Scored goal and assisted on the other in 2-2 tie vs. Dallas (11/15)...Had six points (4+2) in six games from vs. Anaheim (10/20) to vs. Montreal (11/3)...Scored goal in four straight home games from vs. Anaheim (10/20) to vs. Montreal (11/3)...Had four game point streak (2+3=5) from vs. Anaheim (10/20) to vs. Toronto (10/27)...Registered two assists @ Detroit (10/21)....Scored game tying goal with eight seconds left in third period and won 14 of 21 face-offs vs. Anaheim (10/20)...Games missed due to injury: 0...Multi-point games: 6...**2001 Playoffs:** Led team in playoff goals (6) and was second in total points (10)...Set career playoff high in goals (6), assists (4) and points (10)...Had assist in Game Seven vs. Pittsburgh (5/10)...Scored power play goal in 3-2 (OT) win in Game Five vs. Pittsburgh (5/5)...Led team with five goals in ECQF vs. Philly...Scored two goals and had PP assist in series clinching 8-0 win in Game Six vs. Philadelphia (4/21)...Scored goal in 4-3 (OT) win vs. Philadelphia in Game Four (4/17)...Scored goal and had assist (both on PP) in Game Three vs. Philadlephia (4/16)...Had assist in 4-3 (OT) win in Game Two @ Philadelphia (4/14)...Scored game's first goal in 2-1 win in Game One @ Philadelphia (4/11)...Games missed to injury this postseason: 0...Multi-point games: 2.

CAREER: 1999-00: Had assist on Stu Barnes playoff clinching goal in 1-1 tie @ Washington (4/9)...Registered assist in 4-1 win vs. Montreal (3/20)...Had two assists (1 on PPG in 5-1 win @ Calgary (3/18)...Second assist marked 200th NHL/career assist...Had four-game point streak (2+4), including last game with Tampa Bay, snapped @ Vancouver (3/16)...Scored empty-net goal and added assist in 4-2 win vs. NY Islanders (3/12)...Marks first goal as Sabre...Appeared in first game as Sabre and recorded first point with assist on Maxim Afinogenov's goal (on PP) vs. Montreal (3/10)...Ranked second on Lightning in points (39) and assists (26)...Was named captain of Tampa Bay (11/12)...Returned @ Colorado (3/4) after missing seven games with bruised foot...Appeared in his 500th NHL game @ Washington (1/24)...Recorded the game-winning goal and assist vs. Carolina (12/10)...Had points in four consecutive games from 12/4-12/14 (2+4)...Scored goal and assist on game-tying goal @ Los Angeles (12/4)...Recorded two goals and four assists in three games from 11/20 to 11/24...Had four-game point streak from 10/27 to 11/3 (1+5)...Registered goal and two assists @ Buffalo (10/27)...Scored his 100th NHL goal, also his 200th Lightning point @ Buffalo (10/27)...**1998-99:** Played 26 games for Philadelphia and 52 games for the Lightning...Played his first game with the Lightning since 1996-97 at NY Islanders (12/12), recording assist...Ranked first on the team in assists (26) and shots (181)...Ranked second on team in points (34), penalty minutes (143), takeaways (60)...Tied for third in power play points (8) and tied for fifth in games played (78)...Played in every game in 1999 for the Lightning, 46 consecutive...Missed three games December 26-30 due to a suspension...Recorded three multiple-point games, against Phoenix on February 19 (1g-1a), against the NY Rangers on March 22 (1g-1a) and against Washington on April 3 (0g-2a)...Recorded a five-game point streak (1g-4a) from January 12-21, a four-game point streak (2g-3a) from April 3-10 and a three-game point streak (0g-3a) from March 4-8...Recorded at least one shot in 73 of 78 games this season, including 51 of 52 Lightning games...Tallied three-or-more shots 31 times this season, 22 times with the Lightning...Recorded a season-high six shots twice, once with Philadelphia against Vancouver on November 29 and once with the Lightning against Boston on April 8...With the Lightning, logged 20-or-more minutes of ice time nine times, logging a season-high 24:45 of ice time against Ottawa on April 5...With the Lightning, logged an average of 18:20 of ice time per game on an average of 21.06 shifts per game...Logged an average of 17:02 of ice time per game on an average of 19.66 shifts per game on the season...**1997-98:** His first season with Philadelphia, ranked second on the team in assists (40) and third in penalty minutes (159)...Set a career high with 40 assists and equaled a career high in points (62) that he set the year before...Was one of only five Philadelphia players to appear in all 82 games, marking the fourth time in his career he has done so...Recorded a seven-game point streak from March 10-22 (2g-7a) and a five-game assist streak from December 5-15...Appeared in his 300th NHL game at Montreal on October 11...Represented Canada in the World Championships, scoring a goal in four games. **1996-97:** Led the Lightning in points (62) and penalty minutes (201)...Set career highs in goals (30), assists (32), points and penalty minutes...Was one of only two NHL players to record at least 30 goals and 200 penalty minutes (Keith Tkachuk)...Was one of only two Lightning players (Zamuner) to appear in all 82 games ...Recorded a career-high eight-game point streak from December 31 - January 13 (4g-7a) ... Recorded his first career hattrick at Toronto on October 12...Represented Canada at the World Championships, recording five assists in 11 games...**1995-96:** Was one of only two Lightning players (Hamrlik) to play in all 82 games...Ranked second on the team in game-winning points (3g-7a) and tied for fourth in power play goals (6)...Appeared in his 200th NHL game at Hartford on March 18 and recorded his 100th NHL point at Philadelphia on March 13...**1994-95:** Ranked second on the team in assists (20)...Recorded a four-point game at Buffalo on March 19 (1g-3a)...Recorded a six-game point streak from February 7-19 (1g-5a)...Appeared in his 100th NHL game against the NY Rangers on February 20. **1993-94:** His first season in the NHL, played in all 84 games...Played in his first NHL game at New Jersey on October 6 and recorded his first NHL goal against Los Angeles on October 20...Was the youngest player in the NHL during the season...**1992-93:** Was named to the OHL's Third All-Star Team...Won the OHL's Top Draft Prospect Award and was runner-up for the CHL's Top Draft Prospect Award...Was a member of the Gold Medal-winning Team Canada at the World Junior Championships, scoring two goals and two assists in seven games. **1991-92:** Appeared in 62 games for Kingston in his first season of major junior hockey...Was named as the OHL's Rookie of the Year and was runner-up for CHL Rookie of the Year...Earned a spot on the OHL All-Rookie Team.

PERSONAL: Tampa Bay's first-round selection (third overall) in 1993 Entry Draft...Also played with Philadelphia.



GRATTON VS. NHL

Team	GP	G	A	TP	PIM
Anaheim	14	3	5	8	18
Atlanta	9	4	3	7	6
Boston	30	8	7	15	45
Buffalo	29	5	15	20	92
Calgary	13	4	5	9	13
Carolina	35	6	11	17	68
Chicago	10	3	3	6	13
Colorado	16	3	11	14	23
Columbus	1	0	0	0	2
Dallas	13	2	2	4	25
Detroit	13	1	5	6	12
Edmonton	13	2	7	9	17
Florida	37	6	11	17	101
Los Angeles	12	4	3	7	25
Minnesota	1	0	0	0	2
Montreal	33	6	10	16	44
Nashville	4	1	2	3	4
New Jersey	38	6	12	18	24
N.Y. Islanders	38	12	12	24	76
N.Y. Rangers	36	10	23	33	56
Ottawa	31	6	12	18	63
Philadelphia	29	4	11	15	51
Phoenix	11	4	4	8	8
Pittsburgh	31	5	8	13	68
San Jose	15	1	9	10	19
St. Louis	12	5	2	7	12
Tampa Bay	11	2	7	9	14
Toronto	22	8	3	11	57
Vancouver	14	4	6	10	14
Washington	37	6	14	20	86
NHL Totals	608	131	223	354	1058

LAST AMATEUR CLUB: Chicoutimi (QMJHL)

HOW ACQUIRED: Acquired by Sabres on March 19, 1996, from St. Louis in exchange for Charlie Huddy and seventh-round selection in 1996 NHL Entry Draft (Daniel Corso).

2000-01: Suffered season ending knee injury @ NY Islanders (1/27)...Scored first career power play goal vs. Boston (1/26)...Scored game winning goal (unassisted) with 7.9 seconds remaining in the third period of 1-0 win vs. Florida (1/19)...Scored first career shorthanded goal (GW) in 2-0 win @ NY Islanders (12/30)...Registered first career multi-point game and game winning goal with one goal and one assist @ Montreal (12/5)...Scored first goal of season (unassisted) in 3-0 win vs. NY Islanders (11/9)...Games missed due to injury: 33...Multi-point games: 1.

CAREER: 1999-00: Finished second on Rochester (AHL) with 58 points...Reassigned to Rochester (3/11)...Recalled and played vs. Montreal (3/10)...Reassigned to Rochester (1/23)...Appeared in game at Carolina (1/22) after being recalled same day from Rochester...Reassigned to Rochester (1/7)...Scored first NHL goal/point on first NHL shift on first NHL shot vs. New Jersey (1/6)...Recalled from Rochester (1/5)...**1998-99:** Finished seventh in regular season scoring (16+17=33) and tied for eighth in playoff scoring (3+4=7) for Rochester (AHL)...Recorded hat trick in 8-0 win vs. Hamilton (11/6)...**1997-98:** Spent season with Rochester (AHL)...Scored first professional goal, as well as first pro hat trick, in Rochester's game at Hamilton (10/17)...Had four multi-point games...**1996-97:** Tied for first on team in scoring (finishing second season before)...Finished 13th overall in QMJHL in regular-season scoring and fifth in playoffs.



HAMEL VS. NHL

Team	GP	G	A	TP	PIM
Anaheim	1	0	0	0	5
Atlanta	--	--	--	--	--
Boston	3	1	0	1	0
Calgary	1	0	0	0	0
Carolina	2	0	0	0	0
Chicago	1	0	0	0	0
Colorado	--	--	--	--	--
Columbus	1	0	0	0	0
Dallas	1	0	0	0	5
Detroit	1	0	0	0	0
Edmonton	--	--	--	--	--
Florida	2	2	0	2	0
Los Angeles	1	0	0	0	2
Minnesota	1	1	0	1	0
Montreal	3	1	1	2	0
Nashville	1	0	0	0	2
New Jersey	3	1	0	1	0
N.Y. Islanders	3	2	0	2	0
N.Y. Rangers	2	0	0	0	0
Ottawa	2	0	0	0	0
Philadelphia	2	0	0	0	2
Phoenix	--	--	--	--	--
Pittsburgh	3	0	1	1	2
San Jose	2	0	0	0	0
St. Louis	1	0	0	0	0
Tampa Bay	1	0	0	0	0
Toronto	3	1	0	1	2
Vancouver	1	0	0	0	0
Washington	2	0	1	1	2
NHL Totals	44	9	3	12	22

PERSONAL: Re-signed with Sabres September 7, 2001... St. Louis' sixth-round choice (153rd overall) in 1995 NHL Entry Draft.

LAST AMATEUR CLUB: Moncton (QMJHL)

HOW ACQUIRED: Buffalo's first-round choice (18th overall) in 1998 Entry Draft.

2000-01: Won Fred T. Hunt Award as Sabres outstanding rookie...Finished 12th in rookie assists (18) and tied for 19th in rookie points (22)...Had PP assist in 2-1 win vs. Washington (4/6)...Scored goal in 3-0 win vs. Toronto (3/20)...Recorded two assists (one on GW/PPG) in 3-2 in @ Washington (3/17)...Scored first career even strength goal (3rd of season) vs. Montreal (2/11)...Assisted on Maxim Afinogenov's GW goal in 2-1 (OT) win vs. NY Islanders (2/7)...Had assist on Alexei Zhitnik's power play goal in 3-3 tie vs. Toronto (1/5)...Scored first NHL goal on power play and had assist in Sabres 5-4 victory vs. Montreal (11/3)...Scored first NHL point with an assist on J.P. Dumont's goal in 4-2 win vs. Chicago (10/5)...Games missed due to injury: 0...Multi-point games: 3...**2001 Playoffs:** Finished second among all rookies with +5 plus/minus rating in playoffs...Had assist in series clinching 8-0 win in Game Six vs.Philadelphia (4/21)...Played in first career playoff game, assisting on GW goal in 2-1 win in Game One @ Philadelphia (4/11)...Games missed to injury this postseason: 0...Multi-point games: 0

CAREER: 1999-00: Selected to the AHL All-Rookie team (4/5)...Reassigned to Rochester (2/22)...Saw action in 4-1 win vs. Los Angeles (2/19)...Recalled from Rochester (2/18)...Reassigned to Rochester (1/9)...Appeared in first NHL game and was +1 vs. Atlanta (1/4)...Recalled from Rochester (1/4)...**1998-1999:** Played in first professional game with Rochester (4/7)...Saw action in seven playoff games with Rochester (AHL)...Scored 25 points (7+18) with Moncton (QMJHL)...**1997-98**: Appeared in 26 games with Traktor (Russia).

KALININ VS. NHL

Team	GP	G	A	TP	PIM
Anaheim	2	0	0	0	0
Atlanta	5	0	0	0	2
Boston	4	0	0	0	0
Calgary	1	0	0	0	0
Carolina	4	1	2	3	0
Chicago	2	0	1	1	0
Colorado	1	0	0	0	0
Columbus	1	0	0	0	0
Dallas	2	0	0	0	2
Detroit	1	0	0	0	2
Edmonton	2	0	1	1	0
Florida	4	0	3	3	2
Los Angeles	3	0	0	0	2
Minnesota	1	0	0	0	0
Montreal	5	2	1	3	2
Nashville	1	0	0	0	0
New Jersey	6	0	1	1	8
N.Y. Islanders	4	0	1	1	2
N.Y. Rangers	3	0	0	0	0
Ottawa	5	0	1	1	2
Philadelphia	4	0	0	0	4
Phoenix	1	0	0	0	2
Pittsburgh	4	0	2	2	0
San Jose	2	0	0	0	4
St. Louis	1	0	1	1	0
Tampa Bay	3	0	0	0	2
Toronto	5	1	1	2	4
Vancouver	2	0	0	0	0
Washington	4	0	3	3	2
NHL Totals	83	4	18	22	42

VYACHESLAV KOZLOV

LAST AMATEUR CLUB: Central Red Army (Russia)
HOW ACQUIRED: Acquired on July 1, 2001 in exchange for Dominik Hasek and future considerations.
2000-01: Recorded 20 goals for the sixth time in his NHL career...Had power play goal in 4-3 win vs. Colorado (4/7)...Scored goal in 4-0 win vs. Atlanta (4/5)...Scored 200th career goal (GW) on Guy Hebert in 6-0 win @ NY Rangers (3/24) ...Played in 600th career NHL game and scored goal in 4-2 win vs. Minnesota (3/22)...Had two assists @ Colorado (3/17)...Scored game-tying goal in 2-2 tie vs. Vancouver (3/13)...Had assist in 2-2 tie @ St. Louis (3/10)...Had assist @ Vancouver (3/6)...Missed three games (vs. Phoenix 2/25 to @ Phoenix (3/2) with stiff neck and back...Had goal and assist in 7-3 win @ Chicago (2/21)...Had goal and assist in 3-3 tie @ Nashville (2/20)...Scored two goals including game winner in 4-2 win vs. Columbus (2/16)...Had assist in 2-2 tie @ Toronto (2/10)...Had two assists in 3-2 @ San Jose (1/15)...Had assist on game winning goal in 2-1 (OT) win vs. Anaheim (12/22)...Had assist @ St. Louis (12/16)...Scored power play goal vs. Pittsburgh (12/10)...Had goal in 5-1 win vs. Pittsburgh (12/8)...Had four game point streak (3+2=5) (including game-winning goals in back-to-back games @ Atlanta 11/29 and @ Florida (12/1) from @ NY Islanders (11/25) to @ Florida (12/1)...Scored goal in 6-3 win vs. Nashville (11/20)...Scored power play goal @ Nashville (11/18)...Scored game-winning goal (on PP) and added assist in 4-2 win @ Phoenix (11/8)...Scored two goals in 4-2 win @ Montreal (11/1)...Had assist in 2-1 win vs. St. Louis (10/17)...Scored goal in 4-3 win @ Calgary (10/5)...Played in all six of Detroit's first round playoff series vs. Los Angeles scoring a club playoff high of four goals...Two came on the man-advantage tying him for most club playoff power play goals with Steve Duchesne and Pat Verbeek.
CAREER: 1999-00: Scored four power play goals and assisted on four others...Three game winning goals and added one in the post season...Currently holds franchise record for most game winning goals in the playoffs (12)...500th career game 1/4/2000 vs. Phoenix...Had two, two-goal games (one was three point effort 11/15/99 vs. Anaheim (2+1=3)....Has scored 42 playoff goals, including 12 game-winners in his last eight seasons....**1998-99:** Tied with Steve Yzerman for second-most Detroit goals (29)....Nine goals were first of the game....400th career game 11/16/98 at Calgary....Tallied career points 299 and 300 1/12/99 vs. Montreal....Third career hat trick 2/21/99 at Buffalo....Tallied 20 goals and 20 assists for 40 points in final 36 games of season....**1997-98:** Finished fourth in team points and second in goals scored....Compiled three four-game point streaks....In 1998 Stanley Cup Playoffs, scored 14 points (6-8_14) in all 22 games....Four of six goals were game-winners, tying club record....Was plus-3, scoring game-winner and adding assist 4/30/98 in 3-1 win over Phoenix in Round 1, Game 5....Had game-winning goals in Games 1 and 4 of Western Conference Finals vs. Dallas....**1996-97:** Finished third on team in goals and tied for second in game-winning goals....In 1997 Stanley Cup Playoffs, scored game-winning, power-play goal in triple OT 5/4/97 vs. Anaheim in Round 2, Game 2....Posted two, two-goal games in playoffs....Posted three-point game 5/6/97 at Anaheim in Round 2, Game 3....**1995-96:** Tied for second on team in goals and fourth in scoring....Only Red Wing to play full 82-games....Posted four straight two-point performances 1/27-2/6/96....Second career five-point performance 2/13/96 vs. Los Angeles (2-3-5)....**1995:** Tied for third on team in playoff goals (9)....Tied club playoff record with four GWGs....Clinched Western Conference title with GWG at 2:25 of second OT 6/11/95 in Game 5 vs. Chicago for first career playoff OTG....100th NHL point with goal 5/14/95 vs. LA....**1993-94:** First NHL hat trick in five-point outing (3-2_5) 1/6/94 at San Jose....Career-high eight-game point streak (11/20_12/3/93, 8-4_12)....First career OTG 11/20/93 at New Jersey.... **1992-93:** First career goal 10/8/92 at Los Angeles....**1991-92:** Two assists in NHL debut 3/12/92 at St. Louis....First career point came on first shift on Sergei Fedorov goal at 1:37 of first period.....Other: **1989-90** Rookie of Year in Soviet Elite League....Starred in 1989, '90 World Junior Championships....Helped Soviets win gold in 1990 Goodwill Games in Seattle....World Championships in 1991, '94....1991 Canada Cup.
PERSONAL: Won two Stanley Cup Championships (1996, 1997) while with Detroit.



KOZLOV VS. NHL

Team	GP	G	A	TP	PIM
Anaheim	29	10	11	21	16
Atlanta	3	3	0	3	0
Boston	11	6	1	7	2
Buffalo	12	4	3	7	2
Calgary	33	9	10	19	35
Carolina	13	5	5	10	2
Chicago	44	11	16	27	34
Colorado	24	5	8	13	16
Columbus	3	2	0	2	0
Dallas	41	14	12	26	39
Detroit	--	--	--	--	--
Edmonton	32	10	11	21	14
Florida	13	4	4	8	0
Los Angeles	31	11	13	24	8
Minnesota	4	1	0	1	0
Montreal	11	10	5	15	4
Nashville	15	6	4	10	14
New Jersey	13	6	5	11	10
N.Y. Islanders	14	6	8	14	4
N.Y. Rangers	14	2	6	8	4
Ottawa	11	1	1	2	8
Philadelphia	12	6	2	8	10
Phoenix	37	18	18	36	32
Pittsburgh	13	5	3	8	12
San Jose	34	11	10	21	18
St. Louis	44	10	21	31	28
Tampa Bay	16	5	8	13	10
Toronto	36	8	15	23	18
Vancouver	33	10	12	22	28
Washington	11	3	1	4	8
NHL Totals	607	202	213	415	376

JAY MCKEE

LAST AMATEUR CLUB: Niagara Falls (OHL)

HOW ACQUIRED: Selected in first round (14th overall) of 1995 NHL Entry Draft with pick acquired on July 8, 1995, by Buffalo from Vancouver along with Michael Peca and Mike Wilson in exchange for Alexander Mogilny and Buffalo's 1995 fifth-round pick (Todd Norman).

2000-01: Had shorthanded assist in 5-3 win @ Florida (4/2)...Returned to lineup vs. Carolina (3/24) after missing three games with hand injury...Recorded assist in 6-3 win vs. NY Rangers (3/14)...Had assist in 3-2 (OT) win @ Colorado (3/3)...Was assessed career high 21 PIM in 2-0 win vs. Ottawa (2/19)...Had assist @ Atlanta (2/13)...Scored first goal of season in 6-3 win @ NY Rangers (2/6)...Took shot that Stu Barnes tipped in for shorthanded goal vs. Tampa Bay (1/16)...Assisted on Dave Andreychuk's goal in 3-3 tie vs. Toronto (1/5)....Registered first point of season with assist @ NY Rangers (12/8)...Games missed due to injury: 8...Multi-point games: 0...**2001 Playoffs:** Missed final five postseason games with concussion suffered in Game Two vs. Pittsburgh (4/28)...Scored first career playoff goal in overtime of 4-3 (OT) win in Game Two @ Philadelphia (4/14)...Games missed due to injury this postseason: 5...Multi-point games: 0

CAREER: 1999-00: Set career highs in goals with five and points with 17...Finished fifth in blocked shots in the NHL with 170...Blocked five shots in 3-2 win vs. Toronto (4/3) followed by three blocks @ New Jersey (4/6)...Had three-game point streak (3+1) snapped vs. Carolina (3/31) after scoring goal in three straight games with 5-1 win @ Carolina (3/27)...Scored first career game-winning goal with 2:08 remaining in third period and blocking five shots in 4-2 win vs. Calgary (3/23)...Scored goal and added assist in 4-1 win vs. Montreal (3/20) setting career marks goals (3) and points (15)...Was third multi-point game of season and seventh of career...Scored Sabres first goal in 4-2 win vs. NY Islanders (3/12)...Registered assist on Erik Rasmussen's game-winning goal in 5-2 win @ Florida (2/28)...Returned to action vs. Atlanta (1/4) after missing previous game @ Toronto (1/3) with flu...Assisted on Dixon Ward's short handed goal in 3-1 win @ NY Rangers (12/21)...Appeared in 200th NHL/career game in 3-1 win vs. Philadelphia (12/14)...Had two assists, including the lone assist on Michal Grosek's overtime-winner in 3-2 win @ Tampa Bay (11/28)...Scored goal and added assist in 6-2 win vs. Boston (11/10)...Goal was first since 10/31/97 @ Carolina and first power-play goal of career...Had assist on Curtis Brown's overtime goal in 5-4 win @ Chicago (11/4)...Recorded seven shots in 3-2 OT win vs. Florida (10/29)...Had two-game point streak (0+2=2) from @ Philadelphia (10/17) to vs. Nashville (10/20)...Recorded assist @ Philadelphia (10/17)...First point since short-handed assist vs. Montreal (12/18/98)...Signed multi-year deal (10/9/99)...Games missed due to injury: 0...Multi-point games: 3...**1998-99:** Returned to action at N.Y. Rangers (3/19) after missing two games with flu...Returned to action at Vancouver (2/28) after missing six games with bruised foot suffered vs. N.Y. Islanders (2/13)...On I.R. list (2/13/99 to 2/27/99)...Set career high for PIM in one game with 20 (2 maj., 1 misc.) vs. Carolina (12/19)...Assisted on Dixon Ward's (R/LW) short-handed goal vs. Montreal (12/18)...Was +3 in 4-1 win at Boston (12/12)...Tied career high for points and assists in one game with two assists at Tampa Bay (11/29)...Marked first multi-point game of season (4th of career)...Was +3 in 4-2 win vs. N.Y. Rangers (11/25)...Returned to post assist vs. Boston (11/3) after missing one game with bruised hand suffered vs. Toronto (10/30)...1999 Playoffs: Tied for first in NHL in plus/minus with +13 rating...Recorded first point (assist on ENG) of postseason career and was +2 in 3-1 win in Game Two at Boston (5/9)...**1997-98:** Registered two assists (on PP) at Carolina (10/15)...Credited with assist on both goals in 2-2 tie at Los Angeles (1/8), including off-ice assist on Dixon Ward's (LW) short-handed, game-tying goal...Tied career high for points in game (0+2=2, vs. Fla. 11/11/96; at Car. 10/15/97) and marked second multi-point game of season...Missed two games with stomach contusion suffered at Detroit (3/29)...Played in 100th Sabres/NHL game in season finale vs. Ottawa (4/19)...Recalled from AHL affiliate Rochester (12/31)...Reassigned to Rochester (12/28) after recall (12/27)...Reassigned to Rochester (12/24) after recall (12/23)...Originally assigned to Rochester (12/2)...**1996-97:** Scored first career goal at Florida (3/22)...During two-week conditioning assignment in Rochester (2/13 to 2/24), recorded two goals and five assists for seven points to go with four penalty minutes...Had first career multi-point game (2 assists) vs. Florida (11/11)...Changed number after having worn 38 in only prior game experience with Buffalo...Appeared in first career playoff game vs. Ottawa (4/19)...**1995-96:** Made NHL debut (at age of 18) vs. Ottawa (4/10), registering first NHL point (assist)...Named to OHL All-Star Second Team...**1994-95:** Chosen as Niagara Falls' Top defenseman (served as assistant captain that year)...Voted as Top Bodychecker in OHL's Central Division by OHL Coaches...**1993-94:** Was captain for Team Ontario Under-17 at World Challenge.

PERSONAL: Married summer of 2000 to wife, Nicole...Took part in try-outs for Canadian Olympic Hockey Team in September 2001.

MCKEE VS. NHL

Team	GP	G	A	TP	PIM
Anaheim	9	0	1	1	8
Atlanta	7	0	1	1	8
Boston	19	1	5	6	12
Calgary	7	1	1	2	10
Carolina	16	2	3	5	28
Chicago	9	0	1	1	2
Colorado	9	0	3	3	14
Columbus	1	0	0	0	0
Dallas	6	0	0	0	2
Detroit	5	0	0	0	4
Edmonton	7	0	0	0	4
Florida	20	1	4	5	25
Los Angeles	7	0	2	2	2
Minnesota	1	0	0	0	0
Montreal	19	1	2	3	15
Nashville	5	0	1	1	4
New Jersey	14	0	0	0	12
N.Y. Islanders	15	1	2	3	10
N.Y. Rangers	16	1	5	6	4
Ottawa	23	0	2	2	47
Philadelphia	15	0	2	2	21
Phoenix	7	0	0	0	2
Pittsburgh	17	0	3	3	4
San Jose	6	0	1	1	4
St. Louis	7	0	1	1	2
Tampa Bay	17	0	6	6	6
Toronto	15	0	3	3	6
Vancouver	9	0	1	1	8
Washington	16	0	1	1	16
NHL Totals	324	8	51	59	280

LAST AMATEUR CLUB: Canada (National Team)
HOW ACQUIRED: Agreed to terms with Sabres on October 7, 1998, as unrestricted free agent from Calgary.



2000-01: Finished season one point shy of becoming just the 14th defenseman in NHL history to play in 1100 games and record 600 career points...Appeared in 1100th career game vs. Philadelphia (4/8)...Scored goal vs. Boston (4/4)...Scored goal in 4-0 win vs. Atlanta (3/30)...Scored power play goal in first period @ Carolina (12/15)...Scored first goal of the season, assisted on game winner and was +3 in 3-2 win @ Montreal (12/5)...Had five assists in five games after missing first five games of season with shoulder injury suffered in preseason...Had two assists and was +2 in 3-1 victory @ Chicago (10/28)...Assisted on two goals in 4-1 win vs. Carolina (10/25)...Games missed due to injury: 5...Multi-point games: 3...**2001 Playoffs:** Scored empty net goal and had assist in 4-1 win in Game Three @ Pittsburgh (4/30)...Recorded assist in series clinching 8-0 win in Game Six vs. Philadelphia (4/21)...Games missed due to injury this postseason: 0...Multi-point games: 1

CAREER: **1999-00:** Nominated for the Bill Masterton Memorial Trophy by the Buffalo chapter of the Professional Hockey Writers' Association for perseverance, sportsmanship and dedication to the game of hockey...Won Sabres' Tim Horton Memorial Award (unsung hero)...Set career mark with three game-winning goals...Had two-game goal streak snapped @ Vancouver (3/16) after recording score in 100th game as Sabre @ San Jose (3/15)...Scored career-high third game-winning goal of season in 4-2 win vs. NY Islanders (3/12)...Returned to action vs. NY Rangers (2/25) after missing two games with back spasms suffered vs. Vancouver (2/17)...Had assist on Jason Woolley's OT-winner in 2-1 win @ Nashville (2/10)...Scored second game-winning goal of season in 1-0 win vs. Ottawa (1/28)...Scored goal @ Toronto (1/3)...Became only the 144th player in NHL history to play in 1,000 career game with appearance vs. NY Rangers (12/4)...Only the fifth to play their 1,000th game in a Sabre uniform (Perreault, C. Ramsay, D. Lever, C. Huddy)...Earned the game's first star by recording unassisted game-winning goal with 5:13 remaining in third period and added assist in 4-3 win vs. Tampa Bay (10/27)...Recorded two assists (including 1 on GWG) in 7-3 win vs. Carolina (10/22)...Signed multi-year contract (8/2)...Games missed due to injury: 2...Multi-point games: 2...**1998-99:** Recorded assist (on GTG) in 1-1 tie at Ottawa (4/10)...Returned to action at Vancouver (2/28) after missing one game with mild concussion suffered at Calgary (2/24)...Tallied two assists in 4-2 win vs. San Jose (2/19)...Recorded first goal as Sabre and added assist (on GWG) in 3-2 win vs. Carolina (2/15)...Was first multi-point game since three assists with Calgary vs. Pittsburgh (2/29/96)...Was +3 and recorded first point with Sabres (assist) in 4-1 win vs. Toronto (11/20)...Returned vs. Washington (10/23) after missing three games with pinched nerve in neck suffered in season opener against Stars (10/10)...Played in first game with Sabres at Dallas (10/10)... **1997-98:** Played fourth full season with Calgary...Returned to lineup at St. Louis (12/6) after missing nine games due to injury...Scored deciding goal in 5-2 win vs. Vancouver (1/24)...Posted three-game point streak (1+2=3; 2/3 to 2/7)...Following regular season joined Team Canada at 1998 IIHF World Championships...**1996-97:** Played in third full season with Flames...Scored first goal of season vs. Buffalo (10/6)...Missed total of 63 games due to injury...Suffered knee injury (ACL) at N.Y. Islanders (12/3), and underwent surgery (12/12)...**1995-96:** Led all Flames defensemen in assists and points (3+32=35)...Played 80 consecutive games, longest games played streak of Flames career...Switched from jersey #5 to #3 at beginning of season...Recorded 400th NHL assist vs. Edmonton (11/14)...Played in 800th NHL career game at San Jose (11/29)...**1994-95:** Recorded 500th point (assist) of NHL career at Detroit (1/22)...**1993-94:** Acquired by Calgary in trade with Hartford on March 10, 1994, along with Michael Nylander and Zarley Zalapski in exchange for Ted Drury, Paul Ranheim and Gary Sutter...Played in first game with Calgary vs. Florida (3/11)...Scored first career Flames goal at Detroit (4/2)...Played in 700th career NHL game vs. Montreal (1/26)...Obtained by Hartford along with Darren Turcotte from N.Y. Rangers on November 2, 1993, in exchange for Nick Kypreos, Steve Larmer, Barry Richter and Hartford's 1994 sixth-round choice...Finished Rangers career in sixth place on team's all-time assist list (363), and 10th place in both points (467) and games played (671)...Career point total with Rangers (104+363=467) ranked as second-highest scoring defensemen in franchise history (behind Ron Greschner)...**1992-93:** Scored 100th goal of NHL career at Tampa Bay (12/11), becoming second defenseman in Rangers history to hit 100-goal mark...**1991-92:** Plus/minus rating (+34) led Rangers and ranked fourth among all NHL players...Set career highs with 57 assists and 71 points (14+57=71)...Appeared in 600th game of NHL career vs. New Jersey (3/22)...**1990-91:** Saw action in 500th game of NHL career vs. Chicago (1/17)...**1989-90:** Led all Rangers defensemen in scoring with 57 points (14+43=57) in 73 games...Recorded 11 points (3+8=11) in only ten games during 1990 playoffs...**1987-88:** Scored career-high 17 goals and led all Ranger players with +16 rating...**1983-84:** Played with Canadian National Team in preparation for 1984 Winter Olympics...Recorded three points (0+3=3) in eight games during 1984 Winter Olympics...Played in first NHL game with Rangers vs. Minnesota (3/7)...Scored first NHL goal with Rangers vs. Philadelphia (3/17)...**1981-82:** Led University of North Dakota (WCHA) to NCAA Championship...Was named WCHA Rookie of the Year with North Dakota...Originally N.Y. Rangers first choice (9th overall) in 1981 Entry Draft...Represented Team Canada on both 1984 and 1987 Canada Cup (gold medal) teams.

PERSONAL: James and wife, Deborah, have two daughters, Brenna and Quinn...Agreed to terms on new contract June 26, 2001...Father Steve Sr., played pro football with Winnipeg Blue Bombers of CFL, and later became member of Manitoba parliament.

PATRICK VS. NHL

Team	GP	G	A	TP	PIM
Anaheim	21	0	3	3	14
Atlanta	7	1	1	2	4
Boston	41	4	12	16	26
Buffalo	31	6	14	20	25
Calgary	30	6	21	27	16
Carolina	39	6	16	22	18
Chicago	39	6	20	26	28
Colorado	39	7	14	21	14
Columbus	1	0	0	0	0
Dallas	41	2	16	18	30
Detroit	44	6	15	21	27
Edmonton	41	3	19	22	16
Florida	16	0	2	2	2
Los Angeles	45	1	20	21	18
Minnesota	--	--	--	--	--
Montreal	42	5	10	15	16
Nashville	4	0	1	1	2
New Jersey	72	16	31	47	46
N.Y. Islanders	74	15	42	57	71
N.Y. Rangers	18	2	5	7	12
Ottawa	21	2	7	9	6
Philadelphia	74	12	31	43	70
Phoenix	41	3	20	23	26
Pittsburgh	73	7	39	46	63
San Jose	24	1	12	13	14
St. Louis	42	2	16	18	37
Tampa Bay	16	4	8	12	6
Toronto	47	4	22	26	18
Vancouver	45	8	15	23	29
Washington	72	7	31	38	51
NHL Totals	1100	136	463	599	705

TAYLOR PYATT

LAST AMATEUR CLUB: Sudbury (OHL)

HOW ACQUIRED: In a trade June 24, 2001 along with Tim Connolly in exchange for Michael Peca.

2000-01: Appeared in 78 games with the Islanders scoring four goals and 14 assist for 18 points in his rookie season...Had assist vs. Boston (4/7)...Registered assist in 4-1 win vs. Pittsburgh (4/2)...Recorded an assist at Boston (3/31)...Had assist vs. the Rangers (3/29)...Tallied assist at Pittsburgh (2/25)...Notched a helper vs. Philadelphia (2/9)...Recorded an assist and was +2 in 3-2 win @ NY Rangers (1/26)...Recorded an assist in 6-5 win vs. Pittsburgh (1/13)...Had assist at New Jersey (1/4)...Scored first career power play goal vs. Columbus (12/23)...Scored game-winning goal and was +1 in 2-1 win vs. Carolina (12/19)...Had assist on game-winning goal vs. Toronto (12/15)...Scored his first NHL goal (Dan Cloutier), the game winner, vs. Tampa Bay (11/27)...Had assist at San Jose (11/18)...Recorded his first NHL point with an assist in 2-1 win vs. Montreal (10/27)...Dressed but did not play at Washington (10/21)...Made his NHL debut at Tampa Bay (10/6).

CAREER: 1999-00: Finished third on Sudbury in goals (40), assists (49) and points (89) and second in power play goals (9) and game-winning goals (3)...Led OHL in plus/minus with +47...Voted First Team OHL All-Star in a postseason coaches poll...Named OHL Player of the Week for week ending March 5.



PYATT VS. NHL

Team	GP	G	A	TP	PIM
Anaheim	2	0	0	0	0
Atlanta	4	0	0	0	8
Boston	4	0	1	1	2
Buffalo	4	0	0	0	0
Calgary	1	0	0	0	0
Carolina	4	1	0	1	0
Chicago	1	0	0	0	0
Colorado	1	0	0	0	0
Columbus	2	1	0	1	4
Dallas	2	0	0	0	0
Detroit	1	0	0	0	2
Edmonton	1	0	0	0	0
Florida	4	0	1	1	2
Los Angeles	1	0	0	0	2
Minnesota	2	0	0	0	0
Montreal	4	0	1	1	0
Nashville	1	0	1	1	0
New Jersey	5	0	1	1	2
N.Y. Islanders	--	--	--	--	--
N.Y. Rangers	5	0	2	2	2
Ottawa	4	0	1	1	0
Philadelphia	5	0	1	1	2
Phoenix	2	0	0	0	0
Pittsburgh	5	0	3	3	5
San Jose	2	0	1	1	4
St. Louis	1	0	0	0	2
Tampa Bay	3	1	0	1	0
Toronto	4	1	1	2	2
Vancouver	1	0	0	0	0
Washington	2	0	0	0	0
NHL Totals	78	4	14	18	39

ERIK RASMUSSEN

LAST AMATEUR CLUB: University of Minnesota (WCHA)
HOW ACQUIRED: Buffalo's first-round choice (7th overall) in 1996 NHL Entry Draft.

2000-01: Set new career highs in games played (82), goals (12) assists (19), points (31) and game-winning goals (3)...Led team with career high 207 hits...Was one of only three players to appear in all 82 regular season games...Had an assist vs. Boston (4/4)...Scored goal in 5-3 win @ Florida (4/2)...Recorded a goal and assist in 3-1 win vs. Carolina (3/24)...Had two assists in 6-3 win vs. NY Rangers (3/14)...Assisted on Maxim Afinogenov's overtime goals in back-to-back 2-1 wins @ Ottawa (2/10) and vs. NY Islanders (2/7)...Set new career high for assists in one season with helper in 6-3 win @ NY Rangers (2/6)...Established career high for goals in one season with goal @ Florida (1/31)...Set new career high for points in one season with goal vs. Columbus (1/23)...Previous season high point total (8+6=14) set last season...Scored game winning goal and had assist in 3-2 win vs. Florida (12/16)...Tied career high with 2 points (1+1) including power play goal in 5-2 win vs. New Jersey (12/7)...Scored third career game winner in 2-1 win vs. Toronto (10/27)...Games missed sue to injury...0...Multi-point games: 6...2001 Playoffs: Missed entire Eastern Conference Semifinals series vs. Pittsburgh due to injury...Returned in series clinching 8-0 win in Game Six vs. Philadelphia (4/21) after missing games three through five with shoulder injury, suffered in OT of Game Two...Injured shoulder but returned to ice and assisted on Jay McKee's OT goal in 4-3 win in Game Two @ Philadelphia (4/14)...Games missed due to injury this postseason: 10...Multi-point games: 0.

CAREER: 1999-00: Returned to action @ Carolina (3/27) after missing previous game vs. Calgary (3/23) with back spasms... Missed previous game vs. Calgary (3/23) with back spasms...Had assist (on PP) in 2-1 OT win vs. Boston (3/8)... Recorded four hits in 3-3 tie @ NY Rangers (3/1)...Scored goal (GWG) in 5-2 win @ Florida (2/28)...Assisted on Michael Peca's GWG in 2-1 win vs. Tampa Bay (1/25)...Had assist, five hits and was +1 @ Carolina (1/22)...Scored goal in 7-4 win @ Ottawa (1/8)...Scored two goals and was first star in 8-1 win vs. Toronto (1/1)...Second two-goal game of season and fourth muti-point game of career...Returned to lineup but did not play @ NY Islanders (12/18) after missing previous five games with bruised hand suffered vs. NY Rangers (12/4)...Had two-game point streak (1+1=2) from 11/6 vs. NY Islanders to 11/10 vs. Boston, tying longest streak of career...Scored Sabres first goal in 6-2 win vs. Boston (11/10)...Assigned to Rochester (11/3) and recalled on (11/4) to make room on roster for (D) Mike Hurlbut with injury to (D) Jason Woolley...Recorded first multi-goal game with two goals, including first career game-winner, in 7-3 win vs. Carolina (10/22)...Was third career multi-point game...Scored first goal of season in 5-2 loss at Philadelphia (10/17)...Games missed due to injury: 6...Multi-point games: 2...**1998-99:** Saw action at C, LW and RW this season...Returned to action at Boston (4/17) after missing game vs. New Jersey (4/14) with bruised foot suffered at Philadelphia (4/13)...Had goal and assist in 2-2 tie at Philadelphia (4/13)...Marked second multi-point game of season (2nd of career)...Recalled from AHL affiliate Rochester and played same day at Ottawa (4/10) after being reassigned (3/1)...Reassigned to Rochester (2/8) and recalled (2/13)...Recalled from Rochester (1/25) after being reassigned (1/20)...Scored second goal of season in 7-1 win vs. Calgary (1/2)...Assisted on deciding goal and then scored into empty net (1st ENG of career) in 3-1 win at Nashville (12/5), marking first multi-point game of career...Recalled from Rochester and played same day at Tampa Bay (11/29) after being reassigned (11/15)...Set career high for PIM in game with 15 (1 major, 1 misconduct) vs. Ottawa (11/10)...First recall from Rochester (11/5)...Originally assigned to Rochester prior to season (10/9)...1999 Playoffs: Scored series-clinching GWG in 4-2 win in Game Five at Toronto (5/31)...Had at least one assist (0+4=4) in three consecutive playoff games (5/16/99 to 5/23/99)...Recorded pair of assists in 5-4 win in Game One at Toronto (5/23), including one on Geoff Sanderson's game-winning goal...Assisted on series-winning goal in 3-2 victory in Game Six vs. Boston (5/18)...Scored first goal of playoff career in 4-3 win in Game Four vs. Ottawa (4/27)...**1997-98:** Played in first regular-season NHL game at St. Louis (10/1)...Scored first goal of career at 4:26 mark of first period at Washington (10/3)...Recorded first assist of career at New Jersey (10/11)...Suffered shoulder injury at Phoenix (10/26) and missed game at Colorado (10/28)...Spent most of season with Rochester (AHL), collecting 23 points (9+14)...Had two multi-point games...Rated 12th best prospect by The Hockey News in 1998 "Future Watch" rankings...**1996-97:** Rated as third overall NHL-affiliated prospect in March 7 issue of The Hockey News...Selected as one of captains of silver medal-winning Team USA at IIHF World Junior Championships...Tied for second among players in that tournament in scoring (4+5=9 in 6 games)...Recorded second career hat trick in 4-3 defeat of No. 1 ranked Michigan (11/29)...**1995-96:** Played for Team USA at World Junior Championships in Massachusetts...Scored 34 points in last 19 games of freshman year...Named to All-WCHA Rookie team following season.

RASMUSSEN VS. NHL

Team	GP	G	A	TP	PIM
Anaheim	6	1	2	3	4
Atlanta	8	0	3	3	2
Boston	13	1	2	3	19
Calgary	5	1	0	1	2
Carolina	12	4	4	8	4
Chicago	3	0	1	1	0
Colorado	3	0	0	0	2
Columbus	1	1	0	1	0
Dallas	4	0	0	0	0
Detroit	4	0	0	0	0
Edmonton	5	0	2	2	4
Florida	10	4	1	5	2
Los Angeles	5	0	0	0	4
Minnesota	1	0	0	0	0
Montreal	12	0	0	0	6
Nashville	5	1	1	2	2
New Jersey	11	1	2	3	8
N.Y. Islanders	10	1	3	4	4
N.Y. Rangers	8	0	4	4	2
Ottawa	13	2	3	5	21
Philadelphia	10	2	1	3	2
Phoenix	4	0	0	0	0
Pittsburgh	10	0	1	1	19
San Jose	5	0	2	2	6
St. Louis	4	0	0	0	2
Tampa Bay	12	0	1	1	8
Toronto	10	3	0	3	14
Vancouver	4	0	1	1	2
Washington	14	3	1	4	6
NHL Totals	212	25	35	60	145

ROB RAY

LAST AMATEUR CLUB: Cornwall (OHL)
HOW ACQUIRED: Fifth-round draft choice (97th overall) of Sabres in 1988 Entry Draft.
2000-01: Led team in PIM's (210) for eighth time in past 11 seasons...Tied second highest point output with ten (4+6) points...NHL's all-time leader in penalty minutes with one team (2,897)...Sabres all-time leader in penalty minutes (2,897) and games played by right wing (777)...Assisted on GW goal in 2-1 win vs. Washington (4/6)...Had assist in 5-4 win vs.Tampa Bay (2/25)...Scored goal (GW) in 5-1 win vs. New Jersey (2/15)...Went over 2,800 career PIM's vs. NYI (2/07)...Served seven game suspension from vs. Toronto (1/3) to vs. Tampa Bay (1/16) for category II abuse of officials vs. Boston (1/1)...Went over 2,700 penalty minutes for his career vs. LA Kings (10/7)...Games missed due to injury: 7...Multi-point games: 0...**2001 Playoffs:** Appeared in three games, recording two penalty minutes...Played in Game One @ Philadelphia...Marked fist postseason action since Game Three of 1999 Stanley Cup Finals...Games missed due to injury this post-season: 0..Multi-point games: 0.
CAREER: 1999-00: Scored first goal of season @ Toronto (2/26)...Marked first goal since 3/6/98 vs. NY Islanders... Appeared in 700th NHL/career game in 4-1 win vs. Los Angeles (2/19)...Had assist on Brian Holzinger's game-winning goal in 4-2 win vs. Ottawa (2/4)...Led NHL during the calendar year 1999 with 247 penalty minutes...Surpassed Rick Martin for seventh place in Sabres history with 682 games played in 8-1 win vs. Toronto (1/1)...Had assist vs. Detroit (12/28)...Tallied first point of season with assist on Curtis Brown's goal in 5-2 win vs. Washington (11/24)...Moved into 11th place on NHL all-time penalty minutes (surpassing Willi Plett - 2,572) with four PIM's vs. Atlanta (11/20)...Games missed due to injury: 0...Multi-point games: 0...**2000 Playoffs:** Was behind the bench for Game Four as assistant coach in 3-2 (OT) win vs. Philadelphia (4/18)...**1998-99:** Won NHL's King Clancy Memorial Trophy for leadership and humanitarian contributions to the community...Presented with first annual Seymour H. Knox III & Northrup R. Knox Memorial Award for Community Service (3/29)...Recognized for tireless commitment to charities as recipient of second annual NHL Foundation Player Award (2/17)...Received grant of $25,000 for donation to local charities as part of award...Led NHL in penalty minutes (261) for second time in career...Sabres all-time leader in PIM (2,529), and playoff PIM (167)...Surpassed 2,500 Sabres/NHL career PIM in game at Montreal (4/3)...Returned to action at Ottawa (2/9) after missing one game with bruised knee suffered at Montreal (2/6)...Played in 609th game with Sabres in contest vs. Nashville (1/28), moving ahead of Phil Housley (608) and Lindy Ruff (608) into sole possession of tenth on Sabres' all-time games played list...With pair of penalty minutes vs. St. Louis (1/13) became NHL's all-time leader in penalty minutes with one team, surpassing Tim Hunter's mark of 2,405 (Calgary, 1981-82 to 1991-92)...Played in 600th Sabres/NHL game in 3-2 OT win at Anaheim (1/6)...Missed games from at Tampa Bay (11/29) to at Nashville (12/5) while serving four-game NHL suspension for slew-footing Florida's Alex Hicks (LW)...Played in 585th game with Sabres at Toronto (11/21), moving ahead of Jim Schoenfeld (584) into 12th on team's all-time games played list...Moved ahead of Larry Playfair (577) into sole possession of 13th on Sabres' all-time list of games played while adding assist at Toronto (10/31)...1999 Playoffs: Saw first action of Stanley Cup Finals in Game Three vs. Dallas (6/12)...Scored game-winning goal in 5-2 win in Game Four vs. Toronto (5/29), marking first playoff goal since vs. New Jersey (4/23/94)...**1997-98:** Had streak of 151 consecutive games played come to end at Pittsburgh (11/24) after suffering broken thumb vs. N.Y. Islanders (11/22)...Placed on I.R. list (11/23) and underwent surgery (11/26)...Returned to lineup at Anaheim (1/7) after missing 19 games while recovering from surgery...Scored deciding goal in 4-1 win vs. Tampa Bay (1/23) for third game-winning goal of career...Recorded second goal of season (on PP) vs. N.Y. Islanders (3/6)...Assisted on deciding goal in 3-1 win vs. San Jose (3/12)...Took shot that Paul Kruse (LW) deflected in for Sabres' second goal at Detroit (3/29)...**1996-97:** One of four Sabres to play all regular season and playoff games...Established personal best with +3 mark for season...Collected all ten of points in home games....Surpassed 2,000 career penalty minutes plateau for Sabre/NHL career (regular season) vs. Boston (3/17)...Played in 500th Sabres/NHL game at N.Y. Rangers (4/1)...Moved past Danny Gare for 16th on Buffalo's all-time games played list at Boston (4/10)...**1995-96:** Had goals in back-to-back games for only second time in career (2/14/96 vs. L.A. and 2/16/96 vs. N.J.; first time was 3/23/91 at Bos. and 3/24/91 vs. Phi.)...Also scored first game-tying goal of career in 2-2 game vs. New Jersey (2/16)...Played in 400th career game vs. Pittsburgh (2/21)...**1994-95:** Became Sabres' all-time penalty minutes leader in final regular season game vs. New Jersey (5/3)...**1993-94:** Played in 300th Sabre/NHL game vs. Boston (4/1)...**1992-93:** Saw action in 200th Sabre/NHL game vs. Washington (1/27)...**1991-92:** Penalty minute total of 354 set team record (breaking own mark set in 1990-91) and was second-highest in NHL...**1990-91:** Led NHL in penalty minutes...**1989-90:** Scored goal on first NHL shot and added assist at Pittsburgh (10/21), also marking first multi-point game of career...**1988-89:** Total of 446 penalty minutes for Americans set Rochester (AHL) club record.
PERSONAL: Single, enjoys fishing...Holds annual summer golf tournament to benefit March of Dimes...Also works very closely with Make-A-Wish program, Roswell Park Cancer Institute and Children's Hospital... Agreed to terms on new contract July 3, 2001.

RAY VS. NHL

Team	GP	G	A	TP	PIM
Anaheim	11	0	0	0	47
Atlanta	7	0	0	0	31
Boston	60	2	1	3	241
Calgary	22	1	1	2	74
Carolina	55	3	3	6	230
Chicago	22	2	1	3	96
Colorado	39	1	3	4	134
Columbus	1	0	1	1	0
Dallas	20	0	2	2	72
Detroit	14	0	3	3	28
Edmonton	22	3	2	5	75
Florida	31	0	1	1	159
Los Angeles	21	2	2	4	75
Minnesota	--	--	--	--	--
Montreal	53	1	3	4	331
Nashville	3	0	0	0	12
New Jersey	38	4	0	4	131
N.Y. Islanders	40	1	4	5	150
N.Y. Rangers	34	0	1	1	150
Ottawa	41	3	2	5	96
Philadelphia	34	1	0	1	126
Phoenix	20	1	1	2	54
Pittsburgh	43	3	4	7	120
San Jose	14	0	3	3	46
St. Louis	18	0	1	1	35
Tampa Bay	28	1	3	4	74
Toronto	27	3	2	5	100
Vancouver	22	2	0	2	121
Washington	37	4	3	7	89
NHL Totals	777	38	47	85	2897

MIROSLAV SATAN

LAST AMATEUR CLUB: Dukla Trencin (Slovak)
HOW ACQUIRED: Acquired on March 18, 1997, from Edmonton in exchange for Barrie Moore and Craig Millar.
2000-01: One of only 11 players in NHL with more than 100 goals over the past three seasons (102)...Led team in goals (29), assists (33) and points (62)...Also led team in multi-point games (13) and short-handed points (2+3=5) and was second in power play points (8+12=20)...One of three Sabres to play in all 82 regular season games...Scored power play goal in 2-1 win vs. Washington (4/6)...Had assist in 5-3 win @ Florida (4/2)...Scored goal and had power play assist in 4-0 win vs. Atlanta (3/30)...Had two goals in 4-0 win @ Atlanta (3/26)...Scored empty net goal in 3-1 win vs. Carolina (3/24)...Had assist in 3-1 win @ Boston (3/6)...Scored goal and had assist both on power play in 5-4 win vs. Tampa Bay (2/25)...Had six game point streak (6+5=11) from @ Ottawa (2/10) to vs. Ottawa (2/19)...Had third consecutive multi-point game with two goals (one SH) and two power play assists in 5-1 win vs. New Jersey (2/17)...Scored once and had two assists vs. Tampa Bay (1/16)...Assisted on Denis Hamel's shorthanded goal in 2-0 win @ Islanders (12/30)...Scored game tying goal in 2-2 tie @ Washington 12/20...Had three game point streak (2+1=3) from vs. Toronto (10/27) to vs. Montreal (11/3)...Games missed due to injury: 0...Multi-point games: 13...**2001 Playoffs:** Set personal playoff best in points (13) and assists (10), leading team in both categories in postseason...Had power play assist in 3-2 (OT) win in Game Five vs. Pittsburgh (5/5)...Had shorthanded assist in 5-2 win in Game Four @ Pittsburgh (5/2)...Scored goal in 4-1 win in Game Three @ Pittsburgh (4/30)...Had power play assist in Game Two vs. Pittsburgh (4/28)...Tied team record for assists in a playoffs series with seven assists in ECQF vs. Philadelphia...Recorded three assists in series clinching 8-0 win in Game Six vs. Philadelphia (4/21)...Had two assists in 4-3 (OT) win vs. Philadelphia in Game Four (4/17)...Assisted on both goals (both on PP) in Game Three vs. Philadelphia (4/16)...Scored one goal and one assist in 4-3 (OT) win in Game Two @ Philadelphia (4/14)...Games missed due to injury this postseason: 0...Multi-point games: 4.
CAREER: **1999-00:** Set career-highs in assists (34) and points (67)...Had assist (on PP) in 5-0 win @ New Jersey (4/6)...Scored goal in 3-2 win vs. Toronto (4/3)...Had four points in game for third time this season with goal and three assists (1 on GWG) and was +4 in 5-1 win @ Carolina (3/27)...Was 13th multi-point game of season (34th of career)...Scored two goals (1 on PP) in 4-2 win vs. Calgary (3/23)...First goal marked first back-to-back 30 goal seasons since Alexander Mogilny scored 76 in 1992-93 and 32 in 1993-94...Also marked 100th goal as a Sabre... Stopped on third penalty shot attempt this season by Kevin Weekes @ NY Islanders (3/4)...Had assist (on PP) on Curtis Brown's game-tying goal with 3:11 remaining in 3-3 tie @ NY Rangers (3/1)...Assist set new career-high for one season...Scored goal (on PP) and assist (on PP/GWG) in 3-2 win vs. New Jersey (2/21)...Scored empty net goal in 4-1 win vs. Los Angeles (2/19)...Had assist on Jason Woolley's OT winner in 2-1 OT win @ Nashville (2/10)...Scored game's first goal (SH/GWG) in first period and added 100th NHL/career assist in 2-0 win @ Colorado (2/8)...In first all-star appearance, scored goal in third period of 50th Annual All-Star game @ Toronto (2/6)...Tallied goal (while shorthanded) and two assists in 5-0 win @ Anaheim (1/17)...Had six-game point streak (6+8), from 12/28 vs. Detroit to 1/8 @ Ottawa...Scored third career hat trick (1 goal on PP) and added two assists in 7-4 win @ Ottawa (1/8)...Set career-high with five points (1/8) after recording previous high (4) vs. Atlanta (1/4) two games prior...Named to World Team All-Stars (first time in career) after finishing 8th in voting among wingers with 160,301 votes...Had four points vs. Atlanta (1/4) by scoring two goals (1 on PP) and two assists (1 on PP)...Has scored the third most goals during the calendar year 1999 with 43 (Jagr - 63, Selanne - 48)...Scored goal vs. Detroit (12/28) and was stopped by Ken Wreggett on second penalty shot attempt of season...Had six-game point streak (4+2), from vs. Chicago (12/10) to vs. Colorado (12/23)...Scored Sabres' first goal :34 into third period in 2-1 win vs. Chicago (12/10)...goal broke Sabres' shutout streak at 162:29, second longest in team history...Appeared in 200th game as Sabre in scoreless tie vs. Ottawa (12/8)...Had third two-goal game of this season and added assist on Brian Holzinger's shorthanded goal in 5-2 win vs. Washington (11/24)...Assist was 200th NHL/career point...Scored two goals, including one on a penalty shot on Damian Rhodes (GTG) in 5-5 tie @ Atlanta (10/9)...Appeared in first game of season vs. Washington (10/8) after signing multi-year contract (10/5/99)...Games missed due to injury: 0...Multi-point games: 13...**1998-99:** Shared Memorial Trophy (MVP award as voted by teammates) with Dominik Hasek...Named NHL's Player of the Week for March 15-21, figuring in all of Sabres' five goals (4+1=5) as team went 2-0 during week...Named NHL's Player of the Week for Feb. 15-21 (4 GP, 4+3=7, NHL-leading +8)...Was first time in career to be awarded NHL Player of the Week...Finished tied for seventh in NHL in goals and fifth in shooting percentage with 19.2%...Eight-game goal scoring streak (12/19/98 to 1/2/99) tied for longest in NHL in 1998-99 (tied with Anaheim's Teemu Selanne), as well as tying club record...Led Sabres in scoring and set season highs in goals (40), assists (26), and points (66)...Scored 40th goal of season (PP/GWG) in 3-0 win vs. Washington (4/18)...First Sabre 40-goal scorer since Pat LaFontaine scored 40 in 1995-96...Scored 100th NHL goal (on PP) in 4-3 OT win vs. Pittsburgh (3/28)...Scored two goals, including first overtime goal as Sabre (on PP), and added assist (on PP) in 3-2 OT win at N.Y. Rangers (3/19)...Scored both goals (1 PP, 1 SH/GWG) in 2-1 win vs. N.Y. Islanders (3/15), becoming first Sabre to reach 30 goals since Pat LaFontaine (40 in 1995-96)...Recorded 26th goal of season (100th point as Sabre) and had assist (on GWG) vs. San Jose (2/19), surpassing season best for goals (prev. best: 25 in 1996-97)...Had nine-game point streak (11+14=15) from vs. Carolina (12/19) to at Anaheim (1/6)...Upped goal streak to eight games (11 goals from 12/19/98 to 1/2/99) while adding one assist (1+1=2) vs. Calgary (1/2), tying Sabres' record for most consecutive games with at least one goal (8 games: Alexander Mogilny, 16 goals from 12/15/92 to 1/3/93; Mike Foligno, 9 goals from 12/28/84 to 1/12/85)...Playing in 100th game with Sabres, recording goal (on PP) and assist at Toronto (10/31)...Agreed to terms with Sabres on new contract (10/8)...1999 Playoffs: Recorded goal and assist (on ENG) in 4-2 win in Game Three vs. Toronto (5/27) after missing previous nine playoff games with bruised foot suffered after being hit by puck in Game Three vs. Ottawa (4/25)...**1997-98:** Finished second on Sabres in goals (22) and first in points (46)...Was second on team in power-play goals (9)...Assisted on Sabres' second goal in 3-2 win at Anaheim (1/7) for 100th NHL point...Registered second hat trick of career (other: 4/4/97 vs. N.Y.R.) with all three goals in 3-0 win at Washington (3/1)...Tied personal mark for most points (3) in game as Sabre (others: 3+0=3 vs. N.Y.R. 4/4/97, 2+1=3 at Bos. 11/20/97)...Played in 200th NHL game in 3-1 win vs. San Jose (3/12)...Scored Sabres' only goal (on PP) in 1-0 win at Edmonton (3/27), marking fourth game-winning goal of season...Named to Slovakian Olympic hockey team (1998 Nagano, Japan)...Team did not qualify for medal round and did not play in Olympics...Games missed due to injury: 0...Multi-point games: 6...Led Sabres in 1998 playoffs while ranking tied for first in NHL in power-play goals (4) and power-play points (8)...Scored first two goals of postseason career (both on PP) in 6-1 win vs. Philadelphia (4/27) in 1998 playoffs...Tied Sabres' playoff record for power-play goals in one playoff game (2, also done by two others)...Fed pass to Michal Grosek (LW) for series-winning goal (on PP) in OT of Game Five at Philadelphia (5/1)...**1996-97:** Led NHL with 21.0 shooting percentage...Had five-game point-scoring streak from Dec. 27 to Jan. 7 (with Edmonton)...Played in 100th career NHL game at St. Louis (1/7)...Played first game as Sabre at Washington (3/21)...Scored first goal as Sabre at Florida (3/22)...Recorded first career hat trick vs. New York Rangers (4/4)...First player to wear #81 in Sabre history...Missed Game One of Ottawa playoff series with appendicitis episode...**1995-96:** Finished 12th in Calder Trophy voting for Rookie of the Year...NHL Rookie of the Month for March (14 GP, 8+8=16, +10)...Had 11-game point-scoring streak (6+9=15) from Feb. 28 to March 23, which was longest such streak by rookie in Oiler history...Made NHL debut at Philadelphia (10/15) and recorded first point (assist)...Member of Slovakian National Team at 1996 World Championships...**1993-94:** Scored nine goals in eight games (including two hat tricks) while representing Slovakia in 1994 Olympics...Originally a fifth-round selection (111th overall) by Edmonton in 1993 NHL Entry Draft.
PERSONAL: Agreed to two-year contract August 8, 2001.



SATAN VS. NHL

Team	GP	G	A	TP	PIM
Anaheim	16	8	4	12	2
Atlanta	8	9	5	14	0
Boston	25	12	10	22	12
Buffalo	4	2	0	2	4
Calgary	14	6	5	11	8
Carolina	23	11	11	22	10
Chicago	14	8	2	10	6
Colorado	17	5	5	10	6
Columbus	1	0	0	0	0
Dallas	12	2	1	3	8
Detroit	11	3	2	5	4
Edmonton	7	2	1	3	10
Florida	21	5	9	14	8
Los Angeles	18	5	7	12	10
Minnesota	1	0	1	1	0
Montreal	24	6	8	14	10
Nashville	5	0	1	1	2
New Jersey	20	9	8	17	6
N.Y. Islanders	20	6	4	10	18
N.Y. Rangers	22	10	10	20	12
Ottawa	24	9	5	14	4
Philadelphia	19	2	7	9	6
Phoenix	11	5	4	9	4
Pittsburgh	21	9	7	16	8
San Jose	16	6	6	12	8
St. Louis	10	1	6	7	6
Tampa Bay	18	7	6	13	4
Toronto	24	7	8	15	4
Vancouver	15	2	3	5	6
Washington	20	10	1	11	8
NHL Totals	461	167	147	314	194

LAST AMATEUR CLUB: TJ Vitkovice (Czech)
HOW ACQUIRED: Drafted in fifth round (97th overall) by Sabres in 1990
2000-01: Third on Sabres all-time in games played in playoffs (83)...Returned after missing 11 games with rib cartilage injury suffered vs. NY Rangers (3/14)...Returned from I.R. vs. NY Rangers (3/14) after missing eight games (vs. Phoenix 2/23 to vs. Edmonton 3/9) with groin injury...Scored goal in 6-3 win @ NY Rangers...Returned from I.R. @ Florida (1/31) after missing five games with strained groin suffered vs. Tampa (1/16)...Took shot that was tipped in by Chris Gratton in 2-0 win @ Nashville (1/6)...Had two assists, one shorthanded and one empty net in 2-0 win @ NYI (12/30)...Played 500th career/Sabre game @ Carolina (12/15)...Scored game winning goal and was +2 in 3-1 win vs. Minnesota (11/17)...Games missed due to injury: 24...Multi-point games: 1...**2001 Playoffs:** Had shorthanded assist in 3-2 (OT) win in Game Five vs. Pittsburgh (5/5)...Missed three games with foot injury...Games missed due to injury this postseason: 3...Multi-point games: 0.
CAREER: 1999-00: Was team-high +3 in 5-0 win @ New Jersey (4/6)...Was season best +4 in 5-1 win @ Carolina (3/27)...Registered two assists (1 on GWG) in 4-1 win vs. Montreal (3/20)...Was first multi-point game of season and 29th of career...Had assist on Stu Barnes' OT goal in 2-1 win vs. Boston (3/8)...Scored goal and was +2 in 5-2 win @ Florida (2/28)...Returned to action vs. NY Rangers (2/25) after missing previous three games with back spasms...Had assist on Brian Holzinger's game-winning goal in 4-2 win vs. Ottawa (2/4)...Returned to action @ Ottawa (1/8) after missing previous nine games with rib injury suffered vs. Florida (12/17)...Finished with 81,934 votes among defenseman in World Team All-Star voting...Scored game's first goal in 3-2 overtime win @ Tampa Bay (1/28)...Games missed due to injury: 12...Multi-point games: 1...2000 Playoffs: Scored first career playoff goal in Game Five @ Philadelphia (4/20)...**1998-99:** Recorded goal and assist in 2-2 tie at Philadelphia (4/13)...Marked third multi-point game this season (28th of career)...Scored ENG (second ENG of career) in 3-1 win vs. Pittsburgh (4/5)...Played in 400th Sabres/NHL game at Chicago (3/31)...Recorded first goal of season vs. Nashville (1/28)...Returned from I.R. list in 2-0 win vs. N.Y. Rangers (12/11) after missing seven games with bruised quadricep suffered at Toronto (11/21)...Placed on I.R. list (11/21)...Posted back-to-back multi-point games (26th & 27th of career) with two assists in each game vs. Toronto (10/30) and at Toronto (10/31)...First of two assists vs. Maple Leafs (10/30) was 100th in Sabres/NHL career...Missed game vs. Florida (10/16) while serving one-game NHL suspension for high stick on Avalanche's Valeri Kamensky (LW)...Games missed due to injury: 7...Multi-point games: 3...1999 Playoffs: Recorded two assists (1 on PP) in 3-2 overtime win in Game One at Dallas (6/8)...Was first multi-point game this postseason (1st of playoff career)...**1997-98:** Played in 300th NHL/Sabres game in loss vs. Detroit (12/23)...Scored unassisted short-handed goal on end-to-end rush, assisted on deciding goal and was +6 in 7-3 win at Tampa Bay (2/2)...Missed two games with wrist injury suffered vs. Boston (2/4) and returned vs. Toronto (2/25)...Returned to lineup at Pittsburgh (3/14) after missing seven games with eye contusion (struck in face with puck) suffered in first period vs. Toronto (2/25)...Placed on I.R. list (2/25)...Named to Czech Republic Olympic hockey team (1998 Nagano, Japan)...Part of team that won gold medal, playing in six games with one assist and four PIMs...**1996-97:** Rebounded from knee surgery, which forced Smehlik to miss all of 1995-96, to post second-best all-around season...Led Sabres defensemen in goals...Sabres were 7-2-1 in games in which Smehlik scored a goal...Assist vs. Pittsburgh (1/29) was 100th career Sabre/NHL point...Had four-game point-scoring streak (1+4=5) end vs. N.Y. Islanders (3/26)...Games missed due to injury: 19...**1995-96:** Missed entire season after undergoing ACL surgery on right knee August 11, 1995...Injury occurred in training session two days earlier...1994-95: Had consecutive games played streak end at 97 after missing game at Ottawa (1/28)...Played in 200th Sabre/NHL game at Washington (4/28)...**1993-94:** Led Sabre defensemen in scoring...Sabres' Met Life Player of the Month for February...Was second on team in plus/minus rating with +22 (Craig Muni led with +28)...One of only three Sabres to appear in all 84 of team's regular season games, tying Sabre record for most games played in one season...Goal total of 14 tied for seventh on team's all-time list for one season by defenseman...**1992-93:** Won Fred T. Hunt Memorial Trophy as Sabres' Rookie of the Year.
PERSONAL: Richard and wife, Martina, have daughters named Adela and Jessica...Agreed to terms on multi-year deal on April 2, 1998.

SMEHLIK VS. NHL

Team	GP	G	A	TP	PIM
Anaheim	11	0	4	4	8
Atlanta	5	0	0	0	2
Boston	35	2	8	10	20
Calgary	12	1	1	2	6
Carolina	37	6	15	21	22
Chicago	11	2	2	4	6
Colorado	23	1	6	7	20
Columbus	--	--	--	--	--
Dallas	12	0	2	2	6
Detroit	12	1	1	2	8
Edmonton	11	0	2	2	2
Florida	22	2	9	11	20
Los Angeles	13	0	3	3	6
Minnesota	1	1	0	1	0
Montreal	39	5	10	15	26
Nashville	4	1	1	2	0
New Jersey	26	5	5	10	8
N.Y. Islanders	24	1	5	6	21
N.Y. Rangers	24	1	4	5	12
Ottawa	32	4	9	13	40
Philadelphia	28	1	7	8	19
Phoenix	11	1	2	3	12
Pittsburgh	35	2	9	11	22
San Jose	12	1	5	6	13
St. Louis	11	0	1	1	10
Tampa Bay	24	3	5	8	12
Toronto	17	0	7	7	22
Vancouver	11	2	2	4	20
Washington	26	1	4	5	14
NHL Totals	529	44	129	173	377

CHRIS TAYLOR

LAST AMATEUR CLUB: London (OHL)

HOW ACQUIRED: Signed as a free agent on August 13, 1999.

2000-01: Appeared in 14 games with Buffalo recording two assists...Recorded assist in 3-1 win @ Boston (3/6)...Had assist vs. Montreal 2/11...Recalled from Rochester 2/5...Reassigned to Rochester (1/10)...Recalled from Rochester 1/5...Recalled from Rochester 11/15...Games missed due to injury: 0...Multi-Point games: 0...With Rochester: 45 GP, 44 points (20+24), three shorthanded goals and six game-winning goals and a team high ten power play goals.

CAREER: **1999-00:** Recorded assist on Dixon Ward's goal @ Vancouver (3/16)...Recalled from Rochester (3/7)...Appeared in 49 games with Rochester...Led Amerks with 13 power-play goals...Reassigned to Rochester (1/27)...Scored first goal/point as Sabre @ Phoenix (1/20)...Played in first game as Sabre in 7-4 win @ Ottawa (1/8)...Recalled from Rochester on 1/7/00 ...Had hat trick for Rochester (1/5) vs. Louisville in 3-2 win...**2000 Playoffs:** Appeared in first career playoff game in 3-2 (OT) win vs. Philadelphia in Game Four (4/18)...**1998-99:** Split season between Boston, Providence (AHL), and Las Vegas (IHL)...Signed as free agent with Boston Bruins on July 22, 1998...**1997-98:** Finished 12th in league scoring with 84 points (28+56=84) with Utah (IHL)...**1996-97:** Spent majority of season with Utah (IHL)...Played in one game with N.Y. Islanders...**1995-96:** Appeared in 11 games with Islanders...Won Turner Cup as member of Utah Grizzlies...**1994-95:** Played in ten games with N.Y. Islanders seeing first NHL action...Played in first NHL/career game vs. Florida (1/31)...Recorded first career points with two assists vs. Quebec (4/18)...Won first of back-to-back Turner Cup Championships with Utah (IHL)...**1993-94:** Spent majority of season with Salt Lake (IHL)...Selected by N.Y. Islanders in second round (27th overall) of the 1990 NHL Entry Draft.

PERSONAL: Signed a multi-year contract on July 30 2001...Played with brother, Tim, while with Boston.



TAYLOR VS. NHL

Team	GP	G	A	TP	PIM
Anaheim	1	0	0	0	0
Atlanta	1	0	0	0	0
Boston	4	0	1	1	4
Buffalo	3	0	1	1	0
Calgary	--	--	--	--	--
Carolina	4	0	0	0	2
Chicago	--	--	--	--	--
Colorado	3	0	2	2	0
Columbus	--	--	--	--	--
Dallas	1	0	0	0	0
Detroit	4	1	0	1	0
Edmonton	2	0	0	0	0
Florida	4	0	1	1	0
Los Angeles	1	0	0	0	0
Minnesota	1	0	0	0	0
Montreal	8	1	1	2	6
Nashville	1	0	0	0	0
New Jersey	3	0	0	0	4
N.Y. Islanders	6	1	0	1	0
N.Y. Rangers	4	0	1	1	0
Ottawa	7	0	2	2	0
Philadelphia	4	0	0	0	0
Phoenix	2	1	0	1	0
Pittsburgh	5	0	1	1	0
San Jose	3	0	0	0	0
St. Louis	1	0	0	0	2
Tampa Bay	4	0	0	0	0
Toronto	1	0	0	0	2
Vancouver	2	0	2	2	0
Washington	4	0	0	0	4
NHL Totals	84	4	12	16	24

VACLAV VARADA

LAST AMATEUR CLUB: Kelowna (WHL)

HOW ACQUIRED: Acquired by Sabres on November 16, 1995, along with Martin Spanhel, Philadelphia's fourth-round choice in 1996 NHL Entry Draft (Mike Martone), and first-round choice in 1996 (later traded to Winnipeg - selection used on Daniel Briere) from San Jose in exchange for Doug Bodger.



2000-01: Tied career high with ten goals...Had assist in 5-3 win @ Florida (4/2)...Returned vs. NYR (3/14), scoring empty net goal, after missing six games (@ OTT 2/27 to vs. EDM 3/9) with Grade II Concussion suffered vs. Tampa Bay (2/25)...Had assist on Dave Andreychuk's game winning goal @ New Jersey (2/22)...Received career high 17 PIM including game misconduct in 2-1 (OT) win vs. NY Islanders (2/7)...Recorded 100th career point with assist in 6-3 win @ NY Rangers (2/6)...Scored games first goal (GW) in 2-0 win vs. Ottawa (12/29)...Scored game winning goal in 3-2 win @ Pittsburgh (12/2)...Scored two goals (one EN) vs. LA (10/7)...Games missed due to injury: 6...Multi-point games: 2...2001 Playoffs: Had assist in 5-2 win in Game Four @ Pittsburgh (5/2)...Had assist in 4-1 win in Game Three @ Pittsburgh (4/30)...Assisted on Curtis Brown's game winning goal in 4-3 (OT) win vs. Philadelphia in Game Four (4/17)...Had assist in 4-3 (OT) win in Game Two @ Philadelphia (4/14)...Games missed due to injury this postseason: 0...Multi-point games: 0.

CAREER: 1999-00: Set career-high in goals (10), assists (27) and points (37) this season...Had career-long point streak five-game streak (3+3=6), began 3/31 vs. Carolina and finished with goal vs. Pittsburgh (4/7)...Scored fourth career empty-net goal and added assist on Michael Peca's game-winner in 2-0 win @ Montreal (4/1)...Was seventh multi-point game of season (14th of career)...Scored third career empty-net goal and added assist in 5-1 win vs. Montreal (3/20)...Tied career-high with two goals in 5-1 win @ Calgary (3/18)...Had assist on Stu Barnes' overtime goal in 2-1 win vs. Boston (3/8)...Recorded two assists in 3-3 tie @ NY Rangers (3/1)...Set career-high with three assists in 4-1 win vs. Los Angeles (2/19)...Scored first Sabre goal in 2-1 OT win @ Nashville (2/10)...Returned to action vs. Ottawa (1/28) after missing previous three games with perforated ear drum after being hit with puck @ Los Angeles (1/18)...Tied career-highs in goals and points in 5-0 win @ Anaheim with two goals and assist...Tallied assist on Jason Woolley's game-winner (on PP) in 3-1 win @ Dallas (11/3)...Registered two assists in 3-2 OT win vs. Florida (10/29)...Agreed to terms on a multi-year contract (9/24)...Games missed due to injury: 4...Multi-point games: 7...**1998-99:** In 100th Sabres/NHL game, recorded assist (on GWG) in 3-1 win vs. Florida (4/9)...Recorded assist on Dixon Ward's (R/LW) OT goal in 4-3 win vs. Pittsburgh (3/28)...Returned to action and recorded assist (on PP/GWG) vs. Dallas (3/5), after missing ten games with sprained ankle suffered at Ottawa (2/9)...On I.R. list (2/9/99 to 3/4/99)...Registered career best for assists in game with two vs. N.Y. Rangers (11/25)...Assisted on Sabres' third score and netted GWG at Montreal (10/17), marking second GWG of career...1999 Playoffs: Scored goal (on PP) in 4-2 series-clinching win in Game Five at Toronto (5/31)...Set career high for points in playoff game by figuring in three of Sabres' four goals (2+1=3) in Game Four win vs. Ottawa (4/27)...**1997-98:** Recorded first NHL point (assist) by feeding pass to Donald Audette (RW) for Sabres' lone goal in 1-0 win vs. Montreal (12/19)...Recorded first goal of NHL career by netting game-tying score (14:36 of 3rd period) just five seconds after Blues posted go-ahead goal in 3-3 tie vs. St. Louis (1/27)...Set career single-game highs for goals (2, including GWG) and points (2+1=3) in 5-4 win vs. Boston (4/3)...Finished tied for third in points and second in goals among NHL rookie scorers during 1998 playoffs (3+4=7)...Several times during season was assigned and recalled from AHL affiliate Rochester: originally assigned (9/27) and recalled (12/14); assigned (1/16) and recalled (1/19), assigned (2/8) and later recalled (3/23)...Named AHL All-Star (1/20) and was second in scoring for AHL affiliate Rochester (30+26=56)...**1996-97:** Appeared in AHL All-Star Game representing "World" Team...Named Bauer AHL Rookie of Month for April (8 GP, 4+3=7)...Made team out of training camp, but was reassigned to Rochester after playing first game at Edmonton (10/4)...Recalled (1/28) and played three consecutive games before breaking left hand vs. Washington (2/2)...Sent back to Rochester (3/14) for remainder of season...**1995-96:** Made NHL debut in regular season finale vs. Hartford (4/14)...Participated in 1996 World Junior Championships...**1994-95:** Led Tacoma in goals and points...Played on Czech Republic team in World Junior Championships in Alberta (6 goals and 4 assists in 7 games)...**1993-94:** Represented Czech Republic at European Junior Championships (3 goals and 3 assists in 5 games)...Originally San Jose's fourth-round pick (89th overall) in 1994 NHL Entry Draft.

PERSONAL: Name is pronounced VAHT-slav Vuh-RAH-da.

VARADA VS. NHL

Team	GP	G	A	TP	PIM
Anaheim	6	3	3	6	8
Atlanta	7	1	4	5	2
Boston	15	3	4	7	24
Calgary	4	2	0	2	4
Carolina	13	2	2	4	10
Chicago	6	0	0	0	2
Colorado	4	0	2	2	2
Columbus	1	0	0	0	0
Dallas	6	0	2	2	2
Detroit	6	0	1	1	6
Edmonton	4	0	1	1	4
Florida	14	1	5	6	8
Los Angeles	7	3	6	9	9
Minnesota	1	0	0	0	0
Montreal	17	6	7	13	12
Nashville	5	1	3	4	2
New Jersey	14	1	7	8	6
N.Y. Islanders	12	0	3	3	23
N.Y. Rangers	13	2	7	9	20
Ottawa	18	1	3	4	10
Philadelphia	13	0	1	1	12
Phoenix	5	0	0	0	4
Pittsburgh	14	3	3	6	14
San Jose	4	0	2	2	2
St. Louis	5	3	0	3	2
Tampa Bay	11	0	5	5	9
Toronto	14	0	4	4	10
Vancouver	5	0	1	1	4
Washington	12	0	2	2	10
NHL Totals	256	32	78	110	221

RHETT WARRENER

LAST AMATEUR CLUB: Saskatoon (WHL)

HOW ACQUIRED: Acquired from Florida on March 23, 1999, along with Panthers' fifth-round draft pick in 1999 in exchange for Mike Wilson (D).

2000-01: Won Tim Horton Memorial Award for performance far superior to public recognition...Led Buffalo defensmen in plus/minus rating for second consecutive season with +10...Set career high in assists (16) and total points (19)...Two of three goals on season were game-winners...Had assist in 5-3 win @ Florida (4/2)...Scored games first goal and was +3 in 3-0 win vs. Toronto (3/20)...Scored first game winning goal as Sabres in 3-1 win vs. Atlanta (2/15)...Assisted on overtime game winning goal @ Ottawa (2/10)...Established career high for points in one season (1+13=14) with assist on Stu Barnes goal in 2-1 (OT) win vs. NY Islanders (2/7)...Previous career best was in 1996-97 (4+9=13)...Set new career high for assists in season with tenth in 2-2 tie @ Washington (12/20)....Returned from I.R. @ Pittsburgh (12/1) after missing previous five games with concussion suffered vs. NY Rangers (11/24)....Had longest point streak of career (0+3=3) from vs. Anaheim (10/20) to vs. Carolina (10/25)...Games missed due to injury: 5...Multi-point games: 1...**2001 Playoffs:** Recorded assist in Game Six @ Pittsburgh (5/18)...Had assist in Game Five @ Philadelphia (4/19)...Games missed due to injury this postseason: 0...Multi-point games: 0

CAREER: 1999-00: Finished first among team defensemen with +18...Recorded five hits and two blocked shots in 3-2 win vs. Toronto (4/3)...Registered assist vs. Carolina (3/31)...Returned to action in 4-2 win vs. NY Islanders (3/12) after missing previous eight games with groin injury...Placed on I.R. with groin injury (2/24)...Returned to action @ Boston (1/13) after missing previous four games with strained hip muscle suffered vs. Toronto (1/1)...Registered assist on Geoff Sanderson's game-winning goal in 2-1 win vs. Colorado (12/23)...Received game misconduct in second period (third man in) in 6-2 win vs. Boston (11/10)...Returned to action vs. NY Islanders (11/6) after missing previous two games with shoulder injury suffered @ Boston (10/30)...Returned to action vs. Nashville (10/20) after missing previous two games with ankle injury suffered in Game Five of 1999 Stanley Cup Finals...Signed multi-year deal on 10/13/99...Games missed due to injury: 16...Multi-point games: 0...**1998-99:** Scored first goal as Sabre in 4-3 win at N.Y. Islanders (4/6)...Also marked first overall goal since with Florida vs. Ottawa (3/27/97)...Recorded 300th career PIM at Chicago (3/31)...Made Sabre debut at Detroit (3/24)...Acquired from Florida (3/23) along with Panthers' fifth-round draft pick in 1999 in exchange for Mike Wilson (D)...With Florida: Tallied two assists with Panthers and was season-high +3 vs. Phoenix (2/20)...Played in 200th NHL game at Ottawa (2/11)...Tallied fourth assist of season vs. Pittsburgh (1/2), matching point total from entire 1997-98 season...Returned to lineup at Buffalo (12/2) after missing 12 games with strained groin...Games missed due to injury: 12...Multi-point games: 1...**1999 Playoffs:** Finished third in NHL plus/minus rating with +12...Missed Game Six vs. Dallas (6/19) with broken foot suffered in fight with Derian Hatcher after time expired in Game Five at Dallas (6/17)...Returned for Game Two at Toronto (5/25) despite suffering bruised hip in Game One (5/23)...Scored first playoff goal of career, tying game in third period of eventual 3-2 win in Game Three vs. Boston (5/12)...**1997-98:** Played in 100th NHL game at Boston (10/25)...Recorded 11 major penalties to finish sixth on Panthers with 99 PIM...**1996-97:** Appeared in 62 games with Florida...Missed four games (10/23-10/29) with strained groin...Missed 10 more games (12/23/96-1/15/97) with re-injured groin...Recorded two assists in 3-1 win at Chicago (12/20)...Marked first career multi-point game...Scored first career goal and added assist in 4-1 win at Boston (1/23)...**1995-96:** Appeared in 28 games with Florida...Also played with Canadian Junior Team (won gold medal) and Carolina Monarchs (AHL)...Made NHL debut with Florida (10/7) at New Jersey...One of three 19 year-olds on Panther defense (Ed Jovanovski, David Nemirovsky)...Recorded first NHL point (assist) in 5-2 win at San Jose (1/8)...Played in 21 of 22 playoff games with Panthers...Played first three games of Stanley Cup Finals before missing game Four with Strained groin...Recorded an assist in three staright playoff games (5/14-5/20)...Spent four years with Saskatoon Blades (WHL)...Sakatoon's Rookie of the Year in 1992-93...Florida's second-round draft choice (27th overall) in 1994.

PERSONAL: Agreed to term on one-year contract on July 31, 2001.

WARRENER VS. NHL

Team	GP	G	A	TP	PIM
Anaheim	8	0	2	2	2
Atlanta	6	1	0	1	18
Boston	19	1	4	5	43
Buffalo	12	0	0	0	0
Calgary	9	0	1	1	11
Carolina	21	0	3	3	19
Chicago	10	0	2	2	25
Colorado	10	0	1	1	21
Columbus	1	0	0	0	0
Dallas	7	0	1	1	4
Detroit	8	0	1	1	0
Edmonton	7	0	0	0	14
Florida	8	0	1	1	4
Los Angeles	9	0	0	0	15
Minnesota	1	0	1	1	5
Montreal	18	1	1	2	19
Nashville	4	0	0	0	4
New Jersey	19	1	3	4	14
N.Y. Islanders	24	2	2	4	25
N.Y. Rangers	18	0	0	0	31
Ottawa	20	1	3	4	41
Philadelphia	19	0	1	1	34
Phoenix	8	0	2	2	14
Pittsburgh	22	0	3	3	29
San Jose	10	0	1	1	12
St. Louis	7	0	1	1	8
Tampa Bay	21	0	3	3	27
Toronto	14	1	2	3	29
Vancouver	9	0	0	0	4
Washington	19	0	3	3	12
NHL Totals	368	8	42	50	484

JASON WOOLLEY



LAST AMATEUR CLUB: Michigan State (CCHA)

HOW ACQUIRED: Acquired from Pittsburgh on September 24, 1997, in exchange for 1998 fifth-round draft choice (Robert Scuderi).

2000-01: Buffalo's all-time leading postseason scoring defenseman with 34 points (7+27)...Tied career highs with two goals and three points in 5-3 win @ Florida (4/2)...Had three game point streak (1+2=3) from @ Colorado (3/3) to @ Boston (3/6)...Scored power play goal (GW) in 3-1 win @ Boston (3/6)...Recorded 100th Sabre assist in 2-1 (OT) win @ Colorado (3/3)...Missed games @ Ottawa (2/27) & @ Philadelphia (3/1) with knee injury...Had two asssits (one PP) vs. Phoenix (2/23)...Returned vs. St. Louis (12/23) after missing previous four games with groin injury suffered @ Boston (12/12)...Scored game winning goal on the power play in 3-2 win vs. NY Rangers (11/24)...Assisted on two goals including game winner in 3-2 OT win vs. Calgary (11/13)...Games missed due to injury: 6...Multi-point games: 4...**2001 Playoffs:** Had three game point streak (1+3=4) from Games Three-Five vs. Pittsburgh...Had power play assist in 3-2 (OT) win in Game Five vs. Pittsburgh (5/5)...Had assist on game winning goal in 5-2 win in Game Four @ Pittsburgh (5/2)...Scored game winning goal and had assist in 4-1 win in Game Three @ Pittsburgh (4/30)...Appeared in first game of postseason, assisting on PP goal and fininsing +3 in seried clinching 8-0 win in Game Six vs. Philadelphia...Games missed due to injury this post-season: 0...Multi-point games: 1.

CAREER: **1999-00:** Led defensemen in scoring for second straight season with 33 points...Left game vs. Pittsburgh (4/7) with thigh injury...Scored goal (on PP) and added assist in 5-0 win @ New Jersey (4/6)...Was fifth multi-point game of season (40th of career)...Had career-high six-game point streak (3+3) snapped vs. Montreal (3/20)...Streak included goals in three straight, followed by assists in three straight...Marked longest point streak by defenseman since Alexei Zhitnik's six-game streak (2+5=7) from 3/24/98 to 4/3/98...Scored goal vs. NY Islanders (3/10)...Returned to action and scored first Sabres goal (on PP) in 2-1 OT win vs. Boston (3/8) after missing previous two games with flu...Scored first-career regular season OT-winner in 2-1 win @ Nashville (2/10)...Assisted on James Patrick's game-winning goal in 1-0 win vs. Ottawa (1/28)...Had three-game point streak (0+6) snapped @ Boston (1/13)...Tallied three assists (1 on PP) in 7-4 win @ Ottawa (1/8), tying career marks for assists and points in one game...Scored goal in 2-2 tie @ NY Islanders (12/18)...Returned to action with two assists (on PP, GWG) in 5-2 win vs. Washington (11/24) after missing previous four games with rib injury suffered @ Tampa Bay (11/12)...Was game's first star with two assists (1 on PP, 1 on GWG) in 6-2 win vs. Boston (11/10)...Returned to action vs. NY Islanders (11/6) after missing previous game @ Chicago (11/4) with hip injury suffered @ Dallas (11/3)...Scored game-winning goal (on PP) and added an assist in 3-1 win @ Dallas (11/3)...Named Alternate Captain to begin the 1999-2000 season...Games missed due to injury/illness: 7...Multi-point games: 5...**2000 Playoffs:** Became Sabres all-time leading scoring defensemen with assist on Curtis Brown's PP goal in Sabres 3-2 (OT) win vs. Philadelphia in Game Four...**1998-99:** Presented with Tim Horton Memorial Award (player whose performance is far superior to public recognition) for first time...Set career marks in goals (10), assists (33), and points (43)...Led Sabres in assists...Returned to action with goal and assist (on PP/GWG) in 3-0 win vs. Washington (4/18)...Recorded goal (PP) and assist in 3-1 win vs. Florida (4/9), tying career high for goals in one season (9 goals in 1997-98)...Scored GWG in 3-1 win vs. Pittsburgh (4/5), setting career mark for points in one season (prev. best: 36 pts. in 1996-97 with Pit.)...Recorded goal and assist vs. Edmonton (3/3)...Scored GTG with 3:14 left in third period and recorded assist in 2-2 tie at Calgary (2/24)...Played in 300th NHL game in 4-1 win vs. Los Angeles (1/30)...Played in 100th game with Sabres in 2-0 win vs. Tampa Bay (12/23)...Tied career high for points in one game (3 assists, 1/2/97 at N.J.) with goal and two assists (both on PP) in 4-1 win at Carolina (12/21)...Recorded 100th assist of NHL career (on PPG) at N.Y. Islanders (10/24)...**1999 Playoffs:** Tied teammate Alexei Zhitnik for first place in points by a defenseman (4+11=15)...Tallied assist (on PP) in Game Two at Dallas (6/10), tying Gilbert Perreault's mark (11 in 1980) for assists in one playoff year...Scored first career overtime goal in 3-2 win in Game One at Dallas (6/8), tying Mike Ramsey's record for most goals by Sabres' defenseman in one playoff year (4 in 1983)...**1997-98:** Finished first on team in power-play points with 21...Played in first regular-season game as Sabre at St. Louis (10/1), but suffered hairline fracture of thumb...Placed on I.R. (10/2) and returned to action at Phoenix (10/26) after missing nine games (starting at Wash., 10/3)...Recorded first points as Sabre with two assists (1 on PP) vs. New Jersey (11/15)...Registered back-to-back multi-point games with two assists (1 on PP) vs. Anaheim (12/3) followed by goal (first as Sabre) and assist vs. Tampa Bay (12/5)...Played in 200th NHL game at Ottawa (12/6)...Recorded 100th NHL point with assist vs. Carolina (12/12)...Finished 1998 playoffs tied for third on NHL's list of defensive scoring leaders (11 pts., with 7 on PP)...**1996-97:** Traded to Pittsburgh from Florida with Stu Barnes for Chris Wells (on 11/19)...Played in three games with Florida prior to trade...Recorded 36 points (6+30) in 57 games with Penguins, establishing career-highs in assists and points...Recorded 15 (2+13) of 36 points on power play...Scored all six of goals on road...Recorded three assists at New Jersey (1/2), establishing single-game highs for assists and points...Had season-high four-game point streak (2/1 to 2/8, 0+6=6)...Games missed due to injury: 6...Played in all five playoff games vs. Philadelphia...Tied for third on team in playoff scoring (3) and tied for second in assists (3)...Also tied for team lead in points among defenseman...**1995-96:** Finished second among Florida defenseman with 34 points (6+28) in just 52 games...Recorded 22 points (3+19) on power play...Had season-high four-game point streak (10/8 to 10/14, 1+4=5)...Missed 13 games (11/19 to 12/16) with broken thumb...Member of 1995-96 Eastern Conference Champion Florida Panthers, which included then-assistant coach Lindy Ruff...In 1996 Playoffs, recorded eight points (2+6), tying for seventh on team and second among defenseman...Recorded seven of eight points (2+5) in Eastern Conference Quarterfinals vs. Boston...Scored Panthers first-ever playoff game-winning goal vs. Boston (4/17)...**1994-95:** Played in 48 games with Detroit (IHL), recording 36 points (9+27)...Florida purchased Woolley's contract (2/14)...Finished second among Florida defensemen in scoring with 13 points (4+9) in 34 games...1993-94: Began season with Washington, scoring first NHL goal against Martin Brodeur in Capitals' 6-3 loss vs. New Jersey (10/8)...Played in four playoff games with Washington, scoring first playoff goal (GWG) vs. N.Y. Rangers (5/7)...Played most of season with Portland (AHL)...Scored four points (2+2) in nine playoff games as Pirates won Calder Cup...**1992-93:** Split season between Washington and Baltimore (AHL)...Recorded first NHL point (assist) in 6-5 Washington win at Toronto (10/6/92)...**1991-92:** Spent majority of season with Team Canada, recording 44 points (14+30) in 60 games during pre-Olympic tour...Had five assists in eight games in 1992 Olympics, as Canada won silver medal...Played in first NHL game in Capitals' 4-3 OT win at New Jersey (4/12/92)...Selected by Washington in fourth round (61st overall) in 1989 Entry Draft.

PERSONAL: Jason and wife, Danica, have two sons, Carter and Nolan...Played baseball and was first baseman on bronze medal-winning Canadian Junior Team at 1990 World Championships in addition to playing three seasons at Michigan State University (CCHA)...As hockey player, was member of Spartans' 1990 NCAA Championship team.

WOOLLEY VS. NHL

Team	GP	G	A	TP	PIM
Anaheim	11	0	2	2	2
Atlanta	5	0	3	3	4
Boston	30	2	9	11	8
Buffalo	9	0	1	1	2
Calgary	9	1	8	9	4
Carolina	22	4	6	10	18
Chicago	10	1	3	4	4
Colorado	14	1	8	9	10
Columbus	--	--	--	--	--
Dallas	11	1	7	8	4
Detroit	10	0	3	3	6
Edmonton	9	1	2	3	4
Florida	19	4	6	10	10
Los Angeles	13	0	7	7	8
Minnesota	1	0	0	0	2
Montreal	31	5	8	13	20
Nashville	4	1	0	1	4
New Jersey	29	3	10	13	8
N.Y. Islanders	27	7	11	18	10
N.Y. Rangers	32	3	9	12	20
Ottawa	29	1	11	12	22
Philadelphia	24	1	8	9	30
Phoenix	11	1	7	8	8
Pittsburgh	20	4	6	10	12
San Jose	10	0	6	6	2
St. Louis	8	1	2	3	8
Tampa Bay	25	2	8	10	18
Toronto	22	1	8	9	16
Vancouver	11	2	5	7	15
Washington	19	2	9	11	10
NHL Totals	475	49	173	222	289

ALEXEI ZHITNIK

LAST AMATEUR CLUB: CSKA Moscow (CIS)
HOW ACQUIRED: Came to Sabres from Los Angeles in trade on February 14, 1995, along with Robb Stauber, Charlie Huddy and fifth-round pick (Marian Menhart) in 1995 NHL Entry Draft in exchange for Grant Fuhr, Philippe Boucher and Denis Tsygurov.
2000-01: Led all Sabres defensemen in goals (8), assists (29) and total points (37) and led team in power play assists (17) and points (5+17=22)...Tied career high with two goals (one PP, one EN) and added one assist in 4-2 win @ Tampa Bay (4/1)...Had goal and two assists in 4-0 win @ Atlanta (3/26)...Recorded two assists in 3-1 win vs. Carolina (3/24)...Second assist was 200th point as a Sabre...Had two power play assists in 6-3 win vs. NY Rangers (3/14)...Recorded 300th NHL point with assist vs. Tampa Bay (2/25)...Scored game tying goal on power play in 3-3 tie vs. Toronto (1/5)...Had three game point streak (1+2=3) from vs. Philadelphia (11/22) to @ Montreal (11/25)...Had two assists in first game back from suspension @ Chicago (10/28)...Suspended four games by NHL for high sticking Andrei Markov in third period @ Montreal (10/17)...Games missed due to injury: 0...Multi-point games: 6...**2001 Playoffs:** Led all Sabre defensemen in postseason scoring (1+6=7)...Recorded assist in 5-2 win in Game Four @ Pittsburgh...Had two assists (one PP) in series clinching 8-0 win in Game Six vs. Philadelphia (4/24)...Assisted on goal in Game Five @ Philadelphia (4/19)...Had assist in 4-3 (OT) win vs. Philadelphia in Game Four (4/17)...Scored one goal and one assist in 4-3 (OT) in Game Two @ Philadelphia (4/14)...Games missed due to injury this postseason: 0...Multi-point games: 2.
CAREER: **1999-00:** Registered assist on Stu Barnes' game-winning goal (while SH) in 5-0 win @ New Jersey (4/6)...Returned to action after missing previous six games with broken finger suffered in 2-1 OT win vs. Boston (3/8)...Had two hits and three blocked shots in 3-3 tie @ NY Rangers (3/1)...Scored goal and assist (while SH) in 5-2 win @ Florida (2/28)...Was first multi-point game of season (43rd of career)...Appeared in 400th Sabres/career game vs. NY Rangers (2/25)...Had assist (on PP, GWG) in 5-0 win @ Anaheim (1/17)...Had two-game point streak (0+2) snapped @ Boston (1/13) after registering assist (on PP) in 7-4 win @ Ottawa (1/8)...Scored goal (on PP) in 6-2 win vs. Boston (11/10)...Returned to action and tallied assist in 7-3 win vs. Carolina (10/22) after missing previous game with scratched cornea suffered @ Philadelphia (10/17)...Returned to lineup 10/8 vs. Washington after missing game at Detroit (10/2) with shoulder injury...Games missed due to injury: 8...Multi-point games: 1...**2000 Playoffs:** Missed Game Five @ Philadelphia (4/20) with NHL suspension for high-sticking Daymond Langkow in Game Four vs. Philadelphia (4/18)...**1998-99:** Tallied 200th NHL assist (on PP/GWG) in 4-3 win at N.Y. Islanders (4/6)...In 500th NHL game, scored goal (on PP) in 4-3 OT win vs. Pittsburgh (3/28), which also marked 8,000th goal in Sabre history...In 300th game with Sabres, assisted on Buffalo's final two goals (1 on PP) in 4-0 win at Florida (1/18)...Recorded 100th assist with Sabres on game-tying goal in 2-2 tie at St. Louis (12/8)...Posted three-point night (1+2=3) at Toronto (10/31), including goal into empty net (3rd ENG with Sabres)...Agreed to terms on multi-year contract with Sabres (10/9)...All-Star Notes: Named to first All-Star Game (1999), joining list of players added to World All-Stars roster...Had one assist at All-Star Game (1/24/99), coming on World All-Stars' third goal (stats: 1 assist, 1 shot, -1)...In POWERaDE/NHL SuperSkills competition (1/23/99), helped World All-Stars capture Fastest Skater competition...Was third overall in event with time of 14.687 (seconds), finishing behind Peter Bondra (14.640) and Marco Sturm (14.654)...**1999 Playoffs:** Finished tied for first in scoring by defenseman with teammate Jason Woolley (4+11=15)...Tied for tenth overall in playoff scoring...Led NHL in power-play points (13)...Finished tied for first in PPG (4), and first in PPA (9)...Had at least one point (1+6=7) in six straight playoff games (5/14/99 to 5/27/99)...Scored series-winning goal (on PP) in 4-3 win in Game Four vs. Ottawa (4/27)...Previous playoff goal was two years to date of series-winner in ECQF (prev. playoff goal: 4/27/97 at Ottawa)...**1997-98:** Presented with Tim Horton Memorial Award (player whose performance is far superior to public recognition) for first time...Led team in assists (30) and was second in power-play points (2+15=17)...Also second on team in points (45)...Set career highs for goals (15) and plus/minus rating (+19) in one season...Named to Russian Olympic hockey team (1998 Nagano, Japan)...Earned silver medal with Russia, playing in six games (0+2=2, 2 PIM)...Recorded three assists vs. N.Y. Islanders (11/22) and at Tampa Bay (2/2), tying career high for most assists in game...Played in 200th game as Sabre vs. Philadelphia (11/26)...Recorded 200th NHL point with assist vs. Ottawa (12/31)...Recorded 100th point as Sabre with first assist against Lightning (2/2)...Played in 400th NHL game in 2-2 tie vs. Boston (2/4)...Registered two short-handed goals in 6-1 win vs. Florida (3/19)...Joined Michael Peca (2 vs. Ott. on 12/31/97) in tying Sabres' game record for most short-handed goals by one player...Had career-best six-game point streak (2+5=7, 3/24 at Cgy. to 4/3 vs. Bos.)...Point streak tied for longest by Sabre in 1997-98...In 1998 playoffs, saw action in 50th postseason game of career (5/14 at Mtl.)...**1996-97:** Improved plus/minus rating from -25 in 1995-96 to +10...Sabres were 4-0-3 when Zhitnik scored a goal...Had four-game point streak end in Dallas (10/30)...Goal against Capitals (10/18) was first short-handed tally of NHL career...Played in 300th NHL game at Boston (12/14)...Played for Team Russia at World Cup Tournament prior to start of season...Games missed due to injury: 0...**1995-96:** Had four-point game (1+3=4) at New Jersey (11/18)...Played for Team Russia at World Championships in Austria from April 21-May 5, 1996, registering one goal, one assist and six penalty minutes in eight games...**1994-95:** Scored goal on first shot in first game as Sabre (2/15 vs. N.Y. Rangers)...1993-94: Played at World Championships in Italy in 1994, tallying one goal in six games as assistant captain for Team Russia...**1992-93:** Played on Stanley Cup runner-up Los Angeles Kings...Posted second-highest point total ever by Kings' rookie defenseman...Point total was also second in league among rookie defensemen...Scored first NHL goal vs. Calgary (10/15)...**1991-92:** Represented gold-medal Unified Team at 1992 Winter Olympics in Albertville, France...Was fourth-round draft choice of Kings (81st overall) in 1991 NHL Entry Draft (held in Buffalo).
PERSONAL: Has twin brother named Dimitri...Wife's name is Luda...Signed a multi-year contract on September 11, 2001.

ZHITNIK VS. NHL

Team	GP	G	A	TP	PIM
Anaheim	18	1	6	7	22
Atlanta	8	1	4	5	11
Boston	37	3	11	14	43
Buffalo	4	0	1	1	4
Calgary	24	2	16	18	16
Carolina	33	3	17	20	22
Chicago	22	1	11	12	16
Colorado	16	2	3	5	24
Columbus	1	0	0	0	2
Dallas	17	1	7	8	36
Detroit	19	1	6	7	14
Edmonton	25	4	14	18	43
Florida	29	4	11	15	42
Los Angeles	12	3	2	5	8
Minnesota	1	0	0	0	0
Montreal	37	5	6	11	73
Nashville	4	0	1	1	4
New Jersey	28	3	14	17	18
N.Y. Islanders	28	4	9	13	47
N.Y. Rangers	28	6	11	17	20
Ottawa	37	4	10	14	30
Philadelphia	29	1	5	6	44
Phoenix	21	1	11	12	22
Pittsburgh	35	4	16	20	46
San Jose	23	1	12	13	28
St. Louis	15	5	4	9	16
Tampa Bay	29	2	10	12	38
Toronto	30	6	9	15	30
Vancouver	24	2	8	10	14
Washington	28	3	5	8	30
NHL Totals	662	73	240	313	763

BUFFALO SABRES 2001 TRAINING CAMP ROSTER

FORWARDS	POS	HT	WT	S	BIRTHPLACE	DATE	2000-01 TEAM	GP	G	A	PTS	PIM
Adduono, Jeremy	RW	6-0	182	R	Thunder Bay, Ontario	8-4-78	Rochester (AHL)	76	24	30	54	53
Afinogenov, Maxim	RW	5-11	188	L	Moscow, Russia	9-4-79	Buffalo	78	14	22	36	[illegible]
Barnes, Stu	C	5-11	180	R	Spruce Grove, Alberta	12-25-70	Buffalo	75	19	24	43	26
Bartovic, Milan	RW	5-11	183	L	Trenci, Czech Republic	4-9-81	Brandon (WHL)	34	15	25	40	[illegible]
Boulton, Eric	LW	6-1	215	L	Halifax, Nova Scotia	8-17-76	Buffalo	34	1	2	3	9[illegible]
Brown, Curtis	C/LW	6-0	196	L	Unity, Saskatchewan	2-12-76	Buffalo	70	10	22	32	34
Connolly, Tim	C	6-0	185	R	Syracuse, New York	5-7-81	NY Islanders	82	10	31	41	[illegible]
Dubec, Marek	F	6-1	191	L	Slovakia	2-26-82	Vsetin (Czech Sr.)	34	18	10	28	na
Dumont, J. P.	RW	6-2	202	L	Montreal, Quebec	4-1-78	Buffalo	79	23	28	51	[illegible]
Gaustad, Paul	C/LW	6-3	185	L	Fargo, North Dakota	2-3-82	Portland (WHL)	70	11	30	41	168
Gratton, Chris	C	6-4	226	L	Brantford, Ontario	7-5-75	Buffalo	82	19	21	40	[illegible]
Hamel, Denis	RW	6-2	200	L	Lachute, Quebec	5-10-77	Buffalo	41	8	3	11	22
Kotalik, Ales	RW	6-1	217	R	J.H., Czech Republic	12-23-78	HC Budejovice (Czech)	52	19	29	48	na
Kozlov, Vyacheslav	LW	5-10	184	L	Voskresensk, Russia	5-3-72	Detriot	72	20	18	38	38
Kristek, Jaroslav	RW	6-2	188	L	Zlin, Czech Republic	3-16-80	Rochester (AHL)	38	5	3	8	20
Matte, Christian	RW	5-11	182	R	Hull, Quebec	1-20-75	Cleveland (IHL)	58	38	29	67	5[illegible]
Methot, Francois	C	6-0	203	R	Montreal, Quebec	4-26-78	Rochester (AHL)	79	22	33	55	35
Milley, Norman	RW	6-0	200	R	Toronto, Ontario	2-14-80	Rochester (AHL)	77	20	27	47	5[illegible]
Mosovsky, Karel	LW	6-2	198	R	Piesek, Czech Republic	8-22-81	Regina (WHL)	61	25	56	51	59
Peters, Andrew	LW	6-4	223	L	St. Catharines, Ontario	5-5-80	Rochester (AHL)	49	0	4	4	1[illegible]
Pominville, Jason	RW	6-0	178	R	Repentigny, Quebec	11-30-82	Shawinigan (QMJHL)	71	46	67	113	24
Pyatt, Taylor	LW	6-4	222	L	Thunder Bay, Ontario	8-19-81	NY Islanders	78	4	14	18	3[illegible]
Rasmussen, Erik	LW/C	6-3	208	L	Minneapolis, Minnesota	3-28-77	Buffalo	82	12	19	31	51
Ray, Rob	RW	6-0	217	L	Stirling, Ontario	6-8-68	Buffalo	63	4	6	10	27[illegible]
Roy, Derek	C	5-9	186	L	Ottawa, Ontario	5-2-83	Kitchener (OHL)	65	42	39	81	1[illegible]
Satan, Miroslav	L/RW	6-3	190	L	Topolcany, Slovakia	10-22-74	Buffalo	82	29	33	62	36
Taylor, Chris	C	6-2	195	L	Stratford, Ontario	3-6-72	Buffalo/Rochester	45	20	24	44	2[illegible]
Thorburn, Chris	C	6-3	207	R	Sault, St. Marie, Ontario	6-3-83	North Bay (OHL)	66	22	32	54	64
Van Oene, Darren	LW	6-4	215	L	Edmonton, Alberta	1-18-78	Rochester (AHL)	64	10	12	22	1[illegible]
Varada, Vaclav	RW	6-0	206	L	Vsetin, Czech Republic	4-26-76	Buffalo	75	10	21	31	81

BUFFALO SABRES 2001 TRAINING CAMP ROSTER

DEFENSEMEN	POS	HT	WT	S	BIRTHPLACE	DATE	2000-01 TEAM	GA	G	A	PTS	PIM
Aslund, Calle	D	6-2	191	L	Haninge, Sweded	3-29-83	Huddinge (Sweden Jr.)	19	2	4	6	48
Campbell, Brian	D	6-0	190	L	Strathroy, Ontario	5-23-79	Buffalo/Rochester	65	7	25	32	24
Dicaire, Gerard	D	6-2	190	L	Faro, Yukon	9-14-82	Seattle (WHL)	69	15	36	51	33
Fitzpartick, Rory	D	6-0	208	R	Rochester, NY	1-11/75	Hamilton (AHL)	34	3	17	20	29
Houda, Doug	D	6-3	209	R	Blairmore, Alberta	6-3-66	Rochester (AHL)	43	6	20	26	106
Hurlbut, Mike	D	6-2	206	L	Massena, New York	10-7-66	Rochester (AHL)	53	6	26	32	36
Janik, Doug	D	6-2	209	L	Agawam, Massachusetts	3-26-80	University of Maine	39	3	15	18	50
Jorde, Ryan	D	6-3	223	R	Kelowna, British Columbia	5-23-82	Tri-City (WHL)	67	1	6	7	219
Kalinin, Dmitri	D	6-3	215	L	Cheljabinsk, Russia	7-22-80	Buffalo	79	4	18	22	38
Larocque, Mario	D	6-4	202	L	Montreal, Quebec	4-24-78	Detroit (IHL)	7	2	1	3	233
McKee, Jay	D	6-4	203	L	Kingston, Ontario	9-8-77	Buffalo	74	1	10	11	76
McMorrow, Sean	D	6-4	214	R	Vancouver, British Columbia	1-19-82	London (OHL)	49	0	4	4	131
Patrick, James	D	6-3	202	R	Winnipeg, Manitoba	6-14-63	Buffalo	54	4	9	13	12
Smehlik, Richard	D	6-4	219	L	Ostrava, Czech Republic	1-23-70	Buffalo	56	3	12	15	4
Tallinder, Henrik	D	6-3	210	L	Stockholm, Sweden	1-10-79	TPS Turku (Finland)	56	5	9	14	62
Theoret, Luc	D	6-2	190	L	Winnipeg, Manitoba	7-30-79	South Carolina (ECHL)	19	4	2	6	19
Warrener, Rhett	D	6-2	209	R	Shaunavon, Saskatchewan	1-27-76	Buffalo	77	3	16	19	78
Woolley, Jason	D	6-0	203	L	Toronto, Ontario	7-27-69	Buffalo	67	5	18	23	46
Zhitnik, Alexei	D	5-11	213	L	Kiev, Ukraine	10-10-72	Buffalo	78	8	29	37	75

GOALTENDERS	POS	HT	WT	C	BIRTHPLACE	DATE	2000-01 TEAM	GP	W-L-T	GAA	%
Askey, Tom	G	6-2	185	L	Kenmore, NY	10-4-74	Rochester (AHL)	29	8-4-3	2.55	.905
Biron, Martin	G	6-1	154	L	Lac St. Charles, Quebec	8-15-77	Buffalo	18	7-7-1	2.55	.909
Essensa, Bob	G	6-0	190	L	Toronto, Ontario	1-14-65	Vancouver	39	18-12-3	2.68	.892
Noronen, Mika	G	6-2	196	L	Tampere, Finland	6-17-79	Rochester (AHL)	47	26-15-5	2.18	.913
Rousseau, Ghyslain	G	6-0	161	L	Black Lake, Quebec	2-6-82	Baie-Comeau (QMJHL)	10	9-10-4	3.57	.892

THE FOLLOWING PLAYERS ARE MEMBERS OF THE ORGANIZATION, BUT WILL NOT BE ATTENDING TRAINING CAMP:

PLAYER	POS	HT	WT	S	BIRTHPLACE	DATE	2000-01 TEAM	GP	G	A	PTS	PIM
Bizayayev, Vasily	F	6-1	185	L	Moscow, Russia	6-6-82	Kitchener (OHL)	53	10	14	24	10
Denisov, Denis	D	6-0	183	L	Moscow, Russia	12-31-81	HC Moscow (Russia)	na	na	na	na	na
Kriukov, Artem	C	6-3	180	L	Russia	3-5-82	Yarolsav (Russia)	2	0	0	0	2
Moravec, David	RW	6-0	180	L	Opava, Czech Republic	3-24-73	HC Vitkovice (Czech)	61	19	26	45	na
Novotny, Jiri	C	6-2	194	R	Pelhrimov, Czech Republic	8-12-83	HC Budejovice (Czech Sr.)	19	0	4	4	2
Pandolfo, Mike	LW	6-3	226	L	Burlington, Massachusetts	9-15-79	Boston U. (NCAA)	37	16	13	29	30
Vondrka, Michal	LW	6-0	178	R	Budejovice, Czech Republic	5-17-83	HC Budejovice (Czech Sr.)	8	1	0	1	2

GOALTENDERS	POS	HT	WT	C	BIRTHPLACE	DATE	2000-01 TEAM	GP	W-L-T	GAA	%
Miller, Ryan	G	6-2	161	L	East Lansing, MI	7-17-80	Michigan State	40	31-5-4	1.32	--

THE FOLLOWING PLAYERS ARE TRAINING CAMP INVITEES BUT ARE NOT UNDER CONTRACT WITH THE TEAM.

PLAYER	POS	HT	WT	S	BIRTHPLACE	DATE	2000-01 TEAM	GP	G	A	PTS	PIM
Fyfe, Alan	RW	6-0	200	R	Niagara Fallo, Ontario	2-14-79	St. Lawrence (NCAA)	36	16	23	39	22
Williamson, Brad	D	5-9	184	L	Thunder Bay, Ontario	3-9-77	Houston (IHL)	54	3	8	11	24

GOALTENDERS	POS	HT	WT	C	BIRTHPLACE	DATE	2000-01 TEAM	GP	W-L-T	GAA	%
Bourcier, Reg	G	5-10	188	L	Kenora, Ontario	3-13-80	Mobile (ECHL)	37	14-9-5	3.53	na

S - Shoots
C - Catches

General Manager: Darcy Regier
Head Coach: Lindy Ruff
Associate Coach: Don Lever
Assistant Coach: Brian McCutcheon
Strength & Conditioning Coach: Doug McKenney
Assistant Strength Coach: Dennis Cole
Goaltender Coach: Jim Corsi
Administrative Assistant Coach: Jeff Holbrook
Head Trainer/Massage Therapist: Jim Pizzutelli
Head Equipment Manager: Rip Simonick
Asst. Equipment Manager: George Babcock

Right Wing

JEREMY ADDUONO



BORN: August 4, 1978; Thunder Bay, Ontario
HEIGHT: 6'0" **WEIGHT:** 183
SHOOTS: RIGHT
LAST AMATEUR CLUB: Rochester (AHL)
HOW ACQUIRED: Buffalo's 8th choice, 184th overall, in 1997 Entry Draft.

2000-01: Led Rochester in goals (24) and was second in points (54)... Was co-winner of the McCulloch Trophy for service to the Rochester Community...Named the AON/AHL 2001 Rochester Americans Man of the Year.

CAREER: **1999-00:** Tied for second in goals scored for Rochester (AHL)...**1998-99:** Played in 44 games for the Canadian National Team...**1997-98:** Tallies 106 points (37+69) in 66 games for Sudbury (OHL)...1996-97: Scored 69 points with Sudbury (OHL).

			REGULAR SEASON												PLAYOFFS				
Season	Team	League	GP	G	A	TP	+/-	PIM	PP	SH	GW	GT	S	S%	GP	G	A	TP	PIM
1995-96	Sudbury	OHL	66	15	22	37	--	14	--	--	--	--	--	--	--	--	--	--	--
1996-97	Sudbury	OHL	66	29	40	69	--	24	--	--	--	--	--	--	--	--	--	--	--
1997-98	Sudbury	OHL	66	37	69	106	--	40	--	--	--	--	--	--	--	--	--	--	--
1998-99	Canada	Nat-Team	44	10	18	28	--	10	--	--	--	--	--	--	10	5	5	10	10
1999-00	Rochester	AHL	51	23	22	45	18	20	9	0	8	1	99	23.2	--	--	--	--	--
2000-01	Rochester	AHL	76	24	30	54	0	53	5	2	3	0	177	13.6	21	6	11	17	2
															4	1	0	1	4

Goaltender

TOM ASKEY

BORN: October 4, 1974; Kenmore, NY
HEIGHT: 6'2" **WEIGHT:** 185
CATCHES: LEFT
LAST AMATEUR CLUB: Ohio State (CCHA)
HOW ACQUIRED: Signed as a free agent August 7, 2001.

2000-01: Won Harry "Hap" Holmes Award along with Mika Noronen for being the AHL's outstanding team goaltenders...Had a career best 2.55 GAA...Had a season high six game unbeaten streak (4-0-2) from 12/27 to 1/27...Won 50th career AHL game in 7-4 win at Worcester (10/08).

CAREER: **1999-00:** Split time between Kansas City and Houston of the IHL...Was named an IHL All-Star while with Kansas City...**1998-99:** Set career highs in games played (53) and wins (21) with Cincinnati...Played in only NHL playoff game stopping 9 of 11 shots for Anaheim @ Detroit (4/21)...**1997-98:** Allowed three or fewer goals in 16 of 31 starts with Cincinnati...Mad NHL debut with Anaheim @ Dallas (3/13) ...Appeared in seven games overall with Anaheim going 0-2-1 with a 2.64 GAA...**1996-97:** Led Baltimore (AHL) with 17 wins...Recorded first AHL win vs. Binghamton (11/29)...Appeared in first AHL game in relief @ Carolina (11/21).

			REGULAR SEASON							PLAYOFFS					
Season	Team	League	GP	MIN	GA	SO	AVG.	W-L-T		GP	MIN	GA	SO	AVG.	W-L-T
1993-93	Ohio State	CCHA	25	1235	125	0	6.07	2-19-0		--	--	--	--	--	--
1993-94	Ohio State	CCHA	27	1488	103	0	4.15	3-19-4		--	--	--	--	--	--
1994-95	Ohio State	CCHA	26	1387	121	0	5.23	4-19-4		--	--	--	--	--	--
1995-96	Ohio State	CCHA	26	1340	68	0	3.05	8-11-4		--	--	--	--	--	--
1996-97	Baltimore	AHL	40	2238	140	1	3.75	17-18-2		3	137	11	0	4.79	0-3
1997-98	Anaheim	NHL	7	273	12	0	2.64	0-1-2		--	--	--	--	--	--
	Cincinnati	AHL	32	1753	104	3	3.56	10-16-4		--	--	--	--	--	--
1998-99	Cincinnati	AHL	53	2893	131	3	2.72	21-22-3		3	178	13	0	4.38	0-3
	Anaheim	NHL	--	--	--	--	--	--		1	30	2	0	4.00	0-1
1999-00	Kansas City	IHL	13	658	43	0	3.92	3-5-3		--	--	--	--	--	--
	Houston	IHL	13	727	33	0	2.72	4-7-1		--	--	--	--	--	--
2000-01	Rochester	AHL	29	1671	71	680	2.55	15-8-4		--	--	--	--	--	--
	NHL Totals		7	273	12	0	2.64	0-1-2		1	30	2	0	4.00	0-1

Right Wing

MILAN BARTOVIC



BORN: August 9, 1981; Trencin Czech Republic
HEIGHT: 5'11" **WEIGHT:** 192
SHOOTS: LEFT
LAST AMATEUR CLUB: Brandon (WHL)
HOW ACQUIRED: Second-round draft choice (35th overall) of the Sabres in 1999 Entry Draft.

2000-01: Was sixth in total scoring with Brandon with 40 points...Won silver medal with Slovakia at World Junior Championships...Was a WHL All-Star selection in the CHL Cup.

CAREER: **1999-00:** Finished tied for first in goals (26) and was second in overall points (57) for Brandon.

			REGULAR SEASON												PLAYOFFS				
Season	Team	League	GP	G	A	TP	+/-	PIM	PP	SH	GW	GT	S	S%	GP	G	A	TP	PIM
1997-98	Dukla Trencin	Slovak-Jr.	26	2	6	8	--	27	--	--	--	--	--	--	--	--	--	--	--
1998-99	Dukla Trencin	Slovak-Jr.	46	36	35	71	--	62	--	--	--	--	--	--	6	9	3	12	10
1999-00	Tri City	WHL	18	8	9	17	--	12	--	--	--	--	--	--	--	--	--	--	--
	Brandon	WHL	38	18	22	40	--	28	--	--	--	--	--	--	--	--	--	--	--
2000-01	Brandon	WHL	34	15	25	40	--	40	--	--	--	--	--	--	6	1	2	3	8
	Rochester	AHL	2	1	1	2	--	0	--	--	--	--	--	--	4	0	1	1	2

Defense

BRIAN CAMPBELL



BORN: May 23, 1979; Strathroy, Ontario
HEIGHT: 6'0" **WEIGHT:** 190
SHOOTS: LEFT
LAST AMATEUR CLUB: Ottawa (OHL)
HOW ACQUIRED: Buffalo's sixth-round choice (156th overall) in 1997 Entry Draft.

2000-01: Tied for team lead in points among Amerks defensemen (32) and was eighth overall on team...Played eight games with Sabres...Member of 2001 AHL Canadian All-Star Team.

CAREER: **1999-00:** Reassigned to Rochester (1/5)...Recalled from Rochester (1/2) and saw action @ Toronto (1/3)...Reassigned to Rochester (12/29)...Had assist vs. Detroit (12/28)...Recalled from Rochester (12/20)...Reassigned to Rochester on 10/27...Tallied assist on first Sabre goal in 7-3 win vs Carolina (10/22)...Recalled from Rochester on 10/18 with injury to Alexei Zhitnik...Assigned to Rochester (AHL) on 10/15...Scored first NHL/career point (assist on PP) and first NHL/career goal vs. Washington (10/8)...Also first career multi-point game...Played in first NHL/career games at Detroit (10/2)...Games missed due to injury: 0...Multi-point games: 1...With Rochester: Finished second in scoring among defensemen....**1998-1999:** Selected as OHL's Most Outstanding Player...Won Memorial Cup with Ottawa...Led OHL defenseman in scoring with 87 points (12+75)...Signed multi-year contract with Buffalo on June 1, 1999...**1997-98:** Tallied 15 points in 13 games with Ottawa (OHL).

			REGULAR SEASON													PLAYOFFS				
Season	Team	League	GP	G	A	TP	+/-	PIM	PP	SH	GW	GT	S	S%		GP	G	A	TP	PIM
1995-96	Ottawa	OHL	66	5	22	27	--	23	--	--	--	--	--	--		4	0	1	1	2
1996-97	Ottawa	OHL	66	7	36	43	--	12	--	--	--	--	--	--		24	2	11	13	8
1997-98	Ottawa	OHL	66	14	39	53	--	31	--	--	--	--	--	--		13	1	14	15	0
1998-99	Ottawa	OHL	62	12	75	87	--	27	--	--	--	--	--	--		9	2	10	12	6
	Canada	WJC	7	1	1	2	--	4	--	--	--	--	--	--		--	--	--	--	--
	Rochester	AHL	--	--	--	--	--	--	--	--	--	--	--	--		2	0	0	0	0
1999-00	Rochester	AHL	67	2	24	26	-4	22	1	0	0	0	113	1.8		21	0	3	3	0
	Buffalo	NHL	12	1	4	5	-2	4	0	0	0	0	10	10.0		--	--	--	--	--
2000-01	Rochester	AHL	65	7	25	32	6	24	3	2	1	0	152	4.6		4	0	1	1	0
	Buffalo	NHL	8	0	0	0	0	0	0	0	0	0	0	0.0		--	--	--	--	--
	NHL Totals		20	1	4	5	-2	4	0	0	0	0	10	10.0		--	--	--	--	--
	Sabre Totals		20	1	4	5	-2	4	0	0	0	0	10	10.0		--	--	--	--	--

Defense

RORY FITZPATRICK



BORN: January 11, 1975; Rochester, NY
HEIGHT: 6'2" WEIGHT: 208
SHOOTS: RIGHT
LAST AMATEUR CLUB: Sudbury Wolves (OHL)
HOW ACQUIRED: Signed as a free agent on August 14, 2001.

2000-01: Finished season with Hamilton of AHL, registering three goals and 17 assists for 20 points in 34 games...Also spent time with Milwaukee of the IHL totaling two assists in 22 games...Appeared in two games with Nashville Predators.
CAREER: **1999-00:** Split time between Worcester (AHL) and Milwaukee (IHL)...**1998-99:** Led Worcester defensemen in scoring with 21 points (5+16=21)...**1997-98:** Scored career highs in goals (8), assists (22) and points (30) with Worcester...**1996-97:** Traded to St. Louis by Montreal along with Pierre Turgeon and Craig Conroy for Murray Baron, Shayne Corson and St. Louis' fifth-round choice in 1997 NHL Entry Draft on October 29, 1996...**1995-96:** Scored only career NHL goal in a playoff game against the NY Rangers (4/26) while with Montreal...Appeared in 22 regular season games with Canadiens recording two assists...Recorded first NHL assist/point against Philadelphia (12/16)...Made NHL debut at Chicago (12/15).
PERSONAL: Was a member of Team USA at the 1995 World Junior Championships in Red Deer, Alberta...Originally Montreal's second-round pick (47th overall) in 1993 NHL Entry Draft.

			REGULAR SEASON											PLAYOFFS					
Season	Team	League	GP	G	A	TP	+/-	PIM	PP	SH	GW	GT	S	S%	GP	G	A	TP	PIM
1992-93	Sudbury	OHL	58	4	20	24	--	68	--	--	--	--	--	--	14	0	0	0	17
1993-94	Sudbury	OHL	65	12	34	46	--	112	--	--	--	--	--	--	10	2	5	7	10
1994-95	Sudbury	OHL	56	12	36	48	--	72	--	--	--	--	--	--	18	3	15	18	21
	Fredericton	AHL	--	--	--	--	--	--	--	--	--	--	--	--	10	1	2	3	5
1995-96	Montreal	NHL	42	0	2	2	-7	18	0	0	0	0	31	0.0	6	1	1	2	0
	Fredericton	AHL	18	4	6	10	--	36	--	--	--	--	--	--	--	--	--	--	--
1996-97	Montreal	NHL	6	0	1	1	-2	6	0	0	0	0	5	0.0	--	--	--	--	--
	St. Louis	NHL	2	0	0	0	-2	2	0	0	0	0	1	0.0	--	--	--	--	--
	Worcester	AHL	49	4	13	17	--	78	--	--	--	--	--	--	5	1	2	3	0
1997-98	Worcester	AHL	62	8	22	30	--	111	--	--	--	--	--	--	11	0	3	3	26
1998-99	St. Louis	NHL	1	0	0	0	-3	2	0	0	0	0	0	0.0	--	--	--	--	--
	Worcester	AHL	53	5	16	21	--	82	--	--	--	--	--	--	4	0	1	1	17
1999-00	Worcester	AHL	28	0	5	5	--	48	--	--	--	--	--	--	--	--	--	--	--
	Milwaukee	IHL	27	2	1	3	--	27	--	--	--	--	--	--	3	0	2	2	2
2000-01	Milwaukee	IHL	22	0	2	2	--	32	--	--	--	--	--	--	--	--	--	--	--
	Hamilton	AHL	34	3	17	20	--	29	--	--	--	--	--	--	--	--	--	--	--
	Nashville	NHL	2	0	0	0	-2	2	0	0	0	0	0	0.0	--	--	--	--	--
	NHL Totals		53	0	0	0	-16	30	0	0	0	0	37	0.0	6	1	1	2	0

Defense

DOUG HOUDA



BORN: June 3, 1966; Blairmore, Alberta
HEIGHT: 6'2" WEIGHT: 209
SHOOTS: RIGHT
LAST AMATEUR CLUB: Medicine Hat (WHL)
HOW ACQUIRED: Signed as a free agent on July 13, 1999..

2000-01: Played in 43 regular season games with Rochester...Missed 32 games with broken ankle...Served as team captain for part of season.
CAREER: **1999-00:** Appeared in 79 games with Rochester (AHL)...Finished first among team defensemen with +14...**1998-99:** Appeared in 73 games with Adirondack (AHL)...Played in three games with Detroit after being recalled (12/31)...**1997-98:** Appeared in 55 games with Islanders and Mighty Ducks...Acquired by Anaheim from N.Y. Islanders along with Travis Green and Tony Tuzzolino in exchange for J.J. Daignault, Joe Sacco and Mark Janssens (2/6)...Recorded all three points on the road...Notched 1,000th PIM vs. Florida (11/12)...**1996-97:** Signed with N.Y. Islanders as free agent on October 26, 1996...Appeared in 500th NHL/career game vs. Hartford (4/11)...**1995-96:** Split season between Buffalo and Rochester (AHL)...Registered eight points (3+5=8) in the AHL playoffs...Won Calder Cup with Rochester...**1994-95:** Acquired by Buffalo from Los Angeles in exchange for Sean O'Donnell (7/26/94)...**1993-94:** Missed 14 of 21 final games with separated shoulder...Set season-high with 188 PIM...Traded to Los Angeles from Hartford for Marc Potvin (11/3)...**1992-93:** Third season with Hartford...Had five games with 10 PIM...**1991-92:** Scored first career game-winning goal at Washington (3/24)...Recorded career-high 21 PIM vs. Buffalo (2/11)...**1990-91:** Traded to Hartford by Detroit in exchange for Doug Crossman (2/20)...Scored 26 points (9+17=26) in 38 games with Adirondack (AHL)...**1989-90:** Had three multi-point games...Three of nine assists came on game-winning goals...**1988-89:** Tied for second on Detroit with a +17 plus/minus rating...**1987-88:** Selected AHL First Team All-Star...Scored first NHL goal vs. Philadelphia (12/11)...**1985-86:** Made NHL debut vs. Minnesota (12/10)...**1984-85:** Originally drafted by Detroit in second round (28th overall) in the 1984 NHL Entry Draft.
PERSONAL: Married, wife Shelley and son Kris and daughter Toni....Enjoys fishing, boating, and waterskiing...Garth Brooks fan.

HOUDA (CONT)

			REGULAR SEASON												PLAYOFFS					
Season	Team	League	GP	G	A	TP	+/-	PIM	PP	SH	GW	GT	S	S%	GP	G	A	TP	PIM
1981-82	Calgary	WHL	3	0	0	0	--	0	--	--	--	--	--	--	--	--	--	--	--
1982-83	Calgary	WHL	71	5	23	28	--	99	--	--	--	--	--	--	16	1	3	4	44
1983-84	Calgary	WHL	69	6	30	36	--	195	--	--	--	--	--	--	4	0	0	0	7
1984-85	Calgary	WHL	65	20	54	74	--	182	--	--	--	--	--	--	8	3	4	7	29
	Kalamazoo	IHL	--	--	--	--	--	--	--	--	--	--	--	--	7	0	2	2	10
1985-86	Calgary	WHL	16	4	10	14	--	60	--	--	--	--	--	--	--	--	--	--	--
	Medicine Hat	WHL	35	9	23	32	--	80	--	--	--	--	--	--	25	4	19	23	64
	Detroit	NHL	6	0	0	0	0	4	0	0	0	0	5	0.0	--	--	--	--	--
1986-87	Adirondack	AHL	77	6	23	29	--	142	--	--	--	--	--	--	11	1	8	9	50
1987-88	Detroit	NHL	11	1	1	2	0	10	0	0	0	0	10	10.0	--	--	--	--	--
	Adirondack	AHL	71	10	32	42	--	169	--	--	--	--	--	--	11	0	3	3	44
1988-89	Detroit	NHL	57	2	11	13	17	67	0	0	0	0	38	5.3	6	0	1	1	0
	Adirondack	AHL	7	0	3	3	--	8	--	--	--	--	--	--	--	--	--	--	--
1989-90	Detroit	NHL	73	2	9	11	-5	127	0	0	0	0	59	3.4	--	--	--	--	--
1990-91	Adirondack	AHL	38	9	17	26	--	67	--	--	--	--	--	--	--	--	--	--	--
	Detroit	NHL	22	0	4	4	-2	43	0	0	0	0	21	0.0	--	--	--	--	--
	Hartford	NHL	19	1	2	3	-3	41	0	0	0	0	21	4.8	6	0	0	0	8
1991-92	Hartford	NHL	56	3	6	9	-2	125	1	0	1	0	40	7.5	6	0	2	2	13
1992-93	Hartford	NHL	60	2	6	8	-19	167	0	0	0	0	43	4.7	--	--	--	--	--
1993-94	Hartford	NHL	7	0	0	0	-4	23	0	0	0	0	1	0.0	--	--	--	--	--
	Los Angeles	NHL	54	2	6	8	-15	165	0	0	0	0	31	6.5	--	--	--	--	--
1994-95	Buffalo	NHL	28	1	2	3	1	68	0	0	0	0	21	4.8	--	--	--	--	--
1995-96	Buffalo	NHL	38	1	3	4	3	52	0	0	0	0	21	4.8	--	--	--	--	--
	Rochester	AHL	21	1	6	7	--	41	--	--	--	--	--	--	19	3	5	8	30
1996-97	NY Islanders	NHL	70	2	8	10	1	99	0	0	0	0	29	6.9	--	--	--	--	--
	Utah	IHL	3	0	0	0	--	7	--	--	--	--	--	--	--	--	--	--	--
1997-98	NY Islanders	NHL	31	1	2	3	-6	47	0	0	0	0	15	6.7	--	--	--	--	--
	Anaheim	NHL	24	1	2	3	-5	52	0	1	0	0	9	11.1	--	--	--	--	--
1998-99	Adirondack	AHL	73	7	21	28	--	122	--	--	--	--	--	--	3	0	1	1	4
	Detroit	NHL	3	0	1	1	-2	0	0	0	0	0	1	0.0	--	--	--	--	--
1999-00	Rochester	AHL	79	7	17	24	14	175	1	1	0	1	111	6.3	21	1	8	9	39
	Buffalo	NHL	1	0	0	0	0	12	0	0	0	0	0	0.0	0	0	0	0	0
2000-01	Rochester	AHL	43	6	20	26	11	106	3	0	2	0	76	7.9	4	0	0	0	4
	NHL Totals		559	19	63	82	-48	1090	1	1	1	0	365	5.2	18	0	3	3	21
	Sabre Totals		67	2	5	7	4	132	0	0	0	0	42	4.8	--	--	--	--	--

Defense

MIKE HURLBUT



BORN: October 7, 1966; Massena, New York
HEIGHT: 6'2" WEIGHT: 206
SHOOTS: LEFT
LAST AMATEUR CLUB: St. Lawrence (ECAC)
HOW ACQUIRED: Signed as a free agent with Sabres on August 11, 1997.

2000-01: Appeared in 53 games with Rochester, tying for team lead in points among defensemen (32)...Named a starter and team captain for 2001 AHL Planet USA All-Star Team...Named Captain of Amerks for fourth season marking the longest reign in franchise history.
CAREER: **1999-00:** Led Rochester (AHL) in scoring among defensemen (10+29+39)...Finished third in power play goals among defensemen in the AHL with eight...**1998-99:** Agreed to a multi-year deal with Buffalo on July 9, 1999...Finished fifth in points by defenseman (15+39=54) in AHL...Led Rochester (AHL) in scoring by defensemen in regular season and playoffs...Was +2 in 6-3 win at Tampa Bay (11/29) in one appearance with Sabres... **1997-98:** Made Sabre debut on defense at Washington (10/3), recording first NHL action since with Quebec in 1993-94...Reassigned to Rochester (AHL) on October 8...Spent remainder of season with Amerks...Traded to Quebec on September 7, 1993, for Alexander Karpovtsev...N.Y. Rangers' first choice (fifth overall) in 1988 Supplemental Draft...**1996-97:** Finished tied for third on Houston Aeros (IHL) in playoff scoring...**1994-95:** Selected AHL Second-Team All-Star in '95.

HURLBUT (CONT)

			REGULAR SEASON												PLAYOFFS				
Season	Team	League	GP	G	A	TP	+/-	PIM	PP	SH	GW	GT	S	S%	GP	G	A	TP	PIM
1985-86	St. Lawrence	ECAC	25	2	10	12	--	40	--	--	--	--	--	--	--	--	--	--	--
1986-87	St. Lawrence	ECAC	35	8	15	23	--	44	--	--	--	--	--	--	--	--	--	--	--
1987-88	St. Lawrence	ECAC	38	6	12	18	--	18	--	--	--	--	--	--	--	--	--	--	--
1988-89	St. Lawrence	ECAC	36	8	25	33	--	30	--	--	--	--	--	--	--	--	--	--	--
	Denver	IHL	8	0	2	2	--	13	--	--	--	--	--	--	--	--	--	--	--
1989-90	Flint	IHL	74	3	34	37	--	38	--	--	--	--	--	--	4	1	2	3	2
1990-91	San Diego	IHL	2	1	0	1	--	0	--	--	--	--	--	--	3	0	1	1	--
	Binghampton	AHL	33	2	11	13	--	27	--	--	--	--	--	--	--	--	--	--	--
1991-92	Binghampton	AHL	79	16	39	55	--	64	--	--	--	--	--	--	3	0	1	1	0
1992-93	NY Rangers	NHL	23	1	8	9	4	16	1	0	0	0	26	3.8	11	2	7	9	2
	Binghampton	AHL	45	11	25	36	--	46	--	--	--	--	--	--	--	--	--	--	--
1993-94	Quebec	NHL	1	0	0	0	-1	0	0	0	0	0	1	0.0	14	2	5	7	10
	Cornwall	AHL	77	13	33	46	--	100	--	--	--	--	--	--	--	--	--	--	--
1994-95	Cornwall	AHL	74	11	49	60	--	69	--	--	--	--	--	--	13	3	7	10	12
1995-96	Minnesota	IHL	22	1	4	5	--	22	--	--	--	--	--	--	3	1	0	1	1
	Houston	IHL	38	3	12	15	--	33	--	--	--	--	--	--	--	--	--	--	--
1996-97	Houston	IHL	70	11	24	35	--	62	--	--	--	--	--	--	--	--	--	--	--
1997-98	Rochester	AHL	45	10	20	30	-2	48	3	0	0	0	145	6.9	13	5	8	13	12
	Buffalo	NHL	3	0	0	0	-1	2	0	0	0	0	3	0.0	4	1	1	2	2
1998-99	Rochester	AHL	72	15	39	54	19	46	9	1	3	1	226	6.6	--	--	--	--	--
	Buffalo	NHL	1	0	0	0	2	0	0	0	0	0	2	0.0	20	4	5	9	12
1999-00	Rochester	AHL	74	10	29	39	6	83	8	0	1	1	213	4.7	--	--	--	--	--
	Buffalo	NHL	1	0	0	0	1	2	0	0	0	0	1	0.0	21	5	6	11	7
2000-01	Rochester	AHL	53	6	26	32	4	36	4	0	1	0	153	3.9	--	--	--	--	--
	NHL Totals		**29**	**1**	**8**	**9**	**5**	**20**	**1**	**0**	**0**	**0**	**33**	**3.0**	4	1	0	1	0
	Sabre Totals		**5**	**0**	**0**	**0**	**2**	**4**	**0**	**0**	**0**	**0**	**5**	**0.0**	--	--	--	--	--

Defense — DOUG JANIK



BORN: March 26, 1980; Agawam, Massachusetts
HEIGHT: 6'1" **WEIGHT:** 220
SHOOTS: LEFT
LAST AMATEUR CLUB: Maine (NCAA – Hockey East)
HOW ACQUIRED: Drafted in the second round (55th overall) in the 1999 NHL Entry Draft.

2000-01: Served as team captain for the University of Maine (Hockey East) for th second consecutive season...Led Blackbear defensemen in scoring with three goals and 15 assists for 18 points... Was named to the 2000-01 NCAA All-East Regional Team.
CAREER: 1999-00: Member of the New England Hockey Writers Association All-Star Team and an All-Hockey Eas Team honorable mention and runner-up Best Defensive Defenseman...
PERSONAL: Represented the United States at the 1999 and 2000 World Junior Championships...Signed entry level con tract July 24, 2001.

			REGULAR SEASON												PLAYOFFS				
Season	Team	League	GP	G	A	TP	+/-	PIM	PP	SH	GW	GT	S	S%	GP	G	A	TP	PIM
1998-99	Univ. of Maine	Hockey E.	29	3	12	15	--	40	--	--	--	--	--	--	--	--	--	--	--
	Team USA	World Jr.	6	1	0	1	--	2	--	--	--	--	--	--	--	--	--	--	--
1999-00	Univ. of Maine	Hockey E.	35	6	13	19	--	50	--	--	--	--	--	--	--	--	--	--	--
2000-01	Univ. of Maine	Hockey E.	39	3	15	18	--	50	--	--	--	--	--	--	--	--	--	--	--

Right Wing — ALES KOTALIK



BORN: December 23, 1978; Jindrichuv Hradec, Czech Republic
HEIGHT: 5'10" **WEIGHT:** 184
SHOOTS: RIGHT
LAST AMATEUR CLUB: HC Budejovice Czech
HOW ACQUIRED: Sixth-round draft choice (164th overall) of the Sabres in 1998 Entry Draft.

2000-01: Led HC Budejovice in goals (19), assists (29) and total points (48).

			REGULAR SEASON												PLAYOFFS				
Season	Team	League	GP	G	A	TP	+/-	PIM	PP	SH	GW	GT	S	S%	GP	G	A	TP	PIM
1997-98	HC Budejovice	Czech	47	9	7	16	--	14	--	--	--	--	--	--	--	--	--	--	--
1998-99	HC Budejovice	Czech	41	8	13	21	--	16	--	--	--	--	--	--	3	0	0	0	--
1999-00	HC Budejovice	Czech	43	7	12	19	--	34	--	--	--	--	--	--	3	0	1	1	6
2000-01	HC Budejovice	Czech	52	19	29	48	--	54	--	--	--	--	--	--	--	--	--	--	--

Right Wing — JAROSLAV KRISTEK



BORN: March 16, 1980; Zlin, Czech Republic
HEIGHT: 6'2" **WEIGHT:** 190
SHOOTS: LEFT
LAST AMATEUR CLUB: Tri-City (WHL)
HOW ACQUIRED: Buffalo's 4th choice, 50th overall, in 1998 Entry Draft.

2000-01: Appeared in 35 games totaling eight points (5+3) in first pro fessional season before suffering season ending shoulder injury.
CAREER: 1999-00: Had 51 points in 45 games with Tri-City (WHL)...1998-99: Scored 86points in 70 games with Tri-City...1997-98: Had 8 assists with ZPS Zlin...1996-97:Tallied 55 points in 44 games with ZPS Zin.

			REGULAR SEASON												PLAYOFFS				
Season	Team	League	GP	G	A	TP	+/-	PIM	PP	SH	GW	GT	S	S%	GP	G	A	TP	PIM
1995-96	ZPS Zlin	Czech-Jr.	34	33	20	53	--	--	--	--	--	--	--	--	--	--	--	--	--
1996-97	ZPS Zlin	Czech-Jr.	44	28	27	55	--	--	--	--	--	--	--	--	--	--	--	--	--
1997-98	ZPS Zlin	Czech-Jr.	7	8	5	13	--	--	--	--	--	--	--	--	--	--	--	--	--
	ZPS Zlin	Czech-Rep	37	2	8	10	--	20	--	--	--	--	--	--	--	--	--	--	--
	HC Prostejov	Czech-2	4	0	0	0	--	--	--	--	--	--	--	--	--	--	--	--	--
1998-99	Tri-City	WHL	70	38	48	86	--	55	--	--	--	--	--	--	12	4	3	7	2
1999-00	Tri-City	WHL	45	26	25	51	--	16	--	--	--	--	--	--	--	--	--	--	--
2000-01	Rochester	AHL	35	5	3	8	-2	20	0	2	0	1	52	9.6	--	--	--	--	--

Defense

MARIO LAROCQUE



BORN: April 24, 1978; Montreal, Quebec
HEIGHT: 6'2" WEIGHT: 182
SHOOTS: LEFT
LAST AMATEUR CLUB: Sherbrooke (QMJHL)
HOW ACQUIRED: Signed as a free agent on August 7, 2001

2000-01: Led Detroit Vipers (IHL) with 233 penalty minutes...Was second consecutive season he led the Vipers in PIM's...Registered two goals and one assist in 71 games.
CAREER: 1999-00: Spent entire season with Detroit of IHL, recording five assists and leading the team with 234 penalty minutes despite missing 22 games with a foot injury...1998-99: Appeared in first NHL game at Montreal (1/07)...Played in five games with Lightning on the season...Appeared in 59 games with Cleveland (IHL) tying for fourth among Lumberjack defensemen in points (5+7=12) and ranking second overall with 202 penalty minutes...1997-98: Spent entire season with Sherbrooke of QMJHL...1996-97: Finished second among Hull defensemen in scoring (14+36=50) and was third on team and first among defensemen with a +48 plus/minus rating...1995-96: Ranked second among Hull defensemen in points (7+19+=26) and was named to the QMJHL All-Rookie Team.

			REGULAR SEASON											PLAYOFFS				
Season	Team	League	GP	G	A	TP	+/-	PIM	PP	SH	GW	GT	S	S%	GP	G	A	TP	PIM
1994-95	Mtl-Bourassa	QAAA	43	0	6	6	--	153	--	--	--	--	--	--	--	--	--	--	--
1995-96	Hull	QMJHL	68	7	19	26	--	196	--	--	--	--	--	--	14	2	5	7	16
1996-97	Hull	QMJHL	64	14	36	50	--	155	--	--	--	--	--	--	14	2	6	8	36
1997-98	Sherbrooke	QMJHL	28	6	10	16	--	125	--	--	--	--	--	--	--	--	--	--	--
1998-99	Tampa Bay	NHL	5	0	0	0	-4	16	0	0	0	0	3	0.0	--	--	--	--	--
	Cleveland	IHL	59	5	7	12	--	202	--	--	--	--	--	--	--	--	--	--	--
1999-00	Detroit	IHL	60	0	5	5	--	234	--	--	--	--	--	--	--	--	--	--	--
2000-01	Detroit	IHL	71	2	1	3	--	233	--	--	--	--	--	--	--	--	--	--	--
	NHL Totals		5	0	0	0	-4	16	--	--	--	--	3	0.0	--	--	--	--	--

Right Wing

CHRISTIAN MATTE



BORN: January 20, 1975; Hull, Quebec
HEIGHT: 6'0" WEIGHT: 190
SHOOTS: RIGHT
LAST AMATEUR CLUB: Granby (QMJHL)
HOW ACQUIRED: Signed as a free agent on August 2, 2001.

2000-01: Spent majority of season with Cleveland Lumberjacks of the IHL...Led Cleveland with 38 goals and finished third overall with 67 points in 58 games...Represented the Lumberjacks at the 2001 IHL All-Star Game...Also appeared in three games with the Minnesota Wild...Signed with Minnesota as an unrestricted free agent.
CAREER: 1999-00: Won the John B. Sollenberger Trophy as the top scorer in the American Hockey League, totaling 43 goals and 61 assists for 104 points in 73 games with the Hershey Bears...1998-99: Led Hershey (AHL) win goals (31), assists (47) and total points (78)...1997-98: Led Hershey with 33 goals and 40 points...1996-97: Played majority of first pro season with Hershey, totaling 36 points (18+18) and totaled 11 points (8+3) in helping the Bears win the 1997 Calder Cup Championship.
PERSONAL: Received the Canadian Hockey League's Molson Award as the top Canadian Major Junior Hockey Player in 1994-95...Originally selected by Quebec in the sixth-round (153rd overall) of the 1993 NHL Entry Draft.

			REGULAR SEASON												PLAYOFFS				
Season	Team	League	GP	G	A	TP	+/-	PIM	PP	SH	GW	GT	S	S%	GP	G	A	TP	PIM
1991-92	Timiscaminque	QAAA	42	18	27	45	--	30	--	--	--	--	--	--	--	--	--	--	--
1992-93	Granby	QMJHL	68	17	36	53	--	59	--	--	--	--	--	--	--	--	--	--	--
1993-94	Granby	QMJHL	59	50	47	97	--	103	--	--	--	--	--	--	7	5	5	10	12
	Cornwal	AHL	1	0	0	0	--	0	--	--	--	--	--	--	--	--	--	--	--
1994-95	Granby	QMJHL	66	50	66	116	--	86	--	--	--	--	--	--	13	11	7	18	12
	Cornwall	AHL	--	--	--	--	--	--	--	--	--	--	--	--	3	0	1	1	2
1995-96	Cornwall	AHL	64	20	32	52	--	51	--	--	--	--	--	--	7	1	1	2	6
1996-97	Colorado	NHL	5	1	1	2	1	0	0	0	0	--	6	16.7	--	--	--	--	--
	Hershey	AHL	49	18	18	36	--	78	--	--	--	--	--	--	22	8	3	11	25
1997-98	Colorado	NHL	5	0	0	0	0	6	0	0	0	0	5	0.0	--	--	--	--	--
	Hershey	AHL	71	33	40	73	--	109	--	--	--	--	--	--	7	3	2	5	4
1998-99	Colorado	NHL	7	1	1	2	-2	0	0	0	0	--	9	11.1	--	--	--	--	--
	Hershey	AHL	60	31	47	78	--	48	--	--	--	--	--	--	5	2	1	3	8
1999-00	Colorado	NHL	5	0	1	1	-2	4	0	0	0	0	1	0.0	--	--	--	--	--
	Hershey	AHL	73	43	61	104	--	85	--	--	--	--	--	--	14	8	6	14	10
2000-01	Minnesota	NHL	3	0	0	0	0	2	0	0	0	0	8	0.0	--	--	--	--	--
	Cleveland	IHL	58	38	29	67	--	59	--	--	--	--	--	--	4	1	1	2	0
	NHL Totals		25	2	3	5	-3	12	0	0	0	--	29	6.7	--	--	--	--	--

Center

FRANCOIS METHOT



BORN: April 26, 1978; Montreal, Quebec
HEIGHT: 6'0" WEIGHT: 184
SHOOTS: RIGHT
LAST AMATEUR CLUB: Shawinigan (QMJHL)
HOW ACQUIRED: Buffalo's third-round choice (54th overall) in 1996 NHL Entry Draft.

2000-01: Rochester Scoring Champion (22+33=55)...Had career high nine game point streak (4+9=13)...Led team in playoff points (1+3=4).
CAREER: 1999-00: Appeared in all 80 games for Rochester...Finished eighth in scoring for Amerks...1998-99: Appeared in 58 games with Rochester (AHL) in first professional season...Tallied first professional point (assist) in second career game (10/12)...Scored first goal at Adirondack (2/6)...1997-98: Prior to getting injured, recorded 14 goals and 11 assists for 25 points in 14 games...Came back to finish season with 65 points (23+42) in 36 games...1996-97: Split season between Rouyn-Noranda and Shawinigan, combining for 29 goals, 47 assists (76 points) in 65 games...Third in scoring with Rouyn-Noranda (21+30) in 47 games...Scored eight points in seven playoff games for Shawinigan (2+6)...1995-96: Led St-Hyacinthe with 94 points in regular season (32+62)...Led team in playoff scoring with six goals and six assists in 12 games...1994-95: Second on team scoring with 14 goals and 38 assists (52 points).

			REGULAR SEASON												PLAYOFFS				
Season	Team	League	GP	G	A	TP	+/-	PIM	PP	SH	GW	GT	S	S%	GP	G	A	TP	PIM
1994-95	St-Hyacinthe	QMJHL	60	14	38	52	--	22	--	--	--	--	--	--	5	0	1	1	0
1995-96	St-Hyacinthe	QMJHL	68	32	62	94	--	22	--	--	--	--	--	--	12	6	6	12	4
1996-97	Rouyn-Nor.	QMJHL	47	21	30	51	--	22	--	--	--	--	--	--	--	--	--	--	--
	Shawinigan	QMJHL	18	8	17	25	--	2	--	--	--.	--	--	--	7	2	6	8	2
1997-98	Shawinigan	QMJHL	36	23	42	65	--	10	--	--	--	--	--	--	6	1	3	4	5
1998-99	Rochester	AHL	58	5	3	8	4	8	2	0	0	2	45	11.1	9	0	1	1	0
1999-00	Rochester	AHL	80	14	18	32	-13	20	3	0	5	1	125	11.2	21	2	4	6	16
2000-01	Rochester	AHL	79	22	33	55	17	35	7	1	4	0	161	13.7	4	1	3	4	0

Left Wing

KAREL MOSOVSKY



BORN: August 22, 1981; Piesk, Czech Republic
HEIGHT: 6'2" WEIGHT: 198
SHOOTS: RIGHT
LAST AMATEUR CLUB: Regina (WHL)
HOW ACQUIRED: Fourth-round draft choice (117th overall) of the Sabres in 1999 Entry Draft.

2000-01: Was fifth in goals (25) and seventh in points (51) with Regina.
CAREER: 1999-00: Was third in goals (24) and points (58) for Regina.

			REGULAR SEASON												PLAYOFFS				
Season	Team	League	GP	G	A	TP	+/-	PIM	PP	SH	GW	GT	S	S%	GP	G	A	TP	PIM
1997-98	HC Budejovice JR	Czech	36	15	17	32	--	52	--	--	--	--	--	--	--	--	--	--	--
1998-99	Regina	WHL	68	26	25	51	--	58	--	--	--	--	--	--	--	--	--	--	--
1999-00	Regina	WHL	56	24	34	58	--	80	--	--	--	--	--	--	7	3	1	4	12
2000-01	Regina	WHL	61	25	26	51	--	59	--	--	--	--	--	--	6	1	3	4	8

Right Wing

NORM MILLEY



BORN: February 14, 1980; Toronto, Ontario
HEIGHT: 6'0" **WEIGHT:** 200
SHOOTS: RIGHT
LAST AMATEUR CLUB: Sudbury (OHL)
HOW ACQUIRED: Buffalo's 3rd choice, 47th overall, in 1998 Entry Draft.

2000-01: Named Rochester Americans Booster Club Rookie of the Year...Recorded 47 points (20+27) in first season of professional hockey.
CAREER: **1999-00:** Scored 112 points (52+60) in 68 games with Sudbury (OHL)...1998-99: Scored 120 points in 68 games with Sudbury (OHL)...1997-98: Had 41 penalty minutes in 62 games...1996-97: Scored 62 points (30+32) with Sudbury.
PERSONAL: Was a three time OHL All-Star (1998, 1999, 2000) while with Sudbury.

			REGULAR SEASON												PLAYOFFS					
Season	Team	League	GP	G	A	TP	+/-	PIM	PP	SH	GW	GT	S	S%	GP	G	A	TP	PIM	
1996-97	Sudbury	OHL	61	30	32	62	--	15	--	--	--	--	--	--	--	--	--	--	--	
1997-98	Sudbury	OHL	62	33	41	74	--	48	--	--	--	--	--	--	10	0	1	1	4	
1998-99	Sudbury	OHL	68	52	68	120	--	47	--	--	--	--	--	--	4	2	3	5	4	
1999-00	Sudbury	OHL	68	52	60	112	--	47	--	--	--	--	--	--	--	--	--	--	--	
2000-01	Rochester	AHL	77	20	27	47	6	56	5	2	4	0	194	10.3	4	0	0	0	2	

Goaltender

MIKA NORONEN



BORN: June 17, 1979; Tampere, Finland
HEIGHT: 6'1" **WEIGHT:** 206
CATCHES: LEFT
LAST AMATEUR CLUB: Tappara Tampere (Finland)
HOW ACQUIRED: Buffalo's first-round choice (21st overall) in 1997 Entry Draft.

2000-01: Named Minor Pro Prospect of the Year by The Hockey News becoming the first player ever to win the award two consecutive seasons...Recalled by Buffalo and served as backup same night @ New Jersey (11/11)...Returned to Rochester next day...Was victorious 5-3 vs. Los Angeles (10/7) in first NHL start...Appeared in and won first NHL game with Buffalo, relieving Dominik Hasek in first period of 4-2 win vs. Chicago (10/5)...With Rochester: Won the Harry "Hap" Holmes Award along with Tom Askey for being the AHL's outstanding team goaltenders...Named Amerks Most Valuable Player for second consecutive season...Finished second in AHL with 2.18 GAA, tied for second in league with four shutouts and was third in wins...Became first Amerk goalie to record 20 or more wins in consecutive season since David Littman (1990-91;1991-92)...Named AHL Second Team All-Star...ITECH AHL Goaltender of the Month for December.
CAREER: **1999-00:** Played in 54 games (33-13-4) for Rochester (AHL)...Named Minor Pro Prospect of the Year by The Hockey News...Won the AHL Red Garrett Memorial Award for Top Rookie...Named to the 2000 AHL All-Rookie Team and the 2000 AHL Second All-Star Team... Named ITECH AHL Goaltender of the Month for February...Named Sher-Wood Player of the Week (2/28)...Set record in AHL for most shutouts by a goaltender in one playoff (6)...**1998-1999:** Named Minor Pro Prospect of the Year by The Hockey News...Spent entire season with Tappara (Finland)...Appeared in three games with Finland in 1999 World Junior Championships...**1997-98:** Won gold medal with Finland in 1998 World Junior Championships...Was second-team All-Star at World Junior Championships.

			REGULAR SEASON						PLAYOFFS					
Season	Team	League	GP	MIN	GA	SO	AVG.	W-L-T	GP	MIN	GA	SO	AVG.	W-L
1995-96	Finland	EJC-A	3	180	3	--	1.00	-- --	--	--	--	--	--	--
	Tappara	Finland	16	962	37	2	2.31	-- --	--	--	--	--	--	--
1996-97	Tappara	Finland	5	215	17	0	4.73	1-3-0	--	--	--	--	--	--
	Finland	EJC-A	5	300	8	--	1.60	-- --	--	--	--	--	--	--
	Finland	WJC-A	2	120	4	--	2.00	-- --	--	--	--	--	--	--
1997-98	Finland	WJC-A	5	314	8	--	1.53	-- --	--	--	--	--	--	--
	Tappara	Finland	47	1704	83	1	2.92	14-12-3	--	--	--	--	--	--
1998-99	Tappara	Finland	43	2494	135	2	3.25	18-20-5	--	--	--	--	--	--
1999-00	Rochester	AHL	54	3089	112	6	2.18	33-13-4	21	1234	37	6	1.80	13
2000-01	Rochester	AHL	47	2753	100	4	2.18	26-15-4	4	250	11	0	2.64	1-3
	Buffalo	NHL	2	108	5	0	2.718	2-0-0	--	--	--	--	--	--
	NHL Totals		2	108	5	0	2.718	2-0-0	--	--	--	--	--	--

Left Wing

ANDREW PETERS

BORN: May 5, 1980; St. Catharines, Ontario
HEIGHT: 6'4" **WEIGHT:** 213
SHOOTS: LEFT
LAST AMATEUR CLUB: Oshawa (OHL)
HOW ACQUIRED: Buffalo's second-round choice (34th overall) in 1998 Entry Draft (from N.Y. Rangers).

2000-01: Appeared in 49 games and was fourth on Amerks with 118 PIM in first season of professional hockey.
CAREER: **1999-00:** Scored 19 points in 42 games with Kitchener (OHL)...1998-1999: Recorded 14 goals in 54 games with Oshawa (OHL)...Totaled 9 points (2+7) in 15 playoff games with Oshawa. **1997-98:** Tallied 220 penalty minutes with Oshawa (OHL)...Scored two goals in Memorial Cup playoffs with Oshawa.

			REGULAR SEASON												PLAYOFFS					
Season	Team	League	GP	G	A	TP	+/-	PIM	PP	SH	GW	GT	S	S%	GP	G	A	TP	PIM	
1996-97	Georgetown	Tier 2-Jr	46	11	16	27	--	105	--	--	--	--	--	--	--	--	--	--	--	
1997-98	Oshawa	OHL	60	11	7	18	--	220	--	--	--	--	--	--	7	2	0	2	19	
1998-99	Oshawa	OHL	54	14	10	24	--	137	--	--	--	--	--	--	15	2	7	9	36	
1999-00	Kitchener	OHL	42	6	13	19	--	95												
2000-01	Rochester	AHL	49	0	4	4	-2	118	0	0	0	0	13	0.0	--	--	--	--	--	

Defense

HENRIK TALLINDER



BORN: January 10, 1979; Stockholm, Sweden
HEIGHT: 6'3" **WEIGHT:** 210
SHOOTS: LEFT
LAST AMATEUR CLUB: TPS Turku (Finland)
HOW ACQUIRED: Second-round draft choice (48th overall) of the Sabres in 1997 Entry Draft.

2000-01: Was a member of Finnish League Champion TPS Turku.

			REGULAR SEASON												PLAYOFFS					
Season	Team	League	GP	G	A	TP	+/-	PIM	PP	SH	GW	GT	S	S%	GP	G	A	TP	PIM	
1996-97	AIK Solna	Sweden Jr	40	4	13	17	--	55	--	--	--	--	--	--	--	--	--	--	--	
	AIK Solna	Sweden	1	0	0	0	--	0	--	--	--	--	--	--	--	--	--	--	--	
1997-98	AIK Solna	Sweden	34	0	0	0	--	26	--	--	--	--	--	--	--	--	--	--	--	
1998-99	AIK Solna	Sweden	36	0	0	0	--	26	--	--	--	--	--	--	--	--	--	--	--	
1999-00	AIK Solna	Sweden	50	0	2	2	--	59	--	--	--	--	--	--	--	--	--	--	--	
2000-01	TPS Turku	Finland	56	5	9	14	--	62	--	--	--	--	--	--	10	2	1	3	8	

Defense — LUC THEORET

BORN: July 30, 1979; Winnipeg, Manitoba
HEIGHT: 6'2" **WEIGHT:** 190
SHOOTS: LEFT
LAST AMATEUR CLUB: Portland (WHL)
HOW ACQUIRED: Buffalo's fourth-round choice (101st overall) in 1997 Entry Draft.

2000-01: Appeared in 19 games with South Carolina.
CAREER: 1999-00: Played in first season with South Carolina scoring nine goals and adding 10 assists...**1998-1999:** Split season between Lethbridge and Portland (WHL)...1997-98: Recorded 49 points (12+37) in 65 games with Lethbridge (WHL).

			REGULAR SEASON												PLAYOFFS				
Season	Team	League	GP	G	A	TP	+/-	PIM	PP	SH	GW	GT	S	S%	GP	G	A	TP	PIM
1995-96	Lethbridge	WHL	47	4	13	17	--	41	--	--	--	--	--	--	4	0	0	0	6
1996-97	Lethbridge	WHL	43	3	7	10	--	51	--	--	--	--	--	--	19	1	5	6	8
1997-98	Lethbridge	WHL	65	12	37	49	--	98	--	--	--	--	--	--	4	0	1	1	8
1998-99	Leth/Port.	WHL	49	13	39	52	--	104	--	--	--	--	--	--	--	--	--	--	--
1999-00	South Carolina	ECHL	48	9	10	19	--	74	--	--	--	--	--	--	10	2	2	4	10
2000-01	South Carolina	ECHL	19	4	2	6	--	19	--	--	--	--	--	--	--	--	--	--	--

Left Wing — DARREN VAN OENE



BORN: January 18, 1978; Edmonton, Alberta
HEIGHT: 6'4" **WEIGHT:** 216
SHOOTS: LEFT
LAST AMATEUR CLUB: Brandon (WHL)
HOW ACQUIRED: Buffalo's second-round choice (33rd overall) in 1996 NHL Entry Draft.

2000-01: Appeared in 64 games with Rochester finishing second in PIM's...Served as an assistant captain for the season...
CAREER: 1999-00: Appeared in all 80 regular season games with Rochester (AHL) including 21 playoff games... Scored 20 goals and was third on the team in penalty minutes with 153...**1998-99:** Appeared in 73 games with Rochester (AHL) in first professional season...Had two-point performance at Cincinnati (10/24) recording first goal, assist and point as professional...Missed eight playoff games with injury.**1997-98:** Scored 23 goals in 51 regular season games...Third on team in penalty minutes with 161...Appeared in 18 playoff games, scoring career-high 14 points (6+8) in postseason...Ranked in Brandon's top 10 for career penalty minutes...Has played in over 200 WHL games...**1996-97:** Scored 21 goals in 56 regular season appearances...Tied for second on team in playoff scoring with five points (2+3)...**1995-96:** Tallied 28 points in 47 games (10+18)...Led league in playoff penalty minutes (78) in 18 games...**1994-95:** Played career-high 58 regular season games...Appeared in 18 playoff games as rookie.

			REGULAR SEASON												PLAYOFFS				
Season	Team	League	GP	G	A	TP	+/-	PIM	PP	SH	GW	GT	S	S%	GP	G	A	TP	PIM
1994-95	Brandon	WHL	58	5	13	18	--	106	--	--	--	--	--	--	18	1	1	2	34
1995-96	Brandon	WHL	47	10	18	28	--	126	--	--	--	--	--	--	18	1	6	7	78
1996-97	Brandon	WHL	56	21	27	48	--	139	--	--	--	--	--	--	6	2	3	5	19
1997-98	Brandon	WHL	51	23	24	47	--	161	--	--	--	--	--	--	18	6	8	14	51
1998-99	Rochester	AHL	73	11	20	31	--	143	--	--	--	--	--	--	12	2	4	6	8
1999-00	Rochester	AHL	80	20	18	38	+18	153	4	0	3	0	120	16.7	21	1	3	4	24
2000-01	Rochester	AHL	64	10	12	22	13	147	2	0	2	0	87	11.5	4	1	0	1	4

VASILY BIZYAYEV
Selected in seventh round (213th overall) in 2000 · Forward · Born: June 6, 1982 · 6'1" · 185 lbs.

			Regular Season					Playoffs				
Season	Team	League	GP	G	A	TP	PIM	GP	G	A	TP	PIM
1999-00	CSKA Jr.	Russia	na	na	na	na	na	--	--	--	--	--
2000-01	Kitchner	OHL	53	10	14	24	10	--	--	--	--	--

GERARD DICAIRE
Selected in second round (48th overall) in 2000 · Defense · Born: September 14, 1982 · 6'2" · 190 lbs.

			Regular Season					Playoffs				
Season	Team	League	GP	G	A	TP	PIM	GP	G	A	TP	PIM
1999-00	Seattle	WHL	68	10	25	35	34	--	--	--	--	--
2000-01	Kootenay	WHL	57	34	31	65	69	--	--	--	--	--

DENIS DENISOV
Selected in fifth round (149th overall) in 2000 · Defense · Born: December 31, 1981 · 6'0" · 183 lbs.

			Regular Season					Playoffs				
Season	Team	League	GP	G	A	TP	PIM	GP	G	A	TP	PIM
1999-00	HC Moscow	Russia	39	1	8	9	16	--	--	--	--	--
2000-01	HC Moscow	Russia	na	na	na	na	na	--	--	--	--	--

PAUL GAUSTAD
Selected in seventh round (220th overall) in 2000 · Center/Left Wing · Born: February 2, 1982 · 6'3" · 180 lbs.

			Regular Season					Playoffs				
Season	Team	League	GP	G	A	TP	PIM	GP	G	A	TP	PIM
1999-00	Portland	WHL	60	47	53	100	81	--	--	--	--	--
2000-01	Portland	WHL	70	11	30	41	168	--	--	--	--	--

ARTEM KRIUKOV
Selected in first-round (15th overall) in 2000 · Center · Born: March 5, 1982 · 6'3" · 180 lbs.

			Regular Season					Playoffs				
Season	Team	League	GP	G	A	TP	PIM	GP	G	A	TP	PIM
1999-00	Yaroslavl 2	Russia	3	0	0	0	4	--	--	--	--	--
2000-01	Yaroslavl	Russia	2	0	0	0	2	--	--	--	--	--

SEAN MCMORROW
Selected in eighth round (258th overall) in 2000 · Defense · Born: January 19, 1982 · 6'4" · 200 lbs.

			Regular Season					Playoffs				
Season	Team	League	GP	G	A	TP	PIM	GP	G	A	TP	PIM
1999-00	Kitchner	OHL	62	0	2	2	142	--	--	--	--	--
2000-01	London	OHL	49	0	4	4	131	--	--	--	--	--

DAVID MORAVEC
Selected in eighth round (218th overall) in 1998 · Right Wing · Born: March 24, 1973 · 6'0" · 180 lbs.

			Regular Season					Playoffs				
Season	Team	League	GP	G	A	TP	PIM	GP	G	A	TP	PIM
1996-97	HC Vitkovice	Czech	52	18	22	40	30	9	6	3	9	0
1997-98	HC Vitkovice	Czech	51	38	26	64	28	11	6	9	15	8
1998-99	HC Vitkovice	Czech	40	17	14	31	--	4	1	1	2	--
1999-00	HC Vitkovice	Czech	29	10	14	24	--	--	--	--	--	--
2000-01	HC Vitkovice	Czech	39	11	25	26	--	--	--	--	--	--

MIKE PANDOLFO

Selected in third round (77th overall) in 1998 · Left Wing 8 Born: September 15, 1979 · 6'3" · 226 lbs.

			Regular Season					Playoffs				
Season	Team	League	GP	G	A	TP	PIM	GP	G	A	TP	PIM
1996-97	St. Sebastien's	USHSE	32	27	28	55	30	--	--	--	--	--
1997-98	St. Sebastien's	USHSE	28	29	23	52	18	--	--	--	--	--
1998-99	Boston University	HE	31	11	3	14	26	--	--	--	--	--
1999-00	Boston University	HE	41	13	10	23	37	--	--	--	--	--
2000-01	Boston University	HE	37	16	13	29	30	--	--	--	--	--

GOALTENDERS

RYAN MILLER

Selected in fifth-round (138th overall) in 1999 · Goaltender · Born: July 17, 1980 · 6'1" · 150 lbs

Season	Team	League	GP	W	L	T	MINS	GA	SO	GAA
1998-99	SOO	NAHL	45	31	14	--	2612	--	8	2.30
1999-00	Michigan State	CCHA	26	16	5	3	1524	39	8	1.53
2000-01	Michigan State	CCHA	40	31	5	4	2447	54	10	1.32

GHYSLAIN ROUSSEAU

Selected in fourth-round (111th overall) in 2000 · Goaltender · Born: February 6, 1982 · 6'0" · 161

Season	Team	League	GP	W	L	T	MINS	GA	SO	GAA
1999-00	Baie-Comeau	QMJHL	46	19	15	1	2301	147	0	3.83
2000-01	Baie-Comeau	QMJHL	29	9	10	4	1445	86	1	3.57

ROUND ONE – 22nd OVERALL

JIRI NOVOTNY

Born: August 12, 1983 in Pelhrimov, Czech Republic

Season	GP	G	A	PTS	PIM
2000-01	19	0	4	4	n/a

CENTER
6'2", 194, Shoots: Right
Team (League)
HC Budejovice (Czech Sr.)

ROUND TWO (A) – 32nd OVERALL

DEREK ROY

Born: May 2, 1983 in Ottawa Ontario

Season	GP	G	A	PTS	PIM
2000-01	65	42	39	81	114

CENTER
5'9", 186, Shoots: left
Team (League)
Kitchner (OHL)

ROUND TWO (B) – 50th OVERALL

CHRIS THORBURN

Born: June 3, 1983 in Sault Ste. Marie, Ontario

Season	GP	G	A	PTS	PIM
2000-01	66	22	32	54	64

CENTER
6'3", 207, Shoots: Right
Team (League)
North Bay (OHL)

ROUND TWO (C) – 55th OVERALL

JASON POMINVILLE

Born: November 30, 1982 in Repentigny, Quebec

Season	GP	G	A	PTS	PIM
2000-01	71	46	67	113	24

RIGHT WING
6'0", 178, Shoots: Right
Team (League)
Shawinigan (QMJHL)

ROUND FIVE – 155th OVERALL

MICHAL VONDRKA

Born: May 17, 1983 in Budejovice, Czech Republic

Season	GP	G	A	PTS	PIM
2000-01	8	1	0	1	2

LEFT WING
6'0", 178, Shoots: Left
Team (League)
HC Budejovice (Czech Sr.)

ROUND EIGHT (A) - 234th OVERALL

CALLE ASLUND

Born: March 29, 1983 in Haninge, Sweden

Season	GP	G	A	PTS	PIM
2000-01	19	2	4	6	48

DEFENSE
6'2", 191, Shoots:
Team (League)
Huddinge (Sweden)

ROUND EIGHT (B) - 247th OVERALL

MAREK DUBEC

Born: February 26, 1980 in Slovakia

Season	GP	G	A	PTS	PIM
2000-01	34	18	10	28	n/a

FORWARD
6'1", 191, Shoots: Left
Team (League)
Vsetin (Czech Sr.)

ROUND NINE - 279th OVERALL

RYAN JORDE

Born: May 23, 1982 in Kelowna, British Columbia

Season	GP	G	A	PTS	PIM
2000-01	67	1	6	7	219

DEFENSE
6'3", 223, Shoots: Right
Team (League)
Tri-City (WHL)

PRONUNCIATIONS

Jiri Novotny – (NOH-vaht-nee)
Derek Roy – (ROI)
Chris Thorburn – (THOHR-buhrn)
Jason Pominville – (paw-MIHN-vihl)
Michal Vondrka – (VOHND-rah-ka)
Calle Aslund – (az-LUHND)
Marek Dubec – (DOO-bek)
Ryan Jorde – (JOHR-dee)

SABRES DRAFT SELECTIONS - 1970-2001

1970	RD.	NO.	POS.	AMATEUR TEAM
Perreault, Gilbert	1	1	C	Montreal Jr. Canadiens
Deadmarsh, Butch	2	15	LW	Brandon Wheat Kings
Cuddie, Steve	3	29	D	Toronto Marlboros
Wyrozub, Randy	4	43	C	Edmonton Oil Kings
Morton, Mike	5	57	F	Shawinigan Bruins
Keeler, Tim	6	71	D	Niagara Falls Flyers
Regan, Tim	7	84	G	Boston University
Rombough, Doug	8	97	C	St. Catharines Black Hawks
Nadeau, Luc	9	107	C	Drummondville Rangers

1971	RD.	NO.	POS.	AMATEUR TEAM
Martin, Richard	1	5	LW	Montreal Jr. Canadiens
Ramsay, Craig	2	19	LW	Peterborough TPT's
Hajt, Bill	3	33	D	Saskatoon Blades
Richer, Robert	4	47	C	Three Rivers Dukes
Warr, Steve	5	61	D	Clarkson University
Duguay, Pierre	6	75	C	Quebec Remparts

1972	RD.	NO.	POS.	AMATEUR TEAM
Schoenfeld, Jim	1	5	D	Niagara Falls Flyers
Carriere, Larry	2	25	D	Loyola Univ. (Montreal)
McMasters, Jim	3	37	D	Calgary Centennials
Campeau, Richard	4	53	D	Sorel Black Hawks
Gratton, Gilles	5	69	G	Oshawa Generals
McNab, Peter	6	85	RW	University of Denver

1973	RD.	NO.	POS.	AMATEUR TEAM
Titanic, Morris	1	12	LW	Sudbury Wolves
Landry, Jean	2	28	D	Quebec Remparts
Deschamps, Andre	3	44	LW	Quebec Remparts
Dupuis, Yvon	4	60	LW	Quebec Remparts
Smulders, Bob	5	76	RW	Peterborough TPT's
Korzack, Neil	6	92	RW	Peterborough TPT's
Young, Bob	7	108	D	University of Denver
O'Connell, Tim	8	124	RW	University of Vermont

1974	RD.	NO.	POS.	AMATEUR TEAM
Fogolin, Lee	1	11	D	Oshawa Generals
Gare, Danny	2	29	RW	Calgary Centennials
Deziel, Michel	3	47	LW	Sorel Black Hawks
McIntosh, Paul	4	65	D	Peterborough TPT's
Lariviere, Gary	5	83	D	St. Catharines Black Hawks
Given, David	6	101	D	Brown University
Noreau, Bernard	7	119	RW	Laval National
Constantin, Charles	8	136	LW	Quebec Remparts
Jodzio, Rick	9	153	LW	Hamilton Red Wings
Smith, Derek	10	168	C	Ottawa 67's
Tsujimoto, Taro	11	183	C	Tokyo Katanas
Geoffrion, Bob	12	196	LW	Cornwall Royals

SABRES DRAFT SELECTIONS - 1970-2001

1975	RD.	NO.	POS.	AMATEUR TEAM
Sauve, Bob	1	17	G	Laval National
Breitenbach, Ken	2	35	D	St. Catharines Black Hawks
Martin, Terry	3	44	LW	London Knights
McAdam, Gary	3	53	RW	St. Catharines Black Hawks
Neeld, Greg	4	71	D	Calgary Centennials
Edwards, Don	5	89	G	Kitchener Rangers
Minor, Jim	6	107	LW	Regina Pats
Rowe, Grant	7	125	D	Ottawa 67's
Tidey, Alex	8	143	RW	Lethbridge Broncos
Whitby, Andy	9	159	RW	Oshawa Generals
Moher, Len	10	174	G	University of Notre Dame

1976	RD.	NO.	POS.	AMATEUR TEAM
Kowal, Joe	2	33	LW	Hamilton Fincups
Maze, Henry	4	69	LW	Edmonton Oil Kings
Roscoe, Ron	5	87	D	Hamilton Fincups
Lemieux, Don	6	105	D	Three Rivers Draveurs

1977	RD.	NO.	POS.	AMATEUR TEAM
Seiling, Ric	1	14	RW	St. Catharines Fincups
Areschenkoff, Ron	2	32	C	Medicine Hat Tigers
Stewart, Bill	4	68	D	Niagara Falls Flyers
Sirois, Richard	5	86	G	Laval National
Ramsey, Wayne	6	104	D	Brandon Wheat Kings

1978	RD.	NO.	POS.	AMATEUR TEAM
Playfair, Larry	1	13	D	Portland Winter Hawks
McKegney, Tony	2	32	LW	Kingston Canadiens
McClanahan, Rob	3	49	LW	University of Minnesota
Gazdic, Mike	4	66	D	Sudbury Wolves
Ireland, Randy	5	82	G	Portland Winter Hawks
McGregor, Cam	6	99	LW	Cornwall Royals
Eastman, Dan	7	116	C	London Knights
Stroebel, Eric	8	133	C	University of Minnesota
O'Sullivan, Eugene	9	150	C	Calgary Wranglers

1979	RD.	NO.	POS.	AMATEUR TEAM
Ramsey, Mike	1	11	D	University of Minnesota
Ruff, Lindy	2	32	D	Lethbridge Broncos
Robinson, Mark	3	53	D	Victoria Cougars
Cloutier, Jacques	3	55	G	Three Rivers Draveurs
Hamel, Gilles	4	74	LW	Laval National
Haworth, Alan	5	95	C	Sherbrooke Beavers
Knickle, Rick	6	116	G	Brandon Wheat Kings

1980	RD.	NO.	POS.	AMATEUR TEAM
Patrick, Steve	1	20	RW	Brandon Wheat Kings
Moller, Mike	2	41	RW	Lethbridge Broncos
McKenna, Sean	3	56	RW	Sherbrooke Beavers
North, Jay	3	62	C	Jefferson H.S.
Wiemer, Jim	4	83	D	Peterborough Petes
Rueter, Dirk	5	104	D	Sault St. Marie Greyhounds
Naud, Daniel	6	125	D	Sorel Black Hawks
Paavola, Jari	7	146	G	T.P.S. (Finland)
Cunneyworth, Randy	8	167	C	Ottawa 67's
Beckon, Dave	9	188	C	Peterborough Petes
Bader, John	10	209	LW	Irondale H.S.

1981	RD.	NO.	POS.	AMATEUR TEAM
Dudacek, Jiri	1	17	RW	Czechoslovakia
Virta, Hannu	2	38	D	T.P.S. (Finland)
Aldred, Jim	3	59	LW	Kingston Canadiens
Chisholm, Colin	3	60	D	Calgary Wranglers
Eatough, Jeff	4	80	RW	Cornwall Royals
Wikberg, Anders	4	83	LW	Timra (Sweden)
Eivola, Mauri	5	101	C	T.P.S. (Finland)
Butorac, Ali	6	122	D	Ottawa 67's
Leime, Heikki	7	143	D	T.P.S. (Finland)
Orlando, Gates	8	164	C	Providence College
Sebek, Venci	9	185	D	Niagara Falls Flyers
Harper, Warren	10	206	RW	Prince Albert

1982	RD.	NO.	POS.	AMATEUR TEAM
Housley, Phil	1	6	D	South St. Paul H.S.
Cyr, Paul	1	9	LW	Victoria Cougars
Andreychuk, Dave	1	16	C	Oshawa Generals
Anderson, Mike	2	26	C	North St. Paul H.S.
Johansson, Jens	2	30	D	Pitea (Sweden)
Jutila, Timo	4	68	D	Tappara (Finland)
Hamilton, Jeff	4	79	C	Providence College
Logan, Bob	5	100	RW	West Island
Parker, Jeff	6	111	C	Mariner H.S.
Gustavsson, Jacob	6	121	G	Almtuna (Sweden)
Bishop, Alan	7	142	D	Niagara Falls Flyers
Verret, Claude	8	163	C	Three Rivers Draveurs
Norman, Rob	9	184	RW	Cornwall Royals
Craig, Mike	10	205	G	Billings Bighorns
Plankers, Jim	11	226	D	Cloquet H.S.

1983	RD.	NO.	POS.	AMATEUR TEAM
Barrasso, Tom	1	5	G	Acton-Boxboro H.S.
Lacombe, Normand	1	10	RW	Univ. of New Hampshire
Creighton, Adam	1	11	C	Ottawa 67's
Tucker, John	2	31	C	Kitchener Rangers
Hajdu, Richard	2	34	LW	Kamloops Jr. Oilers
Puppa, Daren	4	74	G	Kirkland Lake Intermediates
Meyer, Jayson	5	94	D	Regina Pats
Hofford, James	6	114	D	Windsor Spitfires
Ruuttu, Christian	7	134	C	IFK, Helsinki (Finland)
McSween, Don	8	154	D	Redford (Mich.) Royals
Hoover, Tim	9	174	D	Sault St. Marie Greyhounds
Ferner, Mark	10	194	D	Kamloops Blazers
Krupp, Uwe	11	214	D	Kolner (West Germany)
Hamelin, Marc	12	234	G	Shawinigan Cataracts
Salfi, Kermit	12	235	LW	Northwood Prep H.S.

1984	RD.	NO.	POS.	AMATEUR TEAM
Andersson, Mikael	1	18	LW	Vastra Frolunda (Sweden)
Trapp, Doug	2	39	LW	Regina Pats
Sheppard, Ray	3	60	RW	Cornwall Royals
Halkidis, Bob	4	81	D	London Knights
Rampton, Joey	5	102	LW	Sault Ste. Marie Greyhounds
Gasseau, James	6	123	D	Drummondville
Wakaluk, Darcy	7	144	G	Kelowna Wings
Stambert, Orwar	8	165	D	Djurgardens (Sweden)
McKinnon, Brian	10	207	C	Ottawa 67's
Delcourt, Grant	11	228	RW	Kelowna Wings
Baker, Sean	12	249	LW	Seattle Breakers

1985	RD.	NO.	POS.	AMATEUR TEAM
Johansson, Calle	1	14	D	Vastra Frolunda (Sweden)
Hogue, Benoit	2	35	C	St. Jean Beavers
Gretzky, Keith	3	56	C	Windsor Compuware Spitfires
Moylan, Dave	4	77	D	Sudbury Wolves
Priestlay, Ken	5	98	C	Victoria Cougars
Reekie, Joe	6	119	D	Cornwall Royals
Matikainen, Petri	7	140	D	Sapko (Finland)
Kaese, Trent	8	161	RW	Lethbridge Broncos
Sejba, Jiri	9	182	LW	Dukla Jihlava (Czech.)
Sutton, Boyd	10	203	C	Stratford Jr. B
Larose, Guy	11	224	C	Guelph Platers
Baumgartner, Ken	12	245	D	Prince Albert Raiders

1986	RD.	NO.	POS.	AMATEUR TEAM
Anderson, Shawn	1	5	D	Team Canada
Brown, Greg	2	26	D	St. Marks H.S.
Corkum, Bob	3	47	RW	University of Maine
Kerr, Kevin	3	56	RW	Windsor Compuware Spitfires
Baseggio, David	4	68	D	Yale University
Rooney, Larry	5	89	D	Thayer
Baldris, Miguel	6	110	D	Shawinigan Cataracts
Hartman, Mike	7	131	RW	North Bay Centennials
Guay, Francois	8	152	LW	Laval Titans
Whitham, Shawn	9	173	D	Providence College
Rein, Kenton	10	194	G	Prince Albert Raiders
Arndt, Troy	11	215	D	Portland Winter Hawks
Capello, Jeff	S1	5	LW	University of Vermont
Cullen, John	S2	10	C	Boston University

1987	RD.	NO.	POS.	AMATEUR TEAM
Turgeon, Pierre	1	1	C	Granby Bisons
Miller, Brad	2	22	D	Regina Pats
MacVicar, Andrew	3	53	LW	Peterborough Petes
Bradley, John	4	84	G	New Hampton H.S.
Pergola, David	5	85	RW	Belmont Hill H.S.
Marshall, Chris	6	106	LW	Boston College
Flanigan, Paul	7	127	D	New Hampton H.S.
Dooley, Sean	8	148	D	Groton
Roberts, Tim	8	153	C	Deerfield Academy
Tkachuk, Grant	9	169	LW	Saskatoon Blades
Herbers, Ian	10	190	D	Swift Current Broncos
Littman, David	11	211	G	Boston College
MacIssac, Allan	12	232	LW	Guelph Platers
Snuggerud, Dave	S1	1	LW	University of Minnesota
de Carle, Mike	S2	6	RW	Lake Superior St.

1988	RD.	NO.	POS.	AMATEUR TEAM
Savage, Joel	1	13	RW	Victoria Cougars
Loewen, Darcy	3	55	LW	Spokane Chiefs
Carney, Keith	4	76	D	Mt. St. Charles H.S.
Mogilny, Alexander	5	89	RW	ZSKA Moscow
Ray, Rob	5	97	LW	Cornwall Royals
Di Vita, David	6	106	D	Lake Superior St.
McLaughlin, Mike	6	118	LW	Choate
Griffith, Mike	7	139	RW	Ottawa 67's
Ruoho, Daniel	8	160	D	Madison Memorial H.S.
Flaherty, Wade	9	181	G	Victoria Cougars
Nieman, Thomas	11	223	RW	Choate
Wallwork, Robert	12	244	C	Miami (Ohio) University
Davies, Clarke	S3	18	D	Ferris State University

1989	RD.	NO.	POS.	AMATEUR TEAM
Haller, Kevin	1	14	D	Regina Pats
Thomas, Scott	3	56	RW	Nichols H.S.
MacDonald, Doug	4	77	C	University of Wisconsin
Sutton, Ken	5	98	D	Saskatoon Blades
Pye, Bill	6	107	G	Northern Michigan University
Barkley, Mike	6	119	RW	University of Maine
Plante, Derek	8	161	C	Cloquet (Minn.) H.S.
Audette, Donald	9	183	RW	Laval Titans
Astley, Mark	10	194	D	Lake Superior St.
Nelson, John	10	203	C	Toronto Marlboros
Henderson, Todd	11	224	G	Thunder Bay
Bavis, Michael	12	245	RW	Cushing Academy
Boyce, Ian	S3	19	LW	University of Vermont

1990	RD.	NO.	POS.	AMATEUR TEAM
May, Brad	1	14	LW	Niagara Falls Thunder
McCarthy, Brian	4	82	C	Pingree H.S. (Mass.)
Smehlik, Richard	5	97	D	Vitkovice (Czech.)
Bojcun, Todd	5	100	G	Peterborough Petes
Pascall, Brad	5	103	D	Univ. of North Dakota
Gordiouk, Viktor	7	142	LW	Krylja Sovetov
Nedoma, Milan	8	166	D	Zetor Brno (Czech.)
Winch, Jason	9	187	LW	Niagara Falls Thunder
Naud, Sylvain	10	208	RW	Laval Titans
Martin, Kenneth	11	229	LW	Belmont Hill H.S. (Mass.)
Rubachuk, Brad	12	250	C	Lethbridge Hurricanes
McFarlane, Shane	S3	24	C	Univ. of North Dakota

1991	RD.	NO.	POS.	AMATEUR TEAM
Boucher, Philippe	1	13	D	Granby Bisons
Dawe, Jason	2	35	LW	Peterborough Petes
Young, Jason	3	57	LW	Sudbury Wolves
Ambroziak, Peter	4	72	LW	Ottawa 67's
Shields, Steve	5	101	G	Univ. of Michigan
O'Donnell, Sean	6	123	D	Sudbury Wolves
Holzinger, Brian	6	124	C	Detroit Red Wings Jr. A
Snell, Chris	7	145	D	Ottawa 67's
Kuntos, Jiri	8	162	D	Jihlava (Czech.)
Iob, Tony	9	189	LW	Sault St. Marie Greyhounds
Meany, Spencer	10	211	RW	St. Lawrence University
Volkov, Mihail	11	233	RW	Krylja (U.S.S.R.)
Smith, Mike	12	255	D	Lake Superior State
Steer, Jamie	S3	19	RW	Michigan Tech

1992	RD.	NO.	POS.	AMATEUR TEAM
Cooper, David	1	11	D	Medicine Hat (WHL)
Cierny, Jozef	2	35	LW	Zvolen (Czech.)
Steiner, Ondrej	3	59	C	Plzen (Czech.)
Melanson, Dean	4	80	D	St. Hyacinthe (QMJHL)
Barnaby, Matthew	4	83	LW	Beauport (QMJHL)
Ketterer, Markus	5	107	G	Jokerit (Finland)
Khmylev, Yuri	5	108	LW	Krylja (CIS)
Rushforth, Paul	6	131	C	North Bay (OHL)
Tiltgen, Dean	8	179	C	Tri-City (WHL)
Simon, Todd	9	203	C	Niagara Falls (OHL)
Kowalsky, Rick	10	227	RW	Sault St. Marie (OHL)
Clancy, Chris	11	251	LW	Cornwall (OHL)

1993	RD.	NO.	POS.	AMATEUR TEAM
Tsygurov, Denis	2	38	D	Lada Togliatti (CIS)
Philpott, Ethan	3	64	RW	Phillips Andover Academy
Safarik, Richard	5	116	LW	Nitra (EUR)
Pozzo, Kevin	6	142	D	Moose Jaw (WHL)
Petrenko, Sergei	7	168	LW	Dynamo Moscow (CIS)
Barrie, Mike	8	194	C	Victoria (WHL)
Moore, Barrie	9	220	LW	Sudbury (OHL)
Davis, Chris	10	246	G	Calgary Royals (Tier 2)
Nichol, Scott	11	272	C	Portland (WHL)

1994	RD.	NO.	POS.	AMATEUR TEAM
Primeau, Wayne	1	17	C	Owen Sound (OHL)
Brown, Curtis	2	43	C	Moose Jaw (WHL)
Ndur, Rumun	3	69	D	Guelph (OHL)
Klimentiev, Sergei	5	121	D	Medicine Hat (WHL)
Benazic, Cal	6	147	D	Medicine Hat (WHL)
Plouffe, Steve	7	168	G	Granby (QMJHL)
Hnidy, Shane	7	173	D	Prince Albert (WHL)
Webb, Steve	7	176	RW	Peterborough (OHL)
Westerby, Bob	8	199	LW	Kamloops (WHL)
Millar, Craig	9	225	D	Swift Current (WHL)
Polak, Mark	10	251	C	Medicine Hat (WHL)
Wright, Shayne	11	277	D	Owen Sound (OHL)

1995	RD.	NO.	POS.	AMATEUR TEAM
McKee, Jay	1	14	D	Niagara Falls (OHL)
Biron, Martin	1	16	G	Beauport (QMJHL)
Dutiaume, Mark	2	42	LW	Brandon (WHL)
Sunderland, Mathieu	3	68	RW	Drummondville (QMJHL)
Davidson, Matt	4	94	RW	Portland (WHL)
Menhart, Marian	5	111	D	Litvinov (Czech.)
Popp, Kevin	5	119	D	Seattle (WHL)
Bienvenue, Daniel	5	123	LW	Val d'Or (QMJHL)
Scott, Brian	7	172	C	Kitchener (OHL)
Zanutto, Mike	8	198	C	Oshawa (OHL)
Skrlac, Rob	9	224	LW	Kamloops (WHL)

1996	RD.	NO.	POS.	AMATEUR TEAM
Rasmussen, Erik	1	7	C/LW	Univ. of Minnesota (WCHA)
Sarich, Cory	2	27	D	Saskatoon (WHL)
Van Oene, Darren	2	33	LW	Brandon (WHL)
Methot, Francois	3	54	C	St. Hyacinthe (QMJHL)
Walsh, Kurt	4	87	RW	Owen Sound (OHL)
Martone, Mike	4	106	D	Peterborough (OHL)
Tezikov, Alexei	5	115	D	Lada Togliatti (CIS)
Davis, Ryan	6	142	RW	Owen Sound (OHL)
Mortier, Darren	6	161	C	Sarnia (OHL)
Buhler, Scott	9	222	G	Medicine Hat (WHL)

1997	RD.	NO.	POS.	AMATEUR TEAM
Noronen, Mika	1	21	G	Tappara (Finnish)
Tallinder, Henrik	2	48	D	AIK (Swedish Jr.)
Afinogenov, Maxim	3	69	RW	Dynamo (Russia)
Martin, Jeff	3	75	C	Windsor (OHL)
Theoret, Luc	4	101	D	Lethbridge (WHL)
DiRoberto, Torrey	5	128	C	Seattle (WHL)
Campbell, Brian	6	156	D	Ottawa (OHL)
Adduono, Jeremy	7	184	RW	Sudbury (OHL)
Piros, Kamil	8	212	C	Litvinov (Czech.)
Kemp, Dylan	9	238	D	Lethbridge (WHL)

SABRES DRAFT SELECTIONS - 1970-2001

1998	RD.	NO.	POS.	AMATEUR TEAM
Kalinin, Dimitri	1	18	D	Traktor (Russia)
Peters, Andrew	2	34	LW	Oshawa (OHL)
Milley, Norman	2	47	RW	Sudbury (OHL)
Kristek, Jaroslav	2	50	RW	ZPS Zlin (Czech.)
Pandolfo, Mike	3	77	LW	St. Sebastien's (USHSE)
Goldade, Aaron	5	137	C	Brandon (WHL)
Kotalik, Ales	6	164	RW	HC Ceske Budejovice (Czech.)
Moran, Brad	7	191	C	Calgary (WHL)
Moravec, David	8	218	RW	HC Vitkovice (Czech.)
Terglav, Edo	9	249	RW	Baie-Comeau (QMJHL)

1999	RD.	NO.	POS.	AMATEUR TEAM
Heisten, Barrett	1	20	LW	Univ. of Maine (Hockey E.)
Bartovic, Milan	2	35	RW	Trencin (Slovakia)
Janik, Doug	2	55	D	Univ. of Maine (Hockey E.)
Zigomanis, Michael	2	64	C	Kingston (OHL)
Preston, Tim	3	73	LW	Seattle (WHL)
Mosovsky, Karel	4	117	LW	Regina (WHL)
Miller, Ryan	5	138	G	Soo (NAHL)
Kinch, Matthew	5	146	D	Calgary (WHL)
Hyacinthe, Seneque	6	178	LW	Val D'Or (QMJHL)
Dececco, Bret	7	206	RW	Seattle (WHL)
Self, Brad	8	235	C	Peterborough (OHL)
Brunel, Craig	9	263	RW	Prince Albert (WHL)

2000	RD.	NO.	POS.	AMATEUR TEAM
Kriukov, Artem	1	15	C	Yaroslavl (Russia)
Decaire, Gerard	2	48	D	Seattle (WHL)
Rousseau, Ghyslain	4	111	G	Baie-Comeau (QMJHL)
Denisov, Denis	5	149	D	HC Moscow (Russia)
Bizyayev, Vasily	7	213	F	CSKA Jr. (Russia)
Gaustad, Paul	7	220	C/LW	Portland (WHL)
McMorrow, Sean	8	258	D	Kitchener (OHL)
Courtney, Ryan	9	277	LW	Windsor (OHL)

2001	RD.	NO.	POS.	AMATEUR TEAM
Novotny, Jiri	1	22	C	Budejovice (Czech Sr.)
Roy, Derek	2	32	C	Kitchner (OHL)
Thorburn, Chris	2	50	C	North Bay (OHL)
Pominville, Jason	2	55	RW	Shawinigan (QMJHL)
Vondrka, Michal	5	155	LW	Czech Republic
Aslund, Calle	8	234	D	Sweden
Dubec, Marek	8	247	F	Slovakia
Jorde, Ryan	9	279	D	Tri-City (WHL)

S in round number refers to the supplemental draft.

ALL-TIME INDIVIDUAL SCORING-REGULAR SEASON

A

Player (Seasons)	GP	G	A	PTS	PIM	Unif. No.
Maxim Afinogenov (1999-00—2000-01)	143	30	40	70	81	61
Peter Ambroziak (1994-95)	12	0	1	1	0	12
Ron Anderson (1970-71--1971-72)	111	14	16	30	63	16
Shawn Anderson (1986-87--1989-90)	113	6	26	32	66	37
Mikael Andersson (1985-86--1988-89)	99	4	33	37	18	14
Paul Andrea (1970-71)	47	11	21	32	4	21
Dave Andreychuk (1982-83--1992-93; 2000-01)	837	368	436	804	596	25,29,52
Scott Arniel (1986-87--1989-90)	295	64	74	138	243	9
Mark Astley (1993-94--1995-96)	75	4	19	23	92	21,33
Steve Atkinson (1970-71--1973-74)	255	49	47	96	96	19
Donald Audette (1990-91--1997-98; 2000-01)	421	166	131	297	335	28,45

B

Player (Seasons)	GP	G	A	PTS	PIM	Unif. No.
Terry Ball (1970-71--1971-72)	12	0	1	1	6	21,28
Matthew Barnaby (1992-93--1998-99)	317	47	79	126	1248	36
Stu Barnes (1998-99—2000-01)	174	39	53	92	52	41
Tom Barrasso (1983-84--1988-89)	266	0	17	17	182	30
Doug Barrie (1970-71--1971-72)	102	6	28	34	213	5
Martin Biron (1995-96; 1998-99—2000-01)	68	0	0	0	0	00,43
James Black (1993-94)	2	0	0	0	0	40
John Blue (1995-96)	5	0	0	0	0	1
Doug Bodger (1988-89--1995-96)	479	54	233	287	506	8
Mike Boland (1978-79)	22	1	2	3	29	15
Philippe Boucher (1992-93--1994-95)	65	7	16	23	43	24,4
Eric Boulton (2000-01)	35	1	2	3	94	26
Bob Boughner (1995-96--1997-98)	177	2	11	13	494	6,46,4
Ken Breitenbach (1975-76--1976-77;1978-79)	68	1	13	14	49	23,26
Gary Bromley (1973-74--1975-76)	63	0	4	4	4	24,28,29
Curtis Brown (1994-95--2000-01)	318	65	98	163	187	37
Greg Brown (1990-91;1992-93)	49	1	3	4	41	15,9
Paul Brydges (1986-87)	15	2	2	4	6	16
Randy Burridge (1995-96--1997-98)	159	39	60	99	50	12
Ron Busniuk (1972-73--1973-74)	6	0	3	3	13	21,24
Mike Byers (1971-72)	46	9	7	16	12	12

C

Player (Seasons)	GP	G	A	PTS	PIM	Unif. No.
Brian Campbell (1999-00—2000-01)	20	1	4	5	6	51
Keith Carney (1991-92--1993-94)	51	4	9	13	77	6,26
Larry Carriere (1972-73--1974-75;1977-78)	206	9	43	52	284	5,23
Peter Ciavaglia (1991-92--1992-93)	5	0	0	0	0	12
Jacques Cloutier (1981-82--1982-83;1984-85--1988-89)	144	0	7	7	29	1,29
Real Cloutier (1983-84--1984-85)	82	24	36	60	25	8
Rob Conn (1995-96)	28	2	5	7	18	25
Bob Corkum (1989-90;1991-92--1992-93)	96	10	8	18	63	29,42
Adam Creighton (1983-84--1988-89)	172	40	60	100	196	15,34,38
Roger Crozier (1970-71--1975-76)	202	0	3	3	24	1
Randy Cunneyworth (1980-82; 1998-99)	35	4	6	10	49	7,19,23,17
Brian Curran (1990-91--1991-92)	20	0	1	1	57	39,41
Paul Cyr (1982-83--1987-88)	342	85	111	196	454	8,18

D

Player (Seasons)	GP	G	A	PTS	PIM	Unif. No.
Joe Daley (1970-71)	38	0	1	1	12	30
Mal Davis (1982-83--1985-86)	89	29	22	51	34	25,29
Jason Dawe (1993-94--1997-98)	290	79	79	158	132	17,43
Butch Deadmarsh (1970-71--1972-73)	56	2	2	4	39	8,9,16,24
Dale DeGray (1989-90)	6	0	0	0	6	28
Gerry Desjardins (1974-75--1977-78)	116	0	1	1	4	30
Gord Donnelly (1991-92--1993-94)	134	5	11	16	557	34
Mike Donnelly (1987-88--1989-90)	74	11	16	27	62	7,16,24
Tom Draper (1991-92--1992-93)	37	0	3	3	4	35
Dave Dryden (1970-71--1973-74)	120	0	2	2	4	28,30
Rick Dudley (1972-73--1974-75;1978-79--1980-81)	279	70	94	164	264	9,17
Dick Duff (1970-71--1971-72)	61	9	15	24	12	8,20
J.P. Dumont (2000-01)	79	23	28	51	64	27
Richie Dunn (1977-78--1981-82;1985-86--1988-89)	327	27	105	132	235	3,21,26,29
Steve Dykstra (1985-86--1987-88)	128	5	23	28	378	4,42

E

Player (Seasons)	GP	G	A	PTS	PIM	Unif. No.
Jeff Eatough (1981-82)	1	0	0	0	0	19
Don Edwards (1976-77--1981-82)	307	0	11	11	32	1,29
Darren Eliot (1988-89)	2	0	0	0	0	34
Brian Engblom (1985-86)	30	1	4	5	16	28
Bob Errey (1992-93)	8	1	3	4	4	12
Chris Evans (1971-72)	61	6	18	24	98	24

F

Player (Seasons)	GP	G	A	PTS	PIM	Unif. No.
Rocky Farr (1972-73--1974-75)	19	0	0	0	2	28,30
Dave Fenyves (1982-83--1986-87)	148	2	27	29	87	8,31
Mark Ferner (1986-87;1988-89)	15	0	3	3	11	28,29
Ron Fischer (1981-82--1982-83)	18	0	7	7	6	6,23,28
Reg Fleming (1970-71)	78	6	10	16	159	9
Lee Fogolin (1974-75--1978-79;1986-87)	338	8	70	78	432	5,33
Mike Foligno (1981-82--1990-91)	664	247	264	511	1450	17
Lou Franceschetti (1990-91--1991-92)	36	1	8	9	26	15,37,34
Grant Fuhr (1992-93--1994-95)	64	0	4	4	26	31

G

Player (Seasons)	GP	G	A	PTS	PIM	Unif. No.
Jody Gage (1985-86;1987-88;1991-92)	18	3	3	6	2	12,14,33
Garry Galley (1994-95--1996-97)	163	15	87	102	193	3
Paul Gardner (1985-86)	2	0	0	0	0	28
Danny Gare (1974-75--1981-82)	503	267	233	500	686	18
Clark Gillies (1986-87--1987-88)	86	15	19	34	132	39,90
Jere Gillis (1982-83)	3	0	0	0	0	25
Doug Gilmour (1999-00—2000-01)	82	10	45	55	82	93
Viktor Gordiouk (1992-93;1994-95)	26	3	8	11	0	9
John Gould (1971-72--1973-74;1979-80)	92	14	12	26	13	17,21,23,24
Phil Goyette (1970-71--1971-72)	97	18	67	85	20	10
Jean-Luc Grand-Pierre (1998-99--1999-00)	27	0	1	1	32	34
Chris Gratton (1999-00—2000-01)	96	20	28	48	117	77
Norm Gratton (1972-73--1974-75)	102	15	23	38	30	9,14
Michal Grosek (1995-96--1999-00)	308	62	98	160	299	18
Francois Guay (1989-90)	1	0	0	0	0	43
Jocelyn Guevremont (1974-75--1978-79)	326	38	130	168	189	3,22

H

Player (Seasons)	GP	G	A	PTS	PIM	Unif. No.
Richard Hajdu (1985-86--1986-87)	5	0	0	0	4	8,28
Bill Hajt (1973-74--1986-87)	854	42	202	244	433	24
Bob Halkidis (1984-85--1988-89)	89	2	14	16	315	18,19
Kevin Haller (1989-90--1991-92)	81	7	23	30	95	7,15
Denis Hamel (1999-00—2000-01)	44	9	3	12	22	55
Gilles Hamel (1980-81--1985-86)	365	92	114	206	215	9,17,18
Al Hamilton (1970-71--1971-72)	145	6	58	64	176	6
Dave Hannan (1991-92--1995-96)	249	23	56	79	206	41,14
Hugh Harris (1972-73)	60	12	26	38	17	21
Paul Harrison (1981-82)	6	0	0	0	2	30
Mike Hartman (1986-87--1990-91)	225	34	25	59	890	20
Dominik Hasek (1992-93—2000-01)	491	0	13	13	104	39
Dale Hawerchuk (1990-91--1994-95)	342	110	275	385	204	10
Alan Haworth (1980-81--1981-82)	106	37	38	75	64	14
Steve Heinze (2000-01)	14	5	7	12	8	57
Bob Hess (1981-82)	33	0	8	8	14	23
Randy Hillier (1991-92)	28	0	1	1	48	23
Larry Hillman (1971-72--1972-73)	121	6	35	41	114	5
Jim Hofford (1985-86--1986-87)	17	0	0	0	45	3,33
Benoit Hogue (1987-88--1991-92)	196	45	67	112	273	33
Jason Holland (1998-99--1999-00)	9	0	1	1	8	29,20
Brian Holzinger (1994-95--1999-00)	352	70	97	167	202	19
Tim Horton (1972-73--1973-74)	124	1	22	23	109	2
Ed Hospodar (1987-88)	42	0	1	1	98	24
Doug Houda (1994-95--1995-96; 1999-00)	67	2	5	7	132	20,6
Bill Houlder (1990-91--1992-93)	32	4	7	11	18	23,37,47
Phil Housley (1982-83--1989-90)	608	178	380	558	386	6
Charlie Huddy (1994-95--1996-97)	85	7	9	16	95	22
Brent Hughes (1995-96)	76	5	10	15	148	17
Pat Hughes (1985-86)	50	4	9	13	25	26
Mike Hurlbut (1997-98--1999-00)	5	0	0	0	4	21

I

Player (Seasons)	GP	G	A	PTS	PIM	Unif. No.
Billy Inglis (1970-71)	14	0	1	1	6	8
Randy Ireland (1978-79)	2	0	0	0	0	30

J

Player (Seasons)	GP	G	A	PTS	PIM	Unif. No.
Dane Jackson (1995-96)	22	5	4	9	41	24,29
Jim Jackson (1987-88)	5	2	0	2	0	8
Val James (1981-82)	7	0	0	0	16	26,29,30
Grant Jennings (1995-96)	6	0	0	0	28	4
Calle Johansson (1987-88--1988-89)	118	6	49	55	70	3
Timo Jutila (1984-85)	10	1	5	6	13	4
Joe Juneau (1998-99)	9	1	1	2	2	90

K

Player (Seasons)	GP	G	A	PTS	PIM	Unif. No.
Trent Kaese (1988-89)	1	0	0	0	0	39
Dmitri Kalinin (1999-00--2000-01)	83	4	18	22	42	45
Larry Keenan (1970-71--1971-72)	66	9	20	29	8	21,26
Dean Kennedy (1989-90--1990-91)	144	6	20	26	172	26
Yuri Khmylev (1992-93--1995-96)	254	63	87	150	131	13
Jerry Korab (1973-74--1979-80;1983-84--1984-85)	537	67	216	283	870	4,44
Jim Korn (1986-87)	52	4	10	14	158	4,34
Joe Kowal (1976-77--1977-78)	22	0	5	5	13	27
Skip Krake (1970-71)	74	4	5	9	68	12
Uwe Krupp (1986-87--1991-92)	327	25	78	103	386	4,40
Paul Kruse (1997-98--1999-00)	66	4	1	5	206	24,29
Tom Kurvers (1986-87)	55	6	17	23	24	28

L

Player (Seasons)	GP	G	A	PTS	PIM	Unif. No.
Francois Lacombe (1970-71)	1	0	1	1	2	19
Norm Lacombe (1984-85--1986-87)	84	12	18	30	46	32
Pat LaFontaine (1991-92--1996-97)	268	158	227	385	207	16
Jean-Guy Lagace (1970-71)	3	0	0	0	2	21
Yvon Lambert (1981-82)	77	25	39	64	38	15
Chris Langevin (1983-84;1985-86)	22	3	1	4	22	15
Reed Larson (1989-90)	1	0	0	0	0	55
Danny Lawson (1971-72)	78	10	6	16	15	9
Real Lemieux (1973-74)	11	1	1	2	4	16
Grant Ledyard (1988-89--1992-93)	240	18	71	89	181	3
Don Lever (1985-86--1986-87)	39	10	3	13	10	8,20
David Littman (1990-91--1991-92)	2	0	0	0	0	1,34
Darcy Loewen (1989-90--1991-92)	12	0	0	0	14	36
Bob Logan (1986-87--1987-88)	38	10	5	15	0	26
Jim Lorentz (1971-72--1977-78)	487	134	197	331	126	8
Don Luce (1971-72--1980-81)	766	216	310	526	304	14,20
Jan Ludvig (1987-88--1988-89)	26	1	8	9	104	36
Steve Ludzik (1989-90)	11	0	1	1	6	14

M

Player (Seasons)	GP	G	A	PTS	PIM	Unif. No.
Doug MacDonald (1992-93--1994-95)	11	1	0	1	2	44
Kevin Maguire (1987-88--1989-90)	167	18	25	43	518	19
Mikko Makela (1990-91)	60	15	7	22	25	42
Clint Malarchuk (1988-89--1991-92)	102	0	6	6	41	30
Dave Maloney (1984-85)	52	1	21	22	41	26
Don Marshall (1970-71)	62	20	29	49	6	22
Rick Martin (1971-72--1980-81)	681	382	313	695	475	7,8,9
Terry Martin (1975-76--1978-79)	148	20	22	42	50	25
Brad May (1991-92--1997-98)	425	67	89	156	1323	10,48,27
Gary McAdam (1975-76--1978-79;1982-83)	227	40	45	85	76	12,15,32
Rob McClanahan (1979-80--1980-81)	66	5	17	22	38	15
Dale McCourt (1981-82--1983-84)	119	41	56	97	22	7
Brian McDonald (1970-71)	12	0	0	0	29	20
Paul McIntosh (1974-75--1975-76)	47	0	2	2	66	3
Ray McKay (1971-72--1972-73)	40	0	3	3	18	22,24
Jay McKee (1995-96--2000-01)	324	8	51	59	280	74,38
Tony McKegney (1978-79--1982-83)	363	127	141	268	117	8
Sean McKenna (1981-82--1985-86)	237	56	53	109	120	12,19,23
Dave McLlwain (1991-92)	5	0	0	0	2	20
Mike McMahon (1970-71)	12	0	0	0	0	4
Peter McNab (1973-74--1975-76)	154	49	59	108	26	16,22,24
Bryan McSheffrey (1974-75)	3	0	0	0	0	15

Player (Seasons)	GP	G	A	PTS	PIM	Unif. No.
Don McSween (1987-88;1989-90)	9	0	1	1	12	32,39
Gerry Meehan (1970-71--1974-75)	306	94	114	208	60	15
Dean Melanson (1994-95)	5	0	0	0	4	3
Scott Metcalfe (1987-88--1989-90)	17	1	2	3	18	12,32,34
Larry Mickey (1971-72--1974-75)	117	20	14	34	65	12,21
Brad Miller (1988-89--1991-92)	63	1	4	5	265	42,44
Alexander Mogilny (1989-90--1994-95)	381	211	233	444	203	89
Mike Moller (1980-81--1984-85)	127	13	27	40	41	9,14,29
Randy Moller (1991-92--1993-94)	126	5	20	25	296	24
Mitch Molloy (1989-90)	2	0	0	0	10	40
Bob Mongrain (1979-80--1981-82;1983-84--1984-85)	70	11	11	22	12	8,25,32
Barrie Moore (1995-96--1996-97)	34	2	6	8	18	38,37
David Moravec (1999-00)	1	0	0	0	0	64
Craig Muni (1993-94--1995-96)	160	2	18	20	167	5
Hap Myers (1970-71)	13	0	0	0	6	25
Phil Myre (1982-83)	5	0	0	0	2	33

N

Player (Seasons)	GP	G	A	PTS	PIM	Unif. No.
Mark Napier (1986-87--1988-89)	128	26	30	56	41	65
Rumun Ndur (1996-97--1997-98)	3	0	0	0	4	40
Scott Nichol (1995-96;1997-98)	5	0	0	0	14	45
Joe Noris (1973-74)	18	0	0	0	2	23
Mika Noronen (2000-01)	2	0	0	0	0	35

O

Player (Seasons)	GP	G	A	PTS	PIM	Unif. No.
Gates Orlando (1984-85--1986-87)	98	18	26	44	51	23
Kevin O'Shea (1970-71--1971-72)	93	10	13	23	52	18

P-Q

Player (Seasons)	GP	G	A	PTS	PIM	Unif. No.
Wilf Paiement (1986-87)	56	20	17	37	108	27
Jeff Parker (1986-87--1989-90)	137	16	19	35	161	28,29
Greg Paslawski (1990-91)	12	2	1	3	4	12
James Patrick (1998-99--2000-01)	165	10	24	34	50	3
Steve Patrick (1980-81--1984-85)	152	21	34	55	125	26
Colin Patterson (1991-92--1992-93)	88	8	10	18	52	17
Scott Pearson (1994-95--1995-96)	41	6	1	7	87	33,29
Michael Peca (1995-96--1999-00)	363	96	121	217	352	27
Gil Perreault (1970-71--1986-87)	1191	512	814	1326	500	11
Brian Perry (1970-71)	1	0	0	0	0	19
Brent Peterson (1981-82--1984-85)	265	43	63	106	180	20
Sergei Petrenko (1993-94)	15	0	4	4	0	15
Domenic Pittis (1998-99--1999-00)	11	1	0	1	8	83,12,28
Derek Plante (1993-94--1997-98)	354	87	134	221	114	26
Larry Playfair (1978-79--1985-86;1988-89--1989-90)	577	24	76	100	1390	27,40
Tracy Pratt (1970-71--1973-74)	210	2	39	41	399	3, 4
Wayne Presley (1991-92--1994-95)	202	48	32	80	297	18
Ken Priestlay (1986-87--1989-90)	117	25	25	50	59	12,56
Wayne Primeau (1994-95--1999-00)	225	19	25	44	227	22,76
Daren Puppa (1985-86--1992-93)	215	0	14	14	30	31,35

R

Player (Seasons)	GP	G	A	PTS	PIM	Unif. No.
Craig Ramsay (1971-72--1984-85)	1070	252	420	672	201	10,25
Mike Ramsey (1979-80--1992-93)	911	73	256	329	924	5,23
Wayne Ramsey (1977-78)	2	0	0	0	0	32
Erik Rasmussen (1997-98--2000-01)	212	25	35	60	145	9
Rob Ray (1989-90--2000-01)	777	37	47	84	2897	32
Joe Reekie (1985-86--1988-89)	104	3	15	18	190	27,31,55
Mark Renaud (1983-84)	10	1	3	4	6	4
Jacques Richard (1975-76--1976-77;1978-79)	155	24	38	62	73	9
Bob Richer (1972-73)	3	0	0	0	0	17
Rene Robert (1971-72--1978-79)	524	222	330	552	401	7,14,23
Geordie Robertson (1982-83)	5	1	2	3	7	15
Mike Robitaille (1971-72--1974-75)	170	8	46	54	122	3
Dwayne Roloson (1998-99--1999-00)	32	0	0	0	0	30
Doug Rombough (1972-73--1973-74)	51	8	9	17	27	22
Ed Ronan (1996-97)	18	1	4	5	11	5
Lindy Ruff (1979-80--1988-89)	608	102	183	285	1126	22
Phil Russell (1985-86--1986-87)	18	2	5	7	24	26
Christian Ruuttu (1986-87--1991-92)	438	101	220	331	483	21

S

Player (Seasons)	GP	G	A	PTS	PIM	Unif. No.
Geoff Sanderson (1997-98--1999-00)	168	29	36	65	64	80,8
Cory Sarich (1998-99--1999-00)	46	0	4	4	35	6
Miroslav Satan (1996-97--2000-01)	335	132	119	251	150	18,81
Bob Sauve (1976-77--1984-85)	246	0	8	8	20	28
Jean-Francois Sauve (1980-81--1982-83)	98	24	49	73	67	9,21
Joel Savage (1990-91)	3	0	1	1	0	38
Andre Savard (1976-77--1982-83)	467	130	175	305	221	12
Cliff Schmautz (1970-71)	26	5	7	12	10	7
Ron Schock (1977-78)	40	4	4	8	0	21
Jim Schoenfeld (1972-73--1981-82;1984-85)	584	45	183	228	1025	6,13
Dave Schultz (1978-79--1979-80)	41	3	3	6	114	21
Ric Seiling (1977-78--1985-86)	664	176	200	376	524	16
Jiri Sejba (1990-91)	11	0	2	2	8	23
Anatoli Semenov (1996-97)	25	2	4	6	2	93
Eddie Shack (1970-71--1971-72)	106	36	31	67	127	23
Darrin Shannon (1988-89--1991-92)	55	10	14	24	16	16,26
Darryl Shannon (1995-96--1998-99)	255	12	56	68	240	8,29
Ray Sheppard (1987-88--1989-90)	159	64	50	114	29	23
Steve Shields (1995-96--1997-98)	31	0	0	0	23	31
Todd Simon (1993-94)	15	0	1	1	0	17
Craig Simpson (1993-94--1994-95)	45	12	15	27	34	17,22
Richard Smehlik (1992-93--2000-01)	529	44	129	173	377	42
Al Smith (1975-76--1976-77)	21	0	0	0	0	31
Derek Smith (1976-77--1981-82)	244	65	98	163	38	16,17,19,26
Doug Smith (1985-86--1987-88)	162	35	54	89	296	15
Floyd Smith (1970-71--1971-72)	83	6	12	18	48	17
Steve Smith (1988-89)	3	0	0	0	0	24
Dave Snuggerud (1989-90--1991-92)	215	26	46	72	109	18
Brian Spencer (1973-74--1976-77)	240	42	72	114	206	21
Bill Stewart (1977-78--1978-79)	81	3	17	20	116	3
Fred Stanfield (1974-75--1977-78)	248	42	73	115	16	17,19
Robb Stauber (1994-95)	6	0	0	0	0	35
Kai Suikkanen (1981-82--1982-83)	2	0	0	0	0	20,23
Ken Sutton (1990-91--1994-95)	232	18	60	78	223	41
Petr Svoboda (1991-92--1994-95)	139	5	49	54	260	7
Bob Sweeney (1992-93--1994-95)	185	37	44	81	230	20,33
Dean Sylvester (1998-99)	1	0	0	0	0	46

T-U

Player (Seasons)	GP	G	A	PTS	PIM	Unif. No.
Jean-Guy Talbot (1970-71)	57	0	7	7	36	24
Tony Tanti (1990-91--1991-92)	80	16	23	39	106	19
Chris Taylor (1999-00--2000-01)	24	1	3	4	8	16
Paul Terbenche (1970-71--1973-74)	118	2	19	21	20	3,18,23
Scott Thomas (1992-93--1993-94)	39	3	3	6	23	21
Alex Tidey (1976-77--1977-78)	3	0	0	0	0	19,26
Morris Titanic (1974-75--1975-76)	19	0	0	0	0	19
Doug Trapp (1986-87)	2	0	0	0	0	19
Andrei Trefilov (1995-96--1996-97)	25	0	0	0	4	30
Denis Tsygurov (1993-94--1994-95)	12	0	0	0	12	29
Vladimir Tsyplakov (1999-00--2000-01)	70	13	20	33	20	29
John Tucker (1983-84--1990-91)	345	116	154	270	142	7
Pierre Turgeon (1987-88--1991-92)	322	122	201	323	119	77

V

Player (Seasons)	GP	G	A	PTS	PIM	Unif. No.
Rick Vaive (1988-89--1991-92)	190	74	62	136	226	12,22
John Van Boxmeer (1979-80--1982-83)	294	49	166	215	239	4,5
Vaclav Varada (1995-96--2000-01)	256	32	78	110	221	25,9
Claude Verret (1983-84--1984-85)	14	2	5	7	2	21
Hannu Virta (1981-82--1985-86)	245	25	101	126	66	3,23

W-Y

Player (Seasons)	GP	G	A	PTS	PIM	Unif. No.
Darcy Wakaluk (1988-89;1990-91)	22	0	0	0	2	35
Jim Walsh (1981-82)	4	0	1	1	4	28
Dixon Ward (1995-96--1999-00)	307	56	80	136	169	15,17
Rhett Warrener (1998-99--2000-01)	151	4	19	23	187	4
Jim Watson (1970-71--1971-72)	144	4	15	19	248	2

ALL-TIME INDIVIDUAL SCORING-REGULAR SEASON

Player (Seasons)	GP	G	A	PTS	PIM	Unif. No.
Jay Wells (1989-90--1991-92)	85	3	12	15	243	24
Jim Wiemer (1983-84--1984-85)	74	8	17	25	52	19
Mike Wilson (1995-96--1998-99)	231	11	23	34	187	4,34
Randy Wood (1991-92--1993-94)	236	60	57	117	213	19,15
Jason Woolley (1997-98--2000-01)	292	32	102	134	195	5
Randy Wyrozub (1970-71--1973-74)	100	8	10	18	10	14,16,24,26
	Z					
Player (Seasons)	**GP**	**G**	**A**	**PTS**	**PIM**	**Unif. No.**
Rod Zaine (1971-72)	24	2	1	3	4	14,22
Alexei Zhitnik (1994-95--2000-01)	492	47	159	206	555	44,4

Any player who took part in at least one Sabres regular season game in his career is listed. Eight players dressed but never played a game for Buffalo: #27 - Tim Regan (1973-74), #31 - Jim Weaver (1978-79), #30 - Jari Paavola (1981-82), #35 - Mike Craig (1984-85), #34 - Kenton Rein (1987-88), #33 - Bill Pye (1992-93), #30 - Markus Ketterer (1993-94 & 1994-95), and #68 - Scott Buhler (1996-97). #00 - Martin Biron served as backup goaltender and did not play (3 times in 1996-97, 1 time in 1997-98). Michel Deziel is the only Sabre to have played in a playoff game without participating in a regular season game.

ALL-TIME GOALTENDERS STATISTICS

GOALTENDER	GP	MINS	GA	SO	AVG.	W	L	T
Dominik Hasek	491	28,664	1063	55	2.23	234	24	4
Martin Biron	68	3547	149	7	2.52	27	29	4
Mika Noronen	2	108	5	0	2.78	2	0	0
Dwayne Roloson	32	1588	74	1	2.79	7	15	5
Gerry Desjardins	116	6802	319	5	2.81	66	30	18
Don Edwards	307	17969	869	14	2.90	156	83	61
Steve Shields	31	1649	80	0	2.91	7	14	6
Dave Dryden	120	6440	328	5	3.06	43	45	20
Bob Sauve	246	14063	752	7	3.20	113	76	39
Gary Bromley	63	2334	184	4	3.20	29	17	14
Roger Crozier	202	10980	591	10	3.23	74	76	29
Tom Barrasso	266	15463	843	13	3.28	124	102	28
Tom Draper	37	2067	116	1	3.37	15	15	5
Al Smith	21	1105	62	0	3.37	9	6	2
Clint Malarchuk	102	5692	323	2	3.40	39	39	16
Daren Puppa	215	11763	668	5	3.41	96	68	28
Rocky Farr	19	722	42	0	3.49	2	6	8
John Blue	5	255	15	0	3.53	2	2	0
Andrei Trefilov	25	1253	74	0	3.54	8	10	1
Darcy Wakaluk	22	844	50	0	3.55	5	8	3
Grant Fuhr	64	3600	216	2	3.60	25	29	5
Paul Harrison	6	229	14	0	3.67	2	1	1
Joe Daley	38	2073	128	1	3.70	12	16	8
Jacques Cloutier	144	7452	459	1	3.70	50	58	15
Robb Stauber	6	317	20	0	3.79	2	3	0
Phil Myre	5	300	21	0	4.20	3	2	0
David Littman	2	96	7	0	4.37	0	1	0
Randy Ireland	2	30	3	0	6.00	0	0	0
Darren Eliot	2	67	7	0	6.27	0	0	0

ALL-TIME UNIFORM NUMBERS

NO.	PLAYER
00	Martin Biron
1	John Blue, David Littman, Jacques Cloutier, Don Edwards, Roger Crozier
2	Tim Horton, Jim Watson
3	James Patrick, Garry Galley, Dean Melanson, Grant Ledyard, Calle Johansson, Jim Hofford, Richie Dunn, Hannu Virta, Bill Stewart, Paul McIntosh, Jocelyn Guevremont, Mike Robitaille, Paul Terbenche, Tracy Pratt Rhett Warrener, Mike Wilson, Bob Boughner, Grant Jennings, Alexei Zhitnik, Philippe Boucher, Uwe Krupp, Steve Dykstra, Jim Korn, Jerry Korab, Timo Jutila, Mark Renaud, John Van Boxmeer, Tracy Pratt, Mike McMahon
4	Jason Woolley, Ed Ronan, Craig Muni, Mike Ramsey, John Van Boxmeer, Lee Fogolin, Larry Carriere, Larry Hillman, Doug Barrie
5	Cory Sarich, Bob Boughner, Doug Houda, Keith Carney, Phil Housley, Ron Fischer, Jim Schoenfeld, Al Hamilton
6	Petr Svoboda, Kevin Haller, John Tucker, Mike Donnelly, Dale McCourt, Randy Cunneyworth, Rick Martin, Rene Robert, Cliff Schmautz
7	Geoff Sanderson, Darryl Shannon, Doug Bodger, Jim Jackson, Paul Cyr, Richard Hajdu, Don Lever, Dave Fenyves, Bob Mongrain, Real Cloutier, Tony McKegney, Jim Lorentz, Rick Martin, Dick Duff, Butch Deadmarsh, Bill Inglis
8	Erik Rasmussen, Vaclav Varada, Viktor Gordiouk, Greg Brown, Scott Arniel, Gilles Hamel, Mike Moller, J.F. Sauve, Rick Dudley, Jacques Richard, Norm Gratton, Rick Martin, Butch Deadmarsh, Danny Lawson, Reggie Fleming
9	Brad May, Dale Hawerchuk, Craig Ramsay, Phil Goyette
10	Gilbert Perreault
11	Domenic Pittis, Randy Burridge, Peter Ambroziak, Bob Errey, Peter Ciavaglia, Greg Paslawski, Scott Metcalfe, Rick Vaive, Ken Priestlay, Jody Gage, Sean McKenna, Andre Savard, Gary McAdam, Larry Mickey, Mike Byers, Skip Krake
12	Yuri Khmylev, Jim Schoenfeld
13	Dave Hannan, Jody Gage, Steve Ludzik, Mikael Andersson, Mike Moller, Alan Haworth, Rene Robert, Norm Gratton, Don Luce, Rod Zaine, Randy Wyrozub
14	Dixon Ward, Sergei Petrenko, Greg Brown, Randy Wood, Lou Franceschetti, Kevin Haller, Doug Smith, Chris Langevin, Adam Creighton, Geordie Robertson, Yvon Lambert, Rob McClanahan, Mike Boland, Gary McAdam, Michel Deziel, Bryan McSheffrey, Gerry Meehan
15	Chris Taylor, Pat LaFontaine, Darrin Shannon, Mike Donnelly, Paul Brydges, Ric Seiling, Derek Smith, Peter McNab, Real Lemieux, Randy Wyrozub, Ron Anderson, Butch Deadmarsh
16	J.P. Dumont, Randy Cunneyworth, Dixon Ward, Jason Dawe, Brent Hughes, Craig Simpson, Todd Simon, Colin Patterson, Mike Foligno, Gilles Hamel, John Gould, Rick Dudley, Derek Smith, Fred Stanfield, Bob Richer, Floyd Smith
17	Miroslav Satan, Michal Grosek, Wayne Presley, Dave Snuggerud, Bob Halkidis, Paul Cyr, Gilles Hamel, Danny Gare, Paul Terbenche, Kevin O'Shea
18	Brian Holzinger, Randy Wood, Tony Tanti, Kevin Maguire, Doug Trapp, Bob Halkidis, Jim Wiemer, Sean McKenna, Jeff Eatough, Randy Cunneyworth, Derek Smith, Alex Tidey, Morris Titanic, Fred Stanfield, Steve Atkinson, Francois Lacombe, Brian Perry
19	Jason Holland, Doug Houda, Bob Sweeney, Dave McLlwain, Mike Hartman, Don Lever, Brent Peterson, Kai Suikkanen, Don Luce, Dick Duff, Brian McDonald
20	Mike Hurlbut, Mark Astley, Scott Thomas, Christian Ruuttu, Richie Dunn, Claude Verret, J.F. Sauve, Dave Schultz, Ron Schock, Brian Spencer, Ron Busniuk, John Gould, Hugh Harris, Terry Ball, Larry Mickey, Larry Keenan, Paul Andrea, Jean-Guy Lagace
21	Wayne Primeau, Charlie Huddy, Craig Simpson, Rick Vaive, Lindy Ruff, Jocelyn Guevremont, Peter McNab, Doug Rombough, Ray McKay, Rod Zaine, Don Marshall
22	Bill Houlder, Randy Hillier, Jiri Sejba, Ray Sheppard, Gates Orlando, Kai Suikkanen, Ron Fischer, Hannu Virta, Sean McKenna, Bob Hess, Randy Cunneyworth, Mike Ramsey, Ken Breitenbach, Larry Carriere, Joe Noris, Eddie Shack, John Gould, Rene Robert, Paul Terbenche
23	Paul Kruse, Dane Jackson, Philippe Boucher, Randy Moller, Jay Wells, Mike Donnelly, Steve Smith, Ed Hospodar, Bill Hajt, Gary Bromley, Peter McNab, Randy Wyrozub, John Gould, Ron Busniuk, Chris Evans, Ray McKay, Jean-Guy Talbot, Butch Deadmarsh
24	Vaclav Varada, Rob Conn, Dave Andreychuk, Mal Davis, Jere Gillis, Bob Mongrain, Terry Martin, Craig Ramsay, Hap Myers, Brian Perry
25	Eric Boulton, Derek Plante, Keith Carney, Dean Kennedy, Darrin Shannon, Richie Dunn, Bob Logan, Phil Russell, Pat Hughes, Dave Maloney, Steve Patrick, Val James, Ken Breitenbach, Alex Tidey, Derek Smith, Randy Wyrozub, Larry Keenan
26	Michael Peca, Brad May, Larry Playfair, Joe Reekie, Wilf Paiement, Joe Kowal
27	Donald Audette, Domenic Pittis, Dale DeGray, Mark Ferner, Jeff Parker, Tom Kurvers, Brian Engblom, Richard Hajdu, Paul Gardner, Bob Sauve, Ron Fischer, Jim Walsh, Gary Bromley, Rocky Farr, Dave Dryden, Terry Ball
28	Vladimir Tsyplakov, Jason Holland, Paul Kruse, Darryl Shannon, Dane Jackson, Scott Pearson, Denis Tsygurov, Bob Corkum, Jeff Parker, Richie Dunn, Mark Ferner, Jeff Parker, Mal Davis, Dave Andreychuk, Jacques Cloutier, Val James, Mike Moller, Don Edwards, Gary Bromley
29	Dwayne Roloson, Andrei Trefilov, Clint Malarchuk, Tom Barrasso, Paul Harrison, Val James, Randy Ireland, Gerry Desjardins, Rocky Farr, Dave Dryden, Joe Daley
30	

ALL-TIME UNIFORM NUMBERS

31	Steve Shields, Grant Fuhr, Daren Puppa, Joe Reekie, Dave Fenyves, Al Smith
32	Rob Ray, Scott Metcalfe, Don McSween, Norm Lacombe, Bob Mongrain, Gary McAdam, Wayne Ramsey
33	Scott Pearson, Mark Astley, Bob Sweeney, Benoit Hogue, Jody Gage, Lee Fogolin, Jim Hofford, Phil Myre
34	Peter Skudra, Jean-Luc Grand-Pierre, Mike Wilson, Gord Donnelly, David Littman, Lou Franceschetti, Darre Eliot, Scott Metcalfe, Jim Korn, Adam Creighton
35	Mika Noronen, Robb Stauber, Tom Draper, Darcy Wakaluk, Daren Puppa
36	Matthew Barnaby, Darcy Loewen, Jan Ludvig
37	Curtis Brown, Barrie Moore, Curtis Brown, Lou Franceschetti, Bill Houlder, Shawn Anderson
38	Barrie Moore, Jay McKee, Joel Savage, Adam Creighton
39	Dominik Hasek, Brian Curran, Don McSween, Trent Kaese, Clark Gillies
40	Rumun Ndur, James Black, Mitch Molloy, Larry Playfair, Uwe Krupp
41	Stu Barnes, Dave Hannan, Ken Sutton, Brian Curran
42	Richard Smehlik, Mikko Makela, Bob Corkum, Brad Miller, Steve Dykstra
43	Martin Biron, Jason Dawe, Francois Guay
44	Alexei Zhitnik, Doug Macdonald, Brad Miller, Jerry Korab
45	Dmitri Kalinin, Scott Nichol, Donald Audette
46	Dean Sylvester
47	Bill Houlder
48	Brad May
51	Brian Campbell
52	Dave Andreychuk
55	Denis Hamel, Reed Larson, Joe Reekie
56	Ken Priestlay
57	Steve Heinze
61	Maxim Afinogenov
64	David Moravec
65	Mark Napier
74	Jay McKee
76	Wayne Primeau
77	Chris Gratton, Pierre Turgeon
80	Geoff Sanderson
81	Miroslav Satan
83	Domenic Pittis
89	Alexander Mogilny
90	Joe Juneau, Clark Gillies
93	Doug Gilmour, Anatoli Semenov

BUFFALO SABRES RETIRED NUMBERS

The Buffalo Sabres have retired only four numbers since the franchise's inception in 1970. The first Sabre to have his number retired was Gilbert Perreault (#11) on October 17, 1990. The combination of center Perreault, left wing Rick Martin and right wing Rene Robert was one of the greatest lines in hockey history and without a doubt the best in Buffalo Sabres history. The three wore the blue and gold together from 1972 to 1979 and were labeled "The French Connection," a name whose familiarity was helped by the 1971 movie of the same name. The trio was honored as Rick Martin (#7) and Rene Robert (#14) joined Perreault in ceremonies to retire the numbers of Buffalo's famed "French Connection" on November 15, 1995. The fourth Sabre to have his number retired was Tim Horton (#2) on January 5, 1996.

#11 Gilbert Perreault

Center (1970-71 to 1986)

Career Sabres Totals: 1,191 games played, 512 goals, 814 assists, 1,326 points (regular season) 90 games played, 33 goals, 70 assists, 103 points (playoffs)

Gilbert Perreault can best be described as the "Original Sabre." The NHL Hall of Famer was Buffalo's first-ever draft choice and set the standard for all future Sabres to be measured. Perreault earned the Calder Trophy as the NHL's Rookie of the Year following his inaugural 1970-71 campaign. Even Perreault's uniform number bore the marks of an original Sabre, as it was #11 that came up on the wheel that gave Buffalo the first overall pick in the 1970 draft. Perreault's sportsmanship and outstanding play also helped him capture the Lady Byng Trophy in 1973. One of Perreault's six NHL All-Star games was the 1978 edition in Buffalo when he scored the game-winning goal 3:55 into overtime. He also served as the Sabres' team captain from 1981-82 until his November 1986 retirement. Perreault is a member of the Hockey Hall of Fame, as well as both the Buffalo Sabres and Greater Buffalo Sports Halls of Fame. Perreault is still the team's all-time leader in career (regular season) games played, goals, assists, points and game-winning goals. There was only one number eleven in Buffalo Sabres history and, rightfully so, will never be another.

BUFFALO SABRES RETIRED NUMBERS



#7 Rick Martin

Left Wing (1971-72 to 1980-81)

Career Sabres Totals: 681 games played, 382 goals, 313 assists, 695 points (regular season) 62 games played, 24 goals, 29 assists, 53 points (playoffs)

Buffalo Sabre fans saw Rick Martin in almost 750 regular season and playoff games between 1971 and 1981. Number seven's career with the Sabres was highlighted by a Stanley Cup Finals appearance in 1974-75. That spring, Martin finished with 52 goals, one of which was the 1,000th in team history. The year prior, on the final night of the 1973-74 campaign, he recorded a hat trick at "The Aud" against St. Louis to become the first player in Sabres' history to record 50 or more goals in one season. Martin even gave the hometown fans a reason to cheer in a game at "The Aud" in which he wasn't even wearing a Sabres' uniform. On January 24, 1978, he scored the tying goal in the 31st NHL All-Star Game with just 1:39 left in regulation time to force overtime. That was just one of seven of the League's showcase games he would appear in during his career. He still holds two one-season Sabres records and is tied for another. In addition, Martin remains in the top three in seven of Buffalo's (regular season) career leaders categories.



#14 Rene Robert

Right Wing (1971-72 to 1978-79)

Career Sabres Totals: 524 games played, 222 goals, 330 assists, 552 points (regular season) 47 games played, 22 goals, 17 assists, 39 points (playoffs)

With the warm spring air mixing with "The Aud" ice, Rene Robert skated out of the mist and scored the famous "Fog Goal" by beating Flyers' goalie Bernie Parent in overtime of game three of the 1975 Stanley Cup Finals. The historic goal might not have taken place if not for the Sabres' persistence in acquiring Robert. His road to Buffalo started by the Sabres claiming him from Toronto, only to lose the winger to Pittsburgh in the Intra-League draft on June 8, 1971. The Sabres were then able to acquire the final component of "The French Connection" in a trade with the Penguins on March 4, 1972. Robert finished the 1974-75 regular season with 100 points, marking the first time in club annals that a player reached the century mark in points in one season. That season, Robert was voted by his teammates as Buffalo's most valuable player. He later recorded another Sabre mark by scoring the 2,000th goal in club history on December 22, 1977. Robert still ranks as Buffalo's fifth all-time assist leader with 330 in his career with the Sabres. Coincidentally, Robert had also once worn number seven in the blue and gold. He played in both the 1973 and 1975 NHL All-Star games.

#2 Tim Horton

Defense (1972-73 to 1973-74)

Career Sabres Totals: 124 games played, 1 goal, 22 assists, 23 points (regular season) 6 games played, 0 goals, 1 assist, 1 point (playoffs)

Tim Horton skated in the Sabres' blue, white and gold for only two seasons, but the solid defenseman certainly made his mark on the team. Horton came to Buffalo in the Intra-League draft in June of 1972 from Pittsburgh. Following that campaign, proof that he had made an impression on his fourth NHL club (also played for Toronto, N.Y. Rangers and Pittsburgh) came when he was named the recipient of the Memorial Award as the team's most valuable player as voted by his teammates. Today, in honor of the late defenseman, Horton's name is on the Buffalo award presented annually to the player whose performance is far superior to the public recognition he has received (known as the Unsung Hero Award before 1975). Horton saw action in 1,446 NHL regular season games plus 126 more in the postseason. Included in his playing days was eight out of nine complete 70-game seasons played between 1958-59 and 1966-67. Horton was a member of four Stanley Cup winning teams with Toronto and appeared in seven NHL All-Star games. Horton became a member of the Hockey Hall of Fame in 1977 and is also a member of the Buffalo Sabres Hall of Fame.

BUFFALO SABRES HALL OF FAME

The highest honor bestowed by the Buffalo Sabres is induction into the team's Hall of Fame. The Buffalo Sabres Hall of Fame Committee is comprised of: Rick Azar, Larry Felser, Rick Jeanneret, Jim Kelley, Seymour H. Knox, IV, Wayne Redshaw and Paul Wieland.

MEMBER	INDUCTION
Frank Christie	1980
Roger Crozier	1980
George "Punch" Imlach	1980
Tim Horton	1982
Fred T. Hunt	1982
David Forman	1986
Don Luce	1986
Craig Ramsay	1986
Richard Martin	1989
Gilbert Perreault	1989
Rene Robert	1989
Danny Gare	1994
Jim Schoenfeld	1995

MEMBER	INDUCTION
Robert O. Swados	1995
Ted Darling	1996
Seymour H. Knox, III	1996
Northrup R. Knox	1996
Jack Gatecliff	1998
Larry Playfair	1998
Don Edwards	2000
Bill Hajt	2000
Wayne Redshaw	2000
Robert "Rip" Simonick	2000
Jerry Korab	2001
Mike Racicot	2001
Mike Ramsey	2001

HOCKEY HALL OF FAME

Seven people with connections to the Buffalo Sabres are members of the Hockey Hall of Fame. Sabres' co-founder Seymour H. Knox, III, along with former Sabre coaches Scotty Bowman, George "Punch" Imlach and Marcel Pronovost have all been honored with induction into the Hall of Fame. Joining the previous mentioned are former Sabre players Tim Horton and Gilbert Perreault. Long-time team broadcaster Ted Darling was inducted in November of 1994 upon receiving the Foster Hewitt Memorial Award for excellence in broadcasting.

PLAYERS CATEGORY

Member	Induction
Tim Horton	1977
Marcel Pronovost	1978
Gilbert Perreault	1990

BUILDERS CATEGORY

Member	Induction
George "Punch" Imlach	1984
Scotty Bowman	1991
Seymour H. Knox, III	1993

FOSTER HEWITT MEMORIAL AWARD

(Members of Radio & Television Industry)

Member	Induction
Ted Darling	1994

ELMER FERGUSON MEMORIAL AWARD

(Members of Newspaper Profession)

Member	Induction
Charlie Barton, Buffalo-Courier Express	1985
Dick Johnston, Buffalo News	1986
Jack Gatecliff, St. Catharines Standard	1995

NHL AWARDS & HONORS WON BY SABRES

NHL Awards	Sabres to Win Award
Hart Memorial Trophy	Dominik Hasek (1997, 1998)
Art Ross Trophy	None
Calder Memorial Trophy	Gilbert Perreault (1971)
	Tom Barrasso (1984)
James Norris Memorial Trophy	None
Vezina Trophy	Bob Sauve & Don Edwards (1980)
	Tom Barrasso (1984)
	Dominik Hasek (1994, 1995, 1997, 1998, 1999, 2001)
Conn Smythe Trophy	None
Lady Byng Memorial Trophy	Gilbert Perreault (1973)
Frank J. Selke Trophy	Craig Ramsay (1985)
	Michael Peca (1997)
William M. Jennings Trophy	Tom Barrasso & Bob Sauve (1985)
	Dominik Hasek & Grant Fuhr (1994)
	Dominik Hasek (2001)
Lester B. Pearson Award	Dominik Hasek (1997, 1998)
Jack Adams Award	Ted Nolan (1997)
Bill Masterton Memorial Trophy	Don Luce (1975)
	Pat LaFontaine (1995)
Lester Patrick Trophy	1980 U.S. Olympic Hockey Team (Mike Ramsey & Rob McClanahan)
	Seymour H. Knox III & Pat LaFontaine (1997)
King Clancy Memorial Trophy	Rob Ray (1999)
Presidents' Trophy (Team Award)	None

2000-01

Vezina Trophy: Dominik Hasek
William M. Jennings Trophy: Dominik Hasek
Official NHL First-Team All-Star Goaltender: Dominik Hasek
Selected to World All-Stars Team for NHL All-Star Game: Dominik Hasek

1999-00

Selected as NHL Player of the Week: Dominik Hasek (April 3-9, 2000)
Selected as NHL Player of the Week: Martin Biron (November 1-7, 1999)
Selected to World All-Stars Team for NHL All-Star Game: Dominik Hasek, Miroslav Satan

1998-99

Vezina Trophy: Dominik Hasek
King Clancy Trophy: Rob Ray
Official NHL First-Team All-Star Goaltender: Dominik Hasek
Selected to World All-Stars Team for NHL All-Star Game: Dominik Hasek (20 MINS, 4 GA, Starting Goaltender, Leading Votegetter); Alexei Zhitnik
Selected as NHL Player of the Month: Dominik Hasek (December, 1998)
Selected as NHL Player of the Week: Dominik Hasek (Nov. 30- Dec. 6, 1998, December 7-13, 1998, & April 5-11, 1999)
Selected as NHL Player of the Week: Miroslav Satan (February 15-21, 1999 & March 15-21, 1999)

1997-98

Hart Trophy: Dominik Hasek
Lester B. Pearson Award: Dominik Hasek
Vezina Trophy: Dominik Hasek
Official NHL First-Team All-Star Goaltender: Dominik Hasek
Selected to World All-Stars Team for NHL All-Star Game: Dominik Hasek (20 MINS, 3 GA, Starting Goaltender)
Selected as NHL Player of the Month: Dominik Hasek (December, 1997 & February, 1998)
Selected as NHL Player of the Week: Dominik Hasek (December 1-7, 1997)

1996-97

Adams Award: Ted Nolan
Hart Trophy: Dominik Hasek
Lester B. Pearson Award: Dominik Hasek
Vezina Trophy: Dominik Hasek
Selke Trophy: Michael Peca
Lester Patrick Trophy: Seymour H. Knox III & Pat LaFontaine
Official NHL First-Team All-Star Goaltender: Dominik Hasek
Selected to Eastern Conference Team for NHL All-Star Game: Dominik Hasek (20 MINS, 1 GA)

1995-96

Selected to Eastern Conference Team for NHL All-Star Game: Dominik Hasek (20 MINS, 1 GA, Winning Goaltender)

1994-95

Bill Masterton Trophy: Pat LaFontaine
Vezina Trophy: Dominik Hasek
Official NHL First-Team All-Star Goaltender: Dominik Hasek

NHL AWARDS & HONORS WON BY SABRES

1993-94
Jennings Trophy: Dominik Hasek & Grant Fuhr
Vezina Trophy: Dominik Hasek
Official NHL First-Team All-Star Goaltender: Dominik Hasek
Selected to Eastern Conference Team for NHL All-Star Game: Alexander Mogilny
Selected as NHL Co-Player of the Month: Dominik Hasek (December, 1993)

1992-93
Elected to Hall of Fame: Seymour H. Knox III
Selected as NHL Co-Player of the Month: Alexander Mogilny (January, 1993)
Official NHL Second-Team All-Star Center: Pat LaFontaine
Official NHL Second-Team All-Star Right Wing: Alexander Mogilny
Selected to Wales Conference Team for NHL All-Star Game: Alexander Mogilny (1 goal, 1 assist), Pat LaFontaine (1 goal)

1991-92
Selected as NHL Co-Player of the Month: Pat LaFontaine (January, 1992)
Selected to Wales Conference Team for NHL All-Star Game: Alexander Mogilny (1 goal, 1 assist)

1990-91
Elected to Hall of Fame: Scott Bowman
Selected to Wales Conference Team for NHL All-Star Game: Uwe Krupp

1989-90
Elected to Hall of Fame: Gilbert Perreault
Official NHL Second-Team All-Star Goaltender: Daren Puppa
Selected to Wales Conference Team for All-Star Game: Pierre Turgeon (2 goals), Dave Andreychuk (1 goal, 1 assist), Daren Puppa (31 MIN, 4 GA), Phil Housley (1 assist)

1988-89
Selected to Wales Conference Team for NHL All-Star Game: Phil Housley

1987-88
Official NHL All-Rookie Team Right Wing: Ray Sheppard
Official NHL All-Rookie Team Defense: Calle Johansson
Selected to Wales Conference Team for NHL All-Star Game: Christian Ruuttu
Selected as NHL Player of the Month: Tom Barrasso (January, 1988)
Selected as NHL Rookie of the Month: Ray Sheppard (February, 1988)

1986-87
Selected to NHL's All-Star Team for Rendez-Vous '87: Mike Ramsey

1985-86
Selected to Wales Conference Team for NHL All-Star Game: Mike Ramsey

1984-85
Selke Trophy: Craig Ramsay
Jennings Trophy: Tom Barrasso & Bob Sauve
Official NHL Second-Team All-Star Goaltender: Tom Barrasso
Selected to Wales Conference Team for NHL All-Star Game: Tom Barrasso (30 MIN, 2 GA), Bill Hajt (did not play due to injury), Mike Ramsey

1983-84
Vezina Trophy: Tom Barrasso
Calder Trophy: Tom Barrasso
Elected to Hall of Fame: Punch Imlach
Official NHL All-Star First-Team Goaltender: Tom Barrasso
Official NHL All-Rookie Team Goaltender: Tom Barrasso
Selected to Wales Conference Team for NHL All-Star Game: Gilbert Perreault, Phil Housley (1 assist)

1982-83
Official NHL All-Rookie Team Defenseman: Phil Housley
Selected to Wales Conference Team for NHL All-Star Game: Mike Ramsey

1981-82
Selected to Wales Conference Team for NHL All-Star Game: John Van Boxmeer (did not play due to injury), Mike Ramsey

1980-81
Selected to Wales Conference Team for NHL All-Star Game: Danny Gare, Bill Hajt (did not play due to injury)
Coach of Wales Conference Team for NHL All-Star Game: Scott Bowman

1979-80
Vezina Trophy: Don Edwards & Bob Sauve
Official NHL All-Star Second-Team Goaltender: Don Edwards
Official NHL All-Star Second-Team Defenseman: Jim Schoenfeld
Official NHL All-Star Second-Team Right Wing: Danny Gare
Selected to Wales Conference Team for NHL All-Star Game: Gilbert Perreault (1 assist), Danny Gare, Jim Schoenfeld, Don Edwards

1978-79
Selected to NHL Challenge Cup All-Star Team: Gilbert Perreault (1 goal, 1 assist), Jim Schoenfeld

NHL AWARDS & HONORS WON BY SABRES

1977-78
Elected to NHL Hall of Fame: Marcel Pronovost
Official NHL All-Star Second-Team Goaltender: Don Edwards
Selected to Wales Conference Team for NHL All-Star Game: Gilbert Perreault (game-winning goal in overtime), Rick Martin (1 goal)

1976-77
Elected to NHL Hall of Fame: Tim Horton
Charlie Conacher Memorial Trophy: Jim Lorentz
Official NHL All-Star Second-Team Left Winger: Rick Martin
Official NHL All-Star Second-Team Center: Gilbert Perreault
Selected to Wales Conference Team for NHL All-Star Game: Gerry Desjardins (29 MIN, 2 GA), Gilbert Perreault (1 assist), Rick Martin (2 goals), Jim Schoenfeld
Most Valuable Player in All-Star Game: Rick Martin

1975-76
Official NHL All-Star Second-Team Left Winger: Rick Martin
Official NHL All-Star Second-Team Center: Gilbert Perreault
Selected to Wales Conference Team for NHL All-Star Game: Rick Martin (1 goal, 2 assists), Jerry Korab, Craig Ramsay
Coach of Wales Conference Team for NHL All-Star Game: Floyd Smith

1974-75
Bill Masterton Trophy: Don Luce
Official NHL All-Star First-Team Left Winger: Rick Martin
Official NHL All-Star Second-Team Right Winger: Rene Robert
Selected to Wales Conference Team for NHL All-Star Game: Rick Martin (1 assist), Rene Robert, Gilbert Perreault, Jerry Korab, Don Luce (1 goal)

1973-74
Official NHL All-Star First-Team Left Winger: Rick Martin
Selected to East Division Team for NHL All-Star Game: Rick Martin, Dave Dryden (30 MIN, 5 GA), Gilbert Perreault

1972-73
Lady Byng Trophy: Gilbert Perreault
Selected to East Division Team for NHL All-Star Game: Rick Martin, Rene Robert (1 goal)

1971-72
Selected to East Division Team for NHL All-Star Game: Rick Martin, Gilbert Perreault

1970-71
Calder Trophy: Gilbert Perreault
Selected to East Division Team for NHL All-Star Game: Gilbert Perreault

SABRES TEAM AWARDS

Frank Eddolls Memorial Trophy - Named in honor of the former Buffalo Bisons' coach and NHL defenseman. It is presented to the most popular player as selected by the members of the Buffalo Sabres' Booster Club.

2000-01 - None
1999-00 – Rob Ray
1998-99 - Dominik Hasek
1997-98 - Dominik Hasek
1996-97 - Dominik Hasek
1995-96 - Pat LaFontaine
1994-95 - Dominik Hasek
1993-94 - Pat LaFontaine
1992-93 - Pat LaFontaine
1991-92 - Pat LaFontaine & Clint Malarchuk
1990-91 - Alexander Mogilny
1989-90 - Pierre Turgeon
1988-89 - Mike Foligno
1987-88 - Mike Foligno
1986-87 - Mike Foligno
1985-86 - Mike Foligno
1984-85 - Mike Foligno
1983-84 - Mike Ramsey
1982-83 - Mike Ramsey
1981-82 - Jean Francois Sauve
1980-81 - Danny Gare
1979-80 - Derek Smith
1978-79 - Craig Ramsay
1977-78 - Don Edwards
1976-77 - Andre Savard
1975-76 - Danny Gare
1974-75 - Craig Ramsay
1973-74 - Rick Martin
1972-73 - Gil Perreault
1971-72 - Gil Perreault
1970-71 - Gil Perreault

Memorial Trophy - Named in honor of deceased members of the Sabres. It is presented to the most valuable player as voted by his teammates (formerly the Wayne Larkin Memorial Trophy, in honor of the former Buffalo Bisons' winger).

2000-01 - None
1999-00 - None
1998-99 - Dominik Hasek & Miroslav Satan
1997-98 - Dominik Hasek
1996-97 - Dominik Hasek
1995-96 - Dominik Hasek
1994-95 - Dominik Hasek
1993-94 - Dominik Hasek
1992-93 - Pat LaFontaine
1991-92 - Pat LaFontaine
1990-91 - Dale Hawerchuk
1989-90 - Pierre Turgeon & Daren Puppa
1988-89 - Phil Housley
1987-88 - Tom Barrasso
1986-87 - Mike Ramsey
1985-86 - Mike Foligno
1984-85 - Tom Barrasso
1983-84 - Gil Perreault
1982-83 - Mike Ramsey
1981-82 - Don Edwards
1980-81 - Danny Gare
1979-80 - Danny Gare
1978-79 - Craig Ramsay
1977-78 - Don Edwards
1976-77 - Gerry Desjardins
1975-76 - Danny Gare
1974-75 - Rene Robert
1973-74 - Rick Martin
1972-73 - Tim Horton
1971-72 - Roger Crozier
1970-71 - Gil Perreault

SABRES TEAM AWARDS

Tim Horton Memorial Award - Named in honor of the late Sabres' defenseman. It is presented to the player whose performance is far superior to the public recognition he has received, and is based on a vote of the Booster Club Board of Directors' and members of the local sports media (known as Unsung Hero Award before 1975).

2000-01 – Rhett Warrener
1999-00 – James Patrick & Stu Barnes
1998-99 - Jason Woolley
1997-98 - Alexei Zhitnik
1996-97 - Dixon Ward
1995-96 - Randy Burridge
1994-95 - Wayne Presley
1993-94 - Craig Muni
1992-93 - Doug Bodger
1991-92 - Randy Wood
1990-91 - Grant Ledyard
1989-90 - Uwe Krupp
1988-89 - Mark Napier
1987-88 - Scott Arniel
1986-87 - Scott Arniel
1985-86 - Mike Ramsey
1984-85 - Dave Fenyves
1983-84 - Ric Seiling
1982-83 - Brent Peterson
1981-82 - Mike Ramsey
1980-81 - Andre Savard
1979-80 - Bill Hajt
1978-79 - Ric Seiling
1977-78 - Gary McAdam
1976-77 - Jim Lorentz
1975-76 - Brian Spencer
1974-75 - Bill Hajt
1973-74 - Craig Ramsay
1972-73 - Jim Lorentz
1971-72 - Don Luce
1970-71 - Gerry Meehan

Fred T. Hunt Memorial Trophy - Named in honor of the late Buffalo Sabres' Assistant General Manager, and former player, coach and general manager of the Buffalo Bisons. It is presented to the outstanding rookie as selected by the Booster Club Board of Directors and members of the local sports media.

2000-01 – Dmitri Kalinin
1999-00 – Martin Biron
1998-99 - None Awarded
1997-98 - None Awarded
1996-97 - Wayne Primeau
1995-96 - Mike Wilson
1994-95 - None Awarded
1993-94 - Derek Plante
1992-93 - Richard Smehlik
1991-92 - Donald Audette
1990-91 - None Awarded
1989-90 - Dave Snuggerud
1988-89 - Benoit Hogue
1987-88 - Ray Sheppard
1986-87 - Christian Ruuttu
1985-86 - Steve Dykstra
1984-85 - John Tucker
1983-84 - Tom Barrasso
1982-83 - Phil Housley
1981-82 - Jean Francois Sauve
1980-81 - Alan Haworth
1979-80 - Lindy Ruff
1978-79 - Bill Stewart
1977-78 - Don Edwards

The Star of Stars Trophy - Presented to the player with the most consistent performance in home games as reflected in the Three Star selections, which are chosen by members of the local sports media.

2000-01 – Dominik Hasek
1999-00 – Martin Biron
1998-99 - Dominik Hasek
1997-98 - Dominik Hasek
1996-97 - Dominik Hasek
1995-96 - Dominik Hasek
1994-95 - Dominik Hasek
1993-94 - Dominik Hasek
1992-93 - Alexander Mogilny
1991-92 - Pat LaFontaine
1990-91 - Dale Hawerchuk
1989-90 - Pierre Turgeon
1988-89 - Phil Housley
1987-88 - Tom Barrasso
1986-87 - Mike Foligno & Phil Housley
1985-86 - Mike Foligno
1984-85 - Gil Perreault
1983-84 - Gil Perreault
1982-83 - Phil Housley
1981-82 - Ric Seiling
1980-81 - Danny Gare
1979-80 - Gil Perreault
1978-79 - Rick Martin
1977-78 - Don Edwards
1976-77 - Gil Perreault
1975-76 - Craig Ramsay
1974-75 - Rene Robert
1973-74 - Rick Martin
1972-73 - Gil Perreault
1971-72 - Roger Crozier

The Punch Imlach Memorial Award - Named after the late General Manager and Coach of the Sabres. It is presented to the player who displays dedication and leadership in the winning tradition that Punch Imlach brought to the Sabre organization and professional hockey.

2000-01 – Stu Barnes
1999-00 – Rhett Warrener
1998-99 - Michael Peca
1997-98 - Michael Peca
1996-97 - Garry Galley
1995-96 - Randy Burridge
1994-95 - Dave Hannan
1993-94 - Dale Hawerchuk
1992-93 - Pat LaFontaine
1991-92 - Mike Ramsey
1990-91 - Clint Malarchuk
1989-90 - Mike Ramsey
1988-89 - Mark Napier
1987-88 - Mike Ramsey

MAJOR TRANSACTIONS 1970-2001

Date	Transaction
6-9-70	Selected Kevin O'Shea, Cliff Schmautz, Brian McDonald and Bill Inglis in the Inter-League Draft.
6-9-70	Claimed Joe Daley on waivers from Pittsburgh.
6-10-70	Selected Tom Webster, Al Hamilton, Don Marshall, Tracy Pratt, Jim Watson, Francois Lacombe, Phil Goyette, Reg Fleming, Mike McMahon, Skip Krake, Jean-Guy Lagace, Craig Cameron, Chris Evans, Doug Barrie, Gerry Meehan, Paul Terbenche, Brian Perry, Howie Menard, Rocky Farr and Gary Edwards in the NHL Expansion Draft.
6-10-70	Traded Tom Webster to Detroit for Roger Crozier.
6-10-70	Purchased Ted Hodgson from the N.Y. Rangers.
9-2-70	Purchased Floyd Smith and Brent Imlach from Toronto.
10-2-70	Traded Craig Cameron to St. Louis for Ron Anderson.
10-9-70	Purchased Dave Dryden from Pittsburgh.
10-19-70	Purchased Bill Sutherland from Philadelphia.
10-19-70	Traded Bill Sutherland to St. Louis for future considerations.
11-2-70	Claimed Steve Atkinson on waivers from Boston.
11-2-70	Claimed Paul Andrea on waivers from California.
11-3-70	Claimed Bob Baun on waivers from Detroit.
11-4-70	Traded Bob Baun to St. Louis for Jean-Guy Talbot and Larry Keenan.
11-25-70	Traded Mike McMahon to Los Angeles for Eddie Shack and Dick Duff.
12-28-70	Lost Cliff Schmautz on waivers to Philadelphia.
1-24-71	Traded Jean-Guy Legace to Pittsburgh for Terry Ball.
5-25-71	Traded Joe Daley to Detroit for Don Luce and Mike Robitaille.
6-8-71	Selected Danny Lawson from Minnesota, Rod Zaine from Pittsburgh, Rene Robert and Ken Murray from Toronto, Ray McKay from Chicago, Tom Miller from Detroit and Hugh Harris from Montreal and lost Don Marshall to Toronto, Gary Edwards to Los Angeles and Rene Robert to Pittsburgh in Intra-League Draft.
11-16-71	Traded Larry Keenan to Philadelphia for Larry Mickey.
12-16-71	Traded Doug Barrie and Mike Keeler to Los Angeles for Mike Byers and Larry Hillman.
1-14-72	Traded a second-round draft choice in 1972 (Larry Sacharuk) to the New York Rangers for Jim Lorentz.
3-3-72	Lost Kevin O'Shea on waivers to St. Louis.
3-4-72	Traded Eddie Shack to Pittsburgh for Rene Robert.
3-5-72	Traded Chris Evans to St. Louis for George Morrison and a second-round draft choice in 1972 (Larry Carriere).
3-5-72	Sold Phil Goyette to the N.Y. Rangers.
6-5-72	Acquired Tim Horton from Pittsburgh in Intra-League Draft.
6-6-72	Lost Tom Miller and Ken Murray to the N.Y. Islanders and Rod Zaine to Atlanta in the Expansion Draft.
6-18-72	Purchased Rod Busniuk from Montreal.
2-14-73	Traded Butch Deadmarsh to Atlanta for Norm Gratton.
6-12-73	Lost Ray McKay to California and acquired Joe Noris from St. Louis in the Intra-League Draft.
6-14-73	Traded Jake Rathwell to St. Louis for Paul Curtis.
12-27-73	Traded Tracy Pratt and John Gould to Vancouver for Jerry Korab.
1-21-74	Traded Paul Curtis to the N.Y. Rangers for Real Lemieux.
3-10-74	Traded Doug Rombough to the N.Y. Islanders for Brian Spencer.
6-10-74	Lost Ron Busniuk to Detroit in Intra-League Draft.
6-12-74	Lost Paul Terbenche to Kansas City and Steve Atkinson and Randy Wyrozub to Washington in the Expansion Draft.
10-14-74	Traded Gerry Meehan and Mike Robitaille to Vancouver for Jocelyn Guevremont and Bryan McSheffrey.
1-27-75	Traded Norm Gratton and a third-round draft choice in 1976 (Ron Zanussi) to Minnesota for Fred Stanfield.
3-3-75	Traded the rights to Garry Lariviere to the N.Y. Islanders for the rights to Gerry Desjardins.
10-1-75	Sold Rocky Farr to Kansas City.
10-1-75	Traded Larry Carriere, a first-round draft choice in 1976 (Greg Carroll) and cash to Atlanta for Jacques Richard.
6-11-76	Traded the rights to free agent Peter McNab to Boston for the rights to free agent Andre Savard.
3-3-77	Sold Roger Crozier to Washington.
9-20-77	Traded Brian Spencer to Pittsburgh for Ron Schock.
2-6-79	Traded Gary McAdam to Pittsburgh for Dave Schultz.
3-12-79	Traded Jocelyn Guevremont to the N.Y. Rangers for a third-round draft choice in 1979 (Jacques Cloutier) and a third-round draft choice in 1980 (Sean McKenna).
6-13-79	Lost Lee Fogolin and Ron Areshenkoff to Edmonton, Terry Martin to Quebec and Dave Given to Hartford in the Expansion Draft.

10-5-79	Traded Rene Robert to Colorado for John Van Boxmeer.
11-13-79	Traded Alex Tidey to Edmonton for John Gould.
3-10-80	Traded Jerry Korab to Los Angeles for a first-round draft choice in 1982 (Phil Housley).
10-30-80	Traded Bill Stewart to St. Louis for Bob Hess and a fourth-round draft choice in 1981 (Anders Wickenberg).
1-12-81	Lost Rick Dudley on waivers to Winnipeg.
3-10-81	Traded Rick Martin to Los Angeles for a third-round draft choice in 1981 (Colin Chisholm) and a first-round draft choice in 1983 (Tom Barrasso).
3-10-81	Traded Don Luce to Los Angeles for a sixth-round draft choice in 1982 (Jeff Parker) and cash.
10-5-81	Acquired Yvon Lambert from Montreal and lost Rob McClanahan to Hartford in Waiver Draft.
12-2-81	Traded Jim Schoenfeld, Danny Gare and Derek Smith to Detroit for Mike Foligno, Dale McCourt and Brent Peterson.
12-2-81	Traded Bob Sauve to Detroit for a conditional first-round draft choice (Sauve was returned to the Sabres after the 1981-82 season).
2-8-82	Acquired Paul Harrison on waivers from Pittsburgh.
6-9-82	Traded Alan Haworth and a third-round draft choice in 1982 (Milan Novy) to Washington for a second-round draft choice (Mike Anderson) and a fourth-round draft choice (Timo Jutila) in 1982.
6-9-82	Traded Don Edwards, Richie Dunn, a second-round draft choice in 1982 (Rich Kromm) and a first-round draft choice in 1983 (Dan Quinn) to Calgary for a first-round draft choice (Paul Cyr) and second-round draft choice (Jens Johansson) in 1982 and a first-round draft choice (Norm Lacombe) and a second-round draft choice in 1983 (John Tucker).
6-9-82	Traded a 12th-round draft choice in 1982 (Marco Callas) to Washington for a 12th-round draft choice in 1983 (Kermit Salfi)
6-6-83	Traded Tony McKegney, Andre Savard, J.F. Sauve and a third-round draft choice in 1983 (Iirvo Jarvi) to Quebec for Real Cloutier and a first-round draft choice in 1983 (Adam Creighton).
10-3-83	Lost John Van Boxmeer to Quebec in the Waiver Draft.
12-6-84	Traded Steve Patrick and Jim Wiemer to the N.Y. Rangers for Dave Maloney and Chris Renaud.
9-9-85	Purchased Don Lever from New Jersey.
10-4-85	Traded Randy Cunneyworth and Mike Moller to Pittsburgh for Pat Hughes.
10-7-85	Lost Brent Peterson to Vancouver in the Waiver Draft.
10-15-85	Traded Bob Sauve to Chicago for a third-round draft choice in 1985 (Kevin Kerr).
1-30-86	Traded Larry Playfair, Sean McKenna and Ken Baumgarter to Los Angeles for Brian Engblom and Doug Smith.
3-11-86	Traded a 12th-round draft choice in 1986 (Doug Kirton) to New Jersey for Phil Russell.
4-22-86	Traded a third-round draft choice in 1987 (Ross Wilson) to Los Angeles for an eighth-round draft choice in 1987 (Tim Roberts) and future considerations.
6-21-86	Traded Gilles Hamel to Winnipeg for Scott Arniel.
10-3-86	Traded Brian Engblom to Calgary for Jim Korn.
10-6-86	Acquired Clark Gillies from the N.Y. Islanders and Wilf Paiement from the N.Y. Rangers while losing Pat Hughes to St. Louis and Mal Davis to Los Angeles in the Waiver Draft.
10-7-86	Traded Ric Seiling to Detroit for future considerations.
11-19-86	Traded a second-round draft choice in 1988 (Martin St. Amour) to Montreal for Tom Kurvers.
3-6-87	Traded Norm Lacombe, the professional rights to Wayne Van Dorp and a fourth-round draft choice in 1987 (Peter Eriksson) to Edmonton for Mark Napier, Lee Fogolin and a fourth-round draft choice in 1987 (John Bradley).
5-22-87	Traded Jim Korn to New Jersey for Jan Ludvig.
6-13-87	Traded Tom Kurvers to New Jersey for a third-round draft choice in 1987 (Andrew MacVicar) and a 10th-round draft choice in 1989 (Mark Astley).
10-5-87	Acquired Ed Hospodar from Philadelphia and Kevin Maguire from Toronto and lost Dave Fenyves to Philadelphia in the Waiver Draft.
10-13-87	Traded Andy Ristau to Minnesota for a sixth-round draft choice in 1988 (David Di Vita).
12-31-87	Traded Paul Cyr and a 10th-round draft choice in 1988 (Eric Fenton) to the N.Y. Rangers for Mike Donnelly and a fifth-round draft choice in 1988 (Alexander Mogilny).
2-11-88	Traded Steve Dykstra and a seventh-round draft choice in 1989 (Davis Payne) to Edmonton for Scott Metcalfe and a ninth-round draft choice in 1989 (Donald Audette).
10-3-88	Acquired Steve Smith from Calgary and lost Doug Smith to Edmonton and Jim Hofford to Los Angeles in the Waiver Draft.
10-3-88	Acquired Wayne Van Dorp from Pittsburgh for a seventh-round draft choice in 1990 (Pat Neaton).
10-21-88	Traded Bob Logan and a ninth-round draft choice in 1989 (Jim Giacin) to Los Angeles for Larry Playfair.
11-12-88	Traded Tom Barrasso and a third-round draft choice in 1990 (Joe Dziedzic) to Pittsburgh for Doug Bodger and Darrin Shannon.

2001-2002 SABRES MEDIA GUIDE
MAJOR TRANSACTIONS 1970-2001
MAJOR TRANSACTIONS

12-26-88	Traded Adam Creighton and future considerations to Chicago for Rick Vaive and future considerations.
2-16-89	Traded Wayne Van Dorp to Chicago for a seventh-round draft choice in 1990 (Viktor Gordiouk).
3-6-89	Traded Calle Johansson and a second-round draft choice in 1989 (Byron Dafoe) to Washington for Clint Malarchuk, Grant Ledyard and a sixth-round draft choice in 1991 (Brian Holzinger).
3-7-89	Traded Lindy Ruff to the N.Y. Rangers for a fifth-round draft choice in 1990 (Richard Smehlik).
6-1-89	Traded Mark Ferner to Washington for Scott McCrory.
6-17-89	Traded Joe Reekie to the N.Y. Islanders for a sixth-round draft choice in 1989 (Bill Pye).
9-29-89	Traded Jacques Cloutier and a sixth-round draft choice in 1990 (Derek Edgerly) to Chicago for Steve Ludzik and a fifth-round draft choice in 1990 (Todd Bojcun).
10-2-89	Lost Mikael Andersson to Hartford in the Waiver Draft.
10-4-89	Traded a fourth-round draft choice in 1991 (Keith Redmond) to Los Angeles for Dean Kennedy.
11-24-89	Traded Bob Halkidis and future considerations to Los Angeles for Dale DeGray and future considerations.
1-5-90	Traded John Tucker to Washington for future considerations.
3-5-90	Traded Kevin Maguire and a second-round draft choice in 1990 (Mikael Renberg) to Philadelphia for Jay Wells and a fourth-round draft choice in 1991 (Peter Ambroziak).
6-16-90	Traded Phil Housley, Scott Arniel, Jeff Parker and a first-round draft choice in 1990 (Keith Tkachuk) to Winnipeg for Dale Hawerchuk and a first-round draft choice in 1990 (Brad May).
7-3-90	Purchased John Tucker from the Washington Capitals.
7-9-90	Traded Ray Sheppard to the N.Y. Rangers for cash and future considerations.
9-30-90	Traded Mike Donnelly to Los Angeles for Mikko Makela. Traded Shawn Anderson to Washington for Bill Houlder.
12-17-90	Traded Mike Foligno and an eighth-round draft choice in 1991 (Thomas Kucharcik) to Toronto for Lou Franceschetti and Brian Curran.
1-21-91	Traded John Tucker to the N.Y. Islanders for future considerations.
3-5-91	Traded the rights to Ken Priestlay to Pittsburgh for Tony Tanti. Acquired Steve Weeks from Vancouver for future considerations.
5-26-91	Traded Darcy Wakaluk to Minnesota for an eighth-round draft choice in 1991 (Jiri Kuntos).
5-30-91	Lost Greg Paslawski to San Jose in the expansion draft.
6-22-91	Acquired Tom Draper from Winnipeg for future considerations (Buffalo's seventh-round choice in 1992 - Artur Oktyabrev).
10-11-91	Traded Darrin Shannon, Dean Kennedy and Mike Hartman to Winnipeg for Dave McLlwain, Gord Donnelly, Winnipeg's fifth-round choice (Yuri Khmylev) in 1992 and future considerations.
10-24-91	Acquired Colin Patterson from Calgary for future considerations.
10-25-91	Traded Pierre Turgeon, Uwe Krupp, Dave McLlwain and Benoit Hogue to the N.Y. Islanders for Pat LaFontaine, Randy Wood and Randy Hillier.
3-9-92	Traded Dave Snuggerud to San Jose for Wayne Presley. Traded Jay Wells to the N.Y. Rangers for Randy Moller.
3-10-92	Traded Kevin Haller to Montreal for Petr Svoboda. Acquired Dave Hannan from Toronto for a sixth-round draft choice (Chris Deruiter) in 1992.
6-15-92	Traded Christian Ruuttu and future considerations to Winnipeg for Stephane Beauregard.
6-18-92	Lost Darcy Loewen and Brad Miller to Ottawa in the expansion draft.
8-7-92	Traded Stephane Beauregard and future considerations (fourth-round pick in 1993 - Eric Daze) to Chicago for Dominik Hasek.
2-3-93	Traded Dave Andreychuk, Daren Puppa, and the team's first-round draft choice in 1993 (Kenny Jonsson) to Toronto for Grant Fuhr and the Maple Leafs' fifth-round pick (Kevin Popp) in the 1995 Entry Draft.
3-22-93	Traded Mike Ramsey to the Pittsburgh Penguins for Bob Errey.
6-24-93	Lost Bill Houlder and Bob Corkum to Anaheim in the expansion draft.
9-1-93	Traded Jozef Cierny and a future draft choice (fourth round in 1994 - Jussi Tarvainen) to Edmonton for Craig Simpson.
9-30-93	Traded Tom Draper to the New York Islanders for future considerations (Steve Plouffe, 7th-round choice, 1994 Entry Draft).
10-27-93	Traded Keith Carney and a future draft choice (sixth-round pick in 1995 - Marc Magliarditi) to Chicago for Craig Muni and Chicago's fifth-round choice in 1995 (Daniel Bienvenue).
12-15-93	Traded Gord Donnelly to the Dallas Stars for James Black and a conditional draft choice in 1994 (Steve Webb).
7-8-94	Acquired Kevin McClelland from the Winnipeg Jets in exchange for future considerations.
7-26-94	Traded Sean O'Donnell to the Los Angeles Kings for Doug Houda.
1-18-95	Lost Randy Wood to Toronto in the Waiver Draft.
2-14-95	Traded Philippe Boucher, Grant Fuhr, and Denis Tsygurov to Los Angeles for Charlie Huddy, Robb Stauber, Alexei Zhitnik, and a fifth-round draft choice in 1995 (Marian Menhart).
4-7-95	Traded Petr Svoboda to Philadelphia for Garry Galley. Traded Ken Sutton to Edmonton for Scott Pearson.

MAJOR TRANSACTIONS 1970-2001

7-8-95	Traded Alexander Mogilny and a fifth-round draft choice in 1995 (Todd Norman) to Vancouver for Mike Peca, Mike Wilson, and a first-round draft choice in 1995 (Jay McKee).
10-2-95	Lost Bob Sweeney to N.Y. Islanders and claimed Brent Hughes from Boston and Rob Conn from New Jersey in the Waiver Draft.
11-16-95	Traded Doug Bodger to San Jose for Vaclav Varada, Martin Spanhel, Philadelphia's fourth-round draft pick in 1996 (Mike Martone), and either the Flyers' or Toronto's first-round draft pick in 1996 (to be determined by Philadelphia prior to the draft).
2-1-96	Acquired Bob Boughner from the Florida Panthers in exchange for a conditional fourth-round draft choice in 1996 (Chris Allen).
2-15-96	Traded Craig Muni and the first-round draft pick in the 1996 draft (Daniel Briere) acquired in the three-team trade in November, 1995 involving San Jose, Philadelphia, and Buffalo, in exchange for Darryl Shannon and Michal Grosek.
3-19-96	Traded Charlie Huddy and a seventh-round draft pick in 1996 (Daniel Corso) to the St. Louis Blues for Denis Hamel.
3-20-96	Traded Dave Hannan to the Colorado Avalanche for a sixth-round draft choice in the 1996 NHL Entry Draft. Also traded Yuri Khmylev and an eighth-round pick in 1996 (Andrei Podkonicky) to St. Louis for a second-round draft choice in 1996 (Cory Sarich), a third-round pick in 1997, and defenseman Jean-Luc Grand-Pierre.
3-18-97	Traded Barrie Moore and Craig Millar to Edmonton in exchange for Miroslav Satan.
9-24-97	Acquired Jason Woolley from the Pittsburgh Penguins in exchange for a 1998 fifth-round draft choice (Robert Scuderi).
9-29-97	Traded Pat LaFontaine to the New York Rangers in exchange for a second-round draft pick in 1998 (Andrew Peters) and future considerations.
11-12-97	Traded Andrei Trefilov to the Chicago Blackhawks for an undisclosed 1998 draft choice.
2-4-98	Acquired Geoff Sanderson from the Vancouver Canucks in exchange for Brad May and a third-round draft pick in 1999.
3-24-98	Acquired Paul Kruse and Jason Holland from the N.Y. Islanders in exchange for Jason Dawe. Note: Holland was assigned to Rochester following trade.
6-18-98	Acquired Kay Whitmore, a second-round draft choice in 1998 (Jaroslav Kristek) and future considerations from the San Jose Sharks in exchange Steve Shields and a fourth-round draft pick in 1998 (Miroslav Zalesak). Note: Did not extend qualifying offer to Whitmore (on 7-1-98), making goaltender an unrestricted free agent.
6-26-98	Bob Boughner selected by the Nashville Predators in the 1998 Expansion Draft held in Buffalo.
12-18-98	Rumun Ndur claimed off waivers by N.Y. Rangers. Traded Donald Audette to the Los Angeles Kings in exchange for a 1999 second-round draft choice (Milan Bartovic).
3-11-99	Acquired Stu Barnes from the Pittsburgh Penguins in exchange for Matthew Barnaby.
3-23-99	Acquired Joe Juneau and a 1999 third-round draft choice (Tim Preston) from the Washington Capitals in exchange for Alexei Tezikov. Traded Mike Wilson to the Florida Panthers in exchange for Rhett Warrener and a 1999 fifth-round draft choice (Ryan Miller). Traded Derek Plante to the Dallas Stars in exchange for a 1999 second-round draft choice (Michael Zigomanis).
6-25-99	Darryl Shannon selected by Atlanta Thrashers in the 1999 Expansion Draft. Sent Dean Sylvester to the Atlanta Thrashers for future considerations.
1-23-00	Acquired Vladimir Tsyplakov from Los Angeles in exchange for an eighth round draft choice in the 2000 NHL Entry Draft.
3-10-00	Acquired Chris Gratton and a second-round draft choice in 2001 from Tampa Bay in exchange for Wayne Primeau, Brian Holzinger, Cory Sarich, and a third-round selection in the 2000 NHL Entry Draft. Acquired Doug Gilmour and Jean-Pierre Dumont from Chicago in exchange for Michal Grosek.
6-23-00	Dwayne Roloson and Geoff Sanderson selected by Columbus in the 2000 Expansion Draft. Sent Jean-Luc Grand-Pierre, Matt Davidson, and fifth-round picks in 2000 and 2001 Entry Draft to Columbus in exchange for future considerations
3-13-01	Acquired RW Donald Audette from Atlanta for C Kamil Piros and a fourth-round pick in 2001 NHL Entry Draft and acquired Steve Heinze from Columbus for a third-round draft pick in 2001 NHL Entry Draft
6-24-01	Traded C Michael Peca to the NY Islanders for C Tim Connolly and LW Taylor Pyatt
7-1-01	Traded G Dominik Hasek to Detroit for LW Vyacheslav Kozlov, a 2002 first-round draft choice and future considerations.

SABRES FIRSTS

First Players on the Ice:	Roger Crozier, Paul Terbenche, Tracy Pratt, Ron Anderson, Hap Myers and Bill Inglis
First Goal:	Jim Watson, Oct. 10, 1970, at Pittsburgh at 5:01 of second period
First Assist:	Gerry Meehan, Oct. 10, 1970, at Pittsburgh on Jim Watson's goal
First Penalty:	Gerry Meehan, Oct. 10, 1970, at Pittsburgh for holding at 7:54 of first period
First Goal by Opponent:	Wally Boyer of Pittsburgh, Oct. 10, 1970, at 8:09 of second period
First Assist by Opponent:	Duane Rupp of Pittsburgh, Oct. 10, 1970, on Boyer's goal
First Penalty by Opponent:	Duane Rupp of Pittsburgh, Oct. 10, 1970, for hooking at 1:41 of first period
First Power-Play Goal:	Gil Perreault, Oct. 10, 1970, at Pittsburgh at 11:26 of third period
First Power-Play Goal by Opponent:	Dave Balon of N.Y. Rangers, Oct. 14, 1970 in New York at 15:52 of third period
First Short-Handed Goal:	Ron Anderson, October 23, 1970 vs. Detroit at 13:40 of the third period
First Major Penalty:	Brian McDonald, Oct. 10, 1970, at Pittsburgh for fighting at 8:01 of third period
First Major Penalty by Opponent:	Bryan Hextall of Pittsburgh, Oct. 10, 1970 for fighting at 8:01 of third period
First Win:	Oct. 10, 1970 (2-1 at Pittsburgh)
First Tie:	Oct. 18, 1970 (1-1 vs. Pittsburgh)
First Loss:	Oct. 14, 1970 (3-0 in New York vs. Rangers)
First Shutout:	Dec. 6, 1970 by Roger Crozier vs. Minnesota (1-0)
First Shutout by Opponent:	Oct. 14, 1970 by Ed Giacomin at N.Y. Rangers (3-0)
First Goal at Home:	Oct. 18, 1970 by Gerry Meehan vs. Pittsburgh at 5:48 of the second period
First Hat Trick:	Jan. 29, 1971 by Gil Perreault vs. California
First Hat Trick by Opponent:	Dec. 22, 1970 by Dave Balon of N.Y. Rangers
First Two-Goal Game:	Oct. 27, 1970 by Randy Wyrozub vs. Vancouver
First Multiple-Point Game:	Oct. 10, 1970 by Gerry Meehan vs. Pittsburgh (goal and assist)

SABRES PLAYOFF FIRSTS

First Game:	April 4, 1973 at Montreal
First Goal:	Craig Ramsay, April 4, 1973, at Montreal at 3:13 of the second period.
First Assist:	Don Luce, April 4, 1973, at Montreal on Ramsay's goal.
First Penalty:	Larry Hillman, April 4, 1973 at Montreal at 6:21 of the first period.
First Major Penalty:	Larry Mickey, April 5, 1973 at Montreal at 17:19 of the first period.
First Power Play Goal:	Rick Martin, April 5, 1973 at Montreal at 16:48 of the first period.
First Short-handed Goal:	Don Luce, May 3, 1975 at Montreal at 6:42 of the first period.
First Game-winning Goal:	Gil Perreault, April 8, 1973 vs. Montreal.
First Goal by Opponent:	Jacques Lemaire of Montreal, April 4, 1973 at 17:01 of the second period.
First Hat Trick:	Jim Lorentz, April 9, 1977, at Minnesota.
First Hat Trick by Opponent:	Yvon Cournoyer of Montreal, April 5, 1973 in Montreal.
First Win:	April 8, 1973 vs. Montreal.
First Shutout:	April 9, 1980 vs. Vancouver (6-0, Bob Sauve)
First Time Shut Out:	May 1, 1975 by Montreal (7-0, Ken Dryden)

FACT

Sabre honorees in the Greater Buffalo Sports Hall of Fame include all three members of "The French Connection" - Gilbert Perreault, Rick Martin, and Rene Robert - as well as Seymour and Northrup Knox, Danny Gare, Craig Ramsay, Don Luce, Ted Darling, Mike Ramsey, George "Punch" Imlach, Bill Hajt and Scotty Bowman.

FACT

The 1991-92 Sabres were the first team in NHL history to have three players with 300 or more penalty minutes. (Rob Ray - 354, Brad May - 309, and Mike Donnelly - 305).

FACT

The members of the Buffalo Sabres' Hall of Fame are Gilbert Perreault, Richard Martin, Rene Robert, Roger Crozier, George "Punch" Imlach, David Forman, Frank Christie, Jim Schoenfeld, Robert O. Swados, Ted Darling, Tim Horton, Fred T. Hunt, Don Luce, Craig Ramsay, Danny Gare, Seymour H. Knox III, Northrup R. Knox, Larry Playfair and Jack Gatecliff.

FACT

The Sabres' 110 man-games lost marked the team's lowest total since 108 in 1981-82. The following are yearly totals of man-games lost to injury (since 1976-77):

2000-01 - 110
1999-00 - 165
1998-99 - 110
1997-98 - 115
1996-97 - 314
1995-96 - 260
1994-95 - 164
1993-94 - 291
1992-93 - 238
1991-92 - 143
1990-91 - 235
1989-90 - 206
1988-89 - 334
1987-88 - 390
1986-87 - 192
1985-86 - 279
1984-85 - 155
1983-84 - 145
1982-83 - 123
1981-82 - 108
1980-81 - 160
1979-80 - 45
1978-79 - 187
1977-78 - 233
1976-77 - 93

FACT

Seven people with connections to the Sabres are members of the Hockey Hall of Fame: Scotty Bowman, Tim Horton, Punch Imlach, Seymour H. Knox III, Gil Perreault, Marcel Pronovost, and Ted Darling, who was inducted in November of 1994 upon receiving the Foster Hewitt Memorial Award for excellence in broadcasting.

FACT

The Sabres have had the number one overall choice in the NHL draft twice: 1970 (Gil Perreault) and 1987 (Pierre Turgeon).

The Buffalo Sabres hold the all-time NHL record for the most penalty minutes in one season - 2,713 in 1991-92.

FACT

The Buffalo Sabres hold the all-time NHL record for the most goals (9) scored by one team in one period, (March 19, 1981, second period during 14-4 win over Toronto).

FACT

MILESTONE GOAL

Alexei Zhitnik's (D) power-play goal vs. Pittsburgh (3/28/99) marked the 8,000th goal in Sabres' history. Three of Buffalo's eight milestone goals have now come against the Penguins. The following is a breakdown of the milestone goals scored in Sabre annals:

GOALS SCORED BY SABRES

1,000th - Rick Martin at Boston (11/16/74)
2,000th - Rene Robert vs. Pittsburgh (12/22/77)
3,000th - Ric Seiling vs. Winnipeg (2/1/81)
4,000th - Bill Hajt vs. Hartford (2/19/84)
5,000th - Doug Smith vs. Toronto (11/15/87)
6,000th - Christian Ruuttu at Pittsburgh (2/19/91)
7,000th - Dale Hawerchuk vs. Quebec (1/27/95)
8,000th - Alexei Zhitnik vs. Pittsburgh (3/28/99)

GOALS ALLOWED BY SABRES

1,000th - Bill Flett at Philadelphia (3/2/74)
2,000th - Bob Miller vs. Boston (11/12/78)
3,000th - Mark Hunter vs. Montreal (10/31/82)
4,000th - Uli Hiemer vs. New Jersey (3/21/86)
5,000th - Jeff Brown at Quebec (11/25/89)
6,000th - Scott Pearson at Quebec (3/10/93)
7,000th - Shayne Corson at Montreal (2/7/98)



2000-2001 FINAL STANDINGS

EASTERN CONFERENCE

NORTHEAST DIVISION

		GP	W	L	T	OTL	GF	GA	PTS
OTTAWA	(2)	82	48	21	9	4	274	205	109
BUFFALO	**(5)**	**82**	**46**	**30**	**5**	**1**	**218**	**184**	**98**
TORONTO	(7)	82	37	29	11	5	232	207	90
BOSTON	(9)	82	36	30	8	8	227	249	88
MONTREAL	(11)	82	28	40	8	6	206	232	70

ATLANTIC DIVISION

		GP	W	L	T	OTL	GF	GA	PTS
NEW JERSEY	(1)	82	48	19	12	3	295	195	111
PHILADELPHIA	(4)	82	43	25	11	3	240	207	100
PITTSBURGH	(6)	82	42	28	9	3	281	256	96
NY RANGERS	(10)	82	33	43	5	1	250	290	72
NY ISLANDERS	(15)	82	21	51	7	3	185	268	52

SOUTHEAST DIVISION

		GP	W	L	T	OTL	GF	GA	PTS
WASHINGTON	(3)	82	41	27	10	4	233	211	96
CAROLINA	(8)	82	38	32	9	3	212	225	88
FLORIDA	(12)	82	22	38	13	9	200	246	66
ATLANTA	(13)	82	23	45	12	2	211	289	60
TAMPA BAY	(14)	82	24	47	6	5	201	280	59

WESTERN CONFERENCE

CENTRAL DIVISION

		GP	W	L	T	OTL	GF	GA	PTS
DETROIT	(2)	82	49	20	9	4	253	202	111
ST LOUIS	(4)	82	43	22	12	5	249	195	103
NASHVILLE	(10)	82	34	36	9	3	186	200	80
CHICAGO	(12)	82	29	40	8	5	210	246	71
COLUMBUS	(13)	82	28	39	9	6	190	233	71

PACIFIC DIVISION

		GP	W	L	T	OTL	GF	GA	PTS
DALLAS	(3)	82	48	24	8	2	241	187	106
SAN JOSE	(5)	82	40	27	12	3	217	192	95
LOS ANGELES	(7)	82	38	28	13	3	252	228	92
PHOENIX	(9)	82	35	27	17	3	214	212	90
ANAHEIM	(15)	82	5	41	11	5	188	245	66

NORTHWEST DIVISION

		GP	W	L	T	OTL	GF	GA	PTS
COLORADO	(1)	82	52	16	10	4	270	192	118
EDMONTON	(6)	82	39	28	12	3	243	222	93
VANCOUVER	(8)	82	36	28	11	7	239	238	90
CALGARY	(11)	82	27	36	15	4	197	236	73
MINNESOTA	(14)	82	25	39	13	5	168	210	68

2001 STANLEY CUP PLAYOFF REVIEW

CONFERENCE QUARTERFINALS

BUFFALO DEFEATED PHILADELPHIA (4 GAMES TO 2)
NEW JERSEY DEFEATED CAROLINA (4 GAMES TO 2)
TORONTO DEFEATED OTTAWA (4 GAMES TO 0)
PITTSBURGH DEFEATED WASHINGTON (4 GAMES 2)
COLORADO DEFEATED VANCOUVE (4 GAMES TO 0)
LOS ANGELES DEFEATED DETROIT (4 GAMES TO 2)
DALLAS DEFEATED EDMONTON (4 GAMES TO 2)
ST LOUIS DEFEATED SANE JOSE (4 GAME TO 2)

CONFERENCE SEMIFINALS

PITTSBURGH DEFEATED BUFFALO (4 GAMES TO 3)
NEW JERSEY DEFEATED TORONTO (4 GAMES TO 3)
COLORADO DEFEATED LOS ANGELES (4 GAMES TO 3)
ST LOUIS DEFEATED DALLAS (4 GAMES TO 0)

CONFERENCE FINALS

NEW JERSEY DEFEATED PITTSBURGH (4 GAMES TO 1)
COLORADO DEFEATED ST. LOUIS (4 GAMES TO 1)

STANLEY CUP FINALS

COLORADO DEFEATED NEW JERSEY (4 GAMES TO 3)

2000-2001 FINAL STANDINGS

INDIVIDUAL SCORING LEADERS

PLAYER	TEAM	GP	G	A	PTS	+/-	PIM	PP	SH	GW	GT	S	PCTG
JAROMIR JAGR	PITTSBURGH	81	52	69	121	19	42	14	1	10	1	317	16.4
JOE SAKIC	COLORADO	82	54	64	118	45	30	19	3	12	2	332	16.3
PATRIK ELIAS	NEW JERSEY	82	40	56	96	45	51	8	3	6	1	220	18.2
ALEXEI KOVALEV	PITTSBURGH	79	44	51	95	12	96	12	2	9	1	307	14.3
JASON ALLISON	BOSTON	82	36	59	95	8-	85	11	3	6	0	185	19.5
MARTIN STRAKA	PITTSBURGH	82	27	68	95	19	38	7	1	4	1	185	14.6

DEFENSEMEN SCORING LEADERS

PLAYER	TEAM	GP	G	A	PTS	+/-	PIM	PP	SH	GW	GT	S	PCTG
BRIAN LEETCH	NY RANGERS	82	21	58	79	18-	34	10	1	3	1	241	8.7
NICKLAS LIDSTROM	DETROIT	82	15	56	71	9	18	8	0	0	0	272	5.5
ROB BLAKE	L.A-COL	67	19	40	59	3	77	10	0	2	1	267	7.1
RAY BOURQUE	COLORADO	80	7	52	59	25	48	2	2	0	1	216	3.2
SERGEI GONCHAR	WASHINGTON	76	19	38	57	12	70	8	0	2	0	241	7.9

INDIVIDUAL LEADERS

GOAL SCORING

NAME	TEAM	GP	G
PAVEL BURE	FLORIDA	82	59
JOE SAKIC	COLORADO	82	54
JAROMIR JAGR	PITTSBURGH	81	52
PETER BONDRA	WASHINGTON	82	45
ALEXEI KOVALEV	PITTSBURGH	79	44

ASSISTS

NAME	TEAM	GP	A
JAROMIR JAGR	PITTSBURGH	81	69
ADAM OATES	WASHINGTON	81	69
MARTIN STRAKA	PITTSBURGH	82	68
DOUG WEIGHT	EDMONTON	82	65
JOE SAKIC	COLORADO	82	64

POWER PLAY GOALS

NAME	TEAM	GP	PP
PETER BONDRA	WASHINGTON	82	22
JOE THORNTON	BOSTON	72	19
JOE SAKIC	COLORADO	82	19
PAVEL BURE	FLORIDA	82	19
PAUL KARIYA	ANAHEIM	66	18
MARKUS NASLUND	VANCOUVER	72	18

SHORT HAND GOALS

NAME	TEAM	GP	SH
STEVE SULLIVAN	CHICAGO	81	8
THEOREN FLEURY	NY RANGERS	62	7
WES WALZ	MINNESOTA	82	7
PAVEL BURE	FLORIDA	82	5

POWER PLAY ASSISTS

NAME	TEAM	GP	PPA
ADAM OATES	WASHINGTON	81	37
NICKLAS LIDSTROM	DETROIT	82	35
MARTIN STRAKA	PITTSBURGH	82	33
JASON ALLISON	BOSTON	82	33
DOUG WEIGHT	EDMONTON	82	32

SHORT HAND ASSISTS

NAME	TEAM	GP	SHA
MIKE EASTWOOD	ST LOUIS	77	5
PETER FORSBERG	COLORADO	73	4
BRIAN ROLSTON	BOSTON	77	4
BRIAN LEETCH	NY RANGERS	82	4

POWER PLAY POINTS

NAME	TEAM	GP	PPP
JOE SAKIC	COLORADO	82	46
LUC ROBITAILLE	LOS ANGELES	82	45
JASON ALLISON	BOSTON	82	44
NICKLAS LIDSTROM	DETROIT	82	43
ADAM OATES	WASHINGTON	81	42

SHORT HAND POINTS

NAME	TEAM	GP	SHP
STEVE SULLIVAN	CHICAGO	81	10
THEOREN FLEURY	NY RANGERS	62	9
WES WALZ	MINNESOTA	82	9
TODD MARCHANT	EDMONTON	71	7
MIKE EASTWOOD	ST LOUIS	77	7

GAME WINNING GOALS

NAME	TEAM	GP	GW
JOE SAKIC	COLORADO	82	12
JAROMIR JAGR	PITTSBURGH	81	10
ALEXEI YASHIN	OTTAWA	82	10
ALEXEI KOVALEV	PITTSBURGH	79	9
MILAN HEJDUK	COLORADO	80	9

GAME TYING GOALS

NAME	TEAM	GP	GT
JAROME IGINLA	CALGARY	77	3
PAVEL BURE	FLORIDA	82	3
BRENDAN MORRISON	VANCOUVER	82	3

PLUS/MINUS

NAME	TEAM	GP	+/-
JOE SAKIC	COLORADO	82	45
PATRIK ELIAS	NEW JERSEY	82	45
SCOTT STEVENS	NEW JERSEY	81	40
PETR SYKORA	NEW JERSEY	73	36
BRIAN RAFALSKI	NEW JERSEY	78	36

SHOOTING PERCENTAGE

NAME	TEAM	GP	G	S	SH%
GARY ROBERTS	TORONTO	82	29	138	21.0
KEITH PRIMEAU	PHILADELPHIA	71	34	165	20.6
MARIO LEMIEUX	PITTSBURGH	43	35	171	20.5
JOE THORNTON	BOSTON	72	37	181	20.4
ALEX TANGUAY	COLORADO	82	27	135	20.0

GOALTENDING LEADERS (MIN. 26 GPI)

GOALS AGAINST AVERAGE

GOALTENDER	TEAM	GPI	MINS	GA	AVG
*MARTY TURCO	DALLAS	26	1266	40	1.90
ROMAN CECHMANEK	PHILADELPHIA	59	3431	115	2.01
MANNY LEGACE	DETROIT	39	2136	73	2.05
DOMINIK HASEK	**BUFFALO**	**67**	**3904**	**137**	**2.11**
*BRENT JOHNSON	ST LOUIS	31	1744	63	2.17

WINS

GOALTENDER	TEAM	GPI	MINS	W	L	T
MARTIN BRODEUR	NEW JERSEY	72	4297	42	17	11
PATRICK ROY	COLORADO	62	3585	40	13	7
DOMINIK HASEK	**BUFFALO**	**67**	**3904**	**37**	**24**	**4**
OLAF KOLZIG	WASHINGTON	72	4279	37	26	8
ARTURS IRBE	CAROLINA	77	4406	37	29	9

SAVE PERCENTAGE

GOALTENDER	TEAM	GPI	MINS	GA	SA	SPCTG	W	L	T
*MARTY TURCO	DALLAS	26	1266	40	532	.925	13	6	1
MIKE DUNHAM	NASHVILLE	48	2810	107	1381	.923	21	21	4
SEAN BURKE	PHOENIX	62	3644	138	1766	.922	25	22	13
DOMINIK HASEK	**BUFFALO**	**67**	**3904**	**137**	**1726**	**.921**	**37**	**24**	**4**
ROMAN CECHMANEK	PHILADELPHIA	59	3431	115	1464	.921	35	15	6

SHUTOUTS

GOALTENDER	TEAM	GPI	MINS	SO	W	L	T
DOMINIK HASEK	**BUFFALO**	**67**	**3904**	**11**	**37**	**24**	**4**
ROMAN CECHMANEK	PHILADELPHIA	59	3431	10	35	15	6
MARTIN BRODEUR	NEW JERSEY	72	4297	9	42	17	11
ED BELFOUR	DALLAS	63	3687	8	35	20	7
TOMMY SALO	EDMONTON	73	4364	8	36	25	12

2000-2001 NHL AWARD WINNERS

Hart Memorial Trophy:	Joe Sakic, Colorado
Lester B. Pearson Award:	Joe Sakic, Colorado
Vezina Trophy:	Dominik Hasek, Buffalo
Bill Masterton Trophy:	Adam Graves, NY Rangers
King Clancy Memorial Trophy:	Shjon Podein, Colorado
Jack Adams Award:	Bill Barber, Philadelphia
Lady Byng Memorial Trophy:	Joe Sakic, Colorado
Calder Memorial Trophy:	Evgeni Nabakov, San Jose
Frank J. Selke Trophy:	John Madden, New Jersey
James Norris Memorial Trophy:	Nicklas Lindstron, Detroit
Art Ross Trophy:	Jaromir Jagr, Pittsburgh
Maurice Richard Trophy:	Pavel Bure, Florida
William M. Jennings Trophy:	Dominik Hasek, Buffalo
Conn Smythe Trophy:	Patrick Roy
Lester Patrick Trophy:	Gary Bettman, Scotty Bowman, David Poile
Presidents' Trophy:	Colorado Avalanche

FINAL 2000-2001 REGULAR SEASON STATS

POS	NO.	PLAYER	GP	G	A	PTS	+/-	PIM	PP	SH	GW	GT	S	PCTG
R	28	DONALD AUDETTE	76	34	45	79	2-	76	14	1	3	2	225	15.1
L	81	MIROSLAV SATAN	82	29	33	62	5	36	8	2	4	1	206	14.1
R	57	STEVE HEINZE	79	27	27	54	13-	46	15	0	4	0	144	18.8
R	17	J.P. DUMONT	79	23	28	51	1	54	9	0	5	0	156	14.7
C	41	STU BARNES	75	19	24	43	2-	26	3	2	5	0	160	11.9
C	77	CHRIS GRATTON	82	19	21	40	0	102	5	0	5	1	156	12.2
C	93	DOUG GILMOUR	71	7	31	38	3	70	4	0	0	0	91	7.7
D	44	ALEXEI ZHITNIK	78	8	29	37	3-	75	5	0	1	1	149	5.4
R	61	MAXIM AFINOGENOV	78	14	22	36	1	40	3	0	5	0	190	7.4
L	52	DAVE ANDREYCHUK	74	20	13	33	0	32	8	0	4	0	119	16.8
C	37	CURTIS BROWN	70	10	22	32	15	34	2	1	0	0	105	9.5
C	9	ERIK RASMUSSEN	82	12	19	31	0	51	1	0	3	0	95	12.6
R	25	VACLAV VARADA	75	10	21	31	2-	81	2	0	2	0	112	8.9
D	5	JASON WOOLLEY	67	5	18	23	0	46	4	0	3	0	92	5.4
D	45	*DMITRI KALININ	79	4	18	22	2-	38	2	0	0	0	88	4.5
D	4	RHETT WARRENER	77	3	16	19	10	78	0	0	2	0	103	2.9
D	42	RICHARD SMEHLIK	56	3	12	15	6	4	0	0	1	0	40	7.5
L	29	VLADIMIR TSYPLAKOV	36	7	7	14	2	10	0	0	0	0	39	17.9
D	3	JAMES PATRICK	54	4	9	13	9	12	1	0	0	0	48	8.3
L	55	*DENIS HAMEL	41	8	3	11	2-	22	1	1	3	0	55	14.5
D	74	JAY MCKEE	74	1	10	11	9	76	0	0	0	0	62	1.6
R	32	ROB RAY	63	4	6	10	2	210	0	0	1	0	33	12.1
L	26	*ERIC BOULTON	35	1	2	3	1-	94	0	0	0	0	20	5.0
G	39	DOMINIK HASEK	67	0	3	3	0	22	0	0	0	0	0	.0
C	16	CHRIS TAYLOR	14	0	2	2	1	6	0	0	0	0	21	.0
G	35	*MIKA NORONEN	2	0	0	0	0	0	0	0	0	0	0	.0
D	51	*BRIAN CAMPBELL	8	0	0	0	2-	2	0	0	0	0	7	.0
G	43	MARTIN BIRON	18	0	0	0	0	0	0	0	0	0	0	.0

NO.	GOALTENDER	GPI	MINS	AVG	W	L	T	EN	SO	GA	SA	SV%	G	A	PIM
35	PETER SKUDRA	1	0	.00	0	0	0	0	0	0	0	.000	0	0	0
39	DOMINIK HASEK	67	3904	2.11	37	24	4	2	11	137	1726	.921	0	3	22
43	MARTIN BIRON	18	918	2.55	7	7	1	1	2	39	427	.909	0	0	0
35	*MIKA NORONEN	2	108	2.78	2	0	0	0	0	5	39	.872	0	0	0
BUF GOALTENDING TOTALS		**82**	**4956**	**2.23**	**46**	**31**	**5**	**3**	**13**	**184**	**2195**	**.916**			

* - rookie

SABRES 2000-01 GAME-BY-GAME STATS

Date	Opponent	#3 PATRICK	#4 WARRENER	#5 WOOLLEY	#9 RASMUSSEN	#16 TAYLOR	#17 DUMONT
10/5	Vs. CHI	INJ (shoulder)	0-0/2-0 +1	0-0/0-0 +1	0-0/0-2 +1	ROCH	1-0/0-2 +1
10/7	Vs. LA	INJ (shoulder)	0-0/0-1 -1	0-1/2-1 E	0-0/2-0 E	ROCH	1-1/0-2 E
10/13	@ EDM	INJ (shoulder)	0-0/0-0 -1	0-0/2-3 -1	0-0/2-0 E	ROCH	0-0/0-1 E
10/14	@ VAN	INJ (shoulder)	0-0/0-2 E	0-0/2-0 -1	0-0/0-2 -2	ROCH	0-0/0-0 E
10/17	@ MON	INJ (shoulder)	0-1/0-0 E	0-0/2-1 E	0-0/2-0 E	ROCH	0-1/0-2 E
10/20	Vs. ANA	0-0/0-0 E	0-1/0-1 E	0-0/0-0 +1	1-0/0-5 E	ROCH	0-0/0-1 +1
10/21	@ DET	0-1/2-0 +1	0-1/0-2 E	0-0/0-2 +1	0-0/0-0 -1	ROCH	0-1/0-2 +1
10/25	Vs. CAR	0-2/0-1 E	0-0/4-0 E	0-0/0-2 E	1-1/0-2 +2	ROCH	1-0/0-4 E
10/27	Vs. TOR	0-0/0-2 -1	0-0/0-3 +1	0-0/0-1 -1	1-0/2-3 +1	ROCH	0-0/0-1 E
10/28	@ CHI	0-2/0-2 +2	0-0/2-1 -1	DNP	0-0/0-2 E	ROCH	1-0/2-2 +1
11/3	Vs. MTL	0-0/0-1 -1	0-0/0-0 +1	DNP	0-0/2-1 -1	ROCH	0-0/0-0 -1
11/4	@ PHI	0-0/0-0 -1	0-0/0-0 -2	DNP	0-0/0-1 E	ROCH	0-0/0-0 -1
11/9	Vs. NYI	DNP	0-0/7-1 E	0-2/0-3 +1	0-0/0-0 E	ROCH	0-0/0-0 E
11/11	@ NJ	DNP	1-0/0-3 +2	0-0/0-2 E	0-0/0-1 +1	ROCH	1-2/2-1 +2
11/13	Vs. CAL	0-0/0-0 +1	0-0/0-2 E	0-2/0-1 +1	0-0/0-0 E	ROCH	1-0/2-3 +1
11/15	Vs. DAL	DNP	0-1/0-1 -1	0-0/0-2 -1	0-0/0-1 E	DNP	0-0/0-2 E
11/17	Vs. MIN	DNP	0-1/5-2 E	0-0/2-0 +1	0-0/0-2 E	0-0/0-2 E	0-1/0-1 E
11/18	@ STL	0-1/0-0 E	DNP (inj)	0-0/0-3 -1	0-0/0-3 -1	0-0/2-1 -1	0-0/0-1 -1
11/22	Vs. PHI	0-0/2-1 E	DNP (inj)	0-0/2-3 E	0-0/0-0 -1	ROCH	0-0/2-0 E
11/24	Vs. NYR	0-1/0-0 +2	DNP (I.R.)	1-0/0-3 +2	0-0/0-0 E	ROCH	0-0/0-0 +1
11/25	@ MTL	0-0/0-0 +1	DNP (I.R.)	0-0/4-2 -2	0-0/0-2 +1	ROCH	1-1/0-1 +1
11/28	@ OTT	0-0/2-0 E	DNP (I.R.)	0-0/4-0 E	0-0/0-3 -1	ROCH	0-1/0-0 -2
12/1	Vs. PIT	0-0/0-1 -1	0-0/0-1 E	0-1/2-1 -1	0-0/0-2 -1	ROCH	1-0/2-3 +1
12/2	@ PIT	0-0/0-0 -1	0-1/2-0 +1	0-0/2-2 E	0-1/0-1 -1	ROCH	0-1/0-4 E
12/5	@ MTL	1-1/0-3 +3	0-0/0-2 -1	0-0/0-1 +2	0-0/0-1 E	ROCH	0-0/2-2 +1
12/7	Vs. NJ	0-0/0-0 E	0-1/0-0 +1	0-0/0-1 E	1-1/0-1 E	ROCH	0-1/0-4 +1
12/8	@ NYR	0-0/0-0 E	0-0/0-2 -1	0-0/0-1 -1	0-0/0-2 -1	ROCH	2-0/2-4 E
12/12	@ BOS	DNP	0-2/0-2 +2	0-0/2-0 E	0-0/4-0 E	ROCH	3-0/0-7 +2
12/15	@ CAR	1-0/0-4 E	0-0/0-0 +1	DNP (inj)	0-0/0-0 -2	ROCH	0-2/0-3 -1
12/16	Vs. FLA	0-0/0-0 E	0-0/2-0 E	DNP (inj)	1-1/0-2 +1	ROCH	1-0/0-2 E
12/20	@ WAS	0-0/2-3 -1	0-1/0-0 +1	DNP (inj)	1-0/0-2 E	ROCH	0-1/2-1 +1
12/21	Vs. WAS	0-0/0-0 E	0-0/0-0 -1	DNP (inj)	0-0/2-0 +1	ROCH	0-0/4-3 E
12/23	Vs. SJ	DNP	0-0/0-0 +1	0-1/0-2 +1	0-1/0-0 E	ROCH	1-1/4-4 +1
12/26	Vs. PIT	DNP	0-0/2-2 E	0-0/0-1 E	0-0/0-1 -1	ROCH	0-0/2-3 -1
12/29	Vs. OTT	0-0/0-2 +1	0-0/5-2 E	0-0/2-0 E	0-0/0-0 E	ROCH	0-0/0-0 +1
12/30	@ NYI	DNP	0-0/2-1 E	0-0/0-2 E	1-0/0-1 +1	ROCH	0-0/0-2 E
1/1	Vs. BOS	DNP	0-0/0-0 -1	0-1/0-2 -1	0-0/0-2 E	ROCH	0-2/0-5 E
1/3	@ TOR	DNP	0-0/0-2 E	0-0/0-2 E	0-0/0-1 -1	ROCH	0-0/0-0 E
1/5	Vs. TOR	DNP	0-1/0-0 +1	0-0/2-0 E	0-0/2-1 E	ROCH	0-0/0-1 -1
1/6	@ NAS	0-0/0-0 +1	0-0/2-1 E	DNP	0-0/0-1 +1	0-0/0-2 E	0-1/0-3 +1
1/9	@ SJ	0-0/0-1 E	0-0/0-0 +1	DNP	0-1/2-1 +1	0-0/0-1 E	0-0/2-1 -1
1/11	@ LA	DNP	0-0/2-1 E	0-1/0-1 E	0-0/0-0 -1	ROCH	0-0/0-2 -1
1/12	@ ANA	DNP	0-1/0-6 +2	0-0/2-0 E	0-1/0-0 +1	ROCH	0-1/0-3 +1
1/16	Vs. TAM	DNP	0-0/0-2 +2	0-0/2-2 +1	0-0/0-1 E	ROCH	0-2/0-2 +1
1/19	Vs. FLA	0-0/0-2 E	0-0/0-1 +1	0-0/0-0 E	0-0/0-4 E	ROCH	0-0/0-1 E
1/20	@ TOR	0-0/0-0 E	0-0/6-4 E	0-0/0-0 -2	0-0/0-2 E	ROCH	0-0/0-1 -1
1/23	Vs. CLB	0-0/0-0 E	0-0/0-0 -2	DNP	1-0/0-2 E	ROCH	0-0/0-1 E
1/26	Vs. BOS	0-0/0-0 -1	0-0/7-4 E	0-1/0-0 -1	0-0/0-2 E	ROCH	0-0/0-2 E
1/27	@ NYI	0-0/0-0 E	0-0/0-2 +1	0-0/2-0 E	0-0/4-1 E	ROCH	0-1/2-2 +1
1/31	@ FLA	DNP	0-0/0-0 -1	0-0/2-6 -1	1-0/0-2 E	ROCH	0-0/2-3 -1
2/1	@ TB	0-0/0-0 E	0-0/0-1 -2	0-1/0-2 -1	0-0/0-0 E	ROCH	0-0/0-3 E
2/6	@ NYR	DNP	0-0/0-1 +2	0-1/0-1 +1	0-1/0-1 E	0-0/0-0 +1	1-0/2-2 E
2/7	Vs. NYI	DNP	0-1/5-1 E	0-0/0-1 E	0-1/0-2 +1	0-0/0-1 E	0-1/2-2 +1
2/10	@ OTT	DNP	0-1/2-2 +1	0-0/0-1 E	0-1/0-0 +1	0-0/0-1 E	0-1/0-1 E
2/11	Vs. MTL	DNP	0-0/4-1 E	0-1/0-3 E	0-0/0-2 E	0-1/0-1 +1	0-0/0-1 -1
2/13	@ ATL	0-0/0-0 E	0-0/0-2 -1	DNP	0-1/2-2 E	0-0/0-3 +1	0-0/0-3 -2
2/15	Vs. ATL	DNP	1-0/0-2 E	0-0/0-1 +1	0-0/0-1 -1	DNP	DNP (inj)
2/17	Vs. NJ	DNP	0-0/0-0 +3	1-0/0-4 E	0-0/0-0 E	0-0/2-0 E	DNP (inj
2/19	Vs. OTT	DNP	0-0/0-1 E	0-0/0-1 E	0-0/0-0 E	DNP	1-0/2-3 E
2/22	@ NJ	DNP	0-0/0-2 E	0-0/0-2 E	0-0/0-1 E	DNP	0-0/0-1 E
2/23	Vs. PHO	0-0/0-1 -1	0-0/0-2 -2	0-2/0-0 E	0-0/0-1 -3	DNP	1-0/0-2 E
2/25	Vs. TB	0-0/2-0 E	0-1/0-5 -1	0-0/0-3 +1	0-0/0-1 -1	DNP	0-1/0-3 -2
2/27	@ OTT	0-0/0-0 +2	0-0/2-1 -1	DNP (inj)	1-1/2-1 +2	0-0/0-1 E	2-0/0-2 +1
3/1	@ PHI	0-0/0-1 E	0-0/0-0 E	DNP (inj)	0-0/0-1 E	0-0/0-5 -1	0-0/0-2 -1
3/3	@ COL	0-0/0-1 E	0-0/0-3 +2	0-1/0-0 E	0-0/2-0 E	DNP	0-1/0-1 E
3/4	@ DAL	0-1/0-0 -1	0-0/2-1 -1	0-1/0-3 E	0-0/0-0 -1	DNP	1-0/0-1 -2
3/6	@ BOS	0-0/0-1 E	0-0/0-1 +2	1-0/0-3 E	0-0/0-1 E	0-1/2-1 +1	0-0/0-4 +1
3/9	Vs. EDM	0-0/0-0 E	0-0/0-3 -2	0-0/0-4 -2	0-0/2-0 -1	0-0/0-2 -1	0-0/2-3 -1
3/14	Vs. NYR	0-0/0-0 -1	0-0/2-1 +3	0-0/2-1 E	0-2/0-1 +1	DNP	2-0/0-4 E
3/16	Vs. VAN	0-0/0-2 +2	0-0/2-1 E	0-0/0-1 -1	0-1/0-1 +1	DNP	0-1/2-2 +1
3/17	@ WAS	0-0/0-0 +1	0-0/0-1 E	0-0/2-2 E	0-0/0-2 E	DNP	0-0/2-3 +1
3/20	Vs. TOR	0-0/0-0 E	1-0/0-3 +3	0-0/2-0 E	0-0/0-1 E	DNP	0-1/0-5 +1
3/21	@ CAR	0-0/0-5 E	0-0/0-4 -1	0-0/0-0 E	0-0/0-0 E	DNP	0-0/0-0 E
3/24	Vs. CAR	0-0/1-1 +1	0-0/0-1 E	0-0/2-1 +1	1-1/0-3 +2	DNP	0-0/2-3 E
3/26	@ ATL	0-0/2-1 +2	0-0/7-1 E	0-0/0-1 +1	0-1/0-3 +1	DNP	0-0/0-2 E
3/27	@ PIT	0-0/0-0 -2	0-0/0-0 -1	0-0/0-2 -1	0-0/15-1 -1	DNP	0-0/2-1 -1
3/30	Vs. ATL	0-1/0-1 +2	0-0/0-1 E	0-0/0-0 +1	0-1/0-1 E	DNP	DNP
4/1	@ TB	0-0/0-0 +1	0-0/0-0 E	0-0/0-0 -1	0-0/2-0 E	DNP	0-0/2-1 E
4/2	@ FLA	0-0/0-1 -1	0-1/2-1 E	2-1/0-2 +2	1-0/0-1 +2	DNP	0-0/0-1 -1
4/4	Vs. BOS	1-0/0-1 E	0-0/0-2 -1	0-0/0-0 E	0-1/2-2 E	DNP	0-1/0-2 -1
4/6	Vs. WAS	0-0/0-2 +1	0-0/0-1 E	DNP	0-0/0-0 E	DNP	0-0/2-3 E
4/8	Vs. PHI	0-0/0-2 -1	0-0/0-3 E	DNP	0-0/0-2 E	DNP	0-2/2-0 -1

SABRES 2000-01 GAME-BY-GAME STATS

Date	Opponent	#25 VARADA	#26 BOULTON	#28 AUDETTE	#29 TSYPLAKOV	#32 RAY	#37 BROWN
10/5	Vs. CHI	0-0/0-1 E	0-0/2-0 E	NOR	1-0/0-2	0-0/9-0 E	0-1/0-1 -1
10/7	Vs. LA	2-0/0-2 E	0-0/0-0 E	NOR	+1DNP	0-0/5-0 E	0-0/0-1 E
10/13	@ EDM	0-0/2-3 -2	0-0/5-0 E	NOR	DNP	0-0/0-0 E	1-0/0-1 +2
10/14	@ VAN	0-0/0-3 E	DNP	NOR	DNP	0-0/0-0 E	0-0/2-0 E
10/17	@ MON	0-0/2-3 +1	0-0/7-2 E	NOR	DNP	0-0/10-1 E	0-0/0-2 E
10/20	Vs. ANA	0-1/0-0 E	0-0/0-0 -1	NOR	DNP	0-0/0-0 -1	0-1/0-3 E
10/21	@ DET	0-0/0-0 -1	DNP	NOR	DNP	DNP	1-0/2-1 +1
10/25	Vs. CAR	0-1/0-3 E	DNP	NOR	0-1/0-1 +1	1-0/9-2 +2	0-0/0-3 E
10/27	Vs. TOR	0-1/0-2 +1	DNP	NOR	0-0/0-3 E	0-0/0-0 E	0-0/2-2 -1
10/28	@ CHI	0-0/0-0 +1	DNP	NOR	0-0/0-2 -1	0-0/0-1 E	0-1/0-1 +1
11/3	Vs. MTL	0-0/0-0 -2	DNP	NOR	DNP	0-0/0-0 -1	0-2/0-1 +2
11/4	@ PHI	0-0/0-2 E	DNP	NOR	1-0/2-2 +1	0-0/15-1 E	0-0/0-0 -2
11/9	Vs. NYI	0-0/2-3 E	DNP	NOR	0-0/0-0 -1	0-0/2-0 E	0-0/0-2 E
11/11	@ NJ	0-1/0-2 +1	DNP	NOR	0-0/0-0 +1	0-0/0-0 E	0-0/0-1 E
11/13	Vs. CAL	0-0/2-2 E	0-0/2-1 E	NOR	0-0/0-0 E	0-0/0-0 E	0-1/0-2 +1
11/15	Vs. DAL	0-0/2-1 -1	0-0/4-0 -1	NOR	DNP	DNP (inj)	1-0/2-2 -1
11/17	Vs. MIN	0-0/0-0 +1	0-0/0-2 E	NOR	0-0/0-0 -1	DNP (inj)	0-0/0-3 +1
11/18	@ STL	1-0/0-3 -3	0-0/7-0 E	NOR	DNP	DNP (inj)	0-0/0-2 -3
11/22	Vs. PHI	0-0/0-1 -1	DNP	NOR	DNP	DNP (inj)	0-0/2-1 -1
11/24	Vs. NYR	0-1/0-1 -1	0-0/2-1 E	NOR	0-0/0-0 E	DNP (inj)	0-0/2-1 -1
11/25	@ MTL	0-0/2-0 -1	1-0/9-1 +1	NOR	0-0/2-1 -1	DNP (inj)	0-1/0-1 +1
11/28	@ OTT	0-0/0-4 -1	0-0/5-1 E	NOR	1-0/2-2 +1	DNP (inj)	0-0/0-1 E
12/1	Vs. PIT	0-0/0-1 -2	DNP	NOR	0-0/0-0 E	1-0/0-4 E	0-0/0-4 -1
12/2	@ PIT	1-0/0-2 E	DNP	NOR	0-1/0-0 +1	0-0/0-0 E	0-1/0-0 -1
12/5	@ MTL	0-1/2-0 +1	DNP	NOR	1-0/0-4 +1	0-1/0-0 E	0-0/2-1 E
12/7	Vs. NJ	1-1/0-2 E	DNP	NOR	0-0/0-0 -1	0-0/0-1 E	1-2/0-4 E
12/8	@ NYR	0-0/4-1 -1	DNP	NOR	0-0/0-0 E	0-0/0-0 E	0-0/0-0 E
12/12	@ BOS	0-1/0-1 +1	0-0/5-0 E	NOR	DNP (INJ)	0-0/0-0 E	0-0/2-2 +1
12/15	@ CAR	0-0/2-2 -1	DNP	NOR	DNP (INJ)	0-0/0-0 E	0-0/0-1 -2
12/16	Vs. FLA	0-0/2-1 +2	DNP	NOR	0-0/0-1 E	0-0/5-0 E	0-1/0-1 E
12/20	@ WAS	0-0/0-3 E	DNP	NOR	DNP	0-1/0-2 +1	0-0/0-0 E
12/21	Vs. WAS	0-0/0-2 -1	DNP	NOR	DNP	1-0/0-2 +1	0-0/0-0 -2
12/23	Vs. SJ	0-0/2-0 E	0-0/0-1 E	NOR	DNP	0-0/0-0 E	0-1/0-2 +1
12/26	Vs. PIT	1-0/2-2 E	DNP	NOR	DNP	0-0/0-0 -1	INJ (knee)
12/29	Vs. OTT	1-0/0-2 +1	DNP	NOR	1-1/0-2 E	0-0/0-0 E	INJ (knee)
12/30	@ NYI	0-0/0-2 +1	DNP	NOR	0-0/0-0 E	0-0/7-0 E	INJ (knee)
1/1	Vs. BOS	0-0/0-1 -1	DNP	NOR	0-0/0-3 E	0-0/30-0 -1	INJ (knee)
1/3	@ TOR	0-0/0-1 -1	0-0/0-0 E	NOR	0-0/9-0 -2	SUSP	INJ (knee)
1/5	Vs. TOR	0-0/0-0 +1	0-1/0-0 E	NOR	0-0/0-0 E	SUSP	INJ (knee)
1/6	@ NAS	0-1/0-3 +1	0-0/0-1 E	NOR	0-0/0-1 -1	SUSP	INJ (knee)
1/9	@ SJ	0-1/0-3 +1	0-0/0-1 E	NOR	DNP	SUSP	INJ (knee)
1/11	@ LA	0-1/0-1 E	0-0/0-0 E	NOR	DNP	SUSP	1-0/0-2 +1
1/12	@ ANA	0-0/2-2 +1	0-1/5-0 +1	NOR	0-0/0-1 +1	SUSP	0-0/-02 E
1/16	Vs. TAM	0-0/0-1 E	0-0/0-1 E	NOR	DNP	SUSP	0-0/0-3 E
1/19	Vs. FLA	0-0/0-1 E	DNP	NOR	DNP	0-0/0-0 E	0-0/0-1 +1
1/20	@ TOR	0-0/2-1 E	DNP	NOR	DNP	0-0/5-0 E	0-0/2-2 -1
1/23	Vs. CLB	0-0/0-4 E	DNP	NOR	DNP	0-1/0-0 +1	0-0/0-3 -1
1/26	Vs. BOS	0-0/14-0 E	0-0/0-0 E	NOR	DNP	0-0/2-0 E	0-0/0-5 E
1/27	@ NYI	0-1/0-3 +1	DNP	NOR	DNP	0-0/0-1 E	0-1/0-5 -1
1/31	@ FLA	0-0/0-2 -1	0-0/5-1 E	NOR	DNP	0-0/12-0 E	DNP
2/1	@ TB	0-1/0-2 -1	0-0/0-0 E	NOR	0-1/0-1 -1	0-0/0-0 E	DNP
2/6	@ NYR	0-1/2-1 E	0-0/2-0 E	NOR	0-0/0-0 -1	0-0/0-4 E	DNP
2/7	Vs. NYI	0-0/17-1 E	0-0/14-1 E	NOR	DNP	0-0/2-1 E	DNP
2/10	@ OTT	0-0/0-0 E	DNP	NOR	DNP	0-0/0-1 E	0-0/0-4 E
2/11	Vs. MTL	1-0/0-2 -1	DNP	NOR	DNP	0-0/10-1 +1	0-0/0-1 E
2/13	@ ATL	1-0/0-1 -1	DNP	NOR	DNP	0-0/5-0 E	0-0/2-4 -1
2/15	Vs. ATL	0-1/0-2 +1	0-0/5-1 E	NOR	DNP	0-0/5-1 -1	0-0/0-1 +1
2/17	Vs. NJ	0-0/2-3 E	0-0/0-1 E	NOR	0-1/0-0 +1	1-0/0-2 +1	0-1/0-1 +2
2/19	Vs. OTT	0-0/2-2 E	0-0/0-0 E	NOR	0-0/0-1 +1	0-0/5-1 E	0-0/0-0 +1
2/22	@ NJ	0-1/0-1 +1	0-0/0-1 E	NOR	0-0/0-2 E	0-0/0-0 E	0-1/0-0 +1
2/23	Vs. PHO	0-0/2-2 -3	0-0/5-0 -1	NOR	DNP (inj)	0-0/0-1 -1	1-1/0-2 +1
2/25	Vs. TB	0-1/2-1 E	DNP	NOR	DNP (inj)	0-1/0-1 +1	0-1/0-0 E
2/27	@ OTT	I.R. (conc.)	DNP	NOR	1-0/0-1 E	0-0/0-0 E	0-0/2-0 +2
3/1	@ PHI	I.R. (conc.)	DNP	NOR	1-1/2-2 +2	0-0/0-0 -1	0-0/0-1 E
3/3	@ COL	I.R. (conc.)	0-0/10-1 E	NOR	0-0/2-3 E	0-0/14-0 E	1-0/0-1 +1
3/4	@ DAL	I.R. (conc.)	0-0/0-1 E	NOR	0-1/0-1 +1	0-0/0-1 E	0-0/0-1 E
3/6	@ BOS	I.R. (conc.)	DNP	NOR	0-0/0-1 E	0-0/0-1 E	1-0/4-4 +2
3/9	Vs. EDM	I.R. (conc.)	DNP	NOR	1-0/0-3 +1	0-0/0-0 -1	0-0/0-1 -2
3/14	Vs. NYR	1-0/4-2 +2	DNP	SUSP	0-0/0-1 -1	0-1/22-0 +1	0-2/0-1 +2
3/16	Vs. VAN	0-0/2-1 E	DNP	SUSP	DNP	0-0/0-0 E	0-0/2-1 E
3/17	@ WAS	0-0/0-0 +1	DNP	0-0/0-1 +1	DNP	0-0/10-0 E	1-0/2-2 +1
3/20	Vs. TOR	0-1/0-1 +2	0-0/0-1 E	0-0/0-6 +1	DNP	0-0/0-0 E	0-1/2-2 +2
3/21	@ CAR	0-0/0-1 E	DNP	0-0/0-6 E	DNP	DNP	0-0/0-0 E
3/24	Vs. CAR	0-0/2-0 +1	DNP	0-1/2-2 +1	DNP	DNP	0-0/0-0 +1
3/26	@ ATL	0-1/0-1 +1	DNP	1-0/4-4 +1	DNP	0-0/10-0 E	0-0/0-0 E
3/27	@ PIT	0-0/0-0 E	DNP	0-1/0-1 -1	DNP	0-0/12-0 E	0-0/0-1 -1
3/30	Vs. ATL	0-0/2-1 E	DNP	0-1/0-4 +1	DNP	0-0/0-1 E	0-0/2-0 +2
4/1	@ TB	0-0/0-1 -1	DNP	0-1/2-4 E	DNP	DNP	0-1/0-1 +2
4/2	@ FLA	0-1/0-1 +2	DNP	0-0/2-3 -1	DNP	0-0/0-0 E	1-1/0-3 +1
4/4	Vs. BOS	0-0/0-1 E	DNP	0-1/0-1 -1	DNP	DNP	0-0/0-0 E
4/6	Vs. WAS	DNP	DNP	0-1/2-1 E	DNP	0-1/4-0 +1	0-0/0-1 E
4/8	Vs. PHI	0-0/0-2 E	0-0/0-0 E	1-0/0-5 -1	DNP	0-0/0-1 E	0-0/0-2 E

SABRES 2000-01 GAME-BY-GAME STATS

Date	Opponent	#41 BARNES	#42 SMEHLIK	#44 ZHITNIK	#45 KALININ	#51 CAMPBELL	#52 ANDREYCHU
10/5	Vs. CHI	0-0/4-2 -1	1-0/0-2 E	0-1/0-3 +2	0-1/0-4 +1	ROCH	0-0/0-2 +
10/7	Vs. LA	1-2/2-1 E	0-0/0-1 E	0-0/0-1 +1	0-0/0-0 +1	ROCH	1-0/2-0 E
10/13	@ EDM	0-0/0-3 -3	0-0/0-2 -1	0-1/2-2 E	0-0/00 +1	ROCH	1-0/2-1 +
10/14	@ VAN	0-0/0-3 E	0-0/0-0 -1	0-0/0-3 -1	0-0/0-2 -1	ROCH	0-0/2-3
10/17	@ MON	2-0/0-4 +1	0-1/0-1 +1	1-0/4-2 E	0-0/0-2 +1	ROCH	0-0/0-1 E
10/20	Vs. ANA	0-0/0-3 +1	0-0/2-3 -1	SUSP.	0-0/0-3 -1	ROCH	0-0/0-1
10/21	@ DET	1-0/0-3 E	0-0/0-1 E	SUSP.	0-0/2-1 +1	ROCH	0-0/0-2
10/25	Vs. CAR	0-0/0-2 E	0-0/0-0 +2	SUSP.	0-1/0-1 +2	ROCH	0-2/0-1 +2
10/27	Vs. TOR	0-1/0-2 E	0-0/0-0 E	SUSP.	0-0/0-0 E	ROCH	0-1/2-2 +
10/28	@ CHI	0-1/0-4 +1	0-0/2-0 E	0-2/0-1 +2	0-0/0-1 E	ROCH	1-0/0-1
11/3	Vs. MTL	0-0/2-0 -1	0-1/0-0 +1	1-0/2-3 -1	1-1/2-2 +1	ROCH	0-0/0-0 E
11/4	@ PHI	INJ (groin)	0-0/00 E	0-0/0-3 -1	0-0/2-2 -1	ROCH	0-0/0-0
11/9	Vs. NYI	INJ (groin)	0-0/0-0 +1	1-0/2-6 E	0-0/2-0 E	ROCH	1-0/0-5 +
11/11	@ NJ	INJ (groin)	0-0/0-0 E	0-0/0-2 +1	0-1/2-1 +1	ROCH	1-0/0-5 +1
11/13	Vs. CAL	INJ (groin)	DNP	0-1/0-2 E	0-0/0-4 E	ROCH	0-2/0-0
11/15	Vs. DAL	INJ (groin)	0-0/0-2 E	0-0/0-3 E	0-0/2-0 +2	ROCH	0-0/0-1
11/17	Vs. MIN	INJ (groin)	1-0/0-1 +2	0-0/0-4 E	0-0/0-4 E	ROCH	0-0/0-1 -1
11/18	@ STL	INJ (groin)	0-0/0-1 -3	0-0/0-1 -4	0-1/0-1 -3	ROCH	0-0/0-0
11/22	Vs. PHI	0-1/0-1 +1	0-0/0-1 -1	1-0/2-2 E	0-0/0-2 E	ROCH	0-0/0-0
11/24	Vs. NYR	1-0/0-3 +1	0-0/0-0 -2	0-1/4-1 E	0-0/0-1 E	DNP	0-1/0-0 E
11/25	@ MTL	1-1/2-3 +1	0-0/0-0 +1	0-1/0-2 +2	0-0/0-0 +2	DNP	0-0/0-0
11/28	@ OTT	0-1/0-1 -2	0-0/0-0 -1	0-0/0-1 -2	0-0/0-1 -3	0-0/0-2 E	0-0/0-3
12/1	Vs. PIT	0-1/0-1 -2	0-0/0-0 -1	0-1/0-3 -1	0-1/0-0 -2	DNP	0-0/0-1 -2
12/2	@ PIT	0-1/0-1 E	0-0/0-0 E	0-0/0-1 E	0-0/0-2 E	DNP	0-0/4-1
12/5	@ MTL	0-0/0-0 +1	0-0/0-0 E	0-0/0-1 +1	0-0/0-1 -1	ROCH	1-0/0-3 +
12/7	Vs. NJ	1-0/0-3 +1	0-1/0-0 +1	0-1/0-0 +1	0-0/0-0 +1	ROCH	0-0/0-3 E
12/8	@ NYR	0-1/0-5 E	0-1/0-0 -1	0-0/0-0 -1	0-0/0-1 E	ROCH	0-0/0-1
12/12	@ BOS	0-1/0-4 +1	0-0/0-1 E	0-0/0-1 E	0-0/0-1 E	ROCH	0-0/0-4
12/15	@ CAR	0-1/0-3 +1	0-0/0-0 -2	0-2/0-3 -3	1-0/0-2 -3	ROCH	0-0/0-2 E
12/16	Vs. FLA	0-1/0-1 E	0-0/0-1 +1	0-0/0-1 E	0-2/2-2 +2	ROCH	0-0/0-0
12/20	@ WAS	0-0/2-0 +1	0-1/0-0 E	0-0/2-1 E	0-0/0-2 E	ROCH	0-0/0-0
12/21	Vs. WAS	0-0/0-0 E	0-0/0-0 -1	0-1/0-2 -1	0-0/0-0 E	ROCH	0-0/0-1 E
12/23	Vs. SJ	0-0/0-2 +1	0-1/0-0 +1	0-1/0-1 E	0-0/0-1 E	ROCH	DN
12/26	Vs. PIT	0-0/0-4 -1	0-1/0-0 -1	0-0/0-2 E	0-0/0-2 -1	ROCH	0-0/0-0
12/29	Vs. OTT	0-0/0-0 +1	DNP	0-0/0-2 +1	0-1/0-0 +1	ROCH	0-0/0-2 +1
12/30	@ NYI	0-0/0-3 E	0-2/0-0 +2	0-0/2-0 +1	0-0/0-2 +1	ROCH	0-0/4-1
1/1	Vs. BOS	1-1/0-4 E	0-1/0-0 E	0-0/0-1 -1	0-0/0-1 E	ROCH	1-1/2-4
1/3	@ TOR	0-0/2-6 E	0-0/0-1 +1	0-0/0-2 -1	0-0/0-1 E	ROCH	0-0/0-1 E
1/5	Vs. TOR	0-0/0-1 -1	0-0/0-3 -1	1-0/2-2 E	0-1/0-0 -1	ROCH	1-0/0-1
1/6	@ NAS	1-0/2-3 +1	0-1/0-1 +1	0-0/0-1 +1	0-0/0-1 +1	ROCH	0-0/0-1
1/9	@ SJ	0-0/2-2 -1	0-0/0-1 E	0-0/2-4 -1	0-0/4-0 -1	ROCH	0-0/0-0 -1
1/11	@ LA	0-0/0-4 -1	0-0/0-3 +2	0-1/0-0/ E	0-0/0-1 -2	ROCH	DN
1/12	@ ANA	0-1/0-2 +1	0-0/0-0 +2	0-1/0-0 +1	0-0/0-0 +1	ROCH	1-0/0-2 +
1/16	Vs. TAM	2-1/0-5 +3	0-0/0-1 -1	0-0/2-2 -1	0-0/0-0 +1	ROCH	0-0/0-1 -1
1/19	Vs. FLA	0-0/0-2 E	INJ (groin)	0-0/0-2 E	0-0/0-2 E	ROCH	0-0/0-4
1/20	@ TOR	0-00-2 -1	INJ (groin)	0-0/2-1 -1	0-0/2-2 E	ROCH	0-0/2-1
1/23	Vs. CLB	0-0/0-0 E	INJ (groin)	0-0/2-2 +1	0-0/0-0 +1	0-0/0-0 -2	0-0/0-3 +1
1/26	Vs. BOS	0-0/0-4 -1	INJ (groin)	0-0/4-2 -1	0-0/0-0 E	DNP	DN
1/27	@ NYI	1-0/0-3 +1	INJ (groin)	0-0/2-1 -1	0-0/0-2 -1	DNP	1-0/0-4
1/31	@ FLA	0-0/0-0 -1	0-0/0-2 -1	0-0/0-6 -1	0-0/0-1 -1	ROCH	0-0/0-2 E
2/1	@ TB	1-0/0-2 E	0-1/0-0 E	0-1/2-2 -2	DNP	ROCH	0-0/0-2
2/6	@ NYR	1-1/0-3 E	1-0/0-4 +1	0-0/0-0 -1	0-0/0-0 -1	ROCH	1-2/0-2 +
2/7	Vs. NYI	1-0/0-1 +1	0-0/0-1 E	0-0/2-0 +2	0-1/0-1 +2	ROCH	0-0/2-3 E
2/10	@ OTT	0-1/0-1 E	0-0/0-0 E	0-0/0-0 E	0-0/0-1 E	ROCH	0-0/0-3
2/11	Vs. MTL	0-0/0-2 -1	0-0/0-3 +1	0-0/0-0 -1	1-0/0-2 -1	ROCH	1-1/2-1 +
2/13	@ ATL	0-0/2-4 -4	0-0/0-0 -1	0-0/5-3 -1	0-0/0-2 E	ROCH	1-0/0-3 -1
2/15	Vs. ATL	0-2/0-2 +2	0-0/0-1 +1	0-0/4-4 +1	0-0/2-2 +1	ROCH	0-0/0-0
2/17	Vs. NJ	0-1/2-0 +1	0-0/0-0 E	0-1/2-3 E	0-0/2-1 E	ROCH	DNP (inj)
2/19	Vs. OTT	0-0/0-0 E	0-0/0-0 +1	0-1/0-4 +1	0-0/2-0 E	ROCH	DNP (inj)
2/22	@ NJ	0-0/2-0 E	0-0/0-0 +1	0-0/0-1 +1	0-0/2-0 E	ROCH	1-0/0-3
2/23	Vs. PHO	1-0/0-3 +1	I.R. (groin)	0-0/4-1 E	0-0/2-1 -1	ROCH	0-0/2-1
2/25	Vs. TB	0-0/0-2 -1	I.R. (groin)	0-1/2-1 -3	0-0/2-1 -2	ROCH	2-1/0-4 E
2/27	@ OTT	0-0/0-3 -1	I.R. (groin)	0-1/2-0 +2	0-0/0-1 +2	0-0/0-0 E	0-0/0-1
3/1	@ PHI	0-0/0-1 E	I.R. (groin)	0-0/0-1 -2	0-0/2-1 -2	0-0/2-2 E	0-0/0-1
3/3	@ COL	1-0/2-1 E	I.R. (groin)	0-0/2-3 E	0-0/0-0 -1	DNP	0-0/0-1 E
3/4	@ DAL	0-0/0-0 -1	I.R. (groin)	0-0/0-3 -1	0-0/0-0 -2	DNP	0-0/0-3
3/6	@ BOS	0-1/0-3 E	I.R. (groin)	0-0/0-3 E	DNP	0-0/0-1 E	0-0/0-0
3/9	Vs. EDM	0-0/0-2 -1	I.R. (groin)	0-0/0-3 -1	0-0/0-1 -2	DNP	0-0/0-3 -1
3/14	Vs. NYR	0-0/0-1 E	0-0/0-1 E	0-2/2-3 +1	DNP	ROCH	*1-0/0-2
3/16	Vs. VAN	0-0/0-2 E	INJ (ribs)	0-1/0-2 +2	0-0/0-3 -1	ROCH	0-0/0-1
3/17	@ WAS	1-0/0-1 +1	INJ (ribs)	0-1/2-5 +1	0-2/2-0 E	0-0/0-0 E	DNP
3/20	Vs. TOR	0-1/0-2 +1	INJ (ribs)	0-0/0-2 +1	1-0/2-2 +2	0-0/0-1 E	DN
3/21	@ CAR	0-0/0-1 E	INJ (ribs)	0-0/2-0 E	0-0/0-0 -1	0-0/0-1 E	0-0/0-1
3/24	Vs. CAR	1-0/0-4 +1	INJ (ribs)	0-2/0-1 +2	0-1/0-1 +2	DNP	0-0/0-1 E
3/26	@ ATL	0-1/0-1 +1	INJ (ribs)	1-2/0-4 +2	0-0/0-1 +1	ROCH	0-0/0-2
3/27	@ PIT	0-0/0-2 -1	INJ (ribs)	0-0/4-0 -1	0-1/0-0 E	DNP	1-0/2-1
3/30	Vs. ATL	0-0/0-2 +1	INJ (ribs)	0-0/2-1 +2	0-0/0-1 +1	ROCH	0-0/0-0 E
4/1	@ TB	0-0/0-1 E	INJ (ribs)	2-1/2-4 +1	0-0/0-2 -1	ROCH	1-1/0-3
4/2	@ FLA	0-0/0-3 -1	INJ (ribs)	0-0/0-2 -1	0-1/0-1 +3	ROCH	0-1/4-0
4/4	Vs. BOS	0-0/0-0 -1	INJ (ribs)	0-0/0-0 E	0-0/0-1 E	ROCH	0-0/0-0 E
4/6	Vs. WAS	0-0/0-5 E	0-0/0-1 E	0-0/0-2 +1	0-1/0-2 E	ROCH	1-0/0-2
4/8	Vs. PHI	0-0/0-1 -1	0-0/0-1 -1	0-0/0-1 -1	0-0/0-1 -1	ROCH	DN

SABRES 2000-01 GAME-BY-GAME STATS

Opponent	#55 HAMEL	#57 HEINZE	#61 AFINOGENOV	#74 MCKEE	#77 GRATTON	#81 SATAN
Vs. CHI	DNP	NOR	1-0/0-2 +1	0-0/2-0 +1	0-0/0-0 +1	1-1/2-8 +2
Vs. LA	DNP	NOR	0-1/0-5 E	0-0/2-0 -1	0-0/0-3 E	0-1/0-2 E
@ EDM	DNP	NOR	0-1/0-4 E	0-0/0-0 -1	0-0/0-0 E	0-0/4-1 E
@ VAN	0-0/0-1 -1	NOR	0-0/2-2 -2	0-0/0-0 E	0-0/4-1 E	0-0/2-3 E
@ MON	DNP	NOR	0-1/0-3 -1	0-0/0-0 E	0-0/2-2 E	0-0/0-1 E
Vs. ANA	DNP	NOR	0-0/0-2 E	0-0/2-1 E	1-0/0-6 +1	0-0/0-3 +1
@ DET	0-0/02 -2	NOR	0-1/2-3 +1	0-0/2-2 -1	0-2/0-4 +2	1-0/0-4 +1
Vs. CAR	DNP	NOR	0-0/0-2 E	0-0/0-2 E	1-0/0-1 E	0-0/0-1 E
Vs. TOR	DNP	NOR	0-0/0-1/ E	0-0/0-3 +1	1-0/2-5 E	0-1/0-2 -1
@ CHI	0-0/0-1 +1	NOR	0-0/0-2 -1	0-0/0-1 -1	0-0/0-0 -1	1-0/2-1 +1
Vs. MTL	DNP	NOR	0-1/2-0 +1	0-0/0-0 +1	1-0/4-2 +1	1-0/2-2 +2
@ PHI	0-0/0-1 E	NOR	0-0/0-4 E	0-0/0-0 -1	0-0/0-1 -1	0-0/0-1 -2
Vs. NYI	1-0/0-1 +1	NOR	0-2/0-2 E	0-0/0-2 E	0-0/0-0 E	0-0/0-2 E
@ NJ	0-0/0-0 E	NOR	1-0/0-6 +1	0-0/4-0 +2	0-2/0-4 +2	0-1/2-3 E
Vs. CAL	0-0/0-2 E	NOR	2-0/0-6 E	0-0/2-3 E	0-0/0-2 E	0-0/2-2 E
Vs. DAL	0-0/5-1 -1	NOR	0-1/0-2 +1	0-0/0-1 -1	1-1/0-1 +1	0-0/6-2 -1
Vs. MIN	1-0/0-3 +1	NOR	1-0/0-3 +1	0-0/0-0 +1	0-0/2-0 +1	0-1/0-2 +1
@ STL	0-0/0-0 E	NOR	0-0/0-2 -1	0-0/2-3 E	0-0/2-1 E	0-0/0-0 -2
Vs. PHI	0-0/2-0 E	NOR	0-0/0-4 E	0-0/0-1 -1	0-0/0-1 -1	0-1/0-4 E
Vs. NYR	0-0/0-2 E	NOR	0-1/2-3 E	0-0/0-2 -2	1-0/0-5 E	0-1/2-4 +1
@ MTL	0-0/0-0 E	NOR	0-1/2-2 +1	0-0/0-0 E	0-0/17-0 -1	1-2/0-3 +2
@ OTT	0-0/0-0 -1	NOR	0-0/0-1 E	DNP (inj)	1-0/0-2 E	0-0/0-3 -2
Vs. PIT	0-1/2-1 E	NOR	0-0/0-4 E	DNP (inj)	1-0/0-1 -1	1-1/0-4 -1
@ PIT	0-0/0-1 E	NOR	0-0/2-3 +1	DNP (inj)	0-1/0-2 +1	1-0/0-2 -1
@ MTL	1-1/0-4 +1	NOR	0-0/0-1 E	DNP (inj)	0-0/2-1 E	0-1/0-2 +1
Vs. NJ	0-0/0-1 +1	NOR	0-1/0-4 +1	DNP (inj)	1-0/0-2 +1	0-1/0-4 +1
@ NYR	0-0/0-2 -1	NOR	0-0/0-2 -2	0-1/0-0 +1	0-0/0-2 -1	0-1/2-2 E
@ BOS	0-0/0-0 E	NOR	0-1/0-3 E	0-0/2-1 +2	0-0/2-1 E	0-1/0-1 +1
@ CAR	0-0/0-0 -1	NOR	0-0/2-4 E	0-0/2-0 +1	0-0/0-1 E	1-1/0-2 -1
Vs. FLA	1-0/0-1 +1	NOR	0-0/0-8 E	0-0/0-0 -1	0-0/2-0 E	0-0/0-1 E
@ WAS	0-0/0-1 E	NOR	0-0/2-2 E	0-0/0-1 +1	0-0/0-3 E	1-0/0-2 +1
Vs. WAS	0-1/2-1 +1	NOR	0-0/0-2 -2	0-0/0-1 -1	0-0/2-1 -1	0-0/0-1 E
Vs. SJ	0-0/0-0 E	NOR	1-0/0-4 E	0-1/2-0 +1	0-2/2-1 E	2-1/4-5 +2
Vs. PIT	0-0/0-0 -1	NOR	1-2/2-3 +2	0-1/0-0 E	0-1/2-1 +2	0-0/2-1 -1
Vs. OTT	0-0/0-4 +1	NOR	0-0/0-1 E	0-0/4-0 +1	0-0/0-2 E	1-0/0-2 +1
@ NYI	1-0/0-3 +1	NOR	0-0/0-1 E	0-0/0-1 E	0-0/0-0 E	0-1/0-2 +1
Vs. BOS	0-0/0-3 -1	NOR	0-0/0-2 -1	0-0/0-2 -2	0-0/2-2 -2	1-0/2-4 -1
@ TOR	0-0/0-0 E	NOR	1-0/2-3 +1	0-0/4-0 E	0-0/0-2 -1	0-0/0-3 E
Vs. TOR	1-0/0-1 E	NOR	0-0/0-4 +1	0-1/0-1 +1	0-0/2-0 E	0-0/0-1 -1
@ NAS	0-0/2-1 E	NOR	0-0/0-1 E	0-0/0-1 E	1-0/2-2 +1	0-0/0-2 +1
@ SJ	0-0/0-3 E	NOR	0-0/0-0 E	0-0/0-0 +1	1-0/0-5 +1	0-0/0-0 E
@ LA	0-0/2-1 E	NOR	0-0/0-0 E	0-0/0-0 E	1-0/0-2 E	0-0/0-2 -1
@ ANA	0-0/5-1 E	NOR	1-0/0-2 +2	0-0/0-0 +2	1-0/0-2 +3	1-0/0-4 +1
Vs. TAM	0-0/0-1 -1	NOR	0-0/0-3 E	0-1/0-2 +2	0-0/2-1 E	1-2/0-2 +3
Vs. FLA	1-0/0-4 +1	NOR	0-0/2-3 E	0-0/0-1 +1	0-0/0-4 E	0-0/0-4 E
@ TOR	0-0/2-4 E	NOR	0-0/0-4 -1	0-0/2-0 -1	0-0/2-3 E	0-0/0-0 -1
Vs. CLB	0-0/0-2 E	NOR	0-0/0-3 E	0-0/0-0 E	0-0/2-1 E	0-0/0-1 -2
Vs. BOS	1-0/0-2 -2	NOR	0-0/0-3 -2	0-0/2-1 -1	0-0/5-0 -1	0-1/0-4 E
@ NYI	0-0/0-0 E	NOR	0-0/0-2 E	0-0/0-2 +1	0-1/0-1 E	0-0/0-2 -1
@ FLA	I.R. (knee)	NOR	0-1/2-3 -2	0-0/4-1 -1	1-0/0-2 -2	0-1/0-5 E
@ TB	I.R. (knee)	NOR	0-0/0-2 -2	0-0/0-1 -1	0-0/0-1 -2	0-0/2-2 E
@ NYR	I.R. (knee)	NOR	0-1/0-1 E	1-0/0-2 +2	0-1/0-3 +2	1-1/0-3 E
Vs. NYI	I.R. (knee)	NOR	1-0/0-3 +1	0-0/2-0 E	0-0/0-3 E	0-0/0-3 +1
@ OTT	I.R. (knee)	NOR	1-0/0-2 +1	0-0/0-0 +1	0-0/0-1 E	1-0/0-2 E
Vs. MTL	I.R. (knee)	NOR	0-0/0-2 -1	0-0/0-1 +1	0-1/2-1 -1	0-1/0-2 +1
@ ATL	I.R. (knee)	NOR	0-1/0-0 E	0-1/0-3 -1	1-0/0-1 +2	1-1/0-2 -2
Vs. ATL	I.R. (knee)	NOR	1-1/2-2 +2	0-0/0-0 E	0-0/2-5 E	1-1/0-4 +1
Vs. NJ	I.R. (knee)	NOR	1-1/0-4 +1	0-0/0-0 +3	0-0/0-1 E	2-2/0-5 +2
Vs. OTT	I.R. (knee)	NOR	0-1/2-0 +1	0-0/21-0 E	0-1/0-2 E	1-0/0-3 +1
@ NJ	I.R. (knee)	NOR	0-0/4-2 E	0-0/0-0 E	0-0/0-1 E	0-0/0-1 E
Vs. PHO	I.R. (knee)	NOR	0-0/0-1 E	0-0/0-3 -2	0-0/0-2 -3	0-1/0-5 +1
Vs. TB	I.R. (knee)	NOR	0-0/0-3 -1	0-0/0-2 +1	0-1/0-3 E	1-1/0-4 -1
@ OTT	I.R. (knee)	NOR	0-0/0-2 E	0-0/0-1 -1	0-1/0-3 +1	0-0/0-2 -1
@ PHI	I.R. (knee)	NOR	0-0/0-0 -1	0-0/0-0 E	0-0/2-1 -1	0-0/0-4 E
@ COL	I.R. (knee)	NOR	0-0/0-1 +1	0-1/2-0 +1	0-1/2-0 E	0-0/0-1 -1
@ DAL	I.R. (knee)	NOR	0-0/0-1 E	0-0/0-0 -1	0-0/2-3 -1	0-0/0-0 -1
@ BOS	I.R. (knee)	NOR	0-1/0-0 +1	0-1/0-0 +2	0-0/6-2 E	0-1/0-2 E
Vs. EDM	I.R. (knee)	NOR	0-0/0-0 -1	0-0/2-2 -1	0-0/2-2 E	0-0/0-1 -2
Vs. NYR	I.R. (knee)	1-1/0-4 +2	0-0/2-3 E	0-1/0-1 +3	1-1/2-4 -1	0-0/0-3 E
Vs. VAN	I.R. (knee)	3-0/0-3 E	0-0/2-2 E	0-0/0-1 E	0-1/0-1 E	0-0/0-4 E
@ WAS	I.R. (knee)	0-1/2-2 +1	0-0/0-1 E	DNP (hand)	1-0/2-2 -1	0-0/0-1 -1
Vs. TOR	I.R. (knee)	1-1/0-1 +2	DNP	DNP (hand)	0-0/0-2 E	0-0/0-5 E
@ CAR	I.R. (knee)	0-0/0-1 E	0-0/0-2 -1	DNP (hand)	0-0/7-3 -1	0-0/0-1 E
Vs. CAR	I.R. (knee)	0-0/0-0 E	0-0/0-0 E	0-0/0-1 E	0-0/0-1 E	1-0/0-2 +1
@ ATL	I.R. (knee)	0-0/0-0 E	DNP	0-0/2-0 E	0-2/2-4 +2	2-0/0-3 +1
@ PIT	I.R. (knee)	0-0/2-1 -1	DNP	0-0/0-1 -1	0-0/0-4 E	0-0/0-3 -2
Vs. ATL	I.R. (knee)	0-3/0-1 +2	1-0/4-4 +1	0-0/0-0 E	1-0/0-4 E	1-1/0-5 +1
@ TB	I.R. (knee)	0-1/0-2 +1	0-0/0-4 E	0-0/0-0 E	0-0/0-0 -2	1-0/0-2 +1
@ FLA	I.R. (knee)	0-0/0-0 E	0-0/0-4 -1	0-1/9-2 -1	1-0/0-6 E	0-1/0-2 +1
Vs. BOS	I.R. (knee)	0-0/2-0 E	0-1/0-5 E	0-0/0-0 -1	0-0/0-1 E	0-0/0-0 E
Vs. WAS	I.R. (knee)	0-0/0-0 E	0-0/0-3 E	0-0/0-1 E	0-1/7-0 +1	1-0/0-3 E
Vs. PHI	I.R. (knee)	0-0/2-3 -1	DNP	0-0/0-1 E	0-0/2-3 E	0-1/0-4 -1

SABRES 2000-01 GAME-BY-GAME STATS

Date	Opponent	#93 GILMOUR	#35 NORONEN	#39 HASEK	#43 BIRON
10/5	Vs. CHI	0-2/0-1 +2	19-17-0/48:25	4-4-0/11:35	NOR
10/7	Vs. LA	0-2/2-2 E	22-19-0/59:57	INJ (knee)	NOR
10/13	@ EDM	0-1/0-3 E	DNP	37-34-0/58:44	NOR
10/14	@ VAN	0-0/2-2 E	DNP	32-28-0/60:00	NOR
10/17	@ MON	0-0/0-2 +1	DNP	30-26-0/59:59	NOR
10/20	Vs. ANA	0-1/0-1 +1	ROCH	19-17-0/63:35	NOR
10/21	@ DET	1-0/0-3 +1	ROCH	27-22-0/64:27	NOR
10/25	Vs. CAR	0-0/0-1 E	ROCH	31-30-0/59:57	NOR
10/27	Vs. TOR	0-0/0-1 E	ROCH	20-19-0/60:00	NOR
10/28	@ CHI	0-0/0-0 -1	ROCH	23-22-0/59:58	NOR
11/3	Vs. MTL	0-1/0-1 +1	ROCH	35-31-0/59:59	NOR
11/4	@ PHI	0-0/0-2 -1	ROCH	24-21-0/60:00	NOR
11/9	Vs. NYI	0-0/0-2 E	ROCH	22-22-0/60:00	ROCH
11/11	@ NJ	0-0/0-0 E	DNP	23-23-0/60:00	ROCH
11/13	Vs. CAL	0-0/0-1 E	ROCH	19-17-0/61:29	DNP
11/15	Vs. DAL	0-1/0-0 +1	ROCH	21-19-0/64:55	DNP
11/17	Vs. MIN	0-1/0-7 +1	ROCH	23-22-0/60:00	DNP
11/18	@ STL	0-0/0-0 -1	ROCH	DNP	38-35-1/59:39
11/22	Vs. PHI	0-0/2-0 E	ROCH	32-29-0/58:57	DNP
11/24	Vs. NYR	DNP (inj)	ROCH	26-24-0/60:00	DNP
11/25	@ MTL	DNP (inj)	ROCH	DNP	32-29-0/59:55
11/28	@ OTT	DNP (inj)	ROCH	29-27-0/58:51	DNP
12/1	Vs. PIT	DNP (I.R.)	ROCH	31-26-1/59:22	DNP
12/2	@ PIT	DNP (I.R.)	ROCH	24-22-0/60:00	DNP
12/5	@ MTL	DNP (I.R)	ROCH	DNP	32-30-0/60:00
12/7	Vs. NJ	DNP (I.R.)	ROCH	30-28-0/59:49	DNP
12/8	@ NYR	DNP (I.R.)	ROCH	27-22-0/59:48	DNP
12/12	@ BOS	DNP (I.R.)	ROCH	22-22-0/60:00	DNP
12/15	@ CAR	DNP (I.R.)	ROCH	21-18-0/40:24	4-2-0/17:47
12/16	Vs. FLA	0-0/4-1 E	ROCH	30-28-0/59:58	DNP
12/20	@ WAS	0-0/2-0 E	ROCH	DNP	32-30-0/65:00
12/21	Vs. WAS	0-0/0-5 -3	ROCH	28-25-0/58:36	DNP
12/23	Vs. SJ	1-0/0-1 E	ROCH	32-30-0/59:59	DNP
12/26	Vs. PIT	0-0/0-0 E	ROCH	16-13-0/22:07	18-16-0/37:32
12/29	Vs. OTT	0-1/0-0 E	ROCH	34-34-0/60:00	DNP
12/30	@ NYI	0-0/0-0 +1	ROCH	DNP	15-15-0/59:51
1/1	Vs. BOS	0-0/0-3 -1	ROCH	27-23-0/57:21	0-0-0/00:04
1/3	@ TOR	0-1/0-0 +1	ROCH	22-21-0/65:00	DNP
1/5	Vs. TOR	0-2/0-0 +1	ROCH	25-22-0/65:00	DNP
1/6	@ NAS	0-0/0-1 E	ROCH	DNP	29-29-0/60:00
1/9	@ SJ	0-0/0-0 E	ROCH	DNP	20-18-0/58:53
1/11	@ LA	0-1/2-0 +1	ROCH	30-27-0/59:05	DNP
1/12	@ ANA	0-0/0-0 E	ROCH	21-21-0/60:00	DNP
1/16	Vs. TAM	0-0/0-1 E	ROCH	41-40-0/60:00	DNP
1/19	Vs. FLA	0-0/2-0 +1	ROCH	21-21-0/60:00	DNP
1/20	@ TOR	0-0/10-1 -1	ROCH	40-38-0/59:05	DNP
1/23	Vs. CLB	0-0/0-1 -2	ROCH	18-16-0/58:45	DNP
1/26	Vs. BOS	0-0/10-1 E	ROCH	20-18-0/59:48	DNP
1/27	@ NYI	0-0/0-1 -1	ROCH	DNP	24-23-0/60:00
1/31	@ FLA	0-1/0-3 E	ROCH	25-20-0/60:00	DNP
2/1	@ TB	1-0/2-5 -2	ROCH	DNP	19-15-0/59:09
2/6	@ NYR	0-1/0-2 +1	ROCH	27-24-0/59:53	DNP
2/7	Vs. NYI	0-0/2-4 E	ROCH	31-30-0/60:42	DNP
2/10	@ OTT	0-0/0-0 E	ROCH	33-32-0/62:52	DNP
2/11	Vs. MTL	0-1/0-0 E	ROCH	30-26-0/59:14	DNP
2/13	@ ATL	0-2/0-4 +2	ROCH	DNP	36-31-0/59:04
2/15	Vs. ATL	0-0/0-2 E	ROCH	21-20-0/59:51	DNP
2/17	Vs. NJ	0-0/0-0 E	ROCH	33-32-0/59:52	DNP
2/19	Vs. OTT	0-0/0-1 E	ROCH	30-30-0/60:00	DNP
2/22	@ NJ	0-0/0-1 E	ROCH	24-24-0/59:57	DNP
2/23	Vs. PHO	0-2/0-1 E	ROCH	22-18-0/40:00	9-3-0/20:00
2/25	Vs. TB	1-1/2-2 -1	ROCH	26-22-0/59:51	DNP
2/27	@ OTT	0-2/0-0 E	ROCH	30-29-0/59:58	DNP
3/1	@ PHI	0-00-2 E	ROCH	31-29-0/58:48	DNP
3/3	@ COL	1-0/0-1 E	ROCH	DNP	35-33-0/62:08
3/4	@ DAL	0-0/0-1 -2	ROCH	17-13-0/59:57	DNP
3/6	@ BOS	0-0/0-0 E	ROCH	21-20-0/60:00	DNP
3/9	Vs. EDM	0-0/0-0 E	ROCH	29-25-0/60:00	DNP
3/14	Vs. NYR	0-1/2-0 E	ROCH	27-24-0/60:00	DNP
3/16	Vs. VAN	1-1/0-3 +1	ROCH	21-19-0/60:00	DNP
3/17	@ WAS	0-0/2-0 -1	ROCH	DNP	44-42-0/59:55
3/20	Vs. TOR	0-0/0-1 E	ROCH	16-16-0/59:53	DNP
3/21	@ CAR	0-0/0-0 E	ROCH	17-16-0/59:01	DNP
3/24	Vs. CAR	0-1/0-0 +2	ROCH	23-22-0/59:51	DNP
3/26	@ ATL	0-0/0-3 +2	ROCH	19-19-0/60:00	DNP
3/27	@ PIT	0-0/24-1 -1	ROCH	DNP	18-14-0/60:00
3/30	Vs. ATL	0-1/0-1 +1	ROCH	30-30-0/60:00	DNP
4/1	@ TB	0-1/0-0 E	ROCH	22-20-0/60:00	DNP
4/2	@ FLA	DNP	ROCH	20-17-0/60:00	DNP
4/4	Vs. BOS	1-0/0-3 E	ROCH	DNP	22-19-0/59:04
4/6	Vs. WAS	0-0/0-0 E	ROCH	42-41-0/60:00	DNP
4/8	Vs. PHI	0-1/0-5 -1	ROCH	17-15-0/59:32	DNP

SABRES 2000-01 SCORING BREAKDOWN

Player	Even-Strength G	A	TP	Power-Play G	A	TP	Short-Handed G	A	TP	Home GP	G	A	TP	PIM	+/-	Road GP	G	A	TPP	IM	+/-
Afinogenov	11	15	26	3	7	10	0	0	0	39	10	13	23	20	6	39	4	9	13	20	-5
Andreychuk	12	6	18	8	7	15	0	0	0	35	9	9	18	12	5	39	11	4	15	20	-5
Audette (Atl.)	18	25	43	13	14	27	1	0	1	32	11	25	36	32	-3	32	21	14	35	32	0
(Buf.)	1	3	4	1	3	4	0	0	0	6	1	4	5	4	1	6	1	2	3	8	0
(Total)	19	28	47	14	17	31	1	0	1	38	12	29	41	36	-2	38	22	16	38	40	0
Barnes	14	16	30	3	8	11	2	0	2	37	9	12	21	10	5	38	10	12	22	16	-7
Biron	0	0	0	0	0	0	0	0	0	4	0	0	0	0	0	14	0	0	0	0	0
Boulton	1	2	3	0	0	0	0	0	0	18	0	1	1	34	-3	17	1	1	2	60	2
Brown	7	19	26	2	2	4	1	1	2	36	3	15	18	14	10	34	7	7	14	20	5
Campbell	0	0	0	0	0	0	0	0	0	2	0	0	0	0	-2	6	0	0	0	2	0
Dumont	14	23	37	9	5	14	0	0	0	38	11	13	24	30	1	41	12	15	27	24	-1
Gilmour	3	20	23	4	11	15	0	0	0	38	4	21	25	26	4	33	3	10	13	44	-1
Gratton	14	12	26	5	9	14	0	0	0	41	10	10	10	46	-2	41	9	11	20	56	2
Hamel	6	3	9	1	0	1	1	0	1	19	6	2	8	13	1	22	2	1	3	9	-3
Hasek	0	2	2	0	1	1	0	0	0	39	0	1	1	14	0	28	0	2	2	8	0
Heinze (Cbj.)	8	13	21	14	7	21	0	0	0	31	14	11	25	14	-10	34	8	9	17	24	-9
(Buf.)	4	6	10	1	1	2	0	0	0	8	5	5	10	2	6	6	0	2	2	4	1
(Total)	12	19	31	15	8	23	0	0	0	39	19	16	35	18	-5	40	8	11	19	28	-8
Kalinin	2	12	14	2	6	8	0	0	0	40	3	11	14	20	7	39	1	7	8	18	-9
McKee	1	8	9	0	0	0	0	2	2	38	0	5	5	35	4	36	1	5	6	41	5
Noronen	0	0	0	0	0	0	0	0	0	2	0	0	0	0	0	0	0	0	0	0	0
Patrick	3	4	7	1	5	6	0	0	0	26	2	3	5	4	3	28	2	6	8	8	6
Rasmussen	11	18	29	1	1	2	0	0	0	41	7	11	18	14	1	41	5	8	13	37	-1
Ray	4	6	10	0	0	0	0	0	0	33	4	4	8	110	2	30	0	2	2	100	0
Satan	19	18	37	8	12	20	2	3	5	41	16	20	36	22	11	41	13	13	26	14	-6
Smehlik	3	8	11	0	2	2	0	2	2	28	2	5	7	2	2	28	1	7	8	2	4
Taylor	0	2	2	0	0	0	0	0	0	5	0	1	1	2	0	9	0	1	1	4	1
Tsyplakov	7	7	14	0	0	0	0	0	0	18	3	3	6	4	-2	18	4	4	8	6	4
Varada	8	19	27	2	2	4	0	0	0	39	7	9	16	61	-2	36	3	12	15	20	0
Warrener	3	12	15	0	3	3	0	1	1	39	2	7	9	47	6	38	1	9	10	31	4
Woolley	1	6	7	4	12	16	0	0	0	35	2	12	14	20	5	32	3	6	9	26	-5
Zhitnik	3	12	15	5	17	22	0	0	0	38	4	15	19	34	5	40	4	14	18	41	-10

Key: (Buffalo Totals Only)

Totals for Even-Strength, Power Play & Short-Handed: Goals-Assists-Points

Totals for Home & Road Games: Games Played-Goals-Assists-Points-Penalty Min-Plus/Minus

SABRES SCORING BY HALVES OF SEASON

	1ST HALF 2000-01 SEASON				2ND HALF 2000-01 SEASON				TOTALS FOR 2000-01 SEASON			
PLAYER	GP	G	A	PTS	GP	G	A	PTS	GP	G	A	PTS
Donald Audette	0	0	0	0	12	2	6	8	76	34	45	79
Miroslav Satan	41	13	17	30	41	16	16	32	82	29	33	62
Steve Heinze	0	0	0	0	14	5	7	12	79	27	27	54
J.P. Dumont	41	15	17	32	38	8	11	19	79	23	28	51
Stu Barnes	34	9	14	23	41	10	10	21	75	19	24	43
Chris Gratton	41	11	9	20	41	8	12	20	82	19	21	40
Doug Gilmour	31	2	14	16	40	5	17	22	71	7	31	38
Alexei Zhitnik	37	5	13	18	41	3	16	19	78	8	29	37
Maxim Afinogenov	41	8	14	22	37	6	8	14	78	14	22	36
Dave Andreychuk	40	8	7	15	34	12	6	18	74	20	13	33
Curtis Brown	33	4	12	16	37	6	10	16	70	10	22	32
Erik Rasmussen	41	7	6	13	41	5	13	18	82	12	19	31
Vaclav Varada	41	7	10	17	34	3	11	14	75	10	21	31
Jason Woolley	32	1	8	9	35	4	10	14	67	5	18	23
Dmitri Kalinin	41	2	11	13	38	2	7	9	79	4	18	22
Rhett Warrener	36	1	11	12	41	2	5	7	77	3	16	19
Richard Smehlik	39	2	11	13	17	1	1	2	56	3	12	15
Vladimir Tsyplakov	23	4	3	7	13	3	4	7	36	7	7	14
James Patrick	25	2	8	10	29	2	1	3	54	4	9	13
Denis Hamel	33	6	3	9	8	2	0	2	41	8	3	11
Jay McKee	36	0	4	4	38	1	6	7	74	1	10	11
Rob Ray	29	3	2	5	34	1	4	5	63	4	6	10
Eric Boulton	18	1	1	2	17	0	1	1	35	1	2	3
Dominik Hasek	33	0	2	2	34	0	1	1	67	0	3	3
Chris Taylor	4	0	0	0	10	0	2	2	14	0	2	2
Mika Noronen	2	0	0	0	0	0	0	0	2	0	0	0
Brian Campbell	1	0	0	0	7	0	0	0	8	0	0	0
Martin Biron	10	0	0	0	8	0	0	0	18	0	0	0

GOALTENDERS	GP	MIN	GA	GAA	GP	MIN	GA	GAA	GP	MIN	GA	GAA
Dominik Hasek	33	1890	76	2.41	34	2014	61	1.82	67	3904	137	2.11
Martin Biron	10	479	15	1.88	8	439	15	3.28	18	918	39	2.55
Mika Noronen	2	108	5	2.78	0	0	0	0	2	108	5	2.78

(BUFFALO TOTALS ONLY)

2000-01 SABRES REGUALR SEASON HIGHS/LOWS & STREAKS

TEAM SCORING

Most Goals Scored - Game	6 -	2/6 @ NY Rangers (6-3 W), 3/14 vs. NY Rangers (6-3 W)
Most Goals Scored - Period	3 -	10/7 vs. Los Angeles (2nd), 11/3 vs. Montreal (1st), 11/11 @ NJ (3rd) 11/17 vs. Minnesota (3rd), 12/1 vs. Pittsburgh (2nd) 12/7 vs. New Jersey (2nd), 12/23 vs. San Jose (1st), 12/26 vs. Pittsburgh, 2/6 @ NY Rangers (1st), 2/11 vs. Montreal (2nd) 2/17 vs. New Jersey (2nd), 2/27 @ Ottawa (2nd), 3/14 vs. NY Rangers (2nd)
Most Goals Allowed – Game	7 -	2/23 vs. Phoenix
Most Goals Allowed - Period	4 -	1/31 @ Florida (3rd)
Largest Margin of Victory	4 -	11/11 @ New Jersey (4-0), 1/12 @ Anaheim (4-0) 2/17 vs. New Jersey (5-1), 3/26 @ Atlanta (4-0), 3/30 vs. Atlanta (4-0)
Largest Margin of Defeat	4 -	10/14 @ Vancouver (4-0), 2/23 vs. Phoenix (7-3), 3/9 vs. Edmonton (4-0)
Most Power-Play Goals - Game	4 -	10/7 vs. Los Angeles
Most Power-Play Opportunities - Game	10 -	2/25 vs. Tampa Bay
Most Power-Play Goals Against - Game	3 -	10/17 @ Montreal, 10/21 @ Detroit
Most Power-Play Opportunities Against - Game	9 -	3/27 @ Pittsburgh

2000-01 SABRES REGUALR SEASON HIGHS/LOWS & STREAKS

SHOOTING

Most Shots Taken - Game	40 -	1/31 @ Florida
Most Shots Taken - Period	21 -	3/6 @ Boston (2nd)
Fewest Shots Taken - Game	15 -	11/3 vs. Montreal
Fewest Shots Taken - Period	1 -	4/1 @ Tampa Bay (1st)
Most Shots Allowed - Game	42 -	4/6 vs. Washington
Most Shots Allowed - Period	23 -	4/6 vs. Washington (3rd)
Fewest Shots Allowed - Game	15 -	12/30 @ NY Islanders
Fewest Shots Allowed - Period	2 -	10/20 vs. Anaheim (3rd, OT), 10/21 @ Detroit (OT), 10/28 @ Chicago (3rd), 11/13 vs. Calgary (3rd), 12/29 vs. Ottawa (1st), 3/27 @ Pittsburgh (3rd)

PENALTY MINUTES

Most Penalty Minutes - Game	61 -	3/27 @ Pittsburgh
Fewest Penalty Minutes - Game	0 -	12/7 vs. New Jersey
Most Opponent Penalty Minutes - Game	64 -	2/7 vs. NY Islanders
Fewest Opponent Penalty Minutes - Game	2 -	1/6 @ Nashville

TEAM STREAKS

Longest Winning Streak	4 -	10/26 vs. Carolina to 11/3 vs. Montreal 2/15 vs. Atlanta to 2/22 @ New Jersey 3/14 vs. NY Rangers to 3/20 vs. Toronto Maple Leafs
Longest Unbeaten Streak	5 -	11/9 vs. NY Islanders to 11/17 vs. Dallas (4-0-1)
Longest Losing Streak	3 -	10/13 @ Edmonton to 10/17 @ Montreal 1/20 @ Toronto to 1/26 vs. Boston
Longest Winless Streak	5 -	10/13 @ Edmonton to 10/21 @ Detroit (0-3-1-1)

INDIVIDUAL HIGHS FOR A GAME

Most Goals	3 -	J.P. Dumont 12/12 @ Boston, Steve Heinze 3/16 vs. Vancouver
Most Assists	3 -	Steve Heinze 3/30 vs. Atlanta
Most Points	4 -	Miroslav Satan (2+2) vs. New Jersey 2/17
Most Penalty Minutes	30 -	Rob Ray 1/1 vs. Boston
Most Shots	8 -	Miroslav Satan 10/5 vs. Chicago, Maxim Afinogenov 12/16 vs. Florida
Most Goals by Opponent	3 -	Ray Ferraro 1/13 @ Atlanta, Jeremy Roenick 2/23 vs. Phoenix
Most Assists by Opponent	5 -	Keith Tkachuk 2/23 vs. Phoenix
Most Points by Opponent	5 -	Keith Tkachuk 2/23 vs. Phoenix
Most Shots by Opponent	14 -	Peter Bondra 3/17 @ Washington

INDIVIDUAL STREAKS

Consecutive Games with Goals	4 -	Chris Gratton 1/6 to 1/12
Consecutive Games with Assists	5 -	Miroslav Satan 12/5 to 12/15
Consecutive Games with Points	7 -	Miroslav Satan (3+6=9) 12/1 to 12/115

INDIVIDUAL PERFORMANCES

Last Six-Point Game by a Sabre: Pat LaFontaine at Winnipeg 2/10/93
Last Five-Point Game by a Sabre: Miroslav Satan @ Ottawa 1/8/2000
Last Four-Point Game by a Sabre: Miroslav Satan vs. New Jersey 2/15/2001

2000-2001 TRANSACTIONS

JULY

July 12 - Signed (RW) Rob Ray to a one-year contract.
July 13 - Signed free agent (LW) Dave Andreychuk to a one-year contract.
July 20 - Agreed to terms with (D) Alexei Zhitnik on a one-year contract.
July 27 - The Rigas Family acquires full ownership of the Sabres from the Knox-Buffalo Group.

AUGUST

August 1 - Signed (D) Jason Woolley to a one-year contract.
August 23 - Signed (D) James Patrick to a one-year contract.

SEPTEMBER

September 7 - Signed (LW) Vladimir Tsyplakov to a one-year contract. Also signed (D) Jason Woolley to a multi-year contract extension.
September 8 - Signed (LW/C) Erik Rasmussen and (D) Jason Holland to one-year contracts. Hired Randy Cunneyworth as Head Coach of the Rochester Americans.
September 19 - Assigned the following players to Rochester (AHL): (RW) Craig Brunel, (RW) Bret DeCecco, (D) Doug Houda, (D) Mike Hurlbut, (D) Matt Kinch, (RW) Jaroslav Kristek, (C) Francois Methot, (LW) Andrew Peters, (G) Scott Stirling (LW) Darren Van Oene.
September 23 - Placed D James Patrick on Injured Reserve retroactive to Sept. 23
September 29 - Assigned the following players to Rochester (AHL): (RW) Jeremy Adduono, (G) Tom Askey, (LW) Barrett Heisten, (RW) Norm Milley and (C) Chris Taylor.

OCTOBER

October 6 - Placed G Dominik Hasek on Injured Reserve and signed G Peter Skudra off waivers.
October 9 - Placed D Jason Holland on waivers (assigned to Rochester)
October 10 - Sent G Peter Skudra to Rochester on a conditioning assignment.
October 18 – Assigned G Mika Noronen to Rochester and recalled G Peter Skudra from Rochester.

NOVEMBER

November 7 – Signed G Martin Biron to a multi-year contract and assigned him to Rochester.
November 11 – Placed G Peter Skudra on waivers and recalled G Mika Noronen from Rochester.
November 12 – Reassigned G Mika Noronen to Rochester and called up G Martin Biron from Rochester.
November 15 – Recalled C Chris Taylor from Rochester.
November 20 – Reassigned C Chris Taylor to Rochester.
November 24 – Placed D Rhett Warrener on Injured Reserve and called D Brian Campbell from Rochester.

DECEMBER

December 1 – Activated D Rhett Warrener from Injured Reserve and placed C Doug Gilmour on Injured Reserve retroactive to 11/22.
December 3 – Reassigned D Brian Campbell to Rochester.
December 16 – Activated C Doug Gilmour from Injured Reserve.

JANUARY

January 5 – Placed C Curtis Brown on Injured Reserve retro to December 23 and recalled C Chris Taylor from Rochester.
January 11 – Activated C Curtis Brown from Injured Reserve and reassigned C Chris Taylor to Rochester.
January 22 – Placed D Richard Smehlik on Injured Reserve (retroactive to 1/17) and recalled D Brian Campbell from Rochester.
January 30 – Reassigned D Brian Campbell to Rochester.

2000-2001 TRANSACTIONS

FEBRUARY

February 5 – Recalled C Chris Taylor from Rochester.
February 26 – Placed D Richard Smehlik on Injured Reserve (retroactive to 2/22) and recalled D Brian Campbell from Rochester.

MARCH

March 10 – Reassigned D Brian Campbell to Rochester
March 13 – Acquired RW Donald Audette from Atlanta for C Kamil Piros and a fourth-round pick in 2001 NHL Entry Draft and Steve Heinze from Columbus for a third-round pick in the 2001 NHL Entry Draft.
March 17 – Recalled D Brian Campbell from Rochester on emergency basis.
March 24 – Reassigned D Brian Campbell to Rochester.
March 27 - Recalled D Brian Campbell from Rochester on emergency basis.
March 28 - Reassigned D Brian Campbell to Rochester.

SABRES LAST TIME

LEADS AND DEFICITS

THE LAST TIME THE SABRES...

THE SABRES TRAILED BY TWO GOALS AND WON:
October 7, 2000 vs. Los Angeles (5-3)
THE SABRES TRAILED BY THREE GOALS AND WON:
October 17, 1998 at Montreal (4-3)
THE SABRES TRAILED BY FOUR GOALS AND WON:
January 21, 1989 at Boston (6-5 OT)

THE SABRES TRAILED BY FIVE GOALS AND WON:
February 25, 1983 vs. Boston (7-6)

THE SABRES LED BY TWO GOALS AND LOST:
February 11, 2000 vs. Montreal (4-3)
THE SABRES LED BY THREE GOALS AND LOST:
January 4, 2000 vs. Atlanta (5-4)
THE SABRES LED BY FOUR GOALS AND LOST:
March 12, 1987 at Calgary (10-4)
THE SABRES LED BY FIVE GOALS AND LOST:
Has never happened.

THE LAST TIME THE SABRES...

THE SABRES TRAILED BY TWO GOALS AND TIED:
October 20, 2000 vs. Anaheim (2-2)
THE SABRES TRAILED BY THREE GOALS AND TIED:
April 11, 1998 at Ottawa (4-4)
THE SABRES TRAILED BY FOUR GOALS AND TIED:
February 27, 1982 at Minnesota (5-5)

THE SABRES TRAILED BY FIVE GOALS AND TIED:
Has never happened

THE SABRES LED BY TWO GOALS AND TIED:
February 1, 2000 vs. Anaheim (2-2)
THE SABRES LED BY THREE GOALS AND TIED:
March 13, 1993 at Hartford (3-3)
THE SABRES LED BY FOUR GOALS AND TIED:
October 28, 1978 at St. Louis (7-7)
THE SABRES LED BY FIVE GOALS AND TIED:
Has never happened.

SABRES LAST TIME

THE LAST TIME THE SABRES...

WON A HOME GAME IN OVERTIME:
2/07/2001 vs. NY Islanders (Maxim Afinogenov)
LOST A HOME GAME IN OVERTIME:
4/7/2000 vs. Pittsburgh (Jaromir Jagr)

SHUT OUT AN OPPONENT AT HOME:
3/30/2001 vs. Atlanta (Dominik Hasek)
SHUT OUT OPPONENT ON THE ROAD:
2/26/2001 at Atlanta (4-0 by Dominik Hasek)

HAD TWO STRAIGHT SHUTOUTS:
2/19/2001 2-0 vs. Ottawa (Dominik Hasek) &
2/22/2001 1-0 at New Jersey (Dominik Hasek)

WON A 1-0 GAME AT HOME:
1/19/2001 vs. Florida (Dominik Hasek)
WON A 1-0 GAME ON THE ROAD:
2/22/2001 at New Jersey (Dominik Hasek)

TIED A GAME IN THE FINAL MINUTE:
10/20/2000 vs. Anaheim (Chris Gratton)

SCORED 10 OR MORE GOALS AT HOME:
2/24/93 vs. Detroit (10-7)
SCORED 10 OR MORE GOALS ON THE ROAD:
3/8/90 at Boston (10-4)

RECORDED 50 OR MORE SHOTS:
10/11/92 vs. Montreal (50)
ALLOWED 50 OR MORE SHOTS:
4/19/98 vs. Ottawa (51)

WON BY FIVE OR MORE GOALS:
HOME: 1/1/2000 (8-1 - Toronto)
ROAD: 4/6/2000 (5-0 - New Jersey)

LAST SCORELESS TIE AT HOME:
12/8/99 vs. Ottawa (Martin Biron/Ron Tugnutt)

HAD ONE PLAYER WITH A THREE-GOAL GAME:
HOME: 3/16/2001 vs. Vancouver (Steve Heinze)
ROAD: 12/12/2000 at Boston (J.P. Dumont)
SCORED TWO HAT TRICKS IN ONE GAME:
12/31/92 vs. N.Y. Rangers (Alexander Mogilny & Yuri Khmylev)

HAD A FOUR-GOAL GAME:
2/24/93 vs. Detroit (Alexander Mogilny)

HAD A FIVE-GOAL GAME:
2/6/86 at Boston (Dave Andreychuk)

SCORED A SHORT-HANDED GOAL:
4/2/2001 @ Florida (Curtis Brown)
SCORED A GOAL WHILE TWO MEN SHORT:
1/30/90 at Quebec (Phil Housley)
SCORED TWO SHORT-HANDED GOALS IN ONE GAME:
3/19/98 vs. Florida (Michael Peca, Alexei Zhitnik [2])

SCORED AN EMPTY NET GOAL:
HOME: 3/24/2001 vs. Carolina (Miroslav Satan)
ROAD: 3/6/2001 at Boston (Vladimir Tsyplakov)

SCORED ON A PENALTY SHOT:
10/9/99 at Atlanta (Miroslav Satan vs. Damian Rhodes)
HAD A PENALTY SHOT:
3/4/2000 at NY Islanders
(Miroslav Satan vs. Kevin Weekes)

THE LAST TIME THE SABRES...

WON A ROAD GAME IN OVERTIME:
3/3/2001 at Colorado (Stu Barnes)
LOST A ROAD GAME IN OVERTIME:
10/21/2000 at Detroit (Brendan Shanahan)

WERE SHUTOUT AT HOME:
3/9/2001 vs. Edmonton (Tommy Salo)
WERE SHUTOUT ON THE ROAD:
3/21/2001 @ Calrolina (Arturs Irbe)

WERE SHUTOUT IN TWO STRAIGHT GAMES:
2/3 & 2/4, 1990 (1-0 at Mtl. & 1-0 vs. N.Y. I.)

LOST A 1-0 GAME AT HOME:
10/23/98 vs. Washington (Olaf Kolzig)
LOST A 1-0 GAME ON THE ROAD:
1/29/2000 at Boston (Byron Dafoe)

ALLOWED THE TYING GOAL IN THE FINAL MINUTE:
3/15/2000 at San Jose (Vincent Damphousse)

ALLOWED 10 OR MORE GOALS AT HOME:
Has not happened
ALLOWED 10 OR MORE GOALS ON THE ROAD:
3/12/88 at Calgary (10-4)

RECORDED 20 OR MORE SHOTS IN A PERIOD:
3/6/2001 vs. Boston (21 – 2nd)
ALLOWED 20 OR MORE SHOTS IN A PERIOD:
2/13/2001 at Atlanta (21 – 2nd)

LOST BY FIVE OR MORE GOALS:
HOME: 12/28/99 (7-2 - Detroit)
ROAD: 10/26/97 (6-1 - Phoenix)

LAST SCORELESS TIE ON THE ROAD:
1/13/2000 at Boston (Martin Biron/Byron Dafoe)

ALLOWED A THREE-GOAL GAME:
HOME: 2/23/2001 vs. Phoenix (Jeremy Roenick)
ROAD: 2/13/2001 at Atlanta (Ray Ferraro)
ALLOWED TWO HAT TRICKS IN ONE GAME:
11/22/87 vs. Los Angeles (Bernie Nicholls & Bob Carpenter)

ALLOWED A FOUR-GOAL GAME BY OPPOSING PLAYER:
4/13/97 vs. Washington (Jaroslav Svejkovsky)
(Sabres have never allowed a five-goal game by an opposing player.)

ALLOWED A SHORT-HANDED GOAL:
2/25/2001 vs. Tampa Bay (Todd Warriner)
ALLOWED A GOAL WITH A TWO-MAN ADVANTAGE:
Has not happened in recent years
ALLOWED TWO SHORT-HANDED GOALS IN ONE GAME:
2/25/2001 vs. Tampa Bay (Nils Ekman & Todd Warriner)
* Occurred on same penalty (25 seconds apart)

ALLOWED AN EMPTY NET GOAL:
HOME: 3/31/2000 vs. Carolina Hurricanes (Sean Hill)
ROAD: 11/18/2000 at St. Louis (Pavol Demitra)

ALLOWED A GOAL ON A PENALTY SHOT:
3/4/2000 at NY Islanders (Olli Jokinen scored vs. Dominik Hasek)
STOPPED THE SHOOTER ON A PENALTY SHOT:
2/1/2001 @ Tampa Bay (Martin Biron stopped Mike Johnson)

2000-2001 REGULAR SEASON SCORES

NO.	DATE	OPP.	SCORE	W/L/T	RECORD	PP	PK	GOALIE	ATT.	GOALS BY UNIF. NO. (IN ORDER SCORED)
1.	10/5	Chicago	4-2	W	1-0-0	0-3	6-7	Hasek/Noronen	17,909	17,18,61,42
2.	10/7	Los Angeles	5-3	W	2-0-0	4-8	4-6	Noronen	14,325	25,17,41,52,25 (en)
3.	10/13	@ Edmonton	2-3	L	2-1-0	0-6	6-6	Hasek	13,002	37,52
4.	10/14	@ Vancouver	0-4	L	2-2-0	0-6	6-8	Hasek	15,145	
5.	10/17	@ Montreal	3-4	L	2-3-0	1-7	3-6	Hasek	19,513	41,44,41(sh)
6.	10/20	Anaheim	2-2	T	2-3-1	0-3	3-3	Hasek/Skudra	17,409	9,77(t)
7.	10/21	@ Detroit	4-5*	L	2-3-1-1	1-4	2-5	Hasek	19,995	18,41,93,37
8.	10/25	Carolina	4-1	W	3-3-1-1	1-3	2-2	Hasek	14,912	32,77,9,17
9.	10/27	Toronto	2-1	W	4-3-1-1	1-4	2-2	Hasek	18,960	77,9
10.	10/28	@ Chicago	3-1	W	5-3-1-1	1-4	5-5	Hasek	14,948	17,18,52
11.	11/3	Montreal	5-4	W	6-3-1-1	2-5	5-7	Hasek	17,666	29,44,45,18,77
12.	11/4	@ Philadelphia	0-3	L	6-4-1-1	0-2	1-1	Hasek	19,533	
13.	11/9	NY Islanders	3-0	W	7-4-1-1	2-5	4-4	Hasek	15,206	44,52,55
14.	11/11	@ New Jersey	4-0	W	8-4-1-1	1-3	4-4	Hasek	15,011	17,52,4,61
15.	11/13	Calgary	3-2*	W	9-4-1-1	2-7	1-3	Hasek	15,429	61,61,17
16.	11/15	Dallas	2-2	T	9-4-2-1	1-4	6-6	Hasek	17,106	37,77
17.	11/17	Minnesota	3-1	W	10-4-2-1	0-3	1-1	Hasek	16,590	55,41,61(en)
18.	11/18	@ St. Louis	1-4	L	10-5-2-1	1-4	3-3	Biron	19,921	25
19.	11/22	Philadelphia	1-3	L	10-6-2-1	0-2	5-6	Hasek	17,776	44
20.	11/24	NY Rangers	3-2	W	11-6-2-1	1-3	5-5	Hasek	18,690	77,41,5
21.	11/25	@ Montreal	5-3	W	12-6-2-1	0-2	7-7	Biron	21,273	29,17,26,41,81(en)
22.	11/28	@ Ottawa	1-3	L	12-7-2-1	1-3	4-4	Hasek	16,390	77
23.	12/1	Pittsburgh	4-6	L	12-8-2-1	1-6	1-1	Hasek	18,690	32,77,17,81
24.	12/2	@ Pittsburgh	3-2	W	13-8-2-1	1-8	3-3	Hasek	16,958	81,29,25
25.	12/5	@ Montreal	3-2	W	14-8-2-1	0-3	3-4	Biron	18,754	52,3,55
26.	12/7	New Jersey #	5-2	W	15-8-2-1	1-4	0-0	Hasek	16,193	77,37,41,25,9
27.	12/8	@ NY Rangers	2-5	L	15-9-2-1	0-4	3-4	Hasek	18,200	17,17
28.	12/12	@ Boston	3-0	W	16-9-2-1	1-5	6-6	Hasek	13,369	17,17,17(en)
29.	12/15	@ Carolina	2-5	L	16-10-2-1	2-8	2-3	Hasek/Biron	18,730	3,81,45
30.	12/16	Florida	3-2	W	17-10-2-1	0-4	4-4	Hasek	17,403	55,17,9
31.	12/20	@ Washington	2-2	T	17-10-3-1	0-4	4-5	Biron	13,508	9,81
32.	12/21	Washington	1-3	L	17-11-3-1	0-5	4-4	Hasek	18,690	32
33.	12/23	San Jose**	5-2	W	18-11-3-1	2-5	5-6	Hasek	17,441	81(sh),17,61,81,93
34.	12/26	Pittsburgh	3-5	L	18-12-3-1	0-5	3-4	Hasek/Biron	18,690	25,61,29
35.	12/29	Ottawa	2-0	W	19-12-3-1	0-5	3-3	Hasek	18,690	25,81
36.	12/30	@ NY Islanders	2-0	W	20-12-3-1	0-6	4-4	Biron	1,650	55(sh),9(en)
37.	1/1	Boston	3-4	L	20-13-3-1	2-8	3-3	Hasek	17,501	41,81,52
38.	1/3	@ Toronto	1-1	T	20-13-4-1	0-3	3-3	Hasek	19,368	61
39.	1/5	Toronto	3-3	T	20-13-5-1	1-2	2-3	Hasek	18,690	55,52,44(t)
40.	1/6	@ Nashville	2-0	W	21-13-5-1	0-1	4-4	Biron	17,113	77,41
41.	1/9	@ San Jose	1-2	L	21-14-5-1	0-7	5-5	Biron	17,496	77

Key: power-play goals underlined (sh) short-handed goal (en) empty net goal (t) game-tying goal

* - overtime decision
** - afternoon game
# - Rescheduled from game postponed on 12/6/2000 due to snow.

2000-2001 REGULAR SEASON SCORES

NO.	DATE	OPP.	SCORE	W/L/T	RECORD	PP	PK	GOALIE	ATT.	GOALS BY UNIF. NO. (IN ORDER SCORED)
42.	1/11	@ Los Angeles	2-3	L	21-15-5-1	0-3	1-2	Hasek	15,496	37,77
43.	1/12	@ Anaheim	4-0	W	22-15-5-1	0-5	2-2	Hasek	13,372	61,77,52,81
44.	1/16	Tampa Bay	3-1	W	23-15-5-1	0-6	4-4	Hasek	16,309	41,81,41(sh)
45.	1/19	Florida	1-0	W	24-15-5-1	0-4	1-1	Hasek	18,690	55
46.	1/20	@ Toronto	0-2	L	24-16-5-1	0-3	7-7	Hasek	19,360	
47.	1/23	Columbus	1-2	L	24-17-5-1	0-2	2-2	Hasek	17,803	9
48.	1/26	Boston	1-2	L	24-18-5-1	1-7	4-4	Hasek	18,690	55
49.	1/27	@ NY Islanders	2-1	W	25-18-5-1	1-4	3-3	Biron	14,248	52, 41
50.	1/31	@ Florida	2-5	L	25-19-5-1	0-4	3-3	Hasek	13,003	77,9
51.	2/1	@Tampa Bay	2-4	L	25-20-5-1	1-4	3-3	Biron	12,610	41,93
52.	2/6	@ NY Rangers	6-3	W	26-20-5-1	2-5	2-3	Hasek	18,200	17,74,42,41,52,81
53.	2/7	NY Islanders	2-1*	W	27-20-5-1	0-8	5-6	Hasek	18,690	41,61
54.	2/10	@ Ottawa	2-1*	W	28-20-5-1	0-2	1-1	Hasek	18,500	81,61
55.	2/11	Montreal	3-4	L	28-21-5-1	0-3	3-4	Hasek	18,690	45,52,25
56.	2/13	@ Atlanta	4-5	L	28-22-5-1	1-5	3-3	Biron	14,062	52,77,81,25
57.	2/15	Atlanta	3-1	W	29-22-5-1	0-4	5-5	Hasek	17,881	81,4,61
58.	2/17	New Jersey	5-1	W	30-22-5-1	2-6	3-4	Hasek	18,690	81(sh),32,81,61,5
59.	2/19	Ottawa	2-0	W	31-22-5-1	1-6	6-6	Hasek	18,690	17,81
60.	2/22	@ New Jersey	1-0	W	32-22-5-1	0-6	4-4	Hasek	6,203	52
61.	2/23	Phoenix	3-7	L	32-23-5-1	1-7	3-5	Hasek/Biron	18,690	41,37, 17
62.	2/25	Tampa Bay**	5-4	W	33-23-5-1	3-10	4-4	Hasek	18,690	52,93,81,28,52
63.	2/27	@ Ottawa	4-1	W	34-23-5-1	1-3	5-5	Hasek	17,178	9,17,17,29
64.	3/1	@ Philadelphia	0-2	L	34-24-5-1	0-3	3-3	Hasek	19,553	
65.	3/3	@ Colorado**	3-2*	W	35-24-5-1	1-1	3-4	Biron	18,007	37,93,41
66.	3/4	@ Dallas**	1-4	L	35-25-5-1	1-7	1-2	Hasek	17,001	17
67.	3/6	@ Boston	3-1	W	36-25-5-1	1-7	4-5	Hasek	14,889	37,5,29(en)
68.	3/9	Edmonton	0-4	L	36-26-5-1	0-4	5-5	Hasek	18,690	
69.	3/14	NY Rangers	6-3	W	37-26-5-1	2-6	5-7	Hasek	18,205	57,52,17,77,17,25(en)
70.	3/16	Vancouver	4-2	W	38-26-5-1	1-5	4-4	Hasek	18,690	57,93,57,57 (en)
71.	3/17	@ Washington	3-2	W	39-26-5-1	1-6	7-8	Biron	18,672	41,37, 77
72.	3/20	Toronto	3-0	W	40-26-5-1	0-4	3-3	Hasek	18,690	4,45,57
73.	3/21	@ Carolina	0-1	L	40-27-5-1	0-4	2-2	Hasek	12,899	
74.	3/24	Carolina	3-1	W	41-27-5-1	0-3	2-3	Hasek	18,690	41,9,81 (en)
75.	3/26	@ Atlanta	4-0	W	42-27-5-1	1-3	5-5	Hasek	13,500	28,44,81,81
76.	3/27	@ Pittsburgh	1-4	L	42-27-5-1	1-4	8-9	Biron	17,148	52
77.	3/30	Atlanta	4-0	W	43-27-5-1	1-3	5-5	Hasek	18,690	81,77,3,61
78.	4/1	@ Tampa Bay	4-2	W	44-27-5-1	2-6	4-4	Hasek	15,214	44,52,81,44 (en)
79.	4/2	@ Florida	5-3	W	45-28-5-1	1-2	6-6	Hasek	13,211	9,5,37(sh),5,77 (en)
80.	4/4	Boston	2-3	L	45-28-5-1	0-3	2-2	Biron	17,194	39,3
81.	4/6	Washington	2-1	W	46-28-5-1	1-6	1-2	Hasek	18,690	81,52
82.	4/8	Philadelphia**	1-2	L	46-29-5-1	1-5	3-3	Hasek	18,690	28

Key: power-play goals underlined (sh) short-handed goal (en) empty net goal (t) game-tying goal

* - overtime decision
** - afternoon game
# - Rescheduled from game postponed on 12/6/2000 due to snow.

Attendance Breakdown
Home (41 games) – 731,438 (17,840 average) 22 SELLOUTS
Away (41 games) – 652,003 (15,903 average)

2000-2001 REGULAR SEASON

MIGHTY DUCKS OF ANAHEIM VS. BUFFALO SABRES

Summary: Won- 1 Lost- 0 Tied- 1

At BUFFALO	Score		Attend.	Goaltenders	W/T Goal
Oct. 20, 2000	SABRES 2	MIGHTY DUCKS 2	17,409	HASEK, SKUDRA/ ROUSSEL	CHRIS GRATTON

At ANAHEIM	Score		Attend.	Goaltenders	W/T Goal
Jan. 12, 2001	SABRES 4	MIGHTY DUCKS 0	13,372	HASEK/ HEBERT	MAXIM AFINOGENOV

Goals by Period:	1st	2nd	3rd	OT	Total
SABRES	1	2	3	0	6
MIGHTY DUCKS	1	1	0	0	2

Shots by Period:	1st	2nd	3rd	OT	Total
SABRES	17	24	19	2	62
MIGHTY DUCKS	14	16	8	2	40

INDIVIDUAL SCORING

SABRES	GP	G	A	TP	+/-	PM	PP	SH	GW	GT	EN	S	Pctg
CHRIS GRATTON	2	2	0	2	4	0	0	0	0	1	0	8	25.0
ERIK RASMUSSEN	2	1	1	2	1	0	0	0	0	0	0	5	20.0
RHETT WARRENER	2	0	2	2	2	0	0	0	0	0	0	7	.0
M. AFINOGENOV	2	1	0	1	2	0	0	0	1	0	0	4	25.0
D. ANDREYCHUK	2	1	0	1		0	0	0	0	0	0	3	33.3
MIROSLAV SATAN	2	1	0	1	2	0	0	0	0	0	0	7	14.3
ALEXEI ZHITNIK	1	0	1	1	1	0	0	0	0	0	0	0	.0
STU BARNES	2	0	1	1	2	0	0	0	0	0	0	5	.0
ERIC BOULTON	2	0	1	1		5	0	0	0	0	0	0	.0
CURTIS BROWN	2	0	1	1		0	0	0	0	0	0	5	.0
J.P. DUMONT	2	0	1	1	2	0	0	0	0	0	0	4	.0
DOUG GILMOUR	2	0	1	1	1	0	0	0	0	0	0	1	.0
VACLAV VARADA	2	0	1	1	1	2	0	0	0	0	0	2	.0
DENIS HAMEL	1	0	0	0		5	0	0	0	0	0	1	.0
JAMES PATRICK	1	0	0	0		0	0	0	0	0	0	3	.0
ROB RAY	1	0	0	0	1-	0	0	0	0	0	0	0	.0
DMITRI KALININ	2	0	0	0		0	0	0	0	0	0	3	.0
JAY MCKEE	2	0	0	0	2	2	0	0	0	0	0	1	.0
RICHARD SMEHLIK	2	0	0	0	1	2	0	0	0	0	0	3	.0
JASON WOOLLEY	2	0	0	0	1	2	0	0	0	0	0	0	.0

Power-play:	0-8	0%
Penalty killing:	5-5	100%

MIGHTY DUCKS	GP	G	A	TP	+/-	PM	PP	SH	GW	GT	EN	S	Pctg
VITALY VISHNEVSKI	2	0	2	2	1	0	0	0	0	0	0	3	.0
PAUL KARIYA	1	1	0	1	1-	0	0	0	0	0	0	3	33.3
TONY HRKAC	2	1	0	1	1	2	0	0	0	0	0	1	100.0
DAN BYLSMA	2	0	1	1	1-	2	0	0	0	0	0	2	.0
TEEMU SELANNE	2	0	1	1	2-	0	0	0	0	0	0	3	.0
M. CHOUINARD	1	0	0	0		0	0	0	0	0	0	1	.0
MIKE CROWLEY	1	-0	0	0	1-	0	0	0	0	0	0	0	.0
MIKE LECLERC	1	0	0	0		0	0	0	0	0	0	0	.0
JASON MARSHALL	1	0	0	0	1-	5	0	0	0	0	0	0	.0
ANDREI NAZAROV	1	0	0	0		0	0	0	0	0	0	0	.0
S. PAHLSSON	1	0	0	0	2-	0	0	0	0	0	0	0	.0
J.RONNQVIST	1	0	0	0		0	0	0	0	0	0	0	.0
STEVE RUCCHIN	1	0	0	0	1-	0	0	0	0	0	0	0	.0
PETR TENKRAT	1	0	0	0		0	0	0	0	0	0	2	.0
GERMAN TITOV	1	0	0	0		0	0	0	0	0	0	2	.0
PATRICK TRAVERSE	1	0	0	0		0	0	0	0	0	0	1	.0
PASCAL TREPANIER	1	0	0	0	1-	0	0	0	0	0	0	0	.0
PAVEL TRNKA	1	0	0	0	2-	2	0	0	0	0	0	1	.0
MATT CULLEN	2	0	0	0	2-	0	0	0	0	0	0	3	.0
JIM CUMMINS	2	0	0	0	1	15	0	0	0	0	0	0	.0
NICLAS HAVELID	2	0	0	0	1-	6	0	0	0	0	0	0	.0
LADISLAV KOHN	2	0	0	0	2-	0	0	0	0	0	0	5	.0
MARTY MCINNIS	2	0	0	0	3-	2	0	0	0	0	0	6	.0
RUSLAN SALEI	2	0	0	0	1-	0	0	0	0	0	0	1	.0
OLEG TVERDOVSKY	2	0	0	0	2-	2	0	0	0	0	0	6	.0

Power-play:	0-5	0%
Penalty killing:	8-18	100%

GOALTENDING

SABRES	GP	MIN	GA	Avg	EN	SO	W	L	T	Shots	Save%
DOMINIK HASEK	2	124	2	1.0	0	1	1	0	1	40	.950
PETER SKUDRA	1	0	0	.0	0	0	0	0	0	0	.000

MIGHTY DUCKS	GP	MIN	GA	Avg	EN	SO	W	L	T	Shots	Save%
D. ROUSSEL	1	65	2	1.8	0	0	0	0	1	36	.944
GUY HEBERT	1	60	4	4.0	0	0	0	1	0	26	.846

ATLANTA THRASHERS VS. BUFFALO SABRES

Summary: Won- 3 Lost- 1 Tied- 0

At BUFFALO	Score			Attend.	Goaltenders	W/T Goal
Feb. 15, 2001	SABRES 3	THRASHERS 1		17,881	HASEK/ RHODES	RHETT WARRENER
Mar. 30, 2001	SABRES 4	THRASHERS 0		18,690	HASEK/ MARACLE	MIROSLAV SATAN
At ATLANTA	**Score**			**Attend.**	**Goaltenders**	**W/T Goal**
Feb. 13, 2001	SABRES 4	THRASHERS 5		14,062	BIRON/ RHODES	HNAT DOMENICHELLI
Mar. 26, 2001	SABRES 4	THRASHERS 0		13,500	HASEK/ HNILICKA	DONALD AUDETTE

Goals by Period:	1st	2nd	3rd	OT	Total
SABRES	6	4	5	0	15
THRASHERS	2	2	2	0	6

Shots by Period:	1st	2nd	3rd	OT	Total
SABRES	46	50	31	0	127
THRASHERS	32	41	33	0	105

INDIVIDUAL SCORING

SABRES	GP	G	A	TP	+/-	PM	PP	SH	GW	GT	EN	S	Pctg
MIROSLAV SATAN	4	5	3	8	1	0	2	0	1	0	0	14	35.7
M. AFINOGENOV	3	2	2	4	3	6	0	0	0	0	0	6	33.3
CHRIS GRATTON	4	2	2	4	4	4	1	0	0	0	0	14	14.3
VACLAV VARADA	4	1	2	3	1	2	0	0	0	0	0	5	20.0
ALEXEI ZHITNIK	4	1	2	3	4	11	0	0	0	0	0	12	8.3
STEVE HEINZE	2	0	3	3	2	0	0	0	0	0	0	1	.0
STU BARNES	4	0	3	3		2	0	0	0	0	0	9	.0
DOUG GILMOUR	4	0	3	3	5	0	0	0	0	0	0	10	.0
ERIK RASMUSSEN	4	0	3	3		2	0	0	0	0	0	7	.0
DONALD AUDETTE	2	1	1	2	2	4	0	0	1	0	0	8	12.5
JAMES PATRICK	3	1	0	1	4	2	0	0	0	0	0	2	50.0
D. ANDREYCHUK	4	1	0	1	1-	0	0	0	0	0	0	5	20.0
RHETT WARRENER	4	1	0	1	1-	7	0	0	1	0	0	6	16.7
V. TSYPLAKOV	1	0	1	1	1	0	0	0	0	0	0	0	.0
JAY MCKEE	4	0	1	1	1-	2	0	0	0	0	0	3	.0
ERIC BOULTON	1	0	0	0		5	0	0	0	0	0	1	.0
CHRIS TAYLOR	1	0	0	0	1	0	0	0	0	0	0	3	.0
J.P. DUMONT	2	0	0	0	2-	0	0	0	0	0	0	5	.0
RICHARD SMEHLIK	2	0	0	0		0	0	0	0	0	0	1	.0
JASON WOOLLEY	3	0	0	0	3	0	0	0	0	0	0	2	.0
CURTIS BROWN	4	0	0	0	2	4	0	0	0	0	0	5	.0
DMITRI KALININ	4	0	0	0	3	2	0	0	0	0	0	6	.0
ROB RAY	4	0	0	0	1-	20	0	0	0	0	0	2	.0

Power-play: 3-85 20.0%
Penalty killing: 18-18 100%

THRASHERS	GP	G	A	TP	+/-	PM	PP	SH	GW	GT	EN	S	Pctg
RAY FERRARO	4	3	0	3		0	0	0	0	0	0	11	27.3
JIRI SLEGR	3	0	3	3	2-	2	0	0	0	0	0	8	.0
H. DOMENICHELLI	4	2	0	2		0	0	0	1	0	0	8	25.0
SHEAN DONOVAN	3	0	2	2	1-	2	0	0	0	0	0	2	.0
JEFF ODGERS	4	1	0	1	2-	17	0	0	0	0	0	3	33.3
DONALD AUDETTE	2	0	1	1	2	0	0	0	0	0	0	5	.0
A. BRUNETTE	4	0	1	1	1-	0	0	0	0	0	0	3	.0
TOMI KALLIO	4	0	1	1	3-	0	0	0	0	0	0	12	.0
PATRIK STEFAN	4	0	1	1	2-	0	0	0	0	0	0	6	.0
F. KABERLE	1	0	0	0	2-	0	0	0	0	0	0	2	.0
A. SKOPINTSEV	1	0	0	0	2-	0	0	0	0	0	0	1	.0
CHRIS JOSEPH	2	0	0	0	1-	4	0	0	0	0	0	0	.0
A. KARLSSON	2	0	0	0	1-	2	0	0	0	0	0	1	.0
GORD MURPHY	2	0	0	0	3-	4	0	0	0	0	0	2	.0
H. VASILJEVS	2	0	0	0	3-	2	0	0	0	0	0	1	.0
DAVID HARLOCK	3	0	0	0	1	4	0	0	0	0	0	0	.0
DENNY LAMBERT	3	0	0	0	1-	17	0	0	0	0	0	2	.0
BRETT CLARK	4	0	0	0	1	0	0	0	0	0	0	0	.0
STEPHEN GUOLLA	4	0	0	0	3-	0	0	0	0	0	0	7	.0
LADISLAV KOHN	4	0	0	0	2-	7	0	0	0	0	0	4	.0
STEVE STAIOS	4	0	0	0		2	0	0	0	0	0	13	.0
PER SVARTVADET	4	0	0	0	1-	2	0	0	0	0	0	4	.0
CHRIS TAMER	4	0	0	0	4-	2	0	0	0	0	0	11	.0

Power-play: 0-18 0%
Penalty killing: 12-15 80.0%

GOALTENDING

SABRES	GP	MIN	GA	Avg	EN	SO	W	L	T	Shots	Save%
MARTIN BIRON	1	59	5	5.1	0	0	0	1	0	36	.861
DOMINIK HASEK	3	180	1	.3	0	2	3	0	0	70	.986

THRASHERS	GP	MIN	GA	Avg	EN	SO	W	L	T	Shots	Save%
DAMIAN RHODES	2	120	7	3.5	0	0	1	1	0	68	.897
MILAN HNILICKA	1	60	4	4.0	0	0	0	1	0	31	.871
NORM MARACLE	1	60	4	4.0	0	0	0	1	0	28	.857

BOSTON BRUINS VS. BUFFALO SABRES

Summary: Won- 2 Lost- 3 Tied- 0

At BUFFALO	Score			Attend.	Goaltenders	W/T Goal
Jan. 1, 2001	SABRES 3	BRUINS 4		17,501	HASEK, BIRON/ DAFOE	SERGEI SAMSONOV
Jan. 26, 2001	SABRES 1	BRUINS 2		18,690	HASEK/ DAFOE	MIKKO ELORANTA
April 4, 2001	SABRES 2	BRUINS 3		17,194	BIRON/ DAFOE	JASON ALLISON
At BOSTON	**Score**			**Attend.**	**Goaltenders**	**W/T Goal**
Dec. 12, 2000	SABRES 3	BRUINS 0		13,369	HASEK/ SKUDRA, RAYCROFT	J.P. DUMONT
March 6, 2001	SABRES 3	BRUINS 1		14,889	HASEK/ GRAHAME	JASON WOOLLEY

Goals by Period:	1st	2nd	3rd	OT	Total
SABRES	0	5	7	0	12
BRUINS	2	3	5	0	10

Shots by Period:	1st	2nd	3rd	OT	Total
SABRES	42	63	48	0	153
BRUINS	44	30	38	0	112

INDIVIDUAL SCORING

SABRES	GP	G	A	TP	+/-	PM	PP	SH	GW	GT	EN	S	Pctg
J.P. DUMONT	5	3	3	6	2	0	1	0	1	0	1	20	15.0
STU BARNES	5	1	3	4	1-	0	0	0	0	0	0	19	5.3
MIROSLAV SATAN	5	1	3	4		2	1	0	0	0	0	14	7.1
JASON WOOLLEY	5	1	2	3	2-	2	1	0	1	0	0	5	20.0
M. AFINOGENOV	5	0	3	3	2-	0	0	0	0	0	0	13	.0
D. ANDREYCHUK	4	1	1	2		2	1	0	0	0	0	8	12.5
RHETT WARRENER	5	0	2	2	2	7	0	0	0	0	0	9	.0
V. TSYPLAKOV	2	1	0	1	1-	0	0	0	0	0	1	3	33.3
DENIS HAMEL	3	1	0	1	3-	0	1	0	0	0	0	5	20.0
JAMES PATRICK	3	1	0	1	1-	0	0	0	0	0	0	2	50.0
CURTIS BROWN	4	1	0	1	3	6	0	0	0	0	0	11	9.1
DOUG GILMOUR	4	1	0	1	1-	10	0	0	0	0	0	7	14.3
DONALD AUDETTE	1	0	1	1	1-	0	0	0	0	0	0	1	.0
CHRIS TAYLOR	1	0	1	1	1	2	0	0	0	0	0	1	.0
RICHARD SMEHLIK	2	0	1	1		0	0	0	0	0	0	1	.0
VACLAV VARADA	4	0	1	1		14	0	0	0	0	0	3	.0
JAY MCKEE	5	0	1	1		4	0	0	0	0	0	4	.0
ERIK RASMUSSEN	5	0	1	1		6	0	0	0	0	0	7	.0
BRIAN CAMPBELL	1	0	0	0		0	0	0	0	0	0	1	.0
STEVE HEINZE	1	0	0	0		2	0	0	0	0	0	1	.0
ERIC BOULTON	2	0	0	0		5	0	0	0	0	0	0	.0
DMITRI KALININ	4	0	0	0		0	0	0	0	0	0	3	.0
ROB RAY	4	0	0	0	1-	32	0	0	0	0	0	2	.0
CHRIS GRATTON	5	0	0	0	3-	15	0	0	0	0	0	6	.0
ALEXEI ZHITNIK	5	0	0	0	2-	4	0	0	0	0	0	7	.0

Power-play: 5-30 16.7%
Penalty killing: 19-20 95.0%

BRUINS	GP	G	A	TP	+/-	PM	PP	SH	GW	GT	EN	S	Pctg
BILL GUERIN	5	0	4	4	4-	10	0	0	0	0	0	13	.0
MIKKO ELORANTA	3	3	0	3	3	0	0	0	1	0	0	6	50.0
JASON ALLISON	5	2	1	3	4-	4	1	0	1	0	0	9	22.2
S. SAMSONOV	5	2	1	3	1-	0	0	0	1	0	0	8	25.0
A. KOVALENKO	5	0	3	3	4	2	0	0	0	0	0	5	.0
P.J. AXELSSON	5	1	1	2		2	0	0	0	0	0	9	11.1
DARREN VAN IMPE	2	1	0	1	1	2	0	0	0	0	0	2	50.0
BRIAN ROLSTON	5	1	0	1	1-	0	0	0	0	0	0	17	5.9
JONATHAN GIRARD	3	0	1	1	1-	2	0	0	0	0	0	1	.0
KYLE MCLAREN	4	0	1	1	2	2	0	0	0	0	0	2	.0
MIKE KNUBLE	5	0	1	1	3	0	0	0	0	0	0	4	.0
JOE THORNTON	5	0	1	1	1	20	0	0	0	0	0	6	.0
LEE GOREN	1	0	0	0		0	0	0	0	0	0	0	.0
JAY HENDERSON	1	0	0	0		0	0	0	0	0	0	1	.0
ERIC MANLOW	1	0	0	0		0	0	0	0	0	0	0	.0
CAMERON MANN	1	0	0	0		0	0	0	0	0	0	0	.0
SHAWN BATES	2	0	0	0	1	4	0	0	0	0	0	2	.0
KEN BELANGER	2	0	0	0		4	0	0	0	0	0	0	.0
ERIC WEINRICH	2	0	0	0		2	0	0	0	0	0	1	.0
PETER POPOVIC	3	0	0	0	1	8	0	0	0	0	0	1	.0
PATRICK TRAVERSE	3	0	0	0	1-	0	0	0	0	0	0	6	.0
JARNO KULTANEN	4	0	0	0	1	2	0	0	0	0	0	4	.0
DON SWEENEY	4	0	0	0		2	0	0	0	0	0	2	.0
DIXON WARD	4	0	0	0		4	0	0	0	0	0	5	.0
HAL GILL	5	0	0	0	2	0	0	0	0	0	0	4	.0
ANDREI NAZAROV	5	0	0	0	1	7	0	0	0	0	0	4	.0

Power-play: 1-20 5.0%
Penalty killing: 25-30 83.3%

GOALTENDING

SABRES	GP	MIN	GA	Avg	EN	SO	W	L	T	Shots	Save%
DOMINIK HASEK	4	237	7	1.8	0	1	2	2	0	90	.922
MARTIN BIRON	2	59	3	3.1	0	0	0	1	0	22	.864

BRUINS	GP	MIN	GA	Avg	EN	SO	W	L	T	Shots	Save%
PETER SKUDRA	1	42	2	2.9	0	0	0	1	0	23	.913
A. RAYCROFT	1	18	0	.0	1	0	0	0	0	6	1.000
BYRON DAFOE	3	180	6	2.0	0	0	3	0	0	93	.935
JOHN GRAHAME	1	59	2	2.0	1	0	0	1	0	29	.931

ATLANTA THRASHERS VS. BUFFALO SABRES

Summary: Won- 3 Lost- 1 Tied- 0

At BUFFALO	Score			Attend.	Goaltenders	W/T Goal
Feb. 15, 2001	SABRES 3	THRASHERS 1		17,881	HASEK/ RHODES	RHETT WARRENER
Mar. 30, 2001	SABRES 4	THRASHERS 0		18,690	HASEK/ MARACLE	MIROSLAV SATAN
At ATLANTA	**Score**			**Attend.**	**Goaltenders**	**W/T Goal**
Feb. 13, 2001	SABRES 4	THRASHERS 5		14,062	BIRON/ RHODES	HNAT DOMENICHELLI
Mar. 26, 2001	SABRES 4	THRASHERS 0		13,500	HASEK/ HNILICKA	DONALD AUDETTE

Goals by Period:	1st	2nd	3rd	OT	Total
SABRES	6	4	5	0	15
THRASHERS	2	2	2	0	6

Shots by Period:	1st	2nd	3rd	OT	Total
SABRES	46	50	31	0	127
THRASHERS	32	41	33	0	105

INDIVIDUAL SCORING

SABRES	GP	G	A	TP	+/-	PM	PP	SH	GW	GT	EN	S	Pctg
MIROSLAV SATAN	4	5	3	8	1	0	2	0	1	0	0	14	35.7
M. AFINOGENOV	3	2	2	4	3	6	0	0	0	0	0	6	33.3
CHRIS GRATTON	4	2	2	4	4	4	1	0	0	0	0	14	14.3
VACLAV VARADA	4	1	2	3	1	2	0	0	0	0	0	5	20.0
ALEXEI ZHITNIK	4	1	2	3	4	11	0	0	0	0	0	12	8.3
STEVE HEINZE	2	0	3	3	2	0	0	0	0	0	0	1	.0
STU BARNES	4	0	3	3		2	0	0	0	0	0	9	.0
DOUG GILMOUR	4	0	3	3	5	0	0	0	0	0	0	10	.0
ERIK RASMUSSEN	4	0	3	3		2	0	0	0	0	0	7	.0
DONALD AUDETTE	2	1	1	2	2	4	0	0	1	0	0	8	12.5
JAMES PATRICK	3	1	0	1	4	2	0	0	0	0	0	2	50.0
D. ANDREYCHUK	4	1	0	1	1-	0	0	0	0	0	0	5	20.0
RHETT WARRENER	4	1	0	1	1-	7	0	0	1	0	0	6	16.7
V. TSYPLAKOV	1	0	1	1	1	0	0	0	0	0	0	0	.0
JAY MCKEE	4	0	1	1	1-	2	0	0	0	0	0	3	.0
ERIC BOULTON	1	0	0	0		5	0	0	0	0	0	1	.0
CHRIS TAYLOR	1	0	0	0	1	0	0	0	0	0	0	3	.0
J.P. DUMONT	2	0	0	0	2-	0	0	0	0	0	0	5	.0
RICHARD SMEHLIK	2	0	0	0		0	0	0	0	0	0	1	.0
JASON WOOLLEY	3	0	0	0	3	0	0	0	0	0	0	2	.0
CURTIS BROWN	4	0	0	0	2	4	0	0	0	0	0	5	.0
DMITRI KALININ	4	0	0	0	3	2	0	0	0	0	0	6	.0
ROB RAY	4	0	0	0	1-	20	0	0	0	0	0	2	.0

Power-play: 3-85 20.0%
Penalty killing: 18-18 100%

THRASHERS	GP	G	A	TP	+/-	PM	PP	SH	GW	GT	EN	S	Pctg
RAY FERRARO	4	3	0	3		0	0	0	0	0	0	11	27.3
JIRI SLEGR	3	0	3	3	2-	2	0	0	0	0	0	8	.0
H. DOMENICHELLI	4	2	0	2		0	0	0	1	0	0	8	25.0
SHEAN DONOVAN	3	0	2	2	1-	2	0	0	0	0	0	2	.0
JEFF ODGERS	4	1	0	1	2-	17	0	0	0	0	0	3	33.3
DONALD AUDETTE	2	0	1	1	2	0	0	0	0	0	0	5	.0
A. BRUNETTE	4	0	1	1	1-	0	0	0	0	0	0	3	.0
TOMI KALLIO	4	0	1	1	3-	0	0	0	0	0	0	12	.0
PATRIK STEFAN	4	0	1	1	2-	0	0	0	0	0	0	6	.0
F. KABERLE	1	0	0	0	2-	0	0	0	0	0	0	2	.0
A. SKOPINTSEV	1	0	0	0	2-	0	0	0	0	0	0	1	.0
CHRIS JOSEPH	2	0	0	0	1-	4	0	0	0	0	0	0	.0
A. KARLSSON	2	0	0	0	1-	2	0	0	0	0	0	1	.0
GORD MURPHY	2	0	0	0	3-	4	0	0	0	0	0	2	.0
H. VASILJEVS	2	0	0	0	3-	2	0	0	0	0	0	1	.0
DAVID HARLOCK	3	0	0	0	1	4	0	0	0	0	0	0	.0
DENNY LAMBERT	3	0	0	0	1-	17	0	0	0	0	0	2	.0
BRETT CLARK	4	0	0	0	1	0	0	0	0	0	0	5	.0
STEPHEN GUOLLA	4	0	0	0	3-	0	0	0	0	0	0	7	.0
LADISLAV KOHN	4	0	0	0	2-	7	0	0	0	0	0	4	.0
STEVE STAIOS	4	0	0	0		2	0	0	0	0	0	13	.0
PER SVARTVADET	4	0	0	0	1-	2	0	0	0	0	0	4	.0
CHRIS TAMER	4	0	0	0	4-	2	0	0	0	0	0	11	.0

Power-play: 0-18 0%
Penalty killing: 12-15 80.0%

GOALTENDING

SABRES	GP	MIN	GA	Avg	EN	SO	W	L	T	Shots	Save%
MARTIN BIRON	1	59	5	5.1	0	0	0	1	0	36	.861
DOMINIK HASEK	3	180	1	.3	0	2	3	0	0	70	.986

THRASHERS	GP	MIN	GA	Avg	EN	SO	W	L	T	Shots	Save%
DAMIAN RHODES	2	120	7	3.5	0	0	1	1	0	68	.897
MILAN HNILICKA	1	60	4	4.0	0	0	0	1	0	31	.871
NORM MARACLE	1	60	4	4.0	0	0	0	1	0	28	.857

BOSTON BRUINS VS. BUFFALO SABRES

Summary: Won- 2 Lost- 3 Tied- 0

At BUFFALO	Score			Attend.	Goaltenders	W/T Goal
Jan. 1, 2001	SABRES 3	BRUINS 4		17,501	HASEK, BIRON/ DAFOE	SERGEI SAMSONOV
Jan. 26, 2001	SABRES 1	BRUINS 2		18,690	HASEK/ DAFOE	MIKKO ELORANTA
April 4, 2001	SABRES 2	BRUINS 3		17,194	BIRON/ DAFOE	JASON ALLISON
At BOSTON	**Score**			**Attend.**	**Goaltenders**	**W/T Goal**
Dec. 12, 2000	SABRES 3	BRUINS 0		13,369	HASEK/ SKUDRA, RAYCROFT	J.P. DUMONT
March 6, 2001	SABRES 3	BRUINS 1		14,889	HASEK/ GRAHAME	JASON WOOLLEY

Goals by Period:	1st	2nd	3rd	OT	Total
SABRES	0	5	7	0	12
BRUINS	2	3	5	0	10

Shots by Period:	1st	2nd	3rd	OT	Total
SABRES	42	63	48	0	153
BRUINS	44	30	38	0	112

INDIVIDUAL SCORING

SABRES	GP	G	A	TP	+/-	PM	PP	SH	GW	GT	EN	S	Pctg
J.P. DUMONT	5	3	3	6	2	0	1	0	1	0	1	20	15.0
STU BARNES	5	1	3	4	1-	0	0	0	0	0	0	19	5.3
MIROSLAV SATAN	5	1	3	4		2	1	0	0	0	0	14	7.1
JASON WOOLLEY	5	1	2	3	2-	2	1	0	1	0	0	5	20.0
M. AFINOGENOV	5	0	3	3	2-	0	0	0	0	0	0	13	.0
D. ANDREYCHUK	4	1	1	2		2	1	0	0	0	0	8	12.5
RHETT WARRENER	5	0	2	2	2	7	0	0	0	0	0	9	.0
V. TSYPLAKOV	2	1	0	1	1-	0	0	0	0	0	1	3	33.3
DENIS HAMEL	3	1	0	1	3-	0	1	0	0	0	0	5	20.0
JAMES PATRICK	3	1	0	1	1-	0	0	0	0	0	0	2	50.0
CURTIS BROWN	4	1	0	1	3	6	0	0	0	0	0	11	9.1
DOUG GILMOUR	4	1	0	1	1-	10	0	0	0	0	0	7	14.3
DONALD AUDETTE	1	0	1	1	1-	0	0	0	0	0	0	1	.0
CHRIS TAYLOR	1	0	1	1	1	2	0	0	0	0	0	1	.0
RICHARD SMEHLIK	2	0	1	1		0	0	0	0	0	0	1	.0
VACLAV VARADA	4	0	1	1		14	0	0	0	0	0	3	.0
JAY MCKEE	5	0	1	1		4	0	0	0	0	0	4	.0
ERIK RASMUSSEN	5	0	1	1		6	0	0	0	0	0	7	.0
BRIAN CAMPBELL	1	0	0	0		0	0	0	0	0	0	1	.0
STEVE HEINZE	1	0	0	0		2	0	0	0	0	0	1	.0
ERIC BOULTON	2	0	0	0		5	0	0	0	0	0	0	.0
DMITRI KALININ	4	0	0	0		0	0	0	0	0	0	3	.0
ROB RAY	4	0	0	0	1-	32	0	0	0	0	0	2	.0
CHRIS GRATTON	5	0	0	0	3-	15	0	0	0	0	0	6	.0
ALEXEI ZHITNIK	5	0	0	0	2-	4	0	0	0	0	0	7	.0

Power-play: 5-30 16.7%
Penalty killing: 19-20 95.0%

BRUINS	GP	G	A	TP	+/-	PM	PP	SH	GW	GT	EN	S	Pctg
BILL GUERIN	5	0	4	4	4-	10	0	0	0	0	0	13	.0
MIKKO ELORANTA	3	3	0	3	3	0	0	0	1	0	0	6	50.0
JASON ALLISON	5	2	1	3	4-	4	1	0	1	0	0	9	22.2
S. SAMSONOV	5	2	1	3	1-	0	0	0	1	0	0	8	25.0
A. KOVALENKO	5	0	3	3	4	2	0	0	0	0	0	5	.0
P.J. AXELSSON	5	1	1	2		2	0	0	0	0	0	9	11.1
DARREN VAN IMPE	2	1	0	1	1	2	0	0	0	0	0	2	50.0
BRIAN ROLSTON	5	1	0	1	1-	0	0	0	0	0	0	17	5.9
JONATHAN GIRARD	3	0	1	1	1-	2	0	0	0	0	0	1	.0
KYLE MCLAREN	4	0	1	1	2	2	0	0	0	0	0	2	.0
MIKE KNUBLE	5	0	1	1	3	0	0	0	0	0	0	4	.0
JOE THORNTON	5	0	1	1	1	20	0	0	0	0	0	6	.0
LEE GOREN	1	0	0	0		0	0	0	0	0	0	0	.0
JAY HENDERSON	1	0	0	0		0	0	0	0	0	0	1	.0
ERIC MANLOW	1	0	0	0		0	0	0	0	0	0	0	.0
CAMERON MANN	1	0	0	0		0	0	0	0	0	0	0	.0
SHAWN BATES	2	0	0	0	1	4	0	0	0	0	0	2	.0
KEN BELANGER	2	0	0	0		4	0	0	0	0	0	0	.0
ERIC WEINRICH	2	0	0	0		2	0	0	0	0	0	1	.0
PETER POPOVIC	3	0	0	0	1	8	0	0	0	0	0	1	.0
PATRICK TRAVERSE	3	0	0	0	1-	0	0	0	0	0	0	6	.0
JARNO KULTANEN	4	0	0	0	1	2	0	0	0	0	0	4	.0
DON SWEENEY	4	0	0	0		2	0	0	0	0	0	2	.0
DIXON WARD	4	0	0	0		4	0	0	0	0	0	5	.0
HAL GILL	5	0	0	0	2	0	0	0	0	0	0	4	.0
ANDREI NAZAROV	5	0	0	0	1	7	0	0	0	0	0	4	.0

Power-play: 1-20 5.0%
Penalty killing: 25-30 83.3%

GOALTENDING

SABRES	GP	MIN	GA	Avg	EN	SO	W	L	T	Shots	Save%
DOMINIK HASEK	4	237	7	1.8	0	1	2	2	0	90	.922
MARTIN BIRON	2	59	3	3.1	0	0	0	1	0	22	.864

BRUINS	GP	MIN	GA	Avg	EN	SO	W	L	T	Shots	Save%
PETER SKUDRA	1	42	2	2.9	0	0	0	1	0	23	.913
A. RAYCROFT	1	18	0	.0	1	0	0	0	0	6	1.000
BYRON DAFOE	3	180	6	2.0	0	0	3	0	0	93	.935
JOHN GRAHAME	1	59	2	2.0	1	0	0	1	0	29	.931

CALGARY FLAMES VS. BUFFALO SABRES

Summary: Won- 1 Lost- 0 Tied- 0

At BUFFALO	Score			Attend.	Goaltenders	W/T Goal
Nov. 13, 2000	SABRES 3	FLAMES 2		15,429	HASEK/ VERNON	J.P. DUMONT

Goals by Period:	1st	2nd	3rd	OT	Total
SABRES	1	0	1	1	3
FLAMES	1	1	0	0	2

Shots by Period:	1st	2nd	3rd	OT	Total
SABRES	13	8	11	3	35
FLAMES	7	10	2	0	19

INDIVIDUAL SCORING

SABRES	GP	G	A	TP	+/-	PM	PP	SH	GW	GT	EN	S	Pctg
M. AFINOGENOV	1	2	0	2		0	2	0	0	0	0	6	33.3
D. ANDREYCHUK	1	0	2	2		0	0	0	0	0	0	0	.0
JASON WOOLLEY	1	0	2	2	1	0	0	0	0	0	0	1	.0
J.P. DUMONT	1	1	0	1	1	2	0	0	1	0	0	3	33.3
CURTIS BROWN	1	0	1	1	1	0	0	0	0	0	0	2	.0
ALEXEI ZHITNIK	1	0	1	1		0	0	0	0	0	0	2	.0
ERIC BOULTON	1	0	0	0		2	0	0	0	0	0	1	.0
DOUG GILMOUR	1	0	0	0		0	0	0	0	0	0	1	.0
CHRIS GRATTON	1	0	0	0		0	0	0	0	0	0	2	.0
DENIS HAMEL	1	0	0	0		0	0	0	0	0	0	2	.0
DMITRI KALININ	1	0	0	0		0	0	0	0	0	0	4	.0
JAY MCKEE	1	0	0	0		2	0	0	0	0	0	3	.0
JAMES PATRICK	1	0	0	0	1	0	0	0	0	0	0	0	.0
ERIK RASMUSSEN	1	0	0	0		0	0	0	0	0	0	0	.0
ROB RAY	1	0	0	0		0	0	0	0	0	0	0	.0
MIROSLAV SATAN	1	0	0	0		2	0	0	0	0	0	2	.0
VACLAV VARADA	1	0	0	0		2	0	0	0	0	0	4	.0
RHETT WARRENER	1	0	0	0		0	0	0	0	0	0	2	.0

Power-play:	2-7	28.6%
Penalty killing:	1-3	33.3%

FLAMES	GP	G	A	TP	+/-	PM	PP	SH	GW	GT	EN	S	Pctg
JEFF COWAN	1	1	0	1		0	1	0	0	0	0	1	100.0
JAROME IGINLA	1	1	0	1		2	1	0	0	0	0	2	50.0
BILL LINDSAY	1	0	1	1		0	0	0	0	0	0	1	.0
TONI LYDMAN	1	0	1	1	1-	2	0	0	0	0	0	2	.0
JEFF SHANTZ	1	0	1	1	1-	4	0	0	0	0	0	0	.0
CORY STILLMAN	1	0	1	1		0	0	0	0	0	0	2	.0
TOMMY ALBELIN	1	0	0	0		2	0	0	0	0	0	0	.0
WADE BELAK	1	0	0	0		0	0	0	0	0	0	0	.0
VALERI BURE	1	0	0	0		0	0	0	0	0	0	1	.0
DALLAS EAKINS	1	0	0	0		2	0	0	0	0	0	1	.0
DWAYNE HAY	1	0	0	0		0	0	0	0	0	0	0	.0
IGOR KRAVCHUK	1	0	0	0	1-	0	0	0	0	0	0	0	.0
DAVE LOWRY	1	0	0	0		2	0	0	0	0	0	3	.0
OLEG SAPRYKIN	1	0	0	0		0	0	0	0	0	0	0	.0
MARC SAVARD	1	0	0	0		0	0	0	0	0	0	5	.0
BRAD WERENKA	1	0	0	0		0	0	0	0	0	0	1	.0
JASON WIEMER	1	0	0	0	1-	2	0	0	0	0	0	0	.0
CLARKE WILM	1	0	0	0		0	0	0	0	0	0	0	.0

Power-play:	2-3	66.7%
Penalty killing:	5-7	71.4%

GOALTENDING

SABRES	GP	MIN	GA	Avg	EN	SO	W	L	T	Shots	Save%
DOMINIK HASEK	1	61	2	2.0	0	0	1	0	0	19	.895

FLAMES	GP	MIN	GA	Avg	EN	SO	W	L	T	Shots	Save%
MIKE VERNON	1	61	3	3.0	0	0	0	1	0	35	.914

CAROLINA HURRICANES VS. BUFFALO SABRES

Summary: Won- 2 Lost- 2 Tied- 0

At BUFFALO	Score			Attend.	Goaltenders	W/T Goal
Oct. 25, 2000	SABRES 4	HURRICANES 1		14,912	HASEK/ MOSS	CHRIS GRATTON
March 24, 2001	SABRES 3	HURRICANES 1		18,690	HASEK/ IRBE	ERIK RASMUSSEN
At CAROLINA	**Score**			**Attend.**	**Goaltenders**	**W/T Goal**
Dec. 15, 2000	SABRES 3	HURRICANES 5		18,730	HASEK, BIRON/ IRBE	RON FRANCIS
March 21, 2001	SABRES 0	HURRICANES 1		12,899	HASEK/ IRBE	DAVID TANABE

Goals by Period:	1st	2nd	3rd	OT	Total
SABRES	3	2	5	0	10
HURRICANES	1	3	4	0	8

Shots by Period:	1st	2nd	3rd	OT	Total
SABRES	37	36	34	0	107
HURRICANES	30	29	37	0	96

INDIVIDUAL SCORING

SABRES	GP	G	A	TP	+/-	PM	PP	SH	GW	GT	EN	S	Pctg
ERIK RASMUSSEN	4	2	2	4	2	0	0	0	1	0	0	5	40.0
ALEXEI ZHITNIK	3	0	4	4	1-	2	0	0	0	0	0	4	.0
MIROSLAV SATAN	4	2	1	3		0	0	0	0	0	1	6	33.3
J.P. DUMONT	4	1	2	3	1-	2	1	0	0	0	0	10	10.0
DMITRI KALININ	4	1	2	3	1	0	1	0	0	0	0	4	25.0
JAMES PATRICK	4	1	2	3		0	1	0	0	0	0	11	9.1
STU BARNES	4	1	1	2		0	0	0	0	0	0	10	10.0
DOUG GILMOUR	3	0	2	2	2	0	0	0	0	0	0	1	.0
D. ANDREYCHUK	4	0	2	2	1	0	0	0	0	0	0	5	.0
ROB RAY	2	1	0	1	2	9	0	0	0	0	0	2	50.0
CHRIS GRATTON	4	1	0	1	1-	7	0	0	1	0	0	6	16.7
DONALD AUDETTE	2	0	1	1	1	2	0	0	0	0	0	8	.0
VACLAV VARADA	4	0	1	1		4	0	0	0	0	0	6	.0
BRIAN CAMPBELL	1	0	0	0		0	0	0	0	0	0	1	.0
DENIS HAMEL	1	0	0	0	1-	0	0	0	0	0	0	0	.0
STEVE HEINZE	2	0	0	0		0	0	0	0	0	0	1	.0
RICHARD SMEHLIK	2	0	0	0	-	0	0	0	0	0	0	0	.0
V. TSYPLAKOV	2	0	0	0		0	0	0	0	0	0	4	.0
JAY MCKEE	3	0	0	0	1	2	0	0	0	0	0	3	.0
JASON WOOLLEY	3	0	0	0	1	2	0	0	0	0	0	3	.0
M. AFINOGENOV	4	0	0	0	1-	2	0	0	0	0	0	8	.0
CURTIS BROWN	4	0	0	0	1-	0	0	0	0	0	0	4	.0
RHETT WARRENER	4	0	0	0		4	0	0	0	0	0	5	.0

Power-play:	3-18	16.7%
Penalty killing:	8-10	80.0%

HURRICANES	GP	G	A	TP	+/-	PM	PP	SH	GW	GT	EN	S	Pctg
JEFF O'NEILL	4	2	3	5	1	0	1	0	0	0	0	12	16.7
R. BRIND'AMOUR	4	1	2	3		8	0	0	0	0	0	8	12.5
RON FRANCIS	4	1	2	3		0	0	0	1	0	0	6	16.7
SAMI KAPANEN	4	1	1	2		4	0	0	0	0	0	5	20.0
SANDIS OZOLINSH	4	0	2	2	1-	10	0	0	0	0	0	4	.0
DAVID TANABE	3	1	0	1		2	0	0	1	0	0	2	50.0
MARTIN GELINAS	4	1	0	1		0	0	0	0	0	0	9	11.1
DAVE KARPA	4	1	0	1		4	1	0	0	0	0	4	25.0
SCOTT PELLERIN	2	0	1	1		0	0	0	0	0	0	3	.0
GLEN WESLEY	2	0	1	1	2	2	0	0	0	0	0	3	.0
BATES BATTAGLIA	4	0	1	1	1	4	0	0	0	0	0	6	.0
JOSEF VASICEK	4	0	1	1		0	0	0	0	0	0	7	.0
JEFF DANIELS	2	0	0	0		5	0	0	0	0	0	0	.0
STEVEN HALKO	2	0	0	0	1-	0	0	0	0	0	0	5	.0
D. LANGDON	2	0	0	0	2-	7	0	0	0	0	0	0	.0
CRAIG ADAMS	3	0	0	0	2-	0	0	0	0	0	0	1	.0
ROB DIMAIO	3	0	0	0		2	0	0	0	0	0	9	.0
KEVIN HATCHER	3	0	0	0	1	0	0	0	0	0	0	5	.0
MAREK MALIK	3	0	0	0	1-	2	0	0	0	0	0	2	.0
NICLAS WALLIN	3	0	0	0	2-	0	0	0	0	0	0	0	.0
T. WESTLUND	4	0	0	0	2-	2	0	0	0	0	0	1	.0
SHANE WILLIS	4	0	0	0		0	0	0	0	0	0	4	.0

Power-play:	2-10	20.0%
Penalty killing:	15-18	83.3%

GOALTENDING

SABRES	GP	MIN	GA	Avg	EN	SO	W	L	T	Shots	Save%
DOMINIK HASEK	4	219	7	1.9	0	0	2	2	0	92	.924
MARTIN BIRON	1	18	1	3.3	0	0	0	0	0	4	.750

HURRICANES	GP	MIN	GA	Avg	EN	SO	W	L	T	Shots	Save%
TYLER MOSS	1	60	4	4.0	0	0	0	1	0	31	.871
ARTURS IRBE	3	179	5	1.7	1	1	2	1	0	75	.933

CHICAGO BLACKHAWKS VS. BUFFALO SABRES

Summary: Won- 2 Lost- 0 Tied- 0

	Score			Attend.	Goaltenders	W/T Goal
At BUFFALO Oct. 5, 2000	SABRES 4	BLACKHAWKS	2	17,909	HASEK, NORONEN/THIBAULT	MAXIM AFINOGENOV
At CAROLINA Oct. 28, 2000	SABRES 3	BLACKHAWKS	1	16,345	HASEK/ TALLAS	MIROSLAV SATAN

Goals by Period:	1st	2nd	3rd	OT	Total
SABRES	3	2	2	0	7
BLACKHAWKS	0	2	1	0	3

Shots by Period:	1st	2nd	3rd	OT	Total
SABRES	17	23	14	0	54
BLACKHAWKS	12	15	17	0	44

INDIVIDUAL SCORING

SABRES	GP	G	A	TP	+/-	PM	PP	SH	GW	GT	EN	S	Pctg
MIROSLAV SATAN	2	2	1	3	3	4	0	0	1	0	0	9	22.2
ALEXEI ZHITNIK	2	0	3	3	4	0	0	0	0	0	0	7	.0
J.P. DUMONT	2	2	0	2	1	2	0	0	0	0	0	4	50.0
JAMES PATRICK	1	0	2	2	2	0	0	0	0	0	0	2	.0
CURTIS BROWN	2	0	2	2	3	0	0	0	0	0	0	2	.0
DOUG GILMOUR	2	0	2	2	1	0	0	0	0	0	0	1	.0
M. AFINOGENOV	2	1	0	1		0	0	0	1	0	0	4	25.0
D. ANDREYCHUK	2	1	0	1	1	0	1	0	0	0	0	3	33.3
RICHARD SMEHLIK	2	1	0	1		2	0	0	0	0	0	2	50.0
STU BARNES	2	0	1	1		4	0	0	0	0	0	6	.0
DMITRI KALININ	2	0	1	1	1	0	0	0	0	0	0	5	.0
ERIC BOULTON	1	0	0	0	-	2	0	0	0	0	0	0	.0
DENIS HAMEL	1	0	0	0	1	0	0	0	0	0	0	1	.0
JASON WOOLLEY	1	0	0	0	1	0	0	0	0	0	0	0	.0
CHRIS GRATTON	2	0	0	0		0	0	0	0	0	0	0	.0
DOMINIK HASEK	2	0	0	0		2	0	0	0	0	0	0	.0
JAY MCKEE	2	0	0	0		2	0	0	0	0	0	1	.0
ERIK RASMUSSEN	2	0	0	0	1	0	0	0	0	0	0	4	.0
ROB RAY	2	0	0	0		9	0	0	0	0	0	1	.0
VACLAV VARADA	2	0	0	0	1	0	0	0	0	0	0	1	.0
RHETT WARRENER	2	0	0	0		4	0	0	0	0	0	1	.0

Power-play:	1-7	14.3%
Penalty killing:	11-12	91.7%

BLACKHAWKS	GP	G	A	TP	+/-	PM	PP	SH	GW	GT	EN	S	Pctg
ALEXEI ZHAMNOV	2	0	2	2	2-	2	0	0	0	0	0	5	.0
TONY AMONTE	2	1	0	1	2-	0	0	0	0	0	0	3	33.3
ANDERS ERIKSSON	2	1	0	1	3-	0	1	0	0	0	0	5	20.0
JEAN-YVES LEROUX	2	1	0	1	1	0	0	0	0	0	0	1	100.0
R. VANDENBUSSCHE	1	0	1	1	1	15	0	0	0	0	0	0	.0
JOSEF MARHA	2	0	1	1		2	0	0	0	0	0	2	.0
STEVE SULLIVAN	2	0	1	1	1-	2	0	0	0	0	0	4	.0
JAMIE ALLISON	1	0	0	0		0	0	0	0	0	0	0	.0
KRIS KING	1	0	0	0	1-	0	0	0	0	0	0	1	.0
STEPHANE QUINTAL	1	0	0	0	1	0	0	0	0	0	0	1	.0
ERIC DAZE	2	0	0	0	1-	0	0	0	0	0	0	3	.0
KEVIN DEAN	2	0	0	0	2-	0	0	0	0	0	0	0	.0
MARK JANSSENS	2	0	0	0	1-	7	0	0	0	0	0	1	.0
A. KARPOVTSEV	2	0	0	0	3-	0	0	0	0	0	0	3	.0
STEVE MCCARTHY	2	0	0	0	1	0	0	0	0	0	0	6	.0
BORIS MIRONOV	2	0	0	0	2-	2	0	0	0	0	0	5	.0
M. NYLANDER	2	0	0	0	1-	0	0	0	0	0	0	2	.0
BOB PROBERT	2	0	0	0	1-	2	0	0	0	0	0	2	.0
RETO VON ARX	2	0	0	0	1-	0	0	0	0	0	0	0	.0
VALERI ZELEPUKIN	2	0	0	0	3-	0	0	0	0	0	0	0	.0

Power-play:	1-12	8.3%
Penalty killing:	6-7	85.7%

GOALTENDING

SABRES	GP	MIN	GA	Avg	EN	SO	W	L	T	Shots	Save%
DOMINIK HASEK	2	72	1	.8	0	0	1	0	0	27	.963
MIKA NORONEN	1	48	2	2.5	0	0	1	0	0	17	.882

BLACKHAWKS	GP	MIN	GA	Avg	EN	SO	W	L	T	Shots	Save%
JOCELYN THIBAULT	1	60	4	4.0	0	0	0	1	0	30	.867
ROBBIE TALLAS	1	59	3	3.1	0	0	0	1	0	24	.875

COLORADO AVALANCHE VS. BUFFALO SABRES

Summary: Won- 1 Lost- 0 Tied- 0

	Score			Attend.	Goaltenders	W/T Goal
At COLORADO March 3, 2001	SABRES 3	AVALANCHE	2	18,007	BIRON/ ROY	STU BARNES

Goals by Period:	1st	2nd	3rd	OT	Total
SABRES	2	0	0	1	3
AVALANCHE	0	2	0	0	2

Shots by Period:	1st	2nd	3rd	OT	Total
SABRES	3	3	9	1	16
AVALANCHE	6	19	10	0	35

INDIVIDUAL SCORING

SABRES	GP	G	A	TP	+/-	PM	PP	SH	GW	GT	EN	S	Pctg
STU BARNES	1	1	0	1		2	0	0	1	0	0	1	100.0
CURTIS BROWN	1	1	0	1	1	0	0	0	0	0	0	1	100.0
DOUG GILMOUR	1	1	0	1		0	1	0	0	0	0	1	100.0
J.P. DUMONT	1	0	1	1		0	0	0	0	0	0	1	.0
CHRIS GRATTON	1	0	1	1		2	0	0	0	0	0	0	.0
JAY MCKEE	1	0	1	1	1	2	0	0	0	0	0	0	.0
V. TSYPLAKOV	1	0	1	1	1	0	0	0	0	0	0	1	.0
JASON WOOLLEY	1	0	1	1		0	0	0	0	0	0	0	.0
M. AFINOGENOV	1	0	0	0	1	0	0	0	0	0	0	1	.0
D. ANDREYCHUK	1	0	0	0		0	0	0	0	0	0	1	.0
ERIC BOULTON	1	0	0	0		10	0	0	0	0	0	1	.0
DMITRI KALININ	1	0	0	0	1-	0	0	0	0	0	0	0	.0
JAMES PATRICK	1	0	0	0		0	0	0	0	0	0	1	.0
ERIK RASMUSSEN	1	0	0	0		2	0	0	0	0	0	0	.0
ROB RAY	1	0	0	0		14	0	0	0	0	0	0	.0
MIROSLAV SATAN	1	0	0	0	1-	0	0	0	0	0	0	1	.0
RHETT WARRENER	1	0	0	0	2	0	0	0	0	0	0	3	.0
ALEXEI ZHITNIK	1	0	0	0		2	0	0	0	0	0	3	.0

Power-play:	1-1	100.0%
Penalty killing:	3-4	75.0%

AVALANCHE	GP	G	A	TP	+/-	PM	PP	SH	GW	GT	EN	S	Pctg
ROB BLAKE	1	0	2	2	1	0	0	0	0	0	0	3	.0
PETER FORSBERG	1	1	0	1	1	2	0	0	0	0	0	4	25.0
JOE SAKIC	1	1	0	1	2-	0	1	0	0	0	0	8	12.5
MILAN HEJDUK	1	0	1	1	2-	0	0	0	0	0	0	3	.0
MARTIN SKOULA	1	0	1	1	1-	0	0	0	0	0	0	0	.0
RAY BOURQUE	1	0	0	0	1-	0	0	0	0	0	0	0	.0
GREG DE VRIES	1	0	0	0		0	0	0	0	0	0	3	.0
CHRIS DINGMAN	1	0	0	0		12	0	0	0	0	0	0	.0
CHRIS DRURY	1	0	0	0	1	0	0	0	0	0	0	6	.0
DAN HINOTE	1	0	0	0		0	0	0	0	0	0	0	.0
JON KLEMM	1	0	0	0	1-	0	0	0	0	0	0	1	.0
VILLE NIEMINEN	1	0	0	0	1	0	0	0	0	0	0	3	.0
SCOTT PARKER	1	0	0	0		12	0	0	0	0	0	0	.0
SHJON PODEIN	1	0	0	0		0	0	0	0	0	0	1	.0
NOLAN PRATT	1	0	0	0		0	0	0	0	0	0	1	.0
DAVE REID	1	0	0	0		0	0	0	0	0	0	0	.0
STEVEN REINPRECHT	1	0	0	0		0	0	0	0	0	0	0	.0
ALEX TANGUAY	1	0	0	0	1-	2	0	0	0	0	0	2	.0

Power-play:	1-4	25%
Penalty killing:	0-1	0%

GOALTENDING

SABRES	GP	MIN	GA	Avg	EN	SO	W	L	T	Shots	Save%
MARTIN BIRON	1	62	2	1.9	0	0	1	0	0	35	.943

AVALANCHE	GP	MIN	GA	Avg	EN	SO	W	L	T	Shots	Save%
PATRICK ROY	1	62	3	2.9	0	0	0	1	0	16	.813

COLUMBUS BLUE JACKETS VS. BUFFALO SABRES

Summary: Won- 0 Lost- 1 Tied- 0

At BUFFALO	Score	Attend.	Goaltenders	W/T Goal
Jan. 23, 2001	SABRES 1 BLUE JACKETS 2	17,803	HASEK/ TUGNUTT	SERGE AUBIN

Goals by Period:	1st	2nd	3rd	OT	Total
SABRES	0	1	0	0	1
BLUE JACKETS	0	2	0	0	2

Shots by Period:	1st	2nd	3rd	OT	Total
SABRES	8	9	6	0	23
BLUE JACKETS	7	8	3	0	18

INDIVIDUAL SCORING

SABRES	GP	G	A	TP	+/-	PM	PP	SH	GW	GT	EN	S	Pctg
ERIK RASMUSSEN	1	1	0	1		0	0	0	0	0	0	2	50.0
ROB RAY	1	0	1	1	1	0	0	0	0	0	0	0	.0
M.AFINOGENOV	1	0	0	0		0	0	0	0	0	0	3	.0
D. ANDREYCHUK	1	0	0	0	1	0	0	0	0	0	0	3	.0
STU BARNES	1	0	0	0		0	0	0	0	0	0	0	.0
CURTIS BROWN	1	0	0	0	1-	0	0	0	0	0	0	3	.0
BRIAN CAMPBELL	1	0	0	0	2-	0	0	0	0	0	0	0	.0
J.P. DUMONT	1	0	0	0		0	0	0	0	0	0	1	.0
DOUG GILMOUR	1	0	0	0	2-	0	0	0	0	0	0	1	.0
CHRIS GRATTON	1	0	0	0		2	0	0	0	0	0	1	.0
DENIS HAMEL	1	0	0	0		0	0	0	0	0	0	2	.0
DMITRI KALININ	1	0	0	0	1	0	0	0	0	0	0	0	.0
JAY MCKEE	1	0	0	0		0	0	0	0	0	0	0	.0
JAMES PATRICK	1	0	0	0		0	0	0	0	0	0	0	.0
MIROSLAV SATAN	1	0	0	0	2-	0	0	0	0	0	0	1	.0
VACLAV VARADA	1	0	0	0		0	0	0	0	0	0	4	.0
RHETT WARRENER	1	0	0	0	2-	0	0	0	0	0	0	0	.0
ALEXEI ZHITNIK	1	0	0	0	1	2	0	0	0	0	0	2	.0

Power-play: 0-2 0%
Penalty killing: 2-2 100.0%

BLUE JACKETS	GP	G	A	TP	+/-	PM	PP	SH	GW	GT	EN	S	Pctg
SERGE AUBIN	1	2	0	2	2	0	0	0	1	0	0	2	100.0
KEVYN ADAMS	1	0	1	1	2	0	0	0	0	0	0	0	.0
BRUCE GARDINER	1	0	1	1		0	0	0	0	0	0	0	.0
DAVID VYBORNY	1	0	1	1	1	0	0	0	0	0	0	1	.0
J. GRAND-PIERRE	1	0	0	0		0	0	0	0	0	0	0	.0
STEVE HEINZE	1	0	0	0		0	0	0	0	0	0	0	.0
ESPEN KNUTSEN	1	0	0	0		0	0	0	0	0	0	0	.0
ROBERT KRON	1	0	0	0		0	0	0	0	0	0	3	.0
F. KUCERA	1	0	0	0		0	0	0	0	0	0	1	.0
MIKE MANELUK	1	0	0	0	1-	0	0	0	0	0	0	1	.0
P. NUMMELIN	1	0	0	0	1-	0	0	0	0	0	0	0	.0
LYLE ODELEIN	1	0	0	0	1-	0	0	0	0	0	0	2	.0
JAMIE PUSHOR	1	0	0	0	2	0	0	0	0	0	0	1	.0
DERON QUINT	1	0	0	0	1-	0	0	0	0	0	0	0	.0
G. SANDERSON	1	0	0	0		0	0	0	0	0	0	3	.0
ALEX SELIVANOV	1	0	0	0		4	0	0	0	0	0	3	.0
M. TIMANDER	1	0	0	0	2	0	0	0	0	0	0	0	.0
TYLER WRIGHT	1	0	0	0		0	0	0	0	0	0	1	.0

Power-play: 0-2 0%
Penalty killing: 2-2 100.0%

GOALTENDING

SABRES	GP	MIN	GA	Avg	EN	SO	W	L	T	Shots	Save%
DOMINIK HASEK	1	59	2	2.0	0	0	0	1	0	18	.889

BLUE JACKETS	GP	MIN	GA	Avg	EN	SO	W	L	T	Shots	Save%
RON TUGNUTT	1	60	1	1.0	0	0	1	0	0	23	.957

DALLAS STARS VS. BUFFALO SABRES

Summary: Won- 0 Lost- 1 Tied- 1

At BUFFALO	Score	Attend.	Goaltenders	W/T Goal
Nov. 15, 2000	SABRES 2 STARS 2	17,106	HASEK/ BELFOUR	BRETT HULL
At DALLAS	**Score**	**Attend.**	**Goaltenders**	**W/T Goal**
March 4, 2001	SABRES 1 STARS 4	17,001	HASEK/ BELFOUR	TED DONATO

Goals by Period:	1st	2nd	3rd	OT	Total
SABRES	1	1	1	0	3
STARS	3	2	1	0	6

Shots by Period:	1st	2nd	3rd	OT	Total
SABRES	10	13	14	4	41
STARS	14	15	13	1	43

INDIVIDUAL SCORING

SABRES	GP	G	A	TP	+/-	PM	PP	SH	GW	GT	EN	S	Pctg
CHRIS GRATTON	2	1	1	2		2	0	0	0	0	0	4	25.0
CURTIS BROWN	2	1	0	1	1-	2	1	0	0	0	0	3	33.3
J.P. DUMONT	2	1	0	1	2-	0	1	0	0	0	0	3	33.3
JAMES PATRICK	1	0	1	1	1-	0	0	0	0	0	0	0	.0
M. AFINOGENOV	2	0	1	1	1	0	0	0	0	0	0	3	.0
DOUG GILMOUR	2	0	1	1	1-	0	0	0	0	0	0	1	.0
RHETT WARRENER	2	0	1	1	2-	2	0	0	0	0	0	2	.0
JASON WOOLLEY	2	0	1	1	1-	0	0	0	0	0	0	5	.0
STU BARNES	1	0	0	0	1-	0	0	0	0	0	0	0	.0
DENIS HAMEL	1	0	0	0	1-	5	0	0	0	0	0	0	.0
ROB RAY	1	0	0	0		0	0	0	0	0	0	1	.0
RICHARD SMEHLIK	1	0	0	0		0	0	0	0	0	0	2	.0
VACLAV VARADA	1	0	0	0	1-	2	0	0	0	0	0	1	.0
D.ANDREYCHUK	2	0	0	0	1-	0	0	0	0	0	0	4	.0
ERIC BOULTON	2	0	0	0	1-	4	0	0	0	0	0	1	.0
DMITRI KALININ	2	0	0	0	1-	2	0	0	0	0	0	0	.0
JAY MCKEE	2	0	0	0	2-	0	0	0	0	0	0	1	.0
ERIK RASMUSSEN	2	0	0	0	1-	0	0	0	0	0	0	1	.0
MIROSLAV SATAN	2	0	0	0	2-	6	0	0	0	0	0	2	.0
V. TSYPLAKOV	2	0	0	0	1-	0	0	0	0	0	0	1	.0
ALEXEI ZHITNIK	2	0	0	0	1-	0	0	0	0	0	0	6	.0

Power-play: 2-11 18.2%
Penalty killing: 7-8 87.5%

STARS	GP	G	A	TP	+/-	PM	PP	SH	GW	GT	EN	S	Pctg
DARRYL SYDOR	2	0	3	3	3	0	0	0	0	0	0	3	.0
MIKE KEANE	2	2	0	2	2	0	0	0	0	0	0	4	50.0
TED DONATO	2	1	1	2	2	0	0	0	1	0	0	4	25.0
BRETT HULL	2	1	1	2	1	0	0	0	0	1	0	8	12.5
JERE LEHTINEN	2	1	1	2	3	0	1	0	0	0	0	3	33.3
MIKE MODANO	2	1	1	2	3	2	0	1	0	0	0	4	25.0
SERGEI ZUBOV	2	.0	2	2	2	0	0	0	0	0	0	1	.0
SHAUN VAN ALLEN	1	0	1	1	1	2	0	0	0	0	0	1	.0
KIRK MULLER	2	0	1	1	1	2	0	0	0	0	0	3	.0
TYLER BOUCK	1	0	0	0		7	0	0	0	0	0	0	.0
BENOIT HOGUE	1	0	0	0		2	0	0	0	0	0	0	.0
R. LYASHENKO	1	0	0	0		0	0	0	0	0	0	1	.0
JOHN MACLEAN	1	0	0	0		0	0	0	0	0	0	0	.0
JOE NIEUWENDYK	1	0	0	0	1-	0	0	0	0	0	0	0	.0
DERIAN HATCHER	2	0	0	0	1	6	0	0	0	0	0	2	.0
SAMI HELENIUS	2	0	0	0	1	4	0	0	0	0	0	0	.0
J. LANGENBRUNNER	2	0	0	0		0	0	0	0	0	0	3	.0
BRAD LUKOWICH	2	0	0	0	2	2	0	0	0	0	0	3	.0
GRANT MARSHALL	2	0	0	0		0	0	0	0	0	0	1	.0
R. MATVICHUK	2	0	0	0	1-	2	0	0	0	0	0	1	.0
B. MORROW	2	0	0	0	1-	0	0	0	0	0	0	1	.0

Power-play: 1-8 12.5%
Penalty killing: 9-11 81.8%

GOALTENDING

SABRES	GP	MIN	GA	Avg	EN	SO	W	L	T	Shots	Save%
DOMINIK HASEK	2	125	6	2.9	0	0	0	1	1	43	.860

STARS	GP	MIN	GA	Avg	EN	SO	W	L	T	Shots	Save%
ED BELFOUR	2	125	3	1.4	0	0	1	0	1	41	.927

DETROIT RED WINGS VS. BUFFALO SABRES

Summary: Won- 0 Lost- 1 Tied- 0

At DETROIT	Score				Attend.	Goaltenders	W/T Goal
Oct. 21, 2000	SABRES 4		RED WINGS 5		19,995	HASEK/ LEGACE	BRENDAN SHANAHAN

Goals by Period:	1st	2nd	3rd	OT	Total
SABRES	1	2	1	0	4
RED WINGS	2	2	0	1	5

Shots by Period:	1st	2nd	3rd	OT	Total
SABRES	9	12	10	2	33
RED WINGS	4	13	8	2	27

INDIVIDUAL SCORING

SABRES	GP	G	A	TP	+/-	PM	PP	SH	GW	GT	EN	S	Pctg
CHRIS GRATTON	1	0	2	2	2	0	0	0	0	0	0	4	.0
STU BARNES	1	1	0	1		0	1	0	0	0	0	3	33.3
CURTIS BROWN	1	1	0	1	1	2	0	0	0	0	0	1	100.0
DOUG GILMOUR	1	1	0	1	1	0	0	0	0	0	0	3	33.3
MIROSLAV SATAN	1	1	0	1	1	0	0	0	0	0	0	4	25.0
M. AFINOGENOV	1	0	1	1	1	2	0	0	0	0	0	3	.0
J.P. DUMONT	1	0	1	1	1	0	0	0	0	0	0	2	.0
DOMINIK HASEK	1	0	1	1		0	0	0	0	0	0	0	.0
JAMES PATRICK	1	0	1	1	1	2	0	0	0	0	0	0	.0
V. TSYPLAKOV	1	0	1	1	1	0	0	0	0	0	0	1	.0
RHETT WARRENER	1	0	1	1		0	0	0	0	0	0	2	.0
D.ANDREYCHUK	1	0	0	0	1-	0	0	0	0	0	0	2	.0
DENIS HAMEL	1	0	0	0	2-	0	0	0	0	0	0	2	.0
DMITRI KALININ	1	0	0	0	1	2	0	0	0	0	0	1	.0
JAY MCKEE	1	0	0	0	1-	2	0	0	0	0	0	2	.0
ERIK RASMUSSEN	1	0	0	0	1-	0	0	0	0	0	0	0	.0
RICHARD SMEHLIK	1	0	0	0		0	0	0	0	0	0	1	.0
VACLAV VARADA	1	0	0	0	1-	0	0	0	0	0	0	0	.0
JASON WOOLLEY	1	0	0	0	1	0	0	0	0	0	0	2	.0

Power-play: 1-4 25.0%
Penalty killing: 2-5 40.0%

RED WINGS	GP	G	A	TP	+/-	PM	PP	SH	GW	GT	EN	S	Pctg
PAT VERBEEK	1	2	1	3		0	1	0	0	0	0	2	100.0
B. SHANAHAN	1	1	1	2	1	0	1	0	1	0	0	5	20.0
SERGEI FEDOROV	1	0	2	2	1-	0	0	0	0	0	0	2	.0
N. LIDSTROM	1	0	2	2		0	0	0	0	0	0	1	.0
DOUG BROWN	1	1	0	1		0	1	0	0	0	0	2	50.0
MARTIN LAPOINTE	1	1	0	1		0	0	0	0	0	0	1	100.0
BRENT GILCHRIST	1	0	1	1	1	2	0	0	0	0	0	2	.0
T. HOLMSTROM	1	0	1	1		0	0	0	0	0	0	2	.0
LARRY MURPHY	1	0	1	1	2-	2	0	0	0	0	0	1	.0
AARON WARD	1	0	1	1		0	0	0	0	0	0	0	.0
M. DANDENAULT	1	0	0	0	1-	0	0	0	0	0	0	0	.0
KRIS DRAPER	1	0	0	0		0	0	0	0	0	0	1	.0
STEVE DUCHESNE	1	0	0	0	1-	0	0	0	0	0	0	0	.0
JIRI FISCHER	1	0	0	0		0	0	0	0	0	0	3	.0
TODD GILL	1	0	0	0		2	0	0	0	0	0	1	.0
VYACHESLAV KOZLOV	1	0	0	0	1-	0	0	0	0	0	0	3	.0
KIRK MALTBY	1	0	0	0	1-	2	0	0	0	0	0	1	.0
DARREN MCCARTY	1	0	0	0		0	0	0	0	0	0	0	.0

Power-play: 3-5 60.0%
Penalty killing: 3-4 75.0%

GOALTENDING

SABRES	GP	MIN	GA	Avg	EN	SO	W	L	T	Shots	Save%
DOMINIK HASEK	1	64	5	4.7	0	0	0	1	0	27	.815

RED WINGS	GP	MIN	GA	Avg	EN	SO	W	L	T	Shots	Save%
MANNY LEGACE	1	64	4	3.8	0	0	1	0	0	33	.879

EDMONTON OILERS VS. BUFFALO SABRES

Summary: Won- 0 Lost- 2 Tied- 0

At BUFFALO	Score				Attend.	Goaltenders	W/T Goal
March 9, 2001	SABRES 0		OILERS 4		18,690	HASEK/ SALO	TODD MARCHANT
At EDMONTON	**Score**				**Attend.**	**Goaltenders**	**W/T Goal**
Oct. 13, 2000	SABRES 2		OILERS 3		13,002	HASEK/ SALO	BILL GUERIN

Goals by Period:	1st	2nd	3rd	OT	Total
SABRES	1	0	1	0	2
OILERS	1	3	3	0	7

Shots by Period:	1st	2nd	3rd	OT	Total
SABRES	17	10	26	0	53
OILERS	24	31	11	0	66

INDIVIDUAL SCORING

SABRES	GP	G	A	TP	+/-	PM	PP	SH	GW	GT	EN	S	Pctg
D. ANDREYCHUK	2	1	0	1		2	0	0	0	0	0	5	20.0
CURTIS BROWN	2	1	0	1		0	0	0	0	0	0	2	50.0
M. AFINOGENOV	2	0	1	1	1-	0	0	0	0	0	0	4	.0
DOUG GILMOUR	2	0	1	1		0	0	0	0	0	0	3	.0
DMITRI KALININ	2	0	1	1	1-	0	0	0	0	0	0	1	.0
ALEXEI ZHITNIK	2	0	1	1	1-	2	0	0	0	0	0	5	.0
ERIC BOULTON	1	0	0	0		5	0	0	0	0	0	0	.0
JAMES PATRICK	1	0	0	0		0	0	0	0	0	0	0	.0
RICHARD SMEHLIK	1	0	0	0	1-	0	0	0	0	0	0	2	.0
CHRIS TAYLOR	1	0	0	0	1-	0	0	0	0	0	0	2	.0
V. TSYPLAKOV	1	0	0	0	1-	0	0	0	0	0	0	1	.0
VACLAV VARADA	1	0	0	0	2-	2	0	0	0	0	0	3	.0
STU BARNES	2	0	0	0	4-	0	0	0	0	0	0	5	.0
J.P. DUMONT	2	0	0	0	1-	2	0	0	0	0	0	4	.0
CHRIS GRATTON	2	0	0	0		2	0	0	0	0	0	2	.0
DOMINIK HASEK	2	0	0	0		2	0	0	0	0	0	0	.0
JAY MCKEE	2	0	0	0	2-	2	0	0	0	0	0	2	.0
ERIK RASMUSSEN	2	0	0	0	1-	4	0	0	0	0	0	0	.0
ROB RAY	2	0	0	0	1-	0	0	0	0	0	0	0	.0
MIROSLAV SATAN	2	0	0	0	2-	4	0	0	0	0	0	2	.0
RHETT WARRENER	2	0	0	0	3-	0	0	0	0	0	0	3	.0
JASON WOOLLEY	2	0	0	0	3-	2	0	0	0	0	0	7	.0

Power-play: 0-10 0%
Penalty killing: 11-11 100.0%

OILERS	GP	G	A	TP	+/-	PM	PP	SH	GW	GT	EN	S	Pctg
RYAN SMYTH	2	1	2	3	3	0	0	0	0	0	0	7	14.3
DOUG WEIGHT	2	1	2	3	4	2	0	0	0	0	0	4	25.0
G. LARAQUE	2	2	0	2	2	7	0	0	0	0	0	3	66.7
BILL GUERIN	1	1	1	2	2	2	0	0	1	0	0	3	33.3
REM MURRAY	2	0	2	2	1	2	0	0	0	0	0	9	.0
TODD MARCHANT	2	1	0	1	1-	0	0	0	1	0	0	2	50.0
TOM POTI	2	1	0	1	1	2	0	0	0	0	0	11	9.1
ERIC BREWER	1	0	1	1	1	0	0	0	0	0	0	1	.0
ANSON CARTER	1	0	1	1	1	0	0	0	0	0	0	1	.0
ETHAN MOREAU	1	0	1	1	1	0	0	0	0	0	0	1	.0
FRANK MUSIL	1	0	1	1		0	0	0	0	0	0	0	.0
JANNE NIINIMAA	2	0	1	1	3	2	0	0	0	0	0	2	.0
IGOR ULANOV	2	0	1	1	2	4	0	0	0	0	0	1	.0
SEAN BROWN	1	0	0	0	1	0	0	0	0	0	0	0	.0
MIKE COMRIE	1	0	0	0		0	0	0	0	0	0	3	.0
SCOTT FERGUSON	1	0	0	0	1	0	0	0	0	0	0	0	.0
SHAWN HORCOFF	1	0	0	0	2	2	0	0	0	0	0	1	.0
CHAD KILGER	1	0	0	0		2	0	0	0	0	0	0	.0
DAN LACOUTURE	1	0	0	0		0	0	0	0	0	0	0	.0
MICHEL RIESEN	1	0	0	0		2	0	0	0	0	0	4	.0
BRIAN SWANSON	1	0	0	0		0	0	0	0	0	0	1	.0
SERGEI ZHOLTOK	1	0	0	0		0	0	0	0	0	0	2	.0
DANIEL CLEARY	2	0	0	0		0	0	0	0	0	0	3	.0
MIKE GRIER	2	0	0	0	1-	0	0	0	0	0	0	1	.0
JASON SMITH	2	0	0	0	2	0	0	0	0	0	0	6	.0

Power-play: 0-11 0%
Penalty killing: 10-10 100.0%

GOALTENDING

SABRES	GP	MIN	GA	Avg	EN	SO	W	L	T	Shots	Save%
DOMINIK HASEK	2	119	7	3.5	0	0	0	2	0	66	.894

OILERS	GP	MIN	GA	Avg	EN	SO	W	L	T	Shots	Save%
TOMMY SALO	2	120	2	1.0	0	1	2	0	0	53	.962

FLORIDA PANTHERS VS. BUFFALO SABRES

Summary: Won- 3 Lost- 1 Tied- 0

At BUFFALO	Score			Attend.	Goaltenders	W/T Goal
Dec. 16, 2000	SABRES 3	PANTHERS 2		17,403	HASEK/KIDD	ERIK RASMUSSEN
Jan. 19, 2001	SABRES 2	PANTHERS 0		16,753	HASEK/ LUONGO	DENIS HAMEL
At FLORIDA	**Score**			**Attend.**	**Goaltenders**	**W/T Goal**
Jan. 31, 2001	SABRES 2	PANTHERS 5		13,003	HASEK/ LUONGO	PAVEL BURE
April 2, 2001	SABRES 5	PANTHERS 3		13,211	HASEK/ LUONGO	JASON WOOLLEY

Goals by Period:	1st	2nd	3rd	OT	Total
SABRES	4	5	2	0	11
PANTHERS	1	3	6	0	10

Shots by Period:	1st	2nd	3rd	OT	Total
SABRES	37	46	48	0	131
PANTHERS	28	31	37	0	96

INDIVIDUAL SCORING

SABRES	GP	G	A	TP	+/-	PM	PP	SH	GW	GT	EN	S	Pctg
ERIK RASMUSSEN	4	3	1	4	3	0	0	0	1	0	0	9	33.3
JASON WOOLLEY	3	2	1	3	1	2	1	0	1	0	0	8	25.0
CURTIS BROWN	3	1	2	3	2	0	0	1	0	0	0	5	20.0
DMITRI KALININ	4	0	3	3	4	2	0	0	0	0	0	6	.0
DENIS HAMEL	2	2	0	2	2	0	0	0	1	0	0	5	40.0
CHRIS GRATTON	4	2	0	2	2-	2	0	0	0	0	1	12	16.7
MIROSLAV SATAN	4	0	2	2	1	0	0	0	0	0	0	12	.0
J.P. DUMONT	4	1	0	1	2-	2	0	0	0	0	0	7	14.3
V. TSYPLAKOV	1	0	1	1	1-	0	0	0	0	0	0	1	.0
DOUG GILMOUR	3	0	1	1	1	6	0	0	0	0	0	4	.0
M. AFINOGENOV	4	0	1	1	3-	4	0	0	0	0	0	18	.0
D. ANDREYCHUK	4	0	1	1		4	0	0	0	0	0	6	.0
STU BARNES	4	0	1	1	2-	0	0	0	0	0	0	6	.0
JAY MCKEE	4	0	1	1	2-	13	0	0	0	0	0	4	.0
VACLAV VARADA	4	0	1	1	2	2	0	0	0	0	0	5	.0
RHETT WARRENER	4	0	1	1		4	0	0	0	0	0	2	.0
DONALD AUDETTE	1	0	0	0	1-	2	0	0	0	0	0	3	.0
ERIC BOULTON	1	0	0	0		5	0	0	0	0	0	1	.0
STEVE HEINZE	1	0	0	0		0	0	0	0	0	0	0	.0
RICHARD SMEHLIK	2	0	0	0		0	0	0	0	0	0	3	.0
JAMES PATRICK	3	0	0	0	1-	0	0	0	0	0	0	3	.0
DOMINIK HASEK	4	0	0	0		2	0	0	0	0	0	0	.0
ROB RAY	4	0	0	0		17	0	0	0	0	0	0	.0
ALEXEI ZHITNIK	4	0	0	0	2-	0	0	0	0	0	0	11	.0

Power-play: 1-14 7.1%
Penalty killing: 14-14 100.0%

PANTHERS	GP	G	A	TP	+/-	PM	PP	SH	GW	GT	EN	S	Pctg
PAVEL BURE	4	2	4	6	2	2	0	0	1	0	0	15	13.3
VIKTOR KOZLOV	2	0	3	3	3	0	0	0	0	0	0	3	.0
ROBERT SVEHLA	4	1	1	2		4	0	0	0	0	0	5	20.0
KEVYN ADAMS	1	0	2	2	1	0	0	0	0	0	0	0	.0
GREG ADAMS	3	0	2	2	1-	0	0	0	0	0	0	1	.0
ANDERS ERIKSSON	4	0	2	2	2	4	0	0	0	0	0	2	.0
IGOR LARIONOV	1	1	0	1		0	0	0	0	0	0	4	25.0
DENIS SHVIDKI	1	1	0	1		0	0	0	0	0	0	1	100.0
JOEY TETARENKO	2	1	0	1	1	0	0	0	0	0	0	2	50.0
OLLI JOKINEN	3	1	0	1		9	0	0	0	0	0	4	25.0
MIKE SILLINGER	3	1	0	1	1	2	0	0	0	0	0	5	20.0
PETER WORRELL	3	1	0	1	2	9	0	0	0	0	0	7	14.3
MARCUS NILSON	4	1	0	1	1-	0	0	0	0	0	0	8	12.5
VACLAV PROSPAL	2	0	1	1		0	0	0	0	0	0	1	.0
LEN BARRIE	3	0	1	1		0	0	0	0	0	0	3	.0
SCOTT MELLANBY	3	0	1	1	3-	9	0	0	0	0	0	6	.0
PAUL LAUS	1	0	0	0	1	0	0	0	0	0	0	2	.0
I. NOVOSELTSEV	1	0	0	0	1-	0	0	0	0	0	0	0	.0
PETER RATCHUK	1	0	0	0		0	0	0	0	0	0	2	.0
MIKE WILSON	1	0	0	0	2-	0	0	0	0	0	0	1	.0
SERGE PAYER	2	0	0	0		2	0	0	0	0	0	1	.0
LANCE WARD	2	0	0	0	2	4	0	0	0	0	0	1	.0
RAY WHITNEY	2	0	0	0	2-	12	0	0	0	0	0	3	.0
R. LUONGO	3	0	0	0		2	0	0	0	0	0	0	.0
LANCE PITLICK	3	0	0	0	2-	0	0	0	0	0	0	1	.0
DAN BOYLE	4	0	0	0	2-	0	0	0	0	0	0	3	.0
BRET HEDICAN	4	0	0	0	1	0	0	0	0	0	0	7	.0
JOHN JAKOPIN	4	0	0	0	1-	2	0	0	0	0	0	0	.0
R.B NIEDERMAYER	4	0	0	0	3-	4	0	0	0	0	0	8	.0

Power-play: 0-14 0%
Penalty killing: 13-14 92.9%

GOALTENDING

SABRES	GP	MIN	GA	Avg	EN	SO	W	L	T	Shots	Save%
DOMINIK HASEK	4	240	10	2.5	0	1	3	1	0	96	.896

PANTHERS	GP	MIN	GA	Avg	EN	SO	W	L	T	Shots	Save%
TREVOR KIDD	1	59	3	3.1	0	0	0	1	0	22	.864
ROBERTO LUONGO	3	179	7	2.3	1	0	1	2	0	108	.935

LOS ANGELES KINGS VS. BUFFALO SABRES

Summary: Won- 1 Lost- 1 Tied- 0

At BUFFALO	Score			Attend.	Goaltenders	W/T Goal
Oct. 7, 2000	SABRES 5	KINGS 3		14,325	NORONEN/ STORR	DAVE ANDREYCHUK
At LOS ANGELES	**Score**			**Attend.**	**Goaltenders**	**W/T Goal**
Jan. 11, 2001	SABRES 2	KINGS 3		15,496	HASEK/ STORR	BRYAN SMOLINSKI

Goals by Period:	1st	2nd	3rd	OT	Total
SABRES	0	4	3	0	7
KINGS	4	0	2	0	6

Shots by Period:	1st	2nd	3rd	OT	Total
SABRES	8	23	14	0	45
KINGS	19	14	19	0	52

INDIVIDUAL SCORING

SABRES	GP	G	A	TP	+/-	PM	PP	SH	GW	GT	EN	S	Pctg
VACLAV VARADA	2	2	1	3		0	1	0	0	0	1	3	66.7
STU BARNES	2	1	2	3	1-	2	1	0	0	0	0	5	20.0
DOUG GILMOUR	2	0	3	3	1	4	0	0	0	0	0	2	.0
J.P. DUMONT	2	1	1	2	1-	0	1	0	0	0	0	4	25.0
JASON WOOLLEY	2	0	2	2		2	0	0	0	0	0	2	.0
D. ANDREYCHUK	1	1	0	1		2	1	0	1	0	0	2	50.0
CURTIS BROWN	2	1	0	1	1	0	0	0	0	0	0	3	33.3
CHRIS GRATTON	2	1	0	1		0	0	0	0	0	0	5	20.0
M. AFINOGENOV	2	0	1	1		0	0	0	0	0	0	5	.0
MIROSLAV SATAN	2	0	1	1	1-	0	0	0	0	0	0	4	.0
ALEXEI ZHITNIK	2	0	1	1	1	0	0	0	0	0	0	1	.0
DENIS HAMEL	1	0	0	0		2	0	0	0	0	0	1	.0
ROB RAY	1	0	0	0		5	0	0	0	0	0	0	.0
V. TSYPLAKOV	1	0	0	0	1	0	0	0	0	0	0	1	.0
ERIC BOULTON	2	0	0	0		0	0	0	0	0	0	0	.0
DMITRI KALININ	2	0	0	0	1-	0	0	0	0	0	0	1	.0
JAY MCKEE	2	0	0	0	1-	2	0	0	0	0	0	0	.0
ERIK RASMUSSEN	2	0	0	0	1-	2	0	0	0	0	0	0	.0
RICHARD SMEHLIK	2	0	0	0	2	0	0	0	0	0	0	4	.0
RHETT WARRENER	2	0	0	0	1-	2	0	0	0	0	0	2	.0

Power-play: 4-11 36.4%
Penalty killing: 5-8 62.5%

KINGS	GP	G	A	TP	+/-	PM	PP	SH	GW	GT	EN	S	Pctg
BRYAN SMOLINSKI	2	1	3	4	2	0	0	0	1	0	0	3	33.3
ROB BLAKE	2	1	1	2	1	2	1	0	0	0	0	5	20.0
ZIGMUND PALFFY	2	1	1	2	1-	0	1	0	0	0	0	7	14.3
LUC ROBITAILLE	2	0	2	2	1-	2	0	0	0	0	0	1	.0
STU GRIMSON	2	1	0	1	1	0	0	0	0	0	0	1	100.0
GLEN MURRAY	2	1	0	1		4	0	0	0	0	0	9	11.1
STEVEN REINPRECHT	2	1	0	1	1-	0	1	0	0	0	0	5	20.0
JOZEF STUMPEL	1	0	1	1	1	2	0	0	0	0	0	1	.0
ERIC BELANGER	2	0	1	1		2	0	0	0	0	0	2	.0
JERE KARALAHTI	2	0	1	1		4	0	0	0	0	0	0	.0
M. NORSTROM	2	0	1	1	1	0	0	0	0	0	0	3	.0
BOB CORKUM	1	0	0	0		2	0	0	0	0	0	0	.0
CRAIG JOHNSON	1	0	0	0		2	0	0	0	0	0	1	.0
SCOTT THOMAS	1	0	0	0	1-	0	0	0	0	0	0	0	.0
K. BUCHBERGER	2	0	0	0	1-	5	0	0	0	0	0	2	.0
NELSON EMERSON	2	0	0	0		0	0	0	0	0	0	5	.0
IAN LAPERRIERE	2	0	0	0	2	2	0	0	0	0	0	1	.0
JAROSLAV MODRY	2	0	0	0	1-	0	0	0	0	0	0	1	.0
M. SCHNEIDER	2	0	0	0		0	0	0	0	0	0	3	.0
JAMIE STORR	2	0	0	0		2	0	0	0	0	0	0	.0
LUBOMIR VISNOVSKY	2	0	0	0	1-	0	0	0	0	0	0	2	.0

Power-play: 3-8 37.5%
Penalty killing: 7-11 63.6%

GOALTENDING

SABRES	GP	MIN	GA	Avg	EN	SO	W	L	T	Shots	Save%
MIKA NORONEN	1	60	3	3.0	0	0	1	0	0	22	.864
DOMINIK HASEK	1	59	3	3.1	0	0	0	1	0	30	.900

KINGS	GP	MIN	GA	Avg	EN	SO	W	L	T	Shots	Save%
JAMIE STORR	2	119	6	3.0	1	0	1	1	0	44	.864

MINNESOTA WILD VS. BUFFALO SABRES

Summary: Won- 1 Lost- 0 Tied- 0

At BUFFALO	Score		Attend.	Goaltenders	W/T Goal
Nov. 17, 2000	SABRES 3	WILD 1	16,590	HASEK/ MCLENNAN	RICHARD SMEHLIK

Goals by Period:	1st	2nd	3rd	OT	Total
SABRES	0	0	3	0	3
KINGS	1	0	0	0	1

Shots by Period:	1st	2nd	3rd	OT	Total
SABRES	5	16	16	0	37
KINGS	7	9	7	0	23

INDIVIDUAL SCORING

SABRES	GP	G	A	TP	+/-	PM	PP	SH	GW	GT	EN	S	Pctg
M. AFINOGENOV	1	1	0	1	1	0	0	0	0	0	1	3	33.3
DENIS HAMEL	1	1	0	1	1	0	0	0	0	0	0	3	33.3
RICHARD SMEHLIK	1	1	0	1	2	0	0	0	1	0	0	1	100.0
J.P. DUMONT	1	0	1	1		0	0	0	0	0	0	1	.0
DOUG GILMOUR	1	0	1	1	1	0	0	0	0	0	0	7	.0
MIROSLAV SATAN	1	0	1	1	1	0	0	0	0	0	0	2	.0
RHETT WARRENER	1	0	1	1		5	0	0	0	0	0	2	.0
D. ANDREYCHUK	1	0	0	0	1-	0	0	0	0	0	0	1	.0
ERIC BOULTON	1	0	0	0		0	0	0	0	0	0	2	.0
CURTIS BROWN	1	0	0	0	1	0	0	0	0	0	0	3	.0
CHRIS GRATTON	1	0	0	0	1	2	0	0	0	0	0	0	.0
DMITRI KALININ	1	0	0	0		0	0	0	0	0	0	4	.0
JAY MCKEE	1	0	0	0	1	0	0	0	0	0	0	0	.0
ERIK RASMUSSEN	1	0	0	0		0	0	0	0	0	0	2	.0
CHRIS TAYLOR	1	0	0	0		0	0	0	0	0	0	2	.0
VACLAV VARADA	1	0	0	0	1	0	0	0	0	0	0	0	.0
JASON WOOLLEY	1	0	0	0	1	2	0	0	0	0	0	0	.0
ALEXEI ZHITNIK	1	0	0	0		0	0	0	0	0	0	4	.0

Power-play: 0-3 0%
Penalty killing: 1-1 100.0%

WILD	GP	G	A	TP	+/-	PM	PP	SH	GW	GT	EN	S	Pctg
PETER BARTOS	1	1	0	1		0	0	0	0	0	0	1	100.0
LADISLAV BENYSEK	1	0	1	1		0	0	0	0	0	0	0	.0
BRAD BOMBARDIR	1	0	1	1		0	0	0	0	0	0	0	.0
SYLVAIN BLOUIN	1	0	0	0		5	0	0	0	0	0	1	.0
JIM DOWD	1	0	0	0	1-	0	0	0	0	0	0	3	.0
D. HENDRICKSON	1	0	0	0	1-	0	0	0	0	0	0	3	.0
MATT JOHNSON	1	0	0	0	1-	0	0	0	0	0	0	0	.0
ANTTI LAAKSONEN	1	0	0	0	1-	0	0	0	0	0	0	3	.0
C. LESCHYSHYN	1	0	0	0	1-	0	0	0	0	0	0	2	.0
CHRISTIAN MATTE	1	0	0	0		0	0	0	0	0	0	4	.0
STEVE MCKENNA	1	0	0	0		0	0	0	0	0	0	0	.0
JEFF NIELSEN	1	0	0	0	1-	0	0	0	0	0	0	3	.0
KAI NURMINEN	1	0	0	0		2	0	0	0	0	0	0	.0
SEAN O'DONNELL	1	0	0	0	1-	2	0	0	0	0	0	1	.0
STACY ROEST	1	0	0	0		0	0	0	0	0	0	1	.0
LUBOMIR SEKERAS	1	0	0	0	1-	0	0	0	0	0	0	0	.0
ANDY SUTTON	1	0	0	0	2-	2	0	0	0	0	0	0	.0
WES WALZ	1	0	0	0	1-	2	0	0	0	0	0	1	.0

Power-play: 0-1 0%
Penalty killing: 3-3 100.0%

GOALTENDING

SABRES	GP	MIN	GA	Avg	EN	SO	W	L	T	Shots	Save%
DOMINIK HASEK	1	60	1	1.0	0	0	1	0	0	23	.957

WILD	GP	MIN	GA	Avg	EN	SO	W	L	T	Shots	Save%
JAMIE MCLENNAN	1	59	2	2.0	1	0	0	1	0	36	.944

MONTREAL CANADIENS VS. BUFFALO SABRES

Summary: Won- 3 Lost- 2 Tied- 0

At BUFFALO	Score		Attend.	Goaltenders	W/T Goal
Nov. 3, 2000	SABRES 5	CANADIENS 4	17,666	HASEK/ THEODORE, GARON	CHRIS GRATTON
Feb. 11, 2001	SABRES 3	CANADIENS 4	18,690	HASEK/ HACKETT	PATRICK POULIN
At MONTREAL	**Score**		**Attend.**	**Goaltenders**	**W/T Goal**
Oct. 17, 2000	SABRES 3	CANADIENS 4	19,513	HASEK/ THEODORE	MARTIN RUCINSKY
Nov. 25, 2000	SABRES 5	CANADIENS 3	21,273	BIRON/ GARON	STU BARNES
Dec. 5, 2000	SABRES 3	CANADIENS 2	18,754	BIRON/ THEODORE	DENIS HAMEL

Goals by Period:	1st	2nd	3rd	OT	Total
SABRES	6	7	6	0	19
CANADIENS	3	7	7	0	17

Shots by Period:	1st	2nd	3rd	OT	Total
SABRES	40	36	35	0	111
CANADIENS	48	55	56	0	159

INDIVIDUAL SCORING

SABRES	GP	G	A	TP	+/-	PM	PP	SH	GW	GT	EN	S	Pctg
MIROSLAV SATAN	5	2	4	6	6	2	0	0	0	0	1	10	20.0
STU BARNES	5	3	1	4	1	4	0	1	1	0	0	9	33.3
D. ANDREYCHUK	5	2	1	3	3	2	0	0	0	0	0	5	40.0
DMITRI KALININ	5	2	1	3	2	2	1	0	0	0	0	7	28.6
ALEXEI ZHITNIK	5	2	1	3	1	6	2	0	0	0	0	8	25.0
J.P. DUMONT	5	1	2	3		2	0	0	0	0	0	5	20.0
M. AFINOGENOV	5	0	3	3		4	0	0	0	0	0	8	.0
CURTIS BROWN	5	0	3	3	3	2	0	0	0	0	0	6	.0
V. TSYPLAKOV	3	2	0	2	1	4	0	0	0	0	0	4	50.0
DENIS HAMEL	2	1	1	2	1	0	0	0	1	0	0	4	25.0
JAMES PATRICK	3	1	1	2	3	0	0	0	0	0	0	4	25.0
CHRIS GRATTON	5	1	1	2	1-	27	0	0	1	0	0	6	16.7
VACLAV VARADA	5	1	1	2	2-	6	0	0	0	0	0	5	20.0
DOUG GILMOUR	3	0	2	2	2	0	0	0	0	0	0	3	.0
RICHARD SMEHLIK	5	0	2	2	4	0	0	0	0	0	0	4	.0
ERIC BOULTON	2	1	0	1	1	16	0	0	0	0	0	3	33.3
CHRIS TAYLOR	1	0	1	1	1	0	0	0	0	0	0	1	.0
DOMINIK HASEK	3	0	1	1		0	0	0	0	0	0	0	.0
ROB RAY	4	0	1	1		20	0	0	0	0	0	2	.0
RHETT WARRENER	4	0	1	1		4	0	0	0	0	0	3	.0
JASON WOOLLEY	4	0	1	1		6	0	0	0	0	0	7	.0
JAY MCKEE	4	0	0	0	2	0	0	0	0	0	0	1	.0
ERIK RASMUSSEN	5	0	0	0		4	0	0	0	0	0	6	.0

Power-play: 3-20 15.0%
Penalty killing: 21-28 75.0%

CANADIENS	GP	G	A	TP	+/-	PM	PP	SH	GW	GT	EN	S	Pctg
TREVOR LINDEN	5	2	3	5		4	2	0	0	0	0	14	14.3
OLEG PETROV	5	1	3	4	2-	0	0	0	0	0	0	10	10.0
PATRICK POULIN	4	2	1	3	3	0	0	0	1	0	0	8	25.0
MARTIN RUCINSKY	5	2	1	3	7-	8	2	0	1	0	0	13	15.4
DAINIUS ZUBRUS	5	2	1	3	4-	6	1	0	0	0	0	13	15.4
SERGEI ZHOLTOK	4	1	2	3	1-	0	0	0	0	0	0	14	7.1
P. BRISEBOIS	4	0	3	3	2-	2	0	0	0	0	0	16	.0
STEPHANE ROBIDAS	3	2	0	2	1-	0	1	0	0	0	0	7	28.6
KARL DYKHUIS	4	2	0	2	1-	2	1	0	0	0	0	5	40.0
CRAIG DARBY	5	1	1	2	3-	0	0	0	0	0	0	10	10.0
ARRON ASHAM	2	0	2	2	1	4	0	0	0	0	0	0	.0
BENOIT BRUNET	3	0	2	2	1-	2	0	0	0	0	0	5	.0
BRIAN SAVAGE	4	0	2	2	4-	0	0	0	0	0	0	12	.0
ERIC WEINRICH	5	0	2	2	2-	6	0	0	0	0	0	6	.0
JUHA LIND	1	1	0	1	1	0	0	0	0	0	0	1	100.0
ERIC LANDRY	3	1	0	1	1-	0	0	0	0	0	0	5	20.0
M. DESCOTEAUX	1	0	1	1		0	0	0	0	0	0	0	.0
SAKU KOIVU	1	0	1	1	1-	0	0	0	0	0	0	1	.0
JOHAN WITEHALL	1	0	1	1	1	0	0	0	0	0	0	4	.0
A. BASHKIROV	2	0	1	1	1	0	0	0	0	0	0	1	.0
F. BOUILLON	2	0	1	1	1	0	0	0	0	0	0	3	.0
JIM CAMPBELL	2	0	1	1		2	0	0	0	0	0	0	.0
P.J. STOCK	3	0	1	1	1	5	0	0	0	0	0	1	.0
ANDREI MARKOV	5	0	1	1	4-	2	0	0	0	0	0	6	.0
ERIC CHOUINARD	1	0	0	0		0	0	0	0	0	0	1	.0
ENRICO CICCONE	1	0	0	0		0	0	0	0	0	0	0	.0
CHAD KILGER	1	0	0	0		4	0	0	0	0	0	0	.0
JASON WARD	2	0	0	0	2-	0	0	0	0	0	0	0	.0
C. LAFLAMME	3	0	0	0	1-	5	0	0	0	0	0	0	.0
CRAIG RIVET	3	0	0	0	1-	4	0	0	0	0	0	2	.0
	3	0	0	0	2-	9	0	0	0	0	0	1	.0

Power-play: 7-28 25.0%
Penalty killing: 17-20 85.0%

GOALTENDING

SABRES	GP	MIN	GA	Avg	EN	SO	W	L	T	Shots	Save%
DOMINIK HASEK	3	179	12	4.0	0	0	1	2	0	95	.874
MARTIN BIRON	2	120	5	2.5	0	0	2	0	0	64	.922

CANADIENS	GP	MIN	GA	Avg	EN	SO	W	L	T	Shots	Save%
JOSE THEODORE	3	132	9	4.1	0	0	1	1	0	6	.839
MATHIEU GARON	2	106	6	3.4	1	0	0	2	0	28	.786
JEFF HACKETT	1	60	3	3.0	0	0	1	0	0	26	.885

NASHVILLE PREDATORS VS. BUFFALO SABRES

Summary: Won- 1 Lost- 0 Tied- 0

At NASHVILLE	Score				Attend.	Goaltenders	W/T Goal
Jan. 6, 2001	SABRES	2	PREDATORS	0	17,113	BIRON/ DUNHAM	CHRIS GRATTON

Goals by Period:	1st	2nd	3rd	OT	Total
SABRES	1	1	0	0	2
PREDATORS	0	0	0	0	0

Shots by Period:	1st	2nd	3rd	OT	Total
SABRES	8	13	5	0	26
PREDATORS	10	6	13	0	29

INDIVIDUAL SCORING

SABRES	GP	G	A	TP	+/-	PM	PP	SH	GW	GT	EN	S	Pctg
STU BARNES	1	1	0	1	1	2	0	0	0	0	0	3	33.3
CHRIS GRATTON	1	1	0	1	1	2	0	0	1	0	0	2	50.0
J.P. DUMONT	1	0	1	1	1	0	0	0	0	0	0	3	.0
RICHARD SMEHLIK	1	0	1	1	1	0	0	0	0	0	0	1	.0
VACLAV VARADA	1	0	1	1	1	0	0	0	0	0	0	3	.0
M. AFINOGENOV	1	0	0	0		0	0	0	0	0	0	1	.0
D.ANDREYCHUK	1	0	0	0		0	0	0	0	0	0	1	.0
ERIC BOULTON	1	0	0	0		0	0	0	0	0	0	1	.0
DOUG GILMOUR	1	0	0	0		0	0	0	0	0	0	1	.0
DENIS HAMEL	1	0	0	0		2	0	0	0	0	0	1	.0
DMITRI KALININ	1	0	0	0	1	0	0	0	0	0	0	1	.0
JAY MCKEE	1	0	0	0		0	0	0	0	0	0	1	.0
JAMES PATRICK	1	0	0	0	1	0	0	0	0	0	0	0	.0
ERIK RASMUSSEN	1	0	0	0	1	0	0	0	0	0	0	1	.0
MIROSLAV SATAN	1	0	0	0	1	0	0	0	0	0	0	2	.0
CHRIS TAYLOR	1	0	0	0		0	0	0	0	0	0	2	.0
RHETT WARRENER	1	0	0	0		2	0	0	0	0	0	1	.0
ALEXEI ZHITNIK	1	0	0	0	1	0	0	0	0	0	0	1	.0

Power-play: 0-1 0%
Penalty killing: 4-4 100.0%

PREDATORS	GP	G	A	TP	+/-	PM	PP	SH	GW	GT	EN
D.BEREHOWSKY	1	0	0	0	2-	2	0	0	0	0	0	.0
A.BOIKOV	1	0	0	0		0	0	0	0	0	0	.0
MARIAN CISAR	1	0	0	0		0	0	0	0	0	3	.0
TOM FITZGERALD	1	0	0	0	1-	0	0	0	0	0	2	.0
SCOTT HARTNELL	1	0	0	0	1-	0	0	0	0	0	1	.0
BILL HOULDER	1	0	0	0	2-	0	0	0	0	0	0	.0
CALE HULSE	1	0	0	0		0	0	0	0	0	1	.0
GREG JOHNSON	1	0	0	0	1-	0	0	0	0	0	2	.0
PATRIC KJELLBERG	1	0	0	0	1-	0	0	0	0	0	1	.0
DAVID LEGWAND	1	0	0	0		0	0	0	0	0	1	.0
RICHARD LINTNER	1	0	0	0		0	0	0	0	0	4	.0
RANDY ROBITAILLE	1	0	0	0		0	0	0	0	0	1	.0
CLIFF RONNING	1	0	0	0	1-	0	0	0	0	0	2	.0
KARLIS SKRASTINS	1	0	0	0		0	0	0	0	0	2	.0
KIMMO TIMONEN	1	0	0	0		0	0	0	0	0	3	.0
ROBERT VALICEVIC	1	0	0	0		0	0	0	0	0	1	.0
SCOTT WALKER	1	0	0	0	1-	0	0	0	0	0	4	.0
V. YACHMENEV	1	0	0	0		0	0	0	0	0	1	.0

Power-play: 0-4 0%
Penalty killing: 1-1 100.0%

GOALTENDING

SABRES	GP	MIN	GA	Avg	EN	SO	W	L	T	Shots	Save%
MARTIN BIRON	1	60	0	.0	0	1	1	0	0	29	1.000

PREDATORS	GP	MIN	GA	Avg	EN	SO	W	L	T	Shots	Save%
MIKE DUNHAM	1	59	2	2.0	0	0	0	1	0	26	.923

NEW JERSEY DEVILS VS. BUFFALO SABRES

Summary: Won- 4 Lost- 0 Tied- 0

At BUFFALO	Score				Attend.	Goaltenders	W/T Goal
Dec. 7, 2000	SABRES	5	DEVILS	2	18,690	HASEK/ BRODEUR	STU BARNES
Feb. 17, 2001	SABRES	5	DEVILS	1	18,297	HASEK/ TERRERI, BRODEUR	ROB RAY
At NEW JERSEY	**Score**				**Attend.**	**Goaltenders**	**W/T Goal**
Nov. 11, 2000	SABRES	4	DEVILS	0	16,248	HASEK/ BRODEUR	J.P. DUMONT
Feb. 22, 2001	SABRES	1	DEVILS	0	15,826	HASEK/ BRODEUR	DAVE ANDREYCHUK

Goals by Period:	1st	2nd	3rd	OT	Total
SABRES	3	7	5	0	15
DEVILS	1	1	1	0	3

Shots by Period:	1st	2nd	3rd	OT	Total
SABRES	38	42	24	0	104
DEVILS	41	35	34	0	110

INDIVIDUAL SCORING

SABRES	GP	G	A	TP	+/-	PM	PP	SH	GW	GT	EN	S	Pctg
MIROSLAV SATAN	4	2	4	6	3	2	0	1	0	0	0	13	15.4
CURTIS BROWN	4	1	4	5	3	0	0	0	0	0	0	6	16.7
M.AFINOGENOV	4	2	2	4	3	4	1	0	0	0	0	16	12.5
J.P. DUMONT	3	1	3	4	3	2	1	0	1	0	0	6	16.7
VACLAV VARADA	4	1	3	4	2	2	0	0	0	0	0	8	12.5
CHRIS GRATTON	4	1	2	3	3	0	0	0	0	0	0	8	12.5
D. ANDREYCHUK	3	2	0	2	2	0	0	0	1	0	0	11	18.2
STU BARNES	3	1	1	2	2	4	0	0	1	0	0	3	33.3
ERIK RASMUSSEN	4	1	1	2	1	0	1	0	0	0	0	3	33.3
RHETT WARRENER	4	1	1	2	6	0	0	0	0	0	0	5	20.0
ALEXEI ZHITNIK	4	0	2	2	3	2	0	0	0	0	0	6	.0
ROB RAY	4	1	0	1	1	0	0	0	1	0	0	3	33.3
JASON WOOLLEY	4	1	0	1		0	1	0	0	0	0	9	11.1
DMITRI KALININ	4	0	1	1	2	6	0	0	0	0	0	2	.0
RICHARD SMEHLIK	4	0	1	1	2	0	0	0	0	0	0	0	.0
JAMES PATRICK	1	0	0	0		0	0	0	0	0	0	0	.0
CHRIS TAYLOR	1	0	0	0		2	0	0	0	0	0	0	.0
ERIC BOULTON	2	0	0	0		0	0	0	0	0	0	2	.0
DENIS HAMEL	2	0	0	0	1	0	0	0	0	0	0	1	.0
DOUG GILMOUR	3	0	0	0		0	0	0	0	0	0	1	.0
JAY MCKEE	3	0	0	0	5	4	0	0	0	0	0	0	.0
V. TSYPLAKOV	3	0	0	0	1	0	0	0	0	0	0	1	.0

Power-play: 4-19 21.1%
Penalty killing: 11-12 91.7%

DEVILS	GP	G	A	TP	+/-	PM	PP	SH	GW	GT	EN	S	Pctg
PETR SYKORA	3	2	0	2		0	0	0	0	0	0	7	28.6
JASON ARNOTT	1	0	2	2		0	0	0	0	0	0	2	.0
COLIN WHITE	4	0	2	2		16	0	0	0	0	0	6	.0
PIERRE DAGENAIS	2	1	0	1		0	1	0	0	0	0	8	12.5
PATRIK ELIAS	4	0	1	1	1-	0	0	0	0	0	0	7	.0
JIRI BICEK	1	0	0	0		0	0	0	0	0	0	1	.0
WILLIE MITCHELL	2	0	0	0	2-	0	0	0	0	0	0	3	.0
A. MOGILNY	2	0	0	0	3-	4	0	0	0	0	0	6	.0
S. NIEDERMAYER	2	0	0	0		0	0	0	0	0	0	3	.0
SCOTT GOMEZ	3	0	0	0	1-	2	0	0	0	0	0	2	.0
BOBBY HOLIK	3	0	0	0	2-	0	0	0	0	0	0	11	.0
STEVE KELLY	3	0	0	0		2	0	0	0	0	0	4	.0
JIM MCKENZIE	3	0	0	0		8	0	0	0	0	0	3	.0
JAY PANDOLFO	3	0	0	0	3-	0	0	0	0	0	0	3	.0
SERGEI BRYLIN	4	0	0	0	4-	0	0	0	0	0	0	10	.0
KEN DANEYKO	4	0	0	0	3-	8	0	0	0	0	0	2	.0
JOHN MADDEN	4	0	0	0	4-	0	0	0	0	0	0	3	.0
RANDY MCKAY	4	0	0	0	4-	2	0	0	0	0	0	1	.0
S. NEMCHINOV	4	0	0	0	3-	0	0	0	0	0	0	6	.0
BRIAN RAFALSKI	4	0	0	0	5-	0	0	0	0	0	0	5	.0
SCOTT STEVENS	4	0	0	0	6-	4	0	0	0	0	0	11	.0
TURNER STEVENSON	4	0	0	0	2-	2	0	0	0	0	0	5	.0
KEN SUTTON	4	0	0	0	1-	4	0	0	0	0	0	1	.0

Power-play: 1-12 8.3%
Penalty killing: 15-19 78.9%

GOALTENDING

SABRES	GP	MIN	GA	Avg	EN	SO	W	L	T	Shots	Save%
DOMINIK HASEK	4	240	3	.8	0	2	4	0	0	110	.973

DEVILS	GP	MIN	GA	Avg	EN	SO	W	L	T	Shots	Save%
M. BRODEUR	4	212	14	4.0	0	0	0	4	0	96	.854
CHRIS TERRERI	1	27	1	2.2	0	0	0	0	0	8	.875

NEW YORK ISLANDERS VS. BUFFALO SABRES

Summary: Won- 4 Lost- 0 Tied- 0

At BUFFALO	Score		Attend.	Goaltenders	W/T Goal
Nov. 9, 2000	SABRES 3	ISLANDERS 0	15,206	HASEK/ VANBIESBROUCK	ALEXEI ZHITNIK
Feb. 7, 2001	SABRES 2	ISLANDERS 1	18,690	HASEK/ DIPIETRO	MAXIM AFINOGENOV

At NEW YORK	Score		Attend.	Goaltenders	W/T Goal
Dec. 30, 2000	SABRES 2	ISLANDERS 0	12,370	BIRON/ VANBIESBROUCK	DENIS HAMEL
Jan. 27, 2001	SABRES 2	ISLANDERS 1	14,248	BIRON/ FLAHERTY, DIPIETRO	STU BARNES

Goals by Period:	1st	2nd	3rd	OT	Total
SABRES	2	3	3	1	9
ISLANDERS	0	0	2	0	2

Shots by Period:	1st	2nd	3rd	OT	Total
SABRES	36	42	36	2	116
ISLANDERS	30	25	37	0	92

INDIVIDUAL SCORING

SABRES	GP	G	A	TP	+/-	PM	PP	SH	GW	GT	EN	S	Pctg
M. AFINOGENOV	4	1	2	3	1	0	0	0	1	0	0	8	12.5
STU BARNES	3	2	0	2	2	0	0	0	1	0	0	7	28.6
DENIS HAMEL	3	2	0	2	2	0	0	1	1	0	0	4	50.0
D. ANDREYCHUK	4	2	0	2	1	6	2	0	0	0	0	13	15.4
ERIK RASMUSSEN	4	1	1	2	2	4	0	0	0	0	1	4	25.0
RICHARD SMEHLIK	3	0	2	2	3	0	0	0	0	0	0	1	.0
J.P. DUMONT	4	0	2	2	2	4	0	0	0	0	0	6	.0
JASON WOOLLEY	4	0	2	2	1	2	0	0	0	0	0	6	.0
ALEXEI ZHITNIK	4	1	0	1	2	8	1	0	1	0	0	9	11.1
CURTIS BROWN	2	0	1	1	1-	0	0	0	0	0	0	7	.0
CHRIS GRATTON	4	0	1	1		0	0	0	0	0	0	4	.0
DMITRI KALININ	4	0	1	1	2	2	0	0	0	0	0	5	.0
MIROSLAV SATAN	4	0	1	1	1	0	0	0	0	0	0	9	.0
VACLAV VARADA	4	0	1	1	2	19	0	0	0	0	0	9	.0
RHETT WARRENER	4	0	1	1	1	14	0	0	0	0	0	5	.0
ERIC BOULTON	1	0	0	0		14	0	0	0	0	0	1	.0
JAMES PATRICK	1	0	0	0		0	0	0	0	0	0	0	.0
CHRIS TAYLOR	1	0	0	0		0	0	0	0	0	0	1	.0
DOMINIK HASEK	2	0	0	0		2	0	0	0	0	0	0	.0
V. TSYPLAKOV	2	0	0	0	1	0	0	0	0	0	0	3	.0
DOUG GILMOUR	4	0	0	0		2	0	0	0	0	0	7	.0
JAY MCKEE	4	0	0	0	1	2	0	0	0	0	0	5	.0
ROB RAY	4	0	0	0		11	0	0	0	0	0	2	.0

Power-play:	3-23	13.0%
Penalty killing:	16-17	94.1%

ISLANDERS	GP	G	A	TP	+/-	PM	PP	SH	GW	GT	EN	S	Pctg
DAVE SCATCHARD	4	1	1	2	1	11	0	0	0	0	0	14	7.1
M. CZERKAWSKI	4	1	0	1	3-	2	1	0	0	0	0	15	6.7
RICK DIPIETRO	2	0	1	1		2	0	0	0	0	0	0	.0
KENNY JONSSON	3	0	1	1	2-	2	0	0	0	0	0	5	.0
CLAUDE LAPOINTE	4	0	1	1		10	0	0	0	0	0	3	.0
KEVIN HALLER	1	0	0	0		2	0	0	0	0	0	0	.0
JURAJ KOLNIK	1	0	0	0		0	0	0	0	0	0	1	.0
EVGENY KOROLEV	1	0	0	0		2	0	0	0	0	0	2	.0
MATS LINDGREN	1	0	0	0		0	0	0	0	0	0	1	.0
BRANISLAV MEZEI	1	0	0	0		2	0	0	0	0	0	0	.0
MIKE STAPLETON	1	0	0	0		0	0	0	0	0	0	0	.0
JESSE BELANGER	2	0	0	0	1-	0	0	0	0	0	0	0	.0
CRAIG BERUBE	2	0	0	0		4	0	0	0	0	0	2	.0
JASON BLAKE	2	0	0	0	1-	0	0	0	0	0	0	4	.0
ARIS BRIMANIS	2	0	0	0	1-	0	0	0	0	0	0	1	.0
ERIC CAIRNS	2	0	0	0	2-	2	0	0	0	0	0	0	.0
OLEG KVASHA	2	0	0	0	2-	0	0	0	0	0	0	2	.0
STEVE MARTINS	2	0	0	0		0	0	0	0	0	0	1	.0
JEFF TOMS	2	0	0	0	1-	0	0	0	0	0	0	2	.0
J.VANBIESBROUCK	2	0	0	0		2	0	0	0	0	0	0	.0
ROMAN HAMRLIK	3	0	0	0	1	14	0	0	0	0	0	2	.0
BRAD ISBISTER	3	0	0	0	2-	8	0	0	0	0	0	2	.0
MARK LAWRENCE	3	0	0	0	1-	7	0	0	0	0	0	2	.0
BILL MUCKALT	3	0	0	0	1	4	0	0	0	0	0	4	.0
RAY SCHULTZ	3	0	0	0		11	0	0	0	0	0	1	.0
ZDENO CHARA	4	0	0	0	3-	4	0	0	0	0	0	4	.0
TIM CONNOLLY	4	0	0	0	3-	4	0	0	0	0	0	11	.0
GARRY GALLEY	4	0	0	0	1-	17	0	0	0	0	0	5	.0
MARK PARRISH	4	0	0	0	3-	0	0	0	0	0	0	5	.0
TAYLOR PYATT	4	0	0	0	2-	0	0	0	0	0	0	3	.0

Power-play:	1-7	5.9%
Penalty killing:	20-23	87.0%

GOALTENDING

SABRES	GP	MIN	GA	Avg	EN	SO	W	L	T	Shots	Save%
DOMINIK HASEK	2	121	1	.5	0	1	2	0	0	53	.981
MARTIN BIRON	2	120	1	.5	0	1	2	0	0	39	.974

ISLANDERS	GP	MIN	GA	Avg	EN	SO	W	L	T	Shots	Save%
J. VANBIESBROUCK	2	119	4	2.0	1	0	0	2	0	54	.926
WADE FLAHERTY	1	4	0	.0	0	0	0	0	0	1	1.000
RICK DIPIETRO	2	117	4	2.1	0	0	0	2	0	60	.933

NEW YORK RANGERS VS. BUFFALO SABRES

Summary: Won- 3 Lost- 1 Tied- 0

At BUFFALO	Score		Attend.	Goaltenders	W/T Goal
Nov. 24, 2000	SABRES 3	RANGERS 2	18,690	HASEK/ RICHTER	JASON WOOLLEY
March 14, 2001	SABRES 6	RANGERS 3	18,205	HASEK/ HEBERT	CHRIS GRATTON

At NEW YORK	Score		Attend.	Goaltenders	W/T Goal
Dec. 8, 2000	SABRES 2	RANGERS 5	18,200	HASEK/ RICHTER	MICHAEL YORK
Feb. 6, 2001	SABRES 6	RANGERS 3	18,200	HASEK/ RICHTER	STU BARNES

Goals by Period:	1st	2nd	3rd	OT	Total
SABRES	7	6	4	0	17
RANGERS	3	4	6	0	13

Shots by Period:	1st	2nd	3rd	OT	Total
SABRES	33	47	37	0	117
RANGERS	36	31	40	0	107

INDIVIDUAL SCORING

SABRES	GP	G	A	TP	+/-	PM	PP	SH	GW	GT	EN	S	Pctg
J.P. DUMONT	4	5	0	5	1	4	1	0	0	0	0	10	50.0
D. ANDREYCHUK	4	2	3	5	3	0	0	0	0	0	0	5	40.0
STU BARNES	4	2	2	4	1	0	1	0	1	0	0	12	16.7
CHRIS GRATTON	4	2	2	4		2	1	0	1	0	0	14	14.3
MIROSLAV SATAN	4	1	3	4	1	4	1	0	0	0	0	12	8.3
JAY MCKEE	4	1	2	3	4	0	0	0	0	0	0	5	20.0
VACLAV VARADA	4	1	2	3		10	0	0	0	0	1	5	20.0
ERIK RASMUSSEN	4	0	3	3		0	0	0	0	0	0	4	.0
ALEXEI ZHITNIK	4	0	3	3	1-	6	0	0	0	0	0	4	.0
STEVE HEINZE	1	1	1	2	2	0	0	0	0	0	0	4	25.0
RICHARD SMEHLIK	4	1	1	2	2-	0	0	0	0	0	0	5	20.0
JASON WOOLLEY	4	1	1	2	2	2	1	0	1	0	0	6	16.7
DOUG GILMOUR	2	0	2	2	1	2	0	0	0	0	0	2	.0
CURTIS BROWN	3	0	2	2	1	2	0	0	0	0	0	2	.0
M. AFINOGENOV	4	0	2	2	2-	4	0	0	0	0	0	9	.0
JAMES PATRICK	3	0	1	1	1	0	0	0	0	0	0	2	.0
ROB RAY	3	0	1	1	1	22	0	0	0	0	0	4	.0
CHRIS TAYLOR	1	0	0	0	1	0	0	0	0	0	0	0	.0
V. TSYPLAKOV	1	0	0	0	1-	2	0	0	0	0	0	1	.0
ERIC BOULTON	2	0	0	0		4	0	0	0	0	0	1	.0
DENIS HAMEL	2	0	0	0	1-	0	0	0	0	0	0	4	.0
DMITRI KALININ	3	0	0	0	1-	0	0	0	0	0	0	2	.0
RHETT WARRENER	3	0	0	0	4	2	0	0	0	0	0	4	.0
DOMINIK HASEK	4	0	0	0		10	0	0	0	0	0	0	.0

Power-play:	5-18	27.8%
Penalty killing:	15-19	78.9%

RANGERS	GP	G	A	TP	+/-	PM	PP	SH	GW	GT	EN	S	Pctg
THEOREN FLEURY	3	2	3	5	1	4	1	0	0	0	0	13	15.4
BRIAN LEETCH	4	0	5	5	2-	2	0	0	0	0	0	11	.0
JAN HLAVAC	4	1	3	4		0	0	0	0	0	0	8	12.5
MARK MESSIER	4	1	3	4	1-	0	1	0	0	0	0	5	20.0
RADEK DVORAK	4	2	1	3		0	0	0	0	0	0	13	15.4
PETR NEDVED	4	1	2	3	1	2	0	0	0	0	0	11	9.1
MICHAEL YORK	4	1	2	3		4	0	0	1	0	0	6	16.7
MICHAL GROSEK	3	2	0	2	1-	0	1	0	0	0	0	9	22.2
BRAD BROWN	2	1	0	1		0	0	0	0	0	0	2	50.0
JEFF ULMER	2	1	0	1	2-	0	0	0	0	0	0	2	50.0
KIM JOHNSSON	4	1	0	1		2	1	0	0	0	0	6	16.7
DALE PURINTON	3	0	1	1		0	0	0	0	0	0	0	.0
S. MCCARTHY	4	0	1	1		24	0	0	0	0	0	5	.0
COLIN FORBES	1	0	0	0	2-	0	0	0	0	0	0	0	.0
ALEXEI GUSAROV	1	0	0	0	2-	0	0	0	0	0	0	1	.0
ERIC LACROIX	1	0	0	0		0	0	0	0	0	0	0	.0
B. ROBERTSSON	1	0	0	0	1-	2	0	0	0	0	0	0	.0
JEFF TOMS	1	0	0	0		0	0	0	0	0	0	0	.0
JOHAN WITEHALL	1	0	0	0		0	0	0	0	0	0	0	.0
VALERI KAMENSKY	2	0	0	0		0	0	0	0	0	0	3	.0
TOMAS KLOUCEK	2	0	0	0	2-	4	0	0	0	0	0	2	.0
TIM TAYLOR	2	0	0	0	1-	0	0	0	0	0	0	1	.0
M.MALHOTRA	3	0	0	0	3-	0	0	0	0	0	0	1	.0
ADAM GRAVES	4	0	0	0	1-	4	0	0	0	0	0	7	.0
SYLVAIN LEFEBVRE	4	0	0	0		2	0	0	0	0	0	0	.0
RICHARD PILON	4	0	0	0		33	0	0	0	0	0	1	.0

Power-play:	4-19	21.1%
Penalty killing:	13-18	72.2%

GOALTENDING

SABRES	GP	MIN	GA	Avg	EN	SO	W	L	T	Shots	Save%
DOMINIK HASEK	4	240	13	3.3	0	0	3	1	0	107	.879

RANGERS	GP	MIN	GA	Avg	EN	SO	W	L	T	Shots	Save%
MIKE RICHTER	3	178	11	3.7	0	0	1	2	0	85	.871
GUY HEBERT	1	60	5	5.0	1	0	0	1	0	31	.839

OTTAWA SENATORS VS. BUFFALO SABRES

Summary: Won- 4 Lost- 1 Tied- 0

At BUFFALO	Score		Attend.	Goaltenders	W/T Goal
Dec. 29, 2000	SABRES 2	SENATORS 0	18,690	HASEK/ LALIME	VACLAV VARADA
Feb. 19, 2001	SABRES 2	SENATORS 0	18,690	BIRON/ LALIME	J.P. DUMONT

At OTTAWA	Score		Attend.	Goaltenders	W/T Goal
Nov. 28, 2000	SABRES 1	SENATORS 3	16,390	HASEK/ LALIME	ALEXEI YASHIN
Feb. 10, 2001	SABRES 2	SENATORS 1	18,500	HASEK/ LALIME	MAXIM AFINOGENOV
Feb. 27, 2001	SABRES 4	SENATORS 1	17,178	HASEK/ LALIME	J.P. DUMONT

Goals by Period:	1st	2nd	3rd	OT	Total
SABRES	3	4	3	1	11
SENATORS	1	3	1	0	5

Shots by Period:	1st	2nd	3rd	OT	Total
SABRES	31	42	31	1	105
SENATORS	37	62	57	1	157

INDIVIDUAL SCORING

SABRES	GP	G	A	TP	+/-	PM	PP	SH	GW	GT	EN	S	Pctg
J.P. DUMONT	5	3	2	5		2	2	0	2	0	0	6	50.0
MIROSLAV SATAN	5	3	0	3	1-	0	0	0	0	0	0	12	25.0
CHRIS GRATTON	5	1	2	3	1	0	1	0	0	0	0	10	10.0
ERIK RASMUSSEN	5	1	2	3	2	2	0	0	0	0	0	4	25.0
DOUG GILMOUR	4	0	3	3		0	0	0	0	0	0	1	.0
V. TSYPLAKOV	4	1	1	2	2	2	0	0	0	0	0	4	25.0
M. AFINOGENOV	5	1	1	2	2	2	0	0	1	0	0	6	16.7
STU BARNES	5	0	2	2	2-	0	0	0	0	0	0	5	.0
ALEXEI ZHITNIK	5	0	2	2	2	2	0	0	0	0	0	7	.0
VACLAV VARADA	4	1	0	1		2	0	0	1	0	0	8	12.5
RHETT WARRENER	4	0	1	1		9	0	0	0	0	0	6	.0
DMITRI KALININ	5	0	1	1		2	0	0	0	0	0	3	.0
ERIC BOULTON	2	0	0	0		5	0	0	0	0	0	1	.0
BRIAN CAMPBELL	2	0	0	0		0	0	0	0	0	0	2	.0
DENIS HAMEL	2	0	0	0		0	0	0	0	0	0	4	.0
CHRIS TAYLOR	2	0	0	0		0	0	0	0	0	0	2	.0
JAMES PATRICK	3	0	0	0	3	2	0	0	0	0	0	2	.0
RICHARD SMEHLIK	3	0	0	0		0	0	0	0	0	0	0	.0
D. ANDREYCHUK	4	0	0	0		0	0	0	0	0	0	9	.0
CURTIS BROWN	4	0	0	0	3	2	0	0	0	0	0	5	.0
JAY MCKEE	4	0	0	0	1	25	0	0	0	0	0	4	.0
ROB RAY	4	0	0	0		5	0	0	0	0	0	2	.0
JASON WOOLLEY	4	0	0	0		6	0	0	0	0	0	2	.0
DOMINIK HASEK	5	0	0	0		2	0	0	0	0	0	0	.0

Power-play: 3-19 15.8%
Penalty killing: 19-19 100.0%

SENATORS	GP	G	A	TP	+/-	PM	PP	SH	GW	GT	EN	S	Pctg
SHAWN MCEACHERN	5	3	1	4		2	0	0	0	0	1	21	14.3
ALEXEI YASHIN	5	2	1	3	1-	6	0	0	1	0	0	19	10.5
DANIEL ALFREDSSON	5	0	3	3	2	0	0	0	0	0	0	17	.0
RADEK BONK	4	0	2	2	1	4	0	0	0	0	0	7	.0
MAGNUS ARVEDSON	3	0	1	1	1	2	0	0	0	0	0	4	.0
MARIAN HOSSA	4	0	1	1		2	0	0	0	0	0	10	.0
A. DACKELL	5	0	1	1	2-	0	0	0	0	0	0	3	.0
IVAN CIERNIK	1	0	0	0		0	0	0	0	0	0	0	.0
SEAN GAGNON	1	0	0	0	1	5	0	0	0	0	0	0	.0
J. KWIATKOWSKI	1	0	0	0		0	0	0	0	0	0	0	.0
VACLAV PROSPAL	1	0	0	0		0	0	0	0	0	0	2	.0
JOHN EMMONS	2	0	0	0	1-	0	0	0	0	0	0	6	.0
PETR SCHASTLIVY	2	0	0	0		0	0	0	0	0	0	1	.0
TODD WHITE	2	0	0	0		0	0	0	0	0	0	1	.0
COLIN FORBES	3	0	0	0		20	0	0	0	0	0	5	.0
RICARD PERSSON	3	0	0	0		0	0	0	0	0	0	3	.0
JASON YORK	3	0	0	0	2-	4	0	0	0	0	0	5	.0
MIKE FISHER	4	0	0	0	1-	2	0	0	0	0	0	7	.0
MARTIN HAVLAT	4	0	0	0	5-	0	0	0	0	0	0	3	.0
KAREL RACHUNEK	4	0	0	0	3-	0	0	0	0	0	0	2	.0
JAMIE RIVERS	4	0	0	0	1	0	0	0	0	0	0	3	.0
ANDRE ROY	4	0	0	0		12	0	0	0	0	0	6	.0
SHANE HNIDY	5	0	0	0	1	4	0	0	0	0	0	7	.0
CHRIS PHILLIPS	5	0	0	0	5-	2	0	0	0	0	0	13	.0
WADE REDDEN	5	0	0	0	1	0	0	0	0	0	0	12	.0
ROB ZAMUNER	5	0	0	0	2-	2	0	0	0	0	0		

Power-play: 0-19 0%
Penalty killing: 16-19 84.2%

GOALTENDING

SABRES	GP	MIN	GA	Avg	EN	SO	W	L	T	Shots	Save%
DOMINIK HASEK	5	301	4	.8	1	2	4	1	0	156	.974

SENATORS	GP	MIN	GA	Avg	EN	SO	W	L	T	Shots	Save%
PATRICK LALIME	5	300	11	2.2	0	0	1	4	0	105	.895

PHILADELPHIA FLYERS VS. BUFFALO SABRES

Summary: Won- 0 Lost- 4 Tied- 0

At BUFFALO	Score		Attend.	Goaltenders	W/T Goal
Nov. 22, 2000	SABRES 1	FLYERS 3	17,776	HASEK/ CECHMANEK	DAYMOND LANGKOW
April 8, 200	SABRES 1	FLYERS 2	18,690	HASEK/ CECHMANEK	RUSLAN FEDOTENKO

At PHILADELPHIA	Score		Attend.	Goaltenders	W/T Goal
Nov. 4, 2000	SABRES 0	FLYERS 3	19,533	HASEK/ CECHMANEK	RUSLAN FEDOTENKO
March 1, 2001	SABRES 0	FLYERS 2	19,553	HASEK/ CECHMANEK	KEITH PRIMEAU

Goals by Period:	1st	2nd	3rd	OT	Total
SABRES	0	0	2	0	2
FLYERS	0	6	4	0	10

Shots by Period:	1st	2nd	3rd	OT	Total
SABRES	25	37	40	0	102
FLYERS	35	39	30	0	104

INDIVIDUAL SCORING

SABRES	GP	G	A	TP	+/-	PM	PP	SH	GW	GT	EN	S	Pctg
MIROSLAV SATAN	4	0	2	2	3-	0	0	0	0	0	0	13	.0
DONALD AUDETTE	1	1	0	1	1-	0	1	0	0	0	0	5	20.0
ALEXEI ZHITNIK	4	1	0	1	4-	2	0	0	0	0	0	6	16.7
STU BARNES	3	0	1	1		0	0	0	0	0	0	3	.0
DOUG GILMOUR	4	0	1	1	2-	2	0	0	0	0	0	9	.0
ERIC BOULTON	1	0	0	0		0	0	0	0	0	0	0	.0
BRIAN CAMPBELL	1	0	0	0		2	0	0	0	0	0	2	.0
STEVE HEINZE	1	0	0	0	1-	2	0	0	0	0	0	3	.0
CHRIS TAYLOR	1	0	0	0	1-	0	0	0	0	0	0	5	.0
JASON WOOLLEY	1	0	0	0		2	0	0	0	0	0	3	.0
DENIS HAMEL	2	0	0	0		2	0	0	0	0	0	1	.0
M. AFINOGENOV	3	0	0	0	1-	0	0	0	0	0	0	8	.0
D.ANDREYCHUK	3	0	0	0	2-	0	0	0	0	0	0	1	.0
ROB RAY	3	0	0	0	1-	15	0	0	0	0	0	2	.0
RICHARD SMEHLIK	3	0	0	0	2-	0	0	0	0	0	0	2	.0
V. TSYPLAKOV	3	0	0	0	1-	2	0	0	0	0	0	3	.0
VACLAV VARADA	3	0	0	0	1-	0	0	0	0	0	0	5	.0
RHETT WARRENER	3	0	0	0	2-	0	0	0	0	0	0	3	.0
CURTIS BROWN	4	0	0	0	3-	2	0	0	0	0	0	4	.0
J.P. DUMONT	4	0	0	0	3-	4	0	0	0	0	0	2	.0
CHRIS GRATTON	4	0	0	0	3-	4	0	0	0	0	0	6	.0
DMITRI KALININ	4	0	0	0	4-	4	0	0	0	0	0	6	.0
JAY MCKEE	4	0	0	0	2-	0	0	0	0	0	0	2	.0
JAMES PATRICK	4	0	0	0	2-	2	0	0	0	0	0	4	.0
ERIK RASMUSSEN	4	0	0	0	1-	0	0	0	0	0	0	4	.0

Power-play: 1-12 8.3%
Penalty killing: 12-13 92.3%

FLYERS	GP	G	A	TP	+/-	PM	PP	SH	GW	GT	EN	S	Pctg
KEITH PRIMEAU	3	2	2	4	4	0	0	0	1	0	0	9	22.2
RUSLAN FEDOTENKO	4	2	2	4	4	6	0	0	2	0	0	4	50.0
SIMON GAGNE	3	1	3	4	5	0	0	0	0	0	0	5	20.0
MARK RECCHI	3	1	3	4	3	0	1	0	0	0	0	6	16.7
D. LANGKOW	4	1	3	4	5	4	0	0	1	0	0	8	12.5
DEREK PLANTE	1	1	1	2	2	0	0	0	0	0	0	3	33.3
ERIC DESJARDINS	1	.1	2	5	-	4	0	0	0	0	0	8	12.5
DANIEL MCGILLIS	4	1	0	1	2	2	0	0	0	0	0	7	14.3
MICHAL SYKORA	2	0	1	1	2	0	0	0	0	0	0	2	.0
JUSTIN WILLIAMS	2	0	1	1	1	0	0	0	0	0	0	5	.0
JODY HULL	4	0	1	1		0	0	0	0	0	0	5	.0
MARK GREIG	1	0	0	0		0	0	0	0	0	0	3	.0
JOHN LECLAIR	1	0	0	0		0	0	0	0	0	0	1	.0
D. MCAMMOND	1	0	0	0		0	0	0	0	0	0	0	.0
GINO ODJICK	1	0	0	0		10	0	0	0	0	0	3	.0
KEVIN STEVENS	1	0	0	0	1-	0	0	0	0	0	0	1	.0
P.J. STOCK	1	0	0	0		0	0	0	0	0	0	1	.0
RICK TOCCHET	1	0	0	0	1	0	0	0	0	0	0	1	.0
STEVE WASHBURN	1	0	0	0		0	0	0	0	0	0	0	.0
ANDY DELMORE	3	0	0	0	2	0	0	0	0	0	0	8	.0
CHRIS MCALLISTER	3	0	0	0	2	4	0	0	0	0	0	2	.0
TODD FEDORUK	4	0	0	0		9	0	0	0	0	0	0	.0
K. MANDERVILLE	4	0	0	0	1	2	0	0	0	0	0	7	.0
PAUL RANHEIM	4	0	0	0		0	0	0	0	0	0	4	.0
L. RICHARDSON	4	0	0	0		2	0	0	0	0	0	3	.0
CHRIS THERIEN	4	0	0	0	3	0	0	0	0	0	0	5	.0
PETER WHITE	4	0	0	0	1-	0	0	0	0	0	0	3	.0

Power-play: 1-13 7.7%
Penalty killing: 11-12 91.7%

GOALTENDING

SABRES	GP	MIN	GA	Avg	EN	SO	W	L	T	Shots	Save%
DOMINIK HASEK	4	237	10	2.5	0	0	0	4	0	104	.904

FLYERS	GP	MIN	GA	Avg	EN	SO	W	L	T	Shots	Save%
R. CECHMANEK	4	240	2	.5	0	2	4	0	0	102	.980

PHOENIX COYOTES VS. BUFFALO SABRES

Summary: Won- 0 Lost- 1 Tied- 0

At BUFFALO	Score			Attend.	Goaltenders	W/T Goal
Feb. 23, 2001	SABRES 3	COYOTES 7		18,690	HASEK, BIRON/ BURKE	JUHA YLONEN

Goals by Period:	1st	2nd	3rd	OT	Total
SABRES	1	0	2	0	3
COYOTES	2	2	3	0	7

Shots by Period:	1st	2nd	3rd	OT	Total
SABRES	11	8	11	0	30
COYOTES	11	11	9	0	31

INDIVIDUAL SCORING

SABRES	GP	G	A	TP	+/-	PM	PP	SH	GW	GT	EN	S	Pctg
CURTIS BROWN	1	1	1	2	1	0	1	0	0	0	0	2	50.0
DOUG GILMOUR	1	0	2	2		0	0	0	0	0	0	1	.0
JASON WOOLLEY	1	0	2	2		0	0	0	0	0	0	0	.0
STU BARNES	1	1	0	1	1	0	0	0	0	0	0	3	33.3
J.P. DUMONT	1	1	0	1		0	0	0	0	0	0	3	33.3
MIROSLAV SATAN	1	0	1	1	1	0	0	0	0	0	0	5	.0
M. AFINOGENOV	1	0	0	0		0	0	0	0	0	0	1	.0
D. ANDREYCHUK	1	0	0	0	1-	2	0	0	0	0	0	1	.0
ERIC BOULTON	1	0	0	0	1-	5	0	0	0	0	0	0	.0
CHRIS GRATTON	1	0	0	0	3-	0	0	0	0	0	0	2	.0
DMITRI KALININ	1	0	0	0	1-	2	0	0	0	0	0	1	.0
JAY MCKEE	1	0	0	0	2-	0	0	0	0	0	0	3	.0
JAMES PATRICK	1	0	0	0	1-	0	0	0	0	0	0	1	.0
ERIK RASMUSSEN	1	0	0	0	3-	0	0	0	0	0	0	1	.0
ROB RAY	1	0	0	0	1-	0	0	0	0	0	0	1	.0
VACLAV VARADA	1	0	0	0	3-	2	0	0	0	0	0	2	.0
RHETT WARRENER	1	0	0	0	2-	0	0	0	0	0	0	2	.0
ALEXEI ZHITNIK	1	0	0	0		4	0	0	0	0	0	1	.0

Power-play:	1-7	14.3%
Penalty killing:	3-5	60.0%

COYOTES	GP	G	A	TP	+/-	PM	PP	SH	GW	GT	EN	S	Pctg
KEITH TKACHUK	1	0	5	5	3	2	0	0	0	0	0	3	.0
JEREMY ROENICK	1	3	1	4	3	0	1	0	0	0	0	5	60.0
SHANE DOAN	1	2	2	4	3	0	1	0	0	0	0	7	28.6
JUHA YLONEN	1	2	0	2	1	0	0	0	1	0	0	2	100.0
JOE JUNEAU	1	0	2	2	1	0	0	0	0	0	0	4	.0
CLAUDE LEMIEUX	1	0	2	2	2	0	0	0	0	0	0	1	.0
TEPPO NUMMINEN	1	0	1	1		2	0	0	0	0	0	2	.0
MIKA ALATALO	1	0	0	0		0	0	0	0	0	0	0	.0
KEITH CARNEY	1	0	0	0	2	2	0	0	0	0	0	0	.0
TRAVIS GREEN	1	0	0	0	2-	2	0	0	0	0	0	0	.0
TREVOR LETOWSKI	1	0	0	0	1-	0	0	0	0	0	0	3	.0
JYRKI LUMME	1	0	0	0		2	0	0	0	0	0	2	.0
BRAD MAY	1	0	0	0	1-	5	0	0	0	0	0	0	.0
STAN NECKAR	1	0	0	0	2	0	0	0	0	0	0	0	.0
RADOSLAV SUCHY	1	0	0	0	1	0	0	0	0	0	0	0	.0
MIKE SULLIVAN	1	0	0	0	1	0	0	0	0	0	0	1	.0
OSSI VAANANEN	1	0	0	0	1	2	0	0	0	0	0	0	.0
LANDON WILSON	1	0	0	0	1-	2	0	0	0	0	0	1	.0

Power-play:	2-5	40.0%
Penalty killing:	6-7	85.0%

GOALTENDING

SABRES	GP	MIN	GA	Avg	EN	SO	W	L	T	Shots	Save%
DOMINIK HASEK	1	40	4	6.0	0	0	0	1	0	22	.818
MARTIN BIRON	1	20	3	9.0	0	0	0	0	0	9	.667

COYOTES	GP	MIN	GA	Avg	EN	SO	W	L	T	Shots	Save%
SEAN BURKE	1	60	3	3.0	0	0	1	0	0	30	.900

PITTSBURGH PENGUINS VS. BUFFALO SABRES

Summary: Won- 1 Lost- 3 Tied- 0

At BUFFALO	Score			Attend.	Goaltenders	W/T Goal
Dec. 1, 2000	SABRES 4	PENGUINS 6		18,690	HASEK/ SNOW	JOSEF BERANEK
Dec. 26, 2000	SABRES 3	PENGUINS 5		18,690	HASEK, BIRON/ SNOW	ALEXEI KOVALEV
At PITTSBURGH	**Score**			**Attend.**	**Goaltenders**	**W/T Goal**
Dec. 2, 2000	SABRES 3	PENGUINS 2		16,958	HASEK/ SNOW	VACLAV VARADA
March 27, 2001	SABRES 1	PENGUINS 4		17,148	BIRON/ HEDBERG	ROBERT LANG

Goals by Period:	1st	2nd	3rd	OT	Total
SABRES	5	5	1	0	11
PENGUINS	6	5	6	0	17

Shots by Period:	1st	2nd	3rd	OT	Total
SABRES	29	31	41	0	101
PENGUINS	39	35	34	0	108

INDIVIDUAL SCORING

SABRES	GP	G	A	TP	+/-	PM	PP	SH	GW	GT	EN	S	Pctg
V. TSYPLAKOV	3	2	2	4	2	0	0	0	0	0	0	6	33.3
MIROSLAV SATAN	4	2	1	3	5-	2	2	0	0	0	0	10	20.0
M. AFINOGENOV	3	1	2	3	3	4	0	0	0	0	0	10	10.0
CHRIS GRATTON	4	1	2	3	2	2	0	0	0	0	0	8	12.5
VACLAV VARADA	4	2	0	2	2-	2	0	0	1	0	0	5	40.0
J.P. DUMONT	4	1	1	2	1-	6	0	0	0	0	0	11	9.1
STU BARNES	4	0	2	2	4-	0	0	0	0	0	0	8	.0
DMITRI KALININ	4	0	2	2	3-	0	0	0	0	0	0	4	.0
D. ANDREYCHUK	4	1	0	1	3-	6	1	0	0	0	0	3	33.3
ROB RAY	4	1	0	1	1-	12	0	0	0	0	0	4	25.0
DONALD AUDETTE	1	0	1	1	1-	0	0	0	0	0	0	1	.0
JAY MCKEE	2	0	1	1	1-	0	0	0	0	0	0	1	.0
CURTIS BROWN	3	0	1	1	3-	0	0	0	0	0	0	5	.0
DENIS HAMEL	3	0	1	1	1-	2	0	0	0	0	0	2	.0
RICHARD SMEHLIK	3	0	1	1	2-	0	0	0	0	0	0	0	.0
ERIK RASMUSSEN	4	0	1	1	4-	15	0	0	0	0	0	5	.0
RHETT WARRENER	4	0	1	1		4	0	0	0	0	0	3	.0
JASON WOOLLEY	4	0	1	1	2-	4	0	0	0	0	0	6	.0
ALEXEI ZHITNIK	4	0	1	1	2-	4	0	0	0	0	0	6	.0
STEVE HEINZE	1	0	0	0	1-	2	0	0	0	0	0	1	.0
DOUG GILMOUR	2	0	0	0	1-	24	0	0	0	0	0	1	.0
JAMES PATRICK	3	0	0	0	4-	0	0	0	0	0	0	1	.0

Power-play:	2-23	13.0%
Penalty killing:	15-17	88.2%

PENGUINS	GP	G	A	TP	+/-	PM	PP	SH	GW	GT	EN	S	Pctg
ROBERT LANG	4	4	4	8	7	2	0	0	1	0	1	8	50.0
JAROMIR JAGR	4	2	5	7	5	4	1	0	0	0	0	14	14.3
MARTIN STRAKA	4	2	4	6	6	4	1	0	0	0	0	8	25.0
ALEXEI KOVALEV	3	3	1	4	2	4	0	0	1	0	0	12	25.0
JOSEF BERANEK	4	2	1	3	3	4	0	0	1	0	0	15	13.3
JAN HRDINA	4	1	2	3	3	2	0	0	0	0	0	2	50.0
ANDREW FERENCE	3	0	3	3	1-	4	0	0	0	0	0	4	.0
HANS JONSSON	4	1	1	2	2	4	0	0	0	0	0	4	25.0
MARIO LEMIEUX	1	0	2	2	1	0	0	0	0	0	0	4	.0
D. KASPARAITIS	4	0	2	2	6	6	0	0	0	0	0	3	.0
KEVIN STEVENS	1	1	0	1	1	0	0	0	0	0	0	1	100.0
RENE CORBET	2	1	0	1		2	0	0	0	0	0	5	20.0
WILLIAM TIBBETTS	1	0	1	1	1	0	0	0	0	0	0	1	.0
JANNE LAUKKANEN	2	0	1	1		0	0	0	0	0	0	1	.0
MICHAL ROZSIVAL	2	0	1	1	3	0	0	0	0	0	0	1	.0
JEFF NORTON	3	0	1	1	2	4	0	0	0	0	0	3	.0
JIRI SLEGR	3	0	1	1		2	0	0	0	0	0	3	.0
ALEXEI MOROZOV	4	0	1	1	1-	0	0	0	0	0	0	2	.0
MARC BERGEVIN	1	0	0	0		2	0	0	0	0	0	0	.0
BOB BOUGHNER	1	0	0	0	2	0	0	0	0	0	0	0	.0
DAN LACOUTURE	1	0	0	0		2	0	0	0	0	0	0	.0
STEVE MCKENNA	1	0	0	0		0	0	0	0	0	0	0	.0
KIP MILLER	1	0	0	0	1-	2	0	0	0	0	0	0	.0
IAN MORAN	1	0	0	0	1-	0	0	0	0	0	0	2	.0
TOBY PETERSEN	1	0	0	0		0	0	0	0	0	0	3	.0
WAYNE PRIMEAU	1	0	0	0	1	4	0	0	0	0	0	1	.0
M. BARNABY	2	0	0	0	2-	2	0	0	0	0	0	1	.0
DANIEL TREBIL	2	0	0	0	1	0	0	0	0	0	0	1	.0
MILAN KRAFT	3	0	0	0	3-	0	0	0	0	0	0	8	.0
ROMAN SIMICEK	3	0	0	0	3-	2	0	0	0	0	0	1	.0
GARTH SNOW	3	0	0	0		2	0	0	0	0	0	0	.0

Power-play:	2-17	11.8%
Penalty killing:	20-23	87.0%

GOALTENDING

SABRES	GP	MIN	GA	Avg	EN	SO	W	L	T	Shots	Save%
DOMINIK HASEK	3	141	10	4.3	1	0	1	1	0	71	.859
MARTIN BIRON	2	98	6	3.7	0	0	0	2	0	36	.833

PENGUINS	GP	MIN	GA	Avg	EN	SO	W	L	T	Shots	Save%
GARTH SNOW	3	178	10	3.4	0	0	2	1	0	82	.878
JOHAN HEDBERG	1	60	1	1.0	0	0	1	0	0	19	.947

SAN JOSE SHARKS VS. BUFFALO SABRES

Summary: Won- 1 Lost- 1 Tied- 0

	Score			Attend.	Goaltenders	W/T Goal
At BUFFALO Dec. 23, 2000	SABRES 5	SHARKS 2		17,441	HASEK/ SHIELDS	MAXIM AFINOGENOV
At SAN JOSE Jan. 9, 2001	SABRES 1	SHARKS 2		17,496	BIRON/ NABOKOV	OWEN NOLAN

Goals by Period:	1st	2nd	3rd	OT	Total
SABRES	4	1	1	0	6
SHARKS	3	1	0	0	4

Shots by Period:	1st	2nd	3rd	OT	Total
SABRES	20	14	13	0	47
SHARKS	21	18	13	0	52

INDIVIDUAL SCORING

SABRES	GP	G	A	TP	+/-	PM	PP	SH	GW	GT	EN	S	Pctg
MIROSLAV SATAN	2	2	1	3	2	4	0	1	0	0	0	5	40.0
CHRIS GRATTON	2	1	2	3	1	2	0	0	0	0	0	6	16.7
J.P. DUMONT	2	1	1	2		6	1	0	0	0	0	5	20.0
ERIK RASMUSSEN	2	0	2	2	1	2	0	0	0	0	0	1	.0
M. AFINOGENOV	2	1	0	1		0	0	0	1	0	0	4	25.0
DOUG GILMOUR	2	1	0	1		0	1	0	0	0	0	1	100.0
CURTIS BROWN	1	0	1	1	1	0	0	0	0	0	0	2	.0
JASON WOOLLEY	1	0	1	1	1	0	0	0	0	0	0	2	.0
JAY MCKEE	2	0	1	1	2	2	0	0	0	0	0	0	.0
RICHARD SMEHLIK	2	0	1	1	1	0	0	0	0	0	0	1	.0
VACLAV VARADA	2	0	1	1	1	2	0	0	0	0	0	3	0
ALEXEI ZHITNIK	2	0	1	1	1-	2	0	0	0	0	0	5	.0
D.ANDREYCHUK	1	0	0	0	1-	0	0	0	0	0	0	0	.0
JAMES PATRICK	1	0	0	0		0	0	0	0	0	0	1	.0
ROB RAY	1	0	0	0		0	0	0	0	0	0	0	.0
CHRIS TAYLOR	1	0	0	0		0	0	0	0	0	0	1	.0
STU BARNES	2	0	0	0		2	0	0	0	0	0	4	.0
ERIC BOULTON	2	0	0	0		0	0	0	0	0	0	2	.0
DENIS HAMEL	2	0	0	0		0	0	0	0	0	0	3	.0
DMITRI KALININ	2	0	0	0	1-	4	0	0	0	0	0	1	.0
RHETT WARRENER	2	0	0	0	2	0	0	0	0	0	0	0	.0

Power-play: 2-12 16.7%
Penalty killing: 10-12 83.3%

SHARKS	GP	G	A	TP	+/-	PM	PP	SH	GW	GT	EN	S	Pctg
OWEN NOLAN	2	1	2	3	1-	0	1	0	1	0	0	8	12.5
GARY SUTER	2	1	1	2	1-	6	1	0	0	0	0	4	25.0
V. DAMPHOUSSE	2	0	2	2		2	0	0	0	0	0	3	.0
S. THORNTON	1	1	0	1	1-	0	0	0	0	0	0	1	100.0
NIKLAS SUNDSTROM	2	1	0	1	1-	0	0	1	0	0	0	2	50.0
MIKE RICCI	2	0	1	1		0	0	0	0	0	0	2	.0
BRAD STUART	2	0	1	1		2	0	0	0	0	0	4	.0
BOBBY DOLLAS	1	0	0	0	1-	0	0	0	0	0	0	0	.0
TODD HARVEY	1	0	0	0		2	0	0	0	0	0	0	.0
SHAWN HEINS	1	0	0	0		0	0	0	0	0	0	0	.0
JIM MONTGOMERY	1	0	0	0		0	0	0	0	0	0	1	.0
MIKE RATHJE	1	0	0	0		0	0	0	0	0	0	3	.0
JEFF FRIESEN	2	0	0	0	2-	0	0	0	0	0	0	3	.0
TONY GRANATO	2	0	0	0		0	0	0	0	0	0	1	.0
SCOTT HANNAN	2	0	0	0	1-	2	0	0	0	0	0	3	.0
A. KOROLYUK	2	0	0	0		0	0	0	0	0	0	5	.0
BRYAN MARCHMENT	2	0	0	0		8	0	0	0	0	0	2	.0
PATRICK MARLEAU	2	0	0	0	1-	0	0	0	0	0	0	4	.0
STEPHANE MATTEAU	2	0	0	0	1-	0	0	0	0	0	0	1	.0
M.RAGNARSSON	2	0	0	0		4	0	0	0	0	0	1	.0
MARCO STURM	2	0	0	0	1-	0	0	0	0	0	0	4	.0

Power-play: 2-12 16.7%
Penalty killing: 10-12 83.3%

GOALTENDING

SABRES	GP	MIN	GA	Avg	EN	SO	W	L	T	Shots	Save%
DOMINIK HASEK	1	60	2	2.0	0	0	1	0	0	32	.938
MARTIN BIRON	1	59	2	2.0	0	0	0	1	0	20	.900

SHARKS	GP	MIN	GA	Avg	EN	SO	W	L	T	Shots	Save%
STEVE SHIELDS	1	60	5	5.0	0	0	0	1	0	24	.792
EVGENI NABOKOV	1	60	1	1.0	0	0	1	0	0	23	.957

ST. LOUIS BLUES VS. BUFFALO SABRES

Summary: Won- 0 Lost- 1 Tied- 0

	Score			Attend.	Goaltenders	W/T Goal
At BUFFALO Nov. 18, 2000	SABRES 1	BLUES 4		19,921	BIRON/ JOHNSON	DALLAS DRAKE

Goals by Period:	1st	2nd	3rd	OT	Total
SABRES	0	0	1	0	1
BLUES	1	2	1	0	4

Shots by Period:	1st	2nd	3rd	OT	Total
SABRES	9	3	9	0	21
BLUES	14	13	12	0	39

INDIVIDUAL SCORING

SABRES	GP	G	A	TP	+/-	PM	PP	SH	GW	GT	EN	S	Pctg
VACLAV VARADA	1	1	0	1	3-	0	1	0	0	0	0	3	33.3
DMITRI KALININ	1	0	1	1	3-	0	0	0	0	0	0	1	.0
JAMES PATRICK	1	0	1	1		0	0	0	0	0	0	0	.0
M.AFINOGENOV	1	0	0	0	1-	0	0	0	0	0	0	2	.0
D.ANDREYCHUK	1	0	0	0		0	0	0	0	0	0	0	.0
ERIC BOULTON	1	0	0	0		7	0	0	0	0	0	0	.0
CURTIS BROWN	1	0	0	0	3-	0	0	0	0	0	0	2	.0
J.P. DUMONT	1	0	0	0	1-	0	0	0	0	0	0	1	.0
DOUG GILMOUR	1	0	0	0	1-	0	0	0	0	0	0	0	.0
CHRIS GRATTON	1	0	0	0	2	0	0	0	0	0	0	1	.0
DENIS HAMEL	1	0	0	0		0	0	0	0	0	0	0	.0
JAY MCKEE	1	0	0	0		2	0	0	0	0	0	3	.0
ERIK RASMUSSEN	1	0	0	0	1-	0	0	0	0	0	0	3	.0
MIROSLAV SATAN	1	0	0	0	2-	0	0	0	0	0	0	0	.0
RICHARD SMEHLIK	1	0	0	0		0	0	0	0	0	0	0	.0
CHRIS TAYLOR	1	0	0	0	1-	2	0	0	0	0	0	1	.0
JASON WOOLLEY	1	0	0	0	1-	0	0	0	0	0	0	3	.0
ALEXEI ZHITNIK	1	0	0	0	4-	0	0	0	0	0	0	1	.0

Power-play: 1-4 25.0%
Penalty killing: 3-3 100.0%

BLUES	GP	G	A	TP	+/-	PM	PP	SH	GW	GT	EN	S	Pctg
DALLAS DRAKE	1	2	0	2	2	0	0	0	1	0	0	5	40.0
SCOTT YOUNG	1	0	2	2	2	0	0	0	0	0	0	6	.0
PAVOL DEMITRA	1	1	0	1	1	0	0	0	0	0	1	2	50.0
SEAN HILL	1	1	0	1	1	0	0	0	0	0	0	1	100.0
CRAIG CONROY	1	0	1	1	1	0	0	0	0	0	0	3	.0
AL MACINNIS	1	0	1	1	3	0	0	0	0	0	0	4	.0
PIERRE TURGEON	1	0	1	1	2	0	0	0	0	0	0	2	.0
LUBOS BARTECKO	1	0	0	0		0	0	0	0	0	0	1	.0
MARC BERGEVIN	1	0	0	0	1	0	0	0	0	0	0	0	.0
MIKE EASTWOOD	1	0	0	0	1	0	0	0	0	0	0	1	.0
MICHAL HANDZUS	1	0	0	0	1	2	0	0	0	0	0	0	.0
JOCHEN HECHT	1	0	0	0	1	0	0	0	0	0	0	8	.0
A. KHAVANOV	1	0	0	0		2	0	0	0	0	0	1	.0
REED LOW	1	0	0	0		7	0	0	0	0	0	0	.0
JAMAL MAYERS	1	0	0	0		2	0	0	0	0	0	2	.0
TYSON NASH	1	0	0	0	1	0	0	0	0	0	0	3	.0
CHRIS PRONGER	1	0	0	0	1	0	0	0	0	0	0	0	.0
BRYCE SALVADOR	1	0	0	0	2	2	0	0	0	0	0	0	.0

Power-play: 0-3 0%
Penalty killing: 3-4 75.0%

GOALTENDING

SABRES	GP	MIN	GA	Avg	EN	SO	W	L	T	Shots	Save%
MARTIN BIRON	1	60	3	3.0	1	0	0	1	0	38	.921

BLUES	GP	MIN	GA	Avg	EN	SO	W	L	T	Shots	Save%
BRENT JOHNSON	1	60	1	1.0	0	0	1	0	0	21	.952

TAMPA BAY LIGHTNING VS. BUFFALO SABRES

Summary: Won- 3 Lost- 1 Tied- 0

At BUFFALO	Score			Attend.	Goaltenders	W/T Goal
Jan. 16, 2001	SABRES 3	LIGHTNING	1	16,309	HASEK/ WEEKES	MIROSLAV SATAN
Feb. 25, 2001	SABRES 5	LIGHTNING	4	18,690	HASEK/ WEEKES	DAVE ANDREYCHUK

At TAMPA	Score			Attend.	Goaltenders	W/T Goal
Feb. 1, 200	SABRES 2	LIGHTNING	4	12,610	BIRON/ WEEKES	KRISTIAN KUDROC
April 1, 2001	SABRES 4	LIGHTNING	2	15,214	HASEK/ WEEKES	MIROSLAV SATAN

Goals by Period:	1st	2nd	3rd	OT	Total
SABRES	3	6	5	0	14
LIGHTNING	2	3	6	0	11

Shots by Period:	1st	2nd	3rd	OT	Total
SABRES	40	34	44	0	118
LIGHTNING	30	41	37	0	108

INDIVIDUAL SCORING

SABRES	GP	G	A	TP	+/-	PM	PP	SH	GW	GT	EN	S	Pctg
MIROSLAV SATAN	4	3	3	6	3	2	1	0	2	0	0	10	30.0
D.ANDREYCHUK	4	3	2	5	4-	0	2	0	1	0	0	10	30.0
ALEXEI ZHITNIK	4	2	3	5	5-	8	1	0	0	0	1	9	22.2
STU BARNES	4	3	1	4	2	0	0	1	0	0	0	10	30.0
DOUG GILMOUR	4	2	2	4	3-	4	2	0	0	0	0	8	25.0
J.P. DUMONT	4	0	3	3	1-	2	0	0	0	0	0	9	.0
CURTIS BROWN	3	0	2	2	2	0	0	0	0	0	0	4	.0
VACLAV VARADA	4	0	2	2	2-	2	0	0	0	0	0	5	.0
V. TSYPLAKOV	2	1	0	1	1-	0	0	0	0	0	0	1	100.0
DONALD AUDETTE	1	0	1	1		2	0	0	0	0	0	4	.0
STEVE HEINZE	1	0	1	1	1	0	0	0	0	0	0	2	.0
ROB RAY	2	0	1	1	1	0	0	0	0	0	0	1	.0
RICHARD SMEHLIK	2	0	1	1	1-	0	0	0	0	0	0	1	.0
DOMINIK HASEK	3	0	1	1		0	0	0	0	0	0	0	.0
CHRIS GRATTON	4	0	1	1	4-	2	0	0	0	0	0	5	.0
JAY MCKEE	4	0	1	1	2	0	0	0	0	0	0	5	.0
RHETT WARRENER	4	0	1	1	1-	0	0	0	0	0	0	8	.0
JASON WOOLLEY	4	0	1	1		2	0	0	0	0	0	7	.0
DENIS HAMEL	1	0	0	0	1-	0	0	0	0	0	0	1	.0
ERIC BOULTON	2	0	0	0		0	0	0	0	0	0	1	.0
DMITRI KALININ	3	0	0	0	2-	2	0	0	0	0	0	3	.0
JAMES PATRICK	3	0	0	0	1	2	0	0	0	0	0	0	.0
M. AFINOGENOV	4	0	0	0	3-	0	0	0	0	0	0	12	.0
ERIK RASMUSSEN	4	0	0	0	1-	2	0	0	0	0	0	2	.0

Power-play: 6-26 23.1%
Penalty killing: 15-15 100.0%

LIGHTNING	GP	G	A	TP	+/-	PM	PP	SH	GW	GT	EN	S	Pctg
RYAN JOHNSON	4	1	3	4	4	0	0	0	0	0	0	5	20.0
BRAD RICHARDS	4	1	2	3	2	2	0	0	0	0	0	11	9.1
MIKE JOHNSON	3	1	1	2	2	4	0	0	0	0	0	6	16.7
TODD WARRINER	3	1	1	2	2	2	0	1	0	0	0	6	16.7
JOHN EMMONS	1	1	0	1	1	2	0	0	0	0	0	1	100.0
SHELDON KEEFE	2	1	0	1	1	2	0	0	0	0	0	1	100.0
KRISTIAN KUDROC	2	1	0	1	1-	2	0	0	1	0	0	1	100.0
PAVEL KUBINA	3	1	0	1		2	0	0	0	0	0	4	25.0
J. CULLIMORE	4	1	0	1		2	0	0	0	0	0	2	50.0
NILS EKMAN	4	1	0	1	1-	6	0	1	0	0	0	2	50.0
MARTIN ST. LOUIS	4	1	0	1	1	0	0	1	0	0	0	14	7.1
K. ASTASHENKO	1	0	1	1	1	0	0	0	0	0	0	0	.0
WAYNE PRIMEAU	1	0	1	1	1	0	0	0	0	0	0	2	.0
M. BARNABY	2	0	1	1	1-	4	0	0	0	0	0	1	.0
FREDRIK MODIN	4	0	1	1	1	4	0	0	0	0	0	13	.0
CORY SARICH	4	0	1	1	2	6	0	0	0	0	0	4	.0
STAN DRULIA	1	0	0	0		0	0	0	0	0	0	0	.0
GORDIE DWYER	1	0	0	0		0	0	0	0	0	0	1	.0
MATT ELICH	1	0	0	0	1-	0	0	0	0	0	0	1	.0
GRANT LEDYARD	1	0	0	0	1-	2	0	0	0	0	0	2	.0
STAN NECKAR	1	0	0	0	1	0	0	0	0	0	0	0	.0
ADRIAN AUCOIN	2	0	0	0	2	0	0	0	0	0	0	2	.0
BEN CLYMER	2	0	0	0		0	0	0	0	0	0	2	.0
SERGEY GUSEV	2	0	0	0	1	0	0	0	0	0	0	0	.0
VINCENT LECAVALIER	2	0	0	0	1-	0	0	0	0	0	0	3	.0
PAUL MARA	2	0	0	0	1	0	0	0	0	0	0	7	.0
BRIAN HOLZINGER	3	0	0	0	4-	30	0	0	0	0	0	5	.0
A. KHARITONOV	3	0	0	0	2-	0	0	0	0	0	0	3	.0
KEVIN WEEKES	4	0	0	0		2	0	0	0	0	0	0	.0
ANDREI ZYUZIN	4	0	0	0	1	4	0	0	0	0	0	9	.0

Power-play: 0-15 0%
Penalty killing: 20-26 76.9%

GOALTENDING

SABRES	GP	MIN	GA	Avg	EN	SO	W	L	T	Shots	Save%
DOMINIK HASEK	3	180	7	2.3	0	0	3	0	0	89	.921
MARTIN BIRON	1	59	4	4.1	0	0	0	1	0	19	.789

LIGHTNING	GP	MIN	GA	Avg	EN	SO	W	L	T	Shots	Save%
KEVIN WEEKES	4	237	13	3.3	1	0	1	3	0	117	.889

TORONTO MAPLE LEAFS VS. BUFFALO SABRES

Summary: Won- 2 Lost- 1 Tied- 2

At BUFFALO	Score			Attend.	Goaltenders	W/T Goal
Oct. 27, 2000	SABRES 2	MAPLE LEAFS	1	18,690	HASEK/ HEALY	ERIK RASMUSSEN
Jan. 5, 2001	SABRES 3	MAPLE LEAFS	3	18,690	HASEK/ HEALY	ALEXEI ZHITNIK
Mar. 20, 2001	SABRES 3	MAPLE LEAFS	0	18,690	HASEK/ HEALY	RHETT WARRENER

At TORONTO	Score			Attend.	Goaltenders	W/T Goal
Jan. 3, 2001	SABRES 1	MAPLE LEAFS	1	19,368	HASEK/ JOSEPH	JONAS HOGLUND
Jan. 20, 2001	SABRES 0	MAPLE LEAFS	2	19,360	HASEK/ JOSEPH	SHAYNE CORSON

Goals by Period:	1st	2nd	3rd	OT	Total
SABRES	4	2	3	0	9
MAPLE LEAFS	3	2	2	0	7

Shots by Period:	1st	2nd	3rd	OT	Total
SABRES	51	49	36	1	137
MAPLE LEAFS	32	40	45	6	123

INDIVIDUAL SCORING

SABRES	GP	G	A	TP	+/-	PM	PP	SH	GW	GT	EN	S	Pctg
DOUG GILMOUR	5	0	3	3	1	10	0	0	0	0	0	3	.0
STEVE HEINZE	1	1	1	2	2	0	0	0	0	0	0	1	100.0
D. ANDREYCHUK	4	1	1	2	2	4	0	0	0	0	0	5	20.0
DMITRI KALININ	5	1	1	2	1	4	0	0	0	0	0	5	20.0
RHETT WARRENER	5	1	1	2	5	6	0	0	1	0	0	12	8.3
STU BARNES	5	0	2	2	1-	2	0	0	0	0	0	13	.0
VACLAV VARADA	5	0	2	2	3	2	0	0	0	0	0	5	.0
DENIS HAMEL	3	1	0	1		2	0	0	0	0	0	5	20.0
M. AFINOGENOV	4	1	0	1	1-	6	0	1	0	0	0	2	50.0
ALEXEI ZHITNIK	4	1	0	1	1	2	0	0	0	0	0	12	8.3
CHRIS GRATTON	5	1	0	1	1-	4	1	0	0	0	0	7	14.3
ERIK RASMUSSEN	5	1	0	1		6	1	0	0	0	0	12	8.3
ERIC BOULTON	3	0	1	1		4	0	0	1	0	0	8	12.5
CURTIS BROWN	3	0	1	1		0	0	0	0	0	0	1	.0
JAY MCKEE	4	0	1	1	1	6	0	0	0	0	0	6	.0
J.P. DUMONT	5	0	1	1	1-	0	0	0	0	0	0	4	.0
MIROSLAV SATAN	5	0	1	1	3-	0	0	0	0	0	0	8	.0
DONALD AUDETTE	1	0	0	0	1	0	0	0	0	0	0	11	.0
BRIAN CAMPBELL	1	0	0	0		0	0	0	0	0	0	6	.0
JAMES PATRICK	3	0	0	0	1-	0	0	0	0	0	0	1	.0
ROB RAY	3	0	0	0		5	0	0	0	0	0	2	.0
RICHARD SMEHLIK	3	0	0	0		0	0	0	0	0	0	0	.0
V. TSYPLAKOV	3	0	0	0	2-	0	0	0	0	0	0	4	.0
JASON WOOLLEY	5	0	0	0	3-	4	0	0	0	0	0	3	.0

Power-play: 2-16 12.5%
Penalty killing: 17-18 94.4%

MAPLE LEAFS	GP	G	A	TP	+/-	PM	PP	SH	GW	GT	EN	S	Pctg
GARY ROBERTS	5	1	2	3	2-	4	0	0	0	0	0	4	25.0
TOMAS KABERLE	5	0	3	3		0	0	0	0	0	0	6	.0
JONAS HOGLUND	5	2	0	2	1	0	1	0	0	1	0	14	14.3
SERGEI BEREZIN	5	1	1	2	1	0	0	0	0	0	0	16	6.3
MATS SUNDIN	5	1	1	2	3-	4	0	0	0	0	0	13	7.7
SHAYNE CORSON	5	-1	0	1	1	16	0	0	1	0	0	7	14.3
IGOR KOROLEV	5	1	0	1	1	2	0	0	0	0	0	4	25.0
DMITRI KHRISTICH	1	0	1	1		0	0	0	0	0	0	1	.0
DANNY MARKOV	4	0	1	1		0	0	0	0	0	0	2	.0
CORY CROSS	5	0	1	1	1-	8	0	0	0	0	0	2	.0
YANIC PERREAULT	5	0	1	1	1	0	0	0	0	0	0	10	.0
DARCY TUCKER	5	0	1	1	1	19	0	0	0	0	0	9	.0
DMITRY YUSHKEVICH	5	0	1	1	2-	2	0	0	0	0	0	8	.0
AKI BERG	1	0	0	0		0	0	0	0	0	0	2	.0
ALYN MCCAULEY	1	0	0	0		0	0	0	0	0	0	0	.0
ADAM MAIR	2	0	0	0		0	0	0	0	0	0	0	.0
STEVE THOMAS	2	0	0	0	3-	0	0	0	0	0	0	5	.0
NIK ANTROPOV	4	0	0	0		2	0	0	0	0	0	5	.0
TIE DOMI	5	0	0	0		16	0	0	0	0	0	4	.0
DAVE MANSON	5	0	0	0		0	0	0	0	0	0	1	.0
BRYAN MCCABE	5	0	0	0	1	6	0	0	0	0	0	5	.0
GARRY VALK	5	0	0	0		4	0	0	0	0	0	5	.0

Power-play: 1-18 5.6%
Penalty killing: 14-16 87.5%

GOALTENDING

SABRES	GP	MIN	GA	Avg	EN	SO	W	L	T	Shots	Save%
DOMINIK HASEK	5	309	7	1.4	0	1	2	1	2	123	.943

MAPLE LEAFS	GP	MIN	GA	Avg	EN	SO	W	L	T	Shots	Save%
GLENN HEALY	2	124	5	2.4	0	0	0	1	1	49	.898
CURTIS JOSEPH	3	185	4	1.3	0	1	1	1	1	88	.955

VANCOUVER CANUCKS VS. BUFFALO SABRES

Summary: Won- 1 Lost- 1 Tied- 0

	Score			Attend.	Goaltenders	W/T Goal
At BUFFALO						
March 16, 2001	SABRES 4	CANUCKS 2		18,690	HASEK/ ESSENSA	STEVE HEINZE
At VANCOUVER						
Oct. 14, 2000	SABRES 0	CANUCKS 4		15,145	HASEK/ POTVIN	BRENDAN MORRISON

Goals by Period:	1st	2nd	3rd	OT	Total
SABRES	1	1	2	0	4
CANUCKS	2	1	3	0	6

Shots by Period:	1st	2nd	3rd	OT	Total
SABRES	20	17	21	0	58
CANUCKS	14	23	16	0	53

INDIVIDUAL SCORING

SABRES	GP	G	A	TP	+/-	PM	PP	SH	GW	GT	EN	S	Pctg
STEVE HEINZE	1	3	0	3		0	1	0	1	0	1	3	100.0
DOUG GILMOUR	2	1	1	2	1	2	0	0	0	0	0	5	20.0
J.P. DUMONT	2	0	1	1	1	2	0	0	0	0	0	2	.0
CHRIS GRATTON	2	0	1	1		4	0	0	0	0	0	2	.0
ERIK RASMUSSEN	2	0	1	1	1-	0	0	0	0	0	0	3	.0
VACLAV VARADA	2	0	1	1		2	0	0	0	0	0	4	.0
ALEXEI ZHITNIK	2	0	1	1	1	0	0	0	0	0	0	5	.0
DENIS HAMEL	1	0	0	0	1-	0	0	0	0	0	0	1	.0
JAMES PATRICK	1	0	0	0	2	0	0	0	0	0	0	2	.0
RICHARD SMEHLIK	1	0	0	0	1-	0	0	0	0	0	0	0	.0
M. AFINOGENOV	2	0	0	0	2-	4	0	0	0	0	0	4	.0
D. ANDREYCHUK	2	0	0	0		2	0	0	0	0	0	4	.0
STU BARNES	2	0	0	0		0	0	0	0	0	0	5	.0
CURTIS BROWN	2	0	0	0		4	0	0	0	0	0	1	.0
DOMINIK HASEK	2	0	0	0		2	0	0	0	0	0	0	.0
DMITRI KALININ	2	0	0	0	2-	0	0	0	0	0	0	5	.0
JAY MCKEE	2	0	0	0		0	0	0	0	0	0	1	.0
ROB RAY	2	0	0	0		0	0	0	0	0	0	0	.0
MIROSLAV SATAN	2	0	0	0		2	0	0	0	0	0	7	.0
RHETT WARRENER	2	0	0	0		2	0	0	0	0	0	3	.0
JASON WOOLLEY	2	0	0	0	2-	2	0	0	0	0	0	1	.0

Power-play:	1-11	9.1%
Penalty killing:	10-12	83.3%

CANUCKS	GP	G	A	TP	+/-	PM	PP	SH	GW	GT	EN	S	Pctg
ED JOVANOVSKI	2	0	3	3	2	2	0	0	0	0	0	5	.0
ADRIAN AUCOIN	1	1	1	2	1	0	1	0	0	0	0	2	50.0
ANDREW CASSELS	2	1	1	2	3-	0	1	0	0	0	0	3	33.3
MATT COOKE	2	1	1	2	2	2	0	0	0	0	0	2	50.0
MARKUS NASLUND	2	0	2	2	1	2	0	0	0	0	0	2	.0
TRENT KLATT	2	1	0	1	1	0	0	0	0	0	0	2	50.0
B. MORRISON	2	1	0	1		0	0	0	1	0	0	6	16.7
HENRIK SEDIN	2	1	0	1	2	0	0	0	0	0	0	6	16.7
D. BEREHOWSKY	1	0	1	1	2	2	0	0	0	0	0	0	.0
STEVE KARIYA	1	0	1	1	1	0	0	0	0	0	0	4	.0
DANIEL SEDIN	2	0	1	1		2	0	0	0	0	0	3	.0
BRENT SOPEL	1	0	0	0	1-	0	0	0	0	0	0	0	.0
MIKE STAPLETON	1	0	0	0		2	0	0	0	0	0	1	.0
JASON STRUDWICK	1	0	0	0		2	0	0	0	0	0	0	.0
MURRAY BARON	2	0	0	0	1-	4	0	0	0	0	0	1	.0
TODD BERTUZZI	2	0	0	0	3-	2	0	0	0	0	0	5	.0
D. BRASHEAR	2	0	0	0		2	0	0	0	0	0	4	.0
SCOTT LACHANCE	2	0	0	0	1	0	0	0	0	0	0	1	.0
MATTIAS OHLUND	2	0	0	0	1-	4	0	0	0	0	0	2	.0
DENIS PEDERSON	2	0	0	0		0	0	0	0	0	0	1	.0
PETER SCHAEFER	2	0	0	0	1-	0	0	0	0	0	0	3	.0

Power-play:	2-12	16.7%
Penalty killing:	10-11	90.9%

GOALTENDING

SABRES	GP	MIN	GA	Avg	EN	SO	W	L	T	Shots	Save%
DOMINIK HASEK	2	120	6	3.0	0	0	1	1	0	53	.887

CANUCKS	GP	MIN	GA	Avg	EN	SO	W	L	T	Shots	Save%
FELIX POTVIN	1	60	0	.0	0	1	1	0	0	27	1.000
BOB ESSENSA	1	59	3	3.1	1	0	0	1	0	30	.900

WASHINGTON CAPITALS VS. BUFFALO SABRES

Summary: Won- 2 Lost- 1 Tied- 1

	Score			Attend.	Goaltenders	W/T Goal
At BUFFALO						
Dec. 21, 2000	SABRES 1	CAPITALS 3		18,690	HASEK/ KOLZIG	PETER BONDRA
April 6, 2001	SABRES 2	CAPITALS 1		18,690	HASEK/ BILLINGTON	DAVE ANDREYCHUK
At WASHINGTON						
Dec. 20, 2000	SABRES 2	CAPITALS 2		13,508	BIRON/ KOLZIG	MIROSLAV SATAN
March 17, 2001	SABRES 3	CAPITALS 2		18,672	BIRON/ KOLZIG	CHRIS GRATTON

Goals by Period:	1st	2nd	3rd	OT	Total
SABRES	2	3	3	0	8
CAPITALS	0	5	3	0	8

Shots by Period:	1st	2nd	3rd	OT	Total
SABRES	36	36	21	1	94
CAPITALS	37	55	49	5	146

INDIVIDUAL SCORING

SABRES	GP	G	A	TP	+/-	PM	PP	SH	GW	GT	EN	S	Pctg
ROB RAY	4	1	2	3	3	14	0	0	0	0	0	4	25.0
DMITRI KALININ	4	0	3	3		2	0	0	0	0	0	4	.0
MIROSLAV SATAN	4	2	0	2		0	1	0	0	1	0	7	28.6
CHRIS GRATTON	4	1	1	2	1-	11	1	0	1	0	0	6	16.7
ALEXEI ZHITNIK	4	0	2	2	1	4	0	0	0	0	0	10	.0
D. ANDREYCHUK	3	1	0	1	1	0	0	0	1	0	0	3	33.3
STU BARNES	4	1	0	1	2	2	0	0	0	0	0	6	16.7
CURTIS BROWN	4	1	0	1	1-	2	0	0	0	0	0	3	33.3
ERIK RASMUSSEN	4	1	0	1	1	2	0	0	0	0	0	4	25.0
DONALD AUDETTE	2	0	1	1	1	2	0	0	0	0	0	2	.0
DENIS HAMEL	2	0	1	1	1	2	0	0	0	0	0	2	.0
STEVE HEINZE	2	0	1	1	1	2	0	0	0	0	0	2	.0
RICHARD SMEHLIK	3	0	1	1	1-	0	0	0	0	0	0	1	.0
J.P. DUMONT	4	0	1	1	2	10	0	0	0	0	0	10	.0
RHETT WARRENER	4	0	1	1		0	0	0	0	0	0	2	.0
BRIAN CAMPBELL	1	0	0	0		0	0	0	0	0	0	0	.0
JASON WOOLLEY	1	0	0	0		2	0	0	0	0	0	2	.0
JAY MCKEE	3	0	0	0		0	0	0	0	0	0	3	.0
VACLAV VARADA	3	0	0	0		0	0	0	0	0	0	5	.0
M. AFINOGENOV	4	0	0	0	2-	2	0	0	0	0	0	8	.0
DOUG GILMOUR	4	0	0	0	4-	4	0	0	0	0	0	5	.0
JAMES PATRICK	4	0	0	0	1	2	0	0	0	0	0	5	.0

Power-play:	2-21	9.5%
Penalty killing:	16-19	84.2%

CAPITALS	GP	G	A	TP	+/-	PM	PP	SH	GW	GT	EN	S	Pctg
PETER BONDRA	4	3	1	4	1	6	1	0	1	0	0	27	11.1
ADAM OATES	3	0	4	4		2	0	0	0	0	0	3	.0
DMITRI KHRISTICH	4	0	3	3	2	0	0	0	0	0	0	6	.0
S. KONOWALCHUK	4	1	1	2	1-	6	0	0	0	0	0	11	9.1
ULF DAHLEN	2	1	0	1		0	1	0	0	0	0	1	100.0
CHRIS SIMON	3	1	0	1	1	0	0	0	0	0	0	10	10.0
SERGEI GONCHAR	4	1	0	1	3	0	1	0	0	0	0	18	5.6
A.NIKOLISHIN	4	1	0	1		0	0	0	0	0	0	15	6.7
CRAIG BILLINGTON	1	0	1	1		0	0	0	0	0	0	0	.0
MATTHEW HERR	2	0	1	1		2	0	0	0	0	0	3	.0
JAMES BLACK	3	0	1	1		0	0	0	0	0	0	1	.0
SYLVAIN COTE	3	0	1	1		0	0	0	0	0	0	7	.0
BRANTT MYHRES	1	0	0	0		2	0	0	0	0	0	0	.0
ROB ZETTLER	1	0	0	0	1-	0	0	0	0	0	0	0	.0
TREVOR LINDEN	2	0	0	0	3-	0	0	0	0	0	0	6	.0
JASON MARSHALL	2	0	0	0		13	0	0	0	0	0	4	.0
DMITRI MIRONOV	2	0	0	0	1-	0	0	0	0	0	0	3	.0
RICHARD ZEDNIK	2	0	0	0	1-	0	0	0	0	0	0	1	.0
DAINIUS ZUBRUS	2	0	0	0	1-	2	0	0	0	0	0	3	.0
C. JOHANSSON	3	0	0	0	3-	2	0	0	0	0	0	5	.0
KEN KLEE	3	0	0	0	1	6	0	0	0	0	0	4	.0
JOE REEKIE	3	0	0	0	1	2	0	0	0	0	0	3	.0
BRENDAN WITT	3	0	0	0	3-	4	0	0	0	0	0	1	.0
JEFF HALPERN	4	0	0	0		4	0	0	0	0	0	5	.0
JOE SACCO	4	0	0	0		4	0	0	0	0	0	3	.0
TRENT WHITFIELD	4	0	0	0		0	0	0	0	0	0	6	.0

Power-play:	3-19	15.8%
Penalty killing:	19-21	90.5%

GOALTENDING

SABRES	GP	MIN	GA	Avg	EN	SO	W	L	T	Shots	Save%
MARTIN BIRON	2	125	4	1.9	0	0	1	0	1	76	.947
DOMINIK HASEK	2	119	4	2.0	0	0	1	1	0	70	.943

CAPITALS	GP	MIN	GA	Avg	EN	SO	W	L	T	Shots	Save%
OLAF KOLZIG	3	184	6	2.0	0	0	1	1	1	67	.910
C. BILLINGTON	1	59	2	2.0	0	0	0	1	0	27	.926

REGULAR SEASON	RECORD
When the Sabres...	
Played a 1-Goal Game	16-13
Played a 2-Goal Game	16-9
Played a 3-Goal Game	14-9
When the Sabres...	
Scored First	38-8-4
Opp. Scored First	8-23-1
Led After 1 Period	25-3-1
Trailed After 1 Period	2-14-1
Tied After 1 Period	19-14-3
Led After 2 Periods	36-2-0
Trailed After 2 Periods	2-23-2
Tied After 2 Periods	8-6-3
Outshot opponent	25-14-2
Were Outshot	19-16-3
Had Even shots	2-1-0
Overtime (2000-01)	4-5-1

PLAYOFFS	RECORD
When the Sabres...	
Played a 1-Goal Game	4-3
Played a 2-Goal Game	0-2
Played a 3-Goal Game	3-1
When the Sabres...	
Scored First	4-3-0
Opp. Scored First	3-3-0
Led After 1 Period	4-2-0
Trailed After 1 Period	2-2-0
Tied After 1 Period	1-2-0
Led After 2 Periods	3-1-0
Trailed After 2 Periods	2-2-0
Tied After 2 Periods	2-3-0
Outshot opponent	6-3-0
Were Outshot	1-3-0
Had Even shots	0-0-0
Overtime (2001)	3-2

ALL-TIME RECORD	GP	W	L	T	GF	GA	PTS.	PCT.
Anaheim	14	7	4	3	38	30	17	.607
Atlanta	8	5	2	1	32	19	11	.688
Boston	199	81	90	28	658	669	190	.477
Calgary	52	28	17	7	192	164	63	.606
ATLANTA	35	15	11	9	135	111	39	.557
Total	87	43	28	16	327	275	102	.586
CALIFORNIA	34	16	10	8	126	104	40	.588
Carolina	18	10	7	1	49	42	21	.583
HARTFORD	125	64	45	16	453	386	144	.576
Total	143	74	52	17	502	428	165	.577
Chicago	100	49	39	12	329	290	110	.550
CLEVELAND	12	9	3	0	65	35	18	.750
Colorado	11	6	3	2	30	25	14	.636
QUEBEC	112	50	44	18	404	395	118	.528
Total	123	56	47	20	434	420	132	.537
Columbus	1	0	1	0	1	2	0	.000
Dallas	13	5	7	1	27	38	11	.423
MINNESOTA	89	42	31	16	305	261	100	.562
Total	102	47	38	17	332	299	111	.544
Detroit	103	50	40	13	374	340	113	.549
Edmonton	55	15	32	9	180	224	39	.355
Florida	32	19	11	2	101	72	40	.625
Los Angeles	103	49	36	18	388	330	116	.563
Minnesota	1	1	0	0	3	1	2	1.000
Montreal	189	77	81	31	580	627	185	.489
Nashville	5	3	2	0	12	10	4	.600
New Jersey	65	31	24	10	228	210	64	.554
COLORADO	31	25	2	4	142	76	54	.871
Total	96	56	26	14	370	286	126	.656
N.Y. Islanders	110	54	39	17	341	305	125	.568
N.Y. Rangers	122	57	42	23	425	391	137	.561
Ottawa	48	29	11	8	148	82	66	.688
Philadelphia	118	40	59	19	343	385	99	.419
Phoenix	9	2	4	3	19	25	7	.389
WINNIPEG	46	30	12	4	190	132	64	.696
Total	55	32	16	7	209	157	71	.709
Pittsburgh	130	49	49	32	468	425	130	.500
St. Louis	97	43	41	13	318	325	99	.510
San Jose	18	10	5	3	77	59	23	.639
Tampa Bay	34	22	10	2	103	87	46	.676
Toronto	120	64	41	15	458	344	143	.596
Vancouver	100	41	41	18	341	332	100	.500
Washington	100	60	25	15	369	259	135	.675

(Defunct teams in CAPS)

HOME RECORD	GP	W	L	T	GF	GA	PTS	PCT.
Anaheim	7	2	2	3	16	18	7	.500
Atlanta	4	3	1	0	15	9	6	.750
Boston	100	50	35	15	366	299	115	.575
Calgary	26	18	6	2	109	68	38	.731
ATLANTA	18	8	7	3	75	61	19	.528
Total	44	26	13	5	184	129	57	.648
CALIFORNIA	17	9	3	5	66	45	23	.676
Carolina	9	7	2	0	28	17	14	.778
HARTFORD	62	35	20	7	258	195	77	.621
Total	71	42	22	7	286	212	91	.641
Chicago	51	32	13	6	193	131	70	.686
CLEVELAND	6	4	2	0	28	18	8	.667
Colorado	5	3	1	1	16	15	7	.700
QUEBEC	56	32	16	8	226	182	72	.643
Total	61	35	17	9	242	197	79	.648
Columbus	1	0	1	0	1	2	0	.000
Dallas	6	3	2	1	14	14	7	.583
MINNESOTA	44	23	11	10	165	119	56	.636
Total	50	26	13	11	179	133	63	.630
Detroit	50	32	10	8	219	145	72	.720
Edmonton	29	10	12	7	109	109	27	.466
Florida	51	27	15	9	208	150	63	.618
Los Angeles	50	26	15	9	203	147	61	.610
Minnesota	1	1	0	0	3	1	2	1.000
Montreal	94	47	28	19	295	257	113	.601
Nashville	2	0	2	0	5	8	0	.000
New Jersey	32	16	12	4	122	116	36	.563
COLORADO	16	14	1	1	80	35	29	.906
Total	48	30	13	5	202	151	65	.677
N.Y. Islanders	55	31	16	8	189	148	70	.636
N.Y. Rangers	62	37	17	8	262	194	82	.661
Ottawa	23	16	5	2	75	29	34	.739
Philadelphia	57	27	23	7	190	168	61	.535
Phoenix	5	1	1	3	14	14	5	.500
WINNIPEG	23	19	2	2	107	57	40	.870
Total	28	20	3	5	121	171	45	.804
Pittsburgh	65	32	**17	16	263	180	80	.615
St. Louis	49	29	14	6	195	151	64	.653
San Jose	9	9	0	0	46	25	18	1.000
Tampa Bay	17	10	6	1	47	50	21	.618
Toronto	61	39	17	5	252	163	83	.680
Vancouver	50	25	*17	8	181	146	58	.580
Washington	50	32	12	6	195	131	70	.720

* - includes one game played at Hamilton, ONT
** - includes one game played at Sacramento, CA

ROAD RECORD	GP	W	L	T	GF	GA	PTS	PCT.
Anaheim	7	5	2	0	22	12	10	.714
Atlanta	4	2	1	1	17	10	5	.625
Boston	99	31	55	13	292	370	75	.379
Calgary	26	10	11	5	83	96	25	.481
ATLANTA	17	7	4	6	60	50	20	.588
Total	43	17	15	11	143	146	45	.524
CALIFORNIA	17	7	7	3	60	59	17	.500
Carolina	9	3	5	1	21	25	7	.389
HARTFORD	63	29	25	9	195	191	67	.532
Total	72	32	30	10	216	216	74	.514
Chicago	49	17	26	6	136	159	40	.408
CLEVELAND	6	5	1	0	37	17	10	.833
Colorado	6	3	2	1	14	10	7	.583
QUEBEC	56	18	28	10	178	213	46	.411
Total	62	21	30	11	192	223	53	.427
Columbus	0	0	0	0	0	0	0	.000
Dallas	7	2	5	0	13	24	4	.286
MINNESOTA	45	19	20	6	140	142	44	.489
Total	52	21	25	6	153	166	48	.462
Detroit	53	18	30	5	155	195	41	.387
Edmonton	27	5	20	2	72	115	12	.222
Florida	15	7	8	0	47	46	14	.467
Los Angeles	52	22	21	9	180	180	53	.510
Minnesota	0	0	0	0	0	0	0	.000
Montreal	95	30	53	12	285	370	72	.379
Nashville	3	3	0	0	7	2	6	1.000
New Jersey	33	15	12	*6	106	94	36	.545
COLORADO	15	11	1	3	62	41	25	.833
Total	48	26	13	9	168	135	61	.635
N.Y. Islanders	54	23	23	**9	152	157	55	.509
N.Y. Rangers	60	20	25	15	163	197	55	.458
Ottawa	25	13	6	6	73	53	32	.640
Philadelphia	61	13	36	12	153	217	38	.311
Phoenix	4	1	3	0	5	11	2	.250
WINNIPEG	23	11	10	2	83	75	24	.522
Total	27	12	13	2	88	86	26	.481
Pittsburgh	65	17	32	16	205	245	50	.385
St. Louis	48	14	27	7	123	174	35	.365
San Jose	9	1	5	3	31	34	5	.278
Tampa Bay	17	12	4	1	56	37	25	.735
Toronto	59	25	24	10	206	181	60	.508
Vancouver	50	16	24	10	160	186	42	.420
Washington	50	28	13	9	174	128	65	.650

* - includes one game played at Hamilton, ONT
** - includes one game played at Minneapolis, MN

LAST 10 GAMES VS. EACH TEAM - HOME

TEAM	1	2	3	4	5	6	7	8	9	10	RECORD
Anaheim Mighty Ducks	--	--	--	W	L	T	W	L	T	T	2-2-3
Atlanta Thrashers	--	--	--	--	--	--	W	L	W	W	3-1-0
Boston Bruins	L	W	W	W	W	W	W	L	L	L	6-4-0
Calgary Flames	L	L	W	W	L	T	W	W	W	W	6-3-1
Carolina Hurricanes	L*	W	W	W	L	W	W	L	W	W	7-3-0
Chicago Blackhawks	W	L	W	L	L	W	L	W	W	W	6-4-0
Colorado Avalanche	W^	W^	L^	L^	W^	W	W	T	L	W	6-3-1
Columbus Blue Jackets	--	--	--	--	--	--	--	--	--	L	0-1-1
Dallas Stars	W+	T+	L+	L+	L	W	W	L	W	T	4-4-2
Detroit Red Wings	T	W	L	W	L	W	L	L	T	L	3-5-2
Edmonton Oilers	T	W	L	T	W	L	T	L	T	L	2-4-4
Florida Panthers	T	L	W	T	W	W	W	L	W	W	6-2-2
Los Angeles Kings	T	L	L	W	T	W	W	W	W	W	6-2-2
Minnesota Wild	--	--	--	--	--	--	--	--	--	W	1-0-0
Montreal Canadiens	L	W	W	W	W	L	L	W	W	L	6-4-0
Nashville Predators	---	---	---	---	---	---	---	---	L	L	0-2-0
New Jersey Devils	W	L	L	L	L	L	L	W	W	W	4-6-0
New York Islanders	W	L	W	L	T	W	W	W	W	W	7-2-1
New York Rangers	L	W	T	W	W	W	T	L	W	W	6-2-2
Ottawa Senators	W	L	L	T	L	T	W	W	W	W	5-3-2
Philadelphia Flyers	L	W	L	W	W	T	L	W	L	L	4-5-1
Phoenix Coyotes	W#	W#	W#	W#	L#	W	T	T	T	L	5-2-3
Pittsburgh Penguins	W	W	T	W	W	W	L	L	L	L	5-4-1
St. Louis Blues	L	L	W	W	L	W	T	T	L	L	3-5-2
San Jose Sharks	---	W	W	W	W	W	W	W	W	W	9-0-0
Tampa Bay Lightning	L	W	W	W	W	L	W	W	W	W	8-2-0
Toronto Maple Leafs	W	T	W	W	L	W	W	W	T	W	7-1-2
Vancouver Canucks	L	L	L	L	W	L	L	W	L	W	3-7-0
Washington Capitals	T	L	W	L	L	W	L	W	L	W	4-5-1

* as Hartford Whalers
^ as Quebec Nordiques
+ as Minnesota North Stars
# as Winnipeg Jets

LAST 10 GAMES VS. EACH TEAM - AWAY

TEAM	1	2	3	4	5	6	7	8	9	10	RECORD
Anaheim Mighty Ducks	--	--	--	W	L	L	W	W	W	W	5-2-0
Atlanta Thrashers	--	--	--	--	--	--	T	W	L	W	2-1-1
Boston Bruins	W	L	T	W	L	L	T	L	W	W	4-4-2
Calgary Flames	T	W	W	W	W	L	L	W	T	W	6-2-2
Carolina Hurricanes	L*	T	W	L	W	L	L	W	L	L	3-6-1
Chicago Blackhawks	W	W	W	W	L	L	L	L	W	W	6-4-0
Colorado Avalanche	T^	W^	T^	L^	L	T	L	W	W	W	4-3-3
Dallas Stars	L+	L+	L+	W	L	L	L	L	W	L	2-8-0
Detroit Red Wings	L	T	L	W	L	L	L	L	L	L	1-8-1
Edmonton Oilers	L	L	L	L	W	L	L	W	L	L	2-8-0
Florida Panthers	L	L	W	W	L	W	L	W	L	W	5-5-0
Los Angeles Kings	T	W	L	W	W	L	T	L	L	L	3-5-8
Montreal Canadiens	W	T	W	L	L	L	W	L	W	W	5-4-1
Nashville Predators	---	---	---	---	---	---	---	W	W	W	3-0-0
New Jersey Devils	T	L	L	L	W	T	L	W	W	W	4-4-2
New York Islanders	W	W	L	T	L	W	T	L	W	W	5-3-2
New York Rangers	L	T	W	W	T	W	W	T	L	W	5-2-3
Ottawa Senators	L	T	T	T	T	L	W	L	W	W	3-3-4
Philadelphia Flyers	L	W	T	W	T	L	T	T	L	L	2-4-4
Phoenix Coyotes	W#	W#	L#	W#	L#	L#	W	L	L	L	4-6-0
Pittsburgh Penguins	L	T	L	L	L	T	L	T	W	L	1-6-3
St. Louis Blues	L	L	L	T	L	W	W	W	T	L	3-5-2
San Jose Sharks	--	W	L	T	L	T	L	T	L	L	1-5-3
Tampa Bay Lightning	W	W	T	W	W	L	L	W	L	W	6-3-1
Toronto Maple Leafs	T	L	W	W	L	L	L	L	T	L	2-6-2
Vancouver Canucks	T	L	L	W	L	W	W	W	L	L	4-5-1
Washington Capitals	W	W	L	W	W	L	L	T	T	W	5-3-2

* In Hartford as the Whalers
^ In Quebec as the Nordiques
+ In Minnesota as the North Stars
# in Winnipeg as the Jets

LAST 10 GAMES VS. EACH TEAM

LAST 10 GAMES VS. EACH TEAM - OVERALL

TEAM	1	2	3	4	5	6	7	8	9	10	RECORD
Anaheim Mighty Ducks	T	L	W	W	L	W	W	T	T	W	5-2-3
Atlanta Thrashers	--	--	T	W	W	L	L	W	W	W	5-2-1
Boston Bruins	L	W	T	L	W	W	L	L	W	L	4-5-1
Calgary Flames	L	L	T	W	W	W	T	W	W	W	6-2-2
Carolina Hurricanes	W	L	W	L	W	L	W	L	L	W	5-5-0
Chicago Blackhawks	W	L	L	L	W	L	W	W	W	W	6-4-0
Colorado Avalanche	W	T	W	L	T	W	L	W	W	W	6-2-2
Columbus Ble Jackets	--	--	--	--	--	--	--	--	--	L	0-1-0
Dallas Stars	W	L	W	L	L	L	W	W	T	L	4-5-1
Detroit Red Wings	L	L	L	L	L	T	L	L	L	L	0-9-1
Edmonton Oilers	L	L	L	T	W	L	L	T	L	L	1-7-2
Florida Panthers	W	W	W	L	L	W	W	W	L	W	7-3-0
Los Angeles Kings	W	L	T	W	L	W	L	W	W	L	5-4-1
Minnesota Wild	--	--	--	--	--	--	--	--	--	W	1-0-0
Montreal Canadiens	L	L	L	W	W	L	W	W	W	L	5-5-0
Nashville Predators	--	--	--	--	--	W	L	L	W	W	3-2-0
New Jersey Devils	T	L	L	L	W	W	W	W	W	W	6-3-1
New York Islanders	W	W	W	T	L	W	W	W	W	W	8-1-1
New York Rangers	W	W	T	W	L	T	W	L	W	W	6-2-2
Ottawa Senators	L	T	W	W	W	L	W	W	W	W	7-2-1
Philadelphia Flyers	T	T	L	L	W	L	L	L	L	L	1-7-2
Phoenix Coyotes	L#	W	W	L	T	L	T	T	L	L	2-5-3
Pittsburgh Penguins	W	W	L	L	T	L	L	W	L	L	3-6-1
St. Louis Blues	W	W	W	T	W	T	T	L	L	L	4-3-3
San Jose Sharks	L	T	W	L	W	T	W	L	W	L	4-4-2
Tampa Bay Lightning	L	L	W	L	W	W	W	L	W	W	6-4-0
Toronto Maple Leafs	L	W	L	L	W	W	T	T	L	W	4-4-2
Vancouver Canucks	L	W	L	W	W	W	L	L	L	W	5-5-0
Washington Capitals	L	W	L	W	L	T	T	L	W	W	4-4-2

in Winnipeg as the Jets

SABRE STREAKS

Sabres Longest Winning Streaks

Games	Dates
10	1/4/84 to 1/23/84
9	12/11/76 to 12/29/76
9	11/24/79 to 12/13/79

(Note: Sabres won 11 straight over two seasons 4-1-75 to 10-26-75)

Sabres Longest Losing Streaks

Games	Dates
7	10/25/70 to 11/8/70
7	4/3/93 to 4/15/93
7	10/9/93 to 10/22/93

Sabres Longest Unbeaten Streaks

Games	Dates
14	3/6/80 to 4/6/80
13	1/4/84 to 1/29/84
13	1/21/98 to 3/2/98

Sabres Longest Winless Streaks

Games	Dates
12	11/23/91 to 12/20/91
10	11/7/71 to 12/1/71

Most Consecutive Ties

Games	Dates
4	12/22/77 to 1/1/78
4	1/9/81 to 1/16/81
4	2/26/82 to 3/6/82
4	12/9/84 to 12/16/84

THE LAST STREAK

Sabres Winning Streaks

Games	Dates
3	4/1/00 to 4/6/00
4	3/18/00 to 3/27/00
5	1/12/91 to 1/24/91
6	12/31/92 to 1/10/93
7	12/23/84 to 1/5/85
8	10/9/75 to 10/26/75
9	11/24/79 to 12/13/79
10	1/4/84 to 1/23/84

Sabres Losing Streaks

Games	Dates
3	1/18/00 to 1/22/00
4	2/2/99 to 2/7/99
5	12/7/90 to 12/16/90
6	1/26/91 to 2/6/91
7	10/9/93 to 10/22/93

Sabres Unbeaten Streaks

Games	Dates
4	3/14/01 to 3/20/01
5	11/9/00 to 11/17/00
6	12/14/96 to 12/26/96
7	1/23/92 to 2/4/92
8	11/29/98 to 12/18/98
9	10/27/98 to 11/20/98
10	12/23/84 to 1/12/85
11	12/15/77 to 1/11/78
12	1/29/97 to 2/23/97
13	1/21/98 to 3/2/98
14	3/6/80 to 4/6/80

Sabres Winless Streaks

Games	Dates
4	2/12/00 to 2/17/00
5	10/13/00 to 10/21/00
6	3/22/97 to 4/2/97
7	10/2/99 to 10/20/99
8	10/9/93 to 10/23/93
9	None
10	11/7/71 to 12/1/71
11	None
12	11/23/91 to 12/20/91

Games Consecutive Ties

Games	Consecutive Ties
4	12/9/84 to 12/16/84

SABRES RECORD YEAR-BY-YEAR

	PRESEASON			REGULAR SEASON							PLAYOFFS	
YEAR	W	L	T	GP	W	L	T	GF	GA	PTS	W	L
1970-71	1	4	4	78	24	39	15	217	291	63	--	--
1971-72	3	1	5	78	16	43	19	203	289	51	--	--
1972-73	4	2	2	78	37	27	14	257	219	88	2	4
1973-74	0	6	2	78	32	34	12	242	250	76	--	--
1974-75	4	4	0	80	49	16	15	354	240	113	10	7
1975-76	3	6	0	80	46	21	13	339	240	105	4	5
1976-77	4	5	1	80	48	24	8	301	220	104	2	4
1977-78	3	3	4	80	44	19	17	288	215	105	3	5
1978-79	5	6	0	80	36	28	16	280	263	88	1	2
1979-80	3	6	2	80	47	17	16	318	201	110	9	5
1980-81	4	5	2	80	39	20	21	327	250	99	4	4
1981-82	2	5	3	80	39	26	15	307	273	93	1	3
1982-83	5	2	4	80	38	29	13	318	285	89	6	4
1983-84	2	8	0	80	48	25	7	315	257	103	0	3
1984-85	5	2	2	80	38	28	14	290	237	90	2	3
1985-86	3	3	2	80	37	37	6	296	291	80	--	--
1986-87	4	5	0	80	28	44	8	280	308	64	--	--
1987-88	7	2	0	80	37	32	11	283	305	85	2	4
1988-89	7	0	1	80	38	35	7	291	299	83	1	4
1989-90	4	3	2	80	45	27	8	286	248	98	2	4
1990-91	2	4	2	80	31	30	19	292	278	81	2	4
1991-92	3	5	1	80	31	37	12	289	299	74	3	4
1992-93	5	4	0	84	38	36	10	335	297	86	4	4
1993-94	1	6	0	84	43	32	9	282	218	95	3	4
1994-95	2	4	1	48	22	19	7	130	119	51	1	4
1995-96	4	4	0	82	33	42	7	247	262	73	--	--
1996-97	3	4	1	82	40	30	12	237	208	92	5	7
1997-98	0	6	2	82	36	29	17	211	187	89	10	5
1998-99	1	6	0	82	37	28	17	207	175	91	14	7
1999-00	2	4	1	82	35	36	11	213	204	85*	1	4
2000-01	7	1	0	82	46	31	5	218	184	98	7	6
TOTALS	103	126	44	2460	1158	921	381	8453	7612	2702	99	110

SABRES ALL-TIME HOME AND AWAY RECORDS

	HOME							AWAY						
YEAR	GP	W	L	T	GF	GA	PTS	GP	W	L	T	GF	GA	PTS
1970-71	39	16	13	10	119	123	42	39	8	26	5	98	168	21
1971-72	39	11	19	9	110	127	31	39	5	24	10	93	162	20
1972-73	39	30	6	3	162	80	63	39	7	21	11	95	139	25
1973-74	39	23	10	6	142	99	52	39	9	24	6	100	151	24
1974-75	40	28	6	6	199	113	62	40	21	10	9	155	127	51
1975-76	40	28	7	5	197	106	61	40	18	14	8	142	134	44
1976-77	40	27	8	5	165	101	59	40	21	16	3	136	119	45
1977-78	40	25	7	8	142	86	58	40	19	12	9	146	129	47
1978-79	40	19	13	8	150	130	46	40	17	15	8	130	133	42
1979-80	40	27	5	8	180	95	62	40	20	12	8	138	106	48
1980-81	40	21	7	12	177	111	54	40	18	13	9	150	139	45
1981-82	40	23	8	9	179	128	55	40	16	18	6	128	145	38
1982-83	40	25	7	8	189	124	58	40	13	22	5	129	161	31
1983-84	40	25	9	6	168	119	56	40	23	16	1	147	138	47
1984-85	40	23	10	7	164	116	53	40	15	18	7	126	121	37
1985-86	40	23	16	1	169	147	47	40	14	21	5	127	144	33
1986-87	40	18	18	4	153	144	40	40	10	26	4	127	164	24
1987-88	40	19	14	7	144	138	45	40	18	18	4	139	167	40
1988-89	40	25	12	3	167	141	53	40	13	23	4	124	158	30
1989-90	40	27	11	2	160	121	56	40	18	16	6	126	127	42
1990-91	40	15	13	12	157	129	42	40	16	17	7	135	149	39
1991-92	40	22	13	5	158	133	49	40	9	24	7	131	166	25
1992-93	42	25	15	2	190	145	52	42	13	21	8	145	152	34
1993-94	42	22	17	3	140	107	47	42	21	15	6	142	111	48
1994-95	24	15	8	1	80	58	31	24	7	11	6	50	61	20
1995-96	41	19	17	5	125	111	43	41	14	25	2	122	151	30
1996-97	41	24	11	6	139	107	54	41	16	19	6	98	101	38
1997-98	41	20	13	8	113	82	48	41	16	16	9	98	105	41
1998-99	41	23	12	6	117	88	52	41	14	16	11	90	87	39
1999-00	41	21	15	5	112	98	48*	41	14	21	6	101	106	37*
2000-01	41	26	12	3	120	89	55	41	20	19	2	98	95	43**
TOTALS	1230	695	352	183	4687	3496	1574	1230	463	569	198	3766	4116	1128

* Includes four points for regulation tie (losses in overtime)

** Includes one point for regulation tie (loss in overtime)

RECORDS BY DAY OF THE WEEK

	2000-01 SEASON			1999-00 SEASON		
Day	No.	Record	Pct.	No.	Record	Pct.
Sunday	3	1-2-0	.333	6	2-2-2	.500
Monday	3	2-1-0	.667	10	6-3-1	.650
Tuesday	4	2-2-0	.500	10	4-5-1	.450
Wednesday	6	3-2-1	.583	10	5-2-3	.650
Thursday	5	4-1-0	.800	12	6-5-1	.542
Friday	15	9-4-2	.667	14	5-9-0	.357
Saturday	5	5-0-0	1.000	20	7-10-3	.425

RECORDS BY MONTH

	2000-01 SEASON			1999-00 SEASON		
Month	No.	Record	Pct.	No.	Record	Pct.
October	10	5-4-1	.550	12	3-7-2	.333
November	12	7-4-1	.625	13	8-5-0	.615
December	14	8-5-1	.607	12	4-5-3	.458
January	14	5-7-2	.429	14	5-8-1	.393
February	13	9-4-0	.692	13	6-4-3	.577
March	14	9-5-0	.643	13	6-6-1	.500
April	5	3-2-0	.600	5	3-1-1	.700

BEST AND WORST RECORD BY MONTH

Month	Best (Year)	Worst (Year)
October	8-1-1, 17 pts. (1972)	1-7-2, 4 pts. (1986)
November	12-1-3, 27 pts. (1974)	1-7-3, 5 pts. (1971)
December	11-2-0, 22 pts. (1976)	3-8-2, 8 pts. (1970)
January	11-0-2, 24 pts. (1984)	2-7-3, 7 pts. (1972)
		3-2-1, 7 pts. (1995)*
February	10-4-0, 20 pts. (1977)	4-10-1, 9 pts. (1971)
	9-2-2, 20 pts. (1978)	3-6-3, 9 pts. (1972)
March	10-3-4, 24 pts. (1979)	2-11-1, 5 pts. (1996)
April	6-7-2, 14 pts. (1995)*	0-1-0, 0 pts. (1983)
	5-3-2, 12 pts. (1998)	0-7-0, 0 pts. (1993)
May	2-0-0, 4 pts. (1995)*	2-0-0, 4 pts. (1995)*

* - shortened season (48 games)

SABRES RECORD AT THE ALL-STAR BREAK

Season	W-L-T Before All-Star Game	W-L-T After All-Star Game	Final Record
1970-71	10-25-8	14-14-7	24-39-15
1971-72	10-27-11	6-16-8	16-43-19
1972-73	25-17-7	12-10-7	37-27-14
1973-74	22-21-5	10-13-7	32-34-12
1974-75	29-9-7	20-7-8	49-16-15
1975-76	26-13-5	20-8-8	46-21-13
1976-77	28-15-4	20-9-4	48-24-8
1977-78	25-9-11	19-10-6	44-19-17
1978-79	All-Star Game replaced by Challenge Cup Series		
1979-80	33-15-6	14-2-10	47-17-16
1980-81	27-10-17	12-10-4	39-20-21
1981-82	29-17-9	10-9-6	39-26-15
1982-83	25-18-11	13-11-2	38-29-13
1983-84	33-13-6	15-12-1	48-25-7
1984-85	27-15-12	11-13-2	38-28-14
1985-86	24-23-5	13-14-1	37-37-6
1986-87	All-Star Game replaced by Rendez-Vous 87		
1987-88	25-22-9	12-10-2	37-32-11
1988-89	24-24-6	14-11-1	38-35-7
1989-90	25-16-6	20-11-2	45-27-8
1990-91	19-17-10	12-13-9	31-30-19
1991-92	16-21-8	15-16-4	31-37-12
1992-93	27-20-6	11-16-4	38-36-10
1993-94	21-20-5	22-12-4	43-32-9
1994-95	No game played due to shortened season.		
1995-96	18-23-3	15-19-4	33-42-7
1996-97	23-17-5	17-13-7	40-30-12
1997-98	17-20-8	19-9-9	36-29-17
1998-99	23-13-7	14-15-10	37-28-17
1999-00	21-25-7*	14-11-4*	35-36-11*
2000-01	25-21-5**	21-9-0**	46-30-5**

* Record includes four regulation ties (losses in overtime).
** Record includes one regulation tie (losses in overtime).

2001-2002 KEY DATES

SEPTEMBER

15 NHL Challenge – Stockholm: Colorado Avalanche vs. Djurgarden, Globe Arena, Stockholm, Sweden.

18 NHL Challenge–Helsinki: Colorado Avalanche vs. Jokerit, Hartwall Arena, Helsinki, Finland.

25 Trade deadline, 2 p.m., ET. Trade freeze in effect through completion of the waiver draft.

26 Clubs' Protected and Available List for Waiver Draft released to media, 4 p.m., ET.

28 Waiver Draft – Noon, ET.

29 Deadline for unsigned juniors claimed in fourth or subsequent rounds of the Entry Draft to be returned to their junior clubs.

OCTOBER

2 Deadline for unsigned juniors claimed in the first three rounds of the Entry Draft to be returned to their junior clubs.

3 85th NHL regular season begins.

NOVEMBER

11 Hockey Hall of Fame Induction Ceremony, Hockey Hall of Fame, Toronto.

DECEMBER

14 Deadline for media to submit All-Star Weekend Credential applications.

19 Holiday roster freeze in effect. For all players on an NHL roster as of midnight, local time, Dec. 19, a roster freeze shall apply through midnight, local time Dec. 27, with respect to waivers, trades and any other player assignments. Players may be recalled to NHL clubs during this period.

22 Final Olympic rosters submitted to International Ice Hockey Federation.

25 2002 IIHF World Junior Championships (Pardubice, Hradec Kralove – Czech Republic). Through Jan. 4.

JANUARY

5 NHL on ABC network telecasts begin.

4 Hockey Day in Canada, CBC Tripleheader.

18 NHL Breakout, The Championships, San Diego, Calif. The national championship event of the world's premier street and in-line hockey tour, including stops in 22 NHL North American cities in 2001. Through Jan. 20.

30 NHL FANtasy (Los Angeles Convention Center). Through Feb. 3.

31 NHL/CHL Top Prospects Game (Saskatoon, Sask.)

FEBRUARY

1-2 All-Star Weekend (Los Angeles).

2 52nd NHL All-Star Game, STAPLES Center.

9 Preliminary Round, Olympic Ice Hockey Tournament, Salt Lake City.

14 NHL Olympic Break begins.

15 Final Round, Olympic Ice Hockey Tournament, Salt Lake City.

20 Playoff Round, Olympic Ice Hockey Tournament, Salt Lake City.

23 Bronze Medal Game, Olympic Ice Hockey Tournament, Salt Lake City.

24 Gold Medal Game, Olympic Ice Hockey Tournament, Salt Lake City.

26 NHL regular season resumes.

MARCH

19 NHL Trade Deadline, 3 p.m., ET.

APRIL

14 2001-2002 NHL regular season ends.

17 Stanley Cup Playoffs begin.

19 Deadline for media to submit Stanley Cup Finals credential applications.

MAY

3 Deadline for media to submit Entry Draft credential applications.

JUNE

4 Stanley Cup Finals, latest possible start date.

20 NHL Awards presentation, Toronto.

21 NHL Entry Draft Top Prospects Preview, Toronto.

22 NHL Entry Draft begins, Toronto.

23 NHL Entry Draft concludes.

JULY

1 Eligible players transferred to free agent list.

15 Deadline for eligible Group II players to elect salary arbitration. Deadline for eligible players to elect Group V free agency.

AUGUST

1 Salary arbitration hearings held. Through Aug. 15.

17 Final date for salary arbitration decisions to be rendered.

SABRES SEASON OPENERS

OPENER (Score/Opp/Date)	HOME	ROAD
2-1 at Pit. 10-10-70	0-3 vs. Mtl. 10-15-70	2-1 at Pit. 10-10-70
2-1 vs. Pit. 10-10-71	2-1 vs. Pit. 10-10-71	1-4 at StL. 10-12-71
5-3 vs. Atl. 10-8-72	5-3 vs. Atl. 10-8-72	1-1 at Atl. 10-14-72
4-7 at Tor. 10-10-73	3-1 vs. Van. 10-14-73	4-7 at Tor. 10-10-73
9-5 vs. Bos. 10-10-74	9-5 vs. Bos. 10-10-74	1-6 at Phi. 10-12-74
4-0 vs. Det. 10-9-75	4-0 vs. Det. 10-9-75	5-3 at StL. 10-18-75
0-4 at Det. 10-9-76	3-1 vs. Mtl. 10-10-76	0-4 at Det. 10-9-76
3-2 vs. NYI. 10-13-77	3-2 vs. NYI. 10-13-76	5-2 at Tor. 10-15-77
2-2 vs. NYI. 10-12-78	2-2 vs. NYI. 10-12-78	5-2 at Min. 10-14-78
6-3 vs. Wsh. 10-11-79	6-3 vs. Wsh. 10-11-79	5-2 at NYI. 10-13-79
3-4 at Chi. 10-9-80	3-3 vs. Hfd. 10-12-80	3-4 at Chi. 10-9-80
5-3 vs. Wsh. 10-7-81	5-3 vs. Wsh. 10-7-81	0-9 at Mtl. 10-10-81
4-6 vs. Que. 10-6-82	4-6 vs. Que. 10-6-82	4-6 at Que. 10-9-82
5-3 vs. Hfd. 10-5-83	5-3 vs. Hfd. 10-5-83	2-9 at Que. 10-8-83
4-3 vs. Mtl. 10-11-84	4-3 vs. Mtl. 10-11-84	3-4 at Tor. 10-13-84
4-5 vs. Hfd. 10-10-85	4-5 vs. Hfd. 10-10-85	6-2 at Min. 10-12-85
2-3 at Wpg. 10-9-86	2-4 vs. Cgy. 10-12-86	2-3 at Wpg. 10-9-86
2-2 vs. Min. 10-8-87	2-2 vs. Min. 10-8-87	3-6 at Mtl. 10-10-87
3-2 vs. Mtl. 10-6-88	3-2 vs. Mtl. 10-6-88	2-6 at Wsh. 10-8-88
4-3 vs. Que. 10-5-89	4-3 vs. Que. 10-5-89	1-5 at Mtl. 10-7-89
3-3 vs. Mtl. 10-4-90	3-3 vs. Mtl. 10-4-90	5-6 at Mtl. 10-6-90
4-5 vs. Pit. 10-4-91	4-5 vs. Pit. 10-4-91	1-3 at Wsh. 10-5-91
4-5 vs. Que. 10-8-92	4-5 vs. Que. 10-8-92	5-2 at Hfd. 10-10-92
5-3 at Bos. 10-7-93	2-3 vs. Hfd. 10-10-93	5-3 at Bos. 10-7-93
2-1 at NYR 1-20-95	2-1 vs. N.J. 1-25-95	2-1 at NYR 1-20-95
3-1 at Ott. 10-7-95	1-4 vs. Ana. 10-13-95	3-1 at Ott. 10-7-95
3-4 at Edm. 10-4-96	1-6 vs. Det. 10-12-96	3-4 at Edm. 10-4-96
3-1 at StL. 10-1-97	2-4 vs. Dal. 10-7-97	3-1 at StL. 10-1-97
1-4 at Dal. 10-10-98	2-2 vs Fla. 10-16-98	1-4 at Dal. 10-10-98
0-2 at Det 10-2-99	2-3 vs. Wsh. 10-8-99	0-2 at Det 10-2-99
4-2 vs. Chi. 10-5-00	4-2 vs. Chi. 10-5-00	2-3 at Edm. 10-13-00

The Sabres are 17-11-3 in opening games (12-4-3 at home and 5-7-0 on the road). The club is 15-11-5 in home openers and 11-19-1 in road openers.

BIGGEST WINS AND LOSSES IN SABRES HISTORY

WINS

DATE	OPPONENT	MARGIN	SCORE
12-21-75	Washington	12 goals	14-2
2-25-78	@ Cleveland	10 goals	13-3
3-19-81	Toronto	10 goals	14-4
2-7-80	Pittsburgh	9 goals	9-0
3-27-80	Detroit	9 goals	10-1
12-7-80	Pittsburgh	9 goals	10-1
11-13-83	Calgary	9 goals	11-2
10-30-92	Ottawa	9 goals	12-3
3-16-75	@ Toronto	8 goals	11-3
10-22-75	N.Y. Rangers	8 goals	9-1
1-27-80	Los Angeles	8 goals	9-1
4-5-80	@ Pittsburgh	8 goals	9-1
3-4-83	Pittsburgh	8 goals	10-2

LOSSES

DATE		OPPONENT	MARGIN	SCORE
11-7-70	@	Montreal	9 goals	11-2
3-13-71	@	St. Louis	9 goals	9-0
10-10-81	@	Montreal	9 goals	9-0
12-22-87	@	Boston	9 goals	9-0
11-5-88	@	Calgary	9 goals	9-0
12-6-88	@	Hartford	9 goals	9-0
11-18-87	@	Hartford	8 goals	9-1

(Eight games tied at seven)

Biggest Home Loss: 1-6-77 vs. Montreal (9-2)



1970-71

REGULAR SEASON SCORES
(24-39-15, 5th place — East Division)

Oct. 10	@Pittsburgh	2-1	W	Jan. 13	@ Chicago	2-4	L
Oct. 14	@N.Y. Rangers	0-3	L	Jan. 14	St. Louis	2-1	W
Oct. 15	Montreal	0-3	L	Jan. 16	@ Minnesota	4-3	W
Oct. 17	@St. Louis	1-4	L	Jan. 17	Montreal	4-4	T
Oct. 18	Pittsburgh	1-1	T	Jan. 21	N.Y. Rangers	5-5	T
Oct. 22	@Philadelphia	2-4	L	Jan. 23	@ St. Louis	1-7	L
Oct. 23	Detroit	4-3	W	Jan. 24	Philadelphia	6-4	W
Oct. 25	Chicago	0-4	L	Jan. 27	@ Los Angeles	3-3	T
Oct. 27	@Vancouver	2-7	L	Jan. 29	@ California	4-2	W
Oct. 30	@California	1-6	L	Jan. 31	@ Vancouver	6-1	W
Nov. 1	@Los Angeles	2-4	L	Feb. 4	Los Angeles	5-2	W
Nov. 5	Vancouver	1-4	L	Feb. 6	@ Boston	3-4	L
Nov. 7	@Montreal	2-11	L	Feb. 7	Toronto	3-4	L
Nov. 8	Philadelphia	1-3	L	Feb. 9	@ Vancouver	3-6	L
Nov. 13	California	4-2	W	Feb. 10	@ California	1-5	L
Nov. 15	Montreal	2-2	T	Feb. 12	California	3-0	W
Nov. 18	@Toronto	7-2	W	Feb. 14	Philadelphia	3-2	W
Nov. 21	@Minnesota	0-3	L	Feb. 17	@ Chicago	1-5	L
Nov. 25	@Pittsburgh	4-4	T	Feb. 18	Pittsburgh	6-6	T
Nov. 26	N.Y. Rangers	2-2	T	Feb. 20	@ Detroit	5-6	L
Nov. 29	California	1-2	L	Feb. 21	St. Louis	1-3	L
Dec. 3	Boston	4-4	T	Feb. 23	Boston	3-6	L
Dec. 6	Minnesota	1-0	W	Feb. 25	@ Philadelphia	2-3	L
Dec. 9	@Chicago	1-6	L	Feb. 27	@ Toronto	0-2	L
Dec. 10	@Boston	2-8	L	Feb. 28	Minnesota	5-2	W
Dec. 12	@Detroit	3-5	L	Mar. 3	@ Los Angeles	3-3	T
Dec. 13	Toronto	0-4	L	Mar. 5	Chicago	2-2	T
Dec. 16	@N.Y. Rangers	0-4	L	Mar. 7	Vancouver	6-3	W
Dec. 17	Los Angeles	4-3	W	Mar. 13	@ St. Louis	0-9	L
Dec. 19	@Toronto	0-2	L	Mar. 14	@ Minnesota	5-0	W
Dec. 20	Toronto	2-4	L	Mar. 18	St. Louis	5-3	W
Dec. 22	N.Y. Rangers	2-7	L	Mar. 20	@ Montreal	2-5	L
Dec. 26	@Montreal	4-4	T	Mar. 21	@ Boston	7-5	W
Dec. 27	Detroit	5-2	W	Mar. 23	@ N.Y. Rangers	2-7	L
Jan. 1	Boston	4-9	L	Mar. 26	Vancouver	3-1	W
Jan. 3	Chicago	3-5	L	Mar. 28	Minnesota	4-2	W
Jan. 7	Detroit	7-4	W	Mar. 31	@ Pittsburgh	6-4	W
Jan. 9	@Detroit	2-3	L	Apr. 1	Pittsburgh	3-3	T
Jan. 10	Los Angeles	2-2	T	Apr. 4	@ Philadelphia	3-3	T

REGULAR SEASON SCORING

NO.	PLAYER	GP	G	A	PTS	+/-	PIM	PP	SH	GW	GT	SHOTS	PCT.
11	Gil Perreault	78	38	34	72	-39	19	14	0	5	3	210	18.1
10	Phil Goyette	60	15	46	61	-15	6	9	0	1	0	119	12.6
15	Gerry Meehan	77	24	31	55	-12	8	5	0	1	2	163	14.7
22	Don Marshall	62	20	29	49	-13	6	9	0	1	2	112	17.9
23	Eddie Shack (LA)	11	2	2	4	-3	8	0	0	1	0	13	15.4
	(BUF)	56	25	17	42	-29	93	10	0	4	1	192	13.0
	(TOT)	67	27	19	46	-32	101	10	0	5	1	205	13.2
19	Steve Atkinson	57	20	18	38	+1	12	0	1	2	3	126	15.9
21	Paul Andrea (CAL)	9	1	0	1	-6	2	1	0	0	0	14	7.1
	(BUF)	47	11	21	32	-16	4	2	0	3	0	99	11.1
	(TOT)	56	12	21	33	-22	6	3	0	3	0	113	10.6
26	Larry Keenan (STL)	9	1	3	4	+3	0	0	0	0	0	24	4.2
	(BUF)	51	7	20	27	-10	6	3	0	2	0	67	10.4
	(TOT)	60	8	23	31	-7	6	3	0	2	0	91	8.8
6	Al Hamilton	69	2	28	30	-23	71	0	0	0	0	98	2.0
5	Doug Barrie	75	4	23	27	-19	168	0	0	0	1	128	3.1
16	Ron Anderson	74	14	12	26	-11	44	0	1	3	0	139	10.1
20	Dick Duff (LA)	7	1	0	1	-2	0	0	0	0	0	4	25.0
	(BUF)	53	7	13	20	-16	12	0	0	1	1	67	10.4
	(TOT)	60	8	13	21	-18	12	0	0	1	1	71	11.3
17	Floyd Smith	77	6	11	17	-12	46	0	2	0	0	80	7.5
9	Reg Fleming	78	6	10	16	-8	159	0	0	0	0	54	11.1
7	Cliff Schmautz	26	5	7	12	—	10	2	0	0	0	44	11.4
2	Jim Watson	78	2	9	11	-28	147	0	0	0	1	114	1.8
12	Skip Krake	74	4	5	9	-21	68	1	0	0	0	64	6.3
18	Kevin O'Shea	41	4	4	8	-11	8	0	1	1	1	33	12.1
3	Tracy Pratt	76	1	7	8	—	179	0	0	0	0	34	2.9
24	Jean-Guy Talbot (STL)	5	0	0	0	-3	6	0	0	0	0	3	.0
	(BUF)	57	0	7	7	—	36	0	0	0	0	41	.0
	(TOT)	62	0	7	7	—	42	0	0	0	0	44	.0
14	Randy Wyrozub	16	2	2	4	—	6	1	0	0	0	22	9.1
19	Francois Lacombe	1	0	1	1	—	2	0	0	0	0	1	.0
28	Dave Dryden	10	0	1	1	—	0	0	0	0	0	0	.0
8	Billy Inglis	14	0	1	1	—	4	0	0	0	0	9	.0
30	Joe Daley	38	0	1	1	—	12	0	0	0	0	0	.0
19	Brian Perry	1	0	0	0	—	0	0	0	0	0	0	.0
28	Terry Ball	2	0	0	0	—	0	0	0	0	0	2	.0
21	Jean-Guy Lagace	3	0	0	0	—	2	0	0	0	0	3	.0
23	Paul Terbenche	3	0	0	0	—	2	0	0	0	0	1	.0
24	Butch Deadmarsh	10	0	0	0	—	9	0	0	0	0	7	.0
20	Brian McDonald	12	0	0	0	—	29	0	0	0	0	15	.0
4	Mike McMahon	12	0	0	0	—	4	0	0	0	0	20	.0
25	Hap Myers	13	0	0	0	—	6	0	0	0	0	14	.0
1	Roger Crozier	43	0	0	0	—	0	0	0	0	0	0	.0

NO.	GOALTENDER	GP	MIN	AVG	W	L	T	EN	SO	GA	SA	PCT.
28	Dave Dryden	10	409	3.37	3	3	0	2	1	23	206	.889
1	Roger Crozier	43	2198	3.68	9	20	7	1	1	135	1347	.901
30	Joe Daley	38	2073	3.70	12	16	8	2	1	128	1247	.897
	TEAM TOTALS	78	4680	3.73	24	39	15	5	3	291	2800	.896

1971-72

REGULAR SEASON SCORES
(16-43-19, 6th place — East Division)

Oct. 10	Pittsburgh	2-1	W	Jan. 2	California	4-4	T
Oct. 12	@ St. Louis	1-4	L	Jan. 6	Boston	2-5	L
Oct. 14	@ Boston	2-6	L	Jan. 9	Toronto	1-2	L
Oct. 16	@ Montreal	3-9	L	Jan. 13	N.Y. Rangers	2-5	L
Oct. 17	Minnesota	2-3	L	Jan. 15	@ Montreal	2-6	L
Oct. 20	@ Toronto	7-2	W	Jan. 16	Montreal	4-2	W
Oct. 21	Chicago	2-5	L	Jan. 20	Vancouver	1-0	W
Oct. 23	@ Minnesota	1-5	L	Jan. 22	@ Detroit	2-3	L
Oct. 24	St. Louis	2-3	L	Jan. 23	@ Boston	3-3	T
Oct. 27	@ Los Angeles	3-2	W	Jan. 26	@ N.Y. Rangers	1-5	L
Oct. 30	@ Vancouver	4-4	T	Jan. 27	Detroit	1-3	L
Oct. 31	@ California	2-2	T	Jan. 30	Los Angeles	2-2	T
Nov. 4	@ Detroit	4-4	T	Feb. 3	N.Y. Rangers	2-4	L
Nov. 5	Philadelphia	5-2	W	Feb. 5	@ Minnesota	3-3	T
Nov. 7	Detroit	3-3	T	Feb. 6	Boston	8-2	W
Nov. 11	Los Angeles	2-4	L	Feb. 10	@ Detroit	2-4	L
Nov. 13	@ N.Y. Rangers	2-5	L	Feb. 12	@ Boston	1-5	L
Nov. 14	Montreal	2-2	T	Feb. 13	Philadelphia	4-4	T
Nov. 18	California	5-7	L	Feb. 17	Pittsburgh	0-2	L
Nov. 21	Toronto	3-4	L	Feb. 19	@ Toronto	1-4	L
Nov. 24	@ Los Angeles	3-5	L	Feb. 20	Montreal	0-4	L
Nov. 27	@ Vancouver	2-5	L	Feb. 23	@ Chicago	2-1	W
Nov. 28	@ California	3-5	L	Feb. 24	Chicago	5-3	W
Dec. 1	@ N.Y. Rangers	2-7	L	Feb. 27	California	4-4	T
Dec. 2	Los Angeles	2-0	W	Mar. 1	@ Montreal	1-4	L
Dec. 4	@ St. Louis	1-5	L	Mar. 2	N.Y. Rangers	3-4	L
Dec. 5	Minnesota	3-1	W	Mar. 5	St. Louis	2-6	L
Dec. 9	Chicago	1-3	L	Mar. 8	@ California	3-6	L
Dec. 11	@ Pittsburgh	3-3	T	Mar. 10	@ Vancouver	2-3	L
Dec. 12	Toronto	2-4	L	Mar. 11	@ Los Angeles	3-5	L
Dec. 15	@ Chicago	1-2	L	Mar. 14	@ Minnesota	4-3	W
Dec. 16	@ Philadelphia	0-5	L	Mar. 16	@ Philadelphia	3-3	T
Dec. 18	@ Toronto	1-8	L	Mar. 17	Vancouver	2-6	L
Dec. 19	Vancouver	5-1	W	Mar. 19	@ Chicago	3-3	T
Dec. 23	Boston	4-4	T	Mar. 22	@ Pittsburgh	4-3	W
Dec. 25	@ St. Louis	4-4	T	Mar. 23	Minnesota	4-4	T
Dec. 26	St. Louis	6-3	W	Mar. 26	Pittsburgh	2-2	T
Dec. 29	Detroit	3-7	L	Mar. 30	@ Philadelphia	1-3	L
Dec. 31	@ Pittsburgh	3-3	T	Apr. 2	Philadelphia	3-2	W

REGULAR SEASON SCORING

NO.	PLAYER	GP	G	A	PTS	+/-	PIM	PP	SH	GW	GT	SHOTS	PCT.
7	Rick Martin	73	44	30	74	-38	36	19	0	5	4	266	16.5
11	Gil Perreault	76	26	48	74	-40	24	11	0	1	1	218	11.9
15	Gerry Meehan	77	19	27	46	-28	12	4	0	2	2	164	11.6
6	Al Hamilton	76	4	30	34	-12	105	1	0	1	1	91	4.4
12	Mike Byers (LA)	28	4	5	9	-13	11	0	0	1	1	48	8.3
	(BUF)	46	9	7	16	-20	12	3	0	1	1	69	13.0
	(TOT)	74	13	12	25	-33	23	3	0	2	2	117	11.1
23	Eddie Shack	55	11	14	25	-11	34	4	0	0	0	92	11.9
8	Jim Lorentz (STL)	12	0	1	1	-8	12	0	0	0	0	16	.0
	(NYR)	5	0	0	0	-1	0	0	0	0	0	1	.0
	(BUF)	35	10	14	24	-11	12	2	0	1	0	85	11.8
	(TOT)	52	10	15	25	-20	24	2	0	1	0	102	9.8
19	Steve Atkinson	67	14	10	24	-22	26	3	0	0	1	122	11.5
24	Chris Evans	61	6	18	24	-20	98	2	0	0	0	99	6.1
10	Phil Goyette	37	3	21	24	-10	14	3	0	0	0	33	9.1
20	Don Luce	78	11	8	19	-18	38	0	0	1	1	126	8.7
9	Danny Lawson	78	10	6	16	-23	15	0	1	0	3	176	5.7
25	Craig Ramsay	57	6	10	16	+5	0	0	0	2	0	43	14.0
18	Kevin O'Shea	52	6	9	15	-19	44	0	0	0	1	56	10.7
5	Larry Hillman (LA)	22	1	2	3	-7	11	0	0	0	0	13	7.6
	(BUF)	43	1	11	12	-21	58	0	0	0	0	78	1.3
	(TOT)	65	2	13	15	-28	69	0	0	0	0	91	2.2
3	Mike Robitaille	31	2	10	12	-14	22	1	0	0	0	62	3.2
4	Tracy Pratt	27	0	10	10	0	52	0	0	0	0	31	.0
23	Rene Robert	12	6	3	9	-5	2	3	0	0	2	42	14.2
2	Jim Watson	66	2	6	8	-33	101	1	0	0	1	78	2.6
26	Randy Wyrozub	34	3	4	7	-1	0	0	0	0	0	36	8.3
5	Doug Barrie	27	2	5	7	-21	45	0	0	1	1	24	8.3
8	Dick Duff	8	2	2	4	-2	0	0	0	0	0	5	40.0
21	Larry Mickey (PHI)	14	1	2	3	-5	0	1	0	0	0	22	4.5
	(BUF)	4	0	1	1	-1	0	0	0	0	0	5	.0
	(TOT)	18	1	3	4	-6	0	1	0	0	0	27	3.7
16	Ron Anderson	37	0	4	4	-10	19	0	0	0	0	35	.0
14	Rod Zaine	24	2	1	3	-14	4	0	0	1	0	23	8.6
22	Ray McKay	39	0	3	3	-12	18	0	0	0	0	18	.0
26	Larry Keenan	14	2	0	2	-3	2	0	0	0	0	15	13.3
8	Butch Deadmarsh	12	1	1	2	-10	4	0	0	0	0	10	10.0
23	John Gould	2	1	0	1	-1	0	0	0	0	0	3	33.3
17	Floyd Smith	6	0	1	1	-4	2	0	0	0	0	1	.0
21	Terry Ball	10	0	1	1	-7	6	0	0	0	0	8	.0
3	Paul Terbenche	9	0	0	0	-13	2	0	0	0	0	7	.0
30	Dave Dryden	20	0	0	0	—	0	0	0	0	0	0	.0
1	Roger Crozier	63	0	0	0	—	10	0	0	0	0	0	.0

NO.	GOALTENDER	GP	MIN	AVG	W	L	T	EN	SO	GA	SA	PCT.
1	Roger Crozier	63	3654	3.51	13	34	14	7	2	214	2190	.902
30	Dave Dryden	20	1026	3.97	3	9	5	0	0	68	599	.886
	TEAM TOTALS	78	4680	3.70	16	43	19	7	2	289	2789	.896

1972-73

REGULAR SEASON SCORES
(37-27-14, 4th place - East Division)

Oct. 8	Atlanta	5-3	W	Jan. 4	@ Detroit	2-4	L
Oct. 11	Los Angeles	7-3	W	Jan. 6	@ N.Y. Rangers	4-1	W
Oct. 14	@ Atlanta	1-1	T	Jan. 7	Philadelphia	2-0	W
Oct. 15	Toronto	3-2	W	Jan. 11	N.Y. Rangers	2-4	L
Oct. 19	Vancouver	6-0	W	Jan. 14	@ Boston	0-6	L
Oct. 21	@ St. Louis	1-1	T	Jan. 18	Chicago	5-1	W
Oct. 22	Atlanta	7-2	W	Jan. 20	@ Detroit	2-4	L
Oct. 25	Boston	2-2	T	Jan. 21	Philadelphia	3-4	L
Oct. 28	@ Montreal	3-3	T	Jan. 25	Minnesota	5-2	W
Oct. 29	Minnesota	2-1	W	Jan. 28	Atlanta	5-8	L
Nov. 1	@ Toronto	1-7	L	Feb. 1	Los Angeles	5-3	W
Nov. 4	@ Philadelphia	3-5	L	Feb. 3	@ N.Y. Islanders	1-1	T
Nov. 5	St. Louis	1-1	T	Feb. 4	N.Y. Islanders	5-1	W
Nov. 9	California	0-0	T	Feb. 7	@ Chicago	1-2	L
Nov. 11	@ Philadelphia	1-3	L	Feb. 8	California	4-0	W
Nov. 12	Pittsburgh	1-0	W	Feb. 10	@ Montreal	1-2	L
Nov. 15	@ Los Angeles	3-3	T	Feb. 11	Detroit	2-5	L
Nov. 17	@ California	1-5	L	Feb. 14	@ Toronto	3-2	W
Nov. 19	@ Vancouver	5-9	L	Feb. 15	N.Y. Rangers	4-1	W
Nov. 22	@ Detroit	2-6	L	Feb. 17	@ Pittsburgh	3-3	T
Nov. 23	N.Y. Rangers	5-3	W	Feb. 18	Pittsburgh	4-1	W
Nov. 26	N.Y. Islanders	9-2	W	Feb. 22	Vancouver	3-1	W
Nov. 28	@ N.Y. Islanders	7-2	W	Feb. 24	@ Minnesota	2-4	L
Nov. 30	@ Boston	4-5	L	Feb. 25	Pittsburgh	2-1	W
Dec. 2	@ Minnesota	6-8	L	Mar. 1	@ Atlanta	4-4	T
Dec. 3	Minnesota	7-4	W	Mar. 4	Montreal	2-4	L
Dec. 6	@ N.Y. Rangers	3-2	W	Mar. 6	@ Los Angeles	2-2	T
Dec. 7	Detroit	6-1	W	Mar. 7	@ California	2-2	T
Dec. 10	Montreal	4-2	W	Mar. 9	@ Vancouver	2-5	L
Dec. 13	Boston	7-3	W	Mar. 13	@ St. Louis	0-2	L
Dec. 16	@ St. Louis	4-3	W	Mar. 15	Boston	1-4	L
Dec. 17	Toronto	4-0	W	Mar. 17	@ Montreal	3-3	T
Dec. 20	Vancouver	6-3	W	Mar. 18	Toronto	5-1	W
Dec. 22	@ California	2-4	L	Mar. 21	@ Chicago	2-6	L
Dec. 23	@ Los Angeles	0-2	L	Mar. 24	@ Pittsburgh	4-4	T
Dec. 27	@ N.Y. Rangers	4-1	W	Mar. 25	@ Boston	1-6	L
Dec. 28	Chicago	8-2	W	Mar. 27	@ N.Y. Islanders	3-2	W
Dec. 31	@ Chicago	2-4	L	Mar. 28	Philadelphia	6-3	W
Jan. 3	N.Y. Islanders	4-1	W	Apr. 1	St. Louis	3-1	W

REGULAR SEASON SCORING

NO.	PLAYER	GP	G	A	PTS	+/-	PIM	PP	SH	GW	GT	SHOTS	PCT.
11	Gil Perreault	78	28	60	88	+11	10	8	0	7	0	234	12.0
14	Rene Robert	75	40	43	83	+16	83	9	0	6	0	265	15.1
7	Rick Martin	75	37	36	73	+4	79	11	0	4	3	299	12.4
8	Jim Lorentz	78	27	35	62	+6	30	11	0	5	1	175	15.4
15	Gerry Meehan	77	31	29	60	+4	21	3	1	6	2	208	14.9
20	Don Luce	78	18	25	43	+7	32	0	3	2	0	198	9.1
21	Hugh Harris	60	12	26	38	+9	17	0	0	0	0	121	9.9
5	Larry Hillman	78	5	24	29	-3	56	2	0	0	0	102	4.9
10	Craig Ramsay	76	11	17	28	+13	15	0	1	1	0	89	12.4
12	Larry Mickey	77	15	9	24	-6	47	1	0	2	3	160	9.4
3	Mike Robitaille	65	4	17	21	+9	40	0	0	0	1	182	2.2
9	Norm Gratton (ATL)	29	3	6	9	+1	12	1	0	0	0	26	11.5
	(BUF)	21	6	5	11	0	12	2	0	1	1	26	23.1
	(TOT)	50	9	11	20	+1	24	3	0	1	1	52	17.3
6	Jim Schoenfeld	66	4	15	19	+12	178	1	0	0	0	91	4.4
19	Steve Atkinson	61	9	9	18	-5	36	2	0	1	1	96	9.4
2	Tim Horton	69	1	16	17	+12	56	0	0	0	0	73	1.4
4	Tracy Pratt	74	1	15	16	+9	116	0	0	0	0	63	1.6
23	Larry Carriere	40	2	8	10	-1	52	1	0	0	1	34	5.8
18	Paul Terbenche	42	0	7	7	+7	8	0	0	0	0	20	.0
16	Randy Wyrozub	45	3	3	6	-1	4	0	0	2	0	23	13.0
22	Doug Rombough	5	2	0	2	+2	0	0	0	0	0	3	66.7
9	Butch Deadmarsh	34	1	1	2	-3	26	1	0	0	0	15	6.6
17	Rick Dudley	6	0	1	1	-2	7	0	0	0	0	6	.0
24	John Gould	8	0	1	1	0	0	0	0	0	0	4	.0
24	Ron Busniuk	1	0	0	0	0	9	0	0	0	0	1	.0
22	Ray McKay	1	0	0	0	0	0	0	0	0	0	0	.0
28	Rocky Farr	1	0	0	0	—	0	0	0	0	0	0	.0
17	Bob Richer	3	0	0	0	0	0	0	0	0	0	0	.0
30	Dave Dryden	37	0	0	0	—	0	0	0	0	0	0	.0
1	Roger Crozier	48	0	0	0	—	4	4	0	0	0	0	.0

NO.	GOALTENDER	GP	MIN	AVG	W	L	T	EN	SO	GA	SA	PCT.
30	Dave Dryden	37	2018	2.65	14	13	7	3	3	89	968	.908
1	Roger Crozier	48	2633	2.76	23	13	7	3	3	121	1277	.905
28	Rocky Farr	1	29	6.21	0	1	0	0	0	3	—	—
	TEAM TOTALS	78	4680	2.81	37	27	14	6	6	219	—	—

1973-74

REGULAR SEASON SCORES
(32-34-12, 5th place - East Division)

Oct. 10	@ Toronto	4-7	L	Jan. 9	@ Atlanta	0-3	L
Oct. 13	@ Minnesota	4-3	W	Jan. 10	N.Y. Rangers	7-2	W
Oct. 14	Vancouver	1-3	L	Jan. 12	@ Pittsburgh	2-5	L
Oct. 18	Los Angeles	6-2	W	Jan. 13	St. Louis	1-0	W
Oct. 20	@ N.Y. Islanders	2-1	W	Jan. 17	@ Philadelphia	2-7	L
Oct. 21	Toronto	4-3	W	Jan. 19	@ N.Y. Islanders	2-2	T
Oct. 24	Chicago	3-1	W	Jan. 20	California	6-4	W
Oct. 25	@ Boston	4-9	L	Jan. 24	Montreal	1-4	L
Oct. 28	N.Y. Islanders	5-2	W	Jan. 27	Vancouver	2-3	L
Oct. 31	California	3-2	W	Jan. 31	@ Philadelphia	3-4	L
Nov. 4	Montreal	1-1	T	Feb. 2	@ St. Louis	1-6	L
Nov. 6	@ Vancouver	2-3	L	Feb. 3	Toronto	3-3	T
Nov. 9	@ California	3-6	L	Feb. 6	@ Los Angeles	1-5	L
Nov. 10	@ Los Angeles	5-3	W	Feb. 8	@ California	7-2	W
Nov. 14	@ Atlanta	3-1	W	Feb. 10	@ Vancouver	2-5	L
Nov. 16	@ Montreal	5-8	L	Feb. 14	Los Angeles	4-2	W
Nov. 18	California	0-2	L	Feb. 17	Detroit	2-1	W
Nov. 21	@ Atlanta	2-3	L	Feb. 20	@ Toronto	2-4	L
Nov. 22	N.Y. Rangers	6-7	L	Feb. 21	Atlanta	4-4	T
Nov. 25	Atlanta	3-4	L	Feb. 24	Boston	3-2	W
Nov. 29	Los Angeles	2-1	W	Feb. 28	Chicago	2-2	T
Dec. 1	@ Detroit	4-1	W	Mar. 2	@ Philadelphia	2-4	L
Dec. 2	Detroit	6-1	W	Mar. 3	N.Y. Islanders	4-3	W
Dec. 6	N.Y. Rangers	8-4	W	Mar. 6	@ Minnesota	4-4	T
Dec. 8	@ Boston	2-5	L	Mar. 8	@ Vancouver	4-2	W
Dec. 9	Toronto	5-2	W	Mar. 10	Philadelphia	3-4	L
Dec. 12	@ N.Y. Rangers	1-1	T	Mar. 12	@ Boston	0-4	L
Dec. 15	@ Minnesota	3-4	L	Mar. 14	Boston	3-4	L
Dec. 16	St. Louis	2-5	L	Mar. 16	@ St. Louis	2-2	T
Dec. 19	@ Chicago	2-2	T	Mar. 17	Minnesota	5-2	W
Dec. 20	Montreal	2-2	T	Mar. 20	@ Chicago	3-2	W
Dec. 22	@ Montreal	1-7	L	Mar. 23	@ N.Y. Islanders	1-1	T
Dec. 23	Pittsburgh	3-2	W	Mar. 24	@ N.Y. Rangers	3-5	L
Dec. 27	Detroit	3-1	W	Mar. 27	@ Detroit	1-3	L
Dec. 30	Philadelphia	4-5	L	Mar. 28	Chicago	2-2	T
Dec. 31	@ Detroit	6-5	W	Mar. 31	Minnesota	6-1	W
Jan. 3	Pittsburgh	6-1	W	Apr. 4	@ Pittsburgh	2-4	L
Jan. 5	@ Pittsburgh	2-5	L	Apr. 6	@ Toronto	1-3	L
Jan. 6	Vancouver	6-3	W	Apr. 7	St. Louis	5-2	W

REGULAR SEASON SCORING

NO.	PLAYER	GP	G	A	PTS	+/-	PIM	PP	SH	GW	GT	SHOTS	PCT.
7	Richard Martin	78	52	34	86	-22	38	8	0	6	3	320	16.2
14	Rene Robert	76	21	44	65	-16	71	3	0	5	1	245	8.5
20	Don Luce	75	26	30	56	+3	44	2	3	1	2	237	10.9
8	Jim Lorentz	78	23	31	54	-19	28	12	0	4	0	145	15.8
11	Gil Perreault	55	18	33	51	-8	10	6	0	7	2	163	11.0
15	Gerry Meehan	72	20	26	46	-7	17	6	0	1	1	160	12.5
10	Craig Ramsay	78	20	26	46	+17	0	1	2	3	2	154	12.9
23	Larry Carriere	77	6	24	30	+3	103	3	0	0	0	113	5.3
4	Jerry Korab (VAN)	31	4	7	11	-21	64	3	0	0	0	75	5.3
	(BUF)	45	6	12	18	-23	73	2	0	0	0	106	5.6
	(TOT)	76	10	19	29	-44	137	5	0	0	0	181	5.5
17	Rick Dudley	67	13	13	26	0	71	0	0	2	1	100	13.0
21	Brian Spencer (NYI)	54	5	16	21	-16	65	0	0	0	0	114	4.3
	(BUF)	13	3	2	5	-3	4	1	0	0	0	21	14.2
	(TOT)	67	8	18	26	-19	69	1	0	0	0	135	5.9
3	Mike Robitaille	71	2	18	20	+2	60	2	0	0	0	185	1.0
9	Norm Gratton	56	6	12	18	-10	16	2	0	0	0	53	11.3
19	Steve Atkinson	70	6	10	16	+1	22	0	0	1	0	109	5.5
22	Doug Rombough	46	6	9	15	+2	27	0	0	1	0	38	15.7
18	Paul Terbenche	68	2	12	14	+3	8	0	0	0	0	42	4.7
24	Peter McNab	22	3	6	9	-3	9	0	0	0	0	24	12.5
6	Jim Schoenfeld	28	1	8	9	-9	56	0	0	0	0	49	2.0
12	Larry Mickey	13	3	4	7	+5	8	0	0	0	0	18	16.6
4	Tracy Pratt	33	0	7	7	+9	52	0	0	0	0	20	.0
21	John Gould	30	4	2	6	-7	2	0	0	1	0	48	8.3
2	Tim Horton	55	0	6	6	+5	53	0	0	0	0	59	.0
21	Ron Busniuk	5	0	3	3	-1	4	0	0	0	0	3	.0
16	Real Lemieux (LA)	20	0	0	0	0	0	0	0	0	0	2	.0
	(NYR)	7	0	0	0	-1	0	0	0	0	0	0	.0
	(BUF)	11	1	1	2	0	4	0	0	0	0	4	25.0
	(TOT)	38	1	1	2	-1	4	0	0	0	0	6	16.7
24	Bill Hajt	6	0	2	2	-1	0	0	0	0	0	4	.0
24	Randy Wyrozub	5	0	1	1	-1	0	0	0	0	0	4	.0
30	Dave Dryden	53	0	1	1	—	4	0	0	0	0	0	.0
28	Rocky Farr	11	0	0	0	—	2	0	0	0	0	0	.0
29	Gary Bromley	12	0	0	0	—	2	0	0	0	0	0	.0
1	Roger Crozier	12	0	0	0	—	2	0	0	0	0	0	.0
23	Joe Noris	18	0	0	0	-4	2	0	0	0	0	9	.0

NO.	GOALTENDER	GP	MIN	AVG.	W	L	T	EN	SO	GA	SA	PCT.
30	Dave Dryden	53	2987	2.97	23	20	8	3	1	148	1399	.894
28	Rocky Farr	11	480	3.13	2	4	1	2	0	25	257	.903
29	Gary Bromley	12	598	3.31	3	5	3	0	0	33	—	—
1	Roger Crozier	12	615	3.80	4	5	0	0	0	39	—	—
	TEAM TOTALS	78	4680	3.21	32	34	12	5	1	250	—	—

YEAR-BY-YEAR RESULTS

1974-75 REGULAR SEASON SCORES
(49-16-15, 1st place - Adams Division)

Oct. 10	Boston	9-5	W	Jan. 11	@ Detroit	3-3	T
Oct. 12	@Philadelphia	1-6	L	Jan. 12	Vancouver	5-1	W
Oct. 13	Los Angeles	1-4	L	Jan. 15	@ California	4-0	W
Oct. 17	California	6-1	W	Jan. 17	@ Vancouver	4-2	W
Oct. 19	@Minnesota	2-1	W	Jan. 19	Kansas City	5-0	W
Oct. 20	Toronto	5-5	T	Jan. 23	Detroit	5-1	W
Oct. 24	@Los Angeles	2-7	L	Jan. 25	@ Montreal	7-6	W
Oct. 26	@St. Louis	2-0	W	Jan. 26	Atlanta	3-4	L
Oct. 27	Montreal	3-2	W	Jan. 30	N.Y. Rangers	6-3	W
Nov. 2	@Toronto	6-3	W	Feb. 1	@ Philadelphia	0-6	L
Nov. 3	@N.Y. Rangers	4-3	W	Feb. 2	Kansas City	8-1	W
Nov. 5	@Boston	2-2	T	Feb. 4	@ Detroit	6-1	W
Nov. 6	Chicago	6-4	W	Feb. 6	@ N.Y. Islanders	2-2	T
Nov. 9	@Kansas City	6-1	W	Feb. 9	Montreal	4-4	T
Nov. 10	Pittsburgh	8-3	W	Feb. 12	@ Pittsburgh	3-3	T
Nov. 13	@Montreal	8-6	W	Feb. 13	Boston	3-1	W
Nov. 14	Minnesota	5-3	W	Feb. 16	St. Louis	4-4	T
Nov. 16	@Boston	5-7	L	Feb. 18	@ N.Y. Islanders	3-2	W
Nov. 17	Atlanta	4-0	W	Feb. 20	Philadelphia	6-6	T
Nov. 20	Washington	7-3	W	Feb. 21	@ Washington	9-4	W
Nov. 22	@Atlanta	4-4	T	Feb. 23	Toronto	4-1	W
Nov. 24	Montreal	6-4	W	Feb. 27	Los Angeles	5-0	W
Nov. 27	@Chicago	3-1	W	Mar. 1	@ Detroit	2-3	L
Nov. 28	Detroit	5-2	W	Mar. 2	N.Y. Islanders	3-3	T
Nov. 30	@Pittsburgh	5-5	T	Mar. 5	@ N.Y. Rangers	6-3	W
Dec. 1	Pittsburgh	6-3	W	Mar. 8	@ St. Louis	3-3	T
Dec. 3	@Washington	5-3	W	Mar. 9	Pittsburgh	8-4	W
Dec. 5	Washington	9-2	W	Mar. 11	@ Los Angeles	2-2	T
Dec. 8	Minnesota	5-0	W	Mar. 12	@ California	7-2	W
Dec. 12	Vancouver	3-5	L	Mar. 14	@ Vancouver	1-5	L
Dec. 14	@Minnesota	2-4	L	Mar. 16	@ Toronto	11-3	W
Dec. 15	California	5-5	T	Mar. 20	N.Y. Rangers	6-3	W
Dec. 18	N.Y. Islanders	3-2	W	Mar. 22	@ Kansas City	4-2	W
Dec. 22	@Washington	4-0	W	Mar. 23	California	9-4	W
Dec. 26	Chicago	3-1	W	Mar. 26	@ Chicago	1-5	L
Dec. 27	@N.Y. Rangers	5-9	L	Mar. 28	@ Atlanta	2-3	L
Dec. 29	Philadelphia	2-5	L	Mar. 30	Toronto	4-5	L
Jan. 3	@California	2-2	T	Apr. 1	@ Boston	3-1	W
Jan. 5	St. Louis	4-2	W	Apr. 3	Boston	4-2	W
Jan. 9	Los Angeles	2-5	L	Apr. 5	@ Toronto	4-2	W

REGULAR SEASON SCORING

NO.	PLAYER	GP	G	A	PTS	+/-	PIM	PP	SH	GW	GT	SHOTS	PCT.
14	Rene Robert	74	40	60	100	+6	75	14	0	3	3	264	15.2
11	Gil Perreault	68	39	57	96	+1	36	12	0	8	2	245	15.9
7	Rick Martin	68	52	43	95	+5	72	21	0	6	2	301	17.3
20	Don Luce	80	33	43	76	+61	45	1	8	6	0	245	13.5
9	Rick Dudley	78	31	39	70	+29	116	4	0	6	0	226	13.7
8	Jim Lorentz	72	25	45	70	+17	18	6	0	6	0	140	17.9
10	Craig Ramsay	80	26	38	64	+51	26	1	7	7	1	200	13.0
18	Danny Gare	78	31	31	62	+40	75	5	0	2	2	274	11.3
17	Fred Stanfield (MIN)	40	8	18	26	-14	12	2	0	1	2	107	7.5
	(BUF)	32	12	21	33	+9	4	6	0	2	1	77	15.6
	(TOT)	72	20	39	59	-5	16	8	0	3	3	184	10.9
4	Jerry Korab	79	12	44	56	+41	184	3	2	1	0	218	5.5
16	Peter McNab	53	22	21	43	+13	8	1	0	1	2	90	24.4
21	Brian Spencer	73	12	29	41	+17	77	1	0	1	1	126	9.5
22	J. Guevremont (VAN)	2	0	0	0	-1	0	0	0	0	0	5	.0
	(BUF)	66	7	25	32	+32	32	4	0	0	1	160	4.4
	(TOT)	68	7	25	32	+31	32	4	0	0	1	165	4.2
24	Bill Hajt	76	3	26	29	+47	68	1	0	0	0	107	2.8
6	Jim Schoenfeld	68	1	19	20	+35	184	0	0	0	0	148	0.7
23	Larry Carriere	80	1	11	12	+12	111	0	0	0	0	84	1.2
9	Norm Gratton	25	3	6	9	+2	2	1	0	0	0	16	18.8
5	Lee Fogolin	50	2	2	4	0	59	2	0	0	0	14	14.3
29	Gary Bromley	50	0	4	4	—	2	0	0	0	0	0	.0
12	Larry Mickey	23	2	0	2	+1	2	0	0	0	0	6	33.3
1	Roger Crozier	23	0	2	2	—	8	0	0	0	0	0	.0
3	Mike Robitaille	3	0	1	1	+2	0	0	0	0	0	4	.0
15	Gerry Meehan	3	0	1	1	-3	2	0	0	0	0	4	.0
3	Paul McIntosh	6	0	1	1	+2	5	0	0	0	0	1	.0
15	Bryan McSheffrey	3	0	0	0	+1	0	0	0	0	0	1	.0
30	Rocky Farr	7	0	0	0	—	0	0	0	0	0	0	.0
30	Gerry Desjardins	9	0	0	0	—	0	0	0	0	0	0	.0
19	Morris Titanic	17	0	0	0	-4	0	0	0	0	0	6	.0

NO.	GOALTENDER	GP	MIN	AVG	W	L	T	EN	SO	GA	SA	PCT.
1	Roger Crozier	23	1260	2.62	17	2	1	0	3	55	573	.904
30	Gerry Desjardins	9	540	2.78	6	2	1	0	0	25	264	.905
29	Gary Bromley	50	2787	3.10	26	11	11	2	4	144	1133	.873
30	Rocky Farr	7	213	3.94	0	1	2	0	0	14	114	.877
	TEAM TOTALS	80	4800	3.00	49	16	15	2	7	240	2084	.885

1975-76 REGULAR SEASON SCORES
(46-21-13, 2nd place - Adams Division)

Oct. 9	Detroit	4-0	W	Jan. 13	@ St. Louis	3-7	L
Oct. 12	Toronto	8-3	W	Jan. 15	Washington	5-3	W
Oct. 16	Chicago	7-1	W	Jan. 17	@ Pittsburgh	2-3	L
Oct. 18	@St. Louis	5-3	W	Jan. 18	Minnesota	4-1	W
Oct. 19	Washington	5-4	W	Jan. 22	@ Boston	3-5	L
Oct. 22	N.Y. Rangers	9-1	W	Jan. 23	@ Atlanta	3-3	T
Oct. 25	@Detroit	5-3	W	Jan. 25	St. Louis	4-2	W
Oct. 26	California	3-2	W	Jan. 28	@ N.Y. Rangers	3-3	T
Oct. 29	@Toronto	2-3	L	Jan. 29	Philadelphia	1-1	T
Oct. 30	Vancouver	4-4	T	Feb. 1	@ California	9-5	W
Nov. 2	Pittsburgh	7-2	W	Feb. 3	@ Vancouver	1-2	L
Nov. 3	@Montreal	2-3	L	Feb. 4	@ Los Angeles	4-3	W
Nov. 5	Boston	4-0	W	Feb. 7	@ Minnesota	4-3	W
Nov. 9	Montreal	5-1	W	Feb. 8	California	5-5	T
Nov. 12	Philadelphia	1-3	L	Feb. 11	Detroit	4-2	W
Nov. 15	@Pittsburgh	5-2	W	Feb. 13	@ Atlanta	3-2	W
Nov. 16	California	4-1	W	Feb. 15	N.Y. Islanders	1-3	L
Nov. 18	@N.Y. Islanders	3-1	W	Feb. 18	@ Chicago	4-4	T
Nov. 20	Detroit	7-2	W	Feb. 19	Atlanta	3-1	W
Nov. 23	Kansas City	6-2	W	Feb. 21	@ Toronto	4-6	L
Nov. 25	@Vancouver	0-4	L	Feb. 22	Montreal	2-4	L
Nov. 28	@California	4-2	W	Feb. 26	Toronto	5-2	W
Nov. 29	@Los Angeles	3-8	L	Feb. 28	@ Kansas City	4-4	T
Dec. 3	@Washington	4-4	T	Feb. 29	Los Angeles	5-1	W
Dec. 4	N.Y. Rangers	6-6	T	Mar. 4	Chicago	6-3	W
Dec. 6	@N.Y. Islanders	4-2	W	Mar. 6	@ Montreal	2-3	L
Dec. 7	N.Y. Islanders	0-3	L	Mar. 7	St. Louis	4-4	T
Dec. 10	@N.Y. Rangers	2-2	T	Mar. 10	@ Pittsburgh	7-6	W
Dec. 14	Atlanta	4-7	L	Mar. 11	@ Philadelphia	1-6	L
Dec. 17	@Detroit	1-3	L	Mar. 14	@ Minnesota	8-2	W
Dec. 18	Minnesota	5-2	W	Mar. 16	@ Los Angeles	4-2	W
Dec. 20	@Boston	3-5	L	Mar. 17	@ California	5-3	W
Dec. 21	Washington	14-2	W	Mar. 21	Kansas City	3-1	W
Dec. 23	@Kansas City	5-1	W	Mar. 24	N.Y. Rangers	7-3	W
Dec. 26	Boston	3-6	L	Mar. 26	@ Washington	4-1	W
Dec. 28	@Chicago	2-2	T	Mar. 27	@ Toronto	4-2	W
Jan. 1	Los Angeles	6-9	L	Mar. 30	@ Boston	4-4	T
Jan. 5	@Montreal	4-2	W	Apr. 1	Boston	7-2	W
Jan. 8	Vancouver	8-5	W	Apr. 3	@ Philadelphia	2-5	L
Jan. 11	Pittsburgh	6-0	W	Apr. 4	Toronto	5-2	W

REGULAR SEASON SCORING

NO.	PLAYER	GP	G	A	PTS	+/-	PIM	PP	SH	GW	GT	SHOTS	PCT.
11	Gil Perreault	80	44	69	113	+17	36	14	0	4	3	237	18.6
14	Rene Robert	72	35	52	87	+17	53	11	0	4	2	273	12.8
7	Rick Martin	80	49	37	86	+23	67	18	0	7	1	327	15.0
18	Danny Gare	79	50	23	73	+32	129	8	1	0	4	303	16.5
10	Craig Ramsay	80	22	49	71	+44	34	1	1	0	0	134	16.4
20	Don Luce	77	21	49	70	+37	42	2	2	2	1	214	9.8
16	Peter McNab	79	24	32	56	+18	16	3	0	3	0	125	19.2
22	Jocelyn Guevremont	80	12	40	52	+47	57	6	0	3	0	229	5.2
17	Fred Stanfield	80	18	30	48	+5	4	2	1	3	0	112	16.1
8	Jim Lorentz	75	17	24	41	+3	18	2	1	4	0	116	14.7
4	Jerry Korab	65	13	28	41	+18	85	3	0	1	1	146	8.9
21	Brian Spencer	77	13	26	39	+14	70	0	0	1	1	84	15.5
9	Jacques Richard	73	12	23	35	+4	31	3	0	5	0	104	11.5
24	Bill Hajt	80	6	21	27	+39	48	0	0	0	0	117	5.1
6	Jim Schoenfeld	56	2	22	24	+40	114	0	0	0	0	112	1.8
5	Lee Fogolin	58	0	9	9	+15	64	0	0	0	0	61	.0
12	Gary McAdam	31	1	2	3	0	2	0	0	0	0	12	8.3
1	Roger Crozier	11	0	1	1	—	0	0	0	0	0	0	.0
3	Paul McIntosh	41	0	1	1	-5	61	0	0	0	0	9	.0
30	Gerry Desjardins	55	0	1	1	—	2	0	0	0	0	0	.0
29	Gary Bromley	1	0	0	0	—	0	0	0	0	0	0	.0
25	Terry Martin	1	0	0	0	0	0	0	0	0	0	0	.0
19	Morris Titanic	2	0	0	0	—	0	0	0	0	0	2	.0
23	Ken Breitenbach	7	0	0	0	+4	6	0	0	0	0	0	.0
31	Al Smith	14	0	0	0	—	0	0	0	0	0	0	.0

NO.	GOALTENDER	GP	MIN	AVG	W	L	T	EN	SO	GA	SA	PCT.
1	Roger Crozier	11	620	2.61	8	2	0	0	1	27	241	.888
30	Gerry Desjardins	55	3280	2.95	29	15	11	1	2	161	1461	.890
31	Al Smith	14	840	3.07	9	3	2	1	0	43	360	.881
29	Gary Bromley	1	60	7.00	0	1	0	0	0	7	31	.794
	TEAM TOTALS	80	4800	3.00	46	21	13	2	3	240	2096	.885

1976-77 REGULAR SEASON SCORES
(48-24-8, 2nd place - Adams Division)

Oct. 9	@Detroit	0-4	L	Jan. 9	Cleveland	7-4	W
Oct. 10	Montreal	3-1	W	Jan. 13	N.Y. Rangers	7-5	W
Oct. 13	N.Y. Islanders	3-4	L	Jan. 15	@ Pittsburgh	2-5	L
Oct. 16	@Minnesota	2-1	W	Jan. 16	Colorado	3-0	W
Oct. 17	Atlanta	5-6	L	Jan. 19	Washington	2-4	L
Oct. 20	Vancouver	4-0	W	Jan. 22	@ Minnesota	3-4	L
Oct. 23	@Philadelphia	2-3	L	Jan. 23	Cleveland	0-3	L
Oct. 24	Washington	2-1	W	Jan. 27	Atlanta	1-1	T
Oct. 27	Pittsburgh	4-4	T	Jan. 29	@ Montreal	3-3	T
Oct. 31	Boston	4-1	W	Feb. 1	@ N.Y. Islanders	3-6	L
Nov. 1	@Montreal	2-3	L	Feb. 3	@ Colorado	6-4	W
Nov. 5	@Washington	3-2	W	Feb. 5	@ St. Louis	5-6	L
Nov. 7	Philadelphia	5-3	W	Feb. 9	@ N.Y. Rangers	2-1	W
Nov. 10	St. Louis	5-0	W	Feb. 10	Boston	4-3	W
Nov. 13	@N.Y. Rangers	6-2	W	Feb. 13	Minnesota	6-2	W
Nov. 14	Minnesota	4-4	T	*Feb. 14	Toronto	7-2	W
Nov. 17	@Vancouver	3-2	W	Feb. 16	Chicago	3-0	W
Nov. 20	@Los Angeles	4-3	W	Feb. 19	@ Detroit	2-1	W
Nov. 24	Vancouver	4-4	T	Feb. 20	@ Philadelphia	2-4	L
Nov. 27	@St. Louis	2-3	L	Feb. 23	@ Cleveland	5-3	W
Nov. 28	Detroit	3-1	W	Feb. 24	Philadelphia	2-0	W
Nov. 30	@Boston	6-2	W	Feb. 26	@ Toronto	6-5	W
Dec. 4	@N.Y. Islanders	0-3	L	Feb. 27	Los Angeles	1-5	L
Dec. 5	Colorado	5-3	W	Mar. 2	Chicago	6-3	W
Dec. 8	@Cleveland	5-1	W	**Mar. 3	Los Angeles	7-2	W
Dec. 9	Pittsburgh	1-2	L	Mar. 5	@ Boston	1-3	L
Dec. 11	@Los Angeles	4-2	W	Mar. 6	Montreal	4-1	W
Dec. 14	@Vancouver	6-3	W	Mar. 9	Detroit	6-3	W
Dec. 16	N.Y. Rangers	7-2	W	Mar. 12	@ Pittsburgh	2-3	L
Dec. 18	@N.Y. Islanders	4-2	W	Mar. 13	Toronto	6-1	W
Dec. 19	Detroit	6-1	W	Mar. 16	@ Cleveland	6-2	W
Dec. 22	@Chicago	4-2	W	Mar. 17	@ Boston	2-4	L
Dec. 23	Toronto	4-2	W	Mar. 20	@ Washington	6-2	W
Dec. 26	Washington	5-2	W	Mar. 22	@ Atlanta	6-3	W
Dec. 29	@Atlanta	6-3	W	Mar. 23	Cleveland	4-2	W
Jan. 1	@Pittsburgh	3-6	L	Mar. 25	@ Colorado	2-2	T
Jan. 2	N.Y. Islanders	3-3	T	Mar. 26	@ Los Angeles	4-6	L
Jan. 5	@Chicago	1-2	L	Mar. 30	Boston	3-4	L
Jan. 6	Montreal	2-9	L	Apr. 2	@ Toronto	1-1	T
Jan. 8	@Toronto	4-2	W	Apr. 3	St. Louis	7-3	W

* - Re-scheduled from February 7
** - Re-scheduled from January 30

REGULAR SEASON SCORING

NO.	PLAYER	GP	G	A	PTS	+/-	PIM	PP	SH	GW	GT	SHOTS	PCT.
11	Gil Perreault	80	39	56	95	+10	30	7	2	9	0	195	20.0
14	Rene Robert	80	33	40	73	+27	46	5	0	4	1	250	13.2
20	Don Luce	80	26	43	69	+38	16	6	1	6	1	206	12.6
7	Rick Martin	66	36	29	65	+10	58	12	0	6	2	221	16.3
10	Craig Ramsay	80	20	41	61	+37	20	2	3	2	1	145	13.8
12	Andre Savard	80	25	35	60	+9	30	4	0	4	0	160	15.6
8	Jim Lorentz	79	23	33	56	+3	8	7	0	3	0	156	14.7
4	Jerry Korab	77	14	33	47	+22	120	4	0	1	1	185	7.6
22	Jocelyn Guevremont	80	9	29	38	+26	46	2	0	2	0	210	4.3
6	Jim Schoenfeld	65	7	25	32	+28	97	2	0	2	2	181	3.9
21	Brian Spencer	77	14	15	29	0	55	1	0	2	0	78	17.9
15	Gary McAdam	73	13	16	29	+17	17	1	0	2	0	86	15.1
18	Danny Gare	35	11	15	26	+7	73	3	0	0	0	92	12.0
24	Bill Hajt	79	6	20	26	+39	56	0	0	1	0	106	5.7
25	Terry Martin	62	11	12	23	+6	8	1	0	0	0	72	15.3
17	Fred Stanfield	79	9	14	23	-2	6	2	0	2	0	69	13.0
5	Lee Fogolin	71	3	15	18	+9	100	1	0	2	0	76	3.9
27	Joe Kowal	16	0	5	5	+3	6	0	0	0	0	6	.0
23	Ken Breitenbach	31	0	5	5	-2	18	0	0	0	0	11	.0
9	Jacques Richard	21	2	0	2	-3	16	0	0	0	0	20	10.0
29	Don Edwards	25	0	1	1	—	2	0	0	0	0	0	.0
26	Alex Tidey	2	0	0	0	-1	0	0	0	0	0	3	.0
28	Bob Sauve	4	0	0	0	—	0	0	0	0	0	0	.0
16	Derek Smith	5	0	0	0	-1	0	0	0	0	0	0	.0
31	Al Smith	7	0	0	0	—	0	0	0	0	0	0	.0
30	Gerry Desjardins	49	0	0	0	—	2	0	0	0	0	0	.0

NO.	GOALTENDER	GP	MIN	AVG	W	L	T	EN	SO	GA	SA	PCT.
29	Don Edwards	25	1480	2.51	16	7	2	1	2	62	584	.899
30	Gerry Desjardins	49	2871	2.63	31	12	6	1	3	126	1261	.900
28	Bob Sauve	4	184	3.55	1	2	0	0	0	11	70	.843
31	Al Smith	7	265	4.30	0	3	0	0	0	19	114	.830
	TEAM TOTALS	80	4800	2.75	48	24	8	2	5	220	2029	.892

1977-78 REGULAR SEASON SCORES
(44-19-17, 2nd place - Adams Division)

Oct. 13	N.Y. Islanders	3-2	W	*Jan. 12	@ Cleveland	3-6	L
Oct. 15	@Toronto	5-2	W	Jan. 14	@ Detroit	2-6	L
Oct. 16	Chicago	0-2	L	Jan. 19	Cleveland	9-2	W
Oct. 19	@Chicago	2-2	T	Jan. 21	@ St. Louis	3-1	W
Oct. 20	Colorado	7-5	W	Jan. 22	Vancouver	2-2	T
Oct. 23	Minnesota	4-1	W	Jan. 26	Minnesota	1-2	L
Oct. 29	@N.Y. Islanders	2-4	L	Jan. 28	@ Pittsburgh	3-3	T
Oct. 30	@Montreal	4-0	W	Jan. 30	N.Y. Islanders	3-2	W
Nov. 3	@Boston	4-1	W	Feb. 1	@ Toronto	2-2	T
Nov. 5	@St. Louis	3-1	W	Feb. 2	Boston	3-1	W
Nov. 6	St. Louis	7-4	W	Feb. 4	@ Minnesota	4-2	W
Nov. 9	@N.Y. Rangers	4-8	L	Feb. 5	Washington	4-1	W
Nov. 10	@Philadelphia	3-2	W	Feb. 8	@ Cleveland	5-2	W
Nov. 13	Pittsburgh	3-3	T	Feb. 9	N.Y. Rangers	2-0	W
Nov. 16	@Atlanta	6-2	W	Feb. 13	Toronto	2-4	L
Nov. 17	Toronto	1-2	L	Feb. 16	Los Angeles	5-0	W
Nov. 19	@Washington	7-6	W	Feb. 19	St. Louis	6-2	W
Nov. 20	Washington	5-2	W	Feb. 20	@ Montreal	2-4	L
Nov. 23	Boston	0-2	L	Feb. 23	Philadelphia	4-0	W
Nov. 24	@Montreal	1-4	L	Feb. 25	@ Cleveland	13-3	W
Nov. 27	N.Y. Rangers	3-2	W	Feb. 26	Pittsburgh	4-4	T
Nov. 30	@Chicago	3-2	W	Mar. 1	@ Atlanta	4-3	W
Dec. 1	Montreal	3-1	W	Mar. 2	N.Y. Islanders	6-3	W
Dec. 3	@Pittsburgh	4-4	T	Mar. 4	@ Boston	3-7	L
Dec. 4	Detroit	6-1	W	Mar. 6	Montreal	2-1	W
Dec. 8	Cleveland	5-2	W	Mar. 9	Los Angeles	3-3	T
Dec. 10	@Minnesota	4-2	W	Mar. 11	@ N.Y. Islanders	2-4	L
Dec. 11	Vancouver	3-0	W	Mar. 12	Chicago	5-2	W
Dec. 13	@Colorado	1-4	L	Mar. 16	Philadelphia	3-1	W
Dec. 15	@Los Angeles	7-3	W	Mar. 18	@ Philadelphia	2-2	T
Dec. 17	@Vancouver	5-5	T	Mar. 21	@ Los Angeles	6-2	W
Dec. 21	@Detroit	5-3	W	Mar. 24	@ Vancouver	2-2	T
Dec. 22	Pittsburgh	3-3	T	Mar. 25	@ Colorado	4-3	W
Dec. 29	Detroit	3-3	T	Mar. 28	@ Detroit	0-7	L
Dec. 31	@N.Y. Rangers	2-2	T	Mar. 30	Cleveland	3-5	L
Jan. 1	Atlanta	2-2	T	Apr. 1	@ Toronto	2-3	L
Jan. 5	Colorado	5-3	W	Apr. 2	Atlanta	2-4	L
Jan. 7	@Washington	4-4	T	Apr. 4	@ Washington	3-4	L
Jan. 8	Boston	5-3	W	Apr. 6	@ Boston	5-2	W
Jan. 11	Los Angeles	3-3	T	Apr. 9	Toronto	2-1	W

* - Re-scheduled from January 4

REGULAR SEASON SCORING

NO.	PLAYER	GP	G	A	PTS	+/-	PIM	PP	SH	GW	GT	SHOTS	PCT.
11	Gil Perreault	79	41	48	89	+18	20	7	0	7	2	192	21.4
18	Danny Gare	69	39	38	77	+32	95	9	0	2	6	265	14.7
14	Rene Robert	67	25	48	73	+19	25	7	0	4	1	209	12.0
10	Craig Ramsay	80	28	43	71	+33	18	2	5	3	2	159	17.6
7	Rick Martin	65	28	35	63	+16	16	7	0	6	3	221	12.7
20	Don Luce	78	26	35	61	+32	24	5	2	3	0	170	15.3
15	Gary McAdam	79	19	22	41	+3	44	2	0	5	0	160	11.9
4	Jerry Korab	77	7	34	41	+19	119	3	0	2	0	204	3.4
12	Andre Savard	80	19	20	39	+1	40	2	0	0	0	127	15.0
16	Ric Seiling	80	19	19	38	+13	33	2	0	4	1	114	16.7
22	Jocelyn Guevremont	66	7	28	35	+25	46	0	0	1	0	162	4.3
8	Jim Lorentz	70	9	15	24	-4	12	6	0	2	1	85	10.6
5	Lee Fogolin	76	0	23	23	+7	98	0	0	0	0	77	.0
24	Bill Hajt	76	4	18	22	+36	30	0	0	0	1	78	5.1
6	Jim Schoenfeld	60	2	20	22	+24	89	0	0	0	0	114	1.8
17	Fred Stanfield	57	3	8	11	-8	2	0	0	0	0	38	7.9
21	Ron Schock	40	4	4	8	-5	0	0	0	2	0	19	21.1
19	Derek Smith	36	3	3	6	-4	0	0	0	0	0	25	12.0
25	Terry Martin	21	3	2	5	-1	9	0	0	2	0	17	17.6
29	Richie Dunn	25	0	3	3	-3	16	0	0	0	0	23	.0
1	Don Edwards	72	0	3	3	—	12	0	0	0	0	0	.0
3	Bill Stewart	13	2	0	2	+1	15	0	0	1	0	12	16.7
28	Bob Sauve	11	0	1	1	—	0	0	0	0	0	0	.0
26	Alex Tidey	1	0	0	0	-1	0	0	0	0	0	2	.0
32	Wayne Ramsey	2	0	0	0	0	0	0	0	0	0	0	.0
30	Gerry Desjardins	3	0	0	0	—	0	0	0	0	0	0	.0
27	Joe Kowal	6	0	0	0	0	7	0	0	0	0	3	.0
23	Larry Carriere	9	0	0	0	-1	18	0	0	0	0	4	.0

NO.	GOALTENDER	GP	MIN	AVG	W	L	T	EN	SO	GA	SA	PCT.
28	Bob Sauve	11	480	2.50	6	2	0	0	0	20	224	.917
1	Don Edwards	72	4209	2.64	38	16	17	3	5	185	1970	.906
30	Gerry Desjardins	3	111	3.78	0	1	0	0	0	7	25	.781
	TEAM TOTALS	80	4800	2.69	44	19	17	3	5	215	2219	.903

1978-79 REGULAR SEASON SCORES (36-28-16, 2nd place - Adams Division)

Oct. 12	N.Y. Islanders	2-2	T	Jan. 11	Washington	6-2	W
Oct. 14	@Minnesota	5-2	W	Jan. 13	@ Montreal	2-5	L
Oct. 15	Detroit	2-3	L	Jan. 14	Pittsburgh	4-5	L
Oct. 18	@Toronto	0-2	L	Jan. 18	@ Philadelphia	4-4	T
Oct. 19	Toronto	1-0	W	Jan. 20	@ Boston	2-1	W
Oct. 22	@Vancouver	2-3	L	Jan. 25	N.Y. Rangers	4-5	L
Oct. 26	@Los Angeles	0-6	L	Jan. 27	@ Detroit	6-3	W
Oct. 28	@St. Louis	7-7	T	Jan. 28	Minnesota	1-3	L
Nov. 2	@Philadelphia	3-3	T	Jan. 31	Atlanta	2-5	L
Nov. 4	@Minnesota	1-2	L	Feb. 3	@ Minnesota	2-1	W
Nov. 5	Minnesota	2-1	W	Feb. 4	St. Louis	3-1	W
Nov. 9	Pittsburgh	4-4	T	*Feb. 14	N.Y. Islanders	2-1	W
Nov. 11	@Washington	2-0	W	Feb. 15	N.Y. Rangers	4-3	W
Nov. 12	Boston	4-4	T	Feb. 17	@ Pittsburgh	3-6	L
Nov. 15	@Toronto	2-2	T	Feb. 18	Montreal	2-5	L
Nov. 16	St. Louis	6-2	W	Feb. 21	@ Chicago	2-3	L
Nov. 18	@Detroit	3-1	W	Feb. 22	Chicago	2-4	L
Nov. 19	Minnesota	9-2	W	Feb. 24	@ Washington	6-4	W
Nov. 22	Philadelphia	2-3	L	Feb. 26	Toronto	3-1	W
Nov. 23	@Boston	2-5	L	Mar. 1	Minnesota	5-5	T
Nov. 26	Colorado	4-1	W	Mar. 3	@ N.Y. Rangers	2-2	T
Nov. 30	Boston	3-4	L	Mar. 4	Philadelphia	1-6	L
Dec. 2	@Montreal	1-8	L	Mar. 6	@ N.Y. Islanders	3-2	W
Dec. 3	Montreal	1-4	L	Mar. 8	Los Angeles	6-4	W
Dec. 7	Los Angeles	3-3	T	Mar. 10	@ Atlanta	5-5	T
Dec. 9	@Pittsburgh	4-4	T	Mar. 11	Atlanta	9-4	W
Dec. 10	Toronto	5-3	W	Mar. 14	@ Toronto	4-1	W
Dec. 13	@Chicago	6-2	W	Mar. 15	Vancouver	4-2	W
Dec. 14	Chicago	3-2	W	Mar. 17	@ Philadelphia	3-5	L
Dec. 16	@Minnesota	5-2	W	Mar. 18	Washington	3-3	T
Dec. 17	Vancouver	6-3	W	Mar. 21	@ Colorado	3-2	W
Dec. 20	@N.Y. Rangers	3-6	L	Mar. 23	@ Vancouver	4-3	W
Dec. 21	Atlanta	5-4	W	Mar. 24	@ Los Angeles	3-2	W
Dec. 23	@Boston	4-6	L	Mar. 26	@ St. Louis	4-2	W
Dec. 27	@Colorado	5-2	W	Mar. 28	Boston	9-2	W
Dec. 28	@Vancouver	3-3	T	Mar. 31	@ N.Y. Islanders	0-2	L
Dec. 31	Boston	3-7	L	Apr. 1	Toronto	3-6	L
Jan. 4	Chicago	3-3	T	Apr. 5	@ Boston	9-3	W
Jan. 7	Detroit	4-3	W	Apr. 7	@ Toronto	2-6	L
Jan. 9	@Atlanta	3-5	L	Apr. 8	Colorado	5-5	T

* - Re-scheduled from January 21

REGULAR SEASON SCORING

NO.	PLAYER	GP	G	A	PTS	+/-	PIM	PP	SH	GW	GT	SHOTS	PCT.
11	Gil Perreault	79	27	58	85	+12	20	6	0	4	0	172	15.7
18	Danny Gare	71	27	40	67	+18	90	7	0	3	4	260	10.4
14	Rene Robert	68	22	40	62	-12	46	1	0	6	0	206	10.7
20	Don Luce	79	26	35	61	+20	14	6	2	7	2	149	17.4
10	Craig Ramsay	80	26	31	57	+21	10	4	3	3	3	113	23.0
7	Rick Martin	73	32	21	53	-7	35	8	0	3	0	250	12.8
4	Jerry Korab	78	11	40	51	+10	104	8	1	0	2	204	5.4
16	Ric Seiling	78	20	22	42	+15	56	2	0	4	0	136	14.7
12	Andre Savard	65	18	22	40	+2	20	2	2	1	0	97	18.6
19	Derek Smith	43	14	12	26	-5	8	1	0	0	2	85	16.5
9	Jacques Richard	61	10	15	25	+8	26	0	0	1	1	85	11.8
6	Jim Schoenfeld	46	8	17	25	+8	67	6	0	0	0	99	8.1
8	Tony McKegney	52	8	14	22	-2	10	0	0	1	0	67	11.9
5	Lee Fogolin	74	3	19	22	-4	103	0	0	0	0	70	4.3
21	Dave Schultz (PIT)	47	4	9	13	0	157	0	0	0	1	50	8.0
	(BUF)	28	2	3	5	-12	86	0	0	0	1	16	12.5
	(TOT)	75	6	12	18	-12	243	0	0	0	2	66	9.1
3	Bill Stewart	68	1	17	18	—	101	0	0	0	0	87	1.1
25	Terry Martin	64	6	8	14	-17	33	1	0	0	0	38	15.8
15	Gary McAdam	40	6	5	11	-6	13	1	0	1	0	39	15.4
17	Rick Dudley	24	5	6	11	+11	2	0	0	1	0	36	13.9
22	Jocelyn Guevremont	34	3	8	11	+12	8	0	0	0	0	51	5.9
24	Bill Hajt	40	3	8	11	-4	20	0	1	1	0	53	5.7
23	Ken Breitenbach	30	1	8	9	+5	25	0	0	0	0	41	2.4
15	Mike Boland	22	1	2	3	+6	29	0	0	0	1	17	5.9
29	Richie Dunn	24	0	3	3	-2	14	0	0	0	0	18	.0
27	Larry Playfair	26	0	3	3	+1	60	0	0	0	0	12	.0
1	Don Edwards	54	0	2	2	—	8	0	0	0	0	0	.0
30	Randy Ireland	2	0	0	0	—	0	0	0	0	0	0	.0
28	Bob Sauve	29	0	0	0	—	2	0	0	0	0	0	.0

NO.	GOALTENDER	GP	MIN	AVG	W	L	T	EN	SO	GA	SA	PCT.
1	Don Edwards	54	3160	3.02	26	18	9	1	2	159	1568	.899
28	Bob Sauve	29	1610	3.73	10	10	7	0	0	100	810	.877
30	Randy Ireland	2	30	6.00	0	0	0	0	0	3	17	.824
TEAM TOTALS		80	4800	3.29	36	28	16	1	2	263	2395	.890

1979-80 REGULAR SEASON SCORES (47-17-16, 1st place - Adams Division)

Oct. 11	Washington	6-3	W	Jan. 9	N.Y. Islanders	3-2	W
Oct. 13	@N.Y. Islanders	5-2	W	Jan. 11	@ Colorado	4-3	W
Oct. 14	Minnesota	4-5	L	Jan. 13	@ Edmonton	5-6	L
Oct. 17	Hartford	3-1	W	Jan. 16	@ Los Angeles	4-2	W
Oct. 20	@St. Louis	2-3	L	Jan. 18	@ Vancouver	2-2	T
Oct. 21	Vancouver	3-3	T	Jan. 20	Edmonton	4-4	T
Oct. 24	Pittsburgh	7-3	W	Jan. 21	@ Atlanta	3-3	T
Oct. 25	@Detroit	0-4	L	Jan. 24	@ Boston	3-4	L
Oct. 27	@Quebec	3-0	W	Jan. 26	@ Montreal	7-2	W
Oct. 28	Colorado	4-2	W	Jan. 27	Los Angeles	9-1	W
Oct. 31	@Chicago	0-0	T	Jan. 31	N.Y. Rangers	6-2	W
Nov. 3	@Toronto	4-3	W	Feb. 2	@ N.Y. Islanders	2-3	L
Nov. 4	@Philadelphia	1-3	L	Feb. 3	Vancouver	3-0	W
Nov. 8	Chicago	3-3	T	Feb. 7	Pittsburgh	9-0	W
Nov. 10	@Washington	5-3	W	Feb. 9	@ St. Louis	2-3	L
Nov. 11	Colorado	3-5	L	Feb. 11	St. Louis	4-2	W
Nov. 15	Atlanta	5-1	W	Feb. 14	Boston	3-3	T
Nov. 17	@Minnesota	4-2	W	Feb. 16	@ Detroit	4-3	W
Nov. 18	Edmonton	9-7	W	Feb. 17	Montreal	2-2	T
Nov. 21	@Hartford	3-5	L	Feb. 19	@ Quebec	3-1	W
Nov. 24	@Washington	6-1	W	Feb. 20	Winnipeg	4-3	W
Nov. 25	Minnesota	6-2	W	Feb. 24	@ Chicago	1-3	L
Nov. 27	@Boston	5-2	W	Feb. 27	Philadelphia	1-1	T
Nov. 29	N.Y. Rangers	2-1	W	Feb. 29	@ Edmonton	4-2	W
Dec. 2	Washington	2-0	W	Mar. 2	@ Minnesota	2-2	T
Dec. 5	Atlanta	6-1	W	Mar. 5	@ N.Y. Rangers	2-4	L
Dec. 7	@Colorado	5-3	W	Mar. 6	Hartford	4-3	W
Dec. 10	Detroit	4-0	W	Mar. 9	St. Louis	9-4	W
Dec. 13	Chicago	5-2	W	Mar. 12	@ Winnipeg	3-3	T
Dec. 15	@Philadelphia	2-3	L	Mar. 15	@ Los Angeles	2-2	T
Dec. 16	Boston	1-5	L	Mar. 19	@ Vancouver	3-3	T
Dec. 19	@Winnipeg	3-2	W	Mar. 22	@ Toronto	5-1	W
Dec. 20	Los Angeles	5-3	W	Mar. 23	N.Y. Islanders	1-1	T
Dec. 22	@Hartford	4-2	W	Mar. 25	@ N.Y. Rangers	3-3	T
Dec. 23	Quebec	1-3	L	Mar. 27	Detroit	10-1	W
Dec. 27	Toronto	5-3	W	Mar. 30	Montreal	1-1	T
Dec. 29	@Montreal	3-6	L	Apr. 1	@ Atlanta	5-2	W
Dec. 31	Winnipeg	6-2	W	Apr. 3	Quebec	8-3	W
Jan. 5	@Pittsburgh	5-4	W	Apr. 5	@ Pittsburgh	9-1	W
Jan. 6	Philadelphia	2-4	L	Apr. 6	Toronto	7-3	W

REGULAR SEASON SCORING

NO.	PLAYER	GP	G	A	PTS	+/-	PIM	PP	SH	GW	GT	SHOTS	PCT.
11	Gil Perreault	80	40	66	106	+32	57	10	0	5	1	180	22.2
18	Danny Gare	76	56	33	89	+49	90	17	0	11	3	270	20.7
7	Rick Martin	80	45	34	79	+18	54	8	0	3	1	257	17.5
19	Derek Smith	79	24	39	63	+33	16	8	0	3	0	137	17.5
16	Ric Seiling	80	25	35	60	+30	54	5	1	2	2	155	16.1
10	Craig Ramsay	80	21	39	60	+15	18	5	0	4	1	103	20.4
8	Tony McKegney	80	23	29	52	+40	24	1	0	6	1	140	16.4
5	John Van Boxmeer	80	11	40	51	+40	55	4	0	1	2	198	5.5
20	Don Luce	80	14	29	43	+22	30	0	0	0	2	137	10.2
3	Richie Dunn	80	7	31	38	+25	59	4	0	2	0	147	4.8
6	Jim Schoenfeld	77	9	27	36	+60	72	4	0	1	2	114	7.9
9	Rick Dudley	66	11	22	33	+11	58	0	0	2	0	109	10.1
22	Lindy Ruff	63	5	14	19	-2	38	1	0	0	0	77	6.5
17	John Gould	52	9	9	18	+9	11	0	0	2	0	72	12.5
24	Bill Hajt	75	4	12	16	+36	24	0	1	0	0	63	6.3
12	Andre Savard	33	3	10	13	+4	16	0	0	2	0	36	8.3
27	Larry Playfair	79	2	10	12	+13	145	0	0	0	0	32	6.3
4	Jerry Korab	43	1	10	11	0	74	0	0	1	0	55	1.8
25	Bob Mongrain	34	4	6	10	+6	4	0	0	1	0	33	12.1
15	Rob McClanahan	13	2	5	7	+8	0	0	0	0	0	13	15.4
23	Mike Ramsey	13	1	6	7	+9	6	0	0	1	0	17	5.9
28	Bob Sauve	32	0	4	4	—	2	0	0	0	0	0	.0
21	Dave Schultz	13	1	0	1	0	28	0	0	0	0	1	100.0
1	Don Edwards	49	0	1	1	—	8	0	0	0	0	0	.0

NO.	GOALTENDER	GP	MIN	AVG	W	L	T	EN	SO	GA	SA	PCT.
28	Bob Sauve	32	1880	2.36	20	8	4	1	4	74	740	.900
1	Don Edwards	49	2020	2.57	27	9	12	1	2	125	1177	.893
TEAM TOTALS		80	4800	2.51	47	17	16	2	6	201	1917	.895

1980-81 REGULAR SEASON SCORES (39-20-21, 1st place - Adams Division)

Oct. 9	@Chicago	3-4	L	Jan. 11	Los Angeles	4-4	T
Oct. 12	Hartford	3-3	T	Jan. 14	Minnesota	1-1	T
Oct. 15	Edmonton	2-0	W	Jan. 16	Edmonton	5-5	T
Oct. 18	@Pittsburgh	4-2	W	Jan. 18	N.Y. Rangers	4-0	W
Oct. 19	Toronto	2-4	L	Jan. 19	@ Boston	1-5	L
Oct. 22	Winnipeg	7-4	W	Jan. 21	@ Quebec	6-5	W
Oct. 25	@Montreal	5-2	W	Jan. 24	@ Washington	7-4	W
Oct. 26	N.Y. Islanders	5-2	W	Jan. 26	@ N.Y. Islanders	5-3	W
Oct. 29	Pittsburgh	1-1	T	Jan. 28	Philadelphia	4-4	T
Nov. 1	@Detroit	4-2	W	Jan. 31	@ Hartford	5-3	W
Nov. 2	Vancouver	4-3	W	Feb. 1	Winnipeg	4-0	W
Nov. 5	Colorado	5-3	W	Feb. 5	@ Philadelphia	4-0	W
Nov. 8	@Washington	3-3	T	Feb. 6	Detroit	7-3	W
Nov. 9	Washington	3-3	T	Feb. 8	St. Louis	3-3	T
Nov. 12	Detroit	4-4	T	Feb. 12	Washington	6-3	W
Nov. 15	@N.Y. Islanders	1-4	L	Feb. 14	@ Calgary	4-4	T
Nov. 16	Quebec	8-1	W	Feb. 15	@ Edmonton	2-2	T
Nov. 19	@Chicago	2-5	L	Feb. 19	@ Montreal	2-5	L
Nov. 21	@Winnipeg	4-2	W	Feb. 21	@ Pittsburgh	6-1	W
Nov. 23	@Edmonton	3-6	L	Feb. 22	Montreal	2-4	L
Nov. 25	@St. Louis	3-5	L	Feb. 25	@ N.Y. Rangers	3-6	L
Nov. 27	Calgary	6-3	W	Feb. 27	Chicago	6-1	W
Nov. 29	@Hartford	5-2	W	Mar. 1	@ Boston	4-6	L
Nov. 30	Colorado	4-1	W	Mar. 4	Calgary	4-0	W
Dec. 3	Montreal	5-6	L	Mar. 6	Hartford	3-5	L
Dec. 6	@Minnesota	3-3	T	Mar. 8	Philadelphia	8-4	W
Dec. 7	Pittsburgh	10-1	W	Mar. 11	@ Minnesota	1-3	L
Dec. 9	@Colorado	4-4	T	Mar. 13	@ Winnipeg	5-2	W
Dec. 11	@Calgary	4-8	L	Mar. 14	@ Vancouver	1-2	L
Dec. 13	@Toronto	5-4	W	Mar. 17	@ Los Angeles	3-1	W
Dec. 14	Vancouver	2-2	T	Mar. 19	Toronto	14-4	W
Dec. 20	@Los Angeles	7-4	W	Mar. 21	@ Toronto	6-2	W
Dec. 21	@Vancouver	3-3	T	Mar. 22	St. Louis	5-6	L
Dec. 26	Chicago	3-2	W	Mar. 25	N.Y. Rangers	4-2	W
Dec. 28	Boston	5-2	W	Mar. 27	@ Colorado	5-3	W
Dec. 31	Los Angeles	2-5	L	Mar. 28	@ St. Louis	4-7	L
Jan. 3	@Quebec	3-3	T	Mar. 30	Boston	2-2	T
Jan. 4	Minnesota	2-2	T	Apr. 2	@ Philadelphia	2-2	T
Jan. 7	Quebec	5-1	W	Apr. 4	@ Detroit	5-4	W
Jan. 9	@N.Y. Rangers	3-3	T	Apr. 5	N.Y. Islanders	3-7	L

REGULAR SEASON SCORING

NO.	PLAYER	GP	G	A	PTS	+/-	PIM	PP	SH	GW	GT	SHOTS	PCT.
18	Danny Gare	73	46	39	85	+12	109	15	0	7	2	248	18.5
12	Andre Savard	79	31	43	74	+32	63	2	2	4	1	149	20.8
8	Tony McKegney	80	37	32	69	+11	24	9	0	4	0	236	15.7
4	John Van Boxmeer	80	18	51	69	-2	69	6	1	2	2	258	7.0
19	Derek Smith	69	21	43	64	+14	12	11	0	2	0	166	12.7
10	Craig Ramsay	80	24	35	59	+39	12	1	1	3	2	110	21.8
11	Gil Perreault	56	20	39	59	+3	56	5	0	3	1	150	13.3
16	Ric Seiling	74	30	27	57	+20	80	2	1	4	2	140	21.4
3	Richie Dunn	79	7	42	49	+21	34	4	0	1	2	175	4.0
14	Alan Haworth	49	16	20	36	-6	34	4	0	1	1	72	22.2
6	Jim Schoenfeld	71	8	25	33	+28	110	3	0	0	0	101	7.9
20	Don Luce	61	15	13	28	+14	19	0	4	2	1	94	16.0
22	Lindy Ruff	65	8	18	26	+3	121	1	0	2	0	97	8.2
9	Rick Dudley	38	10	13	23	+7	10	2	0	0	0	49	20.4
7	Rick Martin	23	7	14	21	+4	20	2	0	3	1	57	12.3
24	Bill Hajt	68	2	19	21	+38	42	0	0	0	0	58	3.4
9	Gilles Hamel	51	10	9	19	-8	53	2	0	0	2	56	17.9
5	Mike Ramsey	72	3	14	17	+3	56	0	0	1	0	72	4.2
15	Rob McClanahan	53	3	12	15	-19	38	1	0	1	1	67	4.5
21	J.F. Sauve	20	5	9	14	-2	12	3	0	0	0	26	19.2
27	Larry Playfair	75	3	9	12	+4	169	0	0	1	1	54	5.6
26	Steve Patrick	30	1	7	8	+1	25	0	0	0	0	35	2.9
9	Mike Moller	5	2	2	4	+3	0	0	0	0	0	7	28.6
1	Don Edwards	45	0	2	2	—	0	0	0	0	0	0	.0
28	Bob Sauve	35	0	1	1	—	0	0	0	0	0	0	.0
23	Randy Cunneyworth	1	0	0	0	0	2	0	0	0	0	1	.0
25	Bob Mongrain	4	0	0	0	-2	2	0	0	0	0	2	.0

NO.	GOALTENDER	GP	MIN	AVG	W	L	T	EN	SO	GA	SA	PCT.
1	Don Edwards	45	2700	2.96	23	10	12	4	3	133	1297	.897
28	Bob Sauve	35	2100	3.17	16	10	9	2	2	111	926	.880
TEAM TOTALS		80	4800	3.13	39	20	21	6	5	250	2223	.888

1981-82 REGULAR SEASON SCORES (39-26-15, 3rd place - Adams Division)

Oct. 7	Washington	5-3	W	Jan. 6	Detroit	5-2	W
Oct. 10	@Montreal	0-9	L	Jan. 9	@ Hartford	3-2	W
Oct. 11	Vancouver	2-2	T	Jan. 10	Los Angeles	6-4	W
Oct. 14	Quebec	4-2	W	Jan. 13	Chicago	6-2	W
Oct. 17	@Washington	4-2	W	Jan. 15	Toronto	8-2	W
Oct. 18	Montreal	3-3	T	Jan. 17	Hartford	7-1	W
Oct. 21	Winnipeg	2-2	T	Jan. 19	@ Montreal	2-2	T
Oct. 23	Toronto	6-2	W	Jan. 22	Quebec	5-3	W
Oct. 25	Minnesota	3-6	L	Jan. 23	@ Quebec	3-2	W
Oct. 28	St. Louis	6-2	W	Jan. 27	@ Vancouver	3-4	L
Oct. 31	@Pittsburgh	1-3	L	Jan. 29	@ Edmonton	1-3	L
Nov. 1	Philadelphia	6-2	W	Jan. 30	@ Calgary	2-3	L
Nov. 4	Calgary	3-3	T	Feb. 3	Boston	2-5	L
Nov. 7	@N.Y. Islanders	6-2	W	Feb. 4	@ Boston	2-5	L
Nov. 8	Hartford	2-2	T	Feb. 7	N.Y. Islanders	3-7	L
Nov. 11	@N.Y. Rangers	3-7	L	Feb. 10	Winnipeg	4-3	W
Nov. 13	N.Y. Rangers	3-3	T	Feb. 11	@ Philadelphia	4-6	L
Nov. 15	Boston	3-1	W	Feb. 16	@ St. Louis	2-1	W
Nov. 18	@Chicago	3-4	L	Feb. 17	@ Chicago	3-2	W
Nov. 20	@Colorado	4-3	W	Feb. 20	@ Montreal	2-2	T
Nov. 21	@Los Angeles	7-1	W	Feb. 21	Colorado	6-2	W
Nov. 25	@Detroit	3-1	W	Feb. 24	Edmonton	3-6	L
Nov. 28	@Toronto	4-4	T	Feb. 26	@ Winnipeg	4-4	T
Nov. 29	N.Y. Islanders	5-2	W	Feb. 27	@ Minnesota	5-5	T
Dec. 3	@Boston	3-6	L	Mar. 3	Hartford	3-3	T
Dec. 4	@Hartford	4-2	W	Mar. 6	@ Hartford	2-2	T
Dec. 6	Pittsburgh	7-4	W	Mar. 7	Montreal	3-5	L
Dec. 9	Colorado	7-1	W	Mar. 10	@ Vancouver	7-4	W
Dec. 12	@Detroit	4-2	W	Mar. 12	@ Edmonton	3-2	W
Dec. 13	Quebec	4-4	T	Mar. 13	@ Calgary	1-4	L
Dec. 15	Los Angeles	3-4	L	Mar. 16	Boston	3-3	T
Dec. 17	@Philadelphia	1-2	L	Mar. 18	@ Hartford	1-4	L
Dec. 19	@Quebec	3-7	L	Mar. 20	@ Boston	4-6	L
Dec. 20	Hartford	8-2	W	Mar. 21	Montreal	5-4	W
Dec. 22	@St. Louis	2-3	L	Mar. 25	@ Boston	1-5	L
Dec. 26	@Pittsburgh	7-5	W	Mar. 26	N.Y. Rangers	5-8	L
Dec. 27	Washington	3-2	W	Mar. 28	Boston	9-5	W
Dec. 31	Minnesota	4-2	W	Mar. 30	@ Quebec	6-4	W
Jan. 2	@Quebec	3-6	L	Apr. 3	@ Montreal	5-4	W
Jan. 3	Montreal	3-2	W	Apr. 4	Quebec	4-7	L

REGULAR SEASON SCORING

NO.	PLAYER	GP	G	A	PTS	+/-	PIM	PP	SH	GW	GT	SHOTS	PCT.
17	Mike Foligno (DET)	26	13	13	26	-2	28	3	0	0	0	70	18.6
	(BUF)	56	20	31	51	+21	149	4	0	6	0	124	16.1
	(TOT)	82	33	44	77	+19	177	7	0	6	0	194	17.0
11	Gil Perreault	62	31	42	73	+19	40	2	0	4	0	155	20.0
7	Dale McCourt (DET)	26	13	14	27	-3	6	6	0	0	0	84	15.5
	(BUF)	52	20	22	42	-1	12	4	1	2	1	122	16.4
	(TOT)	78	33	36	69	-4	18	10	1	2	1	206	16.0
4	John Van Boxmeer	69	14	54	68	+23	62	7	0	1	1	196	7.1
15	Yvon Lambert	77	25	39	64	+22	38	14	0	4	2	108	23.1
21	J.F. Sauve	69	19	36	55	+7	46	5	0	1	0	119	16.0
8	Tony McKegney	73	23	29	52	-12	41	8	0	0	1	187	12.3
10	Craig Ramsay	80	16	35	51	+14	8	0	1	2	1	109	14.7
22	Lindy Ruff	79	16	32	48	+1	194	3	0	6	1	183	8.7
16	Ric Seiling	57	22	25	47	+7	58	7	1	3	1	112	19.6
14	Alan Haworth	57	21	18	39	+6	30	3	0	1	2	114	18.4
12	Andre Savard	62	18	20	38	+5	24	2	1	3	0	118	15.3
5	Mike Ramsey	80	7	23	30	+18	56	2	0	0	0	94	7.4
3	Richie Dunn	72	7	19	26	+6	73	0	0	1	1	122	5.7
18	Danny Gare	22	7	14	21	0	25	2	0	1	0	71	9.9
26	Steve Patrick	41	8	8	16	+3	64	0	0	0	0	52	15.4
27	Larry Playfair	77	6	10	16	-5	258	0	0	0	3	68	8.8
20	Brent Peterson (DET)	15	1	0	1	-6	6	0	0	0	0	10	10.0
	(BUF)	46	9	5	14	-3	43	0	0	0	0	41	22.0
	(TOT)	61	10	5	15	-9	49	0	0	0	0	51	19.6
24	Bill Hajt	65	2	9	11	+11	44	0	0	0	0	58	3.4
25	Bob Mongrain	24	6	4	10	-3	6	0	0	2	0	29	20.7
9	Gilles Hamel	16	2	7	9	-1	2	0	0	1	0	17	11.8
23	Bob Hess	33	0	8	8	+6	14	0	0	0	0	33	.0
28	Ron Fischer	15	0	7	7	-3	6	0	0	0	0	16	.0
7	Randy Cunneyworth	20	2	4	6	-3	47	0	0	0	0	33	6.1
6	Jim Schoenfeld	13	3	2	5	+5	30	0	0	1	0	21	14.3
19	Derek Smith	13	3	1	4	0	2	0	0	0	1	15	20.0
1	Don Edwards	62	0	2	2	—	2	0	0	0	0	0	.0
23	Sean McKenna	3	0	1	1	+3	2	0	0	0	0	6	.0
23	Hannu Virta	3	0	1	1	-4	4	0	0	0	0	3	.0
28	Jim Walsh	4	0	1	1	+1	4	0	0	0	0	8	.0
19	Jeff Eatough	1	0	0	0	-1	0	0	0	0	0	0	.0
20	Kai Suikkanen	1	0	0	0	-1	0	0	0	0	0	0	.0
30	Paul Harrison (PIT)	13	0	0	0	—	0	0	0	0	0	0	.0
	(BUF)	6	0	0	0	—	2	0	0	0	0	0	.0
	(TOT)	19	0	0	0	—	2	0	0	0	0	0	.0
29	Val James	7	0	0	0	-1	16	0	0	0	0	5	.0
29	Jacques Cloutier	7	0	0	0	—	0	0	0	0	0	0	.0
9	Mike Moller	9	0	0	0	-7	0	0	0	0	0	2	.0
28	Bob Sauve	14	0	0	0	—	2	0	0	0	0	0	.0

NO.	GOALTENDER	GP	MIN	AVG	W	L	T	EN	SO	GA	SA	PCT.
29	Jacques Cloutier	7	311	2.51	5	1	0	1	0	13	151	.914
28	Bob Sauve	14	760	2.76	6	1	5	1	0	35	330	.894
1	Don Edwards	62	3500	3.51	26	23	9	3	0	205	1722	.881
30	Paul Harrison	6	229	3.67	2	1	1	1	0	14	89	.842
TEAM TOTALS		80	4800	3.41	39	26	15	6	0	273	2292	.881

1982-83

REGULAR SEASON SCORES
(38-29-13, 3rd place - Adams Division)

Oct. 6	Quebec	4-6	L	Jan. 7	Vancouver	5-5	T
Oct. 9	@Quebec	4-6	L	Jan. 9	Los Angeles	7-2	W
Oct. 10	Hartford	4-4	T	Jan. 12	Quebec	2-1	W
Oct. 14	@Philadelphia	2-4	L	Jan. 14	Washington	3-2	W
Oct. 16	@Washington	9-2	W	Jan. 15	@Washington	4-2	W
Oct. 17	Edmonton	6-4	W	Jan. 20	@Boston	0-4	L
Oct. 20	@Chicago	0-4	L	Jan. 22	@Montreal	1-4	L
Oct. 23	@Detroit	2-6	L	Jan. 23	Winnipeg	5-2	W
Oct. 24	St. Louis	6-2	W	Jan. 26	Montreal	7-3	W
Oct. 26	@Montreal	7-7	T	Jan. 28	Chicago	6-2	W
Oct. 30	@Toronto	3-3	T	Jan. 29	@Toronto	3-5	L
Oct. 31	Montreal	3-1	W	Feb. 2	Minnesota	2-2	T
Nov. 3	Boston	2-3	L	Feb. 5	@Quebec	0-0	T
Nov. 6	@Hartford	5-2	W	Feb. 6	Boston	1-5	L
Nov. 7	Vancouver	3-1	W	Feb. 10	@Los Angeles	2-7	L
Nov. 10	Philadelphia	7-2	W	Feb. 12	@Calgary	2-4	L
Nov. 13	@Boston	2-3	L	Feb. 14	@St. Louis	4-6	L
Nov. 14	Pittsburgh	6-6	T	Feb. 16	Boston	3-1	W
Nov. 17	@Winnipeg	7-2	W	Feb. 18	Calgary	5-1	W
Nov. 18	@Minnesota	1-2	L	Feb. 20	Edmonton	4-5	L
Nov. 20	@Los Angeles	5-2	W	Feb. 21	@New Jersey	4-4	T
Nov. 24	@Hartford	4-2	W	Feb. 23	Philadelphia	4-2	W
Nov. 26	St. Louis	8-6	W	Feb. 25	Boston	7-6	W
Nov. 28	N.Y. Rangers	7-3	W	Feb. 27	New Jersey	6-2	W
Dec. 1	Montreal	2-2	T	Mar. 1	@Hartford	6-5	W
Dec. 4	@Quebec	2-3	L	Mar. 3	@Boston	3-2	W
Dec. 5	Chicago	3-3	T	Mar. 4	Pittsburgh	10-2	W
Dec. 8	@Pittsburgh	2-4	L	Mar. 6	Detroit	6-4	W
Dec. 11	@Montreal	2-3	L	Mar. 8	@Minnesota	1-5	L
Dec. 12	Hartford	1-3	L	Mar. 9	@Winnipeg	0-6	L
Dec. 14	@N.Y. Islanders	5-3	W	Mar. 12	@Vancouver	3-8	L
Dec. 16	@Boston	1-8	L	Mar. 13	@Edmonton	2-6	L
Dec. 18	@Quebec	5-4	W	Mar. 16	Calgary	5-3	W
Dec. 19	Quebec	3-1	W	Mar. 19	@Montreal	6-4	W
Dec. 22	@N.Y. Rangers	3-1	W	Mar. 20	Montreal	4-7	L
Dec. 26	Detroit	2-2	T	Mar. 23	Hartford	8-3	W
Dec. 31	N.Y. Islanders	5-1	W	Mar. 27	Quebec	6-6	T
Jan. 2	Hartford	8-4	W	Mar. 29	@Hartford	4-5	L
Jan. 4	@N.Y. Islanders	2-5	L	Mar. 31	@New Jersey	8-5	W
Jan. 5	@N.Y. Rangers	3-3	T	Apr. 3	Toronto	3-4	L

REGULAR SEASON SCORING

NO.	PLAYER	GP	G	A	PTS	+/-	PIM	PP	SH	GW	GT	SHOTS	PCT.
11	Gil Perreault	77	30	46	76	-10	34	8	2	5	0	192	15.6
8	Tony McKegney	78	36	37	73	+2	18	10	0	2	1	180	20.0
6	Phil Housley	77	19	47	66	-4	39	11	0	2	2	183	10.4
7	Dale McCourt	62	20	32	52	-12	10	3	1	3	1	117	17.1
17	Mike Foligno	66	22	25	47	+9	135	4	0	4	2	130	16.9
9	Gilles Hamel	66	22	20	42	+4	26	2	0	1	1	120	18.3
16	Ric Seiling	75	19	22	41	+2	41	6	0	2	0	127	15.0
12	Andre Savard	68	16	25	41	+11	28	3	2	2	0	122	13.1
5	Mike Ramsey	77	8	30	38	+20	55	1	1	1	0	116	6.9
29	Dave Andreychuk	43	14	23	37	+6	16	3	0	1	0	66	21.2
3	Hannu Virta	74	13	24	37	+7	18	2	2	1	0	169	7.7
20	Brent Peterson	75	13	24	37	+10	38	1	1	0	1	98	13.3
22	Lindy Ruff	60	12	17	29	+15	130	2	0	1	1	110	10.9
10	Craig Ramsay	64	11	18	29	+14	7	0	3	1	2	87	12.6
18	Paul Cyr	36	15	12	27	-6	59	5	0	2	1	65	23.1
4	John Van Boxmeer	65	6	21	27	+7	53	1	0	1	0	144	4.2
19	Sean McKenna	46	10	14	24	-4	4	1	0	1	0	69	14.5
26	Steve Patrick	56	9	13	22	+4	26	0	0	1	0	63	14.3
25	Mal Davis	24	8	12	20	-6	0	3	0	3	0	32	25.0
14	Mike Moller	49	6	12	18	+2	14	1	0	3	0	43	14.0
27	Larry Playfair	79	4	13	17	+5	180	0	0	0	0	75	5.3
24	Bill Hajt	72	3	12	15	+6	26	0	0	1	0	52	5.8
31	Dave Fenyves	24	0	8	8	-10	14	0	0	0	0	20	.0
21	J.F. Sauve	9	0	4	4	0	9	0	0	0	0	15	.0
15	Geordie Robertson	5	1	2	3	-1	7	0	0	0	0	10	10.0
32	Gary McAdam	4	1	0	1	-4	0	0	0	0	0	3	33.3
28	Bob Sauve	54	0	1	1	—	8	0	0	0	0	0	.0
23	Kai Suikkanen	1	0	0	0	+1	0	0	0	0	0	1	.0
23	Ron Fischer	3	0	0	0	0	0	0	0	0	0	1	.0
25	Jere Gillis	3	0	0	0	-6	0	0	0	0	0	3	.0
33	Phil Myre	5	0	0	0	—	2	0	0	0	0	0	.0
1	Jacques Cloutier	25	0	0	0	—	0	0	0	0	0	0	.0

NO.	GOALTENDER	GP	MIN	AVG	W	L	T	EN	SO	GA	SA	PCT.
28	Bob Sauve	54	3110	3.45	25	20	7	3	1	179	1393	.871
1	Jacques Cloutier	25	1390	3.50	10	7	6	0	0	81	572	.858
33	Phil Myre	5	300	4.20	3	2	0	1	0	21	152	.861
	TEAM TOTALS	80	4800	3.56	38	29	13	4	1	285	2117	.865

1983-84

REGULAR SEASON SCORES
(48-25-7, 2nd place - Adams Division)

Oct. 5	Hartford	5-3	W	Jan. 7	@Washington	4-2	W
Oct. 8	@Quebec	2-9	L	Jan. 8	Montreal	4-3	W
Oct. 9	Washington	5-2	W	Jan. 11	Philadelphia	6-2	W
Oct. 12	@Toronto	4-4	T	Jan. 13	Edmonton	3-1	W
Oct. 15	@Boston	3-5	L	Jan. 14	@Detroit	2-1	W
Oct. 16	N.Y. Islanders	2-3	L	Jan. 17	@Vancouver	5-1	W
Oct. 18	@Pittsburgh	3-1	W	Jan. 18	@Los Angeles	4-0	W
Oct. 22	@Hartford	5-2	W	Jan. 21	@St. Louis	2-1	W
Oct. 23	Winnipeg	5-2	W	Jan. 23	@Boston	5-3	W
Oct. 26	@Detroit	5-6*	L	Jan. 25	Washington	2-2	T
Oct. 28	Los Angeles	3-3	T	Jan. 27	Detroit	2-2	T
Oct. 30	Montreal	5-4	W	Jan. 29	Pittsburgh	7-3	W
Nov. 2	N.Y. Rangers	3-3	T	Feb. 2	@Boston	3-5	L
Nov. 5	@N.Y. Islanders	0-4	L	Feb. 3	Minnesota	1-4	L
Nov. 6	Quebec	1-7	L	Feb. 5	Quebec	1-2	L
Nov. 9	Boston	3-1	W	Feb. 8	@Pittsburgh	6-5*	W
Nov. 11	Toronto	3-1	W	Feb. 9	New Jersey	8-5	W
Nov. 13	Calgary	11-2	W	Feb. 11	@Montreal	4-3	W
Nov. 16	@Winnipeg	6-5*	W	Feb. 15	Boston	7-4	W
Nov. 18	@Edmonton	0-7	L	Feb. 17	Minnesota	5-4*	W
Nov. 19	@Calgary	5-2	W	Feb. 19	Hartford	5-2	W
Nov. 23	@N.Y. Rangers	6-4	W	Feb. 21	@Philadelphia	5-4*	W
Nov. 25	Chicago	5-2	W	Feb. 23	@Hartford	2-3	L
Nov. 26	@Quebec	2-3	L	Feb. 25	@Minnesota	1-5	L
Nov. 29	@Montreal	5-2	W	Feb. 27	Boston	1-3	L
Dec. 2	St. Louis	7-6	W	Feb. 29	@Chicago	3-4	L
Dec. 4	Montreal	6-2	W	Mar. 3	@Quebec	2-4	L
Dec. 6	@St. Louis	2-8	L	Mar. 4	Quebec	1-1	T
Dec. 7	@Chicago	2-4	L	Mar. 6	@Montreal	8-3	W
Dec. 10	@Boston	4-2	W	Mar. 9	Los Angeles	7-3	W
Dec. 11	@Philadelphia	6-5	W	Mar. 11	Hartford	4-3*	W
Dec. 14	New Jersey	3-3	T	Mar. 14	@Calgary	4-2	W
Dec. 17	@Hartford	4-1	W	Mar. 17	@Vancouver	5-2	W
Dec. 18	Vancouver	3-2	W	Mar. 18	@Edmonton	3-4	L
Dec. 21	Hartford	3-6	L	Mar. 21	Montreal	4-2	W
Dec. 26	Boston	1-2	L	Mar. 24	@New Jersey	6-0	W
Dec. 27	@Montreal	7-4	W	Mar. 25	N.Y. Islanders	3-5	L
Dec. 29	Quebec	8-5	W	Mar. 27	@Hartford	1-4	L
Dec. 31	N.Y. Rangers	2-3	L	Mar. 31	@Quebec	1-4	L
Jan. 4	Winnipeg	9-4	W	Apr. 1	Toronto	4-2	W

* - overtime decision

REGULAR SEASON SCORING

NO.	PLAYER	GP	G	A	PTS	+/-	PIM	PP	SH	GW	GT	SHOTS	PCT.
11	Gil Perreault	73	31	59	90	+19	32	8	2	7	1	165	18.8
25	Dave Andreychuk	78	38	42	80	+20	42	10	0	7	1	178	21.3
6	Phil Housley	75	31	46	77	+4	33	13	2	6	1	234	13.2
17	Mike Foligno	70	32	31	63	+32	151	6	0	5	0	183	17.5
8	Real Cloutier	77	24	36	60	-1	25	9	0	6	0	169	14.2
22	Lindy Ruff	58	14	31	45	+15	101	3	0	4	0	126	11.1
9	Gilles Hamel	75	21	23	44	+4	37	4	2	1	0	135	15.6
18	Paul Cyr	71	16	27	43	-3	52	5	0	1	1	142	11.3
3	Hannu Virta	70	6	30	36	+14	12	4	0	0	0	98	6.1
16	Ric Seiling	78	13	22	35	+10	42	0	3	0	0	135	9.6
5	Mike Ramsey	72	9	22	31	+26	82	1	0	4	0	134	6.7
12	Sean McKenna	78	20	10	30	0	45	0	0	2	0	107	18.7
24	Bill Hajt	79	3	24	27	+26	32	0	1	0	0	53	5.7
10	Craig Ramsay	76	9	17	26	+3	17	0	0	0	0	97	9.3
20	Brent Peterson	70	9	12	21	+3	52	0	0	0	0	81	11.1
19	Jim Wiemer	64	5	15	20	+1	48	0	1	0	1	91	5.5
7	John Tucker	21	12	4	16	+2	4	5	0	2	0	40	30.0
14	Mike Moller	59	5	11	16	+2	27	0	0	1	0	43	11.6
27	Larry Playfair	76	5	11	16	+4	209	0	0	0	2	67	7.5
44	Jerry Korab	48	2	9	11	+4	82	1	0	1	0	41	4.9
21	Claude Verret	11	2	5	7	-3	2	1	0	0	0	14	14.3
26	Steve Patrick	11	1	4	5	-2	6	0	0	0	0	11	9.1
15	Adam Creighton	7	2	2	4	0	4	0	0	1	0	8	25.0
7	Dale McCourt	5	1	3	4	-2	0	0	0	0	0	5	20.0
4	Mark Renaud	10	1	3	4	+1	6	0	0	0	0	11	9.1
31	Dave Fenyves	10	0	4	4	+7	9	0	0	0	0	4	.0
26	Mal Davis	11	2	1	3	-1	4	1	0	0	0	12	16.7
30	Tom Barrasso	42	0	2	2	—	20	0	0	0	0	0	.0
16	Chris Langevin	6	1	0	1	-2	2	0	0	0	0	4	25.0
28	Bob Sauve	40	0	0	0	—	2	0	0	0	0	0	.0

NO.	GOALTENDER	GP	MIN	AVG	W	L	T	EN	SO	GA	SA	PCT.
30	Tom Barrasso	42	2475	2.84	26	12	3	2	2	117	1098	.893
28	Bob Sauve	40	2375	3.49	22	13	4	0	0	138	1050	.869
	TEAM TOTALS	80	4850	3.18	48	25	7	2	2	257	2148	.880

1984-85

REGULAR SEASON SCORES
(38-28-14, 3rd place - Adams Division)

Oct. 11	Montreal	4-3	W	Jan. 10	@Boston	3-0	W
Oct. 13	@Toronto	3-4*	L	Jan. 12	@Montreal	1-1	T
Oct. 14	Detroit	6-4	W	Jan. 13	Edmonton	4-5	L
Oct. 17	@Quebec	1-4	L	Jan. 16	@N.Y. Rangers	2-2	T
Oct. 19	Quebec	5-4	W	Jan. 18	Chicago	4-3	W
Oct. 21	Minnesota	8-6	W	Jan. 19	@Hartford	2-0	W
Oct. 25	@Montreal	2-3	L	Jan. 24	@Boston	2-5	L
Oct. 26	@Detroit	3-7	L	Jan. 25	@Quebec	2-4	L
Oct. 28	Calgary	6-2	W	Jan. 27	Quebec	3-2	W
Oct. 31	Philadelphia	3-3	T	Jan. 30	Boston	6-2	W
Nov. 2	Hartford	8-1	W	Feb. 2	@Philadelphia	6-3	W
Nov. 3	@Hartford	4-4	T	Feb. 3	Calgary	6-1	W
Nov. 7	@Minnesota	9-6	W	Feb. 6	@Minnesota	3-1	W
Nov. 9	@Los Angeles	2-3	L	Feb. 9	@Calgary	6-1	W
Nov. 11	@Winnipeg	2-3	L	Feb. 15	Montreal	3-4*	L
Nov. 14	Boston	4-2	W	Feb. 16	@Montreal	4-3	W
Nov. 16	Washington	3-2	W	Feb. 18	Edmonton	4-6	L
Nov. 17	@Washington	2-3	L	Feb. 22	St. Louis	1-4	L
Nov. 21	@N.Y. Rangers	2-3	L	Feb. 24	Los Angeles	2-4	L
Nov. 23	Philadelphia	2-4	L	Feb. 26	@New Jersey	4-3	W
Nov. 24	@N.Y. Islanders	3-6	L	Feb. 27	@St. Louis	1-3	L
Nov. 27	@Pittsburgh	2-2	T	Mar. 2	@Washington	4-0	W
Nov. 30	Montreal	2-2	T	Mar. 3	N.Y. Islanders	2-3	L
Dec. 1	@Montreal	2-3	L	Mar. 5	Hartford	6-3	W
Dec. 5	Boston	3-3	T	Mar. 8	Chicago	7-2	W
Dec. 8	@Boston	3-1	W	Mar. 10	@Los Angeles	4-4	T
Dec. 9	Quebec	4-4	T	Mar. 13	@Vancouver	4-6	L
Dec. 12	@Hartford	2-2	T	Mar. 15	@Edmonton	4-4	T
Dec. 14	Detroit	4-4	T	Mar. 17	@Winnipeg	3-5	L
Dec. 16	Vancouver	2-2	T	Mar. 20	Vancouver	4-5	L
Dec. 19	@Chicago	6-3	W	Mar. 22	Pittsburgh	3-1	W
Dec. 22	@Quebec	1-3	L	Mar. 24	Boston	3-4*	L
Dec. 23	St. Louis	3-2	W	Mar. 26	@Quebec	3-4	L
Dec. 26	Toronto	6-0	W	**Mar. 27	N.Y. Rangers	3-2	W
Dec. 28	Winnipeg	4-0	W	Mar. 30	@Hartford	2-1	W
Dec. 29	@New Jersey	2-1	W	Mar. 31	Quebec	3-1	W
Dec. 31	New Jersey	6-4	W	Apr. 2	Hartford	2-1	W
Jan. 4	Pittsburgh	7-2	W	Apr. 4	@Boston	3-5	L
Jan. 5	@N.Y. Islanders	7-3	W	Apr. 6	@Toronto	5-2	W
Jan. 8	Hartford	4-4	T	Apr. 7	Montreal	4-5	L

* - overtime decision
** - postponed from Jan. 22

REGULAR SEASON SCORING

NO.	PLAYER	GP	G	A	PTS	+/-	PIM	PP	SH	GW	GT	SHOTS	PCT.
11	Gil Perreault	78	30	53	83	+5	42	10	1	1	0	167	18.0
6	Phil Housley	73	16	53	69	+13	28	3	0	4	0	187	8.6
25	Dave Andreychuk	64	31	30	61	-2	54	14	0	2	1	153	20.3
17	Mike Foligno	77	27	29	56	+14	151	6	0	6	2	167	16.2
7	John Tucker	64	22	27	49	+6	21	11	0	3	0	111	19.8
9	Gilles Hamel	80	18	30	48	-1	36	5	3	4	2	158	11.4
18	Paul Cyr	71	22	24	46	-5	63	5	0	1	2	168	13.1
12	Sean McKenna	65	20	16	36	-6	41	2	0	0	0	108	18.5
20	Brent Peterson	74	12	22	34	+16	47	2	1	2	0	104	11.5
10	Craig Ramsay	79	12	21	33	+17	16	0	0	1	0	70	17.1
16	Ric Seiling	73	16	15	31	+28	86	2	3	3	0	118	13.6
5	Mike Ramsey	79	8	22	30	+29	102	3	0	2	0	159	5.0
29	Mal Davis	47	17	9	26	-2	26	5	0	5	0	62	27.4
22	Lindy Ruff	39	13	11	24	-3	45	2	0	2	0	71	18.3
3	Hannu Virta	51	1	23	24	-1	16	0	0	0	0	57	1.8
26	Dave Maloney (NYR)	16	2	1	3	+3	10	0	0	0	0	16	12.5
	(BUF)	52	1	21	22	+17	41	0	0	0	0	36	2.8
	(TOT)	68	3	22	25	+20	51	0	0	0	0	52	5.8
24	Bill Hajt	57	5	13	18	+32	14	1	1	0	1	53	9.4
27	Larry Playfair	72	3	14	17	-2	157	0	0	1	0	63	4.8
15	Adam Creighton	30	2	8	10	-7	33	1	0	0	0	20	10.0
23	Gates Orlando	11	3	6	9	+3	6	1	0	0	0	22	13.6
31	Dave Fenyves	60	1	8	9	+1	27	0	0	0	0	50	2.0
4	Jerry Korab	25	1	6	7	-8	29	0	0	1	0	30	3.3
32	Norm Lacombe	30	2	4	6	-3	25	0	0	0	0	30	6.7
4	Timo Jutila	10	1	5	6	-5	13	1	0	0	0	28	3.6
30	Tom Barrasso	54	0	6	6	—	41	0	0	0	0	0	.0
19	Jim Wiemer	10	3	2	5	-5	4	2	0	0	0	22	13.6
26	Steve Patrick	14	2	2	4	-3	4	0	0	0	0	12	16.7
13	Jim Schoenfeld	34	0	3	3	-1	28	0	0	0	0	38	.0
8	Bob Mongrain	8	1	1	2	+1	0	0	0	0	0	10	10.0
14	Mike Moller	5	0	2	2	0	0	0	0	0	0	5	.0
1	Jacques Cloutier	1	0	1	1	—	0	0	0	0	0	1	.0
28	Bob Sauve	27	0	1	1	—	4	0	0	0	0	0	.0
21	Claude Verret	3	0	0	0	-2	0	0	0	0	0	5	.0
8	Real Cloutier	4	0	0	0	-2	0	0	0	0	0	6	.0

NO.	GOALTENDER	GP	MIN	AVG	W	L	T	EN	SO	GA	SA	PCT.
30	Tom Barrasso	54	3248	2.66	25	18	10	4	5	144	1274	.887
28	Bob Sauve	27	1564	3.22	13	10	3	1	0	84	581	.855
1	Jacques Cloutier	1	65	3.69	0	0	1	0	0	4	37	.892
	TEAM TOTALS	80	4877	2.92	38	28	14	5	5	237	1892	.875

1985-86

REGULAR SEASON SCORES
(37-37-6, 5th place - Adams Division)

Oct. 10	Hartford	4-5	L	Jan. 10	Toronto	9-7	W
Oct. 12	@Minnesota	6-2	W	Jan. 11	@Pittsburgh	3-3	T
Oct. 14	Detroit	6-1	W	Jan. 15	@Chicago	2-4	L
Oct. 16	@Montreal	6-0	W	Jan. 17	Montreal	5-4*	W
Oct. 18	Washington	1-4	L	Jan. 19	@New Jersey	6-3	W
Oct. 19	@Washington	2-2	T	Jan. 22	Winnipeg	6-3	W
Oct. 23	Montreal	4-5	L	Jan. 24	Chicago	3-5	L
Oct. 25	Vancouver	5-4	W	Jan. 25	@Quebec	3-4	L
Oct. 27	Minnesota	3-2	W	Jan. 27	@Montreal	1-4	L
Oct. 30	@Calgary	2-4	L	Jan. 29	@Winnipeg	3-5	L
Nov. 1	@Edmonton	2-0	W	Jan. 31	N.Y. Rangers	5-3	W
Nov. 2	@Vancouver	2-6	L	Feb. 2	Quebec	5-3	W
Nov. 6	Winnipeg	7-3	W	Feb. 6	@Boston	8-6	W
Nov. 8	St. Louis	5-4	W	Feb. 8	@Hartford	4-2	W
Nov. 10	Calgary	5-1	W	Feb. 9	Edmonton	4-2	W
Nov. 13	Boston	6-4	W	Feb. 12	Philadelphia	0-4	L
Nov. 16	@Quebec	1-3	L	Feb. 14	@Calgary	3-3	T
Nov. 17	Toronto	3-5	L	Feb. 16	@Edmonton	5-7	L
Nov. 19	@Hartford	2-0	W	Feb. 19	Hartford	4-6	L
Nov. 22	Quebec	7-5	W	Feb. 21	N.Y. Islanders	5-1	W
Nov. 25	Minnesota	3-4	L	Feb. 23	Washington	4-1	W
Nov. 27	@Detroit	1-4	L	Feb. 26	@Pittsburgh	2-5	L
Nov. 29	Montreal	2-5	L	Feb. 28	Quebec	2-6	L
Nov. 30	@Toronto	2-3*	L	Mar. 1	@Quebec	8-4	W
Dec. 4	@St. Louis	6-3	W	Mar. 4	@Philadelphia	6-4	W
Dec. 6	Pittsburgh	1-3	L	Mar. 5	@Hartford	1-5	L
Dec. 8	@Boston	3-3	T	Mar. 7	Hartford	2-6	L
Dec. 10	@Quebec	3-7	L	Mar. 9	New Jersey	4-3	W
Dec. 13	Hartford	4-6	L	Mar. 11	@St. Louis	2-3*	L
Dec. 15	Quebec	6-2	W	Mar. 12	@Chicago	7-6	W
Dec. 17	@N.Y. Islanders	3-7	L	Mar. 15	@Los Angeles	3-5	L
Dec. 18	@N.Y. Rangers	5-4	W	Mar. 19	@Vancouver	4-3	W
Dec. 21	@Montreal	1-3	L	Mar. 21	New Jersey	3-6	L
Dec. 22	Boston	5-3	W	Mar. 23	Los Angeles	6-1	W
Dec. 26	N.Y. Rangers	6-1	W	Mar. 27	@Philadelphia	1-0	W
Dec. 29	N.Y. Islanders	4-3	W	Mar. 29	@Boston	1-2	L
Dec. 31	Boston	6-6	T	Mar. 30	Boston	3-5	L
Jan. 2	@Detroit	2-2	T	Apr. 1	@Hartford	3-5	L
Jan. 4	@Boston	0-4	L	Apr. 4	Montreal	4-2	W
Jan. 5	Los Angeles	2-3	L	Apr. 5	@Montreal	2-4	L

* - overtime decision

REGULAR SEASON SCORING

NO.	PLAYER	GP	G	A	PTS	+/-	PIM	PP	SH	GW	GT	SHOTS	PCT.
25	Dave Andreychuk	80	36	51	87	+3	61	12	0	3	0	225	16.0
17	Mike Foligno	79	41	39	80	+25	168	7	1	4	0	223	18.4
7	John Tucker	75	31	34	65	0	39	8	0	3	0	146	21.2
6	Phil Housley	79	15	47	62	-9	54	7	0	2	0	180	8.3
11	Gil Perreault	72	21	39	60	-10	28	5	1	3	0	164	12.8
18	Paul Cyr	71	20	31	51	+4	120	4	1	2	0	151	13.2
9	Gilles Hamel	77	19	25	44	-27	61	4	3	4	0	158	12.0
15	Doug Smith (LA)	48	8	9	17	-29	56	1	1	0	0	115	7.0
	(BUF)	30	10	11	21	+2	73	3	1	3	0	72	13.9
	(TOT)	78	18	20	38	-27	129	4	2	3	0	187	9.6
22	Lindy Ruff	54	20	12	32	+8	158	5	1	4	0	131	15.3
5	Mike Ramsey	76	7	21	28	+1	117	1	0	1	1	154	4.5
3	Hannu Virta	47	5	23	28	+2	16	1	0	0	0	81	6.2
23	Gates Orlando	61	13	12	25	-7	29	1	2	1	0	70	18.6
16	Ric Seiling	69	12	13	25	-5	74	0	0	1	0	85	14.1
4	Steve Dykstra	65	4	21	25	+1	108	1	1	0	0	70	5.7
28	Brian Engblom (LA)	49	3	13	16	-13	61	0	0	0	0	53	5.7
	(BUF)	30	1	4	5	+3	16	0	0	0	0	24	4.2
	(TOT)	79	4	17	21	-10	77	0	0	0	0	77	5.2
12	Sean McKenna	45	6	12	18	-8	28	1	0	2	0	83	7.2
24	Bill Hajt	58	1	16	17	+17	25	0	0	0	0	42	2.4
32	Norm Lacombe	25	6	7	13	+9	13	3	0	2	0	38	15.8
26	Pat Hughes	50	4	9	13	-6	25	0	0	0	0	51	7.8
26	Phil Russell (NJ)	30	2	3	5	-17	51	0	0	0	0	22	9.1
	(BUF)	12	2	3	5	-8	12	0	0	0	0	15	13.3
	(TOT)	42	4	6	10	-25	63	0	0	0	0	37	10.8
14	Mikael Andersson	33	1	9	10	0	4	0	0	0	0	13	7.7
19	Bob Halkidis	37	1	9	10	-3	115	0	0	0	0	19	5.3
21	Richie Dunn	29	4	5	9	-5	25	4	0	0	0	55	7.3
20	Don Lever	29	7	1	8	-5	6	0	1	1	0	31	22.6
8	Dave Fenyves	47	0	7	7	+12	37	0	0	0	0	31	.0
12	Jody Gage	7	3	2	5	-3	0	3	0	0	0	18	16.7
30	Tom Barrasso	60	0	4	4	—	28	0	0	0	0	0	.0
15	Chris Langevin	16	2	1	3	+3	20	0	0	0	0	10	20.0
27	Larry Playfair	47	1	2	3	-8	100	0	0	0	0	35	2.9
29	Mal Davis	7	2	0	2	-1	4	2	0	0	0	5	40.0
34	Adam Creighton	20	1	1	2	-2	2	0	0	1	0	9	11.1
1	Jacques Cloutier	15	0	2	2	—	2	0	0	0	0	0	.0
28	Paul Gardner	2	0	0	0	-3	0	0	0	0	0	4	.0
28	Richard Hajdu	3	0	0	0	+1	4	0	0	0	0	2	.0
31	Joe Reekie	3	0	0	0	-2	14	0	0	0	0	1	.0
33	Jim Hofford	5	0	0	0	-1	5	0	0	0	0	3	.0
35	Daren Puppa	7	0	0	0	—	0	0	0	0	0	0	.0

NO.	GOALTENDER	GP	MIN	AVG	W	L	T	EN	SO	GA	SA	PCT.
35	Daren Puppa	7	401	3.14	3	4	0	0	1	21	184	.886
1	Jacques Cloutier	15	872	3.37	5	9	1	2	1	49	428	.885
30	Tom Barrasso	60	3561	3.61	29	24	5	5	2	214	1778	.879
	TEAM TOTALS	80	4834	3.61	37	37	6	7	4	291	2390	.878

1986-87

REGULAR SEASON SCORES
(28-44-8, 5th place - Adams Division)

Oct. 9	@ Winnipeg	2-3	L	Jan. 8	@ Minnesota	4-5*	L
Oct. 11	@ Toronto	5-5	T	Jan. 10	@ Los Angeles	8-5	W
Oct. 12	Calgary	2-4	L	Jan. 14	Montreal	3-3	T
Oct. 15	Montreal	0-0	T	Jan. 17	@ Montreal	2-4	L
Oct. 17	Pittsburgh	3-7	L	Jan. 18	Edmonton	6-5*	W
Oct. 18	@ Washington	4-2	W	Jan. 20	@ Minnesota	0-5	L
Oct. 22	@ Pittsburgh	4-5*	L	Jan. 23	Washington	2-3	L
Oct. 24	Hartford	4-5	L	Jan. 24	@ Washington	6-3	W
Oct. 25	@ Hartford	2-3	L	Jan. 26	@ Boston	2-6	L
Oct. 29	@ Montreal	2-5	L	Jan. 28	Philadelphia	4-7	L
Nov. 1	@ New Jersey	3-1	W	Jan. 30	Quebec	3-1	W
Nov. 2	@ Boston	7-1	W	Feb. 1	Detroit	6-1	W
Nov. 5	Boston	8-3	W	Feb. 4	@ Hartford	3-1	W
Nov. 7	Vancouver	6-7	L	Feb. 7	@ Quebec	2-5	L
Nov. 9	N.Y. Islanders	3-4	L	Feb. 8	Chicago	7-4	W
Nov. 12	@ N.Y. Rangers	1-2*	L	Feb. 14	@ N.Y. Islanders	5-1	W
Nov. 15	@ Montreal	2-4	L	Feb. 18	Boston	4-3	W
Nov. 19	Boston	4-4	T	Feb. 20	@ N.Y. Rangers	6-3	W
Nov. 21	Quebec	1-6	L	Feb. 22	Hartford	5-3	W
Nov. 22	@ Quebec	1-3	L	Feb. 24	N.Y. Rangers	3-6	L
Nov. 26	@ Hartford	0-3	L	Feb. 26	St. Louis	4-3	W
Nov. 28	Boston	4-3	W	Feb. 28	@ Boston	1-5	L
Nov. 29	@ Boston	2-6	L	Mar. 1	Vancouver	2-4	L
Dec. 2	Minnesota	4-5	L	Mar. 3	@ Philadelphia	2-4	L
Dec. 5	St. Louis	5-6	L	Mar. 5	New Jersey	6-4	W
Dec. 6	@ New Jersey	3-4	L	Mar. 7	@ Quebec	5-5	T
Dec. 9	@ Detroit	5-5	T	Mar. 8	Quebec	5-1	W
Dec. 10	@ Chicago	3-6	L	Mar. 11	@ Los Angeles	3-2	W
Dec. 13	@ Quebec	0-7	L	Mar. 13	@ Vancouver	4-6	L
Dec. 14	Hartford	4-3	W	Mar. 14	@ Edmonton	3-5	L
Dec. 17	@ Hartford	3-4	L	Mar. 17	@ Calgary	2-6	L
Dec. 19	Montreal	3-2	W	Mar. 20	Montreal	2-3	L
Dec. 20	@ Toronto	4-5*	L	Mar. 22	Detroit	3-2	W
Dec. 23	Philadelphia	2-1	W	Mar. 24	Toronto	5-6	L
Dec. 26	Pittsburgh	3-3	T	Mar. 26	Los Angeles	3-5	L
Dec. 28	Calgary	1-4	L	Mar. 28	@ Montreal	3-6	L
Dec. 31	Chicago	5-2	W	Mar. 29	Edmonton	2-3	L
Jan. 2	Winnipeg	3-6	L	Apr. 2	@ St. Louis	3-5	L
Jan. 4	Quebec	7-2	W	Apr. 4	@ N.Y. Islanders	6-6	T
Jan. 7	@ Winnipeg	4-2	W	Apr. 5	Hartford	6-0	W

* - overtime decision

REGULAR SEASON SCORING

NO.	PLAYER	GP	G	A	PTS	+/-	PIM	PP	SH	GW	GT	SHOTS	PCT.
25	Dave Andreychuk	77	25	48	73	+2	46	13	0	2	1	255	9.8
6	Phil Housley	78	21	46	67	-2	57	8	1	2	0	202	10.4
21	Christian Ruuttu	76	22	43	65	+9	62	3	1	1	1	167	13.2
17	Mike Foligno	75	30	29	59	+13	176	11	1	5	0	185	16.2
7	John Tucker	54	17	34	51	-3	21	4	0	0	1	104	16.3
38	Adam Creighton	56	18	22	40	+4	26	6	0	3	0	109	16.5
15	Doug Smith	62	16	24	40	-20	106	7	0	2	0	158	10.1
5	Mike Ramsey	80	8	31	39	+1	109	2	1	0	0	154	5.2
27	Wilf Paiement	56	20	17	37	+2	108	2	0	3	0	117	17.1
65	Mark Napier (EDM)	62	8	13	21	+3	21	0	1	0	0	88	9.1
	(BUF)	15	5	5	10	-5	0	1	0	0	0	40	12.5
	(TOT)	77	13	18	31	-2	21	1	1	0	0	128	10.2
18	Paul Cyr	73	11	16	27	-16	122	0	0	1	0	131	8.4
39	Clark Gillies	61	10	17	27	0	81	1	0	2	0	106	9.4
9	Scott Arniel	63	11	14	25	-1	59	0	0	3	0	90	12.2
28	Tom Kurvers (MTL)	1	0	0	0	+1	0	0	0	0	0	2	.0
	(BUF)	55	6	17	23	-10	24	1	0	1	0	71	8.5
	(TOT)	56	6	17	23	-9	24	1	0	1	0	73	8.2
22	Lindy Ruff	50	6	14	20	-12	74	0	1	1	0	95	6.3
12	Ken Priestlay	34	11	6	17	+3	8	3	0	0	0	49	22.4
11	Gil Perreault	20	9	7	16	-2	6	1	0	1	0	35	25.7
34	Jim Korn	52	4	10	14	-3	158	0	0	0	0	35	11.4
37	Shawn Anderson	41	2	11	13	0	23	0	0	0	0	26	7.7
32	Norm Lacombe	39	4	7	11	-9	8	1	0	0	1	48	8.3
26	Bob Logan	22	7	3	10	+5	0	1	0	0	0	22	31.8
23	Gates Orlando	27	2	8	10	-6	16	0	0	0	0	24	8.3
31	Joe Reekie	56	1	8	9	+6	82	0	0	0	0	56	1.8
29	Jeff Parker	15	3	3	6	+1	7	0	0	0	0	10	30.0
20	Mike Hartman	17	3	3	6	+2	69	0	0	0	0	19	15.8
33	Lee Fogolin (EDM)	35	1	3	4	-2	17	0	0	0	0	37	2.7
	(BUF)	9	0	2	2	-2	8	0	0	0	0	5	.0
	(TOT)	44	1	5	6	-4	25	0	0	0	0	42	2.4
20	Don Lever	10	3	2	5	-3	4	3	0	1	0	8	37.5
40	Uwe Krupp	26	1	4	5	-9	23	0	0	0	0	34	2.9
16	Paul Brydges	15	2	2	4	+4	6	0	0	0	0	8	25.0
29	Mark Ferner	13	0	3	3	+2	9	0	0	0	0	5	.0
14	Mikael Andersson	16	0	3	3	-2	0	0	0	0	0	6	.0
19	Bob Halkidis	6	1	1	2	+3	19	0	0	0	0	4	25.0
26	Phil Russell	6	0	2	2	0	12	0	0	0	0	2	.0
24	Bill Hajt	23	0	2	2	0	4	0	0	0	0	11	.0
1	Jacques Cloutier	40	0	2	2	—	10	0	0	0	0	0	.0
8	Dave Fenyves	7	1	0	1	-3	0	0	0	0	0	3	33.3
3	Richie Dunn	2	0	1	1	+2	2	0	0	0	0	1	.0
4	Steve Dykstra	37	0	1	1	-7	179	0	0	0	0	21	.0
30	Tom Barrasso	46	0	1	1	—	22	0	0	0	0	0	.0
8	Richard Hajdu	2	0	0	0	+1	0	0	0	0	0	1	.0
19	Doug Trapp	2	0	0	0	0	0	0	0	0	0	1	.0
35	Daren Puppa	3	0	0	0	—	2	0	0	0	0	0	.0
3	Jim Hofford	12	0	0	0	-1	40	0	0	0	0	8	.0

NO.	GOALTENDER	GP	MIN	AVG	W	L	T	EN	SO	GA	SA	PCT.
30	Tom Barrasso	46	2501	3.65	17	23	2	4	2	152	1202	.873
1	Jacques Cloutier	40	2167	3.79	11	19	5	1	0	137	1035	.868
35	Daren Puppa	3	185	4.22	0	2	1	1	0	13	80	.835
	TEAM TOTALS	80	4853	3.81	28	44	8	6	2	308	2317	.867

1987-88

REGULAR SEASON SCORES
(37-32-11, 3rd place - Adams Division)

Oct. 8	Minnesota	2-2	T	Jan. 8	Hartford	3-1	W
Oct. 10	@ Montreal	3-6	L	Jan. 10	N.Y. Rangers	4-3	W
Oct. 11	Washington	6-5	W	Jan. 12	@ St. Louis	4-2	W
Oct. 13	@ Pittsburgh	3-8	L	Jan. 14	@ Philadelphia	1-3	L
Oct. 16	Quebec	2-2	T	Jan. 16	@ Boston	1-5	L
Oct. 17	@ Quebec	6-3	W	Jan. 17	N.Y. Islanders	5-2	W
Oct. 21	Hartford	3-5	L	Jan. 20	Boston	5-3	W
Oct. 23	Montreal	5-3	W	Jan. 22	New Jersey	7-3	W
Oct. 24	@ Pittsburgh	3-5	L	Jan. 23	@ Washington	3-3	T
Oct. 28	@ Hartford	2-2	T	Jan. 25	@ New Jersey	5-2	W
Oct. 30	Los Angeles	5-1	W	Jan. 27	Montreal	1-4	L
Nov. 1	Chicago	5-3	W	Jan. 29	N.Y. Islanders	2-5	L
Nov. 4	@ Los Angeles	5-4	W	Jan. 31	Winnipeg	4-4	T
Nov. 7	@ Edmonton	0-5	L	Feb. 2	@ Quebec	6-3	W
Nov. 8	@ Calgary	6-3	W	Feb. 5	Toronto	5-2	W
Nov. 11	@ Vancouver	4-4	T	Feb. 6	@ N.Y. Islanders	4-6	L
Nov. 13	Minnesota	4-5	L	Feb. 12	@ Winnipeg	5-7	L
Nov. 15	Toronto	5-4	W	Feb. 14	@ Chicago	3-4*	L
Nov. 18	@ Hartford	1-9	L	Feb. 16	@ St. Louis	3-0	W
Nov. 20	Washington	5-3	W	Feb. 19	Philadelphia	4-5	L
Nov. 22	Los Angeles	5-8	L	Feb. 21	Quebec	5-6	L
Nov. 25	@ Philadelphia	2-5	L	Feb. 25	St. Louis	5-2	W
Nov. 27	Hartford	2-4	L	Feb. 27	@ Hartford	4-3	W
Nov. 29	Edmonton	2-5	L	Feb. 28	Winnipeg	5-3	W
Dec. 3	Quebec	6-3	W	Mar. 1	@ Detroit	0-4	L
Dec. 5	@ Hartford	1-2	L	Mar. 4	N.Y. Rangers	6-3	W
Dec. 6	Vancouver	1-5	L	Mar. 6	Boston	3-0	W
Dec. 9	@ Chicago	6-2	W	Mar. 9	@ Minnesota	6-2	W
Dec. 12	@ Boston	3-3	T	Mar. 12	@ Calgary	4-10	L
Dec. 13	Calgary	1-7	L	Mar. 13	@ Vancouver	7-5	W
Dec. 18	Montreal	2-2	T	Mar. 15	@ Edmonton	4-6	L
Dec. 19	@ Montreal	2-1	W	Mar. 19	@ Boston	4-3	W
Dec. 22	@ Boston	0-9	L	Mar. 20	Boston	2-6	L
Dec. 23	@ Detroit	5-2	W	Mar. 22	@ N.Y. Rangers	3-2	W
Dec. 27	Pittsburgh	3-3	T	Mar. 25	New Jersey	2-2	T
Dec. 29	@ Quebec	1-5	L	Mar. 27	Detroit	3-5	L
Dec. 31	Boston	0-2	L	Mar. 29	@ Quebec	3-1	W
Jan. 2	@ Toronto	6-4	W	Mar. 31	Hartford	3-2	W
Jan. 3	Quebec	2-1	W	Apr. 2	@ Montreal	4-9	L
Jan. 6	@ Montreal	6-5	W	Apr. 3	Montreal	4-4	T

* - overtime decision

REGULAR SEASON SCORING

NO.	PLAYER	GP	G	A	PTS	+/-	PIM	PP	SH	GW	GT	SHOTS	PCT.
25	Dave Andreychuk	80	30	48	78	+1	112	15	0	5	0	253	11.9
21	Christian Ruuttu	73	26	45	71	-3	85	8	1	4	0	185	14.1
6	Phil Housley	74	29	37	66	-17	96	6	0	1	1	231	12.6
23	Ray Sheppard	74	38	27	65	-6	14	15	0	5	2	173	22.0
17	Mike Foligno	74	29	28	57	-11	220	10	0	7	1	159	18.2
77	Pierre Turgeon	76	14	28	42	-8	34	8	0	3	0	101	13.9
3	Calle Johansson	71	4	38	42	+12	37	2	0	0	0	93	4.3
9	Scott Arniel	73	17	23	40	+8	61	0	3	2	0	111	15.3
7	John Tucker	45	19	19	38	+4	20	6	0	0	1	93	20.4
15	Doug Smith	70	9	19	28	-10	117	1	0	0	0	136	6.6
38	Adam Creighton	36	10	17	27	+7	87	4	0	1	0	61	16.4
22	Lindy Ruff	77	2	23	25	-9	179	0	0	0	0	106	1.9
14	Mikael Andersson	37	3	20	23	+7	10	0	1	1	0	34	8.8
5	Mike Ramsey	63	5	16	21	+6	77	1	0	0	0	94	5.3
65	Mark Napier	47	10	8	18	-3	8	0	1	2	0	81	12.3
16	Mike Donnelly (NYR)	17	2	2	4	-5	8	0	0	0	0	30	6.7
	(BUF)	40	6	8	14	-1	44	0	0	0	0	69	8.7
	(TOT)	57	8	10	18	-6	52	0	0	0	0	99	8.1
12	Ken Priestlay	33	5	12	17	-4	35	1	1	0	0	63	7.9
40	Uwe Krupp	75	2	9	11	-1	151	0	0	0	0	84	2.4
19	Kevin Maguire	46	4	6	10	-1	162	0	0	0	0	25	16.0
90	Clark Gillies	25	5	2	7	+1	51	0	0	1	0	23	21.7
36	Jan Ludvig	13	1	6	7	+1	65	0	0	0	0	13	7.7
26	Bob Logan	16	3	2	5	+1	0	1	0	1	0	15	20.0
27	Joe Reekie	30	1	4	5	-3	68	0	0	0	0	23	4.3
20	Mike Hartman	18	3	1	4	-3	90	0	0	1	0	24	12.5
37	Shawn Anderson	23	1	2	3	-3	17	1	0	0	0	29	3.4
18	Bob Halkidis	30	0	3	3	+6	115	0	0	0	0	26	.0
8	Jim Jackson	5	2	0	2	0	0	1	0	1	0	11	18.2
29	Richie Dunn	12	2	0	2	-7	8	0	0	0	0	19	10.5
33	Benoit Hogue	3	1	1	2	+3	0	0	0	1	0	3	33.3
8	Paul Cyr	20	1	1	2	-2	38	0	1	1	0	20	5.0
4	Steve Dykstra	27	1	1	2	-2	91	0	0	0	0	11	9.1
28	Jeff Parker	4	0	2	2	-1	2	0	0	0	0	0	.0
32	Scott Metcalfe (EDM)	2	0	0	0	-1	0	0	0	0	0	0	.0
	(BUF)	1	0	1	1	-1	0	0	0	0	0	1	.0
	(TOT)	3	0	1	1	-2	0	0	0	0	0	1	.0
32	Don McSween	5	0	1	1	+1	6	0	0	0	0	4	.0
31	Daren Puppa	17	0	1	1	—	4	0	0	0	0	0	.0
24	Ed Hospodar	42	0	1	1	-1	98	0	0	0	0	15	.0
30	Tom Barrasso	54	0	1	1	—	50	0	0	0	0	0	.0
33	Jody Gage	2	0	0	0	-2	0	0	0	0	0	1	.0
1	Jacques Cloutier	20	0	0	0	—	11	0	0	0	0	0	.0

NO.	GOALTENDER	GP	MIN	AVG	W	L	T	EN	SO	GA	SA	PCT.
30	Tom Barrasso	54	3133	3.31	25	18	8	1	2	173	1658	.896
31	Daren Puppa	17	874	4.19	8	6	1	0	0	61	469	.870
1	Jacques Cloutier	20	851	4.72	4	8	2	3	0	67	450	.850
	TEAM TOTALS	80	4858	3.77	37	32	11	4	2	305	2577	.881

1988-89

REGULAR SEASON SCORES
(38-35-7, 3rd place - Adams Division)

Oct. 6	Montreal	3-2	W	Jan. 6	@ New Jersey	4-5	L
Oct. 8	@ Washington	2-6	L	Jan. 7	@ Toronto	6-1	W
Oct. 9	@ Philadelphia	3-4*	L	Jan. 12	Chicago	6-5	W
Oct. 12	Pittsburgh	8-5	W	Jan. 14	@ Quebec	1-1	T
Oct. 14	@ Quebec	5-4	W	Jan. 15	Calgary	3-2	W
Oct. 16	Quebec	3-5	L	Jan. 18	Minnesota	3-3	T
Oct. 19	@ Toronto	2-4	L	Jan. 21	@ Boston	6-5*	W
Oct. 21	Montreal	5-3	W	Jan. 22	Boston	6-4	W
Oct. 22	@ Montreal	3-4	L	Jan. 25	@ Detroit	6-3	W
Oct. 25	@ New Jersey	7-4	W	Jan. 27	Montreal	4-2	W
Oct. 26	Hartford	1-7	L	Jan. 28	@ Montreal	1-2	L
Oct. 29	@ Boston	3-3	T	Jan. 31	@ Hartford	5-3	W
Oct. 30	Boston	3-3	T	Feb. 2	@ St. Louis	3-7	L
Nov. 2	N.Y. Rangers	6-4	W	Feb. 4	@ Los Angeles	3-5	L
Nov. 4	@ Edmonton	3-7	L	Feb. 9	@ Hartford	2-5	L
Nov. 5	@ Calgary	0-9	L	Feb. 10	Vancouver	4-5	L
Nov. 9	Calgary	3-2	W	Feb. 12	St. Louis	5-2	W
Nov. 12	@ N.Y. Islanders	3-0	W	Feb. 14	@ Pittsburgh	3-7	L
Nov. 13	Edmonton	4-5*	L	Feb. 15	New Jersey	5-3	W
Nov. 16	@ Chicago	2-3	L	Feb. 17	Pittsburgh	5-1	W
Nov. 19	@ Los Angeles	4-5	L	Feb. 19	Detroit	8-4	W
Nov. 22	@ Vancouver	2-4	L	Feb. 22	N.Y. Islanders	7-5	W
Nov. 25	Chicago	5-4*	W	Feb. 24	Winnipeg	5-4	W
Nov. 27	Philadelphia	7-3	W	Feb. 25	@ Montreal	1-6	L
Nov. 30	Quebec	6-2	W	Mar. 1	Los Angeles	4-5	L
Dec. 2	Hartford	1-6	L	Mar. 4	@ Quebec	2-6	L
Dec. 3	@ Montreal	2-3*	L	Mar. 5	Quebec	2-8	L
Dec. 6	@ Hartford	0-9	L	Mar. 8	@ N.Y. Rangers	2-0	W
Dec. 8	@ Boston	4-2	W	Mar. 11	@ Boston	6-6	T
Dec. 11	Washington	4-6	L	Mar. 12	Boston	3-2	W
Dec. 14	@ Winnipeg	3-4	L	Mar. 16	@ Hartford	6-1	W
Dec. 15	@ Minnesota	2-2	T	Mar. 18	@ Minnesota	0-3	L
Dec. 19	Edmonton	5-5	T	Mar. 20	@ Winnipeg	4-1	W
Dec. 21	@ N.Y. Rangers	5-2	W	Mar. 22	St. Louis	1-2	L
Dec. 23	Toronto	5-2	W	Mar. 24	Vancouver	5-2	W
Dec. 26	Boston	2-1	W	Mar. 25	@ Quebec	1-4	L
Dec. 28	Detroit	4-1	W	Mar. 28	Hartford	4-2	W
Dec. 30	@ Washington	3-5	L	Mar. 30	Montreal	2-4	L
Dec. 31	Philadelphia	2-3	L	Apr. 1	@ N.Y. Islanders	4-3	W
Jan. 4	Hartford	4-5*	L	Apr. 2	Quebec	4-2	W

* - overtime decision

REGULAR SEASON SCORING

NO.	PLAYER	GP	G	A	PTS	+/-	PIM	PP	SH	GW	GT	SHOTS	PCT.
77	Pierre Turgeon	80	34	54	88	-3	26	19	0	5	0	182	18.7
6	Phil Housley	72	26	44	70	+6	47	5	0	3	0	178	14.6
21	Christian Ruuttu	67	14	46	60	+13	98	5	0	1	0	149	9.4
22	Rick Vaive (CHI)	30	12	13	25	-5	60	9	0	1	0	57	21.1
	(BUF)	28	19	13	32	+7	64	7	0	3	0	81	23.5
	(TOT)	58	31	26	57	+2	124	16	0	4	0	138	22.5
25	Dave Andreychuk	56	28	24	52	+1	40	7	0	3	0	145	19.3
8	Doug Bodger (PIT)	10	1	4	5	+6	7	0	0	0	0	22	4.5
	(BUF)	61	7	40	47	+9	52	6	0	1	0	134	5.2
	(TOT)	71	8	44	52	+15	59	6	0	1	0	156	5.1
17	Mike Foligno	75	27	22	49	-7	156	11	0	5	1	144	18.8
33	Benoit Hogue	69	14	30	44	-4	120	1	2	0	0	114	12.3
7	John Tucker	60	13	31	44	-4	31	3	0	1	0	94	13.8
23	Ray Sheppard	67	22	21	43	-7	15	7	0	4	1	147	15.0
9	Scott Arniel	80	18	23	41	+10	46	0	2	3	1	122	14.8
65	Mark Napier	66	11	17	28	-4	33	0	2	1	0	92	12.0
3	Grant Ledyard (WSH)	61	3	11	14	+1	43	1	0	1	0	81	3.7
	(BUF)	13	1	5	6	+1	8	0	0	1	0	25	4.0
	(TOT)	74	4	16	20	+2	51	1	0	2	0	106	3.8
29	Jeff Parker	57	9	9	18	+3	82	0	0	2	0	78	11.5
19	Kevin Maguire	60	8	10	18	+9	241	0	0	2	0	35	22.9
4	Uwe Krupp	70	5	13	18	0	55	0	1	0	0	51	9.8
20	Mike Hartman	70	8	9	17	+8	316	1	0	0	0	91	8.8
38	Adam Creighton	24	7	10	17	-5	44	3	0	1	0	42	16.7
22	Lindy Ruff	63	6	11	17	-17	86	0	0	0	0	69	8.7
5	Mike Ramsey	56	2	14	16	+5	84	0	0	1	0	63	3.2
3	Calle Johansson	47	2	11	13	-7	33	0	0	1	0	53	3.8
37	Shawn Anderson	33	2	10	12	+3	18	2	0	0	0	26	7.7
16	Mike Donnelly	22	4	6	10	-1	10	0	0	0	0	25	16.0
27	Larry Playfair (LA)	6	0	3	3	+3	16	0	0	0	0	4	.0
	(BUF)	42	0	3	3	-10	110	0	0	0	0	6	.0
	(TOT)	48	0	6	6	-7	126	0	0	0	0	10	.0
55	Joe Reekie	15	1	3	4	+6	26	1	0	0	0	14	7.1
31	Daren Puppa	37	0	4	4	—	12	0	0	0	0	0	.0
30	Tom Barrasso	10	0	3	3	—	21	0	0	0	0	0	.0
56	Ken Priestlay	15	2	0	2	-8	2	0	0	0	0	20	10.0
32	Scott Metcalfe	9	1	1	2	-1	13	0	0	0	0	11	9.1
36	Jan Ludvig	13	0	2	2	-1	39	0	0	0	0	11	.0
1	Jacques Cloutier	36	0	2	2	—	6	0	0	0	0	0	.0
26	Richie Dunn	4	0	1	1	-1	2	0	0	0	0	2	.0
14	Mikael Andersson	14	0	1	1	-1	4	0	0	0	0	12	.0
18	Bob Halkidis	16	0	1	1	-1	66	0	0	0	0	9	.0
39	Trent Kaese	1	0	0	0	0	0	0	0	0	0	5	.0
28	Mark Ferner	2	0	0	0	-2	2	0	0	0	0	0	.0
34	Darren Eliot	2	0	0	0	—	0	0	0	0	0	0	.0
26	Darrin Shannon	3	0	0	0	-2	0	0	0	0	0	0	.0
24	Steve Smith	3	0	0	0	0	0	0	0	0	0	2	.0
35	Darcy Wakaluk	6	0	0	0	—	0	0	0	0	0	0	.0
30	Clint Malarchuk	7	0	0	0	—	2	0	0	0	0	0	.0
44	Brad Miller	7	0	0	0	-1	6	0	0	0	0	0	.0

NO.	GOALTENDER	GP	MIN	AVG	W	L	T	EN	SO	GA	SA	PCT.
30	Clint Malarchuk	7	326	2.39	3	1	1	0	1	13	142	.908
31	Daren Puppa	37	1908	3.36	17	10	6	1	1	107	961	.889
1	Jacques Cloutier	36	1786	3.63	15	14	0	1	0	108	857	.874
35	Darcy Wakaluk	6	214	4.21	1	3	0	1	0	15	90	.831
30	Tom Barrasso	10	545	4.95	2	7	0	1	0	45	285	.842
34	Darren Eliot	2	67	6.27	0	0	0	0	0	7	43	.837
	TEAM TOTALS	80	4855	3.70	38	35	7	4	2	299	2378	.874

1989-90

REGULAR SEASON SCORES
(45-27-8, 2nd place - Adams Division)

Oct. 5	Quebec	4-3	W
Oct. 7	@Montreal	1-5	L
Oct. 8	Minnesota	2-2	T
Oct. 11	@Toronto	7-1	W
Oct. 13	Hartford	4-1	W
Oct. 14	@Detroit	2-6	L
Oct. 18	@Hartford	1-2	L
Oct. 20	Montreal	6-2	W
Oct. 21	@Pittsburgh	4-2	W
Oct. 25	@Minnesota	2-4	L
Oct. 27	Toronto	6-5*	W
Oct. 29	Boston	4-3	W
Nov. 2	@Montreal	4-3	W
Nov. 4	@Boston	3-3	T
Nov. 5	Los Angeles	5-3	W
Nov. 8	@Hartford	6-3	W
Nov. 10	Vancouver	4-2	W
Nov. 12	Edmonton	6-5	W
Nov. 16	@Calgary	4-4	T
Nov. 17	@Edmonton	0-3	L
Nov. 19	@Vancouver	2-2	T
Nov. 22	N.Y. Rangers	4-1	W
Nov. 25	@Quebec	3-2	W
Nov. 26	Hartford	4-2	W
Nov. 28	@Hartford	4-2	W
Nov. 30	@Boston	1-5	L
Dec. 1	New Jersey	6-4	W
Dec. 3	St. Louis	4-3	W
Dec. 5	@N.Y. Islanders	0-3	L
Dec. 7	@Philadelphia	3-4*	L
Dec. 10	Washington	4-3	W
Dec. 13	Boston	2-4	L
Dec. 16	@Boston	3-1	W
Dec. 17	Philadelphia	4-3	W
Dec. 20	@N.Y. Rangers	2-2	T
Dec. 22	Montreal	2-2	T
Dec. 23	@Quebec	6-5	W
Dec. 26	Detroit	6-3	W
Dec. 29	Boston	3-4*	L
Dec. 31	N.Y. Islanders	2-4	L
Jan. 2	@ New Jersey	3-5	L
Jan. 6	@ Montreal	3-6	L
Jan. 7	Boston	1-2	L
Jan. 11	@ Calgary	3-5	L
Jan. 13	@ Vancouver	5-3	W
Jan. 16	@ Los Angeles	4-2	W
Jan. 19	Washington	3-6	L
Jan. 23	@ Philadelphia	3-2	W
Jan. 24	@ Chicago	3-2	W
Jan. 26	Chicago	2-4	L
Jan. 28	Pittsburgh	7-2	W
Jan. 30	@ Quebec	5-2	W
Jan. 31	Quebec	6-3	W
Feb. 3	@ Montreal	0-1	L
Feb. 4	N.Y. Islanders	0-1	L
Feb. 7	Montreal	3-1	W
Feb. 9	N.Y. Rangers	3-2	W
Feb. 11	@ St. Louis	2-4	L
Feb. 13	@ Chicago	1-4	L
Feb. 16	Montreal	5-3	W
Feb. 18	Hartford	4-6	L
Feb. 20	@ Winnipeg	4-3*	W
Feb. 21	@ Edmonton	3-7	L
Feb. 23	Hartford	7-3	W
Feb. 25	Winnipeg	3-1	W
Feb. 27	@ St. Louis	1-4	L
Mar. 3	@ Quebec	3-3	T
Mar. 4	Quebec	5-3	W
Mar. 6	@ Washington	1-1	T
Mar. 8	@ Boston	10-4	W
Mar. 10	@ Hartford	5-0	W
Mar. 14	Los Angeles	5-6*	L
Mar. 16	Toronto	3-4	L
Mar. 18	Winnipeg	4-3*	W
Mar. 21	Calgary	5-4	W
Mar. 25	New Jersey	3-4	L
Mar. 27	@ Detroit	6-5	W
Mar. 29	Minnesota	4-2	W
Mar. 31	@ Pittsburgh	3-2*	W
Apr. 1	Quebec	5-2	W

* - overtime decision

REGULAR SEASON SCORING

NO.	PLAYER	GP	G	A	PTS	+/-	PIM	PP	SH	GW	GT	SHOTS	PCT.
77	Pierre Turgeon	80	40	66	106	10	29	17	1	10	1	193	20.7
25	Dave Andreychuk	73	40	42	82	6	42	18	0	3	0	206	19.4
6	Phil Housley	80	21	60	81	11	32	8	1	4	0	201	10.4
21	Christian Ruuttu	75	19	41	60	9	66	4	1	2	1	160	11.9
22	Rick Vaive	70	29	19	48	9	74	8	0	4	0	195	14.9
8	Doug Bodger	71	12	36	48	0	64	8	0	1	0	167	7.2
89	Alexander Mogilny	65	15	28	43	8	16	4	0	2	1	130	11.5
17	Mike Foligno	61	15	25	40	13	99	3	0	1	1	107	14.0
9	Scott Arniel	79	18	14	32	4	77	1	1	4	0	123	14.6
18	Dave Snuggerud	80	14	16	30	8	41	1	2	2	0	120	11.7
5	Mike Ramsey	73	4	21	25	21	47	1	0	2	0	91	4.4
4	Uwe Krupp	74	3	20	23	15	85	0	1	1	0	69	4.3
20	Mike Hartman	60	11	10	21	-10	211	2	0	3	0	97	11.3
24	Jay Wells (PHI)	59	3	16	19	4	129	0	0	1	0	76	3.9
	(BUF)	1	0	1	1	1	0	0	0	0	0	0	.0
	(TOT)	60	3	17	20	5	129	0	0	1	0	76	3.9
33	Benoit Hogue	45	11	7	18	0	79	1	0	1	0	73	15.1
19	Kevin Maguire	61	6	9	15	-3	115	0	0	1	0	62	9.7
3	Grant Ledyard	67	2	13	15	2	37	0	0	1	0	91	2.2
56	Ken Priestlay	35	7	7	14	-1	14	1	0	1	0	66	10.6
26	Dean Kennedy	80	2	12	14	-12	53	0	0	0	0	51	3.9
29	Jeff Parker	61	4	5	9	-9	70	0	0	0	0	61	6.6
16	Darrin Shannon	17	2	7	9	6	4	0	0	0	0	20	10.0
23	Ray Sheppard	18	4	2	6	3	0	1	0	1	0	31	12.9
37	Shawn Anderson	16	1	3	4	2	8	0	0	0	0	16	6.3
31	Daren Puppa	56	0	4	4	-	4	0	0	0	0	0	.0
32	Rob Ray	27	2	1	3	-2	99	0	0	0	0	20	10.0
7	John Tucker	8	1	2	3	-3	2	1	0	0	0	8	12.5
7	Mike Donnelly	12	1	2	3	-4	8	0	0	0	0	20	5.0
42	Bob Corkum	8	2	0	2	2	4	0	0	1	0	6	33.3
30	Clint Malarchuk	29	0	2	2	-	14	0	0	0	0	0	.0
27	Larry Playfair	4	0	1	1	-2	2	0	0	0	0	0	.0
14	Steve Ludzik	11	0	1	1	-2	6	0	0	0	0	15	.0
43	Francois Guay	1	0	0	0	0	0	0	0	0	0	0	.0
55	Reed Larson	1	0	0	0	1	0	0	0	0	0	1	.0
44	Brad Miller	1	0	0	0	1	0	0	0	0	0	0	.0
15	Kevin Haller	2	0	0	0	0	0	0	0	0	0	1	.0
40	Mitch Molloy	2	0	0	0	0	10	0	0	0	0	0	.0
36	Darcy Loewen	4	0	0	0	-3	4	0	0	0	0	1	.0
39	Don McSween	4	0	0	0	-3	6	0	0	0	0	4	.0
28	Dale DeGray	6	0	0	0	-4	6	0	0	0	0	5	.0
12	Scott Metcalfe	7	0	0	0	0	5	0	0	0	0	5	.0

NO.	GOALTENDER	GP	MIN	AVG	W	L	T	EN	SO	GA	SA	PCT.
31	Daren Puppa	56	3241	2.89	31	16	6	2	1	156	1610	.903
30	Clint Malarchuk	29	1596	3.35	14	11	2	1	0	89	914	.903
	TEAM TOTALS	80	4850	3.07	45	27	8	3	1	248	2524	.902

1990-91

REGULAR SEASON SCORES
(31-30-19, 3rd place - Adams Division)

Oct. 4	Montreal	3-3	T
Oct. 6	@Montreal	5-6	L
Oct. 10	@Hartford	3-4	L
Oct. 12	Quebec	2-4	L
Oct. 13	@Quebec	4-4	T
Oct. 17	Montreal	3-4	L
Oct. 19	Pittsburgh	4-4	T
Oct. 20	@N.Y. Islanders	3-1	W
Oct. 25	@New Jersey	1-5	L
Oct. 27	@Toronto	3-1	W
Oct. 28	Hartford	5-0	W
Oct. 31	Boston	3-3	T
Nov. 3	@Boston	4-1	W
Nov. 4	Calgary	2-1	W
Nov. 7	@N.Y. Rangers	2-6	L
Nov. 9	Vancouver	7-1	W
Nov. 10	@Washington	4-2	W
Nov. 14	@Los Angeles	2-4	L
Nov. 16	@Edmonton	2-4	L
Nov. 17	@Calgary	3-3	T
Nov. 21	N.Y. Rangers	5-5	T
Nov. 23	Edmonton	3-2*	W
Nov. 26	@N.Y. Rangers	0-5	L
Nov. 28	@Montreal	2-1	W
Dec. 1	@Quebec	2-4	L
Dec. 2	Detroit	3-3	T
Dec. 6	@Philadelphia	4-3	W
Dec. 7	Hartford	3-4*	L
Dec. 9	Boston	2-3	L
Dec. 11	@Detroit	3-8	L
Dec. 14	Pittsburgh	3-4	L
Dec. 16	St. Louis	3-5	L
Dec. 18	@Hartford	4-3*	W
Dec. 20	@Boston	1-4	L
Dec. 23	Quebec	10-3	W
Dec. 26	Boston	3-3	T
Dec. 28	Chicago	5-0	W
Dec. 29	@New Jersey	4-4	T
Dec. 31	Philadelphia	5-2	W
Jan. 2	N.Y. Islanders	5-4	W
Jan. 4	Winnipeg	4-1	W
Jan. 8	@ Vancouver	3-3	T
Jan. 10	@ Los Angeles	2-5	L
Jan. 12	@ Minnesota	5-3	W
Jan. 14	@ Toronto	9-3	W
Jan. 16	Detroit	5-3	W
Jan. 22	Boston	6-4	W
Jan. 24	@ Chicago	5-4	W
Jan. 26	@ Montreal	1-4	L
Jan. 27	Calgary	4-5	L
Jan. 29	@ St. Louis	3-8	L
Jan. 31	Quebec	1-4	L
Feb. 3	Edmonton	2-3	L
Feb. 6	St. Louis	4-5*	L
Feb. 8	Los Angeles	4-4	T
Feb. 10	@ Winnipeg	2-0	W
Feb. 12	@ Quebec	4-4	T
Feb. 13	Minnesota	6-6	T
Feb. 15	Montreal	2-2	T
Feb. 17	Toronto	0-3	L
Feb. 19	@ Pittsburgh	3-6	L
Feb. 23	@ Hartford	5-4	W
Feb. 24	Hartford	5-5	T
Feb. 26	@ N.Y. Islanders	1-1	T
Feb. 28	@ Quebec	5-1	W
Mar. 2	@ Boston	7-4	W
Mar. 6	New Jersey	3-3	T
Mar. 8	Chicago	3-5	L
Mar. 10	Vancouver	5-7	L
Mar. 12	@ Minnesota	2-5	L
Mar. 13	@ Winnipeg	6-2	W
Mar. 16	@ Montreal	4-6	L
Mar. 17	Hartford	6-1	W
Mar. 20	Montreal	3-2*	W
Mar. 23	@ Boston	3-6	L
Mar. 24	Philadelphia	6-2	W
Mar. 26	@ Washington	4-2	W
Mar. 28	Quebec	4-4	T
Mar. 30	@ Hartford	5-5	T
Mar. 31	Washington	5-2	W

* - overtime decision

REGULAR SEASON SCORING

NO.	PLAYER	GP	G	A	PTS	+/-	PIM	PP	SH	GW	GT	SHOTS	PCT.
10	Dale Hawerchuk	80	31	58	89	2	32	12	0	1	1	194	16.0
77	Pierre Turgeon	78	32	47	79	14	26	13	2	3	0	174	18.4
25	Dave Andreychuk	80	36	33	69	11	32	13	0	4	3	234	15.4
89	Alexander Mogilny	62	30	34	64	14	16	3	3	5	0	201	14.9
22	Rick Vaive	71	25	27	52	11	74	9	0	3	1	155	16.1
21	Christian Ruuttu	77	16	34	50	-6	96	2	3	1	1	155	10.3
33	Benoit Hogue	76	19	28	47	-8	74	1	0	2	2	134	14.2
4	Uwe Krupp	74	12	32	44	14	66	6	0	0	2	138	8.7
3	Grant Ledyard	60	8	23	31	13	46	2	1	1	1	118	6.8
8	Doug Bodger	58	5	23	28	-8	54	2	0	0	0	139	3.6
19	Tony Tanti (PIT)	46	6	12	18	1	44	3	0	0	0	74	8.1
	(BUF)	10	1	7	8	2	6	0	0	0	0	19	5.3
	(TOT)	56	7	19	26	3	50	3	0	0	0	93	7.5
18	Dave Snuggerud	80	9	15	24	-13	32	0	4	2	0	128	7.0
42	Mikko Makela	60	15	7	22	-2	25	2	2	1	1	62	24.2
12	Greg Paslawski (WPG)	43	9	10	19	-6	10	1	0	1	0	66	13.6
	(BUF)	12	2	1	3	0	4	0	0	1	0	9	22.2
	(TOT)	55	11	11	22	-6	14	1	0	2	0	75	14.7
5	Mike Ramsey	71	6	14	20	14	46	0	0	1	0	87	6.9
32	Rob Ray	66	8	8	16	-11	350	0	0	1	0	54	14.8
16	*Darrin Shannon	34	8	6	14	-11	12	1	0	0	1	56	14.3
26	Dean Kennedy	64	4	8	12	5	119	0	0	2	0	46	8.7
20	Mike Hartman	60	9	2	11	-10	204	2	0	1	0	65	13.8
17	Mike Foligno	31	4	5	9	4	42	0	0	0	1	27	14.8
15	Lou Franceschetti (TOR)	16	1	1	2	-2	30	0	0	0	0	7	14.3
	(BUF)	35	1	8	9	2	26	0	0	1	0	20	5.0
	(TOT)	51	2	9	11	0	56	0	0	1	0	27	7.4
41	*Ken Sutton	15	3	6	9	2	13	2	0	0	0	26	11.5
7	*Kevin Haller	21	1	8	9	9	20	1	0	0	0	42	2.4
28	*Donald Audette	8	4	3	7	-1	4	2	0	1	0	17	23.5
7	John Tucker	18	1	3	4	0	4	0	0	0	0	16	6.3
30	Clint Malarchuk	37	0	4	4	-	19	0	0	0	0	0	.0
31	Daren Puppa	38	0	4	4	-	6	0	0	0	0	0	.0
9	*Greg Brown	39	1	2	3	-20	35	0	0	0	0	26	3.8
24	Jay Wells	43	1	2	3	-18	86	0	0	0	0	36	2.8
37	Bill Houlder	7	0	2	2	-2	4	0	0	0	0	7	.0
23	Jiri Sejba	11	0	2	2	-5	8	0	0	0	0	10	.0
38	*Joel Savage	3	0	1	1	-2	0	0	0	0	0	2	.0
39	Brian Curran (TOR)	4	0	0	0	-2	7	0	0	0	0	0	.0
	(BUF)	17	0	1	1	-3	43	0	0	0	0	7	.0
	(TOT)	21	0	1	1	-5	50	0	0	0	0	7	.0
34	*Dave Littman	1	0	0	0	-	0	0	0	0	0	0	.0
36	*Darcy Loewen	6	0	0	0	-4	8	0	0	0	0	2	.0
44	*Brad Miller	13	0	0	0	-1	67	0	0	0	0	4	.0
35	*Darcy Wakaluk	16	0	0	0	-	2	0	0	0	0	0	.0

NO.	GOALTENDER	GP	MIN	AVG	W	L	T	EN	SO	GA	SA	PCT.
35	*Darcy Wakaluk	16	630	3.33	4	5	3	2	0	35	292	.880
30	Clint Malarchuk	37	2131	3.35	12	14	10	1	1	119	1090	.891
31	Daren Puppa	38	2092	3.38	15	11	6	0	2	118	1029	.885
34	*Dave Littman	1	36	5.00	0	0	0	0		3	18	.833
	TEAM TOTALS	80	4902	3.40	31	30	19	3	3	278	2432	.886

* - Rookie

1991-92

REGULAR SEASON SCORES
(31-37-12, 3rd place - Adams Division)

Oct. 4	Pittsburgh	4-5	L
Oct. 5	@Washington	1-3	L
Oct. 9	Boston	4-4	T
Oct. 12	@Quebec	5-4	W
Oct. 13	Vancouver	1-3	L
Oct. 16	@Montreal	1-5	L
Oct. 18	Montreal	3-1	W
Oct. 19	@Hartford	1-4	L
Oct. 25	San Jose	3-1	W
Oct. 27	Hartford	5-1	W
Oct. 30	@Detroit	1-3	L
Nov. 1	Montreal	1-5	L
Nov. 2	@Montreal	0-5	L
Nov. 7	@Philadelphia	2-5	L
Nov. 8	Philadelphia	4-3*	W
Nov. 12	@San Jose	7-1	W
Nov. 14	@Los Angeles	2-2	T
Nov. 16	@Calgary	5-4	W
Nov. 20	Boston	3-1	W
Nov. 22	Chicago	2-0	W
Nov. 23	@Boston	4-7	L
Nov. 27	Quebec	4-4	T
Nov. 29	N.Y. Rangers	4-5*	L
Nov. 30	@Quebec	3-4	L
Dec. 4	@Winnipeg	4-5	L
Dec. 7	@Hartford	6-6	T
Dec. 8	Calgary	2-4	L
Dec. 11	St. Louis	3-6	L
Dec. 13	Hartford	4-8	L
Dec. 14	@Montreal	2-4	L
Dec. 18	Washington	2-2	T
Dec. 20	Edmonton	4-4	T
Dec. 21	@Toronto	4-1	W
Dec. 23	@Hartford	3-4	L
Dec. 27	Boston	8-1	W
Dec. 28	@New Jersey	0-3	L
Dec. 31	St. Louis	4-3	W
Jan. 3	N.Y. Islanders	5-2	W
Jan. 4	@Boston	2-4	L
Jan. 7	@Philadelphia	5-5	T
Jan. 8	Quebec	4-2	W
Jan. 10	Edmonton	8-2	W
Jan. 12	N.Y. Rangers	6-3	W
Jan. 14	@ N.Y. Rangers	2-6	L
Jan. 15	@ New Jersey	8-8	T
Jan. 21	@ St. Louis	4-5	L
Jan. 23	@ Pittsburgh	5-4*	W
Jan. 25	@ Montreal	4-3	W
Jan. 26	Winnipeg	5-2	W
Jan. 29	@ Detroit	4-4	T
Jan. 31	Montreal	5-3	W
Feb. 1	@ Boston	2-2	T
Feb. 4	Washington	7-3	W
Feb. 7	Minnesota	0-2	L
Feb. 9	Los Angeles	4-5	L
Feb. 11	@ Hartford	1-5	L
Feb. 12	Detroit	4-9	L
Feb. 14	San Jose	7-6	W
Feb. 16	Hartford	5-4	W
Feb. 19	@ Vancouver	5-6	L
Feb. 23	@ Edmonton	2-5	L
Feb. 25	@ Calgary	5-3	W
Feb. 29	@ Pittsburgh	2-5	L
Mar. 1	Chicago	1-3	L
Mar. 3	@ Quebec	4-4	T
Mar. 6	New Jersey	5-4	W
Mar. 8	N.Y. Islanders	2-6	L
Mar. 11	Boston	6-3	W
Mar. 14	@ N.Y. Islanders	1-4	L
Mar. 15	Quebec	6-4	W
Mar. 17	@ Minnesota	1-3	L
Mar. 19	@ Los Angeles	8-2	W
Mar. 22	@ Chicago	6-2	W
Mar. 25	Toronto	5-2	W
Mar. 28	@ Boston	3-4*	L
Mar. 29	Hartford	2-2	T
Mar. 31	@ Minnesota	3-5	L
Apr. 12	Montreal	3-1	W
Apr. 14	@ Quebec	3-7	L
Apr. 15	Quebec	3-4	L

* - overtime decision

REGULAR SEASON SCORING

NO.	PLAYER	GP	G	A	PTS	+/-	PIM	PP	SH	GW	GT	SHOTS	PCT.
10	Dale Hawerchuk	77	23	75	98	-22	27	13	0	4	0	242	9.5
16	Pat LaFontaine	57	46	47	93	+10	98	23	0	5	1	203	22.7
25	Dave Andreychuk	80	41	50	91	-9	71	28	0	2	2	337	12.2
89	Alexander Mogilny	67	39	45	84	+7	73	15	0	2	0	236	16.5
28	Donald Audette	63	31	17	48	-1	75	5	0	6	1	153	20.3
8	Doug Bodger	73	11	35	46	+1	108	4	0	1	0	180	6.1
15	Randy Wood (NYI)	8	2	2	4	-3	21	0	0	0	0	30	6.7
	(BUF)	70	20	16	36	-9	65	7	1	3	0	185	10.8
	(TOT)	78	22	18	40	-12	86	7	1	3	0	215	10.2
19	Tony Tanti	70	15	16	31	-4	100	6	1	0	1	133	11.3
7	Petr Svoboda (MTL)	58	5	16	21	+9	94	1	0	3	0	88	5.7
	(BUF)	13	1	6	7	-8	52	0	0	0	0	23	4.3
	(TOT)	71	6	22	28	+1	146	1	0	3	0	111	5.4
18	Wayne Presley (SJ)	47	8	14	22	-29	76	3	0	0	0	114	7.0
	(BUF)	12	2	2	4	+2	57	0	0	1	0	21	9.5
	(TOT)	59	10	16	26	-27	133	3	0	1	0	135	7.4
21	Christian Ruuttu	70	4	21	25	-7	76	0	2	1	0	108	3.7
7	Kevin Haller	58	6	15	21	-13	75	2	0	1	0	76	7.9
3	Grant Ledyard	50	5	16	21	-4	45	0	0	0	0	87	5.7
41	Ken Sutton	64	2	18	20	+5	71	0	0	0	0	81	2.5
18	Dave Snuggerud	55	3	15	18	-3	36	0	0	0	0	75	4.0
27	Brad May	69	11	6	17	-12	309	1	0	3	0	82	13.4
5	Mike Ramsey	66	3	14	17	+8	67	0	0	1	0	55	5.5
17	Colin Patterson	52	4	8	12	-4	30	0	2	0	0	33	12.1
24	Randy Moller (NYR)	43	2	7	9	-15	78	0	0	1	0	44	4.5
	(BUF)	13	1	2	3	+1	59	0	0	0	0	19	5.3
	(TOT)	56	3	9	12	-14	137	0	0	1	0	63	4.8
24	Jay Wells	41	2	9	11	-3	157	0	0	0	0	26	7.7
14	Dave Hannan (TOR)	35	2	2	4	-10	16	0	1	0	0	24	8.3
	(BUF)	12	2	4	6	+1	48	0	2	0	1	8	25.0
	(TOT)	47	4	6	10	-9	64	0	3	0	1	32	12.5
32	Rob Ray	63	5	3	8	-9	354	0	0	0	0	29	17.2
77	Pierre Turgeon	8	2	6	8	-1	4	0	0	0	0	14	14.3
29	Bob Corkum	20	2	4	6	-9	21	0	0	0	0	23	8.7
34	Gord Donnelly (WPG)	4	0	0	0	-5	11	0	0	0	0	5	.0
	(BUF)	67	2	3	5	-7	305	0	0	1	0	25	8.0
	(TOT)	71	2	3	5	-12	316	0	0	1	0	30	6.7
44	Brad Miller	42	1	4	5	-5	192	0	0	0	0	30	3.3
22	Rick Vaive	21	1	3	4	-2	14	0	0	0	0	25	4.0
26	Keith Carney	14	1	2	3	-3	18	1	0	0	0	17	5.9
4	Uwe Krupp	8	2	0	2	0	6	0	0	0	0	13	15.4
35	*Tom Draper	26	0	2	2	—	2	0	0	0	0	0	.0
47	Bill Houlder	10	1	0	1	-2	8	0	0	0	0	18	5.6
16	Darrin Shannon	1	0	1	1	+1	0	0	0	0	0	2	.0
33	Benoit Hogue	3	0	1	1	0	0	0	0	0	0	6	.0
14	Jody Gage	9	0	1	1	-1	2	0	0	0	0	9	.0
23	Randy Hillier (NYI)	8	0	0	0	-3	11	0	0	0	0	5	.0
	(BUF)	28	0	1	1	-14	48	0	0	0	0	18	.0
	(TOT)	36	0	1	1	-17	59	0	0	0	0	23	.0
37	Lou Franceschetti	1	0	0	0	0	0	0	0	0	0	0	.0
1	*David Littman	1	0	0	0	—	0	0	0	0	0	0	.0
12	*Peter Ciavaglia	2	0	0	0	+1	0	0	0	0	0	1	.0
36	Darcy Loewen	2	0	0	0	0	2	0	0	0	0	1	.0
39	Brian Curran	3	0	0	0	0	14	0	0	0	0	1	.0
20	Dave McLlwain	5	0	0	0	-3	2	0	0	0	0	5	.0
30	Clint Malarchuk	29	0	0	0	—	6	0	0	0	0	0	.0
31	Daren Puppa	33	0	0	0	—	2	0	0	0	0	0	.0

NO.	GOALTENDER	GP	MIN	AVG	W	L	T	EN	SO	GA	SA	PCT.	A	PIM
35	Tom Draper	26	1403	3.21	10	9	5	2	1	75	712	.895	2	2
30	Clint Malarchuk	29	1639	3.73	10	13	3	1	0	102	903	.887	0	6
31	Daren Puppa	33	1757	3.89	11	14	4	1	0	114	932	.878	0	2
1	David Littman	1	60	4.00	0	1	0	0	0	4	29	.862	0	0
	TEAM TOTALS	80	4869	3.68	31	37	12	4	1	299	2580	.884		

1992-93

REGULAR SEASON SCORES
(38-36-10, 4th place - Adams Division)

Oct. 8	Quebec	4-5	L
Oct. 10	@ Hartford	5-2	W
Oct. 11	Montreal	8-2	W
Oct. 13	@ Pittsburgh	5-6	L
Oct. 16	Tampa Bay	5-4*	W
Oct. 17	@ Washington	4-6	L
Oct. 21	Chicago	4-1	W
Oct. 23	San Jose	5-4	W
Oct. 28	@ Toronto	4-4	T
Oct. 30	Ottawa	12-3	W
Oct. 31	@ Ottawa	2-2	T
Nov. 2	@ N.Y. Rangers	6-7*	L
Nov. 5	@ San Jose	5-7	L
Nov. 7	@ Los Angeles	2-5	L
Nov. 11	Boston	7-2	W
Nov. 13	Hartford	8-2	W
Nov. 14	@ N.Y. Islanders	5-7	L
Nov. 17	@ Pittsburgh	2-4	L
#Nov. 18	@ New Jersey	2-3	L
Nov. 21	Minnesota	3-4	L
Nov. 22	@ Philadelphia	4-4	T
Nov. 25	Quebec	1-1	T
Nov. 27	Ottawa	4-1	W
Nov. 29	@ Ottawa	5-2	W
Nov. 30	@ Montreal	0-3	L
Dec. 4	N.Y. Islanders	5-5	T
Dec. 6	New Jersey	3-7	L
Dec. 7	@ Quebec	3-4	L
Dec. 9	Boston	5-2	W
Dec. 11	Hartford	9-3	W
Dec. 12	@ Hartford	1-1	T
Dec. 15	@ Boston	3-2	W
Dec. 19	@ Montreal	2-4	L
Dec. 20	Toronto	5-4	W
Dec. 23	Washington	4-1	W
Dec. 27	Pittsburgh	2-4	L
Dec. 31	N.Y. Rangers	11-6	W
Jan. 2	@ Ottawa	7-2	W
Jan. 3	St. Louis	6-5*	W
Jan. 6	@ Hartford	3-1	W
Jan. 8	N.Y. Islanders	6-5	W
Jan. 10	Calgary	5-3	W
Jan. 12	@ Boston	2-5	L
Jan. 15	@ Vancouver	1-4	L
Jan. 17	@ Edmonton	2-3*	L
Jan. 19	@ Calgary	3-2*	W
Jan. 22	Quebec	6-2	W
Jan. 23	@ Quebec	3-4	L
Jan. 26	@ Philadelphia	4-3*	W
Jan. 27	Washington	4-3	W
Jan. 29	N.Y. Rangers	6-4	W
Jan. 31	Edmonton	4-5*	L
Feb. 3	Hartford	3-2	W
Feb. 8	@ Ottawa	2-4	L
Feb. 10	@ Winnipeg	6-2	W
Feb. 12	Vancouver	1-3	L
Feb. 14	Pittsburgh	7-4	W
Feb. 17	@ Hartford	5-3	W
Feb. 19	@ New Jersey	3-3	T
Feb. 24	Detroit	10-7	W
Feb. 26	Montreal	4-6	L
Feb. 27	@ Montreal	4-8	L
#Mar. 1	Vancouver	2-5	L
Mar. 3	@ N.Y. Rangers	2-2	T
Mar. 5	Hartford	2-4	L
Mar. 7	Winnipeg	2-1	W
Mar. 10	@ Quebec	7-4	W
Mar. 13	@ Hartford	3-3	T
**Mar. 15	Los Angeles	2-4	L
Mar. 16	@ St. Louis	2-2	T
Mar. 20	@ Tampa Bay	3-1	W
Mar. 22	@ Montreal	8-3	W
Mar. 24	Boston	0-2	L
Mar. 25	@ Chicago	6-4	W
Mar. 28	Ottawa	3-1	W
Mar. 30	@ Washington	1-4	L
Mar. 31	New Jersey	5-2	W
Apr. 3	@ Boston	2-3	L
Apr. 4	Boston	0-3	L
Apr. 6	@ Minnesota	1-3	L
Apr. 10	@ Detroit	5-6	L
Apr. 11	Quebec	1-3	L
Apr. 13	Montreal	2-3*	L
Apr. 15	Philadelphia	4-7	L

* - overtime decision
** - postponed from Mar. 14
# - game played at Hamilton, ONT

REGULAR SEASON SCORING

NO.	PLAYER	GP	G	A	PTS	+/-	PIM	PP	SH	GW	GT	SHOTS	PCT.
16	Pat LaFontaine	84	53	95	148	11	63	20	2	7	1	306	17.3
89	Alexander Mogilny	77	76	51	127	7	40	27	0	11	0	360	21.1
10	Dale Hawerchuk	81	16	80	96	-17	52	8	0	2	0	259	6.2
25	Dave Andreychuk	52	29	32	61	-8	48	20	0	2	0	171	17.0
8	Doug Bodger	81	9	45	54	14	87	6	0	0	1	154	5.8
20	Bob Sweeney	80	21	26	47	2	118	4	3	3	0	120	17.5
19	Randy Wood	82	18	25	43	6	77	3	2	2	0	176	10.2
13	Yuri Khmylev	68	20	19	39	6	28	0	3	3	0	122	16.4
18	Wayne Presley	79	15	17	32	5	96	0	1	2	0	97	15.5
42	*Richard Smehlik	80	4	27	31	9	59	0	0	0	0	82	4.9
27	Brad May	82	13	13	26	3	242	0	0	1	0	114	11.4
7	Petr Svoboda	40	2	24	26	3	59	1	0	1	0	61	3.3
41	Ken Sutton	63	8	14	22	-3	30	1	0	2	1	77	10.4
14	Dave Hannan	55	5	15	20	8	43	0	0	0	0	43	11.6
28	Donald Audette	44	12	7	19	-8	51	2	0	0	0	92	13.0
12	Bob Errey (PIT)	54	8	6	14	-2	76	0	0	2	0	79	10.1
	(BUF)	8	1	3	4	2	4	0	0	0	0	9	11.1
	(TOT)	62	9	9	18	0	80	0	0	2	0	88	10.2
3	Grant Ledyard	50	2	14	16	-2	45	1	0	0	0	79	2.5
34	Gord Donnelly	60	3	8	11	5	221	0	0	0	0	38	7.9
29	Bob Corkum	68	6	4	10	-3	38	0	1	1	0	69	8.7
5	Mike Ramsey	33	2	8	10	4	20	0	0	0	0	27	7.4
9	*Viktor Gordiouk	16	3	6	9	4	0	0	0	0	0	24	12.5
24	Randy Moller	35	2	7	9	6	83	0	0	0	0	25	8.0
23	Bill Houlder	15	3	5	8	5	6	0	0	0	1	29	10.3
17	Colin Patterson	36	4	2	6	-2	22	0	1	0	0	30	13.3
6	*Keith Carney	30	2	4	6	3	55	0	0	1	0	26	7.7
32	Rob Ray	68	3	2	5	-3	211	1	0	0	0	28	10.7
4	*Philippe Boucher	18	0	4	4	1	14	0	0	0	0	28	.0
21	*Scott Thomas	7	1	1	2	2	15	0	0	0	0	4	25.0
36	*Matthew Barnaby	2	1	0	1	0	10	1	0	0	0	8	12.5
44	*Doug Macdonald	5	1	0	1	0	2	0	0	0	0	1	100.0
15	Greg Brown	10	0	1	1	-5	6	0	0	0	0	10	.0
31	Daren Puppa	24	0	1	1	—	0	0	0	0	0	0	.0
35	Tom Draper	11	0	1	1	—	2	0	0	0	0	0	.0
12	*Peter Ciavaglia	3	0	0	0	0	0	0	0	0	0	2	.0
39	Dominik Hasek	28	0	0	0	—	0	0	0	0	0	0	.0
31	Grant Fuhr (TOR)	29	0	0	0	—	0	0	0	0	0	0	.0
	(BUF)	29	0	0	0	—	10	0	0	0	0	0	.0
	(TOT)	58	0	0	0	—	10	0	0	0	0	0	.0

NO.	GOALTENDER	GP	MIN	AVG	W	L	T	EN	SO	GA	SA	PCT.	A	PIM
39	Dominik Hasek	28	1429	3.15	11	10	4	1	0	75	720	.896	0	0
31	Daren Puppa	24	1305	3.58	11	5	4	0	0	78	706	.890	1	0
35	Tom Draper	11	664	3.70	5	6	0	1	0	41	344	.881	1	2
31	Grant Fuhr	29	1694	3.47	11	15	2	3	0	98	903	.891	0	10
	TEAM TOTALS	84	5104	3.49	38	36	10	5	0	297	2678	.889		

* - rookie

1993-94

REGULAR SEASON SCORES
(43-32-9, 4th place - Northeast Division)

Oct. 7	@ Boston	5-3	W
Oct. 9	@ Montreal	4-7	L
Oct. 10	Hartford	2-3	L
Oct. 12	@ Philadelphia	3-5	L
Oct. 15	N.Y. Rangers	2-5	L
Oct. 16	@ Washington	3-4	L
Oct. 18	Detroit	4-6	L
Oct. 22	Pittsburgh	2-4	L
Oct. 23	@ Hartford	3-3	T
Oct. 27	@ Calgary	5-3	W
Oct. 29	@ Edmonton	6-3	W
Oct. 30	@ Vancouver	6-3	W
#Nov. 3	Pittsburgh	2-6	L
Nov. 7	Boston	3-4	L
Nov. 10	Philadelphia	3-5	L
Nov. 13	@ Philadelphia	7-2	W
Nov. 17	@ New Jersey	0-4	L
Nov. 19	Winnipeg	6-0	W
Nov. 21	San Jose	6-5	W
Nov. 22	@ Ottawa	5-2	W
Nov. 24	New Jersey	3-5	L
Nov. 26	Ottawa	5-2	W
Nov. 27	@ Quebec	2-2	T
Nov. 29	@ Toronto	3-0	W
Dec. 1	@ Tampa Bay	3-0	W
Dec. 2	@ Florida	1-2*	L
Dec. 5	Boston	3-1	W
Dec. 8	@ Ottawa	3-1	W
Dec. 10	Calgary	6-2	W
Dec. 11	@ Hartford	3-0	W
Dec. 13	@ N.Y. Rangers	0-2	L
Dec. 16	@ Pittsburgh	1-2	L
Dec. 17	Los Angeles	2-0	W
Dec. 19	Tampa Bay	3-3	T
Dec. 23	Montreal	5-0	W
Dec. 26	@ N.Y. Islanders	3-4*	L
Dec. 27	Philadelphia	0-2	L
Dec. 31	N.Y. Rangers	4-1	W
Jan. 2	Toronto	3-3	T
Jan. 7	Pittsburgh	3-4*	L
Jan. 9	Vancouver	5-3	W
Jan. 11	@ Chicago	5-2	W
Jan. 12	@ Winnipeg	2-3	L
Jan. 15	@ St. Louis	1-2	L
Jan. 16	@ Dallas	4-2	W
Jan. 19	Edmonton	1-1	T
Jan. 24	@ Tampa Bay	0-4	L
Jan. 27	Washington	7-2	W
Jan. 29	@ Montreal	3-2	W
Jan. 30	Florida	2-3	L
Feb. 2	@ New Jersey	3-2	W
Feb. 4	@ Florida	7-2	W
Feb. 6	N.Y. Islanders	4-1	W
Feb. 8	@ N.Y. Islanders	1-3	L
Feb. 10	@ Boston	3-3	T
Feb. 11	Montreal	5-1	W
Feb. 13	Dallas	3-5	L
Feb. 16	@ Hartford	5-3	W
Feb. 18	Florida	4-1	W
Feb. 20	@ Washington	3-3	T
Feb. 21	Quebec	2-1	W
Feb. 23	Anaheim	4-2	W
Feb. 25	Chicago	1-3	L
Feb. 26	@ Pittsburgh	3-4	L
Mar. 2	@ Ottawa	7-2	W
Mar. 4	Pittsburgh	2-1	W
Mar. 6	@ Detroit	3-2	W
Mar. 8	@ San Jose	4-4	T
Mar. 9	@ Anaheim	3-0	W
Mar. 12	@ Los Angeles	5-3	W
Mar. 17	New Jersey	1-6	L
##Mar. 18	@ N.Y. Islanders	2-2	T
Mar. 20	Ottawa	6-2	W
Mar. 23	St. Louis	2-3	L
Mar. 25	Hartford	6-3	W
Mar. 27	N.Y. Islanders	4-1	W
Mar. 30	Tampa Bay	2-3*	L
Apr. 1	Boston	5-0	W
Apr. 2	@ Quebec	6-2	W
**Apr. 4	@ Quebec	4-6	L
Apr. 8	Montreal	1-0	W
Apr. 10	Quebec	4-1	W
Apr. 12	@ N.Y. Rangers	2-3	L
Apr. 14	Washington	2-3	L

* - overtime decision
** - rescheduled from March 1
# - game played at Sacramento, CA
- game played at Minneapolis, MN

REGULAR SEASON SCORING

NO.	PLAYER	GP	G	A	PTS	+/-	PIM	PP	SH	GW	GT	SHOTS	PCT.
10	Dale Hawerchuk	81	35	51	86	10	91	13	1	7	0	227	15.4
89	Alexander Mogilny	66	32	47	79	8	22	17	0	7	1	258	12.4
28	Donald Audette	77	29	30	59	2	41	16	1	4	0	207	14.0
13	Yuri Khmylev	72	27	31	58	13	49	11	0	4	0	171	15.8
26	*Derek Plante	77	21	35	56	4	24	8	1	2	0	147	14.3
27	Brad May	84	18	27	45	-6	171	3	0	3	0	166	10.8
42	Richard Smehlik	84	14	27	41	22	69	3	3	1	1	106	13.2
8	Doug Bodger	75	7	32	39	8	76	5	1	1	0	144	4.9
19	Randy Wood	84	22	16	38	11	71	2	2	5	0	161	13.7
18	Wayne Presley	65	17	8	25	18	103	1	5	1	0	93	18.3
20	Bob Sweeney	60	11	14	25	3	94	3	3	1	0	76	14.5
41	Ken Sutton	78	4	20	24	-6	71	1	0	0	0	95	4.2
14	Dave Hannan	83	6	15	21	10	53	0	3	1	0	40	15.0
16	Pat LaFontaine	16	5	13	18	-4	2	1	0	0	0	40	12.5
22	Craig Simpson	22	8	8	16	-2	8	2	0	2	0	28	28.6
7	Petr Svoboda	60	2	14	16	11	89	1	0	0	0	80	2.5
4	*Philippe Boucher	38	6	8	14	-1	29	4	0	1	0	67	9.0
5	Craig Muni (CHI)	9	0	4	4	3	4	0	0	0	0	6	.0
	(BUF)	73	2	8	10	28	62	0	1	2	0	39	5.1
	(TOT)	82	2	12	14	31	66	0	1	2	0	45	4.4
43	*Jason Dawe	32	6	7	13	1	12	3	0	1	0	35	17.1
24	Randy Moller	78	2	11	13	-5	154	0	0	0	0	77	2.6
32	Rob Ray	82	3	4	7	2	274	0	0	0	0	34	8.8
36	*Matthew Barnaby	35	2	4	6	-7	106	1	0	0	0	13	15.4
40	James Black (DAL)	13	2	3	5	-4	2	2	0	0	0	16	12.5
	(BUF)	2	0	0	0	0	0	0	0	0	0	2	.0
	(TOT)	15	2	3	5	-4	2	2	0	0	0	18	11.1
21	*Scott Thomas	32	2	2	4	-6	8	1	0	0	0	26	7.7
6	Keith Carney	7	1	3	4	-1	4	0	0	0	0	6	16.7
15	*Sergei Petrenko	15	0	4	4	-3	0	0	0	0	0	7	.0
31	Grant Fuhr	32	0	4	4	0	16	0	0	0	0	0	.0
39	Dominik Hasek	58	0	3	3	0	6	0	0	0	0	0	.0
17	*Todd Simon	15	0	1	1	-3	0	0	0	0	0	14	.0
33	*Mark Astley	1	0	0	0	-1	0	0	0	0	0	2	.0
44	*Doug Macdonald	4	0	0	0	-2	0	0	0	0	0	3	.0
29	*Denis Tsygurov	8	0	0	0	-1	8	0	0	0	0	3	.0
34	Gord Donnelly	7	0	0	0	1	31	0	0	0	0	2	.0

NO.	GOALTENDER	GP	MIN	AVG	W	L	T	EN	SO	GA	SA	PCT.	A	PIM
39	Dominik Hasek	58	3358	1.95	30	20	6	3	7	109	1552	.930	3	6
31	Grant Fuhr	32	1726	3.68	13	12	3	0	2	106	907	.883	4	16
	TEAM TOTALS	84	5097	2.57	43	32	9	3	9	218	2462	.911		

* - rookie

2001-2002 SABRES MEDIA GUIDE
YEAR-BY-YEAR RESULTS

1994-95

REGULAR SEASON SCORES
(22-19-7, 4th place - Northeast Division)

Jan. 20	@ N.Y. Rangers	2-1	W
Jan. 22	@ Tampa Bay	5-2	W
Jan. 25	New Jersey	2-1	W
Jan. 27	Quebec	3-7	L
Jan. 28	@ Ottawa	2-2	T
Jan. 31	@ New Jersey	1-2	L
Feb. 2	@ Washington	1-0	W
Feb. 4	@ Philadelphia	2-4	L
Feb. 5	Tampa Bay	2-1	W
Feb. 7	Washington	2-1	W
Feb. 11	@ N.Y. Islanders	1-2	L
Feb. 12	Boston	1-2	L
Feb. 15	N.Y. Rangers	1-2	L
Feb. 19	@ Pittsburgh	3-3	T
Feb. 22	N.Y. Islanders	3-3	T
Feb. 25	@ Hartford	3-1	W
Feb. 26	N.Y. Rangers	2-4	L
Mar. 2	Pittsburgh	6-3	W
Mar. 4	@ Quebec	1-1	T
Mar. 5	Montreal	4-1	W
Mar. 8	@ Montreal	2-2	T
Mar. 11	@ Pittsburgh	2-6	L
Mar. 14	@ Florida	2-1*	W
Mar. 16	N.Y. Islanders	6-3	W
Mar. 18	@ Ottawa	3-4*	L
Mar. 19	Tampa Bay	1-6	L
Mar. 21	Pittsburgh	2-3	L
Mar. 24	Florida	3-0	W
Mar. 26	@ Philadelphia	1-3	L
Mar. 28	Quebec	5-3	W
Mar. 30	Ottawa	7-0	W
Apr. 1	@ N.Y. Islanders	5-1	W
Apr. 4	Hartford	6-3	W
Apr. 6	@ Boston	1-1	T
Apr. 8	@ Hartford	2-4	L
Apr. 9	Boston	5-6	L
Apr. 12	@ N.Y. Rangers	1-3	L
Apr. 14	@ Quebec	2-5	L
Apr. 16	Ottawa	2-1	W
Apr. 18	Hartford	1-2	L
Apr. 19	@ Boston	1-4	L
Apr. 23	Philadelphia	4-2	W
Apr. 24	@ Tampa Bay	3-1	W
Apr. 26	Florida	5-0	W
Apr. 28	@ Washington	1-5	L
Apr. 29	@ Montreal	3-3	T
May 1	Montreal	2-0	W
May 3	New Jersey	5-4	W

* - overtime decision

REGULAR SEASON SCORING

NO.	PLAYER	GP	G	A	PTS	+/-	PIM	PP	SH	GW	GT	SHOTS	PCT.
89	Alexander Mogilny	44	19	28	47	0	36	12	0	2	1	148	12.8
28	Donald Audette	46	24	13	37	-3	27	13	0	7	0	124	19.4
3	Garry Galley (PHI)	33	2	20	22	0	20	1	0	0	0	66	3.0
	(BUF)	14	1	9	10	4	10	1	0	0	0	31	3.2
	(TOT)	47	3	29	32	4	30	2	0	0	0	97	3.1
16	Pat LaFontaine	22	12	15	27	2	4	6	1	3	1	54	22.2
13	Yuri Khmylev	48	8	17	25	8	14	2	1	1	0	71	11.3
26	Derek Plante	47	3	19	22	-4	12	2	0	0	0	94	3.2
8	Doug Bodger	44	3	17	20	-3	47	2	0	0	0	87	3.4
18	Wayne Presley	46	14	5	19	5	41	0	5	2	0	90	15.6
10	Dale Hawerchuk	23	5	11	16	-2	2	2	0	2	0	56	8.9
14	Dave Hannan	42	4	12	16	3	32	0	2	0	0	36	11.1
44	Alexei Zhitnik (LA)	11	2	5	7	-3	27	2	0	0	0	33	6.1
	(BUF)	21	2	5	7	-3	34	1	0	0	0	33	6.1
	(TOT)	32	4	10	14	-6	61	3	0	0	0	66	6.1
43	Jason Dawe	42	7	4	11	-6	19	0	1	2	0	51	13.7
17	Craig Simpson	24	4	7	11	-5	26	1	0	0	1	20	20.0
42	Richard Smehlik	39	4	7	11	5	46	0	1	1	0	49	8.2
20	Bob Sweeney	45	5	4	9	-6	18	1	2	0	0	47	10.6
29	Scott Pearson (EDM)	28	1	4	5	-11	54	0	0	0	0	21	4.8
	(BUF)	14	2	1	3	-3	20	0	0	0	0	19	10.5
	(TOT)	42	3	5	8	-14	74	0	0	0	0	40	7.5
22	Charlie Huddy (LA)	9	0	1	1	-6	6	0	0	0	0	11	.0
	(BUF)	32	2	4	6	-1	36	1	0	0	0	40	5.0
	(TOT)	41	2	5	7	-7	42	1	0	0	0	51	3.9
27	Brad May	33	3	3	6	5	87	1	0	0	0	42	7.1
5	Craig Muni	40	0	6	6	-4	36	0	0	0	0	32	.0
24	Philippe Boucher	9	1	4	5	6	0	0	0	0	0	15	6.7
7	Petr Svoboda	26	0	5	5	-5	60	0	0	0	0	22	.0
33	*Mark Astley	14	2	1	3	-2	12	0	0	0	0	21	9.5
41	Ken Sutton	12	1	2	3	-2	30	0	0	1	0	12	8.3
6	Doug Houda	28	1	2	3	1	68	0	0	0	0	21	4.8
19	*Brian Holzinger	4	0	3	3	2	0	0	0	0	0	3	.0
32	Rob Ray	47	0	3	3	-4	173	0	0	0	0	7	.0
37	*Curtis Brown	1	1	1	2	2	2	0	0	0	0	4	25.0
36	Matthew Barnaby	23	1	1	2	-2	116	0	0	0	0	27	3.7
9	*Viktor Gordiouk	10	0	2	2	-3	0	0	0	0	0	10	.0
76	*Wayne Primeau	1	1	0	1	-2	0	0	0	1	0	2	50.0
12	*Peter Ambroziak	12	0	1	1	-1	0	0	0	0	0	3	.0
44	*Doug Macdonald	2	0	0	0	-1	0	0	0	0	0	0	.0
29	*Denis Tsygurov	4	0	0	0	-1	4	0	0	0	0	4	.0
3	*Dean Melanson	5	0	0	0	-1	4	0	0	0	0	1	.0
31	Grant Fuhr	3	0	0	0	0	0	0	0	0	0	0	.0
35	Robb Stauber (LA)	1	0	0	0	0	0	0	0	0	0	0	.0
	(BUF)	6	0	0	0	0	0	0	0	0	0	0	.0
	(TOT)	7	0	0	0	0	0	0	0	0	0	0	.0
39	Dominik Hasek	41	0	0	0	0	2	0	0	0	0	0	.0

NO.	GOALTENDER	GP	MIN	AVG	W	L	T	EN	SO	GA	SA	PCT.	A	PIM
39	Dominik Hasek	41	2416	2.11	19	14	7	2	5	85	1221	.930	0	2
35	Robb Stauber	6	317	3.79	2	3	0	0	0	20	150	.867	0	0
31	Grant Fuhr	3	180	4.00	1	2	0	0	0	12	85	.859	0	0
	TEAM TOTALS	48	2920	2.45	22	19	7	2	5	119	1458	.918		

* - rookie

1995-96

REGULAR SEASON SCORES
(33-42-7, 5th place - Northeast Division)

Oct. 7	@ Ottawa	3-1	W
Oct. 9	@ Boston	3-5	L
Oct. 13	Anaheim	1-4	L
Oct. 15	New Jersey	3-4	L
Oct. 18	Edmonton	4-1	W
Oct. 20	N.Y. Rangers	1-3	L
Oct. 22	St. Louis	5-2	W
Oct. 24	@ Dallas	0-3	L
Oct. 27	@ Colorado	4-5	L
Oct. 29	@ Chicago	3-6	L
Nov. 1	Detroit	2-1	W
Nov. 3	Pittsburgh	3-3	T
Nov. 5	Winnipeg	3-4	L
Nov. 8	San Jose	7-2	W
Nov. 11	@ Florida	1-4	L
Nov. 12	@ Tampa Bay	6-4	W
Nov. 15	Dallas	2-1	W
Nov. 18	@ New Jersey	5-4	W
Nov. 19	Ottawa	6-0	W
Nov. 24	N.Y. Islanders	1-1	T
Nov. 25	@ Pittsburgh	3-5	L
Nov. 27	@ St. Louis	2-0	W
Nov. 29	@ N.Y. Rangers	3-5	L
Dec. 1	Hartford	2-1	W
Dec. 2	@ Boston	4-6	L
Dec. 7	@ Philadelphia	3-7	L
Dec. 8	Washington	2-2	T
Dec. 11	Tampa Bay	1-6	L
Dec. 13	Colorado	4-3	W
Dec. 15	N.Y. Rangers	5-4	W
Dec. 16	@ New Jersey	3-2	W
Dec. 20	Montreal	2-1	W
Dec. 22	Boston	2-3*	L
Dec. 23	@ Ottawa	4-2	W
Dec. 26	@ Pittsburgh	3-6	L
Dec. 27	Ottawa	3-4	L
Dec. 29	Chicago	2-5	L
Dec. 31	N.Y. Islanders	2-5	L
Jan. 5	Toronto	3-1	W
Jan. 6	@ Montreal	7-6	W
Jan. 10	@ Winnipeg	1-4	L
Jan. 12	@ Calgary	1-3	L
Jan. 13	@ Edmonton	4-5*	L
Jan. 17	Pittsburgh	0-1	L
Jan. 24	Hartford	4-2	W
Jan. 26	@ Washington	0-1	L
Jan. 27	@ Florida	3-6	L
Jan. 30	@ N.Y. Islanders	4-5*	L
Jan. 31	Florida	6-1	W
Feb. 3	@ Boston	2-4	L
Feb. 4	Tampa Bay	2-5	L
Feb. 7	Boston	2-1*	W
Feb. 8	@ Philadelphia	2-1	W
Feb. 10	@ Toronto	2-2	T
Feb. 14	Los Angeles	2-2	T
Feb. 16	New Jersey	2-2	T
Feb. 17	@ Hartford	1-2*	L
Feb. 21	Pittsburgh	6-3	W
Feb. 23	Philadelphia	7-2	W
Feb. 25	Florida	6-1	W
Feb. 28	@ Ottawa	3-2*	W
Mar. 1	@ N.Y. Rangers	3-3	T
Mar. 3	Vancouver	0-3	L
Mar. 6	@ Vancouver	2-5	L
Mar. 8	@ Anaheim	2-3*	L
Mar. 10	@ San Jose	4-6	L
Mar. 13	@ Los Angeles	6-2	W
Mar. 15	Calgary	1-3	L
Mar. 16	@ Hartford	1-2	L
Mar. 18	@ Montreal	2-3	L
Mar. 22	Montreal	1-4	L
Mar. 23	@ Pittsburgh	7-5	W
Mar. 27	@ Detroit	2-4	L
Mar. 29	Philadelphia	5-6*	L
Mar. 31	Boston	5-6	L
Apr. 1	@ Montreal	6-4	W
Apr. 3	Washington	1-5	L
Apr. 5	@ Tampa Bay	4-3	W
Apr. 6	@ N.Y. Islanders	0-3	L
Apr. 10	Ottawa	5-2	W
Apr. 13	@ Washington	3-2	W
Apr. 14	Hartford	4-1	W

* - overtime decision

REGULAR SEASON SCORING

NO.	PLAYER	GP	G	A	PTS	+/-	PIM	PP	SH	GW	GT	SHOTS	PCT.
16	Pat LaFontaine	76	40	51	91	8-	36	15	3	7	1	224	17.9
12	Randy Burridge	74	25	33	58	0	30	6	0	3	0	154	16.2
26	Derek Plante	76	23	33	56	4-	28	4	0	5	0	203	11.3
3	Garry Galley	78	10	44	54	2-	81	7	1	2	0	175	5.7
43	Jason Dawe	67	25	25	50	8-	33	8	1	0	2	130	19.2
10	Brad May	79	15	29	44	6	295	3	0	4	0	168	8.9
44	Alexei Zhitnik	80	6	30	36	25-	58	5	0	0	0	193	3.1
36	Matthew Barnaby	73	15	16	31	2-	335	0	0	0	0	131	11.5
27	Mike Peca	68	11	20	31	1-	67	4	3	1	0	109	10.1
13	Yuri Khmylev	66	8	20	28	12-	40	5	1	1	1	123	6.5
28	Donald Audette	23	12	13	25	0	18	8	0	1	0	92	13.0
19	*Brian Holzinger	58	10	10	20	21-	37	5	0	1	0	71	14.1
21	Mark Astley	60	2	18	20	12-	80	0	0	0	0	80	2.5
8	Darryl Shannon (WPG)	48	2	7	9	5	72	0	0	0	0	34	5.9
	(BUF)	26	2	6	8	10	20	0	0	0	0	25	8.0
	(TOT)	74	4	13	17	15	92	0	0	0	0	59	6.8
41	Dave Hannan	57	6	10	16	2	30	1	1	2	0	40	15.0
17	Brent Hughes	76	5	10	15	9-	148	0	0	0	0	56	8.9
34	*Mike Wilson	58	4	8	12	13	41	1	0	1	0	52	7.7
18	Michal Grosek (WPG)	1	0	0	0	1-	0	0	0	0	0	1	.0
	(BUF)	22	6	4	10	0	31	2	0	1	1	33	18.2
	(TOT)	23	6	4	10	1-	31	2	0	1	1	34	17.6
22	Charlie Huddy	52	5	5	10	5-	59	2	0	1	0	57	8.8
24	*Dane Jackson	22	5	4	9	3	41	0	0	1	0	20	25.0
32	Rob Ray	71	3	6	9	8-	287	0	0	0	1	21	14.3
25	Rob Conn	28	2	5	7	9-	18	0	0	0	0	36	5.6
8	Doug Bodger	16	0	5	5	6-	18	0	0	0	0	27	.0
33	Scott Pearson	27	4	0	4	4-	67	0	0	1	0	26	15.4
15	Dixon Ward	8	2	2	4	1	6	0	0	1	0	12	16.7
6	Doug Houda	38	1	3	4	3	52	0	0	0	0	21	4.8
5	Craig Muni	47	0	4	4	12-	69	0	0	0	0	25	.0
38	*Jay McKee	1	0	1	1	1	2	0	0	0	0	2	.0
4	*Bob Boughner	31	0	1	1	3	104	0	0	0	0	14	.0
39	Dominik Hasek	59	0	1	1	0	6	0	0	0	0	0	.0
9	*Vaclav Varada	1	0	0	0	0	0	0	0	0	0	2	.0
31	*Steve Shields	2	0	0	0	0	2	0	0	0	0	0	.0
45	*Scott Nichol	2	0	0	0	0	10	0	0	0	0	4	.0
76	*Wayne Primeau	2	0	0	0	0	0	0	0	0	0	0	.0
37	*Barrie Moore	3	0	0	0	0	0	0	0	0	0	3	.0
00	*Martin Biron	3	0	0	0	0	0	0	0	0	0	0	.0
37	*Curtis Brown	4	0	0	0	0	0	0	0	0	0	1	.0
1	John Blue	5	0	0	0	0	0	0	0	0	0	0	.0
4	Grant Jennings	6	0	0	0	1	28	0	0	0	0	3	.0
30	Andrei Trefilov	22	0	0	0	0	4	0	0	0	0	0	.0

NO.	GOALTENDER	GP	MIN	AVG	W	L	T	EN	SO	GA	SA	PCT.	A	PIM
39	Dominik Hasek	59	3417	2.83	22	30	6	5	2	161	2011	.920	1	6
31	*Steve Shields	2	75	3.20	1	0	0	0	0	4	32	.875	0	2
30	Andrei Trefilov	22	1094	3.51	8	8	1	2	0	64	660	.903	0	4
1	John Blue	5	255	3.53	2	2	0	1	0	15	137	.891	0	0
00	*Martin Biron	3	119	5.04	0	2	0	0	0	10	64	.844	0	0
	TEAM TOTALS	82	4976	3.16	33	42	7	8	2	262	2912	.910		

* - rookie

YEAR-BY-YEAR RESULTS

1996-97

REGULAR SEASON SCORES
(40-30-12, 1st place - Northeast Division)

Oct. 4	@ Edmonton	3-4	L	Jan. 9	@ Los Angeles	3-6	L
Oct. 6	@ Calgary	0-3	L	Jan. 10	@ Anaheim	2-5	L
Oct. 9	@ Vancouver	2-1	W	Jan. 12	@ Phoenix	3-2*	W
Oct. 12	Detroit	1-6	L	Jan. 15	@ N.Y. Islanders	2-1	W
Oct. 15	Tampa Bay	0-4	L	Jan. 20	Chicago	2-1	W
Oct. 17	Pittsburgh	4-1	W	Jan. 22	Montreal	6-1	W
Oct. 18	@ Washington	4-1	W	Jan. 24	Edmonton	1-3	L
Oct. 24	Montreal	6-3	W	Jan. 25	Hartford	1-5	L
Oct. 26	Hartford	6-3	W	Jan. 29	Pittsburgh	3-1	W
Oct. 27	@ N.Y. Rangers	4-6	L	Jan. 31	Dallas	3-1	W
Oct. 30	@ Dallas	0-2	L	Feb. 2	Washington	2-2	T
Nov. 1	@ St. Louis	4-2	W	Feb. 4	@ Philadelphia	1-1	T
Nov. 2	@ Colorado	0-0	T	Feb. 6	Florida	1-1	T
Nov. 7	Philadelphia	2-5	L	Feb. 8	@ Tampa Bay	3-1	W
Nov. 9	@ Hartford	3-4*	L	Feb. 9	Ottawa	2-1	W
Nov. 11	Florida	3-2*	W	Feb. 12	Montreal	2-2	T
Nov. 12	@ Pittsburgh	0-3	L	Feb. 16	San Jose	6-2	W
Nov. 14	Colorado	5-4	W	Feb. 18	Calgary	5-5	T
Nov. 19	@ Toronto	3-4	L	Feb. 21	N.Y. Islanders	5-2	W
Nov. 21	Toronto	6-3	W	Feb. 23	Boston	5-1	W
Nov. 23	@ Boston	3-2*	W	Feb. 27	@ New Jersey	1-4	L
Nov. 26	@ Florida	3-4	L	Mar. 1	@ Ottawa	3-1	W
Nov. 27	@ Tampa Bay	3-0	W	Mar. 5	Pittsburgh	4-2	W
Nov. 29	Ottawa	3-0	W	Mar. 8	@ Montreal	3-3	T
Nov. 30	@ N.Y. Islanders	3-2	W	Mar. 9	New Jersey	1-4	L
Dec. 4	Vancouver	6-7*	L	#Mar. 11	Philadelphia	3-2*	W
Dec. 6	Anaheim	1-1	T	Mar. 15	@ Philadelphia	7-5	W
Dec. 7	@ Hartford	4-6	L	##Mar. 17	Boston	5-1	W
Dec. 11	@ Montreal	3-2*	W	Mar. 18	@ Pittsburgh	3-5	L
Dec. 13	N.Y. Rangers	0-3	L	Mar. 21	@ Washington	4-1	W
Dec. 14	@ Boston	4-0	W	Mar. 22	@ Florida	2-3	L
Dec. 18	Tampa Bay	5-3	W	Mar. 26	N.Y. Islanders	2-3*	L
Dec. 20	Los Angeles	6-2	W	Mar. 28	@ Detroit	1-2*	L
Dec. 21	@ Ottawa	3-2	W	Mar. 30	@ Chicago	2-3	L
Dec. 23	@ New Jersey	0-0	T	Apr. 1	@ N.Y. Rangers	1-1	T
Dec. 26	Hartford	5-1	W	Apr. 2	Ottawa	0-2	L
Dec. 28	@ Pittsburgh	0-2	L	Apr. 4	N.Y. Rangers	5-1	W
Dec. 31	New Jersey	6-5	W	Apr. 7	@ Hartford	2-4	L
Jan. 3	St. Louis	2-2	T	Apr. 10	@ Boston	5-1	W
Jan. 5	Phoenix	5-1	W	Apr. 12	@ Ottawa	0-1	L
Jan. 7	@ San Jose	1-1	T	Apr. 13	Washington	3-8	L

* - overtime decision
# - rescheduled from March 16
- rescheduled from November 16

REGULAR SEASON SCORING

NO.	PLAYER	GP	G	A	PTS	+/-	PIM	PP	SH	GW	GT	SHOTS	PCT.
26	Derek Plante	82	27	26	53	14	24	5	0	6	1	191	14.1
19	Brian Holzinger	81	22	29	51	9	54	2	2	6	0	142	15.5
28	Donald Audette	73	28	22	50	6-	48	8	0	5	1	182	15.4
27	Michael Peca	79	20	29	49	26	80	5	6	4	0	137	14.6
17	Jason Dawe	81	22	26	48	14	32	4	1	3	0	136	16.2
15	Dixon Ward	79	13	32	45	17	36	1	2	4	0	93	14.0
36	Matthew Barnaby	68	19	24	43	16	249	2	0	1	0	121	15.7
81	Miroslav Satan (EDM)	64	17	11	28	4-	22	5	0	2	0	90	18.9
	(BUF)	12	8	2	10	1	4	2	0	1	0	29	27.6
	(TOT)	76	25	13	38	3-	26	7	0	3	0	119	21.0
3	Garry Galley	71	4	34	38	10	102	1	1	1	0	84	4.8
18	Michal Grosek	82	15	21	36	25	71	1	0	2	1	117	12.8
44	Alexei Zhitnik	80	7	28	35	10	95	3	1	0	1	170	4.1
12	Randy Burridge	55	10	21	31	17	20	1	3	0	0	85	11.8
42	Richard Smehlik	62	11	19	30	19	43	2	0	1	0	100	11.0
8	Darryl Shannon	82	4	19	23	23	112	1	0	1	0	94	4.3
4	Mike Wilson	77	2	9	11	13	51	0	0	1	0	57	3.5
32	Rob Ray	82	7	3	10	3	286	0	0	1	0	45	15.6
74	*Jay McKee	43	1	9	10	3	35	0	0	0	0	29	3.4
16	Pat LaFontaine	13	2	6	8	8-	4	1	0	0	0	38	5.3
38	*Barrie Moore	31	2	6	8	1	18	1	0	0	0	42	4.8
6	Bob Boughner	77	1	7	8	12	225	0	0	0	0	34	2.9
37	*Curtis Brown	28	4	3	7	4	18	0	0	1	0	31	12.9
10	Brad May	42	3	4	7	8-	106	1	0	1	0	75	4.0
93	Anatoli Semenov	25	2	4	6	3-	2	1	0	1	0	21	9.5
76	*Wayne Primeau	45	2	4	6	2-	64	1	0	0	0	25	8.0
5	Ed Ronan	18	1	4	5	4	11	0	0	0	0	10	10.0
39	Dominik Hasek	67	0	3	3	0	30	0	0	0	0	0	.0
22	Charlie Huddy	1	0	0	0	1-	0	0	0	0	0	0	.0
40	*Rumun Ndur	2	0	0	0	1	2	0	0	0	0	0	.0
30	Andrei Trefilov	3	0	0	0	0	0	0	0	0	0	0	.0
25	*Vaclav Varada	5	0	0	0	0	2	0	0	0	0	2	.0
31	*Steve Shields	13	0	0	0	0	4	0	0	0	0	0	.0

NO.	GOALTENDER	GP	MIN	AVG	W	L	T	EN	SO	GA	SA	PCT.	A	PIM
39	Dominik Hasek	67	4037	2.27	37	20	10	3	5	153	2177	.930	3	30
31	*Steve Shields	13	789	2.97	3	8	2	2	0	39	447	.913	0	4
30	Andrei Trefilov	3	159	3.77	0	2	0	1	0	10	98	.898	0	0
	TEAM TOTALS	82	5003	2.49	40	30	12	6	5	208	2728	.924		

* - rookie

1997-98

REGULAR SEASON SCORES
(36-29-17, 3rd place - Northeast Division)

Oct. 1	@ St. Louis	3-1	W	Jan. 8	@ Los Angeles	2-2	T
Oct. 3	@ Washington	2-6	L	Jan. 10	@ San Jose	2-5	L
Oct. 5	@ Tampa Bay	1-1	T	Jan. 14	@ Toronto	4-1	W
Oct. 7	Dallas	2-4	L	Jan. 15	Vancouver	6-2	W
Oct. 9	Washington	5-2	W	Jan. 20	@ Philadelphia	0-3	L
Oct. 11	@ New Jersey	2-3	L	Jan. 21	Carolina	2-1	W
Oct. 15	@ Carolina	3-3	T	Jan. 23	Tampa Bay	4-1	W
Oct. 17	Montreal	1-5	L	Jan. 27	St. Louis	3-3	T
Oct. 19	@ Chicago	2-5	L	Jan. 30	Phoenix	3-3	T
Oct. 22	Calgary	4-1	W	Feb. 1	@ Florida	5-2	W
Oct. 26	@ Phoenix	1-6	L	Feb. 2	@ Tampa Bay	7-3	W
Oct. 28	@ Colorado	2-3	L	Feb. 4	Boston	2-2	T
Oct. 31	@ Carolina	3-2*	W	Feb. 6	Pittsburgh	2-2	T
Nov. 1	@ Florida	4-3*	W	Feb. 7	@ Montreal	4-1	W
Nov. 6	Florida	2-4	L	Feb. 25	Toronto	2-2	T
Nov. 8	@ Pittsburgh	2-2	T	Feb. 26	@ Boston	1-1	T
Nov. 10	Edmonton	4-4	T	Mar. 1	@ Washington	3-0	W
Nov. 13	Washington	2-3	L	Mar. 2	@ N.Y. Rangers	1-0	W
Nov. 15	New Jersey	2-3	L	Mar. 6	N.Y. Islanders	2-4	L
Nov. 20	@ Boston	5-0	W	Mar. 7	@ Montreal	2-1	W
Nov. 22	N.Y. Islanders	6-1	W	Mar. 10	@ N.Y. Islanders	2-2	T
Nov. 24	@ Pittsburgh	1-5	L	Mar. 12	San Jose	3-1	W
Nov. 26	Philadelphia	1-3	L	Mar. 14	@ Pittsburgh	1-2	L
Nov. 28	N.Y. Rangers	3-3	T	Mar. 15	Pittsburgh	3-0	W
Dec. 1	@ Philadelphia	1-1	T	Mar. 17	Chicago	3-5	L
Dec. 3	Anaheim	4-0	W	Mar. 19	Florida	6-1	W
Dec. 5	Tampa Bay	4-0	W	Mar. 21	Boston	1-2	L
Dec. 6	@ Ottawa	0-3	L	Mar. 24	@ Calgary	2-0	W
Dec. 11	@ Boston	1-2	L	Mar. 26	@ Vancouver	5-2	W
Dec. 12	Carolina	3-2*	W	Mar. 27	@ Edmonton	1-0	W
Dec. 15	@ Dallas	4-8	L	Mar. 29	@ Detroit	2-4	L
Dec. 17	@ N.Y. Islanders	0-4	L	Apr. 1	Los Angeles	4-0	W
Dec. 19	Montreal	1-0	W	Apr. 3	Boston	5-4	W
Dec. 21	@ N.Y. Rangers	2-0	W	Apr. 5	Ottawa	0-1	L
Dec. 23	Detroit	1-3	L	Apr. 8	Carolina	3-1	W
Dec. 26	N.Y. Rangers	3-0	W	Apr. 10	Montreal	2-1	W
Dec. 27	@ Carolina	1-4	L	Apr. 11	@ Ottawa	4-4	T
Dec. 29	New Jersey	1-3	L	Apr. 13	Philadelphia	2-1	W
Dec. 31	Ottawa	3-0	W	Apr. 15	@ New Jersey	4-5*	L
Jan. 2	Colorado	2-2	T	Apr. 18	@ Montreal	3-3	T
Jan. 7	@ Anaheim	3-2	W	Apr. 19	Ottawa	1-2	L

* - overtime decision

REGULAR SEASON SCORING

NO.	PLAYER	GP	G	A	PTS	+/-	PIM	PP	SH	GW	GT	SHOTS	PCT.
81	Miroslav Satan	79	22	24	46	2	34	9	0	4	0	139	15.8
44	Alexei Zhitnik	78	15	30	45	19	102	2	3	3	2	191	7.9
28	Donald Audette	75	24	20	44	10	59	10	0	5	1	198	12.1
27	Michael Peca	61	18	22	40	12	57	6	5	1	1	132	13.6
17	Jason Dawe (BUF)	68	19	17	36	10	36	4	1	3	1	115	16.5
	(NYI)	13	1	2	3	2-	6	0	0	0	0	19	5.3
	(TOT)	81	20	19	39	8	42	4	1	3	1	134	14.9
19	Brian Holzinger	69	14	21	35	2-	36	4	2	1	1	116	12.1
5	Jason Woolley	71	9	26	35	8	35	3	0	2	1	129	7.0
26	Derek Plante	72	13	21	34	8	26	5	0	1	0	150	8.7
18	Michal Grosek	67	10	20	30	9	60	2	0	1	0	114	8.8
80	Geoff Sanderson (CAR)	40	7	10	17	4-	14	2	0	0	1	96	7.3
	(VAN)	9	0	3	3	1-	4	0	0	0	0	29	.0
	(BUF)	26	4	5	9	6	20	0	0	2	0	72	5.6
	(TOT)	75	11	18	29	1	38	2	0	2	1	197	5.6
36	Matthew Barnaby	72	5	20	25	8	289	0	0	2	0	96	5.2
37	Curtis Brown	63	12	12	24	11	34	1	1	2	1	91	13.2
10	Brad May (BUF)	36	4	7	11	2	113	0	0	0	0	41	9.8
	(VAN)	27	9	3	12	0	41	4	0	2	0	56	16.1
	(TOT)	63	13	10	23	2	154	4	0	2	0	97	13.4
15	Dixon Ward	71	10	13	23	9	42	0	2	3	1	99	10.1
8	Darryl Shannon	76	3	19	22	26	56	1	0	1	0	85	3.5
42	Richard Smehlik	72	3	17	20	11	62	0	1	0	0	90	3.3
74	Jay McKee	56	1	13	14	1-	42	0	0	0	0	55	1.8
22	Wayne Primeau	69	6	6	12	9	87	2	0	1	0	51	11.8
25	*Vaclav Varada	27	5	6	11	0	15	0	0	1	1	27	18.5
12	Randy Burridge	30	4	6	10	0	0	1	0	1	0	40	10.0
24	Paul Kruse (NYI)	62	6	1	7	12-	138	0	0	2	1	44	13.6
	(BUF)	12	1	1	2	1	49	0	0	0	0	8	12.5
	(TOT)	74	7	2	9	11-	187	0	0	2	1	52	13.5
4	Mike Wilson	66	4	4	8	13	48	0	0	1	0	52	7.7
32	Rob Ray	63	2	4	6	2	234	1	0	1	0	19	10.5
9	*Erik Rasmussen	21	2	3	5	2	14	0	0	0	0	28	7.1
6	Bob Boughner	69	1	3	4	5	165	0	0	0	0	26	3.8
39	Dominik Hasek	72	0	2	2	0	12	0	0	0	0	0	.0
40	*Rumun Ndur	1	0	0	0	1-	2	0	0	0	0	0	.0
21	Mike Hurlbut	3	0	0	0	1-	2	0	0	0	0	3	.0
45	*Scott Nichol	3	0	0	0	0	4	0	0	0	0	5	.0
31	*Steve Shields	16	0	0	0	0	17	0	0	0	0	0	.0

NO.	GOALTENDER	GP	MIN	AVG	W	L	T	EN	SO	GA	SA	PCT.	A	PIM
39	Dominik Hasek	72	4220	2.09	33	23	13	3	13	147	2149	.932	2	12
31	*Steve Shields	16	785	2.83	3	6	4	0	0	37	408	.909	0	17
	TEAM TOTALS	82	5019	2.24	36	29	17	3	13	187	2560	.927		

* - rookie

1998-99

REGULAR SEASON SCORES
(37-28-17, 4th place - Northeast Division)

Oct. 10	@ Dallas	1-4	L	Jan. 18	@ Florida	4-0	W
Oct. 12	@ Colorado	3-0	W	Jan. 19	@ Tampa Bay	1-2	L
Oct. 16	Florida	2-2	T	Jan. 26	Phoenix	1-1	T
Oct. 17	@ Montreal	4-3	W	Jan. 28	Nashville	2-4	L
Oct. 23	Washington	0-1	L	Jan. 30	Los Angeles	4-1	W
Oct. 24	@ N.Y. Islanders	4-5	L	Feb. 2	@ Pittsburgh	3-5	L
Oct. 27	@ N.Y. Rangers	0-0	T	Feb. 3	Colorado	3-5	L
Oct. 30	Toronto	4-1	W	Feb. 6	@ Montreal	2-3	L
Oct. 31	@ Toronto	6-3	W	Feb. 7	@ Washington	1-3	L
Nov. 3	Boston	4-2	W	Feb. 9	@ Ottawa	1-1	T
Nov. 7	@ Philadelphia	2-2	T	Feb. 11	Montreal	5-2	W
Nov. 10	Ottawa	2-2	T	Feb. 13	N.Y. Islanders	2-2	T
Nov. 12	@ Washington	2-0	W	Feb. 15	Carolina	3-2	W
Nov. 14	Chicago	6-1	W	Feb. 17	Toronto	2-3 *	L
Nov. 20	Toronto	4-1	W	Feb. 19	San Jose	4-2	W
Nov. 21	@ Toronto	1-2	L	Feb. 21	Detroit **	4-4	T
Nov. 25	N.Y. Rangers	4-2	W	Feb. 24	@ Calgary	2-2	T
Nov. 28	@ Florida	2-6	L	Feb. 26	@ Edmonton	3-6	L
Nov. 29	@ Tampa Bay	6-3	W	Feb. 28	@ Vancouver	2-0	W
Dec. 2	Florida	2-1	W	Mar. 3	Edmonton	3-5	L
Dec. 4	Philadelphia	3-0	W	Mar.	Dallas	2-1	W
Dec. 5	@ Nashville	3-1	W	Mar. 7	Philadelphia	1-1	T
Dec. 8	@ St. Louis	2-2	T	Mar. 8	@ Carolina	1-4	L
Dec. 11	N.Y. Rangers	2-0	W	Mar. 11	Tampa Bay	2-5	L
Dec. 12	@ Boston	4-1	W	Mar. 13	Boston	3-1	W
Dec. 18	Montreal	4-2	W	Mar. 15	N.Y. Islanders	2-1	W
Dec. 19	Carolina	2-3	L	Mar. 19	@ N.Y. Rangers	3-2 *	W
Dec. 21	@ Carolina	4-1	W	Mar. 23	@ New Jersey	1-1	T
Dec. 23	Tampa Bay	2-0	W	Mar. 24	@ Detroit	1-2	L
Dec. 26	@ New Jersey	2-0	W	Mar. 27	@ Pittsburgh	1-1	T
Dec. 28	New Jersey	4-7	L	Mar. 28	Pittsburgh	4-3 *	W
Dec. 30	Ottawa	2-3*	L	Mar. 31	@ Chicago	1-2	L
Jan. 1	Anaheim	2-7	L	Apr. 3	@ Montreal	1-2	L
Jan. 2	Calgary	7-1	W	Apr. 5	Pittsburgh	3-1	W
Jan. 6	@ Anaheim	3-2 *	W	Apr. 6	@ N.Y. Islanders	4-3	W
Jan. 7	@ Los Angeles	2-4	L	Apr. 9	Florida	3-1	W
Jan. 9	@ San Jose	2-2	T	Apr. 10	@ Ottawa	1-1	T
Jan. 11	@ Phoenix	0-1	L	Apr. 13	@ Philadelphia	2-2	T
Jan. 13	St. Louis	2-4	L	Apr. 14	New Jersey	1-2	L
Jan. 15	Boston #	2-1	W	Apr. 17	@ Boston	1-2 *	L
Jan. 16	@ Ottawa	1-1	T	Apr. 18	Washington	3-0	W

* - overtime decision

REGULAR SEASON SCORING

NO.	PLAYER	GP	G	A	PTS	+/-	PIM	PP	SH	GW	GT	SHOTS	PCT.
81	Miroslav Satan	81	40	26	66	24	44	13	3	6	1	208	19.2
27	Michael Peca	82	27	29	56	7	81	10	0	8	1	199	13.6
18	Michal Grosek	76	20	30	50	21	102	4	0	3	1	140	14.3
37	Curtis Brown	78	16	31	47	23	56	5	1	3	3	128	12.5
15	Dixon Ward	78	20	24	44	10	44	2	1	4	1	101	19.8
90	Joe Juneau(Wsh)	63	14	27	41	3-	20	2	1	3	0	142	9.9
	(Buf)	9	1	1	2	1-	2	0	0	0	0	8	12.5
	(Total)	72	15	28	43	4-	22	2	1	3	0	150	10.0
5	Jason Woolley	80	10	33	43	16	62	4	0	2	1	154	6.5
41	Stu Barnes (Pit)	64	20	12	32	12-	20	13	0	3	0	155	12.9
	(Buf)	18	0	4	4	1	10	0	0	0	0	25	.0
	(Total)	81	20	16	36	11-	30	13	0	3	0	180	11.1
19	Brian Holzinger	81	17	17	34	2	45	5	0	2	0	143	11.9
44	Alexei Zhitnik	81	7	26	33	6-	96	3	1	2	0	185	3.8
25	Vaclav Varada	72	7	24	31	11	61	1	0	1	0	123	5.7
80	Geoff Sanderson	75	12	18	30	8	22	1	0	1	0	155	7.7
8	Darryl Shannon	71	3	12	15	28	52	1	0	0	1	80	3.8
42	Richard Smehlik	72	3	11	14	9-	44	0	0	0	0	61	4.9
22	Wayne Primeau	67	5	8	13	6-	38	0	0	0	1	55	9.1
9	*Erik Rasmussen	42	3	7	10	6	37	0	0	0	0	40	7.5
3	James Patrick	45	1	7	8	12	16	0	0	0	0	31	3.2
4	Rhett Warrener												
	(Fla)	48	0	7	7	1-	64	0	0	0	0	33	.0
	(Buf)	13	1	0	1	3	20	0	0	0	0	11	9.1
	(Total)	61	1	7	8	2	84	0	0	0	0	44	2.3
74	Jay McKee	72	0	6	6	20	75	0	0	0	0	57	.0
17	Randy Cunneyworth	14	2	2	4	1	0	0	0	1	0	12	16.7
32	Rob Ray	76	0	4	4	2-	261	0	0	0	0	23	.0
24	Paul Kruse	43	3	0	3	0	114	0	0	0	0	33	9.1
34	*J-Luc Grand-Pierre	16	0	1	1	0	17	0	0	0	0	11	.0
21	Mike Hurlbut	1	0	0	0	2	0	0	0	0	0	2	.0
46	*Dean Sylvester	1	0	0	0	1-	0	0	0	0	0	1	.0
83	*Domenic Pitts	3	0	0	0	0	2	0	0	0	0	1	.0
29	*Jason Holland	3	0	0	0	1-	8	0	0	0	0	2	.0
6	*Cory Sarich	4	0	0	0	3	0	0	0	0	0	2	.0
43	*Martin Biron	6	0	0	0	0	0	0	0	0	0	0	.0
30	Dwayne Roloson	18	0	0	0	0	4	0	0	0	0	0	.0
39	Dominik Hasek	64	0	0	0	0	14	0	0	0	0	0	.0

NO.	GOALTENDER	GP	MIN	AVG	W	L	T	EN	SO	GA	SA	SV PCT.		A	PIM
39	Dominik Hasek	64	3817	1.87	30	18	14	2	9	119	1877	.937	0	0	14
43	*Martin Biron	6	281	2.14	1	2	1	1	0	10	120	.917	0	0	0
30	Dwayne Roloson	18	911	2.77	6	8	2	1	1	42	460	.909	0	0	4
	BUF TOTALS	82	5020	2.09	37	28	17	4	10	175	2461	.929			

* - rookie

1999-00

REGULAR SEASON SCORES
(35-36-11-4, 3rd place - Northeast Division)

Oct. 2	@ Detroit	0-2	L	Jan. 8	@ Ottawa	7-4	W
Oct. 8	Washington	2-3	L	Jan. 13	@ Boston	0-0	T
Oct. 9	@ Atlanta	5-5	T	Jan. 14	Montreal	1-2	L
Oct. 11	Phoenix	2-2	T	Jan. 17	@ Anaheim	5-0	W
Oct. 16	@ Montreal	1-2	L	Jan. 18	@ Los Angeles	3-5	L
Oct. 17	@ Philadelphia	2-5	L	Jan. 20	@ Phoenix	1-2	L
Oct. 20	Nashville	3-4	L	Jan. 22	@ Carolina	1-4	L
Oct. 22	Carolina	7-3	W	Jan. 25	Tampa Bay	2-1	W
Oct. 23	@ Ottawa	0-4	L	Jan. 28	Ottawa	1-0	W
Oct. 27	Tampa Bay	4-3	W	Jan. 29	@ Boston	0-1	L
Oct. 29	Florida	3-2*	W	Feb. 1	Anaheim	2-2	T
Oct. 30	@ Boston	0-3	L	Feb. 3	Ottawa	4-2	W
Nov. 3	@ Dallas	3-1	W	Feb. 8	@ Colorado	2-0	W
Nov. 4	@ Chicago	5-4*	W	Feb. 10	@ Nashville	2-1*	W
Nov. 6	@ N.Y. Islanders	2-1	W	Feb. 12	@ Philadelphia	2-3	L
Nov. 10	Boston	6-2	W	Feb. 13	Edmonton	2-2	T
Nov. 12	@ Tampa Bay	2-4	L	Feb. 16	@ Pittsburgh	1-1	T
Nov. 13	@ Florida	1-3	L	Feb. 17	Vancouver	1-2	L
Nov. 16	@ Pittsburgh	2-3	L	Feb. 19	Los Angeles	4-1	W
Nov. 19	@ Atlanta	4-0	W	Feb. 21	New Jersey	3-2	W
Nov. 20	Atlanta	4-3	W	Feb. 25	N.Y. Rangers	3-6	L
Nov. 24	Washington	5-2	W	Feb. 26	@ Toronto	2-5	L
Nov. 26	St. Louis	0-2	L	Feb. 28	@ Florida	5-2	W
Nov. 28	@ Tampa Bay	3-2 *	W	Mar. 1	@ N.Y. Rangers	3-3	T
Nov. 30	Pittsburgh	1-4	L	Mar. 4	@ N.Y. Islanders	2-4	L
Dec. 2	Philadelphia	2-4	L	Mar. 5	@ Washington	1-2	L
Dec. 4	N.Y. Rangers	1-1	T	Mar. 8	Boston	2-1*	W
Dec. 6	@ Toronto	2-3 *	L	Mar. 10	Montreal	2-3	L
Dec. 8	Ottawa	0-0	T	Mar. 12	N.Y. Islanders	4-2	W
Dec. 10	Chicago	2-1	W	Mar. 15	@ San Jose	5-6*	L
Dec. 14	Philadelphia	3-1	W	Mar. 16	@ Vancouver	3-6	L
Dec. 17	Florida	2-4	L	Mar. 18	@ Calgary	5-1	W
Dec. 18	@ N.Y. Islanders	2-2	T	Mar. 20	Montreal	4-1	W
Dec. 21	@ N.Y. Rangers	3-1	W	Mar. 23	Calgary	4-2	W
Dec. 23	Colorado	2-1	W	Mar. 27	@ Carolina	5-1	W
Dec. 27	@ New Jersey	1-4	L	Mar. 31	Carolina	1-3	L
Dec. 28	Detroit	2-7	L	Apr. 1	@ Montreal	2-0	W
Jan. 1	Toronto	8-1	W	Apr. 3	Toronto	3-2	W
Jan. 3	@ Toronto	2-6	L	Apr. 6	@ New Jersey	5-0	W
Jan. 4	Atlanta	4-5	L	Apr. 7	Pittsburgh	1-2*	L
Jan. 6	New Jersey	3-6	L	Apr. 9	@ Washington	1-1	T

* - overtime decision

REGULAR SEASON SCORING

NO.	PLAYER	GP	G	A	PTS	+/-	PIM	PP	SH	GW	GT	SHOTS	PCT.
93	Doug Gilmour	74	25	48	73	9-	63	10	0	3	1	113	22.1
81	Miroslav Satan	81	33	34	67	16	32	5	3	5	1	265	12.5
37	Curtis Brown	74	22	29	51	19	42	5	0	4	1	149	14.8
77	Chris Gratton	72	15	34	49	23-	136	4	0	1	1	202	7.4
41	Stu Barnes	82	20	25	45	3-	16	8	2	2	0	137	14.6
27	Michael Peca	73	20	21	41	6	67	2	0	3	0	144	13.9
25	Vaclav Varada	76	10	27	37	12	62	0	0	0	0	140	7.1
61	*Maxim Afinogenov	65	16	18	34	4-	41	2	0	2	0	128	12.5
5	Jason Wooley	74	8	25	33	14	52	2	0	2	0	113	7.1
29	Vladimir Tsyplakov	63	12	20	32	23	14	1	0	2	0	76	15.8
8	Geoff Sanderson	67	13	13	26	4	22	4	0	3	0	136	9.6
15	Dixon Ward	71	11	9	20	1	41	1	2	2	0	101	10.9
74	Jay McKee	78	5	12	17	5	50	1	0	1	0	84	6.0
9	Erik Rasmussen	67	8	6	14	1	43	0	0	2	0	76	10.5
3	James Patrick	66	5	8	13	8	22	0	0	3	0	40	12.5
44	Alexei Zhitnik	74	2	11	13	6-	95	1	0	0	0	139	1.4
42	Richard Smehlik	64	2	9	11	13	50	0	0	0	0	67	3.0
51	*Brian Campbell	12	1	4	5	2-	4	0	0	0	0	10	10.0
32	Rob Ray	69	1	3	4	0	158	0	0	0	0	17	5.9
4	Rhett Warrener	61	0	3	3	18	89	0	0	0	0	68	.0
16	Chris Taylor	11	1	1	2	2-	2	0	0	0	0	15	6.7
55	*Denis Hamel	3	1	0	1	1-	0	0	0	0	0	3	33.3
12	*Domenic Pittis	7	1	0	1	1	6	0	0	0	0	6	16.7
20	*Jason Holland	9	0	1	1	0	0	0	0	0	0	8	.0
39	Dominik Hasek	35	0	1	1	0	12	0	0	0	0	0	.0
20	Doug Houda	1	0	0	0	0	12	0	0	0	0	0	.0
21	Mike Hurlbut	1	0	0	0	1	2	0	0	0	0	1	.0
64	David Moravec	1	0	0	0	1-	0	0	0	0	0	2	.0
45	*Dmitri Kalinin	4	0	0	0	0	4	0	0	0	0	3	.0
24	Paul Kruse	11	0	0	0	2-	43	0	0	0	0	7	.0
34	*J-Luc Grand-Pierre	11	0	0	0	1-	15	0	0	0	0	10	.0
30	Dwayne Roloson	14	0	0	0	0	0	0	0	0	0	0	.0
43	*Marttin Biron	41	0	0	0	0	6	0	0	0	0	0	.0

NO.	GOALTENDER	GP	MIN	AVG	W	L	T	EN	SO	GA	SA	SV PCT.		A	PIM
39	Dominik Hasek	35	2066	2.21	15	11	6	2	3	76	937	.919	0	1	12
43	*Martin Biron	41	2229	2.42	19	18	2	2	5	90	988	.909	0	0	6
30	Dwyane Roloson	14	677	2.84	1	7	3	2	0	32	277	.884	0	0	0
	BUF TOTALS	82	5020	2.09	37	28	17	4	10	175	2461	.929			

* - rookie

2000-01

REGULAR SEASON SCORES
(35-36-11-4, 3rd place - Northeast Division)

10/5	Chicago	4-2	W	1/11	@ Los Angeles	2-3	L
10/7	Los Angeles	5-3	W	1/12	@ Anaheim	4-0	W
10/13	@ Edmonton	2-3	L	1/16	Tampa Bay	3-1	W
10/14	@ Vancouver	0-4	L	1/19	Florida	1-0	W
10/17	@ Montreal	3-4	L	1/20	@ Toronto	0-2	L
10/20	Anaheim	2-2	T	1/23	Columbus	1-2	L
10/21	@ Detroit	4-5*	L	1/26	Boston	1-2	L
10/25	Carolina	4-1	W	1/27	@ NY Islanders	2-1	W
10/27	Toronto	2-1	W	1/31	@ Florida	2-5	L
10/28	@ Chicago	3-1	W	2/1	@Tampa Bay	2-4	L
11/3	Montreal	5-4	W	2/6	@ NY Rangers	6-3	W
11/4	@ Philadelphia	0-3	L	2/7	NY Islanders	2-1*	W
11/9	NY Islanders	3-0	W	2/10	@ Ottawa	2-1*	W
11/11	@ New Jersey	4-0	W	2/11	Montreal	3-4	L
11/13	Calgary	3-2*	W	2/13	@ Atlanta	4-5	L
11/15	Dallas	2-2	T	2/15	Atlanta	3-1	W
11/17	Minnesota	3-1	W	2/17	New Jersey	5-1	W
11/18	@ St. Louis	1-4	L	2/19	Ottawa	2-0	W
11/22	Philadelphia	1-3	L	2/22	@ New Jersey	1-0	W
11/24	NY Rangers	3-2	W	2/23	Phoenix	3-7	L
11/25	@ Montreal	5-3	W	2/25	Tampa Bay	5-4	W
11/28	@ Ottawa	1-3	L	2/27	@ Ottawa	4-1	W
12/1	Pittsburgh	4-6	L	3/1	@ Philadelphia	0-2	L
12/2	@ Pittsburgh	3-2	W	3/3	@ Colorado	3-2*	W
12/5	@ Montreal	3-2	W	3/4	@ Dallas	1-4	L
12/7	New Jersey #	5-2	W	3/6	@ Boston	3-1	W
12/8	@ NY Rangers	2-5	L	3/9	Edmonton	0-4	L
12/12	@ Boston	3-0	W	3/14	NY Rangers	6-3	W
12/15	@ Carolina	2-5	L	3/16	Vancouver	4-2	W
12/16	Florida	3-2	W	3/17	@ Washington	3-2	W
12/20	@ Washington	2-2	T	3/20	Toronto	3-0	W
12/21	Washington	1-3	L	3/21	@ Carolina	0-1	L
12/23	San Jose	5-2	W	3/24	Carolina	3-1	W
12/26	Pittsburgh	3-5	L	3/26	@ Atlanta	4-0	W
12/29	Ottawa	2-0	W	3/27	@ Pittsburgh	1-4	L
12/30	@ NY Islanders	2-0	W	3/30	Atlanta	4-0	W
1/1	Boston	3-4	L	4/1	@ Tampa Bay	4-2	W
1/3	@ Toronto	1-1	T	4/2	@ Florida	5-3	W
1/5	Toronto	3-3	T	4/4	Boston	2-3	L
1/6	@ Nashville	2-0	W	4/6	Washington	2-1	W
1/9	@ San Jose	1-2	L	4/8	Philadelphia	1-2	L

* - overtime decision

REGULAR SEASON SCORING

NO.	PLAYER	GP	G	A	PTS	+/-	PIM	PP	SH	GW	GT	SHOTS	PCT.
28	Donald Audette	76	34	45	79	2-	76	14	1	3	2	225	15.1
81	Miroslav Satan	82	29	33	62	5	36	8	2	4	1	206	14.1
57	Steve Heinze	79	27	27	54	13-	46	15	0	4	0	144	18.8
17	J.P. Dumont	79	23	28	51	1	54	9	0	5	0	156	14.7
41	Stu Barnes	75	19	24	43	2-	26	3	2	5	0	160	11.9
77	Chris Gratton	82	19	21	40	0	102	5	0	5	1	156	12.2
93	Doug Gilmour	71	7	31	38	3	70	4	0	0	0	91	7.7
44	Alexei Zhitnik	78	8	29	37	3-	75	5	0	1	1	149	5.4
61	Maxim Afinogenov	78	14	22	36	1	40	3	0	5	0	190	7.4
52	Dave Andreychuk	74	20	13	33	0	32	8	0	4	0	119	16.8
37	Curtis Brown	70	10	22	32	15	34	2	1	0	0	105	9.5
9	Erik Rasmussen	82	12	19	31	0	51	1	0	3	0	95	12.6
25	Vaclav Varada	75	10	21	31	2-	81	2	0	2	0	112	8.9
5	Jason Woolley	67	5	18	23	0	46	4	0	3	0	92	5.4
45	*Dmitri Kalinin	79	4	18	22	2-	38	2	0	0	0	88	4.5
4	Rhett Warrener	77	3	16	19	10	78	0	0	2	0	103	2.9
42	Richard Smehlik	56	3	12	15	6	4	0	0	1	0	40	7.5
29	Vladimir Tsyplakov	36	7	7	14	2	10	0	0	0	0	39	17.9
3	James Patrick	54	4	9	13	9	12	1	0	0	0	48	8.3
55	*Denis Hamel	41	8	3	11	2-	22	1	1	3	0	55	14.5
74	Jay McKee	74	1	10	11	9	76	0	0	0	0	62	1.6
32	Rob Ray	63	4	6	10	2	210	0	0	1	0	33	12.1
26	*Eric Boulton	35	1	2	3	1-	94	0	0	0	0	20	5.0
39	Dominik Hasek	67	0	3	3	0	22	0	0	0	0	0	.0
16	Chris Taylor	14	0	2	2	1	6	0	0	0	0	21	.0
35	*Mika Noronen	2	0	0	0	0	0	0	0	0	0	0	.0
51	*Brian Campbell	8	0	0	0	2-	2	0	0	0	0	7	.0
43	Martin Biron	18	0	0	0	0	0	0	0	0	0	0	.0

NO.	GOALTENDER	GP	MIN	AVG	W	L	T	EN	SO	GA	SA	SV PCT.	GA	PIM
35	Peter Skudra	1	0	.00	0	0	0	0	0	0	0	.000	0	0
39	Dominik Hasek	67	3904	2.11	37	24	4	2	11	137	1726	.921	0	3
43	Martin Biron	18	918	2.55	7	7	1	1	2	39	427	.909	0	0
35	*Mika Noronen	2	108	2.78	2	0	0	0	0	5	39	.872	0	0
	BUF TOTALS	**82**	**4956**	**2.23**	**46**	**31**	**5**	**3**	**13**	**184**	**2195**	**.916**		

* - rookie

SABRES ALL-TIME ANNOUNCED ATTENDANCE

	REGULAR SEASON			PLAYOFFS		
YEAR	GP	ATTENDANCE	AVERAGE	GP	ATTENDANCE	AVERAGE
1970-71	39	379,121	9,721	0	0	0
1971-72	39	597,622	15,324	0	0	0
1972-73	39	609,570	15,632	3	47,004	15,668
1973-74	39	611,052	15,668	0	0	0
1974-75	40	626,720	15,668	9	142,767	15,863
1975-76	40	657,320	16,433	5	82,165	16,433
1976-77	40	657,320	16,433	3	49,299	16,433
1977-78	40	657,320	16,433	4	65,732	16,433
1978-79	40	657,320	16,433	2	32,866	16,433
1979-80	40	657,320	16,433	7	115,031	16,433
1980-81	40	656,307	16,408	5	70,386	14,077
1981-82	40	619,400	15,585	2	30,043	15,022
1982-83	40	515,766	12,894	4	65,732	16,433
1983-84	40	566,562	14,164	2	32,866	16,433
1984-85	40	613,441	15,336	2	30,828	15,414
1985-86	40	587,635	14,691	0	0	0
1986-87	40	527,241	13,181	0	0	0
1987-88	40	571,088	14,277	3	49,299	16,433
1988-89	40	572,648	14,316	2	32,866	16,433
1989-90	40	634,692	15,867	3	49,076	16,359
1990-91	40	626,171	15,654	3	45,010	15,003
1991-92	40	615,668	15,392	3	44,069	14,690
1992-93	41	614,227	14,981	4	65,300	16,325
1993-94	41	602,779	14,702	3	46,889	15,630
1994-95	24	361,537	15,064	2	29,486	14,743
1995-96	41	563,271	13,738	0	0	0
1996-97	41	693,379	16,912	7	130,165	18,595
1997-98	41	641,034	15,635	7	130,165	18,595
1998-99	41	737,275	17,982	10	185,950	18,595
1999-00	41	736,174	17,955	2	37,380	18,690
2000-01	41	731,438	17,840	7	130,276	18,611

HSBC Arena increased capacity from 18,595 to 18,690 to start the 1999-00 season due to reconfiguration of the arenas handicapped seating.

Longest sellout streak including playoffs: 359 (October 15, 1972 to November 12, 1980)

HOME ATTENDANCE BY MONTH

	2000-01		1999-00	
Month	Average	Sellouts	Average	Sellouts
October	16,649	1	15,893	1
November	16,923	1	18,346	4
December	17,971	4	17,621	3
January	17,947	3	18,939	4
February	18,574	6	18,557	5
March	18,609	5	18,690	6
April	18,191	2	18,690	2

HOME ATTENDANCE BY DAY

	2000-01				1999-00			
Day	GP	Total	Average	SO	GP	Total	Average	SO
Sunday	3	56,070	18,690	3	2	37,380	18,690	2
Monday	3	51,620	17,207	1	4	70,018	17,505	2
Tuesday	4	71,492	17,873	2	6	107,574	17,929	2
Wednesday	7	103,883	17,314	1	6	100,942	16,824	2
Thursday	4	85,879	17,176	1	6	110,299	18,383	4
Friday	15	275,945	18,396	12	12	216,511	18,043	8
Saturday	5	86,549	17,310	2	5	93,450	18,690	5
Totals	**41**	**731,438**	**17,840**	**22**	**41**	**736,174**	**17,955**	**25**

ALL-TIME POWER-PLAY AND PENALTY-KILLING STATISTICS

YEAR	PPA	PPG	PCT.	RANK	SHS	PPGA	PCT.	RANK	SHGF	SHGA
1970-71	298	56	18.8	6	302	56	81.5	9	5	12
1971-72	308	57	18.5	8	281	56	80.1	8	1	7
1972-73	270	52	19.2	7	241	35	85.5	2	5	5
1973-74	256	48	18.5	8	237	42	82.3	3	5	12
1974-75	303	83	27.4	3	326	56	82.8	4	17	5
1975-76	287	73	25.4	5	304	51	83.2	5	6	8
1976-77	262	60	22.9	4	274	38	86.1	2	6	7
1977-78	234	52	22.2	7	218	31	85.8	1	7	3
1978-79	267	55	20.6	13	258	55	78.7	8	9	4
1979-80	275	67	24.4	T5	252	43	82.9	3	2	4
1980-81	310	73	23.5	10	268	44	83.6	1	9	10
1981-82	301	63	20.9	17	281	57	79.9	6	4	10
1982-83	311	67	21.5	16	274	48	82.5	2	12	9
1983-84	329	71	21.6	11	277	50	81.9	3	11	14
1984-85	322	76	23.6	T7	295	52	82.4	T1	9	5
1985-86	351	72	20.5	16	342	66	80.7	T5	12	14
1986-87	364	68	18.7	17	355	86	75.8	18	5	9
1987-88	464	80	17.2	18	439	95	78.1	15	8	13
1988-89	380	78	20.5	13	410	86	79.0	12	7	12
1989-90	358	79	22.1	9	351	58	83.5	1	7	7
1990-91	400	73	18.3	14	367	62	83.1	5	15	8
1991-92	466	105	22.5	1	424	91	78.5	17	8	11
1992-93	467	95	20.3	10	437	72	83.5	T2	13	17
1993-94	424	96	22.6	2	380	58	84.7	T1	21	8
1994-95	242	45	18.6	11	220	32	85.5	3	13	7
1995-96	477	76	15.9	T20	461	74	83.9	6	10	12
1996-97	326	43	13.2	26	364	59	83.8	13	16	4
1997-98	396	51	12.9	T19	413	65	84.3	18	15	12
1998-99	363	49	13.5	21	399	55	86.2	7	6	7
1999-00	351	37	10.5	28	361	54	85.0	13	8	10
2000-01	373	60	16.1	T17	334	40	88.0	1	6	5

PPA - Power-Play Attempts
PPG - Power-Play Goals
SHS - Short-Handed Situations
Rank - Overall NHL Ranking
PPGA - Power-Play Goals Against
SHGF - Short-Handed Goals For
SHGA - Short-Handed Goals Against

REGULAR SEASON OVERTIME GOALS IN SABRES GAMES

Date	Opponent	Scorer	Score	Time
Oct. 26, 1983	@ Detroit	Steve Yzerman	6-5 Det	4:38
Nov. 16, 1983	**@ Winnipeg**	**Mike Ramsey**	**6-5 Buf**	**0:17**
Feb. 8, 1984	**@ Pittsburgh**	**Dave Andreychuk**	**6-5 Buf**	**0:31**
Feb. 17, 1984	**Minnesota**	**Dave Andreychuk**	**5-4 Buf**	**1:31**
Feb. 21, 1984	**@ Philadelphia**	**Phil Housley**	**5-4 Buf**	**4:09**
Mar. 11, 1984	**Hartford**	**Mike Foligno**	**4-3 Buf**	**1:53**
Oct. 13, 1984	@ Toronto	Jim Benning	4-3 Tor	2:41
Feb. 15, 1985	Montreal	Mats Naslund	4-3 Mtl	2:31
Mar. 24, 1985	Boston	Dave Reid	4-3 Bos	0:56
Nov. 30, 1985	@ Toronto	Steve Thomas	3-2 Tor	0:26
Jan. 17, 1986	**Montreal**	**Gates Orlando**	**5-4 Buf**	**1:11**
Mar. 11, 1986	@ St. Louis	Charlie Bourgeois	3-2 StL	2:04
Oct. 22, 1986	@ Pittsburgh	Randy Cunneyworth	5-4 Pit	2:30
Nov. 12, 1986	N.Y. Rangers	Walt Poddubny	2-1 NYR	2:01
Dec. 20, 1986	@ Toronto	Steve Thomas	5-4 Tor	4:55
Jan. 8, 1987	@ Minnesota	Brian Bellows	5-4 Min	1:05
Jan. 18, 1987	**Edmonton**	**Scott Arniel**	**6-5 Buf**	**1:49**
Feb. 14, 1988	Chicago	Steve Thomas	4-3 Chi	3:48
Oct. 9, 1988	@ Philadelphia	Ron Sutter	4-3 Phi	2:44
Nov. 13, 1988	Edmonton	Esa Tikkanen	5-4 Edm	3:25
Nov. 25, 1988	**Chicago**	**Phil Housley**	**5-4 Buf**	**3:15**
Dec. 3, 1988	@ Montreal	Guy Carbonneau	3-2 Mtl	4:22
Jan. 4, 1989	Hartford	Kevin Dineen	5-4 Hfd	3:19
Jan. 21, 1989	**@ Boston**	**Pierre Turgeon**	**6-5 Buf**	**3:58**
Oct. 27, 1989	**Toronto**	**Pierre Turgeon**	**6-5 Buf**	**2:30**
Dec. 7, 1989	@ Philadelphia	Ron Sutter	4-3 Phi	0:24
Dec. 29, 1989	Boston	Craig Janney	4-3 Bos	1:33
Feb. 20, 1990	**@ Winnipeg**	**Mike Hartman**	**4-3 Buf**	**2:06**
Mar. 14, 1990	Los Angeles	Bob Kudelski	6-5 LA	1:25
Mar. 18, 1990	**Winnipeg**	**Phil Housley**	**4-3 Buf**	**2:03**
Mar. 31, 1990	**@ Pittsburgh**	**Uwe Krupp**	**3-2 Buf**	**1:00**
Nov. 23, 1990	**Edmonton**	**Benoit Hogue**	**3-2 Buf**	**0:34**
Dec. 7, 1990	Hartford	Scott Young	4-3 Hfd	0:53
Dec. 18, 1990	**@ Hartford**	**Dave Andreychuk**	**4-3 Buf**	**1:07**
Feb. 6, 1991	St. Louis	Brett Hull	5-4 StL	4:15
Mar. 20, 1991	**Montreal**	**Dave Andreychuk**	**3-2 Buf**	**1:14**
Nov. 8, 1991	**Philadelphia**	**Donald Audette**	**4-3 Buf**	**1:29**
Nov. 29, 1991	N.Y. Rangers	Mark Messier	5-4 NYR	0:43
Jan. 23, 1992	**@ Pittsburgh**	**Donald Audette**	**5-4 Buf**	**4:15**
Mar. 28, 1992	@ Boston	Steve Heinze	4-3 Bos	3:59
Oct. 16, 1992	**Tampa Bay**	**Bob Sweeney**	**5-4 Buf**	**2:30**
Nov. 2, 1992	@ N.Y. Rangers	Darren Turcotte	7-6 NYR	0:58
Jan. 3, 1993	**St. Louis**	**Brad May**	**6-5 Buf**	**1:20**
Jan. 17, 1993	@ Edmonton	Zdeno Ciger	3-2 Edm	0:25
Jan. 19, 1993	**@ Calgary**	**Yuri Khmylev**	**3-2 Buf**	**2:07**
Jan. 26, 1993	**@ Philadelphia**	**Bob Sweeney**	**4-3 Buf**	**2:23**
Jan. 31, 1993	Edmonton	Kelly Buchberger	5-4 Edm	0:46
Apr. 13, 1993	Montreal	Brian Bellows	3-2 Mtl	3:50
Dec. 2, 1993	@ Florida	Jesse Belanger	2-1 Fla	0:23
Dec. 26, 1993	@ NY Islanders	Benoit Hogue	4-3 NYI	2:28
Jan. 7, 1994	Pittsburgh	Ron Francis	4-3 Pit	4:54
Mar. 30, 1994	Tampa Bay	Brian Bradley	3-2 TB	3:52
Mar. 14, 1995	**@ Florida**	**Yuri Khmylev**	**2-1 Buf**	**0:54**
Mar. 18, 1995	@ Ottawa	Troy Murray	4-3 Ott	3:42
Dec. 22, 1995	Boston	Ted Donato	3-2 Bos	1:37
Jan. 13, 1996	@ Edmonton	Doug Weight	5-4 Edm	4:48
Jan. 30, 1996	@ NY Islanders	Mathieu Schneider	5-4 NYI	2:19
Feb. 7, 1996	**Boston**	**Derek Plante**	**2-1 Buf**	**0:24**

REGULAR SEASON OVERTIME GOALS IN SABRES GAMES

Date	Opponent	Scorer	Score	Time
Feb. 17, 1996	@ Hartford	Geoff Sanderson	2-1 Hfd	1:49
Feb. 28, 1996	**@ Ottawa**	**Derek Plante**	**3-2 Buf**	**4:36**
Mar. 8, 1996	@ Anaheim	Paul Kariya	3-2 Ana	2:03
Mar. 29, 1996	Philadelphia	Bob Corkum	6-5 Phi	3:50
Nov. 9, 1996	@ Hartford	Curtis Leschyshyn	4-3 Hfd	4:55
Nov. 11, 1996	**Florida**	**Donald Audette**	**3-2 Buf**	**4:01**
Nov. 23, 1996	**@ Boston**	**Michal Grosek**	**3-2 Buf**	**2:39**
Dec. 4, 1996	Vancouver	Mike Sillinger	7-6 Van	3:38
Dec. 11, 1996	**@ Montreal**	**Dixon Ward**	**3-2 Buf**	**2:42**
Jan. 12, 1997	**@ Phoenix**	**Jason Dawe**	**3-2 Buf**	**0:10**
Mar. 11, 1997	**Philadelphia**	**Michael Peca**	**3-2 Buf**	**0:42**
Mar. 26, 1997	NY Islanders	Bryan Berard	3-2 NYI	1:00
Mar. 28, 1997	@ Detroit	Larry Murphy	2-1 Det	3:10
Oct. 31, 1997	**@ Carolina**	**Jason Dawe**	**3-2 Buf**	**3:21**
Nov. 1, 1997	**@ Florida**	**Dixon Ward**	**4-3 Buf**	**1:14**
Dec. 12, 1997	**Carolina**	**Matthew Barnaby**	**3-2 Buf**	**4:45**
Apr. 15, 1998	@ New Jersey	Scott Stevens	5-4 NJ	4:38
Dec. 30, 1998	@ Ottawa	Andreas Dackell	3-2 Ott	2:24
Jan. 6, 1999	**@ Anaheim**	**Michael Peca**	**3-2 Buf**	**0:29**
Feb 17, 1999	Toronto	Mats Sundin	3-2 Tor	4:04
Mar. 19, 1999	**@ N.Y. Rangers**	**Miroslav Satan**	**3-2 Buf**	**1:18**
Mar. 28, 1999	**Pittsburgh**	**Dixon Ward**	**4-3 Buf**	**2:27**
Apr. 17, 1999	@ Boston	Hal Gill	2-1 Bos	4:46
Oct. 29, 1999	**Florida**	**Geoff Sanderson**	**3-2 Buf**	**4:54**
Nov. 4, 1999	**@ Chicago**	**Curtis Brown**	**5-4 Buf**	**1:14**
Nov. 28, 1999	**@ Tampa Bay**	**Michal Grosek**	**3-2 Buf**	**2:26**
Dec. 8, 1999	@ Toronto	Steve Thomas	3-2 Tor	1:05
Feb. 10, 2000	**@ Nashville**	**Jason Woolley**	**2-1 Buf**	**4:08**
Feb. 12, 2000	@ Philadelphia	John LeClair	3-2 Phi	2:28
Mar. 8, 2000	**Boston**	**Stu Barnes**	**2-1 Buf**	**1:54**
Mar. 15, 2000	@ San Jose	Jeff Friesen	6-5 SJ	2:56
Apr. 7, 2000	Pittsburgh	Jaromir Jagr	2-1 Pit	0:13
Oct. 21, 2000	@ Detroit	Brendan Shanahan	5-4 Det	4:28
Nov. 13, 2000	**Calgary**	**J.P. Dumont**	**3-2 Buf**	**1:29**
Feb. 7, 2001	**NY Islanders**	**Maxim Afinogenov**	**2-1 Buf**	**0:42**
Feb. 10, 2001	**@ Ottawa**	**Maxim Afinogenov**	**2-1 Buf**	**1:52**
Mar. 3, 2001	**@ Colorado**	**Stu Barnes**	**3-2 Buf**	**2:08**

All-Time Record in Overtime Decisions: 45-50

SABRES OVERTIME GOAL SCORERS

Dave Andreychuk - 4
Donald Audette - 3
Phil Housley - 3
Dixon Ward - 3
Stu Barnes - 2
Maxim Afinogenov - 2
Jason Dawe - 2
Yuri Khmylev - 2
Michael Peca - 2
Derek Plante - 2
Bob Sweeney - 2
Pierre Turgeon - 2
Michal Grosek - 2
Scott Arniel - 1
Matthew Barnaby - 1
Mike Foligno - 1
Mike Hartman - 1
Benoit Hogue - 1
Uwe Krupp - 1
Brad May - 1
Gates Orlando - 1
Mike Ramsey - 1
Miroslav Satan – 1
Geoff Sanderson – 1
Curtis Brown – 1
Jason Woolley – 1
J.P. Dumont - 1

SABRES OVERTIME RECORD VS. EACH TEAM

RECORD VS.					
Anaheim	1-1-2	Florida	3-1-2	Phoenix***	4-0-3
Boston	3-5-17	Los Angeles	0-1-6	Pittsburgh	4-2-10
Calgary	2-0-5	Montreal	3-3-14	St. Louis	1-2-4
Carolina#	4-4-12	New Jersey	0-1-9	San Jose	0-0-3
Chicago	1-1-0	N.Y. Islanders	1-3-8	Tampa Bay	1-1-2
Colorado*	1-0-16	N.Y. Rangers	1-3-9	Toronto	1-4-8
Dallas**	1-1-6	Ottawa	2-2-7	Vancouver	0-1-4
Detroit	0-3-7	Philadelphia	4-3-8	Washington	0-0-9
Edmonton	2-4-5				

Sabres Career Overtime Record: 39-46-176

* - includes games as Quebec Nordiques
** - includes games as Minnesota North Stars
*** - includes games as Winnipeg Jets
# - includes games as Hartford Whalers

SABRES HAT TRICKS

SEASON	NO.	PLAYER	OPPONENT	SABRES SCORE	DATE	PLACE	GOALIE(S)
1970-71 (6)	1.	Gil Perreault	California	4-2 W	1-29-71	California	Gary Smith
	2.	Eddie Shack	Los Angeles	5-2 W	2-4-71	Buffalo	Denis DeJordy
	3.	Gerry Meehan	Detroit	5-6 L	2-20-71	Detroit	Jim Rutherford
	4.	Steve Atkinson	Minnesota	5-2 W	2-28-71	Buffalo	Lorne Worsley (2) Gilles Gilbert (1)
	5.	Eddie Shack (2)	Boston	7-5 W	3-21-71	Boston	Ed Johnston
	6.	Eddie Shack (3)	Pittsburgh	6-4 W	3-31-71	Pittsburgh	Cam Newton
1971-72 (3)	7.	Rick Martin	Vancouver	4-4 T	10-30-71	Vancouver	George Gardner
	# 8.	Craig Ramsay	Minnesota	3-1 W	12-5-71	Buffalo	Cesare Maniago
	9.	Rick Martin (2)	California	4-4 T	1-2-72	Buffalo	Gilles Meloche
1972-73 (4)	*10.	Rick Martin (3)	Atlanta	7-2 W	10-22-72	Buffalo	Phil Myre
	11.	Rene Robert	Minnesota	6-8 L	12-2-72	Minnesota	Gilles Gilbert
	12.	Gerry Meehan (2)	Minnesota	6-8 L	12-2-72	Minnesota	Gilles Gilbert
	13.	Gerry Meehan (3)	Chicago	8-2 W	12-28-72	Buffalo	Gary Smith
1973-74 (6)	14.	Rick Martin (4)	California	3-2 W	10-31-73	Buffalo	Marv Edwards
	15.	Rick Dudley	N.Y. Rangers	8-4 W	12-6-73	Buffalo	Ed Giacomin (2) Gilles Villemure (1)
	16.	Jim Lorentz	Detroit	6-5 W	12-31-73	Detroit	Bill McKenzie
	17.	Rick Martin (5)	Pittsburgh	6-1 W	1-3-74	Buffalo	Jim Rutherford
	18.	Rick Martin (6)	Minnesota	5-2 W	3-17-74	Buffalo	Gump Worsley
	19.	Rick Martin (7)	St. Louis	5-2 W	4-7-74	Buffalo	Wayne Stephenson
1974-75 (8)	20.	Gil Perreault (2)	Boston	9-5 W	10-10-74	Buffalo	Gilles Gilbert
	21.	Rene Robert (2)	Montreal	8-6 W	11-13-74	Montreal	Ken Dryden
	*22.	Rick Martin (8)	Washington	5-3 W	12-3-74	Washington	John Adams
	23.	Gil Perreault (3)	Washington	9-2 W	12-5-74	Buffalo	John Adams
	# 24.	Don Luce	Washington	4-0 W	12-22-74	Washington	Ron Low
	25.	Craig Ramsay (2)	Washington	9-4 W	2-21-75	Washington	Ron Low
	26.	Rick Martin (9)	Toronto	11-3 W	3-16-75	Toronto	Gord McRae (2) Doug Favell (1)
	27.	Gil Perreault (4)	Toronto	11-3 W	3-16-75	Toronto	Gord McRae (2) Doug Favell (1)
1975-76 (14)	28.	Danny Gare	Toronto	8-3 W	10-12-75	Buffalo	Wayne Thomas
	29.	Rick Martin (10)	Washington	5-4 W	10-19-75	Buffalo	Ron Low
	# 30.	Rick Martin (11)	N.Y. Rangers	9-1 W	10-22-75	Buffalo	John Davidson
	31.	Rick Martin (12)	Minnesota	5-2 W	12-18-75	Buffalo	Pete LoPresti (2) Cesare Maniago (1)
	*32.	Rick Martin (13)	Washington	14-2 W	12-21-75	Buffalo	Ron Low (3) Bernie Wolfe (1)
	33.	Fred Stanfield	Washington	14-2 W	12-21-75	Buffalo	Ron Low (2) Bernie Wolfe (1)
	34.	Rick Martin (14)	Montreal	4-2 W	1-5-76	Montreal	Ken Dryden
	35.	Gil Perreault (5)	Vancouver	8-5 W	1-8-76	Buffalo	Gary Smith
	36.	Danny Gare (2)	California	9-5 W	2-1-76	California	Gary Simmons
	37.	Rick Martin (15)	Chicago	6-3 W	3-4-76	Buffalo	Tony Esposito
	38.	Gil Perreault (6)	Minnesota	8-2 W	3-14-76	Minnesota	Paul Harrison
	39.	Jim Lorentz (2)	Minnesota	8-2 W	3-14-76	Minnesota	Paul Harrison
	40.	Rick Martin (16)	Toronto	4-2 W	3-27-76	Toronto	Wayne Thomas
	41.	Danny Gare (3)	Toronto	5-2 W	4-4-76	Buffalo	Gord McRae
1976-77 (7)	42.	Rick Martin (17)	Vancouver	4-4 T	11-24-76	Buffalo	Cesare Maniago
	43.	Rick Martin (18)	N.Y. Rangers	7-2 W	12-16-76	Buffalo	Gilles Gratton
	# 44.	Andre Savard	Cleveland	7-4 W	1-9-77	Buffalo	Gilles Meloche
	45.	Rene Robert (3)	Minnesota	6-2 W	2-13-77	Buffalo	Pete LoPresti
	# 46.	Rene Robert (4)	Toronto	7-2 W	2-14-77	Buffalo	Wayne Thomas
	47.	Jim Lorentz (3)	Chicago	6-3 W	3-2-77	Buffalo	Tony Esposito
	48.	Rene Robert (5)	St. Louis	7-3 W	4-3-77	Buffalo	Ed Staniowski
1977-78 (7)	49.	Danny Gare (4)	Colorado	7-5 W	10-20-77	Buffalo	Michel Plasse
	50.	Craig Ramsay (3)	Colorado	7-5 W	10-20-77	Buffalo	Michel Plasse (2) Doug Favell (1)
	51.	Gil Perreault (7)	St. Louis	7-4 W	11-6-77	Buffalo	Ed Staniowski (2) Empty Net (1)
	52.	Gil Perreault (8)	Washington	7-6 W	11-19-77	Washington	Bernie Wolfe
	53.	Gil Perreault (9)	Los Angeles	7-3 W	12-15-77	Los Angeles	Rogie Vachon
	54.	Gil Perreault (10)	Cleveland	3-6 L	1-12-78	Cleveland	Gary Edwards
	55.	Danny Gare (5)	Cleveland	13-3 W	2-25-78	Cleveland	Gilles Meloche (2) Gary Edwards (1)
1978-79 (6)	56.	Rick Martin (19)	St. Louis	7-7 T	10-28-78	St. Louis	Doug Grant (1) Phil Myre (2)
	57.	Jerry Korab	Minnesota	9-2 W	11-19-78	Buffalo	Gary Edwards (1) Pete LoPresti (2)
	58.	Andre Savard (2)	Minnesota	9-2 W	11-19-78	Buffalo	Pete LoPresti
	59.	Rick Martin (20)	Boston	9-2 W	3-28-79	Boston	Jim Pettie
	60.	Danny Gare (6)	Boston	9-3 W	4-5-79	Boston	Gerry Cheevers (2) Jim Pettie (1)
	61.	Jacques Richard	Colorado	5-5 T	4-8-79	Buffalo	Bill Oleschuk

1979-80 (3)	62.	Danny Gare (7)	Winnipeg	6-2 W	12-31-79	Buffalo	Lindsay Middlebrook
	63.	Danny Gare (8)	Pittsburgh	9-0 W	2-7-80	Buffalo	Greg Millen
	*64.	Rick Martin (21)	St. Louis	9-4 W	3-9-80	Buffalo	Ed Staniowski
1980-81 (9)	65.	Danny Gare (9)	Winnipeg	7-4 W	10-22-80	Buffalo	Markus Mattsson
	66.	Rick Dudley (2)	Pittsburgh	10-1 W	12-7-80	Buffalo	Greg Millen (1) Rob Holland (2)
	67.	Gil Perreault (11)	Quebec	6-5W	1-21-81	Quebec	Michel Plasse
	68.	Andre Savard (3)	Detroit	7-3 W	2-6-81	Buffalo	Gilles Gilbert
	69.	Ric Seiling	Washington	6-3 W	2-12-81	Buffalo	Dave Parro (2) Empty Net (1)
	70.	Danny Gare (10)	Philadelphia	8-4 W	3-8-81	Buffalo	Pete Peeters
	71.	Jim Schoenfeld	Winnipeg	5-2 W	3-13-81	Winnipeg	Michel Dion
	72.	Gil Perreault (12)	Toronto	14-4 W	3-19-81	Buffalo	Michel Larocque
	73.	Andre Savard (4)	Toronto	14-4 W	3-19-81	Buffalo	Michel Larocque (2) Jiri Crha (1)
1981-82 (8)	74.	Tony McKegney	Toronto	6-2 W	10-23-81	Buffalo	Michel Larocque
	# 75.	John Van Boxmeer	N.Y. Islanders	6-2 W	11-7-81	New York	Billy Smith
	76.	Lindy Ruff	N.Y. Islanders	5-2 W	11-29-81	Buffalo	Billy Smith
	77.	Tony McKegney (2)	Colorado	7-1 W	12-9-81	Buffalo	Glenn Resch
	78.	Gil Perreault (13)	Detroit	4-2 W	12-12-81	Detroit	Bob Sauve
	79.	Yvon Lambert	Toronto	8-2 W	1-15-82	Buffalo	Michel Larocque
	80.	Mike Foligno	Colorado	6-2 W	2-21-82	Buffalo	Glenn Resch
	81.	Gil Perreault (14)	Edmonton	3-6 L	2-24-82	Buffalo	Grant Fuhr
1982-83 (4)	82.	Gil Perreault (15)	Washington	9-2 W	10-16-82	Washington	Dave Parro (1) Pat Riggin (2)
	83.	Phil Housley	Winnipeg	5-2 W	1-23-83	Buffalo	Brian Hayward
	# 84.	Paul Cyr	Boston	3-2 W	3-3-83	Boston	Pete Peeters
	85.	Hannu Virta	Montreal	6-4 W	3-19-83	Montreal	Rick Wamsley
1983-84 (6)	86.	Gilles Hamel	Winnipeg	5-2 W	10-23-83	Buffalo	Brian Hayward
	87.	Mike Foligno (2)	Calgary	11-2 W	11-13-83	Buffalo	Rejean Lemelin
	88.	Gil Perreault (16)	Calgary	11-2 W	11-13-83	Buffalo	Rejean Lemelin
	89.	Real Cloutier	Quebec	8-5 W	12-29-83	Buffalo	Brian Ford
	90.	Real Cloutier (2)	Winnipeg	9-4 W	1-4-84	Buffalo	Brian Hayward
	91.	John Tucker	Toronto	4-2 W	4-1-84	Buffalo	Bruce Dowie
1984-85 (3)	92.	Mike Foligno (3)	Quebec	5-4 W	10-19-84	Buffalo	Daniel Bouchard
	93.	Sean McKenna	Boston	3-3 T	12-5-84	Buffalo	Pete Peeters
	# 94.	Gil Perreault (17)	Calgary	6-1 W	2-9-85	Calgary	Rejean Lemelin (2) Don Edwards (1)
1985-86 (4)	# 95.	Gil Perreault (18)	Quebec	7-5 W	11-22-85	Buffalo	Mario Gosselin (2) Empty Net (1)
	*96.	Lindy Ruff (2)	Quebec	6-2 W	12-15-85	Buffalo	Clint Malarchuk
	97.	Mike Foligno (4)	N.Y. Islanders	4-3 W	12-29-85	Buffalo	Billy Smith
	**98.	Dave Andreychuk	Boston	8-6 W	2-6-86	Boston	Pat Riggin (1) Doug Keans (4)
1986-87 (1)	99.	Wilf Paiement	St. Louis	4-3 W	2-26-87	Buffalo	Rick Wamsley
1987-88 (6)	100.	Dave Andreychuk (2)	Quebec	6-3 W	12-3-87	Buffalo	Mario Brunetta
	101.	Dave Andreychuk (3)	Montreal	6-5 W	1-6-88	Montreal	Brian Hayward
	102.	Phil Housley (2)	New Jersey	7-3 W	1-22-88	Buffalo	Alain Chevrier
	103.	Dave Andreychuk (4)	N.Y. Islanders	4-6 L	2-6-88	N.Y. Islanders	Billy Smith
	104.	Ray Sheppard	Quebec	5-6 L	2-21-88	Buffalo	Mario Gosselin
	105.	Ray Sheppard (2)	Vancouver	7-5 W	3-13-88	Vancouver	Steve Weeks
1988-89 (3)	106.	Dave Andreychuk (5)	Pittsburgh	8-5 W	10-12-88	Buffalo	Wendell Young
	107.	Adam Creighton	N.Y. Rangers	6-4 W	11-2-88	Buffalo	Bob Froese
	108.	Mike Foligno (5)	Hartford	5-3 W	1-31-89	Hartford	Peter Sidorkiewicz
1989-90 (2)	109.	Pierre Turgeon	New Jersey	6-4 W	12-1-89	Buffalo	Chris Terreri (2) Sean Burke (1)
	110.	Dave Andreychuk (6)	Detroit	6-5 W	3-27-90	Detroit	Tim Cheveldae
1990-91 (3)	111.	Pierre Turgeon (2)	Hartford	5-0 W	10-28-90	Buffalo	Peter Sidorkiewicz
	112.	Dale Hawerchuk	Winnipeg	6-2 W	3-13-91	Winnipeg	Bob Essensa (2) Empty Net (1)
	113.	Alexander Mogilny	Washington	5-2 W	3-31-91	Buffalo	Don Beaupre
1991-92 (9)	114.	Pat LaFontaine	San Jose	7-1 W	11-12-91	San Jose	Arturs Irbe (1) Jeff Hackett (2)
	115.	Dave Andreychuk (7)	Boston	4-7 L	11-23-91	Boston	Matt Delguidice
	116.	Tony Tanti	Edmonton	4-4 T	12-20-91	Buffalo	Bill Ranford
	# 117.	Alexander Mogilny (2)	N.Y. Islanders	5-2 W	1-3-92	Buffalo	Glenn Healy (2) Steve Weeks (1)
	118.	Pat LaFontaine (2)	Edmonton	8-2 W	1-10-92	Buffalo	Bill Ranford
	119.	Pat LaFontaine (3)	Montreal	4-3 W	1-25-92	Montreal	Patrick Roy
	120.	Dale Hawerchuk (2)	San Jose	7-6 W	2-14-92	Buffalo	Jarmo Myllys
	121.	Pat LaFontaine (4)	New Jersey	5-4 W	3-6-92	Buffalo	Craig Billington
	*122.	Dave Andreychuk (8)	Los Angeles	8-2 W	3-19-92	Los Angeles	Kelly Hrudey (3) Steve Weeks (1)
1992-93 (10)	123.	Alexander Mogilny (3)	Quebec	4-5 L	10-8-92	Buffalo	Ron Hextall
	*124.	Dave Andreychuk (9)	Hartford	8-2 W	11-13-92	Buffalo	Sean Burke (3) Frank Pietrangelo (1)
	125.	Alexander Mogilny (4)	Boston	5-2 W	12-9-92	Buffalo	Andy Moog
	# 126.	Alexander Mogilny (5)	Washington	4-1 W	12-23-92	Buffalo	Don Beaupre
	127.	Alexander Mogilny (6)	N.Y. Rangers	11-6 W	12-31-92	Buffalo	John Vanbiesbrouck (2) Mike Richter (1)
	128.	Yuri Khmylev	N.Y. Rangers	11-6 W	12-31-92	Buffalo	Mike Richter
	129.	Alexander Mogilny (7)	Ottawa	7-2 W	1-2-93	Ottawa	Daniel Berthiaume
	130.	Pat LaFontaine (5)	Calgary	5-3 W	1-10-93	Buffalo	Mike Vernon
	# *131.	Alexander Mogilny (8)	Winnipeg	6-2 W	2-10-93	Winnipeg	Bob Essensa
	*132.	Alexander Mogilny (9)	Detroit	10-7 W	2-24-93	Buffalo	Tim Cheveldae
1993-94 (2)	133.	Alexander Mogilny (10)	Winnipeg	6-0 W	11-19-93	Buffalo	Bob Essensa (2) Stefan Beauregard (1)
	# 134.	Derek Plante	Tampa Bay	3-0 W	12-1-93	Tampa Bay	Daren Puppa
1994-95 (1)	135.	Donald Audette	Ottawa	7-0 W	3-30-95	Buffalo	Craig Billington
1995-96 (3)	136.	Donald Audette (2)	San Jose	7-2 W	11-8-95	Buffalo	Wade Flaherty
	137.	Jason Dawe	Montreal	7-6 W	1-6-96	Montreal	Jocelyn Thibault
	138.	Pat LaFontaine (6)	Florida	6-1 W	2-25-96	Buffalo	John Vanbiesbrouck
1996-97 (2)	139.	Michal Grosek	Vancouver	6-7 L	12-4-96	Buffalo	Mike Fountain
	140.	Miroslav Satan	N.Y. Rangers	5-1 W	4-4-97	Buffalo	Glenn Healy
1997-98 (2)	# 141.	Jason Dawe (2)	Edmonton	4-4 T	11-10-97	Buffalo	Curtis Joseph
	# 142.	Miroslav Satan (2)	Washington	3-0 W	3-1-98	Washington	Olaf Kolzig (2) Empty Net (1)
1998-99 (2)	# 143.	Geoff Sanderson (1)	Toronto	6-3 W	10-31-98	Toronto	Felix Potvin
	# 144.	Dixon Ward (1)	N.Y. Rangers	4-2 W	11-25-98	Buffalo	Dan Cloutier
1999-00 (2)	# 145.	Miroslav Satan (3)	Ottawa	7-4 W	1-8-00	Ottawa	Ron Tugnutt
	# 146.	Michael Peca (1)	N.Y. Rangers	3-6 L	2-25-00	Buffalo	Mike Richter
2000-01 (2)	# 147.	J.P. Dumont (1)	Boston	3-0 W	12-12-00	Boston	Peter Skudra (2) Empty Net (1)
	# 148.	Steve Heinze (1)	Vancouver	4-3 W	3-16-01	Buffalo	Bob Essensa

* - indicates 4-goal game.
** - indicates 5-goal game.
# - indicates three consecutive and uninterrupted goals (true or natural hat trick). Note: Alexander Mogilny's first three scores of a four-goal game at Winnipeg on 2-10-93 (6-2 W) were consecutive and uninterrupted.

Note: Figure in brackets for scorer indicates accumulative total with the Sabres.

SABRE HAT TRICK LEADERS

Rick Martin (21), Gil Perreault (18), Danny Gare (10), Alexander Mogilny (10), Dave Andreychuk (9), Pat LaFontaine (6), Rene Robert (5), Mike Foligno (5), Andre Savard (4), Eddie Shack (3), Gerry Meehan (3), Jim Lorentz (3), Craig Ramsay (3), Miroslav Satan (3)

HAT TRICKS AGAINST THE SABRES

SEASON	NO.	PLAYER	OPPONENT	SCORE	DATE	PLACE	GOALIE(S)
1970-71 (3)	1.	Dave Balon	N.Y. Rangers	2-7 L	12-22-70	Buffalo	Roger Crozier
	*2.	Rosaire Paiement	Vancouver	3-6 L	2-9-71	Vancouver	Roger Crozier
	3.	Garry Unger	St. Louis	0-9 L	3-13-71	St. Louis	Joe Daley
1971-72 (4)	4.	Bill Goldsworthy	Minnesota	1-5 L	10-23-71	Minnesota	Dave Dryden
	5.	Nick Libett	Detroit	1-3 L	1-27-72	Buffalo	Roger Crozier (2) Empty Net (1)
	6.	Darryl Sittler	Toronto	1-4 L	2-19-72	Toronto	Roger Crozier
	7.	Jim Johnston	California	3-6 L	3-8-72	California	Dave Dryden (1) Roger Crozier (2)
1972-73 (6)	*8.	Bob Schmautz	Vancouver	5-9 L	11-19-72	Vancouver	Dave Dryden
	9.	Pete Stemkowski	N.Y. Rangers	2-4 L	1-11-73	Buffalo	Dave Dryden
	*10.	Phil Esposito	Boston	0-6 L	1-14-73	Boston	Dave Dryden
	11.	Bill Flett	Philadelphia	3-4 L	1-21-73	Buffalo	Dave Dryden
	12.	Keith McCreary	Atlanta	5-8 L	1-28-73	Buffalo	Roger Crozier
	13.	Rey Comeau	Atlanta	5-8 L	1-28-73	Buffalo	Roger Crozier
1973-74 (2)	14.	Yvan Cournoyer	Montreal	1-7 L	12-22-73	Montreal	Roger Crozier
	15.	Billy Harris	N.Y. Islanders	4-3 W	3-3-74	Buffalo	Dave Dryden
1974-75 (3)	16.	Bob Nevin	Los Angeles	1-4 L	10-13-74	Buffalo	Gary Bromley
	17.	Don Kozak	Los Angeles	2-7 L	10-24-74	Los Angeles	Gary Bromley
	18.	Guy Lapointe	Montreal	8-6 W	11-13-74	Montreal	Gary Bromley
1975-76 (3)	19.	Larry Romanchych	Atlanta	4-7 L	12-14-75	Buffalo	Gerry Desjardins
	20.	Butch Goring	Los Angeles	6-9 L	1-1-76	Buffalo	Gerry Desjardins
	21.	Rick Kehoe	Pittsburgh	7-6 W	3-10-76	Pittsburgh	Al Smith
1976-77 (2)	22.	Bernie Federko	St. Louis	5-6 L	2-5-77	St. Louis	Gerry Desjardins
	23.	Marcel Dionne	Los Angeles	1-5 L	2-27-77	Buffalo	Don Edwards (2) Bob Sauve (1)
1977-78 (0)		None					
1978-79 (3)	24.	Guy Lafleur	Montreal	1-8 L	12-2-78	Montreal	Bob Sauve
	25.	Wayne Cashman	Boston	3-7 L	12-31-78	Buffalo	Don Edwards
	26.	Lanny McDonald	Toronto	3-6 L	4-1-79	Buffalo	Don Edwards

HAT TRICKS AGAINST THE SABRES

1979-80 (2)	27.	Blaine Stoughton	Hartford	3-5 L	11-21-79	Hartford	Don Edwards
	28.	Bernie Federko (2)	St. Louis	2-3 L	2-9-80	St. Louis	Don Edwards
1980-81 (3)	*29.	Mark Napier	Montreal	5-6 L	12-3-80	Buffalo	Bob Sauve
	30.	Dan Labraaten	Calgary	4-4 T	2-14-81	Calgary	Don Edwards
	31.	Dwight Foster	Boston	4-6 L	3-1-81	Boston	Don Edwards
1981-82 (2)	32.	Stan Smyl	Vancouver	3-4 L	1-27-82	Vancouver	Don Edwards
	33.	Wayne Gretzky	Edmonton	3-6 L	2-24-82	Buffalo	Don Edwards
1982-83 (5)	34.	Peter Stastny	Quebec	4-6 L	10-6-82	Buffalo	Bob Sauve
	35.	Peter Stastny (2)	Quebec	4-6 L	10-9-82	Quebec	Bob Sauve
	36.	John Paul Kelly	Los Angeles	2-7 L	2-10-83	Los Angeles	Jacques Cloutier
	37.	Tim Young	Minnesota	1-5 L	3-8-83	Minnesota	Phil Myre
	38.	Darcy Rota	Vancouver	3-8 L	3-12-83	Vancouver	Phil Myre
1983-84 (2)	39.	Anton Stastny	Quebec	2-9 L	10-8-83	Quebec	Bob Sauve
	40.	Wayne Babych	St. Louis	2-8 L	12-6-83	St. Louis	Bob Sauve
1984-85 (0)		None					
1985-86 (3)	41.	Paul Lawless	Hartford	4-6 L	12-13-85	Buffalo	Tom Barrasso
	42.	Steve Kasper	Boston	6-6 T	12-31-85	Buffalo	Tom Barrasso
	43.	Steve Larmer	Chicago	7-6 W	3-12-86	Chicago	Tom Barrasso
1986-87 (6)	*44.	Wendel Clark	Toronto	5-5 T	10-11-86	Toronto	Daren Puppa
	45.	Mario Lemieux	Pittsburgh	3-7 L	10-17-86	Buffalo	Tom Barrasso
	46.	Michel Goulet	Quebec	1-6 L	11-21-86	Buffalo	Jacques Cloutier
	47.	Brent Ashton	Quebec	0-7 L	12-13-86	Quebec	Tom Barrasso (2)
							Jacques Cloutier (1)
	48.	Peter Zezel	Philadelphia	4-7 L	1-28-87	Buffalo	Jacques Cloutier
	49.	Tony McKegney	N.Y. Rangers	3-6 L	2-24-87	Buffalo	Tom Barrasso (2)
							Empty Net (1)
1987-88 (10)	50.	Ron Francis	Hartford	1-9 L	11-18-87	Hartford	Daren Puppa (2)
							Jacques Cloutier (1)
	51.	Bob Carpenter	Los Angeles	5-8 L	11-22-87	Buffalo	Daren Puppa (1)
							Jacques Cloutier (2)
	52.	Bernie Nicholls	Los Angeles	5-8 L	11-22-87	Buffalo	Daren Puppa (2)
							Empty Net (1)
	*53.	Joe Nieuwendyk	Calgary	1-7 L	12-13-87	Buffalo	Daren Puppa
	54.	Cam Neely	Boston	1-5 L	1-16-88	Boston	Tom Barrasso
	55.	Peter Stastny (3)	Quebec	5-6 L	2-21-88	Buffalo	Tom Barrasso
	56.	Hakan Loob	Calgary	4-10 L	3-12-88	Calgary	Tom Barrasso (2)
							Jacques Cloutier (1)
	57.	Tony Tanti	Vancouver	7-5 W	3-13-88	Vancouver	Tom Barrasso
	58.	Geoff Courtnall	Edmonton	4-6 L	3-15-88	Edmonton	Jacques Cloutier
	59.	Stephane Richer	Montreal	4-9 L	4-2-88	Montreal	Daren Puppa
1988-89 (4)	60.	Joe Mullen	Calgary	0-9 L	11-5-88	Calgary	Tom Barrasso (1)
							Daren Puppa (2)
	61.	Trevor Linden	Vancouver	2-4 L	11-22-88	Vancouver	Daren Puppa (2)
							Empty Net (1)
	62.	Wayne Gretzky (2)	Los Angeles	3-5 L	2-4-89	Los Angeles	Darcy Wakaluk (2)
							Empty Net (1)
	63.	Mario Lemieux (2)	Pittsburgh	3-7 L	2-14-89	Pittsburgh	Jacques Cloutier
1989-90 (2)	64.	Pat LaFontaine	N.Y. Islanders	2-4 L	12-31-89	Buffalo	Daren Puppa
	65.	Vincent Damphousse	Toronto	3-4 L	3-16-90	Buffalo	Daren Puppa
1990-91 (1)	66.	Bryan Fogarty	Quebec	2-4 L	12-1-90	Quebec	Clint Malarchuk
1991-92 (5)	67.	Owen Nolan	Quebec	5-4 W	10-12-91	Quebec	Daren Puppa
	68.	Murray Craven	Hartford	6-6 T	12-7-91	Hartford	Clint Malarchuk
	69.	Steve Yzerman	Detroit	4-4 T	1-29-92	Detroit	Daren Puppa
	70.	Kevin Miller	Detroit	4-9 L	2-12-92	Buffalo	Daren Puppa
	*71.	Joe Sakic	Quebec	3-7 L	4-14-92	Quebec	Clint Malarchuk
1992-93 (5)	72.	Joe Juneau	Boston	2-5 L	1-12-93	Boston	Daren Puppa
	73.	Sergei Nemchinov	N.Y. Rangers	6-4 W	1-29-93	Buffalo	Tom Draper
	74.	Kelly Buchberger	Edmonton	4-5 L	1-31-93	Buffalo	Tom Draper
	*75.	Brian Bellows	Montreal	4-8 L	2-27-93	Montreal	Grant Fuhr
	76.	Kevin Dineen	Philadelphia	4-7 L	4-15-93	Buffalo	Grant Fuhr (1)
							Dominik Hasek (2)
1993-94 (1)	77.	Shawn Burr	Detroit	4-6 L	10-18-93	Buffalo	Grant Fuhr
1994-95 (0)		None					
1995-96 (4)	78.	Pierre Turgeon	Montreal	7-6 W	1-6-96	Montreal	John Blue (2)
							Martin Biron (1)
	79.	Gary Roberts	Calgary	1-3 L	1-12-96	Calgary	Dominik Hasek
	80.	Russ Courtnall	Vancouver	2-5 L	3-6-96	Vancouver	Dominik Hasek
	*81.	Peter Bondra	Washington	1-5 L	4-3-96	Buffalo	Andrei Trefilov
1996-97 (4)	82.	Ray Sheppard	Florida	3-4 L	11-26-96	Florida	Andrei Trefilov (2)
							Dominik Hasek (1)
	83.	Bill Guerin	New Jersey	6-5 W	12-31-96	Buffalo	Dominik Hasek
	84.	Paul Kariya	Anaheim	2-5 L	1-10-97	Anaheim	Dominik Hasek
	*85.	Jaroslav Svejkovsky	Washington	3-8 L	4-13-97	Buffalo	Steve Shields

HAT TRICKS AGAINST THE SABRES

1997-98 (0)		None					
1998-99 (2)	86.	Teemu Selanne	Anaheim	2-7 L	1-1-99	Buffalo	Dominik Hasek
	87.	Vyacheslav Kozlov	Detroit	4-4 T	2-21-99	Buffalo	Dwayne Roloson
1999-00 (2)	88.	Pavel Bure	Florida	2-4 L	12-17-99	Buffalo	Martin Biron (2)
							Empty Net (1)
	89.	Petr Nedved	NY Rangers	3-6 L	2-25-00	Buffalo	Dominik Hasek (2)
							Empty Net (1)
2000-01 (2)	90.	Ray Ferraro	Atlanta	4-5 L	2-13-01	Atlanta	Martin Biron
	91.	Jeremy Roenick	Phoenix	3-7 L	2-23-01	Buffalo	Dominik Hasek (2)
							Martin Biron (1)

OPPONENT HAT TRICK LEADERS

Peter Stastny (3), Bernie Federko (2), Wayne Gretzky (2), Mario Lemieux (2)

* - indicates 4-goal game.

Note: Figure in brackets for scorer indicates accumulative total against the Sabres.

SABRES SHUTOUTS

SEASON	NO.	GOALTENDER	OPPONENT	SCORE	DATE	PLACE	SAVES
1970-71 (3)	1.	Roger Crozier	Minnesota	1-0	12-6-70	Buffalo	24
	2.	Joe Daley	California	3-0	2-12-71	Buffalo	26
	3.	Dave Dryden	Minnesota	5-0	3-14-71	Minnesota	35
1971-72 (2)	4.	Roger Crozier (2)	Los Angeles	2-0	12-2-71	Buffalo	31
	5.	Roger Crozier (3)	Vancouver	1-0	1-20-72	Buffalo	29
1972-73 (6)	6.	Roger Crozier (4)	Vancouver	6-0	10-19-72	Buffalo	31
	7.	Roger Crozier (5)	California	0-0	11-9-72	Buffalo	23
	8.	Roger Crozier (6)	Pittsburgh	1-0	11-12-72	Buffalo	18
	9.	Dave Dryden (2)	Toronto	4-0	12-17-72	Buffalo	21
	10.	Dave Dryden (3)	Philadelphia	2-0	1-7-73	Buffalo	35
	11.	Dave Dryden (4)	California	4-0	2-8-73	Buffalo	24
1973-74 (1)	12.	Dave Dryden (5)	St. Louis	1-0	1-13-74	Buffalo	18
1974-75 (7)	13.	Gary Bromley	St. Louis	2-0	10-26-74	St. Louis	21
	14.	Roger Crozier (7)	Atlanta	4-0	11-17-74	Buffalo	25
	15.	Gary Bromley (2)	Minnesota	5-0	12-8-74	Buffalo	14
	16.	Gary Bromley (3)	Washington	4-0	12-22-74	Washington	26
	17.	Roger Crozier (8)	California	4-0	1-15-75	California	26
	18.	Gary Bromley (4)	Kansas City	5-0	1-19-75	Buffalo	20
	19.	Roger Crozier (9)	Los Angeles	5-0	2-27-75	Buffalo	21
1975-76 (3)	20.	Roger Crozier (10)	Detroit	4-0	10-9-75	Buffalo	18
	21.	Gerry Desjardins	Boston	4-0	11-5-75	Buffalo	16
	22.	Gerry Desjardins (2)	Pittsburgh	6-0	1-11-76	Buffalo	28
1976-77 (5)	23.	Gerry Desjardins (3)	Vancouver	4-0	10-20-76	Buffalo	29
	24.	Gerry Desjardins (4)	St. Louis	5-0	11-10-76	Buffalo	38
	25.	Gerry Desjardins (5)	Colorado	3-0	1-16-77	Buffalo	21
	26.	Don Edwards	Chicago	3-0	2-16-77	Buffalo	23
	27.	Don Edwards (2)	Philadelphia	2-0	2-24-77	Buffalo	25
1977-78 (5)	28.	Don Edwards (3)	Montreal	4-0	10-30-77	Montreal	34
	29.	Don Edwards (4)	Vancouver	3-0	12-11-77	Buffalo	19
	30.	Don Edwards (5)	N.Y. Rangers	2-0	2-9-78	Buffalo	25
	31.	Don Edwards (6)	Los Angeles	5-0	2-16-78	Buffalo	29
	32.	Don Edwards (7)	Philadelphia	4-0	2-23-78	Buffalo	20
1978-79 (2)	33.	Don Edwards (8)	Toronto	1-0	10-19-78	Buffalo	19
	34.	Don Edwards (9)	Washington	2-0	11-11-78	Washington	25
1979-80 (6)	35.	Bob Sauve	Quebec	3-0	10-27-79	Quebec	19
	36.	Bob Sauve (2)	Chicago	0-0	10-31-79	Chicago	20
	37.	Bob Sauve (3)	Washington	2-0	12-2-79	Buffalo	20
	38.	Don Edwards (10)	Detroit	4-0	12-10-79	Buffalo	14
	39.	Bob Sauve (4)	Vancouver	3-0	2-3-80	Buffalo	22
	40.	Don Edwards (11)	Pittsburgh	9-0	2-7-80	Buffalo	25
1980-81 (5)	41.	Bob Sauve (5)	Edmonton	2-0	10-15-80	Buffalo	15
	42.	Don Edwards (12)	N.Y. Rangers	4-0	1-18-81	Buffalo	30
	43.	Don Edwards (13)	Winnipeg	4-0	2-1-81	Buffalo	23
	44.	Don Edwards (14)	Philadelphia	4-0	2-5-81	Philadelphia	31
	45.	Bob Sauve (6)	Calgary	4-0	3-4-81	Buffalo	24

SABRES SHUTOUTS

SEASON	NO.	GOALTENDER	OPPONENT	SCORE	DATE	PLACE	SAVES
1981-82 (0)		None					
1982-83 (1)	46.	Bob Sauve (7)	Quebec	0-0	2-5-83	Quebec	22
1983-84 (2)	47.	Tom Barrasso	Los Angeles	4-0	1-18-84	Los Angeles	30
	48.	Tom Barrasso (2)	New Jersey	6-0	3-24-84	New Jersey	24
1984-85 (5)	49.	Tom Barrasso (3)	Toronto	6-0	12-26-84	Buffalo	22
	50.	Tom Barrasso (4)	Winnipeg	4-0	12-28-84	Buffalo	14
	51.	Tom Barrasso (5)	Boston	3-0	1-10-85	Boston	20
	52.	Tom Barrasso (6)	Hartford	2-0	1-19-85	Hartford	14
	53.	Tom Barrasso (7)	Washington	4-0	3-2-85	Washington	23
1985-86 (4)	54.	Tom Barrasso (8)	Montreal	6-0	10-16-85	Montreal	25
	55.	Daren Puppa	Edmonton	2-0	11-1-85	Edmonton	37
	56.	Tom Barrasso (9)	Hartford	2-0	11-19-85	Hartford	23
	57.	Jacques Cloutier	Philadelphia	1-0	3-27-86	Philadelphia	30
1986-87 (2)	58.	Tom Barrasso (10)	Montreal	0-0	10-15-86	Buffalo	28
	59.	Tom Barrasso (11)	Hartford	6-0	4-5-87	Buffalo	14
1988-89 (2)	62.	Daren Puppa (2)	N.Y. Islanders	3-0	11-12-88	New York	34
	63.	Clint Malarchuk	N.Y. Rangers	2-0	3-8-89	New York	32
1989-90 (1)	64.	Daren Puppa (3)	Hartford	5-0	3-10-90	Hartford	31
1990-91 (3)	65.	Clint Malarchuk (2)	Hartford	5-0	10-28-90	Buffalo	29
	66.	Daren Puppa (4)	Chicago	5-0	12-28-90	Buffalo	33
	67.	Daren Puppa (5)	Winnipeg	2-0	2-10-91	Winnipeg	24
1991-92 (1)	68.	Tom Draper	Chicago	2-0	11-22-91	Buffalo	29
1992-93 (0)		None					
1993-94 (9)	69.	Grant Fuhr	Winnipeg	6-0	11-19-93	Buffalo	22
	70.	Dominik Hasek	Toronto	3-0	11-29-93	Toronto	24
	71.	Dominik Hasek (2)	Tampa Bay	3-0	12-1-93	Tampa Bay	33
	72.	Dominik Hasek (3)	Hartford	3-0	12-11-93	Hartford	25
	73.	Dominik Hasek (4)	Los Angeles	2-0	12-17-93	Buffalo	27
	74.	Dominik Hasek (5)	Montreal	5-0	12-23-93	Buffalo	25
	75.	Dominik Hasek (6)	Anaheim	3-0	3-9-94	Anaheim	24
	76.	Grant Fuhr (2)	Boston	5-0	4-1-94	Buffalo	31
	77.	Dominik Hasek (7)	Montreal	1-0	4-8-94	Buffalo	31
1994-95 (5)	78.	Dominik Hasek (8)	Washington	1-0	2-2-95	Washington	33
	79.	Dominik Hasek (9)	Florida	3-0	3-24-95	Buffalo	28
	80.	Dominik Hasek (10)	Ottawa	7-0	3-30-95	Buffalo	35
	81.	Dominik Hasek (11)	Florida	5-0	4-26-95	Buffalo	31
	82.	Dominik Hasek (12)	Montreal	2-0	5-1-95	Buffalo	32
1995-96 (2)	83.	Dominik Hasek (13)	Ottawa	6-0	11-19-95	Buffalo	31
	84.	Dominik Hasek (14)	St. Louis	2-0	11-27-95	St. Louis	30
1996-97 (5)	85.	Dominik Hasek (15)	Colorado	0-0	11-2-96	Colorado	32
	86.	Dominik Hasek (16)	Tampa Bay	3-0	11-27-96	Tampa Bay	32
	87.	Dominik Hasek (17)	Ottawa	3-0	11-29-96	Buffalo	31
	88.	Dominik Hasek (18)	Boston	4-0	12-14-96	Boston	29
	89.	Dominik Hasek (19)	New Jersey	0-0	12-23-96	New Jersey	37
1997-98 (13)	90.	Dominik Hasek (20)	Boston	5-0	11-20-97	Boston	29
	91.	Dominik Hasek (21)	Anaheim	4-0	12-3-97	Buffalo	29
	92.	Dominik Hasek (22)	Tampa Bay	4-0	12-5-97	Buffalo	38
	93.	Dominik Hasek (23)	Montreal	1-0	12-19-97	Buffalo	42
	94.	Dominik Hasek (24)	N.Y. Rangers	2-0	12-21-97	New York	33
	95.	Dominik Hasek (25)	N.Y. Rangers	3-0	12-26-97	Buffalo	28
	96.	Dominik Hasek (26)	Ottawa	3-0	12-31-97	Buffalo	36
	97.	Dominik Hasek (27)	Washington	3-0	3-1-98	Washington	36
	98.	Dominik Hasek (28)	N.Y. Rangers	1-0	3-2-98	New York	33
	99.	Dominik Hasek (29)	Pittsburgh	3-0	3-15-98	Buffalo	22
	100.	Dominik Hasek (30)	Calgary	2-0	3-24-98	Calgary	29
	101.	Dominik Hasek (31)	Edmonton	1-0	3-27-98	Edmonton	20
	102.	Dominik Hasek (32)	Los Angeles	4-0	4-1-98	Buffalo	37
1998-99 (10)	103.	Dominik Hasek (33)	Colorado	3-0	10-12-98	Colorado	32
	104.	Dominik Hasek (34)	N.Y. Rangers	0-0	10-27-98	New York	16
	105.	Dominik Hasek (35)	Washington	2-0	11-12-98	Washington	23
	106.	Dominik Hasek (36)	Philadelphia	3-0	12-4-98	Buffalo	31
	107.	Dominik Hasek (37)	N.Y. Rangers	2-0	12-11-98	Buffalo	16
	108.	Dominik Hasek (38)	Tampa Bay	2-0	12-23-98	Buffalo	38
	109.	Dominik Hasek (39)	New Jersey	2-0	12-26-98	New Jersey	34
	110.	Dominik Hasek (40)	Florida	4-0	1-18-99	Florida	33
	111.	Dwayne Roloson (1)	Vancouver	2-0	2-28-99	Vancouver	15
	112.	Dominik Hasek (41)	Washington	3-0	4-18-99	Buffalo	25
1999-00 (8)	113.	Martin Biron (1)	Atlanta	4-0	11-19-99	Atlanta	18
	114.	Martin Biron (2)	Ottawa	0-0	12-8-99	Buffalo	30
	115.	Martin Biron (3)	Boston	0-0	1-13-00	Boston	39
	116.	Martin Biron (4)	Anaheim	5-0	1-17-00	Anaheim	17
	117.	Martin Biron (5)	Ottawa	1-0	1-28-00	Buffalo	21
	118.	Dominik Hasek (42)	Colorado	2-0	2-8-00	Colorado	24
	119.	Dominik Hasek (43)	Montreal	2-0	4-1-00	Montreal	27
	120.	Dominik Hasek (44)	New Jersey	5-0	4-6-00	New Jersey	32
2000-01 (13)	121.	Dominik Hasek (45)	NY Islanders	3-0	11-9-00	Buffalo	22
	122.	Dominik Hasek (46)	New Jersey	4-0	11-11-00	New Jersey	23
	123.	Dominik Hasek (47)	Boston	3-0	12-12-00	Boston	22
	124.	Dominik Hasek (48)	Ottawa	2-0	12-29-00	Buffalo	34
	125.	Martin Biron (6)	NY Islanders	2-0	12-30-00	New York	15
	126.	Martin Biron (7)	Nashville	2-0	1-6-01	Nashville	29
	127.	Dominik Hasek (49)	Anaheim	4-0	1-12-01	Anaheim	21
	128.	Dominik Hasek (50)	Florida	1-0	1-19-01	Buffalo	21
	129.	Dominik Hasek (51)	Ottawa	2-0	2-19-01	Buffalo	30
	130.	Dominik Hasek (52)	New Jersey	1-0	2-22-01	New Jersey	24
	131.	Dominik Hasek (53)	Toronto	3-0	3-20-01	Buffalo	16
	132.	Dominik Hasek (54)	Atlanta	4-0	3-26-01	Atlanta	19
	133.	Dominik Hasek (55)	Atlanta	1-0	3-30-01	Buffalo	30

SABRE SHUTOUT LEADERS

Dominik Hasek (55), Don Edwards (14), Tom Barrasso (13), Roger Crozier (10), Bob Sauve (7), Martin Biron (7), Dave Dryden (5), Gerry Desjardins (5), Daren Puppa (5), Gary Bromley (4), Clint Malarchuk (2), Grant Fuhr (2), Joe Daley (1), Jacques Cloutier (1), Tom Draper (1), Dwayne Roloson (1)

Note: Figure in brackets for goaltender indicates accumulative total with the Sabres.

SHUTOUTS AGAINST THE SABRES

SEASON	NO.	GOALTENDER	OPPONENT	SCORE	DATE	PLACE	SAVES
1970-71 (9)	1.	Ed Giacomin	N.Y. Rangers	3-0	10-14-70	New York	15
	2.	Phil Myre	Montreal	3-0	10-15-70	Buffalo	14
	3.	Tony Esposito	Chicago	4-0	10-25-70	Buffalo	27
	4.	Cesar Maniago	Minnesota	3-0	11-21-70	Minnesota	22
	5.	Bruce Gamble	Toronto	4-0	12-13-70	Buffalo	17
	6.	Ed Giacomin (2)	N.Y. Rangers	4-0	12-16-70	New York	20
	7.	Jacques Plante	Toronto	2-0	12-19-70	Toronto	24
	8.	Jacques Plante (2)	Toronto	2-0	2-27-71	Toronto	28
	9.	Glenn Hall	St. Louis	9-0	3-13-71	St. Louis	27
1971-72 (3)	10.	Doug Favell	Philadelphia	5-0	12-16-71	Philadelphia	35
	11.	Jim Rutherford	Pittsburgh	2-0	2-17-72	Buffalo	23
	12.	Ken Dryden	Montreal	4-0	2-20-72	Buffalo	32
1972-73 (4)	13.	Marv Edwards	California	0-0	11-9-72	Buffalo	28
	14.	Rogie Vachon	Los Angeles	2-0	12-23-72	Los Angeles	20
	15.	Ed Johnston	Boston	6-0	1-14-73	Boston	20
	16.	Jacques Caron	St. Louis	2-0	3-13-73	St. Louis	23
1973-74 (3)	17.	Gilles Meloche	California	2-0	11-18-73	Buffalo	27
	18.	Dan Bouchard	Atlanta	3-0	1-9-74	Atlanta	32
	19.	Gilles Gilbert	Boston	4-0	3-12-74	Boston	27
1974-75 (1)	20.	Bernie Parent	Philadelphia	6-0	2-1-75	Philadelphia	26
1975-76 (2)	21.	Gary Smith	Vancouver	4-0	11-25-75	Vancouver	35
	22.	Glenn Resch	N.Y. Islanders	3-0	12-7-75	Buffalo	22
1976-77 (3)	23.	Ed Giacomin (3)	Detroit	4-0	10-9-76	Detroit	20
	24.	Glenn Resch (2)	N.Y. Islanders	3-0	12-4-76	New York	33
	25.	Gary Edwards (2)	Cleveland	3-0	1-23-77	Buffalo	27
1977-78 (3)	26.	Mike Veisor	Chicago	2-0	10-16-77	Buffalo	34
	27.	Ron Grahame	Boston	2-0	11-23-77	Buffalo	21
	28.	Ron Low	Detroit	7-0	3-28-78	Detroit	25
1978-79 (3)	29.	Mike Palmateer	Toronto	2-0	10-18-78	Toronto	21
	30.	Mario Lessard	Los Angeles	6-0	10-26-78	Los Angeles	18
	31.	Glenn Resch (3)	N.Y. Islanders	2-0	3-31-79	New York	32
1979-80 (2)	32.	Jim Rutherford (2)	Detroit	4-0	10-25-79	Detroit	26
	33.	Tony Esposito (2)	Chicago	0-0	10-31-79	Chicago	21
1980-81 (0)		None					
1981-82 (1)	34.	Rick Wamsley	Montreal	9-0	10-10-81	Montreal	22.

SHUTOUTS AGAINST THE SABRES

SEASON	NO.	GOALTENDER	OPPONENT	SCORE	DATE	PLACE	SAVES
1982-83 (4)	35.	Murray Bannerman	Chicago	4-0	10-20-82	Chicago	37
	36.	Pete Peeters	Boston	4-0	1-20-83	Boston	20
	37.	Dan Bouchard (2)	Quebec	0-0	2-5-83	Quebec	22
	38.	Brian Hayward	Winnipeg	6-0	3-9-83	Winnipeg	24
1983-84 (2)	39.	Billy Smith	N.Y. Islanders	4-0	11-5-83	New York	25
	40.	Andy Moog	Edmonton	7-0	11-18-83	Edmonton	29
1984-85 (0)		None					
1985-86 (2)	41.	Pat Riggin	Boston	4-0	1-4-86	Boston	24
	42.	Bob Froese	Philadelphia	4-0	2-12-86	Buffalo	28
1986-87 (4)	43.	Patrick Roy	Montreal	0-0	10-15-86	Buffalo	23
	44.	Mike Liut	Hartford	3-0	11-26-86	Hartford	27
	45.	Clint Malarchuk	Quebec	7-0	12-13-86	Quebec	28
	46.	Don Beaupre	Minnesota	5-0	1-20-87	Minnesota	27
1987-88 (4)	47.	Grant Fuhr	Edmonton	5-0	11-7-87	Edmonton	26
	48.	Rejean Lemelin	Boston	9-0	12-22-87	Boston	33
	49.	Rejean Lemelin (2)	Boston	2-0	12-31-87	Buffalo	17
	50.	Greg Stefan	Detroit	4-0	3-1-88	Detroit	19
1988-89 (3)	51.	Rick Wamsley (2)	Calgary	9-0	11-5-88	Calgary	21
	52.	Peter Sidorkiewicz	Hartford	9-0	12-6-88	Hartford	31
	53.	Jon Casey	Minnesota	3-0	3-18-89	Minnesota	27
1989-90 (4)	54.	Grant Fuhr (2)	Edmonton	3-0	11-17-89	Edmonton	30
	55.	Mark Fitzpatrick	N.Y. Islanders	3-0	12-5-89	New York	32
	56.	Patrick Roy (2)	Montreal	1-0	2-3-90	Montreal	30
	57.	Glenn Healy	N.Y. Islanders	1-0	2-4-90	Buffalo	39
1990-91 (2)	58.	John Vanbiesbrouck	N.Y. Rangers	5-0	11-26-90	New York	27
	59.	Jeff Reese	Toronto	3-0	2-17-91	Buffalo	28
1991-92 (3)	60.	Patrick Roy (3)	Montreal	5-0	11-2-91	Montreal	15
	61.	Craig Billington	New Jersey	3-0	12-28-91	New Jersey	26
	62.	Darcy Wakaluk	Minnesota	2-0	2-7-92	Buffalo	39
1992-93 (3)	63.	Patrick Roy (4)	Montreal	3-0	11-30-92	Montreal	23
	64.	Andy Moog (2)	Boston	2-0	3-24-93	Buffalo	21
	65.	Andy Moog (3)	Boston	3-0	4-4-93	Buffalo	31
1993-94 (4)	66.	Chris Terreri	New Jersey	4-0	11-17-93	New Jersey	30
	67.	Mike Richter	N.Y. Rangers	2-0	12-13-93	New York	28
	68.	Tommy Soderstrom	Philadelphia	2-0	12-27-93	Buffalo	30
	69.	Daren Puppa	Tampa Bay	4-0	1-24-94	Tampa Bay	23
1994-95 (0)		None					
1995-96 (5)	70.	Darcy Wakaluk (2)	Dallas	3-0	10-24-95	Dallas	27
	71.	Tom Barrasso	Pittsburgh	1-0	1-17-96	Buffalo	31
	72.	Jim Carey	Washington	1-0	1-26-96	Washington	20
	73.	Kirk McLean	Vancouver	3-0	3-3-96	Buffalo	32
	74.	Eric Fichaud	N.Y. Islanders	3-0	4-6-96	New York	20
1996-97 (10)	75.	Rick Tabaracci	Calgary	3-0	10-6-96	Calgary	19
	76.	Corey Schwab	Tampa Bay	4-0	10-15-96	Buffalo	22
	77.	Andy Moog (4)	Dallas	2-0	10-30-96	Dallas	24
	78.	Patrick Roy (5)	Colorado	0-0	11-2-96	Colorado	20
	79.	Ken Wregget	Pittsburgh	3-0	11-12-96	Pittsburgh	25
	80.	Mike Richter (2)	N.Y. Rangers	3-0	12-13-96	Buffalo	30
	81.	Martin Brodeur	New Jersey	0-0	12-23-96	New Jersey	37
	82.	Patrick Lalime	Pittsburgh	2-0	12-28-96	Pittsburgh	21
	83.	Ron Tugnutt	Ottawa	2-0	4-2-97	Buffalo	15
	84.	Ron Tugnutt (2)	Ottawa	1-0	4-12-97	Ottawa	17
1997-98 (4)	85.	Ron Tugnutt (3)	Ottawa	3-0	12-6-97	Ottawa	25
	86.	Tommy Salo	N.Y. Islanders	4-0	12-17-97	New York	28
	87.	Ron Hextall	Philadelphia	3-0	1-20-98	Philadelphia	29
	88.	Damian Rhodes	Ottawa	1-0	4-5-98	Buffalo	22
1998-99 (3)	89.	Olaf Kolzig	Washington	1-0	10-23-98	Buffalo	30
	90.	Mike Richter (3)	N.Y. Rangers	0-0	10-27-98	New York	24
	91.	Nikolai Khabibulin	Phoenix	1-0	1-11-99	Phoenix	23
1999-00 (7)	92.	Chris Osgood	Detroit	2-0	10-2-99	Detroit	22
	93.	Ron Tugnutt (4)	Ottawa	4-0	10-23-99	Ottawa	19
	94.	John Grahame	Boston	3-0	10-30-99	Boston	26
	95.	Jamie McLennan	St. Louis	2-0	11-26-99	Buffalo	19
	96.	Ron Tugnutt (5)	Ottawa	0-0	12-8-99	Buffalo	30
	97.	Byron Dafoe	Boston	0-0	1-13-00	Boston	23
	98.	Byron Dafoe (2)	Boston	1-0	1-29-00	Boston	25
2000-01 (6)	99.	Felix Potvin	Vancouver	4-0	10-14-00	Vancouver	27
	100.	Roman Cechmanek	Philadelphia	3-0	11-4-00	Philadelphia	18
	101.	Curtis Joseph	Toronto	2-0	1-20-01	Toronto	28
	102.	Roman Cechmanek (2)	Philadelphia	2-0	3-1-01	Philadelphia	26
	103.	Tommy Salo (2)	Edmonton	4-0	3-9-01	Buffalo	28
	104.	Arturs Irbe	Carolina	1-0	3-21-01	Carolina	26

SHUTOUTS AGAINST THE SABRES

OPPONENT SHUTOUT LEADERS

Patrick Roy (5), Ron Tugnutt (5), Andy Moog (4), Ed Giacomin (3), Glenn Resch (3), Mike Richter (3), Tony Esposito (2), Jacques Plante (2), Jim Rutherford (2), Gary Edwards (2), Dan Bouchard (2), Rick Wamsley (2), Grant Fuhr (2), Rejean Lemelin (2), Darcy Wakaluk (2), Byron Dafoe (2), Roman Cechmanek (2) Tommy Salo (2).

Note: Figure in brackets for goaltender indicates accumulative total against the Sabres.

1-0 GAMES INVOLVING THE SABRES

REGULAR SEASON

Date	Opponent	Goal Scorer	Winning Goalie	Sabres Record
12-6-70	vs. Minnesota	R. Anderson	R. Crozier (Buf.)	1-0
1-20-72	vs. Vancouver	D. Luce	R. Crozier (Buf.)	2-0
11-12-72	vs. Pittsburgh	S. Atkinson	R. Crozier (Buf.)	3-0
1-13-74	vs. St. Louis	G. Perreault	D. Dryden (Buf.)	4-0
10-19-78	vs. Toronto	C. Ramsay	D. Edwards (Buf.)	5-0
3-27-86	at Philadelphia	G. Perreault	J. Cloutier (Buf.)	6-0
2-3-90	at Montreal	S. Richer	P. Roy (Mtl.)	6-1
2-4-90	vs. N.Y. Islanders	D. King	G. Healy (N.Y.I.)	6-2
4-8-94	vs. Montreal	D. Audette	D. Hasek (Buf.)	7-2
2-2-95	at Washington	D. Hawerchuk	D. Hasek (Buf.)	8-2
1-17-96	vs. Pittsburgh	J. Jagr	T. Barrasso (Pit.)	8-3
1-26-96	at Washington	J. Juneau	J. Carey (Wsh.)	8-4
4-12-97	at Ottawa	S. Duchesne	R. Tugnutt (Ott.)	8-5
12-19-97	vs. Montreal	D. Audette	D. Hasek (Buf.)	9-5
3-2-98	at N.Y. Rangers	A. Zhitnik	D. Hasek (Buf.)	10-5
3-27-98	at Edmonton	M. Satan	D. Hasek (Buf.)	11-5
4-5-98	vs. Ottawa	D. Alfredsson	D. Rhodes (Ott.)	11-6
10-23-98	vs. Washington	J. Svejkovsky	O. Kolzig (Wsh.)	11-7
1-11-99	at Phoenix	D. Drake	N. Khabibulin (Phx.)	11-8
1-28-00	vs. Ottawa	J. Patrick	M. Biron (Buf.)	12-8
1-19-01	vs. Florida	D. Hamel	D. Hasek (Buf.)	13-8
2-22-01	@ New Jersey	D. Andreychuk	D. Hasek (Buf.)	14-8
3-21-01	@ Carolina	D. Tanabe	A. Irbe (Car.)	14-9

PLAYOFFS

Date	Opponent	Goal Scorer	Winning Goalie	Sabres Record
4-6-83	at Montreal	B. Peterson	B. Sauve (Buf.)	1-0
* 4-27-94	vs. New Jersey	D. Hannan	D. Hasek (Buf.)	2-0
* 4-23-97	at Ottawa	D. Alfredsson	R. Tugnutt (Ott.)	2-1

* - overtime decision

EMPTY NET GOALS

	Current Sabres Only				
By Sabres	00-01	99-00	98-99	97-98	96-97
Maxim Afinogenov	1	1	--	--	--
Curtis Brown	0	0	0	1	0
J.P. Dumont	1	--	--	--	-
Chris Gratton	1	0	--	--	--
Erik Rasmussen	1	0	1	--	--
Miroslav Satan	2	1	2	1	0
Richard Smehlik	0	0	1	0	1
Vaclav Varada	2	2	1	1	0
Alexei Zhitnik	1	0	1	1	1
Sabres Total	10	4	8	8	11
Opponents Total	3	6	4	3	6

2000-01 ENG by Opponents: Pavol Demitra (St. Louis), Shawn McEachern (Ottawa), Robert Lang (Pittsburgh)

1999-00 ENG by Opponents: John LeClair (PHI), Pavel Bure (FLA), Petr Sykora (NJ), Scott Gomez (NJ), Petr Nedved (NYR), Sean Hill (CAR)

1998-99 ENG by Opponents: Brian Rolston (NJ), Jaromir Jagr (PIT), Sylvain Lefebvre (COL), Bill Guerin (EDM)

1997-98 ENG by Opponents: Chris Wells (FLA), Randy Cunneyworth (OTT), Eric Daze (CHI)

1996-97 ENG by Opponents: German Titov (CGY), Daniel Lacroix (PHI), Jaromir Jagr (PIT), Doug Gilmour (N.J.), Dave Andreychuk (N.J.), Ian Moran (PIT)

(Buffalo totals are as Sabre only)

SABRES PENALTY SHOTS

GAME -	MATCHUP	RESULT
November 5, 1970 at Buffalo -	Paul Andrea vs. Vancouver's Dunc Wilson	unsuccessful
December 20, 1973 at Buffalo -	John Gould vs. Montreal's Michel Plasse	unsuccessful
January 31, 1974 at Philadelphia -	Rick Martin vs. Philadelphia's Bernie Parent	goal
January 25, 1975 at Montreal -	Rick Martin vs. Montreal's Michel Larocque	unsuccessful
February 2, 1975 at Buffalo -	Don Luce vs. Kansas City's Denis Herron	unsuccessful
October 19, 1975 at Buffalo -	Don Luce vs. Washington's Ron Low	unsuccessful
February 4, 1976 at Los Angeles -	Gil Perreault vs. Los Angeles' Rogie Vachon	unsuccessful
February 22, 1976 at Buffalo -	Rene Robert vs. Montreal's Ken Dryden	unsuccessful
April 1, 1978 at Toronto -	Gil Perreault vs. Toronto's Mike Palmateer	unsuccessful
December 19, 1982 at Buffalo -	Brent Peterson vs. Quebec's Dan Bouchard	unsuccessful
November 25, 1983 at Buffalo -	Gil Perreault vs. Chicago's Murray Bannerman	goal
January 13, 1984 at Buffalo -	Brent Peterson vs. Edmonton's Grant Fuhr	unsuccessful
January 14, 1984 at Detroit -	Brent Peterson vs. Detroit's Greg Stefan	goal
October 31, 1984 at Buffalo -	John Tucker vs. Philadelphia's Pelle Lindbergh	goal
December 26, 1984 at Buffalo -	John Tucker vs. Toronto's Rick St. Croix	unsuccessful
November 22, 1986 at Quebec -	Dave Andreychuk vs. Quebec's Clint Malarchuk	unsuccessful
November 15, 1987 at Buffalo -	Christian Ruuttu vs. Toronto's Ken Wregget	unsuccessful
*April 9, 1988 at Buffalo -	John Tucker vs. Boston's Andy Moog	goal
February 19, 1989 at Buffalo -	Mike Foligno vs. Detroit's Glen Hanlon	unsuccessful
October 17, 1990 at Buffalo -	Pierre Turgeon vs. Montreal's Patrick Roy	goal
October 12, 1991 at Quebec -	Dave McLlwain vs. Quebec's Ron Tugnutt	unsuccessful
January 10, 1992 at Buffalo -	Alexander Mogilny vs. Edmonton's Bill Ranford	unsuccessful
February 7, 1992 at Buffalo -	Dave Andreychuk vs. Minnesota's Darcy Wakaluk	unsuccessful
November 11, 1992 at Buffalo -	Brad May vs. Boston's Andy Moog	goal
November 29, 1992 at Ottawa -	Pat LaFontaine vs. Ottawa's Peter Sidorkiewicz	goal
December 17, 1993 at Buffalo -	Alexander Mogilny vs. Los Angeles' Robb Stauber	unsuccessful
January 11, 1994 at Chicago -	Randy Wood vs. Chicago's Jeff Hackett	goal
February 10, 1994 at Boston -	Wayne Presley vs. Boston's Vincent Riendeau	unsuccessful
October 22, 1995 at Buffalo -	Dave Hannan vs. St. Louis' Grant Fuhr	unsuccessful
February 3, 1996 at Boston -	Randy Burridge vs. Boston's Bill Ranford	unsuccessful
November 21, 1996 at Buffalo -	Donald Audette vs. Toronto's Felix Potvin	unsuccessful
April 11, 1998 at Ottawa -	Dixon Ward vs. Ottawa's Damian Rhodes	goal
October 9, 1999 at Atlanta –	Miroslav Satan vs. Atlanta's Damien Rhodes	goal
December 28, 1999 at Buffalo –	Miroslav Satan vs. Detroit's Ken Wregget	unsuccessful
March 4, 2000 at NY Islanders –	Miroslav Satan vs. NY Islanders Kevin Weekes	unsuccessful

Shots For: 35 **Goals For: 11** **Unsuccessful: 24** * - indicates a playoff game

OPPONENT PENALTY SHOTS

GAME -	MATCHUP	RESULT
October 20, 1971 at Toronto -	Paul Henderson of Toronto vs. Roger Crozier	unsuccessful
November 12, 1972 at Buffalo -	Lowell McDonald of Pittsburgh vs. Roger Crozier	unsuccessful
March 9, 1973 at Vancouver -	Andre Boudrias of Vancouver vs. Roger Crozier	goal
November 13, 1974 at Montreal -	Steve Shutt of Montreal vs. Gary Bromley	unsuccessful
December 5, 1974 at Buffalo -	Tommy Williams of Washington vs. Gary Bromley	unsuccessful
January 23, 1975 at Buffalo -	Pierre Jarry of Detroit vs. Roger Crozier	unsuccessful
February 22, 1981 at Buffalo -	Steve Shutt of Montreal vs. Don Edwards	unsuccessful
December 17, 1981 at Philadelphia -	Behn Wilson of Philadelphia vs. Don Edwards	goal
March 29, 1983 at Hartford -	Blaine Stoughton of Hartford vs. Bob Sauve	goal
March 9, 1984 at Buffalo -	Marcel Dionne of Los Angeles vs. Tom Barrasso	goal
January 5, 1985 at N.Y. Islanders -	Bryan Trottier of N.Y. Islanders vs. Tom Barrasso	unsuccessful
January 24, 1991 at Chicago -	Dave Manson of Chicago vs. Darcy Wakaluk	unsuccessful
January 29, 1992 at Detroit -	Steve Yzerman of Detroit vs. Daren Puppa	goal
March 3, 1992 at Quebec -	Mats Sundin of Quebec vs. Tom Draper	goal
March 8, 1992 at Buffalo -	Marty McInnis of N.Y. Islanders vs. Tom Draper	unsuccessful
March 17, 1992 at Minnesota -	Ulf Dahlen of Minnesota vs. Daren Puppa	unsuccessful
March 10, 1993 at Quebec -	Alexei Gusarov of Quebec vs. Grant Fuhr	goal
March 8, 1995 at Montreal -	Mark Recchi of Montreal vs. Dominik Hasek	unsuccessful
March 23, 1996 at Pittsburgh -	Mario Lemieux of Pittsburgh vs. Dominik Hasek	unsuccessful
February 27, 1997 at New Jersey -	John MacLean of New Jersey vs. Dominik Hasek	goal
March 8, 1997 at Montreal -	Vincent Damphousse of Montreal vs. Dominik Hasek	unsuccessful
April 10, 1997 at Boston -	Jason Allison of Boston vs. Dominik Hasek	unsuccessful
*May 11, 1997 at Buffalo -	Eric Lindros of Philadelphia vs. Steve Shields	goal
October 7, 1997 at Buffalo -	Jere Lehtinen of Dallas vs. Dominik Hasek	goal
*May 29, 1999 - at Buffalo -	Mats Sundin of Toronto vs. Dominik Hasek	goal
January 6, 2000 at Buffalo –	Petr Sykora of New Jersey vs. Dwayne Roloson	goal
January 8, 2000 at Ottawa –	Daniel Alfredsson of Ottawa vs. Martin Biron	unsuccessful
March 4, 2000 at NY Islanders –	Olli Jokinen of NY Islanders vs. Dominik Hasek	goal
*April 16, 2000 at Buffalo –	Eric Desjardins of Philadelphia vs. Dominik Hasek	unsuccessful
*April 11, 2001 at Philadelphia –	Mark Recchi of Philadelphia vs. Dominik Hasek	unsuccessful
*May 2, 2001 at Pittsburgh –	Martin Straka of Pittsburgh vs. Dominik Hasek	unsuccessful

Shots For: 31 **Goals For: 13** **Unsuccessful: 18** * - indicates a playoff game

YEARLY LEADERS

YEAR	GOALS	ASSISTS	POINTS
1970-71	Perreault (38)	Goyette (46)	Perreault (72)
1971-72	Martin (44)	Perreault (48)	Martin & Perreault (74)
1972-73	Robert (40)	Perreault (60)	Perreault (88)
1973-74	Martin (52)	Robert (44)	Martin (86)
1974-75	Martin (52)	Robert (60)	Robert (100)
1975-76	Gare (50)	Perreault (69)	Perreault (113)
1976-77	Perreault (39)	Perreault (56)	Perreault (95)
1977-78	Perreault (41)	Perreault & Robert (48)	Perreault (89)
1978-79	Martin (32)	Perreault (58)	Perreault (85)
1979-80	Gare (56)	Perreault (66)	Perreault (106)
1980-81	Gare (46)	Van Boxmeer (51)	Gare (85)
1981-82	Perreault (31)	Van Boxmeer (54)	Perreault (73)
1982-83	McKegney (36)	Housley (47)	Perreault (76)
1983-84	Andreychuk (38)	Perreault (59)	Perreault (90)
1984-85	Andreychuk (31)	Perreault & Housley (53)	Perreault (83)
1985-86	Foligno (41)	Andreychuk (51)	Andreychuk (87)
1986-87	Foligno (30)	Andreychuk (48)	Andreychuk (73)
1987-88	Sheppard (38)	Andreychuk (48)	Andreychuk (78)
1988-89	Turgeon (34)	Turgeon (54)	Turgeon (88)
1989-90	Andreychuk & Turgeon (40)	Turgeon (66)	Turgeon (106)
1990-91	Andreychuk (36)	Hawerchuk (58)	Hawerchuk (89)
1991-92	LaFontaine (46)	Hawerchuk (75)	Hawerchuk (98)
1992-93	Mogilny (76)	LaFontaine (95)	LaFontaine (148)
1993-94	Hawerchuk (35)	Hawerchuk (51)	Hawerchuk (86)
1994-95	Audette (24)	Mogilny (28)	Mogilny (47)
1995-96	LaFontaine (40)	LaFontaine (51)	LaFontaine (91)
1996-97	Audette (28)	Galley (34)	Plante (53)
1997-98	Audette (24)	Zhitnik (30)	Satan (46)
1998-99	Satan (40)	Woolley (33)	Satan (66)
1999-00	Satan (33)	Gilmour (48)	Gilmour (73)
2000-01	Audette (34)	Audette (45)	Audette (79)

YEAR	PENALTY MINUTES	PLUS/MINUS	GOALS-AGAINST AVE.
1970-71	Pratt (179)	Atkinson (+1)	Crozier (3.68)
1971-72	Hamilton (105)	Ramsay (+5)	Crozier (3.51)
1972-73	Schoenfeld (178)	Robert (+16)	Dryden (2.65)
1973-74	Carriere (103)	Ramsay (+17)	Dryden (2.97)
1974-75	Korab & Schoenfeld (184)	Luce (+61)	Bromley (3.10)
1975-76	Gare (129)	Guevremont (+47)	Desjardins (2.95)
1976-77	Korab (120)	Hajt (+39)	Edwards (2.51)
1977-78	Korab (119)	Hajt (+36)	Edwards (2.64)
1978-79	Korab (104)	Ramsay (+21)	Edwards (3.02)
1979-80	Playfair (145)	Schoenfeld (+60)	Sauve (2.36)
1980-81	Playfair (169)	Ramsay (+39)	Edwards (2.96)
1981-82	Playfair (258)	Van Boxmeer (+23)	Edwards (3.51)
1982-83	Playfair (180)	Ramsey (+20)	Sauve (3.45)
1983-84	Playfair (209)	Foligno (+32)	Barrasso (2.84)
1984-85	Playfair (157)	Hajt (+32)	Barrasso (2.66)
1985-86	Foligno (168)	Foligno (+25)	Barrasso (3.61)
1986-87	Dykstra (179)	Foligno (+13)	Barrasso (3.65)
1987-88	Foligno (220)	Johansson (+12)	Barrasso (3.31)
1988-89	Hartman (316)	Ruuttu (+13)	Puppa (3.36)
1989-90	Hartman (211)	Ramsey (+21)	Puppa (2.89)
1990-91	Ray (350)	Four Players (+14)	Malarchuk (3.35)
1991-92	Ray (354)	LaFontaine (+10)	Draper (3.21)
1992-93	May (242)	Bodger (+14)	Hasek (3.15)
1993-94	Ray (274)	Muni (+28)	Hasek (1.95)
1994-95	Ray (173)	Khmylev (+8)	Hasek (2.11)
1995-96	Barnaby (335)	Wilson (+13)	Hasek (2.83)
1996-97	Ray (286)	Peca (+26)	Hasek (2.27)
1997-98	Barnaby (289)	Shannon (+26)	Hasek (2.09)
1998-99	Ray (261)	Shannon (+28)	Hasek (1.87)
1999-00	Ray (158)	Tsyplakov (+23)	Hasek (2.21)
2000-01	Ray (210)	Brown (+15)	Hasek (2.11)

YEARLY WON-LOST RECORDS OF SABRES GOALIES

YEAR	GOALTENDER	W	L	T
1970-71	Roger Crozier	9	20	7
	Joe Daley	12	16	8
	Dave Dryden	3	3	0
1971-72	Roger Crozier	13	34	14
	Dave Dryden	3	9	5
1972-73	Roger Crozier	23	13	7
	Dave Dryden	14	13	7
	Rocky Farr	0	1	0
1973-74	Gary Bromley	3	5	3
	Roger Crozier	4	5	0
	Dave Dryden	23	20	8
	Rocky Farr	2	4	1
1974-75	Gary Bromley	26	11	11
	Roger Crozier	17	2	1
	Gerry Desjardins	6	2	1
	Rocky Farr	0	1	2
1975-76	Gary Bromley	0	1	0
	Roger Crozier	8	2	5
	Gerry Desjardins	29	15	11
	Al Smith	9	3	2
1976-77	Gerry Desjardins	31	12	6
	Don Edwards	16	7	2
	Bob Sauve	1	2	0
	Al Smith	0	3	0
1977-78	Gerry Desjardins	0	1	0
	Don Edwards	38	16	17
	Bob Sauve	6	2	0
1978-79	Don Edwards	26	18	9
	Randy Ireland	0	0	0
	Bob Sauve	10	10	7
1979-80	Don Edwards	27	9	12
	Bob Sauve	20	8	4
1980-81	Don Edwards	23	10	12
	Bob Sauve	16	10	9
1981-82	Jacques Cloutier	5	1	0
	Don Edwards	26	23	9
	Paul Harrison	2	1	1
	Bob Sauve	6	1	5
1982-83	Jacques Cloutier	10	7	6
	Phil Myre	3	2	0
	Bob Sauve	25	20	7
1983-84	Tom Barrasso	26	12	3
	Bob Sauve	22	13	4
1984-85	Tom Barrasso	25	18	10
	Jacques Cloutier	0	0	1
	Bob Sauve	13	10	3
1985-86	Tom Barrasso	29	24	5
	Jacques Cloutier	5	9	1
	Daren Puppa	0	2	1
1986-87	Tom Barrasso	17	23	2
	Jacques Cloutier	11	19	5
	Daren Puppa	0	2	1
1987-88	Tom Barrasso	25	18	8
	Jacques Cloutier	4	8	2
	Daren Puppa	8	6	1
1988-89	Tom Barrasso	2	7	0
	Jacques Cloutier	15	14	0
	Clint Malarchuk	3	1	1
	Daren Puppa	17	10	6
	Darcy Wakaluk	1	3	0
1989-90	Clint Malarchuk	14	11	2
	Daren Puppa	31	16	6
1990-91	David Littman	0	0	0
	Clint Malarchuk	12	14	10
	Daren Puppa	15	11	6
	Darcy Wakaluk	4	5	3
1991-92	Tom Draper	10	9	5
	David Littman	0	1	0
	Clint Malarchuk	10	13	3
	Daren Puppa	11	14	4
1992-93	Tom Draper	5	6	0
	Grant Fuhr	11	15	2
	Dominik Hasek	11	10	4
	Daren Puppa	11	5	4
1993-94	Grant Fuhr	13	12	3
	Dominik Hasek	30	20	6
1994-95	Grant Fuhr	1	2	0
	Dominik Hasek	19	14	7
	Robb Stauber	2	3	0
1995-96	Martin Biron	0	2	0
	John Blue	2	2	0
	Dominik Hasek	22	30	6
	Steve Shields	1	0	0
	Andrei Trefilov	8	8	1
1996-97	Dominik Hasek	37	20	10
	Steve Shields	3	8	2
	Andrei Trefilov	0	2	0
1997-98	Dominik Hasek	33	23	13
	Steve Shields	3	6	4
1998-99	Martin Biron	1	2	1
	Dominik Hasek	30	18	14
	Dwayne Roloson	6	8	2
1999-00	Martin Biron	19	18	2
	Dominik Hasek	15	11	6
	Dwayne Roloson	1	7	3
2000-01	Dominik Hasek	37	24	4
	Martin Biron	7	7	1
	Mika Noronen	2	0	0

SABRES CAREER LEADERS

GAMES PLAYED	TOT.
Gil Perreault	1,191
Craig Ramsay	1,070
Mike Ramsey	911
Bill Hajt	854
Dave Andreychuk	837
Rob Ray	777
Don Luce	766
Rick Martin	681
Ric Seiling	664
Mike Foligno	664
Lindy Ruff	608
Phil Housley	608

GOALS	TOT.
Gil Perreault	512
Rick Martin	382
Dave Andreychuk	368
Danny Gare	267
Craig Ramsay	252
Mike Foligno	247
Rene Robert	222
Don Luce	216
Alexander Mogilny	211
Phil Housley	178

ASSISTS	TOT.
Gil Perreault	814
Dave Andreychuk	436
Craig Ramsay	420
Phil Housley	380
Rene Robert	330
Rick Martin	313
Don Luce	310
Dale Hawerchuk	275
Mike Foligno	264
Mike Ramsey	256

POINTS	TOT.
Gil Perreault	1,326
Dave Andreychuk	804
Rick Martin	695
Craig Ramsay	672
Phil Housley	558
Rene Robert	552
Don Luce	526
Mike Foligno	511
Danny Gare	500
Alexander Mogilny	444

PENALTY MINUTES	TOT.
Rob Ray	2,897
Mike Foligno	1,450
Larry Playfair	1,390
Brad May	1,323
Matthew Barnaby	1,248
Lindy Ruff	1,126
Jim Schoenfeld	1,025
Mike Ramsey	924
Mike Hartman	890
Jerry Korab	870

POWER-PLAY GOALS	TOT.
Dave Andreychuk	160
Gil Perreault	128
Rick Martin	112
Alexander Mogilny	78
Danny Gare	66
Pat LaFontaine	66
Donald Audette	65
Phil Housley	61
Mike Foligno	61
Pierre Turgeon	57

GAME-WINNING GOALS	TOT.
Gil Perreault	81
Rick Martin	47
Mike Foligno	43
Dave Andreychuk	38
Danny Gare	35
Rene Robert	32
Craig Ramsay	32
Don Luce	30
Donald Audette	30
Alexander Mogilny	29

HAT TRICKS	TOT.
Rick Martin	21
Gil Perreault	18
Danny Gare	10
Alexander Mogilny	10
Dave Andreychuk	9
Pat LaFontaine	6
Rene Robert	5
Mike Foligno	5
Andre Savard	4
Four tied at 3	

SHORT-HANDED GOALS	TOT.
Craig Ramsay	27
Don Luce	21
Michael Peca	14
Wayne Presley	11
Ric Seiling	9
Dave Hannan	8
Gil Perreault	8
Gilles Hamel	8
Christian Ruuttu	8
Bob Sweeney	8
Andre Savard	7
Dixon Ward	7

GAME-TYING GOALS	TOT.
Danny Gare	21
Rick Martin	20
Gil Perreault	16
Craig Ramsay	15
Rene Robert	10
Don Luce	10
Mike Foligno	8
Dave Andreychuk	8
Gerry Meehan	7
Ric Seiling	6
Larry Playfair	6

SABRES CAREER LEADERS

SHOTS	TOT.
Gil Perreault	2,837
Dave Andreychuk	2,342
Rick Martin	2,192
Phil Housley	1,610
Don Luce	1,562
Rene Robert	1,481
Danny Gare	1,480
Craig Ramsay	1,479
Mike Foligno	1,438
Alexander Mogilny	1,333

GOALIE GAMES	TOT.
Dominik Hasek	491
Don Edwards	307
Tom Barrasso	266
Bob Sauve	246
Daren Puppa	215
Roger Crozier	202
Jacques Cloutier	144
Dave Dryden	120
Gerry Desjardins	116
Clint Malarchuk	102

GOALIE MINUTES	TOT.
Dominik Hasek	28,664
Don Edwards	17,969
Tom Barrasso	15,463
Bob Sauve	14,063
Daren Puppa	11,763
Roger Crozier	10,980
Jacques Cloutier	7,442
Gerry Desjardins	6,802
Dave Dryden	6,440
Clint Malarchuk	5,692

GOALIE WINS	TOT.
Dominik Hasek	234
Don Edwards	156
Tom Barrasso	124
Bob Sauve	119
Daren Puppa	96
Roger Crozier	74
Gerry Desjardins	66
Jacques Cloutier	50
Dave Dryden	43
Clint Malarchuk	39

SHUTOUTS	TOT.
Dominik Hasek	55
Don Edwards	14
Tom Barrasso	13
Roger Crozier	10
Bob Sauve	7
Martin Biron	7
Daren Puppa	5
Dave Dryden	5
Gerry Desjardins	5
Gary Bromley	4
Grant Fuhr	2
Clint Malarchuk	2

GOALIE WIN. PCT. (MIN. 25 GP)	W	L	T	PCT.
Gerry Desjardins	66	30	18	.658
Don Edwards	156	83	61	.622
Gary Bromley	29	17	14	.600
Bob Sauve	113	76	39	.581
Daren Puppa	96	68	28	.573
Dominik Hasek	197	146	66	.548
Tom Barrasso	124	102	28	.543
Clint Malarchuk	39	39	16	.500
Tom Draper	15	15	5	.500
Roger Crozier	74	76	29	.494

SABRES ONE-SEASON LEADERS

MOST GOALS IN A SEASON	
76	Alexander Mogilny (1992-93)
56	Danny Gare (1979-80)
53	Pat LaFontaine (1992-93)
52	Rick Martin (1973-74)
52	Rick Martin (1974-75)
50	Danny Gare (1975-76)
49	Rick Martin (1975-76)
46	Pat LaFontaine (1991-92)
46	Danny Gare (1980-81)
45	Rick Martin (1979-80)

MOST ASSISTS IN A SEASON	
95	Pat LaFontaine (1992-93)
80	Dale Hawerchuk (1992-93)
75	Dale Hawerchuk (1991-92)
69	Gil Perreault (1975-76)
66	Gil Perreault (1979-80)
66	Pierre Turgeon (1989-90)
60	Rene Robert (1974-75)
60	Phil Housley (1989-90)
60	Gil Perreault (1972-73)
59	Gil Perreault (1983-84)

MOST POINTS IN A SEASON	
148	Pat LaFontaine (1992-93)
127	Alexander Mogilny (1992-93)
113	Gil Perreault (1975-76)
106	Gil Perreault (1979-80)
106	Pierre Turgeon (1989-90)
100	Rene Robert (1974-75)
98	Dale Hawerchuk (1991-92)
96	Dale Hawerchuk (1992-93)
96	Gil Perreault (1974-75)
95	Rick Martin (1974-75)
95	Gil Perreault (1976-77)

MOST PENALTY MINUTES IN A SEASON	
354	Rob Ray (1991-92)
350	Rob Ray (1990-91)
335	Matthew Barnaby (1995-96)
316	Mike Hartman (1988-89)
309	Brad May (1991-92)
295	Brad May (1995-96)
295	Gord Donnelly (1991-92)
289	Matthew Barnaby (1997-98)
287	Rob Ray (1995-96)
286	Rob Ray (1996-97)

SABRES ONE-SEASON LEADERS

BEST PLUS/MINUS IN A SEASON (40 GP)	
+61	Don Luce (1974-75)
+60	Jim Schoenfeld (1979-80)
+51	Craig Ramsay (1974-75)
+49	Danny Gare (1979-80)
+47	Bill Hajt (1974-75)
+47	Jocelyn Guevremont (1975-76)
+44	Craig Ramsay (1975-76)
+41	Jerry Korab (1974-75)
+40	Danny Gare (1974-75)
+40	Jim Schoenfeld (1975-76)
+40	Tony McKegney (1979-80)
+40	John Van Boxmeer (1979-80)

MOST POWER-PLAY GOALS IN A SEASON	
28	Dave Andreychuk (1991-92)
27	Alexander Mogilny (1992-93)
23	Pat LaFontaine (1991-92)
21	Rick Martin (1974-75)
20	Pat LaFontaine (1992-93)
20	Dave Andreychuk (1992-93)
19	Pierre Turgeon (1988-89)
19	Rick Martin (1971-72)
18	Rick Martin (1975-76)
18	Dave Andreychuk (1989-90)

MOST SHOTS IN A SEASON	
360	Alexander Mogilny (1992-93)
337	Dave Andreychuk (1991-92)
327	Rick Martin (1975-76)
320	Rick Martin (1973-74)
306	Pat LaFontaine (1992-93)
303	Danny Gare (1975-76)
301	Rick Martin (1974-75)
299	Rick Martin (1972-73)
274	Danny Gare (1974-75)
273	Rene Robert (1975-76)

MOST GAME-WINNING GOALS IN A SEASON	
11	Alexander Mogilny (1992-93)
11	Danny Gare (1979-80)
10	Pierre Turgeon (1989-90)
9	Gil Perreault (1976-77)
8	Michael Peca (1998-99)
8	Gil Perreault (1974-75)
7	15 tied

MOST SHORT-HANDED GOALS IN A SEASON	
8	Don Luce (1974-75)
7	Craig Ramsay (1974-75)
6	Michael Peca (1996-97)
5	Michael Peca (1997-98)
5	Wayne Presley (1994-95)
5	Wayne Presley (1993-94)
5	Craig Ramsay (1977-78)
4	Dave Snuggerud (1990-91)
4	Don Luce (1980-81)
3	several players

BEST SHOOTING PERCENTAGE (50+ GP)	
24.4	Peter McNab (1974-75)
24.2	Mikko Makela (1990-91)
23.1	Yvon Lambert (1981-82)
23.0	Craig Ramsay (1978-79)
22.9	Kevin Maguire (1988-89)
22.7	Pat LaFontaine (1991-92)
22.2	Gil Perreault (1979-80)
22.0	Ray Sheppard (1987-88)
21.8	Craig Ramsay (1980-81)
21.4	Gil Perreault (1977-78)
21.4	Ric Seiling (1980-81)

MOST HAT TRICKS IN A SEASON	
7	Rick Martin (1975-76)
7	Alexander Mogilny (1992-93)
4	Rick Martin (1973-74)
4	Gil Perreault (1977-78)
4	Pat LaFontaine (1991-92)
3	Gil Perreault (1974-75)
3	Danny Gare (1975-76)
3	Rene Robert (1976-77)
3	Dave Andreychuk (1987-88)
3	Eddie Shack (1970-71)

MOST GAME-TYING GOALS IN A SEASON	
6	Danny Gare (1977-78)
4	Danny Gare (1978-79)
4	Danny Gare (1975-76)
4	Rick Martin (1971-72)
3	several players tied

MOST GAMES BY A GOALIE	
72	Dominik Hasek (1997-98)
72	Don Edwards (1977-78)
67	Dominik Hasek (1996-97)
67	Dominik Hasek (2000-01)
64	Dominik Hasek (1998-99
63	Roger Crozier (1971-72)
62	Don Edwards (1981-82)
60	Tom Barrasso (1985-86)
59	Dominik Hasek (1995-96
58	Dominik Hasek (1993-94)

MOST MINUTES BY A GOALIE	
4,220	Dominik Hasek (1997-98)
4,209	Don Edwards (1977-78)
4,037	Dominik Hasek (1996-97)
3,904	Dominik Hasek (2000-01)
3,817	Dominik Hasek (1998-99)
3,654	Roger Crozier (1971-72)
3,561	Tom Barrasso (1985-86)
3,500	Don Edwards (1981-82)
3,417	Dominik Hasek (1995-96)
3,358	Dominik Hasek (1993-94)

MOST WINS BY A GOALIE	
38	Don Edwards (1977-78)
37	Dominik Hasek (1996-97)
37	Dominik Hasek (2000-01)
33	Dominik Hasek (1997-98)

MOST LOSSES BY A GOALIE	
34	Roger Crozier (1971-72)
30	Dominik Hasek (1995-96)
24	Dominik Hasek (2000-01)
24	Tom Barrasso (1985-86)

MOST WINS BY A GOALIE (CONT.)

31	Gerry Desjardins (1976-77)
31	Daren Puppa (1989-90)
30	Dominik Hasek (1993-94)
29	Gerry Desjardins (1975-76)
29	Tom Barrasso (1985-86)
27	Don Edwards (1979-80)
26	Gary Bromley (1974-75)
26	Don Edwards (1978-79)
26	Don Edwards (1981-82)
26	Tom Barrasso (1983-84)

MOST LOSSES BY A GOALIE (CONT.)

23	Dominik Hasek (1997-98)
23	Don Edwards (1981-82)
23	Tom Barrasso (1986-87)
20	Dominik Hasek (1996-97)
20	Dominik Hasek (1993-94)
20	Bob Sauve (1982-83)
20	Dave Dryden (1973-74)
20	Roger Crozier (1970-71)

BEST SAVE PERCENTAGE (25+ GP)

.937	Dominik Hasek (1998-99)
.932	Dominik Hasek (1997-98)
.930	Dominik Hasek (1996-97)
.930	Dominik Hasek (1994-95)
.930	Dominik Hasek (1993-94)
.921	Dominik Hasek (2000-01
.920	Dominik Hasek (1995-96)
.919	Dominik Hasek (1999-00)
.909	Martin Biron (1999-00)
.908	Dave Dryden (1972-73)
.906	Don Edwards (1977-78)

LOWEST GOALS AGAINST AVE. (25+ GP)

1.87	Dominik Hasek (1998-99)
1.95	Dominik Hasek (1993-94)
2.09	Dominik Hasek (1997-98)
2.11	Dominik Hasek (2000-01)
2.11	Dominik Hasek (1994-95)
2.21	Dominik Hasek (1999-00)
2.27	Dominik Hasek (1996-97)
2.36	Bob Sauve (1979-80)
2.42	Martin Biron (1999-00)
2.51	Don Edwards (1976-77)
2.57	Don Edwards (1979-80)

MOST SHOTS FACED BY A GOALIE

2,190	Roger Crozier (1971-72)
2,177	Dominik Hasek (1996-97)
2,149	Dominik Hasek (1997-98)
2,011	Dominik Hasek (1995-96)
1,970	Don Edwards (1977-78)
1,877	Dominik Hasek (1998-99)
1,778	Tom Barrasso (1985-86)
1,726	Dominik Hasek (2000-01)
1,722	Don Edwards (1981-82)
1,658	Tom Barrasso (1987-88)

MOST GOALS BY A DEFENSEMAN

29	Phil Housley (1987-88)
26	Phil Housley (1988-89)
24	Phil Housley (1983-84)
21	Phil Housley (1986-87)
21	Phil Housley (1989-90)
18	John Van Boxmeer (1980-81)
15	Alexei Zhitnik (1997-98)
14	Richard Smehlik (1993-94)
14	John Van Boxmeer (1981-82)
14	Jerry Korab (1976-77)

MOST ASSISTS BY A DEFENSEMAN

60	Phil Housley (1989-90)
54	John Van Boxmeer (1981-82)
51	John Van Boxmeer (1980-81)
46	Phil Housley (1986-87)
45	Doug Bodger (1992-93)
44	Garry Galley (1995-96)
44	Jerry Korab (1974-75)
44	Phil Housley (1988-89)
42	Richie Dunn (1980-81)
40	five players tied

MOST POINTS BY A DEFENSEMAN

81	Phil Housley (1989-90)
70	Phil Housley (1988-89)
69	John Van Boxmeer (1980-81)
68	John Van Boxmeer (1981-82)
67	Phil Housley (1986-87)
66	Phil Housley (1987-88)
64	Phil Housley (1983-84)
56	Jerry Korab (1974-75)
54	Garry Galley (1995-96)
54	Doug Bodger (1992-93)

MOST GOALS BY A ROOKIE

44	Rick Martin (1971-72)
38	Gil Perreault (1970-71)
38	Ray Sheppard (1987-88)
31	Danny Gare (1974-75)
31	Donald Audette (1991-92)
22	John Tucker (1984-85)
22	Peter McNab (1974-75)
22	Christian Ruuttu (1986-87)
21	Derek Plante (1993-94)
20	Steve Atkinson (1970-71)

MOST ASSISTS BY A ROOKIE

47	Phil Housley (1982-83)
43	Christian Ruuttu (1986-87)
38	Calle Johansson (1987-88)
36	J.F. Sauve (1981-82)
35	Derek Plante (1993-94)
34	Gil Perreault (1970-71)
31	Danny Gare (1974-75)
30	Benoit Hogue (1988-89)
30	Rick Martin (1971-72)
28	Alexander Mogilny (1989-90)
28	Pierre Turgeon (1987-88)

MOST POINTS BY A ROOKIE

74	Rick Martin (1971-72)
72	Gil Perreault (1970-71)
66	Phil Housley (1982-83)
65	Ray Sheppard (1987-88)
65	Christian Ruuttu (1986-87)

MOST PENALTY MINUTES BY A ROOKIE

309	Brad May (1991-92)
178	Jim Schoenfeld (1972-73)
168	Doug Barrie (1970-71)
162	Kevin Maguire (1987-88)
120	Benoit Hogue (1988-89)

MOST POINTS BY A ROOKIE (CONT)

62	Danny Gare (1974-75)
56	Derek Plante (1993-94)
55	J.F. Sauve (1981-82)
49	John Tucker (1984-85)
48	Donald Audette (1991-92)

MOST PENALTY MINUTES BY A ROOKIE(CONT)

115	Bob Halkidis (1985-86)
108	Steve Dykstra (1985-86)
106	Matthew Barnaby (1993-94)
104	Bob Boughner (1995-96)
101	Bill Stewart (1978-79)

SABRES TEAM SEASON RECORDS

CATEGORY		OVERALL	HOME	AWAY
Points	- Most	113 (1974-75)	63 (1972-73)	51 (1974-75)
	- Least	51 (1971-72)	31 (1971-72)	20 (1971-72)
Wins	- Most	49 (1974-75)	30 (1972-73)	23 (1983-84)
	- Least	16 (1971-72)	11 (1971-72)	5 (1971-72)
Losses	- Most	44 (1986-87)	19 (1971-72)	26 (twice)
	- Least	16 (1974-75)	5 (1979-80)	10 (1974-75)
Ties	- Most	21 (1980-81)	12 (twice)	11 (1972-73)
	- Least	5 (2000-01)	1 (1985-86)	1 (1983-84)
Overtime Games	- Most	24 (1990-91)	16 (1990-91)	12 (1992-93; 1997-98)
Overtime Wins	- Most	5 (3 times)	2 (8 times)	3 (3 times)
Overtime Losses	- Most	6 (1995-96)	2 (7 times)	4 (twice)
Goals Scored	- Most	354 (1974-75)	199 (1974-75)	155 (1974-75)
	- Least	203 (1971-72)	110 (1971-72)	93 (1971-72)
Goals Against	- Most	308 (1986-87)	147 (1985-86)	168 (1970-71)
	- Least	184 (2001-01)	80 (1972-73)	95 (2000-01)
Shutouts	- Most	13 (1997-98, 2000-01)	7 (1997-98)	7 (2000-01)
Shutouts Against	- Most	10 (1996-97)	3 (twice)	7 (1996-97)
Non-Shutout Streak		178 (11-18-83 to 1-4-86)	340 (11-23-77 to 2-12-86)	106 (2-12-91 to 11-29-93)
Longest Win Streak		10 (1-4-84 to 1-23-84)	12 (twice)	10 (12-10-83 to 1-23-84)
Longest Unbeaten Streak		14 (3-6-80 to 4-6-80)	21 (10-8-72 to 1-7-73)	10 (12-10-83 to 1-23-84)
Longest Losing Streak		7 (3 times)	6 (twice)	7 (three times)
Longest Winless Streak		12 (11-23-91 to 12-20-91)	12 (1-27-91 to 3-10-91)	23 (10-30-71 to 2-19-72)

Longest Winning Streak at Start of Season
Overall 8 (1975-76)

Longest Losing Streak at Start of Season
Overall 2 (4 times)

Most Consecutive Ties
Overall 4 (Four times)
Home 5 (1984-85)
(1997-98)
Road 4 (1981-82)

Most Consecutive Games Without Tie
Overall 33 (11-17-72 to 2-1-73)

Power-Play Goals For
Most 105 (1991-92)
Least 37 (1999-00)

Power-Play Goals Against
Most 95 (1987-88)
Least 31 (1977-78)

Short-Handed Goals For
Most 21 (1993-94)
Least 1 (1971-72)

Short-Handed Goals Against
Most 17 (1992-93)
Least 3 (1977-78)

Penalty Minutes For Sabres
Most 2,713 (1991-92)
Least 787 (1973-74)

Most Goal Scorers on Sabres With
20 Goals 9 (1974-75)
30 Goals 6 (1974-75)
40 Goals 3 (1975-76; 1979-80)
50 Goals 2 (1992-93)
60 Goals 1 (1992-93)
70 Goals 1 (1992-93)

Most Point Scorers on Sabres With
70 Points 6 (1974-75; 1975-76)
80 Points 4 (1991-92)
90 Points 3 (1974-75; 1991-92; 1992-93)
100 Points 2 (1992-93)

BUFFALO SABRES TEAM GAME RECORDS

GAME RESULTS

Greatest Margin

Winning	12	(14-2 win 12-21-75 vs. Washington)
Losing	9	(11-2 loss 11-7-70 at Montreal) (9-0 loss 3-13-71 at St. Louis) (9-0 loss 10-10-81 at Montreal) (9-0 loss 12-22-87 at Boston) (9-0 loss 11-5-88 at Calgary) (9-0 loss 12-6-88 at Hartford)

Tie Score

Highest	8-8	(1-15-92 at New Jersey)
Lowest	0-0	(11-9-72 vs. California) (10-31-79 at Chicago) (2-5-83 at Quebec) (10-15-86 vs. Montreal) (11-2-96 at Colorado) (12-23-96 at New Jersey) (10-27-98 at N.Y. Rangers) (12-8-99 vs. Ottawa) (1-13-00 at Boston)

SCORING

Most Goals

For	14	(14-4 win 3-19-81 vs. Toronto) (14-2 win 12-21-75 vs. Washington)
Against	11	(11-2 loss 11-7-70 at Montreal)
Combine	18	(14-4 win 3-19-81 vs. Toronto)

Most Goals in One Period

For	9	(3-19-81 vs. Toronto)
Allowed	7	(11-7-70 at Montreal)
Combine	12	(3-19-81, at Buffalo, 9 and Toronto, 3)

Most Buffalo Points

Game	40	(12-21-75 vs. Washington)
Period	23	(12-21-75 vs. Washington) (3-19-81 vs. Toronto)

Most Points in One Period

Combine	31	(3-19-81, at Buffalo, 23 and Toronto, 8)

Fastest Two Goals

For	:04	(Lee Fogolin and Don Luce, 10-17-74 vs. California)
Against	:07	(Larry DePalma and Dave Snuggerud, 11-5-92 at San Jose) (Marcel Dionne and Hartland Monahan, 1-11-78 vs. Los Angeles) (Jim Moxey and Wayne Merrick, 2-1-76 at California)
Combine	:04	(Marian Stastny/Que. and Dale McCourt/Buf., 1-2-82 at Quebec)

Fastest Three Goals

For	:39	(Pat LaFontaine, Wayne Presley and Donald Audette, 3-22-92 at Chicago)
Against	:34	(Danny Gare twice and Bob Manno, 10-26-84 at Detroit)
Combine	:18	(Jim Moxey/Cal., Wayne Merrick/Cal. and Danny Gare/Buf., 2-1-76 at California)

Fastest Two Goals by One Player

For	:10	(Derek Plante, 12-20-96 vs. Los Angeles) (Danny Gare, 11-8-80 at Washington)
Against	:10	(Darryl Sittler, 2-19-72 at Toronto)

Fastest Three Goals by One Player

For	3:49	(Don Luce, 12-22-74 at Washington)
Against	4:55	(Rick Kehoe, 3-10-76 at Pittsburgh)

Fastest Goal from Opening Face-off

For	:05	(Alexander Mogilny, 12-21-91 vs. Toronto)
Against	:09	(Yvon Cournoyer, 12-22-73 at Montreal) (Jim Wiemer, 3-27-85 vs. N.Y. Rangers)

Fastest Buffalo Goals from Start of Period

One Goal	:05	(Alexander Mogilny, 12-21-91 vs. Toronto)
Two Goals	:31	(Rene Robert and Rick Martin, 1-10-74 at N.Y. Rangers)

SHOTS ON GOAL

Sabres Shots

Most	58	(2-2-75 vs. Kansas City)
Fewest	12	(3-21-97 at Washington) (11-9-88 vs. Calgary) (4-10-99 at Ottawa)

Opponent Shots

Most	72	(12-10-70 at Boston)
Fewest	8	(3-21-76 vs. Kansas City)

Sabres and Opponents Shots Combined

Most	100	(12-10-70 vs. Boston)
Fewest	33	(10-15-83 vs. Boston)

Greatest Margin of Shots Favoring

Sabres	37	(3-3-82 vs. Hartford, 52-15)
Opp.	44	(12-10-70 vs. Boston, 72-28)

Sabres Shots in One Period

Most	26	(2-25-78 vs. Cleveland)
Fewest	0	(2-19-81 at Montreal) (1-16-99 at Ottawa)

Shots Allowed in One Period

Most	30	(12-10-70 at Boston)
Fewest	0	(3-21-76 vs. Kansas City)

Sabres and Opponents Shots Combined in One Period

Most	41	(2-2-75 vs. Kansas City)
Fewest	5	(3-14-72 vs. Minnesota) (12-23-72 vs. Los Angeles) (1-13-74 vs. St. Louis)

Most Shots in Overtime Period

Sabres	9	(2-1-00 vs. Anaheim)
Opp.	10	(2-16-96 vs. New Jersey)
Combine	11	(11-21-90 vs. N.Y. Rangers) (2-16-96 vs. New Jersey) (12-12-97 vs. Carolina)

PENALTY MINUTES

Most Penalty Minutes

Sabres	188	(3-31-92 at Minnesota)
Opp.	172	(3-31-92 at Minnesota)
Combine	360	(3-31-92 at Minnesota)

BUFFALO SABRES INDIVIDUAL RECORDS

SERVICE

Most Seasons

Career	17	Gil Perreault (1970-71 to 1986-87)

Most Games Played Overall

Career	1,191	Gil Perreault (1970-71 to 1986-87)
Season	84	Pat LaFontaine (1992-93) Brad May (1993-94) Richard Smehlik (1993-94) Randy Wood (1993-94)

Most Consecutive Games Played

Career	776	Craig Ramsay (3-27-73 to 2-10-83)

Most Games Played by Left Wing

Career	1,070	Craig Ramsay (1971-72 to 1984-85)
Season	84	Brad May (1993-94) Randy Wood (1993-94)

Most Games Played by Center

Career	1,191	Gil Perreault (1970-71 to 1986-87)
Season	84	Pat LaFontaine (1992-93)

Most Games Played by Right Wing

Career	777	Rob Ray (1989-90 to 2000-01)
Season	81	Jason Dawe (1996-97) Miroslav Satan (1998-99)

Most Games Played by Defenseman

Career	911	Mike Ramsey (1979-80 to 1992-93)
Season	84	Richard Smehlik (1993-94)

GOALS

Most Goals Overall

Career	512	Gil Perreault (1970-71 to 1986-87)
Season	76	Alexander Mogilny (1992-93)
Game	5	Dave Andreychuk (2-6-86 at Boston)

Most Consecutive Goal-Scoring Games

Season	8	Alexander Mogilny (12-15-92 to 1-3-93) Mike Foligno (12-28-84 to 1-12-85) Miroslav Satan (12-19-99 to 1-2-99)

Most Goals by Left Wing

Career	382	Rick Martin (1971-72 to 1980-81)
Season	52	Rick Martin (1973-74; 1974-75)
Game	5	Dave Andreychuk (2-6-86 at Boston)

Most Goals by Center

Career	512	Gil Perreault (1970-71 to 1986-87)
Season	53	Pat LaFontaine (1992-93)
Game	3	many times, last Michael Peca (2-25-00 vs. Rangers)

Most Goals by Right Wing

Career	267	Danny Gare (1974-75 to 1981-82)
Season	76	Alexander Mogilny (1992-93)
Game	4	Alexander Mogilny (2-10-93 at Winnipeg; 2-24-93 vs. Detroit)

Most Goals by Defenseman

Career	156	Phil Housley (1982-83 to 1989-90)
Season	29	Phil Housley (1987-88)
Game	3	Jerry Korab (11-19-78 vs. Minnesota) Jim Schoenfeld (3-13-81 at Winnipeg) John Van Boxmeer (11-7-81 at N.Y. Islanders) Phil Housley (1-23-83 vs. Winnipeg; 1-22-88 vs. New Jersey) Hannu Virta (3-19-83 at Montreal)

Most Hat Tricks

Career	21	Rick Martin (1971-72 to 1980-81)
Season	7	Rick Martin (1975-76) Alexander Mogilny (1992-93)

Most 4-or-More Goal Games

Career	4	Rick Martin (1971-72 to 1980-81)
Season	2	Alexander Mogilny (1992-93)

Most Game-Winning Goals

Career	81	Gil Perreault (1970-71 to 1986-87)
Season	11	Danny Gare (1979-80) Alexander Mogilny (1992-93)

Most Game-Tying Goals

Career	21	Danny Gare (1974-75 to 1981-82)
Season	6	Danny Gare (1977-78)

20-GOAL SEASON

Most 20-Goal Seasons

Career	15	Gil Perreault (1970-71 to 1972-73; 1974-75 to 1985-86)

Most Consecutive 20-Goal Seasons

Career	12	Gil Perreault (1974-75 to 1985-86)

30-GOAL SEASON

Most 30-Goal Seasons

Career	10	Gil Perreault (1970-71; 1974-75 to 1977-78; 1979-80; 1981-82 to 1984-85)

Most Consecutive 30-Goal Seasons

Career	6	Rick Martin (1971-72 to 1976-77)

40-GOAL SEASON

Most 40-Goal Seasons

Career	5	Rick Martin (1971-72; 1973-74 to 1975-76; 1979-80)

Most Consecutive 40-Goal Seasons

Career	3	Rick Martin (1973-74 to 1975-76)

50-GOAL SEASON

Most 50-Goal Seasons

Career	2	Danny Gare (1975-76; 1979-80) Rick Martin (1973-74 to 1974-75)

Most Consecutive 50-Goal Seasons

Career	2	Rick Martin (1973-74 to 1974-75)

ASSISTS

Most Assists Overall

Career	814	Gil Perreault (1970-71 to 1986-87)
Season	95	Pat LaFontaine (1992-93)
Game	5	Gil Perreault (2-1-76 at California; 3-9-80 vs. St. Louis; 1-4-84 vs. Winnipeg) Dale Hawerchuk (1-15-92 at New Jersey) Pat LaFontaine (3-19-92 at Los Angeles; 12-31-92 vs. N.Y. Rangers; 2-10-93 at Winnipeg)

Most Consecutive Assists-Scoring Games

Season	11	Gil Perreault (12-23-84 to 1-13-85)

Most Assists by Left Wing

Career	423	Dave Andreychuk (1982-83 to 1992-93; 2000-01)
Season	51	Dave Andreychuk (1985-86)
Game	5	Dale Hawerchuk (1-15-92 at New Jersey)

Most Assists by Center

Career	814	Gil Perreault (1970-71 to 1986-87)
Season	95	Pat LaFontaine (1992-93)
Game	5	Gil Perreault (2-1-76 at California; 3-9-80 vs. St. Louis; 1-4-84 vs. Winnipeg)
		Pat LaFontaine (3-19-92 at Los Angeles; 12-31-92 vs. N.Y. Rangers; 2-10-93 at Winnipeg)

Most Assists by Right Wing

Career	330	Rene Robert (1971-72 to 1978-79)
Season	60	Rene Robert (1974-75)
Game	4	several times, last Alexander Mogilny (3-30-95 vs. Ottawa)

Most Assists by Defenseman

Career	334	Phil Housley (1982-83 to 1989-90)
Season	60	Phil Housley (1989-90)
Game	4	Bill Hajt (11-13-76 vs. N.Y. Rangers)
		Phil Housley (12-23-89 at Quebec)

POINTS

Most Points Overall

Career	1,326	Gil Perreault (1970-71 to 1986-87)
Season	148	Pat LaFontaine (1992-93)
Game	7	Gil Perreault (2-1-76 at California)

Most Point-Scoring Games in Succession

Season	18	Gil Perreault (10-24-71 to 12-4-71)

Most Points by Left Wing

Career	804	Dave Andreychuk (1982-83 to 1992-93; 2000-01)
Season	95	Rick Martin (1974-75)
Game	6	Dave Andreychuk (2-6-86 at Boston)

Most Points by Center

Career	1,326	Gil Perreault (1970-71 to 1986-87)
Season	148	LaFontaine (1992-93)
Game	7	Gil Perreault (2-1-76 at California)

Most Points by Right Wing

Career	552	Rene Robert (1971-72 to 1978-79)
Season	127	Alexander Mogilny (1992-93)
Game	6	Jim Lorentz (12-6-73 vs. N.Y. Rangers)

Most Points by Defenseman

Career	490	Phil Housley (1982-83 to 1989-90)
Season	81	Phil Housley (1989-90)
Game	5	John Van Boxmeer (11-7-81 at N.Y. Islanders)
		Phil Housley (12-23-89 at Quebec)

PENALTY MINUTES

Most Penalty Minutes Overall

Career	2,897	Rob Ray (1989-90 to 2000-01)
Season	354	Rob Ray (1991-92)
Game	39	Reg Fleming (10-18-70 vs. Pittsburgh)

Most Penalty Minutes by Left Wing

Career	1,746	Rob Ray (1989-90 to 1995-96)
Season	354	Rob Ray (1991-92)
Game	39	Reg Fleming (10-18-70 vs. Pittsburgh)

Most Penalty Minutes by Center

Career	500	Gil Perreault (1970-71 to 1986-87)
Season	120	Benoit Hogue (1988-89)

Most Penalty Minutes by Right Wing

Career	1,450	Mike Foligno (1981-82 to 1990-91)
Season	335	Matthew Barnaby (1995-96)

Most Penalty Minutes by Defenseman

Career	1,390	Larry Playfair (1978-79 to 1985-86; 1988-89 to 1989-90)
Season	258	Larry Playfair (1981-82)

SHOTS ON GOAL

Most Shots on Goal Overall

Career	2,837	Gil Perreault (1970-71 to 1986-87)
Season	360	Alexander Mogilny (1992-93)
Game	12	Rene Robert (4-1-76 vs. Boston)
		Jim Schoenfeld (12-10-78 vs. Toronto)
		Mike Foligno (3-3-82 vs. Hartford)
		Ken Priestlay (3-4-88 vs. N.Y. Rangers)
		Dave Andreychuk (11-13-92 vs. Hartford)
		Alexander Mogilny (3-16-93 at St. Louis)

Highest Shooting Percentage (50+ Gms)

Season	24.4	Peter McNab (1974-75)

PLUS/MINUS

Highest Plus/Minus Rating

Season	+61	Don Luce (1974-75)

SPECIAL TEAMS

Most Power-Play Goals

Career	161	Dave Andreychuk (1982-83 to 1992-93; 2000-01)
Season	28	Dave Andreychuk (1991-92)
Game	4	Dave Andreychuk (3-19-92 at Los Angeles)

Most Short-Handed Goals

Career	27	Craig Ramsay (1971-72 to 1984-85)
Season	8	Don Luce (1974-75)
Game	2	Don Luce (12-22-74 at Washington)
		Bob Sweeney (4-1-95 at N.Y. Islanders)
		Michael Peca (12-31-97 vs. Ottawa)
		Alexei Zhitnik (3-19-98 vs. Florida)

ROOKIE RECORDS

Most Goals by Rookie

Season	44	Rick Martin (1971-72)

Most Assists by Rookie

Season	47	Phil Housley (1982-83)

Most Points by Rookie

Season	74	Rick Martin (1971-72)

Most Penalty Minutes by Rookie

Season	309	Brad May (1991-92)

Fastest Goal by Rookie from Start of First NHL Game

Game	:18	(Danny Gare, 10-10-74 vs. Boston)

GOALTENDERS

Most Games Played

Career	424	Dominik Hasek (1992-93 to 2000-01)
Season	72	Don Edwards (1977-78)
		Dominik Hasek (1997-98)

Most Wins

Career	234	Dominik Hasek (1992-93 to 2000-01)
Season	38	Don Edwards (1977-78)

Most Losses

Career	172	Dominik Hasek (1992-93 to 2000-01)
Season	34	Roger Crozier (1971-72)

Most Minutes Played

Career	28,664	Dominik Hasek (1992-93 to 2000-01)
Season	4,220	Dominik Hasek (1997-98)
Game	65	many times, last Dominik Hasek (4-9-00 at Washington)

Lowest Goals Against Avg.

Career	2.22	Dominik Hasek (1992-93 to 2000-01)
Season	1.87	Dominik Hasek (1998-99)

Saves in Complete Game

Most	64	Joe Daley (12-10-70 at Boston)
Fewest	7	Al Smith (3-21-76 vs. Kansas City)

Most Shutouts

Career	55	Dominik Hasek (1992-93 to 2000-01)
Season	13	Dominik Hasek (1997-98)

Longest Shutout Sequence

Season	178:33	Dominik Hasek (10:25 of 1st period vs. New Jersey 2/17/01 to 8:58 of first period vs. Phoenix 2/23/01)
Game	65:00	several times, last Martin Biron (1-13-00 at Boston)

Saves in Shutout

Most	42	Dominik Hasek (12-19-97 vs. Montreal)
Fewest	14	Gary Bromley (12-8-74 vs. Minnesota)
		Don Edwards (12-10-79 vs. Detroit)
		Tom Barrasso (12-28-84 vs. Winnipeg; 1-19-85 at Hartford; 4-5-87 vs. Hartford)

Most Penalty Minutes

Career	182	Tom Barrasso (1983-84 to 1988-89)
Season	50	Tom Barrasso (1987-88)

Most Assists

Career	17	Tom Barrasso (1983-84 to 1988-89)
Season	6	Tom Barrasso (1984-85)
Game	2	Daren Puppa (12-28-88 vs. Detroit; 1-14-91 at Toronto)

CAREER POINT LEADERS AGAINST THE SABRES

Player	Total
Turque, Ray	113
Francis, Ron	102
Goulet, Michel	100
Stastny, Peter	92
Gretzky, Wayne	83
Lafleur, Guy	74
Messier, Mark	72
Kreen, Kevin	70
Dionne, Marcel	70
Jagr, Jaromir	70
Esposito, Phil	69
Sakic, Joe	69
Oates, Adam	68
Robinson, Larry	67
Norman, Steve	67
Richer, Stephane	65
Gartner, Bryan	64
Lemieux, Mario	63
Kobeek, Pat	63
Naslund, Mats	62
Stelle, Jean	62
Savard, Denis	61
Hunter, Dale	60
Middleton, Rick	60
Sittler, Darryl	59

Player	Total
Clarke, Bobby	56
Stastny, Anton	53
Smith, Bobby	52
Cashman, Wayne	51
Ferraro, Ray	51
Kurri, Jari	51
Mullen, Joe	51
Cassels, Andrew	50
Gartner, Mike	50
O'Reilly, Terry	50
Linseman, Ken	49
Neely, Cam	48
Paiement, Wilf	48
Babych, Dave	47
Damphousse, Vincent	47
Muller, Kirk	47
Kehoe, Rick	46
McDonald, Lanny	46
Pederson, Barry	46
Recchi, Mark	46
Shutt, Steve	46
Bucyk, Johnny	45
Chelios, Chris	45
Murphy, Larry	45
Robitaille, Luc	45

ALL-TIME OPPOSING GOALIE WINS

Goaltender	Win	Loss	Tie
Roy, Patrick	23	20	7
Liut, Mike	22	20	2
Bouchard, Dan	18	19	10
Moog, Andy	17	20	5
Parent, Bernie	17	2	3
Peeters, Pete	16	14	2
Smith, Billy	16	22	5
Esposito, Tony	15	16	8
Hextall, Ron	15	9	2
Fuhr, Grant	13	10	3
Joseph, Curtis	13	5	3
Tugnutt, Ron	13	11	4
Wregget, Ken	13	10	2
Barrasso, Tom	12	7	3
Brodeur, Martin	12	10	3
Richter, Mike	12	13	6

OTHER ACTIVE LEADERS

Goaltender	Win	Loss	Tie
Burke, Sean	11	20	5
Vernon, Mike	9	9	2
Kolzig, Olaf	8	6	2
Dafoe, Byron	7	8	3
Fiset, Stephane	7	7	2
Hackett, Jeff	7	6	0
Belfour, Ed	6	9	1
Billington, Craig	6	9	2
Salo, Tommy	6	3	3

MOST LOSSES

Goaltender	Losses
Billy Smith	22
Jim Rutherford	22

OPPONENTS ONE-GAME RECORDS

Most Goals by Opposing Player

Game 4 Rosaire Paiement (2-9-71 at Vancouver)
Bob Schmautz (11-19-72 at Vancouver)
Phil Esposito (1-14-73 at Boston)
Mark Napier (12-3-80 vs. Montreal)
Wendel Clark (10-11-86 at Toronto)
Joe Nieuwendyk (12-13-87 vs. Calgary)
Joe Sakic (4-14-92 at Quebec)
Brian Bellows (2-27-93 at Montreal)
Peter Bondra (4-3-96 vs. Washington)
Jaroslav Svejkovsky (4-13-97 vs. Washington)

Most Assists by Opposing Player

Game 5 Doug Gilmour (11-5-88 at Calgary)
Keith Tkachuk (2-23-01 vs. Phoenix)

Most Points by Opposing Player

Game 6 John Bucyk (12-10-70 at Boston, 2 goals, 4 assists)
Garry Unger (3-13-71 at St. Louis, 3 goals, 3 assists)
Bernie Nicholls (11-22-87 vs. Los Angeles, 3 goals, 3 assists)
Hakan Loob (3-12-88 at Calgary, 3 goals, 3 assists)
Kevin Dineen (4-15-93 vs. Philadelphia, 3 goals, 3 assists)

Most Saves in Shutout by Opposing Player

Game 39 Glenn Healy (2-4-90 vs. N.Y. Islanders)
Darcy Wakaluk (2-7-92 vs. Minnesota)

Least Saves in Shutout by Opposing Player

Game 14 Phil Myre (10-15-70 vs. Montreal)



SABRES ALL-TIME PLAYOFF SCORING

A

PLAYER	GP	G	A	PTS	PIM
Maxim Afinogenov	16	2	4	6	6
Shawn Anderson	5	0	1	1	4
Mikael Andersson	1	1	0	1	0
Dave Andreychuk	54	13	22	35	36
Scott Arniel	16	2	1	3	13
Mark Astley	2	0	0	0	0
Donald Audette	61	15	23	38	36

B

Player	GP	G	A	PTS	PIM
Matthew Barnaby	27	7	11	18	79
Stu Barnes	39	14	7	21	10
Tom Barrasso	12	0	0	0	9
Doug Bodger	42	6	18	24	25
Philippe Boucher	7	1	1	2	2
Bob Boughner	25	0	5	5	24
Ken Breitenbach	8	0	1	1	4
Curtis Brown	52	14	11	25	34
Randy Burridge	12	5	1	6	2

C

Player	GP	G	A	PTS	PIM
Keith Carney	15	0	6	6	6
Larry Carriere	23	0	3	3	40
Jacques Cloutier	4	0	0	0	0
Real Cloutier	2	0	0	0	0
Bob Corkum	14	2	0	2	6
Roger Crozier	9	0	1	1	2
Randy Cunneyworth	3	0	0	0	0
Paul Cyr	18	3	6	9	21

D

Player	GP	G	A	PTS	PIM
Mal Davis	7	1	0	1	0
Jason Dawe	22	4	3	7	18
Gerry Desjardins	25	0	0	0	4
Michel Deziel	1	0	0	0	0
Gord Donnelly	4	0	1	1	0
Tom Draper	7	0	0	0	0
Dave Dryden	2	0	0	0	0
Rick Dudley	25	7	2	9	69
J.P. Dumont	13	4	3	7	8
Richie Dunn	27	2	14	16	16

E

Player	GP	G	A	PTS	PIM
Don Edwards	31	0	0	0	7
Bob Errey	4	0	1	1	10

F

Player	GP	G	A	PTS	PIM
Dave Fenyves	11	0	0	0	9
Lee Fogolin	30	0	6	6	58
Mike Foligno	39	13	11	24	143
Lou Franceschetti	6	1	0	1	2
Grant Fuhr	8	0	0	0	2

G

Player	GP	G	A	PTS	PIM
Garry Galley	17	0	9	9	18
Danny Gare	57	23	21	44	147
Clark Gillies	5	0	1	1	25
Doug Gilmour	18	2	5	7	12
Jean-Luc Grand-Pierre	4	0	0	0	4
Chris Gratton	18	6	5	11	14
Norm Gratton	6	0	1	1	2
Michal Grosek	40	9	11	20	64
Jocelyn Guevremont	40	4	17	21	18

H-I

Player	GP	G	A	PTS	PIM
Bill Hajt	80	2	16	18	70
Bob Halkidis	8	0	0	0	41
Kevin Haller	6	1	4	5	10
Gilles Hamel	18	2	5	7	8
Dave Hannan	27	4	3	7	28
Hugh Harris	3	0	0	0	0
Paul Harrison	1	0	0	0	0
Mike Hartman	19	0	0	0	104
Dominik Hasek	68	0	2	2	24
Dale Hawerchuk	30	9	25	34	16
Alan Haworth	10	4	5	9	4
Steve Heinze	13	3	4	7	10
Larry Hillman	6	0	0	0	8
Benoit Hogue	13	3	1	4	37
Jason Holland	1	0	0	0	0
Brian Holzinger	52	11	18	29	61
Tim Horton	6	0	1	1	4
Bill Houlder	8	0	2	2	4
Phil Housley	35	10	17	27	22
Charlie Huddy	3	0	0	0	0

J

Player	GP	G	A	PTS	PIM
Val James	3	0	0	0	0
Calle Johansson	6	0	1	1	0
Joe Juneau	20	3	8	11	10

K

Player	GP	G	A	PTS	PIM
Dmitri Kalinin	13	0	2	2	4
Dean Kennedy	8	1	2	3	29
Yuri Khmylev	20	7	5	12	20
Jerry Korab	46	7	14	21	69
Joe Kowal	2	0	0	0	0
Uwe Krupp	23	1	2	3	29
Paul Kruse	11	1	0	1	8

L

Player	GP	G	A	PTS	PIM
Pat LaFontaine	19	12	15	27	6
Yvon Lambert	4	3	0	3	2
Grant Ledyard	19	4	5	9	20
Jim Lorentz	35	11	9	20	22
Don Luce	62	17	19	36	46

M

Player	GP	G	A	PTS	PIM
Kevin Maguire	10	0	0	0	86
Clint Malarchuk	5	0	1	1	2
Dave Maloney	1	0	0	0	0
Rick Martin	62	24	29	53	74
Terry Martin	11	2	2	4	10
Brad May	36	3	8	11	59
Gary McAdam	15	3	2	5	7
Rob McClanahan	15	0	2	2	17
Dale McCourt	14	5	5	10	4
Paul McIntosh	2	0	0	0	7
Jay McKee	34	1	3	4	30
Tony McKegney	38	11	9	20	10
Sean McKenna	8	1	1	2	2
Peter McNab	25	2	6	8	4
Gerry Meehan	6	0	1	1	0
Larry Mickey	6	1	0	1	5
Alexander Mogilny	31	14	16	30	18
Mike Moller	3	0	1	1	0
Randy Moller	14	0	2	2	16
Bob Mongrain	11	1	2	3	2
Craig Muni	12	0	1	1	6
Phil Myre	1	0	0	0	0

N-O

Player	GP	G	A	PTS	PIM
Mark Napier	9	1	3	4	0
Gates Orlando	5	0	4	4	14

P-Q

Player	GP	G	A	PTS	PIM
Jeff Parker	5	1	2	3	28
James Patrick	38	0	2	2	14
Steve Patrick	8	0	1	1	6
Colin Patterson	13	1	1	2	2
Scott Pearson	5	0	0	0	4
Michael Peca	49	8	13	21	38

SABRES ALL-TIME PLAYOFF SCORING

Gil Perreault	90	33	70	103	44
Brent Peterson	22	2	3	5	50
Derek Plante	30	5	9	14	14
Larry Playfair	40	0	6	6	97
Jim Pratt	6	0	0	0	6
Wayne Presley	27	9	5	14	42
Jim Priestlay	14	0	0	0	21
Wayne Primeau	42	4	7	11	18
Darren Puppa	5	0	0	0	0

R

Player	GP	G	A	PTS	PIM
Craig Ramsay	89	17	31	48	27
Mike Ramsey	72	8	18	26	158
Erik Rasmussen	27	2	5	7	22
Bob Ray	55	3	2	5	169
Joe Reekie	2	0	0	0	4
Jacques Richard	12	2	1	3	7
Rene Robert	47	22	17	39	71
Mike Robitaille	6	0	0	0	0
Wayne Roloson	4	0	0	0	0
Ed Ronan	6	1	0	1	6
Rudy Ruff	42	11	10	21	164
Christian Ruuttu	23	3	8	11	43

S

Player	GP	G	A	PTS	PIM
Geoff Sanderson	38	7	9	16	26
Miroslav Satan	51	13	21	34	14
Bob Sauve	22	0	0	0	2
Jean Francois Sauve	7	2	2	4	0
Andre Savard	45	5	11	16	40
Jim Schock	2	0	0	0	0
Jim Schoenfeld	75	3	13	16	151
Dave Schultz	3	0	2	2	4
Rob Seiling	55	14	14	28	31
Darrin Shannon	14	1	3	4	8
Darryl Shannon	29	4	7	11	16
Ray Sheppard	7	1	2	3	2
Steve Shields	10	0	0	0	9
Todd Simon	5	1	0	1	0
Richard Smehlik	83	1	14	15	38
Al Smith	1	0	0	0	0
Derek Smith	30	9	14	23	13
Doug Smith	1	0	0	0	0
Dave Snuggerud	12	1	3	4	6
Brian Spencer	30	1	4	5	12
Bill Stewart	9	0	3	3	0
Ken Sutton	25	3	4	7	14
Petr Svoboda	10	1	4	5	10
Bob Sweeney	14	2	2	4	12
Dean Sylvester	4	0	0	0	2

T-U

Player	GP	G	A	PTS	PIM
Tony Tanti	12	2	3	5	12
Chris Taylor	2	0	0	0	2
Paul Terbenche	6	0	0	0	0
Alex Tidey	2	0	0	0	0
Andrei Trefilov	1	0	0	0	0
Vladimir Tsyplakov	14	1	1	2	8
John Tucker	17	9	11	20	18
Pierre Turgeon	23	12	13	25	14

V

Player	GP	G	A	PTS	PIM
John Van Boxmeer	35	5	14	19	35
Vaclav Varada	54	8	12	20	48
Rick Vaive	17	7	5	12	20
Hannu Virta	17	1	3	4	6

W-Y

Player	GP	G	A	PTS	PIM
Darcy Wakaluk	2	0	0	0	2
Dixon Ward	53	12	17	29	46
Rhett Warrener	38	1	5	6	38
Jay Wells	7	0	1	1	12
Jim Wiemer	1	0	0	0	0
Mike Wilson	25	0	2	2	15
Randy Wood	21	3	5	8	10
Jason Woolley	48	7	27	34	26

Z

Player	GP	G	A	PTS	PIM
Alexei Zhitnik	70	6	21	27	138

SABRES ALL-TIME PLAYOFF GOALTENDING STATISTICS

PLAYER	GP	MIN	GA	EN	SO	AVG.	W	L
Dominik Hasek	68	4290	146	6	6	2.04	37	30
Paul Harrison	1	26	1	0	0	2.31	0	0
Jacques Cloutier	4	238	10	1	1	2.52	1	3
Tom Draper	7	433	19	0	1	2.63	3	4
Steve Shields	10	570	26	3	1	2.74	4	6
Roger Crozier	9	541	25	1	0	2.77	5	4
Bob Sauve	23	1268	59	1	4	2.79	13	9
Don Edwards	31	1859	98	3	1	3.16	13	18
Darcy Wakaluk	2	37	2	0	0	3.24	0	1
Gerry Desjardins	25	1382	75	1	0	3.25	11	11
Grant Fuhr	8	474	27	0	1	3.42	3	4
Al Smith	1	17	1	0	0	3.53	0	0
Darren Puppa	11	593	36	2	0	3.64	3	6
Tom Barrasso	12	663	46	1	0	4.16	3	8
Wayne Roloson	4	139	10	1	0	4.32	1	1
Clint Malarchuk	5	305	22	0	0	4.33	2	3
Dave Dryden	2	120	9	0	0	4.50	0	2
Phil Myre	1	57	7	0	0	7.37	0	0
Andrei Trefilov	1	13	0	0	0	0.00	0	0

BUFFALO SABRES FINAL 2001 PLAYOFF STATS

POS	NO.	PLAYER	GP	G	A	PTS	+/-	PIM	PP	SH	GW	GT	S	PCTG
L	81	MIROSLAV SATAN	13	3	10	13	4	8	1	0	0	0	40	7.5
C	77	CHRIS GRATTON	13	6	4	10	0	14	2	0	1	0	22	27.3
R	28	DONALD AUDETTE	13	3	6	9	1-	4	0	0	0	0	32	9.4
C	41	STU BARNES	13	4	4	8	0	2	2	0	2	1	21	19.0
R	17	J.P. DUMONT	13	4	3	7	4	8	0	0	0	0	23	17.4
R	57	STEVE HEINZE	13	3	4	7	0	10	3	0	0	0	21	14.3
D	44	ALEXEI ZHITNIK	13	1	6	7	3-	12	0	0	0	0	18	5.6
C	93	DOUG GILMOUR	13	2	4	6	1-	12	1	0	1	0	17	11.8
D	5	JASON WOOLLEY	8	1	5	6	1	2	0	0	1	0	10	10.0
C	37	CURTIS BROWN	13	5	0	5	4	8	0	2	1	1	29	17.2
R	61	MAXIM AFINOGENOV	11	2	3	5	1	4	0	0	0	0	19	10.5
R	25	VACLAV VARADA	13	0	4	4	2	8	0	0	0	0	22	.0
L	52	DAVE ANDREYCHUK	13	1	2	3	0	4	1	0	0	0	17	5.9
D	3	JAMES PATRICK	13	1	2	3	0	2	0	0	0	0	16	6.3
D	4	RHETT WARRENER	13	0	2	2	5	4	0	0	0	0	12	.0
D	45	*DMITRI KALININ	13	0	2	2	5	4	0	0	0	0	16	.0
D	74	JAY MCKEE	8	1	0	1	3	6	0	0	1	1	5	20.0
L	29	VLADIMIR TSYPLAKOV	9	1	0	1	1	4	0	0	0	0	10	10.0
C	9	ERIK RASMUSSEN	3	0		1	1	2	0	0	0	0	0	8.0
D	42	RICHARD SMEHLIK	10	0	1	1	3	4	0	0	0	0	7	.0
R	32	ROB RAY	3	0	0	0	0	2	0	0	0	0	0	.0
G	39	DOMINIK HASEK	13	0	0	0	0	14	0	0	0	0	0	.0

SABRES 2001 GAME-BY-GAME PLAYOFF STATS

GAME	DATE	#3 PATRICK	#4 WARRENER	#5 WOOLLEY	#9 RASMUSSEN	#16 TAYLOR	#17 DUMONT	#25 VARADA	#26 BOULTON	#28 AUDETTE	#29 TSYPLAKOV	#32 RAY
@ PHI	4/11	0-0/0-0 E	0-0/0-0 +1	DNP	0-0/0-1 E	DNP	0-0/0-2 E	0-0/0-3 E	DNP	0-1/0-2 E	DNP	0-0/0-0 E
@ PHI	4/14	0-0/0-2 +1	0-0/0-0 +1	DNP	0-1/0-7 +2	DNP	0-0/2-3 E	0-1/0-3 +1	DNP	0-0/2-0 -1	DNP	0-0/0-0 E
Vs. PHI	4/16	0-0/0-0 E	0-0/0-1 -1	DNP	INJ (shoulder)	DNP	0-0/0-2 -1	0-0/0-1 -1	DNP	0-0/0-1 -1	0-0/0-1 E	DNP
Vs. PHI	4/17	0-0/0-1 -2	0-0/0-1 +2	DNP	INJ (shoulder)	DNP	0-1/0-1 -1	0-1/0-2 E	DNP	1-0/0-6 +1	0-0/2-3 +1	DNP
@ PHI	4/19	0-0/0-0 -1	0-1/2-1 +1	DNP	INJ (shoulder)	DNP	0-0/0-0 E	0-0/0-1 E	DNP	0-0/0-1 E	0-0/0-3 E	DNP
Vs. PHI	4/21	0-1/0-2 +2	0-0/0-0 E	0-1/0-0 +3	0-0/0-0 E	DNP	2-0/0-2 +3	0-0/2-2 E	DNP	1-0/0-2 +1	DNP	DNP
Vs. PIT	4/26	0-0/0-2 -1	0-0/0-0 -1	0-0/0-2 -1	INJ (shoulder)	DNP	0-0/0-0 E	0-0/2-1 E	DNP	0-0/0-4 -1	0-0/0-0 -1	DNP
Vs. PIT	4/28	0-0/0-1 -2	0-0/0-0 -1	0-0/0-3 -2	INJ (shoulder)	DNP	0-0/2-0 E	0-0/2-1 E	DNP	0-1/0-2 -2	DNP	0-0/2-0 E
@ PIT	4/30	1-1/2-1 +2	0-0/2-2 +1	1-1/2-1 +1	INJ (shoulder)	DNP	0-0/2-2 E	0-1/0-1 +1	DNP	0-0/0-2 E	0-0/0-0 +1	DNP
@ PIT	5/2	0-0/0-1 E	0-0/0-0 +2	0-1/0-0 +1	INJ (shoulder)	DNP	1-1/0-4 +2	0-1/0-2 +1	DNP	0-2/0-2 +2	1-0/0-1 +1	DNP
Vs. PIT	5/5	0-0/0-2 E	0-0/0-4 +2	0-1/0-2 -1	INJ (shoulder)	DNP	0-1/2-2 +1	0-0/0-1 +1	DNP	0-1/2-6 +1	0-0/0-0 E	DNP
@ PIT	5/8	0-0/0-2 E	0-1/0-1 -2	0-0/0-1 E	INJ (shoulder)	DNP	0-0/0-3 -1	0-0/2-1 -1	DNP	1-0/0-2 -1	0-0/2-0 -1	DNP
Vs. PIT	5/10	0-0/0-2 +1	0-0/0-2 E	0-1/0-1 E	INJ (back)	DNP	1-0/0-2 +1	0-0/0-3 E	DNP	0-1/0-2 E	0-0/0-2 E	DNP

GAME	DATE	#37 BROWN	#41 BARNES	#42 SMEHLIK	#44 ZHITNIK	#45 KALININ	#51 CAMPBELL	#52 ANDREYCHUK	#55 HAMEL	#57 HEINZE	#61 AFINOGENOV	#74 MCKEE
@ PHI	4/11	0-0/0-2 E	0-0/0-1 E	0-0/0-0 E	0-0/0-1 -1	0-1/0-0 +1	ROCH	0-0/0-2 E	I.R. (knee)	0-1/0-4 +1	DNP	0-0/0-0 +1
@ PHI	4/14	1-0/0-3 +2	0-1/0-2 E	0-0/0-0 -1	1-1/2-4 E	0-0/0-0 -1	ROCH	0-0/0-2 E	I.R. (knee)	0-0/0-1 E	DNP	1-0/2-1 +2
Vs. PHI	4/16	0-0/2-2 E	0-0/0-1 -2	0-0/2-1 -1	0-0/0-5 E	0-0/0-3 -1	ROCH	0-0/0-0 E	I.R. (knee)	1-0/0-1 -1	0-0/0-2 E	0-0/0-0 -1
Vs. PHI	4/17	1-0/0-5 E	0-1/0-3 E	0-0/2-0 +1	0-1/0-0 -1	0-0/0-2 E	ROCH	0-0/0-0 E	I.R. (knee)	0-1/0-4 +1	0-0/0-0 E	0-0/0-1 -1
@ PHI	4/19	0-0/2-1 E	0-0/2-1 E	0-0/0-3 E	0-1/0-2 E	0-0/0-3 E	ROCH	0-0/0-2 E	I.R. (knee)	0-0/2-0 E	1-0/2-2 E	0-0/0-1 E
Vs. PHI	4/21	0-0/2-0 E	0-0/0-1 +1	INJ (foot)	0-2/0-1 +2	0-1/0-1 +3	ROCH	1-2/0-4 +1	I.R. (knee)	1-0/0-3 +1	0-1/0-1 +1	0-0/2-1 E
Vs. PIT	4/26	0-0/0-3 E	0-0/0-1 E	INJ (foot)	0-0/0-2 -1	0-0/2-0 -1	ROCH	0-0/0-0 E	I.R. (knee)	0-0/2-3 -1	0-0/0-0 -2	0-0/0-1 -1
Vs. PIT	4/28	0-0/0-1 -1	1-0/0-3 -2	INJ (foot)	0-0/0-0 E	0-0/0-2 E	ROCH	0-0/0-2 -1	I.R. (knee)	0-0/0-0 -1	0-0/0-3 E	0-0/2-0 E
@ PIT	4/30	1-0/0-2 +1	0-0/0-2 +1	0-0/0-0 +2	0-0/4-2 +1	0-0/0-1 +2	DNP	0-0/0-1 E	I.R. (knee)	0-0/2-2 E	0-2/0-4 +2	INJ (concuss.)
@ PIT	5/2	1-0/0-4 +2	2-1/0-3 +1	0-0/0-1 +2	0-1/4-0 E	0-0/0-2 +1	DNP	0-0/2-0 E	I.R. (knee)	0-1/0-0 E	0-0/0-4 E	INJ (concuss.)
Vs. PIT	5/5	1-0/2-4 +1	1-0/0-2 +1	0-1/0-0 +1	0-0/0-0 -1	0-0/0-1 +1	DNP	0-0/2-1 E	I.R. (knee)	0-0/2-0 E	0-0/0-1 -1	INJ (concuss.)
@ PIT	5/8	0-0/0-1 -1	0-0/0-0 -1	0-0/0-0 +1	0-0/0-0 E	0-0/2-0 -1	DNP	0-0/0-2 E	I.R. (knee)	0-1/2-2 +1	1-0/2-1 +1	INJ (concuss.)
Vs. PIT	5/10	0-0/0-1 E	0-1/0-1 E	0-0/0-2 -2	0-0/2-1 -2	0-0/0-1 +1	DNP	0-0/0-1 E	I.R. (knee)	1-0/0-1 -1	0-0/0-1 E	INJ (concuss.)

GAME	DATE	#77 GRATTON	#81 SATAN	#93 GILMOUR	#39 HASEK	#43 BIRON
@ PHI	4/11	1-0/2-2 +1	0-0/4-3 +1	1-1/0-3 E	32-31-0/60:00	DNP
@ PHI	4/14	0-1/0-4 E	1-1/0-7 +1	0-0/2-2 -1	35-32-0/78:01	DNP
Vs. PHI	4/16	1-1/4-4 E	0-2/0-1 E	0-1/0-2 -1	19-16-0/59:06	DNP
Vs. PHI	4/17	1-0/2-2 E	1-1/0-4 E	0-0/0-0 +1	33-30-0/66:13	DNP
@ PHI	4/19	0-0/2-0 E	0-0/4-4 E	0-0/0-1 E	33-30-0/58:02	DNP
Vs. PHI	4/21	2-1/0-2 +2	0-3/0-3 +3	1-1/0-1 +2	24-24-0/59:51	DNP
Vs. PIT	4/26	0-0/0-4 -1	0-0/0-0 E	0-0/4-2 -2	32-29-0/59:53	DNP
Vs. PIT	4/28	0-0/0-1 -1	0-1/0-2 -2	0-00-1 -1	14-12-0/58:43	DNP
@ PIT	4/30	0-0/0-1 E	1-0/0-5 +3	0-1/2-1 +2	20-19-0/60:00	DNP
@ PIT	5/2	0-0/0-0 E	0-1/0-3 E	0-0//0-1 E	17-15-0/60:00	DNP
Vs. PIT	5/5	1-0/0-2 E	0-1/0-2 -1	0-0/0-0 -1	27-25-0/68:34	DNP
@ PIT	5/8	0-0/2-0 E	0-0/0-2 E	0-0/0-0 +1	33-30-0/71:29	DNP
Vs. PIT	5/10	0-1/2-0 -1	0-0/0-4 -1	0-0/4-3 -1	28-28-0/73:01	DNP

SKATERS KEY: Goals-Assists/PIM-Shots Plus/Minus

GOALIES KEY: Shots-Saves-Empty Net Goals/Minutes Played

ABBREVIATIONS:
DNP - Did Not Play (Healthy Scratch or Backup)
INJ - Injured or Illness
ROCH - Rochester (with AHL Affiliate)
SUSP - Suspended
NOR - Not on Roster

SABRES 2001 POSTSEASON SCORES

NO.	DATE	OPP.	SCORE	W/L	REC.	PP	PK	GOALIE	ATT.	GOALS by UNIF. (in order scored)
1.	4/11	@ Philadelphia	2-1	W	1-0	0-1	3-3	Hasek	19,543	77, 93
2.	4/14	@ Philadelphia	4-3*	W	2-0	1-3	2-3	Hasek	19,651	81, 44, 37, 74
3.	4/16	Philadelphia	2-3	L	2-1	2-3	1-2	Hasek	18,690	77, 57
4.	4/17	Philadelphia	4-3*	W	3-1	0-3	3-3	Hasek	18,690	81, 28, 77, 37
5.	4/19	@ Philadelphia	1-3	L	3-2	0-2	1-3	Hasek	19,681	61
6.	4/21	Philadelphia	8-0	W	4-2	3-6	3-3	Hasek	18,690	77, 93, 28, 52, 17, 57, 17, 77
1.	4/26	Pittsburgh	0-3	L	0-1	0-5	5-5	Hasek	18,136	
2.	4/28	Pittsburgh	1-3	L	0-2	1-7	4-4	Hasek	18,690	41
3.	4/30	@ Pittsburgh	4-1	W	1-2	0-6	4-5	Hasek	17,148	37, 5, 81, 3(en)
4.	5/2	@ Pittsburgh	5-2	W	2-2	1-2	1-2	Hasek	17,148	17, 37(sh), 41, 29, 41
5.	5/5	Pittsburgh	3-2*	W	3-2	1-8	3-4	Hasek	18,690	77, 37(sh), 41
6.	5/8	@ Pittsburgh	2-3*	L	3-3	0-2	5-5	Hasek	17,148	61, 28
7.	5/10	Pittsburgh	2-3*	L	3-4	1-3	1-2	Hasek	18,690	17, 57

Key:
power-play goals underlined
(sh) short-handed goal
(en) empty net goal
(t) game-tying goal

* - overtime decision

Attendance Breakdown
Home (7 games) - 130,276 (18,611 average) 6 SELLOUTS
Away (6 games) - 110,229 (18,372 average)

PHILADELPHIA FLYERS VS. BUFFALO SABRES

Summary: Won- 4 Lost- 2 Tied- 0

At BUFFALO	Score		Attend.	Goaltenders	W/T Goal
April 16, 2001	SABRES 2	FLYERS 3	18,690	CECHMANEK/ HASEK	ANDY DELMORE
April 17, 2001	SABRES 4	FLYERS 3	18,690	CECHMANEK/ HASEK	CURTIS BROWN
April 21, 2001	SABRES 8	FLYERS 0	18,690	CECHMANEK, BOUCHER/ HASEK	CHRIS GRATTON

At PHILADELPHIA	Score		Attend.	Goaltenders	W/T Goal
April 11, 2001	SABRES 2	FLYERS 1	19,543	CECHMANEK/ HASEK	DOUG GILMOUR
April 14, 2001	SABRES 4	FLYERS 3	19,651	CECHMANEK/ HASEK	JAY MCKEE
April 19, 2001	SABRES 1	FLYERS 3	19,681	CECHMANEK/ HASEK	MARK RECCHI

Goals by Period:	1st	2nd	3rd	OT	Total
SABRES	9	7	3	2	21
FLYERS	4	6	3	0	13

Shots by Period:	1st	2nd	3rd	OT	Total
SABRES	48	62	56	16	182
FLYERS	54	58	50	14	176

INDIVIDUAL SCORING

SABRES	GP	G	A	TP	+/-	PM	PP	SH	GW	GT	EN	S	Pctg
MIROSLAV SATAN	6	2	7	9	5	8	1	0	0	0	0	22	9.1
CHRIS GRATTON	6	5	3	8	3	10	1	0	1	0	0	14	35.7
ALEXEI ZHITNIK	6	1	5	6		2	0	0	0	0	0	13	7.7
DOUG GILMOUR	6	2	3	5	1	2	1	0	1	0	0	9	22.2
STEVE HEINZE	6	2	2	4	2	2	2	0	0	0	0	13	15.4
DONALD AUDETTE	6	2	1	3		2	0	0	0	0	0	12	16.7
J.P. DUMONT	6	2	1	3	1	2	0	0	0	0	0	10	20.0
DAVE ANDREYCHUK	6	1	2	3	1	0	1	0	0	0	0	10	10.0
CURTIS BROWN	6	2	0	2	2	6	0	0	1	1	0	13	15.4
MAXIM AFINOGENOV	4	1	1	2	1	2	0	0	0	0	0	5	20.0
STU BARNES	6	0	2	2		2	0	0	0	0	0	9	.0
DMITRI KALININ	6	0	2	2	2	0	0	0	0	0	0	9	.0
VACLAV VARADA	6	0	2	2		2	0	0	0	0	0	1	2.0
JAY MCKEE	6	1	0	1	4	4	0	0	1	1	0	4	25.0
JASON WOOLLEY	1	0	1	1	3	0	0	0	0	0	0	0	.0
ERIK RASMUSSEN	3	0	1	1	2	0	0	0	0	0	0	8	.0
JAMES PATRICK	6	0	1	1		0	0	0	0	0	0	5	.0
RHETT WARRENER	6	0	1	1	4	2	0	0	0	0	0	3	.0
ROB RAY	2	0	0	0		0	0	0	0	0	0	0	.0
VLADIMIR TSYPLAKOV	3	0	0	0	1	2	0	0	0	0	0	7	.0
RICHARD SMEHLIK	5	0	0	0	1-	4	0	0	0	0	0	4	.0
DOMINIK HASEK	6	0	0	0	1	2	0	0	0	0	0	0	.0

Power-play:	6-18	33.3%
Penalty killing:	13-17	76.5%

FLYERS	GP	G	A	TP	+/-	PM	PP	SH	GW	GT	EN	S	Pctg
DAYMOND LANGKOW	6	2	4	6	2-	2	1	0	0	0	0	14	14.3
MARK RECCHI	6	2	2	4	3-	2	1	0	1	0	0	18	11.1
SIMON GAGNE	6	3	0	3	2-	0	2	0	0	0	0	21	14.3
JOHN LECLAIR	6	1	2	3	2-	2	0	0	0	0	0	13	7.7
KENT MANDERVILLE	6	1	2	3	2	2	0	0	0	0	0	8	12.5
KEITH PRIMEAU	4	0	3	3	3-	8	0	0	0	0	0	1	0.0
ERIC DESJARDINS	6	1	1	2	2-	0	0	0	0	0	0	10	10.0
PAUL RANHEIM	6	0	2	2	2	2	0	0	0	0	0	4	.0
ANDY DELMORE	2	1	0	1	1-	2	0	0	1	0	0	25	0.0
DANIEL MCGILLIS	6	1	0	1	4-	6	0	1	0	0	0	18	5.6
CHRIS THERIEN	6	1	0	1	4-	8	0	0	0	0	0	11	9.1
DEREK PLANTE	5	0	1	1	3-	0	0	0	0	0	0	8	.0
RUSLAN FEDOTENKO	6	0	1	1	4-	4	0	0	0	0	0	6	.0
MICHAL SYKORA	6	0	1	1		0	0	0	0	0	0	6	.0
RICK TOCCHET	6	0	1	1	2-	6	0	0	0	0	0	8	.0
TODD FEDORUK	2	0	0	0	2	0	0	0	0	0	0	0	.0
CHRIS MCALLISTER	2	0	0	0	1	0	0	0	0	0	0	0	.0
P.J. STOCK	2	0	0	0	2-	0	0	0	0	0	0	0	.0
PETER WHITE	3	0	0	0	1-	0	0	0	0	0	0	2	.0
DEAN MCAMMOND	4	0	0	0		2	0	0	0	0	0	4	.0
JODY HULL	6	0	0	0	1	4	0	0	0	0	0	7	.0
LUKE RICHARDSON	6	0	0	0	3-	4	0	0	0	0	0	6	.0

Power-play:	4-17	23.5%
Penalty killing:	2-18	66.7%

GOALTENDING

SABRES	GP	MIN	GA	Avg	EN	SO	W	L	T	Shots	Save%
DOMINIK HASEK	6	381	13	2.0	0	1	4	2	0	176	.926

FLYERS	GP	MIN	GA	Avg	EN	SO	W	L	T	Shots	Save%
ROMAN CECHMANEK	6	347	18	3.1	0	0	2	4	0	165	.891
BRIAN BOUCHER	1	37	3	4.9	0	0	0	0	0	17	.824

PITTSBURGH PENGUINS VS. BUFFALO SABRES

Summary: Won- 3 Lost- 4 Tied- 0

At BUFFALO	Score		Attend.	Goaltenders	W/T Goal
April 26, 2001	SABRES 0	PENGUINS 3	18,136	HASEK/ HEDBERG	MARIO LEMIEUX
April 28, 2001	SABRES 1	PENGUINS 3	18,690	HASEK/ HEDBERG	ANDREW FERENCE
May 5, 2001	SABRES 3	PENGUINS 2	18,136	HASEK/ HEDBERG	STU BARNES
May 10, 2001	SABRES 2	PENGUINS 3	18,690	HASEK/ HEDBERG	DARIUS KASPARAITIS

At PITTSBURGH	Score		Attend.	Goaltenders	W/T Goal
April 30, 2001	SABRES 4	PENGUINS 1	17,148	HASEK/HEDBERG	JASON WOOLLEY
May 2, 2001	SABRES 5	PENGUINS 2	17,148	HASEK/HEDBERG	STU BARNES
May 8, 2001	SABRES 2	PENGUINS 3	17,148	HASEK/ HEDBERG, AUBIN	MARTIN STRAKA

Goals by Period:	1st	2nd	3rd	OT	Total
SABRES	3	5	8	1	17
PENGUINS	3	6	6	2	17

Shots by Period:	1st	2nd	3rd	OT	Total
SABRES	43	66	63	11	183
PENGUINS	58	49	50	15	172

INDIVIDUAL SCORING

SABRES	GP	G	A	TP	+/-	PM	PP	SH	GW	GT	EN	S	Pctg
STU BARNES	7	4	2	6	0	2	0	2	1	0	1	23	3.3
DONALD AUDETTE	7	1	5	6	1-	2	0	0	0	0	0	20	5.0
JASON WOOLLEY	7	1	4	5	2-	2	0	0	1	0	0	10	10.0
J.P. DUMONT	7	2	2	4	3	6	0	0	0	0	0	131	5.4
MIROSLAV SATAN	7	1	3	4	1-	0	0	0	0	0	0	18	5.6
CURTIS BROWN	7	3	0	3	2	2	0	2	0	0	0	16	18.8
MAXIM AFINOGENOV	7	1	2	3	2	0	0	0	0	0	1	4	7.1
STEVE HEINZE	7	1	2	3	2-	8	1	0	0	0	0	8	12.5
CHRIS GRATTON	7	1	1	2	3-	4	1	0	0	0	0	8	12.5
JAMES PATRICK7	1	1	2	2		0	0	0	0	1	1	1	9.1
VACLAV VARADA	7	0	2	2	2	6	0	0	0	0	0	1	0.0
VLADIMIR TSYPLAKOV	6	1	0	1	2	0	0	0	0	0	3	3	3.3
RICHARD SMEHLIK	5	0	1	1	4	0	0	0	0	0	0	3	.0
DOUG GILMOUR	7	0	1	1	2-	1	0	0	0	0	0	0	8.0
RHETT WARRENER	7	0	1	1	1	2	0	0	0	0	0	9	.0
ALEXEI ZHITNIK	7	0	1	1	3-	1	0	0	0	0	0	0	5.0
ROB RAY	1	0	0	0		2	0	0	0	0	0	0	.0
JAY MCKEE	2	0	0	0	1-	2	0	0	0	0	0	1	.0
DAVE ANDREYCHUK	7	0	0	0	1-	4	0	0	0	0	0	7	.0
DOMINIK HASEK	7	0	0	0		2	0	0	0	0	0	0	.0
DMITRI KALININ	7	0	0	0	3	4	0	0	0	0	0	7	.0

Power-play:	4-33	12.1%
Penalty killing:	23-27	85.2%

PENGUINS	GP	G	A	TP	+/-	PM	PP	SH	GW	GT	EN	S	Pctg
MARTIN STRAKA	7	2	6	8	1	2	1	0	1	1	0	25	8.0
MARIO LEMIEUX	7	2	5	7	2-	2	0	0	1	0	0	17	11.8
JAROMIR JAGR	5	1	5	6	2	6	1	0	0	0	0	7	14.3
ALEXEI KOVALEV	7	2	3	5	4	0	0	0	0	1	1	6	12.5
ANDREW FERENCE	7	2	2	4	1	0	1	0	1	0	0	13	15.4
ROBERT LANG	7	2	2	4	1	2	0	0	0	0	0	13	15.4
JANNE LAUKKANEN	7	1	2	3	5	6	0	0	0	0	0	6	16.7
JAN HRDINA	7	1	1	2	4-	4	0	0	0	0	0	4	25.0
DARIUS KASPARAITIS	7	1	1	2	1	6	0	0	1	1	0	4	25.0
ALEXEI MOROZOV	7	1	1	2	2-	2	0	0	0	0	0	11	9.1
WAYNE PRIMEAU	7	1	1	2		2	0	0	0	0	0	11	9.1
JOSEF BERANEK	4	0	2	2	2	0	0	0	0	0	0	5	.0
KEVIN STEVENS	7	1	0	1	2-	8	1	0	0	0	0	11	9.1
BOB BOUGHNER	7	0	1	1	2	1	2	0	0	0	0	1	4.0
KRZYSZTOF OLIWA	2	0	0	0	1	4	0	0	0	0	0	0	.0
MILAN KRAFT	3	0	0	0		0	0	0	0	0	0	3	.0
DAN LACOUTURE	3	0	0	0	1	2	0	0	0	0	0	2	.0
MARC BERGEVIN	4	0	0	0	2-	2	0	0	0	0	0	1	.0
RENE CORBET	7	0	0	0	3-	8	0	0	0	0	0	8	.0
HANS JONSSON	7	0	0	0	3-	4	0	0	0	0	0	3	.0
IAN MORAN	7	0	0	0	1	0	0	0	0	0	0	8	.0

Power-play:	4-27	14.8%
Penalty killing:	29-33	87.9%

GOALTENDING

SABRES	GP	MIN	GA	Avg	EN	SO	W	L	T	Shots	Save%
DOMINIK HASEK	7	452	16	2.1	1	0	3	4	0	171	.906

PENGUINS	GP	MIN	GA	Avg	EN	SO	W	L	T	Shots	Save%
JOHAN HEDBERG	7	449	16	2.1	1	1	4	3	0	182	.912
J-SEBASTIEN AUBIN	1	1	0	.0	0	0	0	0	0	0	.000

1973

DATE	SCORE	GOALTENDERS	WINNING GOAL
April 4, 1973	@ Montreal 2, Buffalo 1	D. Dryden/K. Dryden	Cournoyer (Mtl.)
April 5, 1973	@ Montreal 7, Buffalo 3	D. Dryden/K. Dryden	Lapointe (Mtl.)
April 7, 1973	Montreal 5, @ Buffalo 2	Crozier/K. Dryden	Wilson (Mtl.)
April 8, 1973	@ Buffalo 5, Montreal 1	Crozier/K. Dryden	Perreault (Buf.)
April 10, 1973	Buffalo 3, @ Montreal 2 (OT)	Crozier/K. Dryden	Robert (Buf.)
April 12, 1973	Montreal 4, @ Buffalo 2	Crozier/K. Dryden	Lapointe (Mtl.)

(Montreal wins series 4 games to 2)

1975

DATE	SCORE	GOALTENDERS	WINNING GOAL
April 13, 1975	@ Buffalo 4, Chicago 1	Desjardins/Esposito	Perreault (Buf.)
April 15, 1975	@ Buffalo 3, Chicago 1	Desjardins/Esposito	Dudley (Buf.)
April 17, 1975	@ Chicago 5, Buffalo 4 (OT)	Desjardins/Esposito	Mikita (Chi.)
April 20, 1975	Buffalo 6, @ Chicago 2	Desjardins/Esposito	R. Martin (Buf.)
April 22, 1975	@ Buffalo 3, Chicago 1	Desjardins/Esposito	Robert (Buf.)

(Buffalo wins series 4 games to 1)

DATE	SCORE	GOALTENDERS	WINNING GOAL
April 27, 1975	@ Buffalo 6, Montreal 5 (OT)	Desjardins-Crozier/Dryden	Gare (Buf.)
April 29, 1975	@ Buffalo 4, Montreal 2	Crozier/Dryden	Ramsay (Buf.)
May 1, 1975	@ Montreal 7, Buffalo 0	Crozier-Desjardins/Dryden	Mahovlich (Mtl.)
May 3, 1975	@ Montreal 8, Buffalo 2	Desjardins/Dryden	Lafleur (Mtl.)
May 6, 1975	@ Buffalo 5, Montreal 4 (OT)	Desjardins/Dryden	Robert (Buf.)
May 8, 1975	Buffalo 4, @ Montreal 3	Desjardins/Dryden	Lorentz (Buf.)

(Buffalo wins series 4 games to 2)

DATE	SCORE	GOALTENDERS	WINNING GOAL
May 15, 1975	@ Philadelphia 4, Buffalo 1	Desjardins/Parent	Lonsberry (Phi.)
May 18, 1975	@ Philadelphia 2, Buffalo 1	Desjardins/Parent	Clarke (Phi.)
May 20, 1975	@ Buffalo 5, Philadelphia 4 (OT)	Crozier/Parent	Robert (Buf.)
May 22, 1975	@ Buffalo 4, Philadelphia 2	Desjardins/Parent	Lorentz (Buf.)
May 25, 1975	@ Philadelphia 5, Buffalo 1	Desjardins/Parent	Dornhoefer (Phi.)
May 27, 1975	Philadelphia 2, @ Buffalo 0	Crozier/Parent	Kelly (Phi.)

(Philadelphia wins series 4 games to 2)

1976

DATE	SCORE	GOALTENDERS	WINNING GOAL
April 6, 1976	@ St. Louis 5, Buffalo 2	Desjardins/Staniowski	Patey (St.L.)
April 8, 1976	@ Buffalo 3, St. Louis 2 (OT)	Desjardins/Staniowski	Gare (Buf.)
April 9, 1976	@ Buffalo 2, St. Louis 1 (OT)	Desjardins/Staniowski	Luce (Buf.)

(Buffalo wins series 2 games to 1)

DATE	SCORE	GOALTENDERS	WINNING GOAL
April 11, 1976	@ Buffalo 5, N.Y. Islanders 3	Desjardins/Resch-Smith	R. Martin (Buf.)
April 13, 1976	@ Buffalo 3, N.Y. Islanders 2 (OT)	Desjardins/Smith	Gare (Buf.)
April 15, 1976	@ N.Y. Islanders 5, Buffalo 3	Desjardins/Smith	MacMillan (N.Y.I.)
April 17, 1976	@ N.Y. Islanders 4, Buffalo 2	Desjardins/Smith	Potvin (N.Y.I.)
April 20, 1976	N.Y. Islanders 4, @ Buffalo 2	Desjardins/Smith	Marshall (N.Y.I.)
April 22, 1976	@ N.Y. Islanders 3, Buffalo 2	Desjardins/Smith	Gillies (N.Y.I.)

(N.Y. Islanders win series 4 games to 2)

1977

DATE	SCORE	GOALTENDERS	WINNING GOAL
April 5, 1977	@ Buffalo 4, Minnesota 2	Edwards/LoPresti	Korab (Buf.)
April 7, 1977	Buffalo 7, @ Minnesota 1	Edwards/LoPresti-Smith	R. Martin (Buf.)

(Buffalo wins series 2 games to 0)

DATE	SCORE	GOALTENDERS	WINNING GOAL
April 11, 1977	@ N.Y. Islanders 4, Buffalo 2	Edwards/Smith	Gillies (N.Y.I.)
April 13, 1977	@ N.Y. Islanders 4, Buffalo 2	Edwards/Smith	Gillies (N.Y.I.)
April 15, 1977	N.Y. Islanders 4, @ Buffalo 3	Edwards/Smith	Gillies (N.Y.I.)
April 17, 1977	N.Y. Islanders 4, @ Buffalo 3	Desjardins/Smith	MacMillan (N.Y.I.)

(N.Y. Islanders win series 4 games to 0)

1978

DATE	SCORE	GOALTENDERS	WINNING GOAL
April 11, 1978	@ Buffalo 4, N.Y. Rangers 1	Edwards/Thomas	R. Martin (Buf.)
April 13, 1978	@ N.Y. Rangers 4, Buffalo 3 (OT)	Edwards/Davidson	Murdoch (N.Y.R.)
April 15, 1978	@ Buffalo 4, N.Y. Rangers 1	Edwards/Thomas	Ramsay (Buf.)

(Buffalo wins series 2 games to 1)

DATE	SCORE	GOALTENDERS	WINNING GOAL
April 17, 1978	@ Philadelphia 4, Buffalo 1	Edwards/Parent	Kelly (Phi.)
April 19, 1978	@ Philadelphia 3, Buffalo 2	Edwards/Parent	MacLeish (Phi.)
April 22, 1978	@ Buffalo 4, Philadelphia 1	Edwards/Parent	Perreault (Buf.)
April 23, 1978	Philadelphia 4, @ Buffalo 2	Edwards/Parent	MacLeish (Phi.)
April 25, 1978	@ Philadelphia 4, Buffalo 2	Edwards/Parent	Lonsberry (Phi.)

(Philadelphia wins series 4 games to 1)

1979

DATE	SCORE	GOALTENDERS	WINNING GOAL
April 10, 1979	Pittsburgh 4, @ Buffalo 3	Sauve/Herron	Kindrachuk (Pit.)
April 12, 1979	Buffalo 3, @ Pittsburgh 1	Sauve/Herron	Richard (Buf.)
April 14, 1979	Pittsburgh 4, @ Buffalo 3 (OT)	Sauve/Herron	Ferguson (Pit.)

(Pittsburgh wins series 2 games to 1)

1980

DATE	SCORE	GOALTENDERS	WINNING GOAL
April 8, 1980	@ Buffalo 2, Vancouver 1	Edwards/Bromley	Luce (Buf.)
April 9, 1980	@ Buffalo 6, Vancouver 0	Sauve/Bromley-Hanlon	Ramsey (Buf.)
April 11, 1980	@ Vancouver 5, Buffalo 4	Edwards/Hanlon-Bromley	Brasar (Van.)
April 12, 1980	Buffalo 3, @ Vancouver 1	Sauve/Bromley	Perreault (Buf.)

(Buffalo wins series 3 games to 1)

DATE	SCORE	GOALTENDERS	WINNING GOAL
April 16, 1980	@ Buffalo 5, Chicago 0	Edwards/Esposito	Van Boxmeer (Buf.)
April 17, 1980	@ Buffalo 6, Chicago 4	Sauve/Veisor	Gare (Buf.)
April 19, 1980	Buffalo 2, @ Chicago 1	Edwards/Esposito	Dudley (Buf.)
April 20, 1980	Buffalo 3, @ Chicago 2	Sauve/Esposito	Perreault (Buf.)

(Buffalo wins series 4 games to 0)

DATE	SCORE	GOALTENDERS	WINNING GOAL
April 29, 1980	N.Y. Islanders 4, @ Buffalo 1	Edwards/Smith	Bossy (N.Y.I.)
May 1, 1980	N.Y. Islanders 2, @ Buffalo 1 (2OT)	Sauve/Smith	Nystrom (N.Y.I.)
May 3, 1980	@ N.Y. Islanders 7, Buffalo 4	Edwards/Smith	Henning (N.Y.I.)
May 6, 1980	Buffalo 7, @ N.Y. Islanders 4	Sauve/Smith-Resch	Smith (Buf.)
May 8, 1980	@ Buffalo 2, N.Y. Islanders 0	Sauve/Resch	Van Boxmeer (Buf.)
May 10, 1980	@ N.Y. Islanders 5, Buffalo 2	Sauve/Smith	Lorimer (N.Y.I.)

(N.Y. Islanders win series 4 games to 2)

1981

DATE	SCORE	GOALTENDERS	WINNING GOAL
April 8, 1981	@ Buffalo 3, Vancouver 2 (OT)	Edwards/Brodeur	Haworth (Buf.)
April 9, 1981	@ Buffalo 5, Vancouver 2	Edwards/Brodeur	Gare (Buf.)
April 11, 1981	Buffalo 5, @ Vancouver 3	Edwards/Brodeur	Ruff (Buf.)

(Buffalo wins series 3 games to 0)

DATE	SCORE	GOALTENDERS	WINNING GOAL
April 16, 1981	Minnesota 4, @ Buffalo 3 (OT)	Edwards/Meloche	Payne (Min.)
April 17, 1981	Minnesota 5, @ Buffalo 2	Edwards/Meloche	Ciccarelli (Min.)
April 19, 1981	@ Minnesota 6, Buffalo 4	Edwards/Meloche	Broten (Min.)
April 20, 1981	Buffalo 5, @ Minnesota 4 (OT)	Edwards/Meloche	Ramsay (Buf.)
April 22, 1981	Minnesota 4, @ Buffalo 3	Edwards/Beaupre	MacAdam (Min.)

(Minnesota wins series 4 games to 1)

1982

DATE	SCORE	GOALTENDERS	WINNING GOAL
April 7, 1982	@ Boston 3, Buffalo 1	Edwards/Moffat	Park (Bos.)
April 8, 1982	@ Boston 7, Buffalo 3	Harrison/Moffat	Pederson (Bos.)
April 10, 1982	@ Buffalo 5, Boston 2	Edwards/Moffat	Ramsay (Buf.)
April 11, 1982	Boston 5, @ Buffalo 2	Edwards/Moffat	O'Reilly (Bos.)

(Boston wins series 3 games to 1)

1983

DATE	SCORE	GOALTENDERS	WINNING GOAL
April 6, 1983	Buffalo 1, @ Montreal 0	Sauve/Wamsley	Peterson (Buf.)
April 7, 1983	Buffalo 3, @ Montreal 0	Sauve/Wamsley-Sevigny	McCourt (Buf.)
April 9, 1983	@ Buffalo 4, Montreal 2	Sauve/Wamsley	McKegney (Buf.)

(Buffalo wins series 3 games to 0)

DATE	SCORE	GOALTENDERS	WINNING GOAL
April 14, 1983	Buffalo 7, @ Boston 4	Sauve/Peeters	McKegney (Buf.)
April 15, 1983	@ Boston 5, Buffalo 3	Sauve/Peeters	Bourque (Bos.)
April 17, 1983	@ Buffalo 4, Boston 3	Sauve/Peeters	Ramsey (Buf.)
April 18, 1983	Boston 6, @ Buffalo 2	Sauve/Peeters	Middleton (Bos.)
April 20, 1983	@ Boston 9, Buffalo 0	Sauve-Myre/Peeters	Crowder (Bos.)
April 22, 1983	@ Buffalo 5, Boston 3	Sauve/Peeters	Ruff (Buf.)
April 24, 1983	@ Boston 3, Buffalo 2 (OT)	Sauve/Peeters	Park (Bos.)

(Boston wins series 4 games to 3)

1984

DATE	SCORE	GOALTENDERS	WINNING GOAL
April 4, 1984	Quebec 3, @ Buffalo 2	Barrasso-Sauve/Bouchard	M. Stastny (Que.)
April 5, 1984	Quebec 6, @ Buffalo 2	Sauve-Barrasso/Bouchard	Savard (Que.)
April 7, 1984	@ Quebec 4, Buffalo 1	Barrasso/Bouchard	J.F. Sauve (Que.)

(Quebec wins series 3 games to 0)

1985

DATE	SCORE	GOALTENDERS	WINNING GOAL
April 10, 1985	@ Quebec 5, Buffalo 2	Barrasso/Gosselin	A. Stastny (Que.)
April 11, 1985	@ Quebec 3, Buffalo 2	Barrasso/Gosselin	Rochefort (Que.)
April 13, 1985	@ Buffalo 6, Quebec 4	Barrasso/Gosselin	Andreychuk (Buf.)
April 14, 1985	@ Buffalo 7, Quebec 4	Barrasso/Bouchard	Andreychuk (Buf.)
April 16, 1985	@ Quebec 6, Buffalo 5	Barrasso/Gosselin	Ashton (Que.)

(Quebec wins series 3 games to 2)

1988

DATE	SCORE	GOALTENDERS	WINNING GOAL
April 6, 1988	@ Boston 7, Buffalo 3	Barrasso-Puppa/Lemelin	Kluzak (Bos.)
April 7, 1988	@ Boston 4, Buffalo 1	Barrasso/Lemelin	Shoebottom (Bos.)
April 9, 1988	@ Buffalo 6, Boston 2	Barrasso/Moog	Tucker (Buf.)
April 10, 1988	@ Buffalo 6, Boston 5 (OT)	Puppa/Lemelin	Tucker (Buf.)
April 12, 1988	@ Boston 5, Buffalo 4	Puppa/Lemelin	Middleton (Bos.)
April 14, 1988	Boston 5, @ Buffalo 2	Barrasso/Moog	Plett (Bos.)

(Boston wins series 4 games to 2)

1989

DATE	SCORE	GOALTENDERS	WINNING GOAL
April 5, 1989	Buffalo 6, @ Boston 0	Cloutier/Lemelin	Foligno (Buf.)
April 6, 1989	@ Boston 5, Buffalo 3	Malarchuk/Moog	Carpenter (Bos.)
April 8, 1989	Boston 4, @ Buffalo 2	Cloutier/Moog	Neely (Bos.)
April 9, 1989	Boston 3, @ Buffalo 2	Cloutier/Lemelin	Neely (Bos.)
April 11, 1989	@ Boston 4, Buffalo 1	Cloutier/Moog	Neufeld (Bos.)

(Boston wins series 4 games to 1)

1990

DATE	SCORE	GOALTENDERS	WINNING GOAL
April 5, 1990	@ Buffalo 4, Montreal 1	Puppa/Roy	Vaive (Buf.)
April 7, 1990	Montreal 3, @ Buffalo 0	Puppa/Roy	Naslund (Mtl.)
April 9, 1990	@ Montreal 2, Buffalo 1 (OT)	Puppa/Roy	Skrudland (Mtl.)
April 11, 1990	Buffalo 4, @ Montreal 2	Puppa/Roy	Turgeon (Buf.)
April 13, 1990	Montreal 4, @ Buffalo 2	Puppa/Roy	Richer (Mtl.)
April 15, 1990	@ Montreal 5, Buffalo 2	Puppa/Roy	Lemieux (Mtl.)

(Montreal wins series 4 games to 2)

1991

DATE	SCORE	GOALTENDERS	WINNING GOAL
April 3, 1991	@ Montreal 7, Buffalo 5	Puppa-Wakaluk/Roy	Gilchrist (Mtl.)
April 5, 1991	@ Montreal 5, Buffalo 4	Puppa/Roy	Carbonneau (Mtl.)
April 7, 1991	@ Buffalo 5, Montreal 4	Malarchuk/Roy	Ramsey (Buf.)
April 9, 1991	@ Buffalo 6, Montreal 4	Malarchuk/Roy-Racicot	Ray (Buf.)
April 11, 1991	@ Montreal 4, Buffalo 3 (OT)	Malarchuk/Roy	Courtnall (Mtl.)
April 13, 1991	Montreal 5, @ Buffalo 1	Malarchuk/Roy-Racicot	Corson (Mtl.)

(Montreal wins series 4 games to 2)

1992

DATE	SCORE	GOALTENDERS	WINNING GOAL
April 19, 1992	Buffalo 3, @ Boston 2	Draper/Moog	Bodger (Buf.)
April 21, 1992	@ Boston 3, Buffalo 2 (OT)	Draper/Moog	Oates (Bos.)
April 23, 1992	Boston 3, @ Buffalo 2	Draper/Moog	Oates (Bos.)
April 25, 1992	Boston 5, @ Buffalo 4 (OT)	Draper/Moog	Donato (Bos.)
April 27, 1992	Buffalo 2, @ Boston 0	Draper/Moog	LaFontaine (Buf.)
April 29, 1992	@ Buffalo 9, Boston 3	Draper/Moog-Lemelin	May (Buf.)
May 1, 1992	@ Boston 3, Buffalo 2	Draper/Moog	Reid (Bos.)

(Boston wins series 4 games to 3)

1993

DATE	SCORE	GOALTENDERS	WINNING GOAL
April 18, 1993	Buffalo 5, @ Boston 4 (OT)	Fuhr/Moog	Sweeney (Buf.)
April 20, 1993	Buffalo 4, @ Boston 0	Fuhr/Moog-Blue	Presley (Buf.)
April 22, 1993	@ Buffalo 4, Boston 3 (OT)	Fuhr/Blue	Khmylev (Buf.)
April 24, 1993	@ Buffalo 6, Boston 5 (OT)	Fuhr-Hasek/Moog	May (Buf.)

(Buffalo wins series 4 games to 0)

DATE	SCORE	GOALTENDERS	WINNING GOAL
May 2, 1993	@ Montreal 4, Buffalo 3	Fuhr/Roy	Damphousse (Mtl.)
May 4, 1993	@ Montreal 4, Buffalo 3 (OT)	Fuhr/Roy	Carbonneau (Mtl.)
May 6, 1993	Montreal 4, @ Buffalo 3 (OT)	Fuhr/Roy	Dionne (Mtl.)
May 8, 1993	Montreal 4, @ Buffalo 3 (OT)	Fuhr/Roy	Muller (Mtl.)

(Montreal wins series 4 games to 0)

1994

DATE	SCORE	GOALTENDERS	WINNING GOAL
April 17, 1994	Buffalo 2, @ New Jersey 0	Hasek/Brodeur	Simon (Buf.)
April 19, 1994	@ New Jersey 2, Buffalo 1	Hasek/Brodeur	Stevens (N.J.)
April 21, 1994	New Jersey 2, @ Buffalo 1	Hasek/Brodeur	Albelin (N.J.)
April 23, 1994	@ Buffalo 5, New Jersey 3	Hasek/Brodeur	Presley (Buf.)
April 25, 1994	@ New Jersey 5, Buffalo 3	Hasek/Brodeur	Lemieux (N.J.)
April 27, 1994	@ Buffalo 1, New Jersey 0 (4OT)	Hasek/Brodeur	Hannan (Buf.)
April 29, 1994	@ New Jersey 2, Buffalo 1	Hasek/Brodeur	Lemieux (N.J.)

(New Jersey wins series 4 games to 3)

1997

DATE	SCORE	GOALTENDERS	WINNING GOAL
April 17, 1997	@ Buffalo 3, Ottawa 1	Hasek/Tugnutt	Plante (Buf.)
April 19, 1997	Ottawa 3, @ Buffalo 1	Hasek/Tugnutt	Duchesne (Ott.)
April 21, 1997	Buffalo 3, @ Ottawa 2	Hasek-Shields/Tugnutt	Ward (Buf.)
April 23, 1997	@ Ottawa 1, Buffalo 0 (OT)	Shields/Tugnutt	Alfredsson (Ott.)
April 25, 1997	Ottawa 4, @ Buffalo 1	Shields-Trefilov/Tugnutt	Alfredsson (Ott.)
April 27, 1997	Buffalo 3, @ Ottawa 0	Shields/Tugnutt	Holzinger (Buf.)
April 29, 1997	@ Buffalo 3, Ottawa 2 (OT)	Shields/Tugnutt	Plante (Buf.)
	(Buffalo wins series 4 games to 3)		
May 3, 1997	Philadelphia 5, @ Buffalo 3	Shields/Snow	Podein (Phi.)
May 5, 1997	Philadelphia 2, @ Buffalo 1	Shields/Snow	Therien (Phi.)
May 7, 1997	@ Philadelphia 4, Buffalo 1	Shields/Snow	Hawerchuk (Phi.)
May 9, 1997	Buffalo 5, @ Philadelphia 4 (OT)	Shields/Snow	Ronan (Buf.)
May 11, 1997	Philadelphia 6, @ Buffalo 3	Shields/Hextall	Zubrus (Phi.)
	(Philadelphia wins series 4 games to 1)		

1998

DATE	SCORE	GOALTENDERS	WINNING GOAL
April 22, 1998	Buffalo 3, @ Philadelphia 2	Hasek/Burke	Audette (Buf.)
April 24, 1998	@ Philadelphia 3, Buffalo 2	Hasek/Burke	LeClair (Phi.)
April 27, 1998	@ Buffalo 6, Philadelphia 1	Hasek/Burke-Hextall	Grosek (Buf.)
April 29, 1998	@ Buffalo 4, Philadelphia 1	Hasek/Burke	Satan (Buf.)
May 1, 1998	Buffalo 3, @ Philadelphia 2 (OT)	Hasek/Burke	Grosek (Buf.)
	(Buffalo wins series 4 games to 1)		
May 8, 1998	@ Buffalo 3, Montreal 2 (OT)	Hasek/Moog	Sanderson (Buf.)
May 10, 1998	@ Buffalo 6, Montreal 3	Hasek/Moog-Thibault	Barnaby (Buf.)
May 12, 1998	Buffalo 5, @ Montreal 4 (2OT)	Hasek/Thibault-Theodore	Peca (Buf.)
May 14, 1998	Buffalo 3, @ Montreal 1	Hasek/Moog-Theodore	Audette (Buf.)
	(Buffalo wins series 4 games to 0)		
May 23, 1998	Buffalo 2, @ Washington 0	Hasek/Kolzig	Grosek (Buf.)
May 25, 1998	@ Washington 3, Buffalo 2 (OT)	Hasek/Kolzig	Krygier (Wsh.)
May 28, 1998	Washington 4, @ Buffalo 3 (OT)	Hasek/Kolzig	Bondra (Wsh.)
May 30, 1998	Washington 2, @ Buffalo 0	Hasek/Kolzig	Berube (Wsh.)
June 2, 1998	Buffalo 2, @ Washington 1	Hasek/Kolzig	Woolley (Buf.)
June 4, 1998	Washington 3, @ Buffalo 2 (OT)	Hasek/Kolzig	Juneau (Wsh.)
	(Washington wins series 4 games to 2)		

1999

DATE	SCORE	GOALTENDERS	WINNING GOAL
April 21, 1999	Buffalo 2, @ Ottawa 1	Hasek/Tugnutt	Brown (Buf.)
April 23, 1999	Buffalo 3, @ Ottawa 2 (2OT)	Hasek/Rhodes	Satan (Buf.)
April 25, 1999	@ Buffalo 3, Ottawa 0	Hasek/Rhodes	Ward (Buf.)
April 27, 1999	@ Buffalo 4, Ottawa 3	Hasek/Tugnutt	Zhitnik (Buf.)
	(Buffalo wins series 4 games to 0)		
DATE	SCORE	GOALTENDERS	WINNING GOAL
May 6, 1999	@ Boston 4, Buffalo 2	Hasek/Dafoe	Thornton (Bos.)
May 9, 1999	Buffalo 3, @ Boston 1	Hasek/Dafoe	Brown (Buf.)
May 12, 1999	@ Buffalo 3, Boston 2	Hasek/Dafoe	Ward (Buf.)
May 14, 1999	@ Buffalo 3, Boston 0	Hasek/Dafoe	Zhitnik (Buf.)
May 16, 1999	@ Boston 5, Buffalo 3	Hasek-Roloson/Dafoe	Khristich (Bos.)
May 18, 1999	@ Buffalo 3, Boston 2	Hasek/Dafoe	Brown (Buf.)
	(Buffalo wins series 4 games to 2)		
DATE	SCORE	GOALTENDERS	WINNING GOAL
May 23, 1999	Buffalo 5, @Toronto 4	Roloson/Joseph	Sanderson (Buf.)
May 25, 1999	@ Toronto 6, Buffalo 3	Roloson/Joseph	Perreault (Tor.)
May 27, 1999	@ Buffalo 4, Toronto 2	Hasek-Roloson/Joseph	Barnes (Buf.)
May 29, 1999	@ Buffalo 5, Toronto 2	Hasek/Joseph-Healy	Ray (Buf.)
May 31, 1999	Buffalo 4, @ Toronto 2	Hasek/Joseph	Rasmussen (Buf.)
	(Buffalo wins series 4 games to 1)		

DATE	SCORE	GOALTENDERS	WINNING GOAL
June 8, 1999	Buffalo 3, @ Dallas 2 (OT)	Hasek/Belfour	Woolley (Buf.)
June 10, 1999	@ Dallas 4, Buffalo 2	Hasek/Belfour	Hull (Dal.)
June 12, 1999	Dallas 2, @ Buffalo 1	Hasek/Belfour	Nieuwendyk (Dal.)
June 15, 1999	@ Buffalo 2, Dallas 1	Hasek/Belfour	Ward (Buf.)
June 17, 1999	@ Dallas 2, Buffalo 0	Hasek/Belfour	Sydor (Dal.)
June 19, 1999	Dallas 2, @ Buffalo 1(OT)	Hasek/Belfour	Hull (Dal.)
	(Dallas wins series 4 games to 2)		

2000

DATE	SCORE	GOALTENDERS	WINNING GOAL
April 13, 2000	@ Philadelphia 3, Buffalo 2	Hasek/Boucher	Gagne (Phi.)
April 14, 2000	@ Philadelphia 2, Buffalo 1	Hasek/Boucher	Desjardins (Phi.)
April 16, 2000	Philadelphia 2, @ Buffalo 0	Hasek/Boucher	LeClair (Phi.)
April 18, 2000	@ Buffalo 3, Philadelphia 2 (OT)	Hasek/Boucher	Barnes (Buf.)
April 20, 2000	@ Philadelphia 5, Buffalo 2	Hasek/Boucher	Langkow (Phi.)
	(Philadelphia wins series 4 games to 1)		

2001

DATE	SCORE	GOALTENDERS	WINNING GOAL
April 11, 2001	Buffalo 2, @ Philadelphia 1	Hasek/Cechmanek	Gilmour (Buf.)
April 14, 2001	Buffalo 3, @ Philadelphia 3 (OT)	Hasek/Cechmanek	McKee (Buf.)
April 16, 2001	Philadelphia 3, @ Buffalo 2	Hasek/Cechmanek	Delmore (Phi.)
April 17, 2001	@ Buffalo 4, Philadelphia 3 (OT)	Hasek/Cechmanek	Brown (Buf.)
April 19, 2001	@ Philadelphia 3, Buffalo 1	Hasek/Cechmanek	Recchi (Phi.)
April 21, 2001	@ Buffalo 8, Philadelphia 0	Hasek/Cechmanek & Boucher	Gratton (Buf.)
	(Buffalo wins series 4 games to 2)		
DATE	SCORE	GOALTENDERS	WINNING GOAL
April 26, 2001	Pittsburgh 3, @ Buffalo 0	Hasek/Hedberg	Lemieux (Pit.)
April 28, 2001	Pittsburgh 3 @ Buffalo 1	Hasek/Hedberg	Ference (Pit.)
April 30, 2001	Buffalo 4, @ Pittsburgh 1	Hasek/Hedberg	Woolley (Buf.)
May 2, 2001	Buffalo 5, @ Pittsburgh 2	Hasek/Hedberg	Barnes (Buf.)
May 5, 2001	@ Buffalo 3, Pittsburgh 2 (OT)	Hasek/Hedberg	Barnes (Buf.)
May 8, 2001	@ Pittsburgh 3, Buffalo 2 (OT)	Hasek/Hedberg	Straka (Pit.)
May10, 2001	Pittsburgh 3, @ Buffalo 2 (OT)	Hasek/Hedberg & Aubin	Kasparaitis (Pit.)
	(Pittsburgh wins series 4 games to 3)		

SABRES OVERTIME HISTORY IN PLAYOFFS

DATE	OPPONENT	SCORER	SCORE	TIME
April 10, 1973	@ Montreal	Rene Robert	3-2 Buf.	9:18
April 17, 1975	@ Chicago	Stan Mikita	5-4 Chi.	2:31
April 27, 1975	Montreal	Danny Gare	6-5 Buf.	4:42
May 6, 1975	Montreal	Rene Robert	5-4 Buf.	5:56
May 20, 1975	Philadelphia	Rene Robert	5-4 Buf.	18:29
April 8, 1976	St. Louis	Danny Gare	3-2 Buf.	11:43
April 9, 1976	St. Louis	Don Luce	2-1 Buf.	14:27
April 13, 1976	N.Y. Islanders	Danny Gare	3-2 Buf.	14:04
April 13, 1978	@ N.Y. Rangers	Don Murdoch	4-3 N.Y.	1:37
April 14, 1979	Pittsburgh	George Ferguson	4-3 Pit.	:47
May 1, 1980	N.Y. Islanders	Bob Nystrom	2-1 N.Y.	21:20
April 8, 1981	Vancouver	Alan Haworth	3-2 Buf.	5:00
April 16, 1981	Minnesota	Steve Payne	4-3 Min.	:22
April 20, 1981	@ Minnesota	Craig Ramsay	5-4 Buf.	16:32
April 24, 1983	@ Boston	Brad Park	3-2 Bos.	1:52
April 10, 1988	Boston	John Tucker	6-5 Buf.	5:32
April 9, 1990	@ Montreal	Brian Skrudland	2-1 Mtl.	12:35
April 11, 1991	@ Montreal	Russ Courtnall	4-3 Mtl.	5:56
April 21, 1992	@ Boston	Adam Oates	3-2 Bos.	11:14
April 25, 1992	Boston	Ted Donato	5-4 Bos.	2:08
April 18, 1993	@ Boston	Bob Sweeney	5-4 Buf.	11:03
April 22, 1993	Boston	Yuri Khmylev	4-3 Buf.	1:05
April 24, 1993	Boston	Brad May	6-5 Buf.	4:48
May 4, 1993	@ Montreal	Guy Carbonneau	4-3 Mtl.	2:50
May 6, 1993	Montreal	Gilbert Dionne	4-3 Mtl.	8:28
May 8, 1993	Montreal	Kirk Muller	4-3 Mtl.	11:37
April 27, 1994	New Jersey	Dave Hannan	1-0 Buf.	65:43
May 7, 1995	@ Philadelphia	Karl Dykhuis	4-3 Phi.	10:06
April 23, 1997	@ Ottawa	Daniel Alfredsson	1-0 Ott.	2:34
April 29, 1997	Ottawa	Derek Plante	3-2 Buf.	5:24
May 9, 1997	@ Philadelphia	Ed Ronan	5-4 Buf.	6:24
May 1, 1998	@ Philadelphia	Michal Grosek	3-2 Buf.	5:40
May 8, 1998	Montreal	Geoff Sanderson	3-2 Buf.	2:37
May 12, 1998	@ Montreal	Michael Peca	5-4 Buf.	21:24
May 25, 1998	@ Washington	Todd Krygier	3-2 Wsh.	3:01
May 28, 1998	Washington	Peter Bondra	4-3 Wsh.	9:37
June 4, 1998	Washington	Joe Juneau	3-2 Wsh.	6:24
April 23, 1999	@ Ottawa	Miroslav Satan	3-2 Buf.	30:35
June 8, 1999	@ Dallas	Jason Woolley	3-2 Buf.	15:30
June 19, 1999	Dallas	Brett Hull	2-1 Dal.	54:51
April 18, 2000	@ Philadelphia	Stu Barnes	3-2 Buf.	4:42
April 14, 2001	@ Philadelphia	Jay McKee	4-3 Buf.	18:02
April 17, 2001	Philadelphia	Curtis Brown	4-3 Buf.	6:13
May 5, 2001	Pittsburgh	Stu Barnes	3-2 Buf.	8:34
May 8, 2001	@ Pittsburgh	Martin Straka	3-2 Pit.	11:29
May 10, 2001	Pittsburgh	Darius Kasparitis	3-2 Pit.	13:01

Sabres are 25-21 in overtime games during the playoffs (16-10 at home and 9-11 on road). Overtime goals have ended a Sabres' playoff series nine times (April 9, 1976, April 14, 1979, April 24, 1983, April 24, 1993, May 8, 1993, April 29, 1997, May 1, 1998, June 4, 1998, June 19, 1999 and May 10, 2001).

SABRES PLAYOFF HAT TRICKS

YEAR	NO.	PLAYER	OPPONENT	SCORE	DATE	PLACE	GOALIE(S)
1977 (1)	1.	Jim Lorentz	Minnesota	7-1 W	4-7-77	Minnesota	Pete LoPresti (2) Gary Smith (1)
1980 (1)	2.	Gil Perreault	N.Y. Islanders	7-4 W	5-6-80	New York	Billy Smith (2) Empty Net (1)
1985 (1)	3.	Dave Andreychuk	Quebec	7-4 W	4-14-85	Buffalo	Dan Bouchard
1988 (1)#	*4.	John Tucker	Boston	6-2 W	4-9-88	Buffalo	Andy Moog
1998 (1)	# 5.	Matthew Barnaby	Montreal	6-3 W	5-10-98	Buffalo	Andy Moog (2) Empty Net (1)

* - indicates 4-goal game.
# - indicates three consecutive and uninterrupted goals (true or natural hat trick). Note: John Tucker's final three scores of a four-goal game vs. Boston on 4-9-88 (6-2 W) were consecutive and uninterrupted.

Note: Figure in brackets for scorer indicates accumulative total with the Sabres in the playoffs.

PLAYOFF HAT TRICKS AGAINST THE SABRES

YEAR	NO.	PLAYER	OPPONENT	SCORE	DATE	PLACE	GOALIE(S)
1973 (1)	1.	Yvan Cournoyer	Montreal	3-7 L	4-5-73	Montreal	Dave Dryden
1975 (1)	2.	Guy Lafleur	Montreal	0-7 L	5-1-75	Montreal	Roger Crozier (1) Gerry Desjardins (2)
1982 (1)	3.	Barry Pederson	Boston	3-7 L	4-8-82	Boston	Don Edwards

* - indicates 4-goal game.
# - indicates three consecutive and uninterrupted goals (true or natural hat trick).

Note: Figure in brackets for scorer indicates accumulative total against the Sabres in the playoffs.

SABRES PLAYOFF SHUTOUTS

YEAR	NO.	GOALTENDER	OPPONENT	SCORE	DATE	PLACE	SAVES
1980 (3)	1.	Bob Sauve	Vancouver	6-0	4-9-80	Buffalo	22
	2.	Don Edwards	Chicago	5-0	4-16-80	Buffalo	17
	3.	Bob Sauve (2)	N.Y. Islanders	2-0	5-8-80	Buffalo	22
1983 (2)	4.	Bob Sauve (3)	Montreal	1-0	4-6-83	Montreal	24
	5.	Bob Sauve (4)	Montreal	3-0	4-7-83	Montreal	22
1989 (1)	6.	Jacques Cloutier	Boston	6-0	4-5-89	Boston	29
1992 (1)	7.	Tom Draper	Boston	2-0	4-27-92	Boston	28
1993 (1)	8.	Grant Fuhr	Boston	4-0	4-20-93	Boston	34
1994 (2)	9.	Dominik Hasek	New Jersey	2-0	4-17-94	New Jersey	30
	*10.	Dominik Hasek (2)	New Jersey	1-0	4-27-94	Buffalo	70
1997 (1)	11.	Steve Shields	Ottawa	3-0	4-27-97	Ottawa	31
1998 (1)	12.	Dominik Hasek (3)	Washington	2-0	5-23-98	Washington	19
1999 (2)	13.	Dominik Hasek (4)	Ottawa	3-0	4-25-99	Buffalo	31
	14.	Dominik Hasek (5)	Boston	3-0	5-14-99	Buffalo	24
2000 (1)	15.	Dominik Hasek (6)	Philadelphia	8-0	4-21-01	Buffalo	24

Note: Figure in brackets for goaltender indicates accumulative total with the Sabres in the playoffs.
* - indicates OT game.

PLAYOFF SHUTOUTS AGAINST THE SABRES

YEAR	NO.	GOALTENDER	OPPONENT	SCORE	DATE	PLACE	SAVES
1975 (2)	1.	Ken Dryden	Montreal	7-0	5-1-75	Montreal	27
	2.	Bernie Parent	Philadelphia	2-0	5-27-75	Buffalo	32
1983 (1)	3.	Pete Peeters	Boston	9-0	4-20-83	Boston	27
1990 (1)	4.	Patrick Roy	Montreal	3-0	4-7-90	Buffalo	26
1997 (1)	*5.	Ron Tugnutt	Ottawa	1-0	4-23-97	Ottawa	17
1998 (1)	6.	Olaf Kolzig	Washington	2-0	5-30-98	Buffalo	30
1999 (1)	7.	Ed Belfour	Dallas	2-0	6-17-99	Dallas	23
2000 (1)	8.	Brian Boucher	Philadelphia	2-0	4-16-00	Buffalo	17
2001 (1)	9.	Johan Hedberg	Pittsburgh	3-0	4-26-01	Buffalo	25

Note: Figure in brackets for goaltender indicates accumulative total against the Sabres in the playoffs.
* - indicates OT game.

SABRES CAREER PLAYOFF LEADERS

Games Played	Tot.
Gilbert Perreault	90
Craig Ramsay	89
Bill Hajt	80
Jim Schoeneld	75
Richard Smehlik	83
Mike Ramsey	72
Alexei Zhitnik	70
Don Luce	62
Rick Martin	62
Donald Audette	61

Goals	Tot.
Gilbert Perreault	33
Rick Martin	24
Danny Gare	24
Rene Robert	22
Don Luce	17
Craig Ramsay	17
Donald Audette	15
Stu Barnes	14
Curtis Brown	14
Two Others Tied	14

Assists	Tot.
Gilbert Perreault	70
Craig Ramsay	31
Rick Martin	29
Jason Woolley	27
Dale Hawerchuk	25
Donald Audette	23
Dave Andreychuk	22
Miroslav Satan	21
Alexei Zhitnik	21

Points	Tot.
Gilbert Perreault	103
Rick Martin	53
Craig Ramsay	48
Danny Gare	44
Rene Robert	39
Donald Audette	38
Dave Andreychuk	35
Dale Hawerchuk	34
Miroslav Satan	34
Jason Woolley	34

Penalty Minutes	Tot.
Rob Ray	167
Lindy Ruff	164
Mike Ramsey	158
Jim Schoenfeld	151
Danny Gare	147
Mike Foligno	143
Alexei Zhitnik	126
Mike Hartman	104
Larry Playfair	97
Kevin Maguire	86
Matthew Barnaby	79

Short-Handed Goals	Tot.
Dixon Ward	3
Curtis Brown	2
Brian Holzinger	2
Don Luce	2
Wayne Presley	2
Craig Ramsay	2
Seven Players Tied	1

Power-Play Goals	Tot.
Rick Martin	12
Gilbert Perreault	9
Stu Barnes	8
Danny Gare	8
Donald Audette	7
Pat LaFontaine	7
Rick Vaive	7
Miroslav Satan	6
Doug Bodger	5
Pierre Turgeon	5

Game-Winning Goals	Tot.
Gilbert Perreault	5
Danny Gare	5
Stu Barnes	4
Curtis Brown	4
Rick Martin	4
Craig Ramsay	4
Rene Robert	4
Six Players Tied	3

SABRES CAREER PLAYOFF LEADERS

Goalie Games	Tot.
Dominik Hasek	68
Don Edwards	31
Gerry Desjardins	25
Bob Sauve	23
Tom Barrasso	12
Daren Puppa	11
Steve Shields	10
Roger Crozier	9
Grant Fuhr	8
Tom Draper	7

Goalie Minutes	Tot.
Dominik Hasek	4,290
Don Edwards	1,859
Gerry Desjardins	1,382
Bob Sauve	1,268
Tom Barrasso	663
Daren Puppa	593
Steve Shields	570
Roger Crozier	541
Grant Fuhr	474
Tom Draper	433

Goalie Wins	Tot.
Dominik Hasek	37
Don Edwards	13
Bob Sauve	13
Gerry Desjardins	11
Roger Crozier	5
Grant Fuhr	4
Steve Shields	4
Tom Barrasso	3
Tom Draper	3
Daren Puppa	3

Shutouts	Tot.
Dominik Hasek	6
Bob Sauve	4
Jacques Cloutier	1
Tom Draper	1
Don Edwards	1
Grant Fuhr	1
Steve Shields	1

SABRES TEAM PLAYOFF RECORDS

ONE PLAYOFF YEAR

Overall Wins

Most	14	(1999, 21 games)
Fewest	0	(1984, 3 games)

Overall Losses

Most	7	(1975, 17 games)
		(1997, 12 games)
		(1999, 21 games)
Fewest	2	(1979, 3 games)

Goals For

Most	59	(1999, 21 games)
Fewest	5	(1984, 3 games)

Goals Against

Most	58	(1975, 17 games)
Fewest	9	(1979, 3 games)

Most Shutouts

For	3	(1980, 14 games)
Against	2	(1975, 17 games)

Most Overtime Games

	6	(1993, 8 games)
	6	(1998, 15 games)

Longest Winning Streak

	8	(4-27-98 to 5-23-98)

Longest Losing Streak

	4	(4-11-77 to 4-17-77)
		(4-15-76 to 4-22-76)
		(4-6-89 to 4-11-89)
		(5-2-93 to 5-8-93)

Most Power-Play Goals

For	17	(1980, 14 games)
Against	14	(1975, 17 games)

Most Short-Handed Goals

For	4	(1999, 21 games)
Against	3	(1988, 6 games)
		(1980, 14 games)

Shots on Goal For

Most	561	(1999, 21 games)
Fewest	83	(1984, 3 games)

Shots on Goal Against

Most	657	(1999, 21 games)
Fewest	73	(1984, 3 games)

Most Penalty Minutes

For	349	(1988, 21 games)
Opp.	308	(1988, 6 games)

ONE PLAYOFF SERIES

Most Goals Scored In Two-Game Series

For	11	(1977 vs. Minnesota)
Allowed	3	(1977 vs. Minnesota)

Goals Scored in Three-Game Series

Most	13	(1981 vs. Vancouver)
Least	5	(1984 vs. Quebec)

Goals Allowed in Three-Game Series

Most	13	(1984 vs. Quebec)
Least	2	(1983 vs. Montreal)

Goals Scored in Four-Game Series

Most	19	(1993 vs. Boston)
Least	10	(1977 vs. N.Y. Islanders)

Goals Allowed in Four-Game Series

Most	17	(1982 vs. Boston)
Least	6	(1999 vs. Ottawa)

Goals Scored in Five-Game Series

Most	22	(1985 vs. Quebec)
Least	8	(2000 vs. Philadelphia)

Goals Allowed in Five-Game Series

Most	24	(1981 vs. Minnesota)
Least	9	(1998 vs. Philadelphia)

Goals Scored in Six-Game Series

Most	24	(1991 vs. Montreal)
Least	9	(1999 vs. Dallas)

SABRES TEAM PLAYOFF RECORDS

Goals Allowed in Six-Game Series
Most 29 (1975 vs. Montreal) (1991 vs. Montreal)
Least 13 (1998 vs. Washington) (1999 vs. Dallas) (2001 vs. Philadelphia)

Goals Scored in Seven-Game Series
Most 24 (1992 vs. Boston)
Least 14 (1994 vs. New Jersey) (1997 vs. Ottawa)

Goals Allowed in Seven-Game Series
Most 33 (1983 vs. Boston)
Least 13 (1997 vs. Ottawa)

ONE GAME ONLY

Most Goals
For 9 (4-29-92 vs. Boston)
Against 9 (4-20-83 at Boston)
Combine 12 (4-3-91 at Montreal, 7-5 Mtl.) (4-29-92 vs. Boston, 9-3 Buf.)

Most Goals in One Period
For 5 (4-20-75 vs. Chicago, 3rd per.) (4-13-85 vs. Quebec, 3rd per.) (4-14-85 vs. Quebec, 3rd per.)
Against 5 (4-5-73 at Montreal, 2nd per.) (4-8-82 at Boston, 2nd per.) (4-20-83 at Boston, 1st per.)
Combine 7 (4-13-85 vs. Quebec, 3rd per.) (5-11-97 vs. Philadelphia, 2nd. per.)

Most Short-Handed Goals in Game
For 2 (Scott Arniel and Mike Foligno, 4-5-89 at Boston) (Darryl Shannon and Brian Holzinger, 4-27-98 vs. Philadelphia)

Most Short-Handed Goals on Same Penalty
For 2 (Darryl Shannon and Brian Holzinger, 4-27-98 vs. Philadelphia)

Greatest Winning Margin
8 (2001 vs. Philadelphia)

Greatest Losing Margin
9 (1983 at Boston, 9-0)

Shots on Goal
Most 57 (4-8-76 vs. St. Louis)
Fewest 12 (6-12-99 vs. Dallas)

Shots on Goal Against
Most 70 (4-27-94 vs. New Jersey)
Fewest 14 (4-22-75 vs. Chicago)

Shots on Goal in One Period
Most 22 (4-8-76 vs. St. Louis, 1st per.) (4-15-77 vs. N.Y. Islanders, 1st per.)
Least 2 (4-29-97 vs. Ottawa, 1st per.) (5-12-98 at Montreal, 3rd per.) (6-2-98 at Washington, 2nd per.) (6-15-99 vs. Dallas, 3rd per.) (5-8-01 v. Pittsburgh, 3rd per.)

Shots on Goal Against in One Period
Most 24 (4-20-80 at Chicago, 2nd per.)
Least 1 (4-16-80 vs. Chicago, 1st per.) (4-11-82 vs. Boston, 3rd per.) (4-7-83 at Montreal, 1st per.) (4-4-84 vs. Quebec, 1st per.)

Shots on Goal by Both Teams in One Period
Most 35 (4-9-91 vs. Montreal, 2nd per.

Most Penalty Minutes
For 121 (4-9-88 vs. Boston)
Opp. 105 (4-9-88 vs. Boston)
Combine 226 (4-9-88 vs. Boston)

Fastest Two Goals by Team
For :14 (Mike Foligno and Sean McKenna, 4-5-84 vs. Quebec)
Against :08 (Eric Desjardins and Stephane Richer, 4-9-91 vs. Montreal)
Combine :05 (Gil Perreault/Buf. and Jim Hamilton/Pit., 4-14-79 vs. Pittsburgh)

Fastest Two Goals by One Player
For :27 (Pierre Turgeon, 4-6-89 at Boston)
Against :27 (Guy Lafleur, 5-1-75 at Montreal)

Fastest Three Goals by Team
For 1:48 (Randy Wood, Dave Hannan and Bob Corkum, 4-29-92 vs. Boston)
Against 1:19 (Russ Courtnall twice and Mathieu Schneider, 4-3-91 at Montreal)
Combine :36 (Eric Desjardins/Mtl., Stephan Richer/Mtl. and Benoit Hogue/Buf., 4-9-91 vs. Montreal)

Fastest Three Goals by One Player
For 12:37 (Dave Andreychuk, 4-14-85 vs. Quebec)
Against 13:40 (Barry Pederson, 4-8-82 at Boston)

Fastest Four Goals
For 5:28 (4-27-98 vs. Philadelphia)
Against 2:52 (4-3-91 at Montreal)
Combine 2:38 (4-9-91 vs. Montreal)

Fastest Five Goals
For 14:37 (4-20-75 at Chicago)
Against 9:31 (4-3-91 at Montreal)
Combine 6:19 (5-11-97 vs. Philadelphia)

Fastest Goal from Opening Face-off:
For 1:06 (Gil Perreault, 4-5-73 at Montreal)
Opp. :14 (Kirk Muller, 5-6-93 vs. Montreal)

Shortest Overtime Game
60:22 (Steve Payne/Min. scored, 4-1-81 vs. Minnesota)

Longest Overtime Game
125:43 (Dave Hannan/Buf. scored, 4-27-94 vs. New Jersey)

SABRES INDIVIDUAL PLAYOFF RECORDS

ONE PLAYOFF YEAR

Most Goals
10 Gil Perreault (1980)

Most Goals by Defenseman
4 Mike Ramsey (1983) Jason Woolley (1999) Alexei Zhitnik (1999)

Most Assists
11 Gil Perreault (1980) Jason Woolley (1999) Alexei Zhitnik (1999)

Most Points
21 Gil Perreault (1980)

Most Penalty Minutes
56 Rob Ray (1991)

Most Power-Play Goals
5 Rick Martin (1975) Pat LaFontaine (1992)

Most Short-Handed Goals
2 Dixon Ward (1999) Curtis Brown (2001)

Most Minutes Played by Goaltender
1217 Dominik Hasek (1999)

Longest Shutout Sequence by Goaltender
147:25 Bob Sauve (4-6-83 to 4-9-83 vs. Montreal)

Most Shots on Goal
66 Gil Perreault (1975)

Most Consecutive Goal-Scoring Games
7 Pat LaFontaine (1992)

Most Point-Scoring Games in Succession
8 Dale Hawerchuk (1993) Donald Audette (1998)

ONE PLAYOFF SERIES

Most Goals
8 Pat LaFontaine (1992 vs. Boston)

Most Assists
7 Gil Perreault (1973 vs. Montreal; 1982 vs. Boston, 1983 vs. Boston) Dale Hawerchuk (1994 vs. New Jersey) Miroslav Satan (2001 vs. Philadelphia)

Most Points
11 Pat LaFontaine (1992 vs. Boston)

Most Penalty Minutes
56 Rob Ray (1991 vs. Montreal)

Most Power-Play Goals
5 Pat LaFontaine (1992 vs. Boston)

Most Short-Handed Goals
2 Dixon Ward (1999 vs. Toronto)

Most Minutes Played by Goaltender
484 Dominik Hasek (1994 vs. New Jersey)

Most Shots on Goal
38 Rick Martin (1973 vs. Montreal)

Most Goals by Opposing Player
7 Guy Lafleur (1975 vs. Montreal) Barry Pederson (1983 vs. Boston)

Most Assists by Opposing Player
14 Rick Middleton (1983 vs. Boston)

Most Points by Opposing Player
18 Rick Middleton (1983 vs. Boston)

ONE STANLEY CUP FINAL SERIES

(1975 vs. Philadelphia, 6 games-1999 vs. Dallas, 6 games)

Most Goals
3 Stu Barnes (1999 vs. Dallas)

Most Assists
4 Rick Martin (1975 vs. Philadelphia)

Most Points
6 Rick Martin (1975 vs. Philadelphia)

Most Penalty Minutes
18 Alexei Zhitnik (1999 vs. Dallas)

Most Power-Play Goals
1 Jerry Korab (1975 vs. Philadelphia) Rick Martin (1975 vs. Philadelphia) Michael Peca (1999 vs. Dallas) Gil Perreault (1975 vs. Philadelphia) Alexei Zhitnik (1999 vs. Dallas)

Most Short-Handed Goals
0 None

Most Minutes Played by Goaltender
428 Dominik Hasek (1999 vs. Dallas)

Most Shots on Goal
23 Gil Perreault (1975 vs. Philadelphia)

Most Goals by Opposing Player
3 Brett Hull (1999 vs. Dallas) Reggie Leach (1975 vs. Philadelphia) Jere Lehtinen (1999 vs. Dallas)

Most Assists by Opposing Player
7 Mike Modano (1999 vs. Dallas)

Most Points by Opposing Player
7 Mike Modano (1999 vs. Dallas)

ONE SEMIFINAL/CONFERENCE FINAL SERIES

Most Goals
6 Gil Perreault (1980 vs. N.Y. Islanders)

Most Assists
4 Brian Holzinger (1999 vs. Toronto) Peter McNab (1975 vs. Montreal) Jason Woolley (1999 vs. Toronto)

Most Points
8 Gil Perreault (1980 vs. N.Y. Islanders)

Most Penalty Minutes
24 Larry Carriere (1975 vs. Montreal)

Most Power-Play Goals
4 Stu Barnes (1999 vs. Toronto)

Most Short-Handed Goals
2 Dixon Ward (1999 vs. Toronto)

Most Minutes Played by Goaltender
379 Dominik Hasek (1998 vs. Washington)

Most Shots on Goal
27 Rick Martin (1975 vs. Montreal)

Most Goals by Opposing Player
7 Guy Lafleur (1975 vs. Montreal)

Most Assists by Opposing Player
7 Pete Mahovlich (1975 vs. Montreal)

Most Points by Opposing Player
10 Guy Lafleur (1975 vs. Montreal) Jacques Lemaire (1975 vs. Montreal) Pete Mahovlich (1975 vs. Montreal)

SABRES INDIVIDUAL PLAYOFF RECORDS

ONE QUARTERFINAL SERIES

Most Goals
5 Rene Robert (1973 vs. Montreal)

Most Assists
7 Gil Perreault (1973 vs. Montreal; 1983 vs. Boston)

Most Points
10 Gil Perreault (1973 vs. Montreal)

Most Penalty Minutes
47 Lindy Ruff (1983 vs. Boston)

Most Power-Play Goals
3 Rick Martin (1975 vs. Chicago)

Most Short-Handed Goals
2 Curtis brown (2001 vs. Pittsburgh)

Most Minutes Played by Goaltender
452 Dominik Hasek (2001 vs. Pittsburgh)

Most Shots on Goal
38 Rick Martin (1973 vs. Montreal)

Most Goals by Opposing Player
7 Barry Pederson (1983 vs. Boston)

Most Assists by Opposing Player
14 Rick Middleton (1983 vs. Boston)

Most Points by Opposing Player
18 Rick Middleton (1983 vs. Boston)

ONE FIRST-ROUND SERIES

Most Goals
8 Pat LaFontaine (1992 vs. Boston)

Most Assists
7 Gil Perreault (1982 vs. Boston)
Dale Hawerchuk (1994 vs. New Jersey)
Miroslave Satan (2001 vs. Pittsburgh)

Most Points
11 Pat LaFontaine (1992 vs. Boston)

Most Penalty Minutes
56 Rob Ray (1991 vs. Montreal)

Most Power-Play Goals
5 Pat LaFontaine (1992 vs. Boston)

Most Short-Handed Goals
1 Craig Ramsay (1976 vs. St. Louis)
Scott Arniel (1989 vs. Boston)
Mike Foligno (1989 vs. Boston)
Christian Ruuttu (1991 vs. Montreal)
Dave Snuggerud (1991 vs. Montreal)
Petr Svoboda (1992 vs. Boston)
Pat LaFontaine (1992 vs. Boston)
Wayne Presley (1993 vs. Boston; 1995 vs. Philadelphia)
Brian Holzinger (1997 vs. Ottawa; 1998 vs. Philadelphia)
Dixon Ward (1997 vs. Philadelphia)
Darryl Shannon (1998 vs. Philadelphia)

Most Minutes Played by Goaltender
484 Dominik Hasek (1994 vs. New Jersey)

Most Shutouts
2 Bob Sauve (1983 vs. Montreal)
Dominik Hasek (1994 vs. New Jersey)

Most Shots on Goal
27 Dave Andreychuk (1992 vs. Boston)
Pat LaFontaine (1992 vs. Boston)

Most Goals by Opposing Player
6 Michel Goulet (1982 vs. Quebec)

Most Assists by Opposing Player
10 Peter McNab (1982 vs. Boston)
Peter Stastny (1985 of Quebec)

Most Points by Opposing Player
10 Peter McNab (1982 vs. Boston)
Peter Stastny (1985 vs. Quebec)
Denis Savard (1991 vs. Montreal)
Adam Oates (1992 vs. Boston)

ONE GAME ONLY

Most Goals
4 John Tucker (4-9-88 vs. Boston)

Most Assists
4 Gil Perreault (4-10-82 vs. Boston; 4-17-80 vs. Chicago)
Dave Andreychuk (4-11-90 at Montreal)

Most Points
5 John Tucker (4-10-88 vs. Boston)

Most Penalty Minutes
32 Kevin Maguire (4-9-88 vs. Boston)

Most Power-Play Goals
2 John Tucker (4-9-88 vs. Boston; 4-10-88 vs. Boston)
Randy Burridge (5-11-97 vs. Philadelphia)
Miroslav Satan (4-27-98 vs. Philadelphia)

Most Short-Handed Goals
1 15 times, last Curtis Brown (5-5-01 vs. Pittsburgh)

Most Minutes Played by Goaltender
125:43 Dominik Hasek (4-27-94 vs. New Jersey)

Most Shots on Goal
11 Danny Gare (1976 vs. St. Louis)
Tony McKegney (1981 vs. Minnesota)

Most Goals by Opposing Player
3 Yvon Cournoyer (4-5-73 at Montreal)
Guy Lafleur (5-1-75 at Montreal)
Barry Pederson (4-8-82 at Boston)

Most Assists by Opposing Player
4 Rick Middleton (4-18-83 vs. Boston)
Andrei Nikolishin (5-28-98 vs. Washington)

Most Points by Opposing Player
6 Rick Middleton (4-18-83 vs. Boston)

ALL-TIME PLAYOFF POINT LEADERS AGANST THE SABRES

Name	G	A	PTS.
Bourque, Ray	6	29	35
Middleton, Rick	10	19	29
Pederson, Barry	10	13	23
Oates, Adam	4	18	22
Richer, Stephane	13	6	19
Desjardins, Eric	5	13	18
Brind'Amour, Rod	8	10	18
Trottier, Bryan	3	14	17
Potvin, Denis	5	12	17
Neely, Cam	11	6	17
LeClair, John	8	9	17
Lafleur, Guy	9	7	16
Juneau, Joe	7	9	16
Stastny, Peter	1	14	15
Mahovlich, Pete	4	10	14
Corson, Shayne	5	9	14
MacLeish, Rick	6	7	13
Lemaire, Jacques	6	7	13
Lindros, Eric	5	8	13
Cournoyer, Yvan	7	6	13

Governor, President, Chief Executive Officer	Steve Donner
Alternate Governor, Vice Chairman	Walter Turek
Alternate Governor, Chief Financial Officer	Dan DiPofi
Alternate Governor, General Manager	Jody Gage
Vice President	Andy Gross Sr.
Vice President of Sales and Business Development	Chris Palin
Vice President of Communications	Steve Rossi
Vice President of Marketing	John Livsey
Head Coach	Randy Cunneyworth
Assistant Coach	Jon Christiano
Athletic Trainer	Kent Weisbeck
Strength and Conditioning Coach	Dennis Cole
Equipment Manager	Dave Williams
Executive Assistant	Jen Gallagher
Director of Merchandising	Lisa Fuss
Marketing Partnerships Associate	Amy Binkley
Director of Ticket Sales and Operations	Dave Cieslinski
Account Services Representative	Matthew Gabbey
Account Executives	Norman Maurer, Pat McKendry, John Kiriazides & Brenda Shockley
Sales Assistant	Pat Huntoon
Media Relations Director	Craig Rybczynski
Radio/TV Broadcaster	Don Stevens
Radio & TV Color Analyst	John Bednarski
Finance	Mike Zaroczynski & Kristin Anderson

GENERAL INFORMATION

Executive Offices	The Blue Cross Arena at the Rochester War Memorial One War Memorial Square, Rochester, NY 14614
Telephone/Executive Offices	(716) 454-5335
Fax Number	(716) 454-3954
Telephone/Hotline	(716) 454-5335
Website	www.amerks.com
E-Mail	info@amerks.com
Home Ice	The Blue Cross Arena at the Rochester War Memorial
Dimensions of Rink	197' x 85'
Seating Capacity	11,200
Location of Press Box	Suite Level
NHL Affiliate	Buffalo Sabres
Club Colors	Red, White, Blue
Uniforms	Home: Base - White;Trim - Blue, Red ...Road: Base - Blue; Trim - White, Red
Ticket Prices	$18.00, $14.00, $10.00/$8.50
Home Game Times	Monday-Thursday @ 7:05 pm; Saturday @ 7:35 pm; Sunday @ 6:05 pm
Radio Stations	WHAM 1180-AM & WHTK 1280-AM

Rochester Americans Head Coach
RANDY CUNNEYWORTH

Randy Cunneyworth enters his second season as the head coach of the Rochester Americans. Last season, he had a stellar rookie campaign behind the Amerks bench, registering a 46-22(3)-9 record. With 104 points in 2000-01, Rochester won its third straight division and Western Conference regular season titles.

Cunneyworth is the 26th head coach in the history of the storied hockey franchise, joining the coaching ranks on Sept. 8, 2000. Prior to his coaching career, the 40-year-old Cunneyworth played 20 seasons of professional hockey and spent his last two years with the Amerks as a left winger/assistant coach. During that stint with Rochester (1998-99 to 1999-2000), the Amerks were the Empire Division and Western Conference regular season and playoff champions. The Amerks reached the Calder Cup Finals both seasons.

He started his professional playing career in Rochester in 1980-81. Cunneyworth played parts of seven seasons with the Amerks, earning 239 points (101+138). He currently ranks 20th on the franchise's all-time point list and is 12th in games played (366) and 18th in goals. The native of Etobicoke, Ontario, was a member of the Amerks' 1982-83 Calder Cup winning team, before moving to the National Hockey League in 1985-86.

Cunneyworth played 16 seasons in the NHL with the Buffalo Sabres, Pittsburgh Penguins, Winnipeg Jets, Hartford Whalers, Chicago Blackhawks, and the Ottawa Senators. In 866 NHL games, he collected 189 goals and 225 assists for 414 points.

In 35 career games with Buffalo, Cunneyworth registered four goals and six assists. During the 1998-99 season he appeared in his first Stanley Cup Final against the Dallas Stars, playing in three games with the Sabres. That same postseason he played for the Amerks as they battled the Providence Bruins for the 1999 Calder Cup.

The following season, he registered eight goals and 16 assists for 24 points in 52 games for the Amerks before suffering a season-ending knee injury. He was named the captain for Team Canada in the 2000 Kodak AHL All-Star Game held in Rochester. Cunneyworth passed the 100-goal plateau as an Amerk during the 1999-2000 season, scoring his 100th and 101st goals in a 5-0 win over the Saint John Flames on February 16, 2000.

Cunneyworth was also the 1999-2000 recipient of the Fred T. Hunt Memorial Award. The award is voted upon by the AHL Broadcasters and Writers Association and honors the player that best exemplifies the qualities of sportsmanship, determination and dedication to hockey. He was awarded the Amerks Booster Club Most Popular Player Award for 1999-2000 as well.

In 20 years in pro hockey, he played in 1,234 games and registered 290 goals, 363 assists and 1,851 penalty minutes. Randy currently resides in Pittsford, NY, with his wife, Jenny, and two sons, Gregory and Cameron.



Assistant Coach
JON CHRISTIANO

Jon Christiano enters his fourth season with the Rochester Americans and second with Head Coach Randy Cunneyworth. With Christiano as an assistant coach, the Amerks have made two trips to the Calder Cup Finals (1998-99 and 1999-2000) and have won three Western Conference championships.

Prior to working with the Buffalo Sabres organization, Christiano spent four years with the Florida Panthers, where from 1995-97 he was the assistant coach for their American Hockey League affiliate, the Carolina Monarchs. Christiano also worked for four seasons as the video coordinator for both the Florida Panthers and New York Rangers, under Head Coach Roger Neilson. Over his career, Jon has worked with eight past or present National Hockey League head coaches.

Christiano also spent 10 years in the Italian National League, working with teams in a variety of roles, including assistant coach, head coach and general manager. He was part of national championship teams in Cavalese, Bolzano and Varese.

Jon is currently the co-director of the World Hockey Institute, which runs an annual free agent camp for professional hopefuls. He also runs youth hockey clinics.

Christiano is a native of Buffalo, NY, and a 1980 graduate of Canisius College, where he played with current Windsor Spitfires (OHL) General Manager Michael Kelly. Jon and his wife Linda have two daughters - Christiana, 10, and Natalia, 4.

ALL-TIME AMERICANS REGULAR SEASON RECORDS

SEASON	GP	W	L	T	PTS.	COACH
1956-57	64	34	25	5	73	Billy Reay
1957-58	70	29	35	6	64	Roly McLenahan
1958-59	70	34	31	5	73	Bucko MacDonald, Sam Pollack, Steve Kraftcheck
1959-60	72	40	27	5	85	Steve Kraftcheck
1960-61	72	32	36	4	68	Steve Kraftcheck, Jack Riley
1961-62	70	33	31	6	72	Johnny Crawford
1962-63	72	24	39	9	57	Rudy Migay
1963-64	72	40	30	2	82	Joe Crozier
1964-65	72	48	21	3	99	Joe Crozier
1965-66	72	46	21	5	97	Joe Crozier
1966-67	72	38	25	9	85	Joe Crozier
1967-68	72	38	25	9	85	Joe Crozier
1968-69	74	25	38	11	61	Dick Gamble
1969-70	72	18	38	16	52	Dick Gamble
1970-71	72	25	36	11	61	Dick Gamble, John O'Flaherty
1971-72	76	28	38	10	66	Doug Adam, Don Cherry
1972-73	76	33	31	12	78	Don Cherry
1973-74	76	42	21	13	97	Don Cherry
1974-75	76	42	25	9	93	Dick Mattiussi
1975-76	76	42	25	9	93	Dick Mattiussi
1976-77	80	42	33	5	89	Duane Rupp
1977-78	81	43	31	7	93	Duane Rupp
1978-79	80	26	42	12	64	Duane Rupp, Gary Darling, Ron Garwaisiuk, Pat Kelly
1979-80	80	28	42	10	66	Billy Inglis
1980-81	80	30	42	8	68	Mike Keenan
1981-82	80	40	31	9	89	Mike Keenan
1982-83	80	46	25	9	101	Mike Keenan
1983-84	80	46	32	2	94	Joe Crozier
1984-85	80	40	27	13	93	Jim Schoenfeld, John Van Boxmeer
1985-86	80	34	39	7	71	John Van Boxmeer
1986-87	80	47	26	7	101	John Van Boxmeer
1987-88	80	46	27	7	100	John Van Boxmeer
1988-89	80	38	37	5	81	John Van Boxmeer
1989-90	80	43	28	9	95	John Van Boxmeer
1990-91	80	45	26	9	99	Don Lever
1991-92	80	37	31	12	86	Don Lever
1992-93	80	40	33	7	87	John Van Boxmeer
1993-94	80	31	34	15	77	John Van Boxmeer
1994-95	80	35	38	7	77	John Van Boxmeer
1995-96	80	37	38	5	83	John Tortorella
1996-97	80	40	31	9	90	John Tortorella
1997-98	80	30	38	12	72	Brian McCutcheon
1998-99	80	52	22	6	111	Brian McCutcheon
1999-00	80	46	25	9	104	Brian McCutcheon
2000-01	80	46	25	9	104	Randy Cunneyworth

2000-2001 AHL REGULAR SEASON STANDINGS

EASTERN CONFERENCE

CANADIAN	GP	W	L	T	OTL	PTS	PCT	GF	GA
Saint John	80	44	24	7	5 1	00	.625	269	210
Quebec	80	41	32	3	4	89	.556	264	252
St. John's	80	35	35	8	2	80	.500	247	244
Hamilton	80	28	41	6	5	67	.419	227	281

NEW ENGLAND	GP	W	L	T	OTL	PTS	PCT	GF	GA
Worcester	80	48	20	9	3	108	.675	264	205
Hartford	80	40	26	8	6	94	.588	263	247
Providence	80	35	31	10	4	84	.525	245	242
Lowell	80	35	35	5	5	80	.500	225	244
Portland	80	34	40	4	2	74	.463	250	280
Springfield	80	29	37	8	6	72	.450	253	280

WESTERN CONFERENCE

SOUTHERN	GP	W	L	T	OTL	PTS	PCT	GF	GA
Kentucky	80	42	25	12	1	97	.606	273	212
Cincinnati	80	41	26	9	4	95	.594	254	240
Norfolk	80	36	26	13	5	90	.563	241	208
Louisville	80	21	51	5	3	50	.313	200	285

SOUTHERN	GP	W	L	T	OTL	PTS	PCT	GF	GA
Rochester	80	46	22	9	3	104	.650	224	192
Wilkes-Barre	80	36	33	9	2	83	.519	252	248
Syracuse	80	33	30	12	5	83	.519	235	254
Philadelphia	80	36	34	5	5	82	.513	246	244
Hershey	80	34	39	4	3	75	.469	216	234
Albany	80	30	40	6	4	70	.438	216	262

Note: Teams receive two points for each regulation or overtime victory, one point for each game tied at the end of regulation.

2000-2001 AHL SCORING LEADERS

POINTS	TEAM	GP	G	A	PTS
Armstrong, Derek	HRT	75	32	69	101
Trudel, Jean-Guy	SPR	80	34	65	99
Kraft, Ryan	KEN	77	38	50	88
Greig, Mark	PHL	74	31	57	88
Smyth, Brad	HRT	77	50	29	79
Bowler, Bill	SYR	72	21	58	79
Samuelsson, Mikael	KEN	66	32	46	78
Murray, Marty	SJN	56	24	52	76
Montgomery, Jim	KEN	55	22	52	74
Bancroft, Steve	KEN	80	23	50	73

GOALS	TEAM	GP	G
Smyth, Brad	HRT	77	50
Healey, Paul	HAM	79	39
Kraft, Ryan	KEN	77	38
Savage, Reggie	SYR	78	37
House, Bobby	SJS	65	36

2000-2001 AHL ALL-STARS

FIRST TEAM	POSITION	SECOND TEAM
Dwayne Roloson (Worcester)	Goaltender	**Mika Noronen (Rochester)**
Steve Bancroft (Kentucky)	Defense	Mike Gaul (Syracuse)
John Slaney (Philadelphia)	Defense	Radim Bicanek (Syracuse)
Derek Armstrong (Hartford)	Center	Ryan Kraft (Kentucky)
Jean-Guy Trudel (Springfield)	Left Wing	Pierre Dagenais (Albany)
Mark Greig (Philadelphia)	Right Wing	Bobby House (St. John's)
Brad Smyth (Hartford)		

2000-01 AHL AWARD WINNERS

LES CUNNINGHAM AWARD (REGULAR SEASON - MVP):	Derek Armstrong, Hartford
ALDEGE "BAZ" BASTIEN MEMORIAL AWARD (OUTSTANDING GOALTENDER):	Dwayne Roloson, Worcester
DUDLEY "RED" GARRETT MEMORIAL AWARD (ROOKIE OF THE YEAR):	Ryan Kraft, Kentucky
HARRY "HAP" HOLMES MEMORIAL AWARD (OUTSTANDING TEAM GOALTENDERS):	**Mika Noronen & Tom Askey, Rochester**
EDDIE SHORE AWARD (OUTSTANDING DEFENSEMAN):	John Slaney, Philadelphia
YANICK DUPRE MEMORIAL AWARD (AHL MAN OF THE YEAR):	Mike Minard, St. John's
JOHN B. SOLLENBERGER TROPHY (LEADING SCORER – REGULAR SEASON):	Derek Armstrong, Hartford
FRED T. HUNT MEMORIAL AWARD (SPORTSMANSHIP & DEDICATION):	Ken Hulst, Providence
LOUIS A.R. PIERI MEMORIAL AWARD (COACH OF THE YEAR):	Don Granato, Worcester

2000-2001 AHL PLAYOFF REVIEW

CONFERENCE QUARTERFINALS

Series A: Saint John defeated Portland (3-0)
Series B: Quebec defeated St. John's (3-1)
Series C: Worcester defeated Lowell (3-1)
Series D: Providence defeated Hartford (3-2)
Series E: Philadelphia defeated Rochester (3-1)
Series F: Wilkes-Barre defeated Syracuse (3-2)
Series G: Hershey defeated Kentucky (3-0)
Series H: Norfolk defeated Cincinnati (3-1)

CONFERENCE SEMIFINALS

Series J: Saint John defeated Quebec (4-1)
Series K: Providence defeated Worcester (4-3)
Series L: Wilkes-Barre defeated Philadelphia (4-2)
Series M: Hershey defeated Norfolk (4-1)

CONFERENCE FINALS

Series N: Saint John defeated Providence (4-1)
Series O: Wilkes-Barre defeated Hershey (4-0)

CALDER CUP FINALS

Series P: Saint John defeated Wilkes-Barre (4-2)

Jack Butterfield Winner (Calder Cup MVP)
Steve Begin (Saint John)

2000-01 ROCHESTER AMERICANS FINAL REGULAR SEASON STATS

NO.	PLAYER	POS	GP	G	A	PTS	+/-	PIM	PP	SH	GW	GT	FG	OT	UG	SHOTS	PCT
40	Methot, Francois	C	79	22	33	55	17	35	7	1	4	0	3	0	1	161	13.7
16	Adduono, Jeremy	LW	76	24	30	54	0	53	5	2	3	0	5	1	1	177	13.6
5	Charron, Craig	C	73	18	32	50	-6	53	10	1	2	0	1	0	2	156	11.5
9	Milley, Norm	RW	77	20	27	47	6	56	5	2	4	0	7	0	4	194	10.3
12	Taylor, Chris	F	45	20	24	44	0	25	10	3	6	0	1	0	0	119	16.8
27	Cipolla, Jason	C	72	12	25	37	11	61	4	0	3	0	4	0	0	113	10.6
7	Murphy, Joe	RW	74	20	15	35	10	43	2	1	4	0	1	0	0	121	16.5
44	Campbell, Brian	D	65	7	25	32	6	24	3	2	1	0	1	0	0	152	4.6
2	Hurlbut, Mike	D	53	6	26	32	4	36	4	0	1	0	1	0	0	153	3.9
36	Jackson, Dane	RW	69	16	12	28	-8	104	8	1	2	0	1	0	0	108	14.8
28	Hancock, Quinn	C	57	9	19	28	21	29	0	1	5	0	2	0	0	103	8.7
33	Houda, Doug	D	43	6	20	26	11	106	3	0	2	0	0	0	0	76	7.9
25	Nelson, Todd	D	74	6	20	26	9	32	3	0	1	0	3	1	0	110	5.5
29	Holland, Jason	D	63	4	19	23	4	45	0	0	1	0	1	0	2	132	3.0
14	VanOene, Darren	LW	64	10	12	22	13	147	2	0	2	0	3	0	0	87	11.5
17	Mader, Mike	RW	60	7	7	14	3	103	0	0	1	0	1	0	0	85	8.2
34	Lakovic, Sasha	RW	51	3	9	12	4	161	0	0	0	0	1	0	1	66	4.5
8	Traynor, Paul	D	67	1	8	9	25	36	0	0	0	0	0	0	0	81	1.2
24	Kristek, Jaroslav	RW	35	5	3	8	-2	20	0	0	2	0	1	0	0	52	9.6
42	Bolibruck, Kevin	D	76	2	5	7	-3	52	1	0	1	0	0	0	0	69	2.9
23	Brunel, Craig	RW	37	3	2	5	1	96	0	0	0	0	2	0	0	17	17.6
[illegible]	Brindley,Ryan	D	22	2	3	5	5	26	1	0	0	0	0	0	0	34	5.9
32	Peters, Andrew	LW	49	0	4	4	-2	118	0	0	0	0	0	0	0	13	0.0
11	Bartovic, Milan		2	1	1	2	0	0	1	0	1	0	0	0	0	3	33.3
35	Noronen, Mika	G	47	0	2	2	0	28	0	0	0	0	0	0	0	1	0.0
4	Busenburg, Marc	D	12	0	1	1	2	2	0	0	0	0	0	0	0	12	0.0
31	Askey, Tom	G	29	0	1	1	0	4	0	0	0	0	0	0	0	0	0.0
20	Irving, Joel	RW	1	0	0	0	0	10	0	0	0	0	0	0	0	0	0.0
37	Daubenspeck, Kirk	G	1	0	0	0	0	0	0	0	0	0	0	0	0	0	0.0
1	Skudra, Peter	G	2	0	0	0	0	0	0	0	0	0	0	0	0	0	0.0
18	Kudelka, David	D	3	0	0	0	-2	10	0	0	0	0	0	0	0	1	0.0
43	Biron, Martin	G	4	0	0	0	0	2	0	0	0	0	0	0	0	0	0.0
	TOTALS		80	224	385	609		1561	69	14	46	0	39	2	11	2396	9.3
	OPPONENT TOTALS		80	192	299	491		1709	67	9	25	9	41	3	20	2072	9.3

NO.	GOALTENDER	GPI	MINS	AVG	W	L	T	EN	SO	GA	SAVES	SPCT
43	Biron, Martin	4	238:54	1.00	3	1	0	0	1	4	84	0.955
35	Noronen, Mika	47	2752:33	2.18	26	15	5	3	4	100	1043	0.913
1	Skudra, Peter	2	120:00	2.50	2	0	0	0	0	5	53	0.914
31	Askey, Tom	29	1670:39	2.55	15	8	4	3	1	71	680	0.905
37	Daubenspeck, Kirk	1	60:00	6.00	0	1	0	0	0	6	20	0.769
TEAM TOTALS		80	4855:02	2.37	46	25	9	6	6	192	1880	0.907

2001 ROCHESTER AMERICANS FINAL PLAYOFF STATS

NO.	PLAYER	POS	GP	G	A	PTS	+/-	PIM	PP	SH	GW	GT	FG	OT	UG	SHOTS	PCT
40	Methot, Francois	C	4	1	3	4	0	0	0	0	0	0	0	0	0	7	14.3
34	Lakovic, Sasha	RW	4	1	1	2	-2	32	0	0	1	0	0	1	0	6	16.
36	Jackson, Dane	RW	4	1	1	2	-1	4	0	0	0	0	0	0	0	3	33.3
25	Nelson, Todd	D	4	0	2	2	-3	2	0	0	0	0	0	0	0	0	0.
2	Hurlbut, Mike	D	4	1	0	1	-2	6	1	0	0	0	0	0	0	12	8.3
14	Van Oene, Darren	LW	4	1	0	1	-1	4	0	0	0	0	1	0	0	4	25.
16	Adduono, Jeremy	LW	4	1	0	1	-1	4	0	1	0	0	0	0	0	5	20.
29	Holland, Jason	D	4	1	0	1	0	0	0	0	0	0	1	0	0	9	11.1
5	Charron, Craig	C	4	0	1	1	-1	2	0	0	0	0	0	0	0	5	0.
7	Murphy, Joe	RW	4	0	1	1	-2	4	0	0	0	0	0	0	0	6	0.0
11	Bartovic, Milan	RW	4	0	1	1	-2	2	0	0	0	0	0	0	0	7	0.
44	Campbell, Brian	D	4	0	1	1	-1	0	0	0	0	0	0	0	0	9	0.0
8	Traynor, Paul	D	1	0	0	0	-1	0	0	0	0	0	0	0	0	3	0.
22	Bolibruck, Kevin	D	3	0	0	0	-1	0	0	0	0	0	0	0	0	1	0.0
17	Mader, Mike	RW	4	0	0	0	0	4	0	0	0	0	0	0	0	2	0.
19	Milley, Norm	RW	4	0	0	0	-1	2	0	0	0	0	0	0	0	10	0.
27	Cipolla, Jason	C	4	0	0	0	-3	2	0	0	0	0	0	0	0	6	0.0
28	Hancock, Quinn	C	4	0	0	0	-1	0	0	0	0	0	0	0	0	7	0.
33	Houda, Doug	D	4	0	0	0	-3	4	0	0	0	0	0	0	0	6	0.0
35	Noronen, Mika	G	4	0	0	0	0	0	0	0	0	0	0	0	0	0	0.
	TOTALS		4	7	11	18		74	1	1	1	0	2	1	0	108	6.
	OPPONENT TOTALS		4	11	18	29		68	0	0	3	0	2	1	1	96	11.5

NO.	GOALTENDER	GPI	MINS	AVG	W	L	T	EN	SO	GA	SAVES	SPCT.
35	Noronen, Mika	4	249:37	2.64	1	3	--	0	0	11	85	0.88
TEAM TOTALS		4	250:56	2.63	1	3	--	0	0	11	85	0.885

ROCHESTER AMERICANS CAREER LEADERS 1956-2001

GAMES PLAYED	TOT.
Jody Gage	653
Dick Gamble	569
Norm Armstrong	566
Darryl Sly	517
Stan Smrke	513
Scott Metcalfe	499
Bronco Horvath	473
Gerry Ehman	465
Dan Frawley	455
Les Duff	399

GOALS	TOT.
Jody Gage	351
Dick Gamble	300
Gerry Ehman	237
Bronco Horvath	199
Stan Smrke	197
Norm Armstrong	166
Geordie Robertson	164
Mal Davis	155
Bob Mongrain	153
Scott Metcalfe	137

ASSISTS	TOT.
Jody Gage	377
Bronco Horvath	343
Gerry Ehman	283
Dick Gamble	265
Stan Smrke	239
Geordie Robertson	231
Norm Armstrong	225
Scott Metcalfe	212
Jim Jackson	205
Barry Merrell	187

POINTS	TOT.
Jody Gage	728
Dick Gamble	565
Bronco Horvath	542
Gerry Ehman	520
Stan Smrke	436
Geordie Robertson	395
Norm Armstrong	391
Scott Metcalfe	349
Bob Mongrain	339
Barry Merrell	321

PENALTY MINUTES	TOT.
Scott Metcalfe	1,424
Jim Hofford	1,212
Dan Frawley	1,060
Norm Armstrong	983
Dean Melanson	850
Scott Nichol	813
Rob Ray	796
Rumun Ndur	795
Chris Langevin	750
Kevin Kerr	680

COACHING WINS	TOT.
John Van Boxmeer	333
Joe Crozier	260
Brian McCutcheon	128
Mike Keenan	116

AMERICANS TEAM SEASON RECORDS

CATEGORY		OVERALL	HOME	AWAY
Points	- Most	111 (98-99)	64 (87-88)	46 (90-91)
	- Least	52 (69-70)	37 (69-70)	10 (62-63)
Wins	- Most	48 (64-65)	30 (87-88)	21 (twice)
	- Least	18 (69-70)	14 (69-70)	4 (twice)
Losses	- Most	42 (3 times)	18 (78-79)	30 (62-63)
	- Least	21 (3 times)	4 (65-66)	13 (twice)
Ties	- Most	16 (69-70)	9 (69-70)	8 (4 times)
	- Least	2 (twice)	0 (twice)	1 (3 times)

Most Goals Scored -	389 (82-83)
Fewest Goals Scored -	205 (57-58)
Most Goals Against -	349 (78-79)
Fewest Goals Against -	172 (98-99)
Most Scoring Points:	1043 (82-83)
Most Power-Play Goals:	109 (92-93)
Most Short-handed Goals:	19 (82-83, 88-89, 89-90)
Most Penalty Minutes:	2,588 (95-96)
Most 20 Goal Scorers:	8 (73-74, 77-78, 82-83)
Most 30 Goal Scorers:	5 (64-65, 81-82, 82-83)
Most 40 Goal Scorers:	3 (74-75, 82-83, 89-90)
Longest Winning Streak:	11 (Oct. 11 - Nov. 2, 1984; Apr. 14 - May 19, 1996)
Longest Home Winning Streak:	15 (Jan. 17 - Mar. 26, 1965)
Longest Unbeaten Streak:	14 (13-0-1; Oct. 24-Dec. 4, 1965; 12-0-2; Feb. 6-Mar 10)
Longest Losing Streak:	10 (Feb. 6-21, 1981; Oct. 7-29, 1988)
Longest Winless Streak:	14 (0-10-4; Mar. 20 - Apr. 5, 1970)

AMERICANS TEAM GAME RECORDS

Most Goals:	14 (vs. Cleveland, Nov. 24, 1966)
Most Goals on Road:	10 (vs. Springfield, Apr. 1, 1972; vs. Fredericton, Nov. 24, 1981; vs. Maine, Dec. 29, 1982)
Most Assists:	25 (vs. St. Catharines, Apr. 7, 1985)
Most Points:	38 (vs. St. Catharines, Apr. 7, 1985)
Most Goals - Both Teams:	20 (Rochester 14, Cleveland 6 - Nov. 24, 1966)
Greatest Winning Margin:	12 (Rochester 13, New Haven 1 - Jan. 17, 1975)
Greatest Losing Margin:	12 (Providence 15, Rochester 3 - Feb. 13, 1972; Nova Scotia 13, Rochester 1 - Feb. 15, 1980; Baltimore 12, Rochester 0 - Nov. 23, 1984)
Highest Tie Score:	8-8 (Nov. 11, 1962 vs. Springfield)
Scoreless Ties:	7 times (Nov. 7, 1964 vs. Buffalo; Mar. 31, 1967 vs. Pittsburgh; Feb. 26, 1971 vs. Baltimore; Feb. 11, 1972 vs. Richmond; Jan. 27, 1974 vs. Virginia; Nov. 20, 1991 at Halifax; Nov. 10, 1997 vs. Adirondack)

AMERICANS ONE SEASON INDIVIDUAL RECORDS

Most Goals:	61 (Paul Gardner - 1985-86)
Most Assists:	73 (Geordie Robertson - 1982-83)
Most Points:	119 (Geordie Robertson - 1982-83)
Most Penalty Minutes:	446 (Rob Ray - 1988-89)
Most Power-Play Goals:	25 (Paul Gardner - 1985-86)
Most Short-Handed Goals:	11 (Gary McAdam - 1982-83)
Most Game-Winning Goals:	10 (Dean Sylvester 1998-99)
Most Unassisted Goals:	9 (Paul O'Neill - 1975-76)
Most Goals by a Center:	61 (Paul Gardner - 1985-86)
Most Assists by a Center:	73 (Geordie Robertson - 1982-83)
Most Points by a Center:	119 (Geordie Robertson - 1982-83)
Most Penalty Minutes by a Center:	246 (Brad Rubachuk - 1993-94)
Most Goals by a Left Wing:	51 (Murray Kuntz - 1973-74)
Most Assists by a Left Wing:	59 (Stan Smrke - 1964-65)
Most Points by a Left Wing:	98 (Dick Gamble - 1965-66; Mike Donnelly - 1989-90)
Most Penalty Minutes by a Left Wing:	446 (Rob Ray - 1988-89)
Most Goals by a Right Wing:	60 (Jody Gage - 1987-88)
Most Assists by a Right Wing:	61 (Ed Litzenberger - 1964-65)
Most Points by a Right Wing:	104 (Jody Gage - 1987-88)
Most Penalty Minutes by a Right Wing:	352 (Kevin Kerr - 1987-88)

AMERICANS ONE SEASON INDIVIDUAL RECORDS

Most Goals by a Defenseman:	18 (Rick Pagnutti - 1972-73)
Most Assists by a Defenseman:	58 (Bob Hess - 1980-81)
Most Points by a Defenseman:	75 (Bob Hess - 1980-81)
Most Penalty Minutes by a Defenseman:	322 (Jim Hofford - 1987-88)
Most Goals by a Goaltender:	1 (Darcy Wakaluk - 1987-88; Robb Stauber - 1995-96)
Most Assists by a Goaltender:	7 (Darcy Wakaluk - 1989-90; David Littman - 1990-91)
Most Penalty Minutes by a Goaltender:	55 (Jim Pettie - 1976-77)
Most Games Played by a Goaltender:	72 (Gerry Cheevers - 1964-65)
Most Minutes Played by a Goaltender:	4,359 (Gerry Cheevers - 1964-65)
Most Wins by a Goaltender:	48 (Gerry Cheevers - 1964-65)
Most Shutouts by a Goaltender:	6 (Bob Perreault - 1967-68; Martin Biron - 1998-99; Mika Noronen - 1999-00)
Lowest Goals-Against Average:	2.07 (Martin Biron - 1998-99)
Most Goals by a Rookie:	42 (Donald Audette - 1989-90)
Most Assists by a Rookie:	66 (Todd Simon - 1992-93)
Most Points by a Rookie:	98 (Peter Ciavaglia - 1991-92)
Most Penalty Minutes by a Rookie:	446 (Rob Ray - 1988-89)
Most Consecutive Games With a Point:	25 (Peter Ciavaglia - 1992-93)

AMERICANS INDIVIDUAL GAME RECORDS

Most Goals:	5 (Dave Hynes - Jan. 17, 1975; Donald Audette - Oct. 29, 1989)
Most Assists:	6 (Rudy Migay - Feb. 6, 1959; Ed Litzenberger - Jan. 24, 1965; Geordie Robertson - Dec. 26, 1983)
Most Points:	7 (Ed Joyal - Feb. 24, 1967; Geordie Robertson - Dec. 26, 1983; Darrin Shannon, Jan. 13, 1991)
Most Penalty Minutes:	54 (Wally Weir - Jan. 16, 1981 - four misconducts, two majors, two minors)

2001-2002 ROCHESTER AMERICANS SCHEDULE

HOME			AWAY		
Fri.	Oct. 5	Bridgeport Sound Tigers	Sat.	Oct. 6	Philadelphia Phantoms
Mon.	Oct. 8*	Philadelphia Phantoms	Sat.	Oct. 13	Wilkes-Barre Penguins
Fri.	Oct. 12	Hershey Bears	Sat.	Oct. 20	Hamilton Bulldogs
Fri.	Oct. 19	Norfolk Admirals	Sat.	Nov. 3	Hershey Bears
Fri.	Oct. 26	Albany River Rats	Fri.	Nov. 16	Philadelphia Phantoms
Fri.	Nov. 2	Providence Bruins	Tues.	Nov. 20	Cleveland Barons
Sun.	Nov. 4	Cincinnati Mighty Ducks	Sat.	Nov. 24	Albany River Rats
Fri.	Nov. 9	Norfolk Admirals	Wed.	Nov. 28	Hamilton Bulldogs
Sat.	Nov. 10	Philadelphia Phantoms	Fri.	Nov. 30	Norfolk Admirals
Sat.	Nov. 17	Wilkes-Barre Penguins	Sat.	Dec. 1	Hershey Bears
Sun.	Nov. 18	Grand Rapids Griffins	Fri.	Dec. 7	Cincinnati Mighty Ducks
Wed.	Nov. 21	Cleveland Barons	Sat.	Dec. 8	Cincinnati Mighty Ducks
Fri.	Nov. 23	Wilkes-Barre Penguins	Sun.	Dec. 9	Cleveland Barons
Fri.	Dec. 14	Cleveland Barons	Thurs.	Dec. 20	Cleveland Barons
Fri.	Dec. 21	Hamilton Bulldogs	Sat.	Dec. 29	Syracuse Crunch
Sun.	Dec. 23	Cincinnati Mighty Ducks	Wed.	Jan. 2	Worcester IceCats
Wed.	Dec. 26	Hamilton Bulldogs	Fri.	Jan. 4	Bridgeport Sound Tigers
Fri.	Dec. 28	Syracuse Crunch	Sat.	Jan. 5	Philadelphia Phantoms
Sun.	Dec. 30	Philadelphia Phantoms	Sat.	Jan. 12	Albany River Rats
Wed.	Jan. 9	Hamilton Bulldogs	Wed.	Jan. 16	Hamilton Bulldogs
Fri.	Jan. 11	Syracuse Crunch	Fri.	Jan. 18	Norfolk Admirals
Wed.	Jan. 23	Cincinnati Mighty Ducks	Sat.	Jan. 19	Norfolk Admirals
Fri.	Jan. 25	Syracuse Crunch	Sat.	Jan. 26	Syracuse Crunch
Wed.	Jan. 30	Worcester IceCats	Sun.	Feb. 3	Philadelphia Phantoms
Fri.	Feb. 1	Albany River Rats	Wed.	Feb. 6	Wilkes-Barre Penguins
Fri.	Feb. 8	Hartford Wolf*Pack	Sat.	Feb. 9	Hershey Bears
Sun.	Feb. 10	Cincinnati Mighty Ducks	Wed.	Feb. 20	Hamilton Bulldogs
Fri.	Feb. 15	Norfolk Admirals	Thurs.	Feb. 28	Milwaukee Admirals
Sat.	Feb. 16	Milwaukee Admirals	Fri.	March 1	Grand Rapids Griffins
Mon.	Feb. 18	Chicago Wolves	Sat.	March 2	Chicago Wolves
Fri.	Feb. 22	Hershey Bears	Wed.	March 6	Syracuse Crunch
Sun.	Feb. 24	Cleveland Barons	Sat.	March 9	Hartford Wolf*Pack
Fri.	March 8	Cleveland Barons	Sun.	March 10	Providence Bruins
Wed.	March 13	Syracuse Crunch	Sat.	March 16	Syracuse Crunch
Fri.	March 15	Hershey Bears	Fri.	March 22	Cincinnati Mighty Ducks
Sun.	March 17	Cleveland Barons	Sat.	March 23	Cincinnati Mighty Ducks
Wed.	March 27	Grand Rapids Griffins	Sun.	March 24	Cleveland Barons
Fri.	March 29	Syracuse Crunch	Sat.	March 30	Grand Rapids Griffins
Mon.	April 1	Hamilton Bulldogs	Wed.	April 3	Syracuse Crunch
Fri.	April 5	Syracuse Crunch	Sun.	April 7	Cleveland Barons

Gates Open: 1 Hour Before Game Time

Home Start Times:		
	Monday – Thursday	7:05 p.m.
	Friday & Saturday	7:35 p.m.
	Sunday	6:05 p.m.
	*Monday Oct. 8	4:05 p.m.

RADIO-TELEVISION INFORMATION

Again this season, all Sabre games will be broadcast on the team's flagship radio station WNSA 107.7 FM. Calling the action will be the television tandem of Rick Jeanneret and Jim Lorentz. The Sabres will simulcast on radio each game televised on the Empire Sports Network.

The Empire Sports Network again serves as the team's television home, broadcasting 81 Sabres' games. Empire is a regional sports network that is in its 11th year of operation. The Network services millions of cable subscribers across the Northeast region of the United States and is also available on the DirecTV and Primestar home satellite systems.

Rick Jeanneret

Currently the longest tenured broadcaster in hockey, the 2001-02 season marks Rick Jeanneret's 31st year with the Buffalo Sabres. He began with the team prior to the 1971-72 season, serving as the club's radio voice and held that post until 1995. Jeanneret then became the television play-by-play announcer, beginning with the 1995-96 campaign. He broadcast his first game during the 1971 preseason for the Cincinnati Swords (the Sabres' minor league team at the time).

Jeanneret earned his start in 1963 while attending a Niagara Falls Flyers (Junior A) game in which he filled in for the regular announcer who had taken ill. He then went on to become the color analyst for one season before moving to the play-by-play position in 1965.

A native of St. Catharines, Ontario, Jeanneret currently resides in Niagara Falls, Canada, with his wife, Sandra. Rick has two sons, Mark and Chris.

Jim Lorentz

Versatility has been a trademark of Lorentz' career as a player and broadcaster for the Sabres. Beginning in 1981, he has been involved as the color commentator for radio and in his present role of television commentator since the 1992-93 season.

Lorentz played 10 seasons in the NHL with Boston, St. Louis, the New York Rangers and Buffalo. His 331 points rank him fourteenth in all-time scoring for the Sabres, totaling 134 goals, 197 assists in 487 games. He retired in 1978 with 399 points in the NHL and a Stanley Cup Championship with the Bruins in 1970.

In addition to his work with the Sabres, the Waterloo, Ontario, native runs a hockey program for youth each summer.

Danny Gare

This former Sabres captain is beginning his fifth season as an ice-level reporter for the organization, which drafted him in the second round in 1974. Prior to his current post, Gare served as the radio color analyst during the 1995-96 season.

After 13 seasons in the NHL, Gare retired in 1987 after compiling 354 goals, 331 assists for 685 points in 827 games with Buffalo, Detroit and Edmonton. He scored on his first shift in the NHL and ranks 9th in Sabre history with 500 points. Gare reached the 50-goal mark twice in his career with Buffalo, scoring exactly 50 in 1975-76, and later tied for the NHL's goal-scoring title with a career-best 56 in 1979-80.

A native of Nelson, British Columbia, Gare was elected in to the Sabres' Hall of Fame in 1994.

MEDIA INFORMATION

Requests for information should be directed to the Sabres' Communications Department, Buffalo Sabres, HSBC Arena, One Seymour H. Knox, III Plaza, Buffalo, NY 14203. The phone number is (716) 855-4100. Fax transmissions can be sent to (716) 855-4110.

Season passes are available only to those media members who cover the team on a regular basis. Those who need media credentials for an individual game should contact Michael Gilbert (855-4526) or Gregg Huller (855-4509) by 5 p.m. the day before a game, and by 5 p.m. on Friday before a Sunday game. Requests for individual game seating should be provided on your media outlet's letterhead (via fax). Furthermore, free-lance photographers will be admitted on an assignment-only basis, which must come from the photo editor. Press box seats are filled on a space-available basis.

The media entrance to HSBC Arena is located at the plaza area on the east (Illinois Street) side of the building, aligned with the middle of the parking ramp.

All requests for pre-game live shots should be coordinated through a member of the Communications Department and Director of Broadcasting Joe Guarnieri (855-4474) to assure location and transmission.

The Sabres' press lounge opens two hours before game time, and also serves as the media work room, it can be reached by turning right upon entering the building at the media entrance (mentioned above).

Press credentials can be picked up before 4:30 p.m. at the arena's security office. From 4:30 p.m. on, the passes will be at the media entrance described above (please note that pick up times will be adjusted for afternoon games).

To reach the press box, return back toward (and just past) the security office/media entrance and ride the freight elevator to the top/press level (indicated with a "P" in the elevator).

Credentials should be displayed at all times for admission to the press box, press lounge/work room, and dressing room areas. YOUR COOPERATION IS APPRECIATED IN MAINTAINING A WORKING ATMOSPHERE IN THE LOCKER ROOM(S). ABSOLUTELY NO AUTOGRAPH REQUESTS. VIOLATORS WILL BE ASKED TO LEAVE.

Please note that smoking is prohibited not only in both the press lounge/work room and the press box, but in the whole arena (under N.Y. State law).

There are electrical outlets and phone jacks at all seats in the press box, but phone lines are not active unless arrangements are made by calling Al Weissman at 855-4481. Please keep in mind that there is a minimum number of pool phones in the press box for use by visiting media as well as two pay phones.

Practices that cannot be held at HSBC Arena, will take place at the Pepsi Center. Practices are open to the media, and reporters should contact Gregg Huller in the Communications Department to verify times (716) 855-4509.

DIRECTIONS TO HSBC ARENA

HSBC Arena is on Buffalo's waterfront at the end of Washington Street. It is bordered by Main and Illinois Streets, and South Park Avenue. There are several parking lots in that area. For directions see below or for more detailed information, contact the Sabres at (716) 855-4100.

From N.Y. State Thruway (90): Take Interstate 90 to downtown Buffalo to 190 North (exit 53). Recommended: Take exit 5 (Hamburg St.), turning right onto Hamburg Street. Turn right onto Perry Street (first light) or South Park Ave. (second light). HSBC Arena is two blocks ahead with parking past Michigan Ave.

Alternate: From 190, take exit 6 (Elm Street). Stay to the right on exit ramp and exit onto Seneca Street. Take Seneca St. to first light and turn right onto Michigan Avenue (first light).Turn right onto Michigan Ave. (over bridge), turn right onto Perry Street (second street over bridge. HSBC Arena is one block ahead with parking available on either side of Perry Street.

From Canada and North: Take the 190 South heading toward downtown Buffalo. Exit at Niagara Street and head toward downtown. Turn right on South Elmwood Avenue (before City Hall) and continue until you cross Church Street, at that point Elmwood becomes Lower Terrace (Adam's Mark Hotel on your right). Travel on Lower Terrace and turn right on Washington. The HSBC is at the end of Washington.

DIRECTIONS TO THE PEPSI CENTER

(coming from Greater Buffalo/Niagara International Airport)

Exit the airport and follow signs to the Kensington Expressway (33 West). Take 90 East to 290 West. Exit 290 at Millersport North. Take Maple Road exit and turn right onto Maple Road. Turn left at first light onto North Maplemere. Pepsi Center is located at the end of North Maplemere.

Pepsi Center
1615 Amherst Manor Drive · Williamsville, NY 14221
Phone: (716) 631-7555

New York — 1251 Avenue of the Americas, 47th Floor, New York, NY 10020, 212/789-2000, Fax: 212/789-2020

Toronto — 50 Bay Street, 11th Floor, Toronto, Ontario M5J 2X8, 416/981-2777, Fax: 416/981-2779,

Montreal — 1800 McGill College Avenue, Suite 2600, Montreal, Quebec H3A 3J6, 514/841-9220, Fax: 514/284-0300

NHL Productions — 183 Oak Tree Road, Tappan, NY 10983, 914/365-6701, Fax: 914/365-6010

DIRECTORY

National Hockey League Directory

Commissioner: . . . . . Gary B. Bettman
Executive Vice President & Chief Legal Officer: . . . . . William Daly
Executive Vice President & Director of Hockey Operations: . . . . . Colin Campbell
Executive Vice President & Chief Operating Officer: . . . . . Jon Litner
Executive Vice President & Chief Financial Officer: . . . . . Craig Harnett
Director, Administration & Executive Assistant to the Commissioner: . . . . . Debbie Jordan

Hockey Operations

Executive Vice President & Director of Hockey Operations: . . . . . Colin Campbell
Senior Vice President, Hockey Operations (Toronto): . . . . . Jim Gregory
Vice President, Hockey Operations (Toronto): . . . . . Mike Murphy
Hockey Operations Manager: . . . . . Claude Loiselle
Vice President & Managing Director, Central Registry (Toronto): . . . . . Stephen Pellegrini
Assistant Director, Central Registry (Montreal): . . . . . Madeleine Supino
Project Manager, Central Registry (Toronto): . . . . . Sean MacLeod
Director, Central Scouting (Toronto): . . . . . Frank Bonello
Director of Officiating (Toronto): . . . . . Andy VanHellemond
Director of Alumni Relations (Toronto): . . . . . Patrick Flatley
Video Director: . . . . . Damian Echevarrieta
Video Coordinator (Toronto): . . . . . Paul Brighty
Ice Consultant: . . . . . Dan Craig
Consultant: . . . . . Dave Dryden

Communications Directory

Group Vice President, Communications: . . . . . Bernadette Mansur
Vice President, Media Relations: . . . . . Frank Brown
Vice President, Public Relations & Media Services (Toronto): . . . . . Gary Meagher
Chief Statistician (Toronto): . . . . . Benny Ercolani
Director, Communications: . . . . . Jamey Horan
Director, Media Relations: . . . . . Amy Early
Director, News Services: . . . . . Greg Inglis
Director, Community Relations: . . . . . Ken Martin
Senior Manager, Player Publicity: . . . . . Sandra Carreon
Manager, Corporate Communications: . . . . . Brian Walker
Manager, Community Relations: . . . . . Ann Marie Lynch
Manager, Diversity Task Force: . . . . . Nirva Milord
Manager, News Services: . . . . . Adam Schwartz
Manager, Public Relations (Toronto): . . . . . David Keon
Manager, Public Relations & Editorial Services (Toronto): . . . . . Chris Tredree
Coordinator, Public Relations: . . . . . Jennifer Perkinson
Associate, Public Relations (Toronto): . . . . . Julie Young
Assistant, Diversity Task Force: . . . . . Jessica Murray
Assistant, Corporate Communications: . . . . . Myrna Mollison
Assistant, Corporate Communications: . . . . . Mary Kay Wright
Historian: . . . . . John Halligan

Anaheim Mighty Ducks
Arrowhead Pond of Anaheim
2695 Katella Ave.
Anaheim, CA 92806
(714) 940-2900
website: www.mightyducks.com

Atlanta Thrashers
One CNN Center
12th South Tower
Atlanta, GA 30303
(404) 827-5300
website: www.atlantathrashers.com

Boston Bruins
One Fleet Center
Suite 250
Boston, MA 02114
(617) 624-1950
website: www.bostonbruins.com

Calgary Flames
Pengrowth Saddledome
555 Saddledome Rise SE
Calgary, Alberta, Canada T2G 2W1
(403) 777-2177
website: www.calgaryflames.com

Carolina Hurricanes
Entertainment and Sports Arena
1400 Edwards Mill
Raleigh, NC 27607
(919) 467-7825
website: www.carolinahurricanes.com

Chicago Blackhawks
United Center
1901 W. Madison Street
Chicago, ILL 60612
(312) 455-7000
website:www.chicagoblackhawks.com

Colorado Avalanche
Pepsi Center
1000 Chopper Place
Denver, CO 80204
(303) 405-1100
website:www.coloradoavalanche.com

Columbus Blue Jackets
Nationwide Arena
200 West Nationwide Blvd.
Columbus, OH 43125
(614) 246-4625
website: www.columbusbluejackets.com

Dallas Stars
211 Cowboys Parkway
Irving, TX 75063
(817) 273-5222
website: www.dallasstars.com

Detroit Red Wings
Joe Louis Arena
600 Civic Center Drive
Detroit, MI 48226
(313)396-7544
website: www.detroitredwings.com

Edmonton Oilers
11230 110th Street
Edmonton, Alberta,
Canada T5G 3H7
(403) 414-4000
website: www.edmontonoilers.com

Florida Panthers
National Car Rental Center
One Panthers Parkway
Sunrise, FL 33323
(954) 835-7000
website: www.flpanthers.com

Los Angeles Kings
555 North Nash St.
El Segundo, CA 90245
(310) 535-4500
website: www.lakings.com

Minnesota Wild
317 Washington Street
St. Paul, MN 55102
(651) 602-6000
website: www.wild.com

Montreal Canadiens
Centre Molson
1260 de La Gauchetetiere Street West
Montreal, QC, Canada H3B 5E8
(514) 932-2582
website: www.canadiens.com

Nashville Predators
Gaylord Entertainment Center
501 Broadway
Nashville, TN 37203
(615) 770-2300
website: www.nashvillepredators.com

New Jersey Devils
Continental Airlines Arena
50 Route 120 North
P.O. Box 504
East Rutherford, NJ 07073
(201) 935-6050
website: www.newjerseydevils.com

New York Islanders
1535 Old Country Road
Plainview, NY 11803
(516) 501-6736
website: www.newyorkislanders.com

New York Rangers
Madison Square Garden
Two Pennsylvania Plaza
New York, NY 10121
(212) 465-6486
website: www.newyorkrangers.com

Ottawa Senators
1000 Palladium Drive
Kanata, ON, Canada K2V 1A5
(613) 599-0250
website: www.ottawasenators.com

Philadelphia Flyers
First Union Center
3601 S. Broad Street
Philadelphia, PA 19148
(215) 465-4500
website: www.philadelphiaflyers.com

Phoenix Coyotes
ALLTEL Ice Den
9375 E. Bell Road
Scottsdale, AZ 85260
(480) 473-5600
website: www.phoenixcoyotes.com

Pittsburgh Penguins
Mellon Arena
66 Mario Lemieux Place
Pittsburgh, PA 15219
(412) 642-1300
website:www.pittsburghpenguins.com

St. Louis Blues
Savvis Center
1401 Clark Avenue
St. Louis, MO 63103
(314) 622-2500
website: www.stlouisblues.com

San Jose Sharks
Compaq Center at San Jose
525 West Santa Clara Street
San Jose, CA 95113
(408) 287-7070
website: www.sjsharks.com

Tampa Bay Lightning
Ice Palace
401 Channelside Drive
Tampa, FL 33602
(813) 301-6500
website: www.tampabaylightning.com

Toronto Maple Leafs
Air Canada Centre
40 Bay St.
Toronto, ONT, Canada M5B 1L1
(416) 977-5364
website: www.torontomapleleafs.com

Vancouver Canucks
General Motors Place
800 Griffiths Way
Vancouver, British Columbia,
Canada V6B 6G1
(604) 899-4600
website: www.orcabay.com

Washington Capitals
MCI Center
601 F Street NW
Washington DC 20004
(202) 628-3200
website: www.washingtoncaps.com

Assist: An assist is awarded to the player or players (maximum of two) who touched the puck prior to the goal, provided no defender plays or possesses the puck in between.

Game Played: A player receives credit for playing in a game if: i) he steps on the ice during time played or; ii) serves any penalty.

Game-Winning Goal: After the final score has been determined, the goal which leaves the winning Club one goal ahead of its opponent is the game-winning goal (example: if Team A beats Team B 8-3, the player scoring the fourth goal for Team A receives credit for the game-winning goal).

Game-Tying Goal: The final goal in a tie game.

Goal: A goal is awarded to the last player on the scoring Club to touch the puck prior to the puck entering the net.

Goals-Against Average: Multiply goals allowed (GA) by 60 and divide by minutes played (MINS).

Goaltender Win / Loss / Tie: A goaltender receives a win, tie or loss if he is on the ice when either the game-winning or game-tying goal is scored.

Penalty-Killing Percentage: Subtract total number of power-play goals allowed from total number of shorthanded situations to get total number of power-plays killed. Divide the total number of power-plays killed by the total number of shorthanded situations.

Plus-Minus: A player receives a "plus" if he is on the ice when his Club scores an even-strength or shorthand goal. He receives a "minus" if he is on the ice for an even-strength or shorthand goal scored by the opposing Club. The difference in these numbers is considered the player's plus-minus statistic.

Power-Play Goal: A goal scored by a Club while it has a manpower advantage due to an opponent's penalty. Following are some examples of what is and is not considered a power-play goal:

- if a Club has an advantage on a minor penalty starting at 2:02 of the period and it scores at 4:02, the goal is not a power-play goal.
- if a Club scores on a delayed penalty, the goal is not a power-play goal.
- if a Club has an advantage due to a five-minute major or match penalty, that Club is always credited with having one more advantage than the number of power-play goals it scores during that advantage, because the penalty does not expire a new advantage begins after such a power play goal. For example, if Team A scores three goals during a major penalty, it is credited with four advantages.
- if a Club is on a power-play for any length of time it is considered to have had an advantage.
- if a minor penalty is incurred by a Club on a power-play due to a major penalty, a new advantage is given to that Club when its minor penalty expires, provided the opponent's major penalty is still in effect.

Power-Play Percentage: Total number of power-play goals divided by total number of power-play opportunities.

Save Percentage: Subtract goals allowed (GA) from shots against (SA) to determine saves. Then divide saves by shots against.

Shooting Percentage: Divide the number of goals scored by the number of shots taken.

Shorthanded Goal: A goal scored by a Club while it is at a manpower disadvantage due to a penalty. The same cases apply in a similar but opposite way for shorthand as for power-play goals.

Shot on Goal: If a player shoots the puck with the intention of scoring and if that shot would have gone in the net had the goaltender not stopped it, the shot is recorded as a "shot on goal".

Shutout (Combined): If two goaltenders combine for a shutout, neither receives credit for the shutout. Instead it is recorded as a Club shutout.

Tenths of a Second: If a penalty or goal occurs in the last minute, the time is rounded off to the previous second (ie: if a penalty is called with 12.4 seconds left in a period, the time is indicated as 19:47 and not 19:48.

Tie-Breaking Formula: In the event that two or more Clubs are tied for total points, the order of standings and draft order is determined as follows:

- the Club with the most victories will be placed higher in the standings.
- if Clubs remain tied, the Club earning the most points from the year's head-to-head competition will be placed higher in the standings. In the event an uneven number of home games against one another were played, the first game that created the disparity is discounted. Where more than two Clubs are tied in victories and points, the Club having the greatest percentage of available points earned among each other will be placed higher in the standings.
- if Clubs remain tied, each Club's "Goals Allowed" are subtracted from its "Goals For" during the entire regular season. The Club with the greater differential will be placed higher in the standings.

Abduction: Movement of a joint away from the center of the body.
AC Joint (Acromioclavicular Joint): Joint of the shoulder where acromion process of the shoulder blade and the distal end of the collarbone meet; most shoulder separations occur at this point.
Adduction: Movement of a joint toward the center of the body.
Adhesion: Abnormal adherence of collagen fibers to surrounding structures during immobilization following trauma or as a complication of surgery which restricts normal elasticity of the structures involved; or scar tissue which forms after trauma or surgery which can restrict normal motion.
Aerobic: Exercise in which energy needed is supplied by oxygen inspired and is required for sustained periods of vigorous exercise with a continually high pulse rate.
Anabolic Steroids: Steroids that promote tissue growth by creating protein in an attempt to enhance muscle growth. The main anabolic steroid is testosterone (male sex hormones).
Anaerobic: Exercise without the use of oxygen as an energy source; short bursts of vigorous exercise.
Anterior Cruciate Ligament (ACL): A primary stabilizing ligament within the center of the knee joint that prevents hyperextension and excessive rotation of the joint. A complete tear of the ACL necessitating reconstruction could require up to 12 months of rehabilitation.
Anti-Inflammatory: Any agent which prevents inflammation, such as aspirin or ibuprofen.
Arteriogram: A film demonstrating arteries after injection of a dye.
Arthrogram: X-ray technique for joints using air and/or dye injected into the affected area; useful in diagnosing meniscus tears of the knee and rotator cuff tears of the shoulder.
Arthroscope: An instrument used to visualize the interior of a joint cavity.
Arthroscopy: A surgical examination of the internal structures of a joint by means of viewing through an arthroscope. An arthroscopic procedure can be used to remove or repair damaged tissue or as a diagnostic procedure in order to inspect the extent of any damage or confirm a diagnosis.
Atrophy: To shrivel or shrink from disuse; as in muscular atrophy.
Baker's Cyst: Localized swelling of a bursa sac in the back of the knee as a result of fluid that has escaped from the knee capsule. A Baker's Cyst indicates that there is a trauma inside the knee joint that leads to excessive fluid production.
Bone Scan: An imaging procedure in which a radioactive-labeled substance is injected into the body to determine the status of a bone injury. If the radioactive substance is taken up by the bone at the injury site, the injury will show as a 'hot spot' on the scan image. The bone scan is particularly useful in the diagnosis of stress fractures.
Bursa: A fluid-filled sac that is located in areas where friction is likely to occur, then minimizes the friction; for example, between a tendon and bone.
Cartilage: Smooth, slippery substance preventing two ends of bones from rubbing together and grating. Most joints use this to cover bones next to each other. A meniscus is made of cartilage.
CAT Scan (Computerized Tomography): Use of a computer to produce a cross sectional view of the anatomical part being investigated from x-ray data.
Chondromalacia: Roughening of the articular cartilage. Best known for the roughening of the underside of the knee cap, which can occur in any knee cap injury.
Clavicle: Collar bone; the bone connecting the breastbone with the shoulder blade.
Coccyx: The 'tail bone,' a group of four vertebrae that are fused together to form a small triangular bone, located at the terminal end of the spine.
Concussion: Jarring injury of the brain resulting in dysfunction. It can be graded as mild, moderate or severe, depending on loss of consciousness, amnesia and loss of equilibrium.
Contusion: An injury to a muscle and tissues caused by a blow from a blunt object.
Corticosteroids: Used to suppress joint inflammation and inflammation in a bursa or near tendons.
Cryotherapy: A treatment with the use of cold.
Cyst: Abnormal sac containing liquid or semi-solid matter.
Degenerative Joint Disease: Changes in the joint surfaces as a result of repetitive trauma and 'wear and tear'.
Deltoid Ligament: Ligament that connects the tibia to bones of the medial aspect of the foot and is primarily responsible for stability of the ankle on the medial side. Is sprained less frequently than other ankle ligaments.
Deltoid Muscle: Muscles at the top of the arm, just below the shoulder, responsible for shoulder motions in the front, side and back.
Disc Intervertebral: A flat, rounded plate between each vertebrae of the spine. The disc consists of a thick fiber ring which surrounds a soft gel-like interior. It functions as a cushion and shock absorber for the spinal column.
Dislocation: Complete displacement of joint surfaces.
Electromyogram (EMG): Test to determine nerve function.

Epicondylitis: Inflammation in the elbow due to overuse. Common in tennis players (outer part of elbow) and golfers (inner part of elbow).
Etiology: Study of the cause of injury and disease.
Extension: Action of straightening of a joint as achieved by an extensor muscle.
Fascia: A connective tissue sheath consisting of fibrous tissue and fat which unites the skin to the underlying tissue.
Fat Percentage: The amount of body weight that is adipose, fat tissue. Fat percentage can be calculated by underwater weighing, measuring select skinfold thickness or by analyzing electrical impedance.
Femur: Thigh bone; longest bone in the body.
Fibula: Smaller of the two bones in the lower leg; runs from the knee to the ankle along the outside of the lower leg.
Flexibility: The ability of muscle to relax and yield to stretch forces.
Fracture: Breach in continuity of a bone. Types of fractures include simple, compound, comminuted, greenstick, incomplete, impacted, longitudinal, oblique, stress or transverse.
Glenohumeral: The shoulder girdle; consists of the glenoid capsule, head of the humerus and labrum.
Glenoid: Cavity of the scapula into which the head of the humerus fits to form the shoulder girdle.
Glenoid Labrum: A rim of fibrocartilaginous tissue attached around the margin of the glenoid fossa.
Grade One Injury: A mild injury in which ligament, tendon or other musculoskeletal tissue may have been stretched, but not torn or otherwise disrupted.
Grade Two Injury: A moderate injury in which musculoskeletal tissue has been partially, but not totally torn, causing appreciable limitation in function of the injured tissue.
Grade Three Injury: A severe injury in which tissue loss has been significant, and in many cases, totally torn or otherwise disrupted, causing a virtual loss of function.
Groin: Junction of the thigh and abdomen, location of muscles that rotate, flex and adduct the hip.
Hammer Toe: Condition when the first digit of a toe is at a different angle that the remaining digits of the same toe.
Hamstring: Category of muscle that runs from the buttocks to the knee along the back of the thigh. It functions to flex the knee and is often times injured as a result of improper conditioning or lack of muscle flexibility.
Hemarthrosis: Accumulation of blood within a joint as a result of an acute injury.
Hematoma: Mass produced by an accumulation of coagulated blood in a cavity or in soft tissues.
Hip Pointer: Contusion to the iliac crest.
Hydrotherapy: Treatment using water.
Hyperextension: Extreme extension of a limb or body part.
Iliotibial Band: A thick, wide fascial layer that runs from the iliac crest to the knee joint on the outside of the thigh.
Inflammation: The body's natural response to injury in which the injury site might display various degrees of pain, swelling, heat, redness and/or loss of function.
Isometric Contraction: Muscular contraction in which tension is developed but no mechanical work is done.
Labrum (Labrum Glenoidule): The cartilage of the glenoid cavity in the shoulder. A lip-edged or lip-like structure.
Lateral Collateral Ligament (LCL): Ligament of the knee along the outer aspect that connects the femur to the fibula. It provides lateral stability to the joint.
Ligament: Band of fibrous tissue that connects bone to bone or bone to cartilage and supports and strengthens joints.
Magnetic Resonance Imaging (MRI): Imaging procedure in which a radio frequency pulse causes certain electrical elements of the injured tissue to react to this pulse and through this process a computer display and permanent film establish a visual image. MRI does not require radiation and is very useful in the diagnosis of soft tissue, disc and meniscus injuries.
Medial Collateral Ligament (MCL): Ligament of knee along the inner aspect that connects the femur to the tibia.
Meniscus: Crescent shaped cartilage, usually pertaining to the knee joint; also known as cartilage. There are two menisci in the knee, medial and lateral. These work to absorb weight within the knee and provide stability.
Metacarpals: Five long bones of the hand, joining the fingers to the wrist.
Metatarsals: Five long bones of the foot, running from the ankle to the toes.
Myositis: Inflammation of a muscle.
Orthotic: Any device applied to or around the body of physical impairment of disability commonly used to control foot mechanics.

Osteochondritis Dessicans: A piece of bone and/or cartilage loosened from its attachment after trauma and a cause of a lesion.
Osteomyelitis: An inflammatory disease of bone caused usually by infection with streptococcus or staphylococcus.
Patella: The kneecap. The patella functions to protect the distal end of the femur as well as increase the mechanical advantage and force generating capacities of the quadriceps muscle group.
Plantar Fasciitis: Inflammation of the plantar (a thick tissue on the bottom of the foot which helps create the arch) fascia; associated with overuse or acute foot injury.
Posterior Cruciate Ligament (PCL): A primary stabilizing ligament of the knee that provides significant stability and prevents displacement of the tibia backward within the knee joint. A complete tear of this ligament necessitating reconstruction could require up to 12 months of rehabilitation.
Quadricep Muscles: A group of four muscles of the front thigh that run from the hip and form a common tendon at the patella; they are responsible for knee extension.
Radius: Bone in the forearm from elbow to the thumb side of the wrist.
Reconstruction: Surgical rebuilding of a joint using natural, artificial or transplanted materials.
Rotator Cuff: Comprised of four muscles in the shoulder area that can be irritated by overuse. The muscles are the supraspinatus (most commonly injured), infraspinatus, teres minor and subscapularis.
Sacroiliac: Junction of the sacrum, the lower back bone, with the pelvis.
Sacrum: Group of five fused vertebrae located just below the lumbar vertebrae of the lower back, which form part of the pelvis.
Scapula: Shoulder blade.
Sciatica: Irritation of the sciatic nerve resulting in pain or tingling running down the inside of the leg.
Sciatic Nerve: Major nerve that carries impulses for muscular action and sensations between the low back and thigh and lower leg; it is the longest nerve in the body.
Shin Splint: A catch-all syndrome describing pain in the shin that is not a fracture or tumor and cannot be defined otherwise.
Spleen: Large, solid organ responsible for the normal production and destruction of blood cells located under the left rib cage.
Spondylosis: Abnormal vertebral fixation or immobility.
Sprain: Injury resulting from the stretch or twist of the joint and causes various degrees of stretch or tear of a ligament or other soft tissue at the joint.
Strain: Injury resulting from a pull or torsion to the muscle or tendon that causes various degrees of stretch or tear to the muscle or tendon tissue.
Stress Fracture: A hair-line type of break in a bone caused by overuse.
Subluxation: Partial dislocation of a joint. The term usually implies that the joint can return to a normal position without formal reduction.
Synovial Fluid: Lubricating fluid for joints and tendons, produced in synovium, or the inner lining of a joint.
Synovitis: Inflammation of the synovial lining of a joint.
Talus: The ankle bone that articulates with the tibia and fibula to form the ankle joint.
Tarsals: Group of seven bones of the foot consisting of the calnavicular, talus, cuboid and three cuneiform bones.
Tendinitis: Inflammation of the tendon and/or tendon sheath, caused by chronic overuse or sudden injury.
Tendon: Tissue that connects muscle to bone.
Tenosynovitis: Swelling or inflammation of a tendon sheath caused by calcium deposits, repeated strain or trauma.
Tibia: Shin bone; larger of the two bones of the lower leg and is the weight-bearing bone of the shin.
Transcutaneous Electrical Nerve Stimulator (TENS): An electrical modality that sends a mild current through pads at the injury site which stimulates the brain to release the natural analgesic endorphin.
Transverse Process: Small lateral projection off the right and left side of each vertebrae that functions as an attachment site for muscles and ligaments of the spine.
Triceps: Muscle of the back of the upper arm, primarily responsible for extending the elbow.
Ulna: Inner bone of the forearm that runs from the tip of the elbow to the little finger side of the wrist.
Ulna Nerve: Nerve in the elbow commonly irritated from excessive throwing.
Ultrasound: An electrical modality that transmits a sound wave through an applicator into the skin to the soft tissue in order to heat the local area for relaxing the injured tissue and/or disperse edema.
"Wind Knocked Out": Syndrome describing a contraction of the abdominal nerve truck, the solar plexus, as a result of an abdominal contusion.

The NHL officially came to Buffalo on December 2, 1969, when the league awarded Seymour and Northrup Knox the franchise that would soon be named "Sabres". The brothers wasted little time in hiring George "Punch" Imlach, formerly of the Toronto Maple Leafs, as the team's first Head Coach and General Manager. In June 1970, the Sabres were awarded the first pick in the NHL Entry Draft, and Imlach selected highly touted center Gilbert Perreault from the Montreal Jr. Canadiens. Perreault lived up to the advance billing scoring 38 goals his rookie season en route to winning the Calder Trophy as the NHL's Rookie-of-the-Year.

Another Junior Canadien, left winger Rick Martin, joined Perreault on the team's front line as the Sabres' top pick in 1971. That dominating duo turned trio when Rene Robert was acquired from the Pittsburgh Penguins near the end of the 1971-72 season. The line of Martin-Perreault-Robert would be dubbed "The French Connection" and would go on to become one of the most dominating scoring lines of the 1970's.

By 1974-75, the young team was maturing and finished the season with a 49-16-15 record still the best-ever numbers in franchise history. Buffalo defeated Chicago in the first round of the playoffs followed by a second round victory over Montreal to earn its first-ever berth in the Stanley Cup Finals vs. Philadelphia. The Flyers went on to defeat the Sabres in six games, but it did not blemish the accomplishment of a team who had only been in the league for five years.

One of the most memorable moments in the franchise's first decade occurred on January 4, 1976 when the Sabres played host to the powerful Soviet Wings in an exhibition game at The Aud. With Cold War tensions still running high, the game had an intensity far beyond the average regular season game. Buffalo put on a dominating performance, defeating the Wings 12-6 in what ranked at the time as the worst-ever loss by a Soviet team in international competition.

The Sabres had an opportunity to hire one of the game's all-time coaching greats, Scotty Bowman, and did so in 1979. In his first season as Head Coach, Bowman led the Sabres to the Wales Conference Finals before they lost 4-2 to the eventual Stanley Cup Champion New York Islanders. Bowman still holds the Sabres record for most games coached (404) and finished with an impressive 210-134-60 mark.

Bowman spent the next few seasons revamping the Sabres' lineup, adding players such as Mike Ramsey, Phil Housley, Mike Foligno, Dave Andreychuk, and Tom Barrasso. Those players formed the core of some successful teams, and helped continue the tradition of winning hockey.

Through the good times and the bad times, there was always Perreault. Robert and Martin had both been traded by the early 1980's, but the original Sabre remained and continued to flourish. On March 9, 1986 Perreault and an Aud full of fans celebrated together as the franchise's favorite son scored his 500th career goal, making him the 12th player in history (at the time) to reach that milestone. Four years later, in 1990, Perreault was immortalized with induction into Hockey's Hall of Fame.



This would be an omen of better things to come for the franchise.

Five-time Stanley Cup Champion John Muckler was chosen in 1991 to be the team's Director of Hockey Operations and soon assumed the title of head coach. He was instrumental in acquiring Pat LaFontaine from the Islanders in October 1991. LaFontaine teamed with Russian Alexander Mogilny to form a dynamic duo that combined to score 129 goals in 1992-93, including a franchise-record 76 goals from Mogilny. Buffalo capped that season by sweeping the Bruins in the first round of the playoffs to post their first playoff series win in ten years.

That playoff excitement was just a precursor to Game Six of the 1994 Eastern Conference Quarter Finals vs. the New Jersey Devils. Buffalo won that game 1-0 in four overtimes on a goal by Dave Hannan. Dominik Hasek posted an incredible 70 saves in the victory playing the entire 125:43 without allowing a goal. Following that season, Hasek would win the first of two consecutive Vezina Trophies as the NHL's top goaltender. But that would only set the stage for the 1996-97 season.

Before it even started, the 1996-97 season was already one of the most memorable in team history. On a sad note, this season would represent the first without founder Seymour H. Knox, III, who passed away in the spring of 1996. It would also represent the first time in the team's history that they would have new uniforms (red and black replaced blue and gold) as well as a new state-of-the-art arena (HSBC Arena replaced Memorial Auditorium).

The Sabres shocked many of the so-called experts by winning the Northeast Division; the team's first-such title since winning the Adams Division championship in 1981. Buffalo's performance seemed a fitting tribute to the memory of Seymour Knox.

The end of the season also brought many notable achievements off the ice. The Sabres were the stars of the NHL's postseason awards banquet. Dominik Hasek won the Hart Trophy as league MVP, the first time a goalie had achieved such a feat since 1962. For good measure, Hasek also took home his third Vezina in four years, an equally stunning feat. Michael Peca, a 23-year old center in just his second full season, joined Craig Ramsay as the only Sabres to win the Selke Trophy, symbolic of the league's best defensive forward. Ted Nolan won the Jack Adams Award as the Coach of the Year.

Lindy Ruff was named the Sabres head coach at the start of the next season, and led Buffalo to the Eastern Conference Finals. The Sabres eventually fell to the Capitals in six games, but their performance marked the team's best playoff finish since 1980. Hasek once again shone brightly, taking home his fourth Vezina Trophy and becoming the first goaltender ever to win two consecutive Hart Trophies. Earlier in the year, Hasek had also been instrumental in leading the underdog Czech Republic to a Gold Medal at the Winter Olympic Games in Nagano, Japan.

The year ended on a sad note when team co-founder Northrup Knox passed away in July 1998. The Knox brothers persistence in acquiring a franchise and their determination to keep it in Buffalo will forever resonate with hockey fans in Western New York. Shortly before his death, Knox orchestrated the sale of the team to John, Tim, Michael, and James Rigas of Adelphia Cable Communications.

Buffalo returned to the ECF the following year, this time facing their geographical rival, the Toronto Maple Leafs. In what would be know as the cross-border series, the Sabres defeated Toronto 4-1 to reach the Stanley Cup Finals for just the second time in team history. The Dallas Stars would be the Sabres finals opponent, and the two teams proved to be evenly matched in the lowest scoring Stanley Cup in history. With Buffalo trailing 3 games to 2 in Game Six, Brett Hull slid the puck past Hasek in the third overtime to clinch the Cup for the Stars. Replays would later show that Hull's skate was in the crease, but officials let the goal stand to the dismay of Sabres fans.

Buffalo celebrated its 30th anniversary season in the NHL in 1999-2000 with the impressive rookie debuts of Martin Biron and Maxim Afinogenov. The development of Biron and Afinogenov combined with the late-season additions of veterans Doug Gilmour and Chris Gratton enabled the Sabres to continue their winning ways as they began their fourth decade of play in the National Hockey League.

The 2000-01 campaign will be remembered as one of the most successful seasons in recent memory as the Sabres won the fourth most games in team history (46). Once again, Miroslav Satan led the team in goals scored and total points in the regular season and had a stellar post season with three goals, a team high ten assists and 13 total points. 2000-01 also turned out to be a breakout season as several members of the Sabres had career offensive years. J.P. Dumont proved to be a valuable addition as he and Erik Rasmussen each enjoyed offensive success. Alexei Zhitnik returned to the offensive production of earlier in his career and Rhett Warrener also set career offensive numbers as he and Jay McKee worked as the team's top defensive tandem. As a whole, the Sabres were the leagues top defensive allowing the fewest goals and boasting the best penalty-killing unit. Dave Andreychuk proved that you can go home, returning to the Sabres to score 20 goals, eight on the power play, and add some veteran leadership to a young yet maturing hockey club. Another former Sabres returned as Donald Audette, who was acquired at the trade deadline along with Steve Heinze, added another element to the Sabres as the team headed into the postseason. And as he was in past seasons, Dominik Hasek proved why he was one of the best goalies in the NHL, posting a 34-24-4 record with 2.11 goals against and 11 shutouts en route to his sixth Vezina Trophy.

The 2001-02 season marks somewhat of a new start for the Sabres. Gone through trades are Hasek and former captain Michael Peca, but in their places come rising stars Tim Connolly and Taylor Pyatt and veteran goal scorer Vyacheslav Kozlov. The addition of these new players combined with the nucleus of a team that last season advanced past the first round of the Stanley Cup Playoffs for the third time in four seasons and the Sabres will remain a team to be contended with in the Eastern Conference. With a young yet proven Martin Biron in goal and Lindy Ruff, the teams all-time post season and second overall winningest coach in team history behind the bench, Buffalo will have a team that will once again battle to get their hands on Lord Stanley's Cup.

HISTORY OF THE BUFFALO SABRES UNIFORM 1970-2001

Equipped with one of the National Hockey League's two new teams, the Knox Brothers sought a name for the club that would accompany the Vancouver Canucks into the 1970-71 season. A contest brought about the name "Sabres," which just needed a logo to become the trademark of hockey on the Niagara Frontier. The Sabres crest would remain identical over the first 26 years. The first major change to the team's look came in 1996-97, which accompanied a new home for the Buffalo Sabres (the team moved from Memorial Auditorium into their new address of HSBC Arena).

The crest in which would adorn the blue, white and gold jerseys of Buffalo Sabres players from October, 1970 until April, 1996, reflected the team's name. Along with the Buffalo appeared two crossed sabres "renowned as a clean, sharp, decisive and penetrating weapon on offense, as well as a strong parrying weapon on defense," according to team Public Relations Director Chuck Burr's 1970 press release.

A few minor changes were seen in the Buffalo sweaters over the first 26 years, mostly simple accessory changes. After adding players' last names to the back of the sweaters a few years earlier, 1978-79 marked the first season the team's jerseys did not have drawstrings at the neckline and the debut of the team's crest on the shoulders. While the next season was Buffalo's 10th anniversary campaign, it was a patch in honor of that winter's Olympic games in Lake Placid, New York, that was the notable change on the uniforms. The 1980 Winter Olympics is where the now legendary "Miracle on Ice" would take place, and where the Sabres held their 1980 training camp. It was probably fitting then that ten years later a Buffalo Sabres 20th anniversary logo patch was embroidered on the front right shoulder of the players' uniforms for 1989-90. Two years later, the Sabres joined the other NHL teams in wearing a commemorative patch for the league's 75th anniversary, and fans even had the opportunity to see it on both the home and road jerseys as Buffalo joined 15 other teams in the season-long celebration. For the second half of that season, the Sabres wore their road jerseys at home and donned the home jerseys for away games, to complement the "original six" teams who wore "throwback jerseys." A Stanley Cup centennial patch appeared on the 1992-93 uniforms. Buffalo would again recognize a significant anniversary with a special 25th anniversary logo, which was designed for the team's 1994-95 campaign. Players wore the fifth patch in seven years on the team's sweaters in 1995-96 (bearing jersey number one), remembering former NHL goalie Roger Crozier, who played six of his 14 seasons in the league in Buffalo.

The 1996-97 season began a new era in Buffalo Sabres hockey with a new home, new colors and a new logo. The Sabres' new colors would be black, white, red, gray and silver, featuring a white buffalo head as the new team logo. A secondary logo of a "B" with the familiar sabre piercing through it would also be featured on the shoulder of the new jersey's. In their first season in the new uniforms, the team honored the memory of co-founder Seymour H. Knox III with a circular patch bearing the initials SHK III.

In 1999, the NHL2000 logo was affixed to every team uniform in the league in anticipation of the new millennium. The Sabres also looked forward to the new year to bring about a new tradition of Stanley Cup championships.

On November 22, 2000 the Sabres unveiled the team's third jersey against the Philadelphia Flyers. The new jersey pays tribute to the original sweater, while incorporating colors and elements from the current design, unveiled in 1996.

The organization chose from over 50 different concepts and developed a blend of the 1970's blue and gold crest, featuring the traditional circle and crossed Sabres logo, adorned on a red-based jersey, trimmed in the team's black and silver of the 1990's. The word "BUFFALO" appears on the lower trim to signify the team's proud attachment to its hometown. The third jersey also features the current Sabres white buffalo-head logo appearing on the shoulders.

Note: Jager Di Paola Kemp (JDK) Design - a Burlington, Vermont firm founded in 1987 - is the company that created the Sabres third jersey and the teams current uniform designed in 1996.

Address: One Seymour H. Knox III Plaza, Buffalo, NY 14203

Location: At the foot of Main St. and South Park Ave. on the Buffalo waterfront

Ceremonial Groundbreaking: November 4, 1994

Gala Grand Opening Event: September 27, 1996: An evening of entertainment featuring appearances by: Doc Severinsen and the Buffalo Philharmonic Orchestra, figure skater Brian Boitano, aerialists, singer Ani DiFranco, and members of the Sabres and Bandits.

First Hockey Game: September 21, 1996: preseason game vs. Toronto Maple Leafs (3-1 Buffalo win; first goal by the Sabres' Brian Holzinger at 5:24 of the first period on Toronto goalie Don Beaupre).

First Regular Season Hockey Game: October 12, 1996 vs. Detroit Red Wings (6-1 win by Detroit; first regular season goal in HSBC by the Wings' Vyacheslav Kozlov at 15:41 of the first period on Buffalo's Dominik Hasek; first Buffalo regular season goal in HSBC by Michael Peca at 5:24 of third period on Detroit goaltender Mike Vernon).

Seating Capacity: 18,690 for hockey, lacrosse, football and soccer
19,100 for basketball
21,500 for concerts
(building size - 700,000 square feet)

Cost: $127.5 million ($72 million from private sources and $55 million from the combined resources of New York State, Erie County, and the City of Buffalo)

Project Architects:
- Ellerbe Becket
- Bergmann
- Espacio/Hamilton Houston Lownie
- Flynn Battaglia Architects
- Buffalo Office Interiors/Hovey-Nardini Architects
- Gordon Architects/Planners

Features:
- 1,100 space attached parking garage.
- Four seating levels, including club level seats located one level below the suites. These seats have direct access to weather-protected parking garage, concierge and in-seat food & beverage service.
- 80 mid-level suites, featuring all the club seat amenities plus private restrooms. Suites seat 12 but can hold up to 18.
- The Harbour Club possesses extensive banquet facilities (including seating for 800) while offering views of both the arena floor and the Buffalo waterfront. The Club is located on both the 100 and 200 levels, with formal and casual dining at the two locations respectively.
- Eight-sided scoreboard with Jumbotron video and instant replay capabilities on four sides, and message/graphic capabilities on four sides.
- Food courts
- Sabres team store - at 5,000 square feet, it is one of the largest in-arena merchandise stores in the NHL.
- Pepsi Headlines sports bar - includes displays and other features telling the history of amateur and professional sports in Buffalo.
- Pavilion - The 330' long by 65' high glass-enclosed structure serves as the major entrance/exit in the arena.

In addition to the Sabres, the Buffalo Bandits (National Lacrosse League) and the Buffalo Destroyers (Arena Football League) play their home games at HSBC Arena. The arena also hosts college basketball, that includes four WNY Division I teams in Canisius College, Niagara University, University at Buffalo, and St. Bonaventure University.

The HSBC Arena has also played host to the 2000 NCAA Division I Men's Basketball Championship first and second rounds, and is the site for the 2003 NCAA Division I Men's Ice Hockey Final Four and the first two rounds of the 2004 NCAA Men's Basketball Championships.

Over the first five years of operation alone, HSBC Arena has drawn almost 8.1 million people to games and events (over 4,200,000 for Sabres regular and post-season games, over 225,000 for Bandits regular and post-season games, over 150,000 for Destroyers games, and almost 3,000,000 for other arena events).

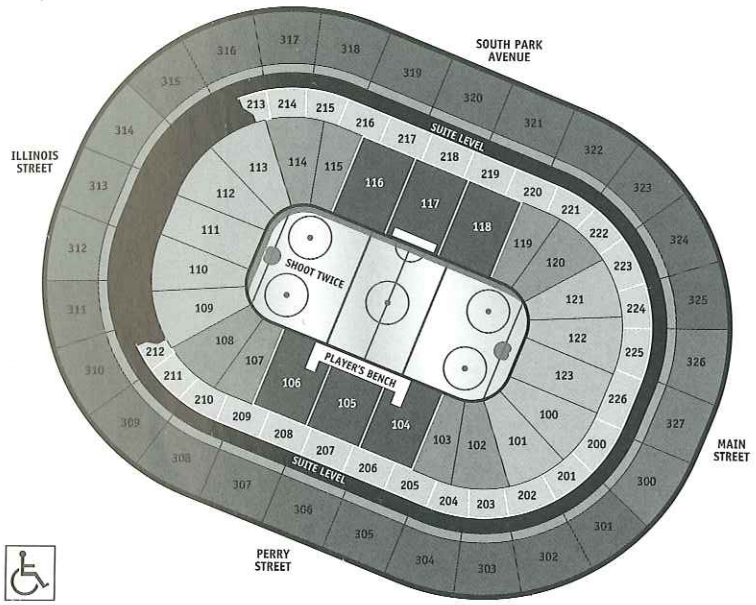

Seating available for wheelchair users

*Pricing 2001-2002

ARENA SEATING	SEASON TICKET PACKAGE PRICING	BOX OFFICE PRICE	10 PACK PRICING
200 Level Club	$3,198 ($78 per seat)	$89	$890 ($89 per seat)
100 Level Preferred	$2,501 ($61 per seat)	$85	$850 ($85 per seat)
100 Level Preferred Rinkside	$3,157 ($77 per seat)	$108	N/A
100 Level II	$2,009 ($49 per seat)	$64	$640 ($64 per seat)
100 Level II Rinkside	$2,583 ($63 per seat)	$108	N/A
100 Level III	$1,640 ($40 per seat)	$55	$550 ($55 per seat)
100 Level III Rinkside	$2,214 ($54 per seat)	$108	N/A
300 Level I	$1,230 ($30 per seat)	$37	$370 ($37 per seat)
300 Level II	$861 ($21 per seat)	$30	$300 ($30 per seat)
300 Level III	$697 ($17 per seat)	$21	$230 ($23 per seat)

All prices in U.S. Funds.

All games will begin at 7:05 pm, unless otherwise indicated. Designated afternoon games will begin at 2:05 pm.

A wide range of season ticket packages are available. Fans interested in more information may phone (716) 855-4444 or visit the HSBC Arena box office Monday-Friday from 9:00 a.m.-5:00 p.m.

2001-2002 SABRES SCHEDULE

It's fast. It's intense. It's non-stop. It's our way of life.

OCTOBER

S	M	T	W	TH	F	S
	1	2	3		5	
7 NYR	8	9		11	12 DET	13
	15		17	18		20 MTL
21	22		24	25		27 NJ
28	29		31			

NOVEMBER

S	M	T	W	TH	F	S
				1		3 OTT
4	5	6	7		9	
11	12 FLA	13 NSH	14	15		17 BOS
18	19 ATL	20	21 ★ TOR	22		24 PIT
25	26		28 WSH	29	30	

DECEMBER

S	M	T	W	TH	F	S
						1 NYI
2	3	4 CAR	5	6		8 BOS
9	10	11	12 DAL	13		15 NYR
16	17	18		20	21 ★ TOR	22 TOR
23	24	25		27	28	29 CBJ
30						

JANUARY

S	M	T	W	TH	F	S
		1	2	3 CGY	4	5
6 MIN	7		9	10 ★ PIT	11	
13	14	15	16 ANA	17 LA	18	19 PHX
20	21 COL	22		24		26
27 WSH	28	29 CAR	30	31		

FEBRUARY

S	M	T	W	TH	F	S
					1	2
3	4	5 BOS	6	7		9
10 NJ	11		13	14	15	16
17	18	19	20	21	22	23
24	25	26 ATL	27	28		

OLYMPIC BREAK

MARCH

S	M	T	W	TH	F	S
						2 TOR
3		5	6	7 NYI		9
10 ★ DET	11		13	14 PHI	15 FLA	16
17 TB	18		20		22	23 TOR
24 OTT	25		27	28 STL	29	30 PHI
31						

APRIL

S	M	T	W	TH	F	S
		2		4		6
7 TB	8	9	10 PIT	11		13 MTL

■ Home Games
■ Away Games

SABRES HOCKEY IT'S OUR WAY OF LIFE. www.sabres.com

REGULAR SEASON HOME GAMES

All home games start at 7:00 pm *(Eastern Standard Time)* with the exception of the following games: Sun., Oct. 14-2:00 pm • Tues., Oct. 23-8:00 pm • Wed., Nov. 21-7:30 pm • Sun., Mar. 10-3:00 pm • Thurs., Mar. 21-7:30 pm • Wed., Apr. 3-8:00 pm

EMPIRE SPORTS NETWORK
www.empiresports.com
HOME OF THE BUFFALO SABRES
AND THE BEST REGIONAL SPORTS COVERAGE