



Pittsburgh Penguins

Game Notes



Team Media Notes Now Are Available at End of Document

Thu, Jan 15, 2026 NHL Game #741

| | | | |
|----------------------------|------------------------------|----------------------------|-----------------------------|
| Pittsburgh Penguins | 21 - 14 - 10 (52 pts) | Philadelphia Flyers | 22 - 14 - 8 (52 pts) |
| Team Game: 46 | 10 - 7 - 6 (Home) | Team Game: 46 | 12 - 7 - 5 (Home) |
| Home Game: 24 | 11 - 7 - 4 (Road) | Road Game: 22 | 10 - 7 - 3 (Road) |

| # | Goalie | GP | W | L | OT | GAA | SV% |
|----|----------------|----|----|----|----|------|------|
| 37 | Arturs Silovs | 21 | 8 | 6 | 7 | 3.06 | .892 |
| 74 | Stuart Skinner | 30 | 14 | 12 | 4 | 2.71 | .893 |

| # | Goalie | GP | W | L | OT | GAA | SV% |
|----|---------------|----|----|---|----|------|------|
| 33 | Samuel Ersson | 16 | 6 | 6 | 4 | 3.33 | .858 |
| 80 | Dan Vladar | 27 | 16 | 7 | 4 | 2.42 | .907 |

| # | P | Skater | GP | G | A | P | +/- | PIM |
|----|---|--------------------|----|----|----|----|-----|-----|
| 3 | D | Jack St. Ivany | 12 | 0 | 3 | 3 | 2 | 4 |
| 5 | D | Ryan Shea | 45 | 2 | 14 | 16 | 15 | 18 |
| 13 | R | Kevin Hayes | 23 | 3 | 2 | 5 | -5 | 6 |
| 16 | R | Justin Brazeau | 31 | 12 | 8 | 20 | 1 | 10 |
| 17 | R | Bryan Rust | 41 | 16 | 20 | 36 | -2 | 16 |
| 18 | C | Thomas Novak | 45 | 8 | 13 | 21 | -2 | 16 |
| 19 | C | Connor Dewar | 45 | 8 | 8 | 16 | 0 | 10 |
| 27 | D | Ryan Graves | 17 | 1 | 0 | 1 | -4 | 8 |
| 28 | D | Parker Wotherspoon | 45 | 2 | 13 | 15 | 1 | 32 |
| 39 | R | Anthony Mantha | 45 | 14 | 15 | 29 | 8 | 15 |
| 46 | C | Blake Lizotte | 36 | 5 | 5 | 10 | 6 | 10 |
| 55 | C | Noel Acciari | 32 | 4 | 6 | 10 | 3 | 17 |
| 58 | D | Kris Letang | 45 | 3 | 20 | 23 | 2 | 20 |
| 59 | R | Egor Chinakhov | 36 | 5 | 4 | 9 | -5 | 6 |
| 67 | R | Rickard Rakell | 25 | 6 | 11 | 17 | 1 | 2 |
| 71 | C | Evgeni Malkin | 30 | 10 | 22 | 32 | 7 | 26 |
| 75 | D | Connor Clifton | 17 | 0 | 0 | 0 | -3 | 22 |
| 77 | D | Brett Kulak | 45 | 0 | 4 | 4 | -7 | 22 |
| 81 | C | Ben Kindel | 42 | 8 | 11 | 19 | -11 | 10 |
| 87 | C | Sidney Crosby | 45 | 24 | 25 | 49 | 0 | 32 |

| # | P | Skater | GP | G | A | P | +/- | PIM |
|----|---|---------------------|----|----|----|----|-----|-----|
| 6 | D | Travis Sanheim | 44 | 5 | 14 | 19 | 3 | 14 |
| 8 | D | Cam York | 37 | 3 | 15 | 18 | 3 | 14 |
| 10 | R | Bobby Brink | 41 | 11 | 9 | 20 | -1 | 20 |
| 11 | R | Travis Konecny | 43 | 14 | 24 | 38 | 13 | 39 |
| 13 | D | Adam Ginning | 5 | 0 | 0 | 0 | 0 | 0 |
| 14 | C | Sean Couturier | 43 | 5 | 19 | 24 | -3 | 18 |
| 18 | C | Rodrigo Abols | 39 | 2 | 7 | 9 | 0 | 22 |
| 19 | R | Garnet Hathaway | 38 | 1 | 0 | 1 | -5 | 46 |
| 22 | C | Christian Dvorak | 43 | 10 | 19 | 29 | 8 | 12 |
| 24 | D | Nick Seeler | 44 | 1 | 5 | 6 | -5 | 19 |
| 27 | L | Noah Cates | 44 | 10 | 14 | 24 | 14 | 27 |
| 29 | R | Nikita Grebenkin | 32 | 3 | 7 | 10 | -3 | 38 |
| 36 | D | Emil Andrae | 33 | 1 | 9 | 10 | 13 | 12 |
| 39 | R | Matvei Michkov | 43 | 9 | 14 | 23 | -6 | 38 |
| 44 | L | Nicolas Deslauriers | 17 | 0 | 0 | 0 | -2 | 24 |
| 46 | C | Trevor Zegras | 44 | 17 | 24 | 41 | -1 | 32 |
| 47 | D | Noah Juulsen | 31 | 1 | 5 | 6 | 2 | 8 |
| 52 | C | Denver Barkey | 11 | 1 | 2 | 3 | -3 | 4 |
| 55 | D | Rasmus Ristolainen | 13 | 0 | 3 | 3 | -3 | 4 |
| 74 | R | Owen Tippett | 44 | 14 | 12 | 26 | -4 | 20 |
| 91 | R | Carl Grundstrom | 18 | 7 | 1 | 8 | 5 | 8 |

| | | | |
|--|--|--|---|
| President of Hockey Operations/GM | Kyle Dubas | Chairman & CEO of Comcast Spectacor, Governor | Dan Hilferty |
| Assistant GM | Jason Spezza | President, Hockey Operations | Keith Jones |
| Head Coach | Dan Muse | General Manager | Daniel Briere |
| Assistant Coaches | Todd Nelson / Nick Bonino / Mike Stothers / Rich Clune | Head Coach | Rick Tocchet |
| Goaltending Coach / Video Coaches | Andy Chiodo / Madison Nikkel, Troy Paquette | Assistant Coaches / Goaltending Coach / Video Coaches | Todd Reirden, Jay Varady, Jaroslav Svejkovsky / Kim Dillabaugh / Dylan Crawford, Vinny Yula |

| | | | |
|----------------------------|--|---------------------|--|
| Tonight's Officials | | Linespersons | Julien Fournier (56), Scott Cherrey (50) |
| Referees | Kelly Sutherland (11), Brandon Blandina (39) | Video Judge | Jim Weaver |
| Supervisor | | | |
| Ntl. Anthem | Union Area High School Choir | | |

| | | | | | |
|-------------------------|------------------|------------------|------------------|------------------|------------------|
| Today's Schedule | | | | | |
| TOR @ VGK : 6:30 | MTL @ BUF : 7:00 | VAN @ CBJ : 7:00 | NYI @ EDM : 7:00 | WPG @ MIN : 7:00 | PHI @ PIT : 7:00 |
| DAL @ UTA : 7:00 | SJS @ WSH : 7:00 | CGY @ CHI : 7:30 | SEA @ BOS : 8:00 | | |

* Denotes Standby Official.

Pittsburgh Penguins: Roster

| Active (22 Players) | | | | | | |
|-------------------------|--------------------|-------------|--------------|------------|------------------|--------------------------|
| # | Name | Pos | Ht. | Wt. | Born | Birthplace |
| 3 | Jack St. Ivany | D | 6' 4" | 197 | Jul 22, 1999 | Manhattan Beach, CA, USA |
| 5 | Ryan Shea | D | 6' 1" | 200 | Feb 11, 1997 | Milton, MA, USA |
| 13 | Kevin Hayes | R | 6' 3" | 217 | May 8, 1992 | Dorchester, MA, USA |
| 16 | Justin Brazeau | R | 6' 6" | 232 | Feb 2, 1998 | New Liskeard, ON, CAN |
| 17 | Bryan Rust | R | 5' 11" | 202 | May 11, 1992 | Pontiac, MI, USA |
| 18 | Thomas Novak | C | 6' 1" | 190 | Apr 28, 1997 | St. Paul, MN, USA |
| 19 | Connor Dewar | C | 5' 10" | 187 | Jun 26, 1999 | The Pas, MB, CAN |
| 27 | Ryan Graves | D | 6' 5" | 225 | May 21, 1995 | Yarmouth, NS, CAN |
| 28 | Parker Wotherspoon | D | 6' 1" | 190 | Aug 24, 1997 | Surrey, BC, CAN |
| 37 | Arturs Silovs | G | 6' 4" | 208 | Mar 22, 2001 | Riga, LVA |
| 39 | Anthony Mantha | R | 6' 5" | 240 | Sep 16, 1994 | Longueuil, QC, CAN |
| 46 | Blake Lizotte | C | 5' 9" | 176 | Dec 13, 1997 | Lindstrom, MN, USA |
| 55 | Noel Acciari | C | 5' 11" | 204 | Dec 1, 1991 | Johnston, RI, USA |
| 58 | Kris Letang | D | 6' 0" | 199 | Apr 24, 1987 | Montréal, QC, CAN |
| 59 | Egor Chinakhov | R | 6' 1" | 203 | Feb 1, 2001 | Omsk, RUS |
| 67 | Rickard Rakell | R | 6' 1" | 194 | May 5, 1993 | Sundbyberg, SWE |
| 71 | Evgeni Malkin | C | 6' 5" | 213 | Jul 31, 1986 | Magnitogorsk, RUS |
| 74 | Stuart Skinner | G | 6' 4" | 215 | Nov 1, 1998 | Edmonton, AB, CAN |
| 75 | Connor Clifton | D | 6' 0" | 196 | Apr 28, 1995 | Matawan, NJ, USA |
| 77 | Brett Kulak | D | 6' 1" | 192 | Jan 6, 1994 | Edmonton, AB, CAN |
| 81 | Ben Kindel | C | 5' 11" | 182 | Apr 19, 2007 | Coquitlam, BC, CAN |
| 87 | Sidney Crosby | C | 5' 11" | 200 | Aug 7, 1987 | Cole Harbour, NS, CAN |
| 22 Players Total | | Avg: | 6' 1" | 202 | Age: 30.3 | |

| Injured Reserve List (4 Players) | | | | | | |
|----------------------------------|------------------|---|-------|-----|--------------|--------------------|
| 2 | Rutger McGroarty | R | 6' 1" | 212 | Mar 30, 2004 | Lincoln, NE, USA |
| 11 | Filip Hallander | C | 6' 1" | 203 | Jun 29, 2000 | Sundsvall, SWE |
| 65 | Erik Karlsson | D | 6' 0" | 185 | May 31, 1990 | Landsbro, SWE |
| 82 | Caleb Jones | D | 6' 1" | 184 | Jun 6, 1997 | Arlington, TX, USA |

| Goal Streak | Assist Streak | Point Streak |
|-------------------|-------------------|-------------------|
| No active streaks | No active streaks | No active streaks |

Philadelphia Flyers: Roster

| Active (23 Players) | | | | | | |
|-------------------------|---------------------|-------------|--------------|------------|------------------|-----------------------|
| # | Name | Pos | Ht. | Wt. | Born | Birthplace |
| 6 | Travis Sanheim | D | 6' 4" | 222 | Mar 29, 1996 | Elkhorn, MB, CAN |
| 8 | Cam York | D | 6' 0" | 194 | Jan 5, 2001 | Anaheim, CA, USA |
| 10 | Bobby Brink | R | 5' 8" | 169 | Jul 8, 2001 | Minnetonka, MN, USA |
| 11 | Travis Konecny | R | 5' 10" | 192 | Mar 11, 1997 | London, ON, CAN |
| 13 | Adam Ginning | D | 6' 3" | 196 | Jan 13, 2000 | Linköping, SWE |
| 14 | Sean Couturier | C | 6' 4" | 210 | Dec 7, 1992 | Phoenix, AZ, USA |
| 18 | Rodrigo Abols | C | 6' 4" | 206 | Jan 5, 1996 | Riga, LVA |
| 19 | Garnet Hathaway | R | 6' 2" | 212 | Nov 23, 1991 | Naples, FL, USA |
| 22 | Christian Dvorak | C | 6' 1" | 190 | Feb 2, 1996 | Palos, IL, USA |
| 24 | Nick Seeler | D | 6' 3" | 197 | Jun 3, 1993 | Eden Prairie, MN, USA |
| 27 | Noah Cates | L | 6' 2" | 194 | Feb 5, 1999 | Stillwater, MN, USA |
| 29 | Nikita Grebenkin | R | 6' 2" | 210 | May 2, 2003 | Serov, RUS |
| 33 | Samuel Ersson | G | 6' 3" | 194 | Oct 20, 1999 | Falun, SWE |
| 36 | Emil Andrae | D | 5' 9" | 189 | Feb 23, 2002 | Vastervik, SWE |
| 39 | Matvei Michkov | R | 5' 10" | 172 | Dec 9, 2004 | Perm, RUS |
| 44 | Nicolas Deslauriers | L | 6' 1" | 218 | Feb 22, 1991 | LaSalle, QC, CAN |
| 46 | Trevor Zegras | C | 6' 0" | 185 | Mar 20, 2001 | Bedford, NY, USA |
| 47 | Noah Juulsen | D | 6' 2" | 201 | Apr 2, 1997 | Surrey, BC, CAN |
| 52 | Denver Barkey | C | 5' 9" | 155 | Apr 27, 2005 | Newmarket, ON, CAN |
| 55 | Rasmus Ristolainen | D | 6' 4" | 208 | Oct 27, 1994 | Turku, FIN |
| 74 | Owen Tippett | R | 6' 1" | 210 | Feb 16, 1999 | Peterborough, ON, CAN |
| 80 | Dan Vladar | G | 6' 5" | 209 | Aug 20, 1997 | Prague, CZE |
| 91 | Carl Grundstrom | R | 6' 0" | 200 | Dec 1, 1997 | Umea, SWE |
| 23 Players Total | | Avg: | 6' 1" | 197 | Age: 27.8 | |

| Injured Reserve List (2 Players) | | | | | | |
|----------------------------------|----------------|---|--------|-----|--------------|-------------------|
| 9 | Jamie Drysdale | D | 5' 11" | 185 | Apr 8, 2002 | Toronto, ON, CAN |
| 71 | Tyson Foerster | R | 6' 2" | 215 | Jan 18, 2002 | Alliston, ON, CAN |

| Goal Streak | Assist Streak | Point Streak |
|-------------------|-------------------|------------------------------------|
| No active streaks | No active streaks | Christian Dvorak (4 Games / 1-3-4) |

Pittsburgh Penguins: Season Statistics

| Pos | # | Skater | GP | G | A | P | +/- | PIM | PP | SH | GW | S | % | TOI/g | FO% | Hits | Blks |
|-----|----|--------------------|----|----|----|-----------|-----|-----|----|----|----|-----|------|-------|------|------|------|
| C | 87 | Sidney Crosby | 45 | 24 | 25 | 49 | 0 | 32 | 9 | 0 | 3 | 107 | 22.4 | 19:46 | 56.1 | 39 | 21 |
| R | 17 | Bryan Rust | 41 | 16 | 20 | 36 | -2 | 16 | 3 | 0 | 4 | 110 | 14.6 | 20:18 | 0.0 | 12 | 46 |
| D | 65 | Erik Karlsson | 44 | 4 | 29 | 33 | -1 | 14 | 2 | 0 | 0 | 94 | 4.3 | 23:45 | 0.0 | 10 | 40 |
| C | 71 | Evgeni Malkin | 30 | 10 | 22 | 32 | 7 | 26 | 3 | 0 | 1 | 73 | 13.7 | 17:40 | 45.5 | 11 | 9 |
| R | 39 | Anthony Mantha | 45 | 14 | 15 | 29 | 8 | 15 | 4 | 0 | 0 | 84 | 16.7 | 15:02 | 11.1 | 25 | 24 |
| D | 58 | Kris Letang | 45 | 3 | 20 | 23 | 2 | 20 | 1 | 0 | 2 | 74 | 4.0 | 21:54 | 0.0 | 61 | 58 |
| C | 18 | Thomas Novak | 45 | 8 | 13 | 21 | -2 | 16 | 3 | 0 | 1 | 68 | 11.8 | 13:31 | 41.6 | 9 | 18 |
| R | 16 | Justin Brazeau | 31 | 12 | 8 | 20 | 1 | 10 | 2 | 0 | 3 | 56 | 21.4 | 13:00 | 0.0 | 42 | 20 |
| C | 81 | Ben Kindel | 42 | 8 | 11 | 19 | -11 | 10 | 4 | 0 | 0 | 87 | 9.2 | 15:33 | 48.6 | 17 | 39 |
| R | 67 | Rickard Rakell | 25 | 6 | 11 | 17 | 1 | 2 | 2 | 0 | 0 | 73 | 8.2 | 19:21 | 10.0 | 34 | 25 |
| C | 19 | Connor Dewar | 45 | 8 | 8 | 16 | 0 | 10 | 0 | 0 | 2 | 68 | 11.8 | 13:35 | 52.2 | 79 | 21 |
| D | 5 | Ryan Shea | 45 | 2 | 14 | 16 | 15 | 18 | 0 | 0 | 0 | 37 | 5.4 | 18:55 | 0.0 | 24 | 54 |
| D | 28 | Parker Wotherspoon | 45 | 2 | 13 | 15 | 1 | 32 | 0 | 0 | 1 | 43 | 4.6 | 20:31 | 0.0 | 86 | 71 |
| C | 46 | Blake Lizotte | 36 | 5 | 5 | 10 | 6 | 10 | 0 | 0 | 0 | 37 | 13.5 | 13:56 | 51.1 | 32 | 19 |
| C | 55 | Noel Acciari | 32 | 4 | 6 | 10 | 3 | 17 | 0 | 0 | 0 | 39 | 10.3 | 13:11 | 54.4 | 37 | 24 |
| R | 59 | Egor Chinakhov | 36 | 5 | 4 | 9 | -5 | 6 | 0 | 0 | 1 | 48 | 10.4 | 10:41 | 25.0 | 33 | 11 |
| R | 13 | Kevin Hayes | 23 | 3 | 2 | 5 | -5 | 6 | 0 | 0 | 1 | 39 | 7.7 | 12:41 | 37.9 | 27 | 8 |
| C | 11 | Filip Hallander | 13 | 1 | 3 | 4 | 4 | 2 | 0 | 1 | 1 | 22 | 4.6 | 13:08 | 0.0 | 3 | 5 |
| D | 77 | Brett Kulak | 45 | 0 | 4 | 4 | -7 | 22 | 0 | 0 | 0 | 49 | 0.0 | 18:25 | 0.0 | 6 | 66 |
| R | 2 | Rutger McGroarty | 16 | 2 | 1 | 3 | -5 | 0 | 0 | 0 | 0 | 28 | 7.1 | 12:13 | 18.2 | 16 | 4 |
| D | 3 | Jack St. Ivany | 12 | 0 | 3 | 3 | 2 | 4 | 0 | 0 | 0 | 15 | 0.0 | 16:13 | 0.0 | 33 | 15 |
| D | 27 | Ryan Graves | 17 | 1 | 0 | 1 | -4 | 8 | 0 | 0 | 0 | 19 | 5.3 | 15:19 | 0.0 | 13 | 31 |
| D | 82 | Caleb Jones | 7 | 0 | 1 | 1 | 1 | 0 | 0 | 0 | 0 | 5 | 0.0 | 17:10 | 0.0 | 10 | 15 |
| D | 75 | Connor Clifton | 17 | 0 | 0 | 0 | -3 | 22 | 0 | 0 | 0 | 13 | 0.0 | 15:42 | 0.0 | 72 | 27 |

| # | Goaltender | GP | Min | GAA | W | L | OT | SO | GA | SVS | SV% | G | A | PIM |
|----|----------------|----|------|------|----|----|----|----|----|-----|------|---|---|-----|
| 74 | Stuart Skinner | 30 | 1727 | 2.71 | 14 | 12 | 4 | 2 | 78 | 651 | .893 | 0 | 0 | 0 |
| 37 | Arturs Silovs | 21 | 1215 | 3.06 | 8 | 6 | 7 | 1 | 62 | 504 | .892 | 0 | 2 | 2 |

Philadelphia Flyers: Season Statistics

| Pos | # | Skater | GP | G | A | P | +/- | PIM | PP | SH | GW | S | % | TOI/g | FO% | Hits | Blks |
|-----|----|---------------------|----|----|----|-----------|-----|-----|----|----|----|-----|------|-------|-------|------|------|
| C | 46 | Trevor Zegras | 44 | 17 | 24 | 41 | -1 | 32 | 6 | 0 | 2 | 95 | 17.9 | 18:46 | 37.0 | 15 | 12 |
| R | 11 | Travis Konecny | 43 | 14 | 24 | 38 | 13 | 39 | 1 | 0 | 1 | 97 | 14.4 | 18:50 | 27.0 | 56 | 23 |
| C | 22 | Christian Dvorak | 43 | 10 | 19 | 29 | 8 | 12 | 0 | 0 | 1 | 86 | 11.6 | 17:26 | 53.9 | 18 | 23 |
| R | 74 | Owen Tippett | 44 | 14 | 12 | 26 | -4 | 20 | 2 | 1 | 0 | 109 | 12.8 | 16:28 | 30.8 | 84 | 23 |
| L | 27 | Noah Cates | 44 | 10 | 14 | 24 | 14 | 27 | 2 | 0 | 3 | 74 | 13.5 | 16:33 | 43.0 | 42 | 33 |
| C | 14 | Sean Couturier | 43 | 5 | 19 | 24 | -3 | 18 | 0 | 0 | 1 | 69 | 7.2 | 17:23 | 55.0 | 43 | 27 |
| R | 39 | Matvei Michkov | 43 | 9 | 14 | 23 | -6 | 38 | 1 | 0 | 0 | 84 | 10.7 | 14:39 | 0.0 | 17 | 12 |
| R | 10 | Bobby Brink | 41 | 11 | 9 | 20 | -1 | 20 | 2 | 0 | 3 | 71 | 15.5 | 15:07 | 31.6 | 52 | 23 |
| D | 6 | Travis Sanheim | 44 | 5 | 14 | 19 | 3 | 14 | 1 | 0 | 1 | 57 | 8.8 | 24:21 | 0.0 | 25 | 84 |
| D | 8 | Cam York | 37 | 3 | 15 | 18 | 3 | 14 | 1 | 0 | 1 | 48 | 6.2 | 22:55 | 0.0 | 4 | 71 |
| D | 9 | Jamie Drysdale | 41 | 3 | 15 | 18 | 1 | 22 | 0 | 0 | 1 | 45 | 6.7 | 21:11 | 0.0 | 10 | 41 |
| R | 71 | Tyson Foerster | 21 | 10 | 3 | 13 | 7 | 18 | 3 | 0 | 2 | 41 | 24.4 | 17:26 | 50.0 | 20 | 18 |
| R | 29 | Nikita Grebenkin | 32 | 3 | 7 | 10 | -3 | 38 | 0 | 0 | 0 | 20 | 15.0 | 10:53 | 66.7 | 56 | 9 |
| D | 36 | Emil Andrae | 33 | 1 | 9 | 10 | 13 | 12 | 0 | 0 | 0 | 26 | 3.8 | 17:22 | 0.0 | 36 | 30 |
| C | 18 | Rodrigo Abols | 39 | 2 | 7 | 9 | 0 | 22 | 0 | 1 | 0 | 42 | 4.8 | 10:46 | 52.6 | 47 | 23 |
| R | 91 | Carl Grundstrom | 18 | 7 | 1 | 8 | 5 | 8 | 0 | 0 | 1 | 25 | 28.0 | 13:01 | 33.3 | 52 | 12 |
| D | 47 | Noah Juulsen | 31 | 1 | 5 | 6 | 2 | 8 | 0 | 0 | 0 | 20 | 5.0 | 13:51 | 0.0 | 65 | 26 |
| D | 24 | Nick Seeler | 44 | 1 | 5 | 6 | -5 | 19 | 0 | 0 | 0 | 57 | 1.8 | 19:00 | 0.0 | 77 | 87 |
| C | 52 | Denver Barkey | 11 | 1 | 2 | 3 | -3 | 4 | 0 | 0 | 0 | 11 | 9.1 | 13:39 | 28.6 | 10 | 7 |
| D | 55 | Rasmus Ristolainen | 13 | 0 | 3 | 3 | -3 | 4 | 0 | 0 | 0 | 24 | 0.0 | 20:59 | 0.0 | 16 | 24 |
| R | 19 | Garnet Hathaway | 38 | 1 | 0 | 1 | -5 | 46 | 0 | 0 | 0 | 19 | 5.3 | 10:14 | 83.3 | 147 | 26 |
| D | 13 | Adam Ginning | 5 | 0 | 0 | 0 | 0 | 0 | 0 | 0 | 0 | 2 | 0.0 | 15:20 | 0.0 | 4 | 5 |
| L | 44 | Nicolas Deslauriers | 17 | 0 | 0 | 0 | -2 | 24 | 0 | 0 | 0 | 7 | 0.0 | 08:18 | 100.0 | 59 | 5 |

| # | Goaltender | GP | Min | GAA | W | L | OT | SO | GA | SVS | SV% | G | A | PIM |
|----|---------------|----|------|------|----|---|----|----|----|-----|------|---|---|-----|
| 80 | Dan Vladar | 27 | 1614 | 2.42 | 16 | 7 | 4 | 0 | 65 | 635 | .907 | 0 | 0 | 2 |
| 33 | Samuel Ersson | 16 | 992 | 3.33 | 6 | 6 | 4 | 0 | 55 | 331 | .858 | 0 | 0 | 0 |



Philadelphia Flyers @ Pittsburgh Penguins

Team Records

| | Philadelphia Flyers | Pittsburgh Penguins |
|---------------------------------------|-----------------------------|------------------------------|
| Last game: | Monday vs TAMPA BAY (5-1 L) | Tuesday vs TAMPA BAY (2-1 O) |
| Next game: | Thursday at PITTSBURGH | Saturday vs COLUMBUS |
| Overall record/streak: | 22 - 14 - 8 / Lost 2 | 21 - 14 - 10 / OT 1 |
| Home record/streak: | 12 - 7 - 5 / Lost 2 | 10 - 7 - 6 / OT 1 |
| Road record/streak: | 10 - 7 - 3 / Won 1 | 11 - 7 - 4 / Lost 1 |
| Last 5 Games: | 2 - 2 - 1 | 2 - 2 - 1 |
| Last 10 Games: | 5 - 4 - 1 | 6 - 3 - 1 |
| 1-Goal Games: | 7 - 4 - 8 | 6 - 5 - 10 |
| 2-Goal Games: | 4 - 1 | 4 - 2 |
| 3-Goal Games: | 11 - 9 | 11 - 7 |
| Scoring first: | 8 - 3 - 3 | 17 - 3 - 6 |
| Opponent scoring first: | 14 - 11 - 5 | 4 - 11 - 4 |
| Leading after 1 period: | 9 - 0 - 2 | 13 - 1 - 4 |
| Trailing after 1 period: | 5 - 8 - 4 | 3 - 11 - 1 |
| Tied after 1 period: | 8 - 6 - 2 | 5 - 2 - 5 |
| Leading after 2 periods: | 15 - 0 - 2 | 14 - 2 - 4 |
| Trailing after 2 periods: | 4 - 13 - 3 | 2 - 10 - 1 |
| Tied after 2 periods: | 3 - 1 - 3 | 5 - 2 - 5 |
| OT Record - This Season: | 7 - 8 | 4 - 10 |
| OT Record - Franchise: | 233 - 274 - 220 | 278 - 240 - 176 |
| Shootout Record - This Season: | 5 - 3 | 1 - 6 |
| Shootout Record - Franchise: | 71 - 106 | 91 - 77 |
| Outshooting opponent: | 12 - 5 - 2 | 9 - 10 - 5 |
| Outshot by opponent: | 9 - 8 - 5 | 9 - 4 - 5 |
| Even shots: | 1 - 1 - 1 | 3 - 0 - 0 |
| vs. Atlantic: | 5 - 7 - 2 | 6 - 7 - 1 |
| vs. Metropolitan: | 5 - 1 - 4 | 8 - 1 - 3 |
| vs. EASTERN CONFERENCE: | 10 - 8 - 6 | 14 - 8 - 4 |
| vs. Central: | 6 - 3 - 0 | 4 - 2 - 3 |
| vs. Pacific: | 6 - 3 - 2 | 3 - 4 - 3 |
| vs. WESTERN CONFERENCE: | 12 - 6 - 2 | 7 - 6 - 6 |

Month-by-Month Record

| | Philadelphia Flyers | | Pittsburgh Penguins | |
|------------------|---------------------|--------|---------------------|--------|
| | W-L-OT | Points | W-L-OT | Points |
| October: | 6-3-1 | 13 | 8-2-2 | 18 |
| November: | 8-4-2 | 18 | 4-5-3 | 11 |
| December: | 6-5-4 | 16 | 5-5-4 | 14 |
| January: | 2-2-1 | 5 | 4-2-1 | 9 |
| Totals: | 22-14-8 | 52 | 21-14-10 | 52 |



Philadelphia Flyers @ Pittsburgh Penguins

Situations

| Goals by Period | | | | | | |
|----------------------|----|----|----|----|-----|------|
| | 1 | 2 | 3 | OT | T | Avg |
| Philadelphia Flyers: | 37 | 48 | 41 | 2 | 128 | 2.91 |
| Opponents: | 37 | 49 | 38 | 5 | 129 | 2.93 |
| Pittsburgh Penguins: | 46 | 43 | 48 | 3 | 140 | 3.11 |
| Opponents: | 38 | 42 | 47 | 4 | 131 | 2.91 |

| Shots by Period | | | | | | |
|----------------------|-----|-----|-----|----|------|------|
| | 1 | 2 | 3 | OT | T | Avg |
| Philadelphia Flyers: | 333 | 431 | 356 | 23 | 1143 | 26.0 |
| Opponents: | 338 | 410 | 343 | 30 | 1121 | 25.5 |
| Pittsburgh Penguins: | 416 | 428 | 422 | 31 | 1297 | 28.8 |
| Opponents: | 379 | 405 | 436 | 21 | 1241 | 27.6 |

| Power Play | | | | | | |
|------------|--|-----|-----------------|--|-----|----------------|
| | Philadelphia Flyers | | | Pittsburgh Penguins | | |
| | G | Att | % | G | Att | % |
| Overall: | 19 | 124 | 15.3 (31st NHL) | 34 | 122 | 27.9 (3rd NHL) |
| Home: | 12 | 74 | 16.2 (26th NHL) | 21 | 75 | 28.0 (3rd NHL) |
| Road: | 7 | 50 | 14.0 (30th NHL) | 13 | 47 | 27.7 (4th NHL) |
| | 3 SHORTHANDED GOALS ALLOWED (13th NHL) | | | 5 SHORTHANDED GOALS ALLOWED (23rd NHL) | | |

| Penalty Kill | | | | | | |
|--------------|---------------------------------------|-----|-----------------|---------------------------------------|-----|-----------------|
| | Philadelphia Flyers | | | Pittsburgh Penguins | | |
| | G | Att | % | G | Att | % |
| Overall: | 27 | 134 | 79.9 (14th NHL) | 23 | 133 | 82.7 (7th NHL) |
| Home: | 15 | 67 | 77.6 (22nd NHL) | 14 | 70 | 80.0 (16th NHL) |
| Road: | 12 | 67 | 82.1 (12th NHL) | 9 | 63 | 85.7 (3rd NHL) |
| | 2 SHORTHANDED GOALS SCORED (24th NHL) | | | 1 SHORTHANDED GOALS SCORED (26th NHL) | | |

| Penalties | | | | | | |
|-----------|---------------------|-----|-----------------|---------------------|-----|----------------|
| | Philadelphia Flyers | | | Pittsburgh Penguins | | |
| | GP | Min | Avg./Rank | GP | Min | Avg./Rank |
| | 44 | 473 | 10.8 (29th NHL) | 45 | 360 | 8.0 (10th NHL) |

| Goal Situations | | | | |
|-----------------|---------------------|------------|---------------------|------------|
| | Philadelphia Flyers | | Pittsburgh Penguins | |
| | For | Against | For | Against |
| 6 on 5: | 3 | 7 | 5 | 5 |
| 6 on 4: | 1 | 0 | 1 | 0 |
| 6 on 3: | 0 | 0 | 0 | 0 |
| 5 on 5: | 89 | 85 | 86 | 90 |
| 5 on 4: | 16 | 3 | 31 | 3 |
| 5 on 3: | 2 | 0 | 1 | 0 |
| 4 on 4: | 1 | 1 | 0 | 1 |
| 4 on 3: | 0 | 0 | 1 | 0 |
| 3 on 3: | 2 | 5 | 3 | 4 |
| 3 on 4: | 0 | 0 | 0 | 0 |
| 3 on 5: | 0 | 1 | 0 | 3 |
| 3 on 6: | 0 | 0 | 0 | 0 |
| 4 on 5: | 2 | 26 | 1 | 20 |
| 4 on 6: | 1 | 0 | 0 | 0 |
| 5 on 6: | 11 | 1 | 11 | 4 |
| Empty Net: | 13 | 7 | 11 | 5 |
| Penalty Shots: | 0 | 0 | 0 | 1 |
| Total: | 128 | 129 | 140 | 131 |



Philadelphia Flyers @ Pittsburgh Penguins

Situations

Individual Leaders

| Philadelphia Flyers | | Pittsburgh Penguins | |
|---|--|---|--|
| Points: T. Ziegas (41); T. Konecny (38); C. Dvorak (29) | | S. Crosby (49); B. Rust (36); E. Karlsson (33) | |
| Goals: T. Ziegas (17); T. Konecny (14); O. Tippett (14) | | S. Crosby (24); B. Rust (16); A. Mantha (14) | |
| Assists: T. Ziegas (24); T. Konecny (24); C. Dvorak (19) | | E. Karlsson (29); S. Crosby (25); E. Malkin (22) | |
| PP Goals: T. Ziegas (6); T. Foerster (3); N. Cates (2) | | S. Crosby (9); B. Kindel (4); A. Mantha (4) | |
| SH Goals: R. Abols (1); O. Tippett (1) | | F. Hallander (1) | |
| GW Goals: B. Brink (3); N. Cates (3); T. Ziegas (2) | | B. Rust (4); S. Crosby (3); J. Brazeau (3) | |
| 3+ Goals: - | | J. Brazeau (1) | |
| PIM: G. Hathaway (46); T. Konecny (39); M. Michkov (38) | | P. Wotherspoon (32); S. Crosby (32); E. Malkin (26) | |
| Shots: O. Tippett (109); T. Konecny (97); T. Ziegas (95) | | B. Rust (110); S. Crosby (107); E. Karlsson (94) | |
| +/-: N. Cates (14); T. Konecny (13); E. Andrae (13) | | R. Shea (15); A. Mantha (8); E. Malkin (7) | |

Shootout

| Philadelphia Flyers | | | | Pittsburgh Penguins | | | |
|---------------------|-------|------|-----|---------------------|-------|-------|-----|
| Shooter | G/S | % | GDG | Shooter | G/S | % | GDG |
| Trevor Ziegas | 4 / 7 | 57.1 | 2 | Kevin Hayes | 1 / 1 | 100.0 | 0 |
| Matvei Michkov | 2 / 7 | 28.6 | 1 | Rickard Rakell | 1 / 2 | 50.0 | 1 |
| Bobby Brink | 1 / 3 | 33.3 | 1 | Evgeni Malkin | 1 / 2 | 50.0 | 0 |
| Travis Konecny | 1 / 4 | 25.0 | 1 | Egor Chinakhov | 1 / 1 | 100.0 | 0 |
| Christian Dvorak | 0 / 1 | 0.0 | 0 | Bryan Rust | 1 / 4 | 25.0 | 0 |
| | | | | Sidney Crosby | 1 / 6 | 16.7 | 0 |
| | | | | Thomas Novak | 0 / 1 | 0.0 | 0 |
| | | | | Kris Letang | 0 / 1 | 0.0 | 0 |

| Goaltender | Record | SV/SA | SV% | Goaltender | Record | SV/SA | SV% |
|---------------|--------|-------|------|----------------|--------|-------|------|
| Samuel Ersson | 4 - 2 | 12/18 | .667 | Arturs Silovs | 1 - 5 | 5/16 | .312 |
| Dan Vladar | 1 - 1 | 5/6 | .833 | Stuart Skinner | 0 - 2 | 7/11 | .636 |

Power Play

| Philadelphia Flyers | | | | Pittsburgh Penguins | | | |
|---------------------|---|---|----|---------------------|---|----|----|
| Skater | G | A | P | Skater | G | A | P |
| Trevor Ziegas | 6 | 7 | 13 | Sidney Crosby | 9 | 8 | 17 |
| Tyson Foerster | 3 | 0 | 3 | Ben Kindel | 4 | 5 | 9 |
| Bobby Brink | 2 | 2 | 4 | Anthony Mantha | 4 | 4 | 8 |
| Noah Cates | 2 | 4 | 6 | Evgeni Malkin | 3 | 11 | 14 |
| Owen Tippett | 2 | 0 | 2 | Bryan Rust | 3 | 13 | 16 |
| Cam York | 1 | 6 | 7 | Thomas Novak | 3 | 2 | 5 |
| Matvei Michkov | 1 | 4 | 5 | Rickard Rakell | 2 | 3 | 5 |
| Travis Konecny | 1 | 6 | 7 | Justin Brazeau | 2 | 1 | 3 |
| Travis Sanheim | 1 | 2 | 3 | Erik Karlsson | 2 | 11 | 13 |
| Denver Barkey | 0 | 1 | 1 | Kris Letang | 1 | 6 | 7 |
| Emil Andrae | 0 | 1 | 1 | | | | |
| Jamie Drysdale | 0 | 2 | 2 | | | | |
| Sean Couturier | 0 | 1 | 1 | | | | |
| Christian Dvorak | 0 | 1 | 1 | | | | |

Shorthanded

| Philadelphia Flyers | | | | Pittsburgh Penguins | | | |
|---------------------|---|---|---|---------------------|---|---|---|
| Skater | G | A | P | Skater | G | A | P |
| Rodrigo Abols | 1 | 1 | 2 | Filip Hallander | 1 | 0 | 1 |
| Owen Tippett | 1 | 0 | 1 | Rickard Rakell | 0 | 1 | 1 |
| Rasmus Ristolainen | 0 | 1 | 1 | Parker Wotherspoon | 0 | 1 | 1 |
| Travis Sanheim | 0 | 1 | 1 | | | | |



Philadelphia Flyers (1-1-0) @ Pittsburgh Penguins (1-0-1)

Season Series

| Pittsburgh | Penguins | Flyers | Attend | Goaltenders | W. Goal |
|--------------|----------|--------|--------|-------------------------------|---------------|
| Jan 15, 2026 | 0 | 0 | 0 | / | |
| Mar 7, 2026 | 0 | 0 | 0 | / | |
| Philadelphia | Penguins | Flyers | Attend | Goaltenders | W. Goal |
| Oct 28, 2025 | 2 | 3 | 17,245 | Samuel Ersson / Arturs Silovs | Bobby Brink |
| Dec 1, 2025 | 5 | 1 | 17,338 | Tristan Jarry / Dan Vladar | Sidney Crosby |

Flyers Head-to-Head Stats

| Skater | GP | G | A | P | +/- | PIM | PP | SH | GW | OT | S | S% | TOI/G |
|---------------------|----|----|---|---|-----|------|------|----|----|----|----|-------|-------|
| Bobby Brink | 2 | 1 | 1 | 2 | -1 | 2 | 1 | 0 | 0 | 0 | 7 | 14.3 | 16:37 |
| Travis Konecny | 2 | 1 | 1 | 2 | 0 | 0 | 0 | 0 | 0 | 0 | 7 | 14.3 | 18:24 |
| Trevor Zegras | 2 | 0 | 2 | 2 | -1 | 12 | 0 | 0 | 0 | 0 | 8 | 0.0 | 19:15 |
| Tyson Foerster | 2 | 1 | 0 | 1 | 0 | 10 | 1 | 0 | 0 | 0 | 4 | 25.0 | 14:35 |
| Noah Cates | 2 | 0 | 1 | 1 | 0 | 0 | 0 | 0 | 0 | 0 | 1 | 0.0 | 18:47 |
| Sean Couturier | 2 | 0 | 1 | 1 | -1 | 2 | 0 | 0 | 0 | 0 | 3 | 0.0 | 17:09 |
| Emil Andrae | 1 | 0 | 0 | 0 | -1 | 2 | 0 | 0 | 0 | 0 | 1 | 0.0 | 19:23 |
| Nicolas Deslauriers | 1 | 0 | 0 | 0 | 0 | 0 | 0 | 0 | 0 | 0 | 1 | 0.0 | 9:22 |
| Nikita Grebenkin | 1 | 0 | 0 | 0 | 0 | 0 | 0 | 0 | 0 | 0 | 1 | 0.0 | 12:40 |
| Egor Zamula | 1 | 0 | 0 | 0 | -1 | 0 | 0 | 0 | 0 | 0 | 0 | 0.0 | 11:54 |
| Rodrigo Abols | 2 | 0 | 0 | 0 | -1 | 2 | 0 | 0 | 0 | 0 | 1 | 0.0 | 11:06 |
| Jamie Drysdale | 2 | 0 | 0 | 0 | 0 | 10 | 0 | 0 | 0 | 0 | 2 | 0.0 | 20:25 |
| Christian Dvorak | 2 | 0 | 0 | 0 | -1 | 0 | 0 | 0 | 0 | 0 | 1 | 0.0 | 14:15 |
| Garnet Hathaway | 2 | 0 | 0 | 0 | 0 | 2 | 0 | 0 | 0 | 0 | 2 | 0.0 | 10:17 |
| Noah Juulsen | 2 | 0 | 0 | 0 | -1 | 0 | 0 | 0 | 0 | 0 | 3 | 0.0 | 14:37 |
| Matvei Michkov | 2 | 0 | 0 | 0 | -2 | 2 | 0 | 0 | 0 | 0 | 7 | 0.0 | 15:53 |
| Travis Sanheim | 2 | 0 | 0 | 0 | -1 | 0 | 0 | 0 | 0 | 0 | 1 | 0.0 | 25:09 |
| Nick Seeler | 2 | 0 | 0 | 0 | -1 | 0 | 0 | 0 | 0 | 0 | 6 | 0.0 | 19:16 |
| Owen Tippett | 2 | 0 | 0 | 0 | -2 | 10 | 0 | 0 | 0 | 0 | 5 | 0.0 | 17:48 |
| Cam York | 2 | 0 | 0 | 0 | -1 | 2 | 0 | 0 | 0 | 0 | 2 | 0.0 | 23:16 |
| Goaltender | GP | GS | W | L | OT | GAA | SV% | SA | SV | GA | SO | TOI | |
| Samuel Ersson | 1 | 1 | 1 | 0 | 0 | 1.85 | .923 | 26 | 24 | 2 | 0 | 64:44 | |
| Dan Vladar | 1 | 1 | 0 | 1 | 0 | 5.00 | .815 | 27 | 22 | 5 | 0 | 60:00 | |

| | | | |
|-------------------|----------------|---------------------|---------------|
| Power Play | 2 - 11 (18.2%) | Penalty Kill | 3 - 8 (62.5%) |
|-------------------|----------------|---------------------|---------------|

Penguins Head-to-Head Stats

| Skater | GP | G | A | P | +/- | PIM | PP | SH | GW | OT | S | S% | TOI/G |
|--------------------|----|----|---|---|-----|------|------|----|----|----|----|-------|-------|
| Bryan Rust | 2 | 1 | 3 | 4 | 3 | 0 | 1 | 0 | 0 | 0 | 3 | 33.3 | 21:19 |
| Sidney Crosby | 2 | 3 | 0 | 3 | 3 | 12 | 1 | 0 | 1 | 0 | 9 | 33.3 | 20:44 |
| Erik Karlsson | 2 | 0 | 2 | 2 | 2 | 2 | 0 | 0 | 0 | 0 | 7 | 0.0 | 26:28 |
| Evgeni Malkin | 2 | 0 | 2 | 2 | 1 | 4 | 0 | 0 | 0 | 0 | 5 | 0.0 | 18:16 |
| Anthony Mantha | 2 | 0 | 2 | 2 | 2 | 2 | 0 | 0 | 0 | 0 | 2 | 0.0 | 16:01 |
| Justin Brazeau | 1 | 1 | 0 | 1 | 0 | 0 | 0 | 0 | 0 | 0 | 3 | 33.3 | 15:02 |
| Kevin Hayes | 1 | 1 | 0 | 1 | 1 | 0 | 0 | 0 | 0 | 0 | 1 | 100.0 | 13:36 |
| Thomas Novak | 2 | 1 | 0 | 1 | 0 | 0 | 1 | 0 | 0 | 0 | 2 | 50.0 | 11:47 |
| Mathew Dumba | 1 | 0 | 1 | 1 | 2 | 4 | 0 | 0 | 0 | 0 | 0 | 0.0 | 14:33 |
| Filip Hallander | 1 | 0 | 1 | 1 | 1 | 0 | 0 | 0 | 0 | 0 | 2 | 0.0 | 15:46 |
| Kris Letang | 2 | 0 | 1 | 1 | -1 | 2 | 0 | 0 | 0 | 0 | 4 | 0.0 | 20:37 |
| Parker Wotherspoon | 2 | 0 | 1 | 1 | 1 | 10 | 0 | 0 | 0 | 0 | 0 | 0.0 | 22:11 |
| Noel Acciari | 1 | 0 | 0 | 0 | 0 | 10 | 0 | 0 | 0 | 0 | 0 | 0.0 | 13:10 |
| Connor Clifton | 1 | 0 | 0 | 0 | 1 | 2 | 0 | 0 | 0 | 0 | 1 | 0.0 | 17:55 |
| Ryan Graves | 1 | 0 | 0 | 0 | 1 | 0 | 0 | 0 | 0 | 0 | 2 | 0.0 | 16:48 |
| Bokondji Imama | 1 | 0 | 0 | 0 | 0 | 0 | 0 | 0 | 0 | 0 | 2 | 0.0 | 9:39 |
| Rutger McGroarty | 1 | 0 | 0 | 0 | 0 | 0 | 0 | 0 | 0 | 0 | 2 | 0.0 | 12:31 |
| Owen Pickering | 1 | 0 | 0 | 0 | 1 | 0 | 0 | 0 | 0 | 0 | 0 | 0.0 | 13:12 |
| Connor Dewar | 2 | 0 | 0 | 0 | 0 | 0 | 0 | 0 | 0 | 0 | 2 | 0.0 | 12:17 |
| Ben Kindel | 2 | 0 | 0 | 0 | -1 | 0 | 0 | 0 | 0 | 0 | 4 | 0.0 | 14:57 |
| Ville Koivunen | 2 | 0 | 0 | 0 | -1 | 2 | 0 | 0 | 0 | 0 | 1 | 0.0 | 12:49 |
| Blake Lizotte | 2 | 0 | 0 | 0 | 0 | 2 | 0 | 0 | 0 | 0 | 0 | 0.0 | 13:17 |
| Ryan Shea | 2 | 0 | 0 | 0 | -1 | 10 | 0 | 0 | 0 | 0 | 1 | 0.0 | 18:37 |
| Goaltender | GP | GS | W | L | OT | GAA | SV% | SA | SV | GA | SO | TOI | |
| Tristan Jarry | 1 | 1 | 1 | 0 | 0 | 1.00 | .966 | 29 | 28 | 1 | 0 | 60:00 | |
| Arturs Silovs | 1 | 1 | 0 | 0 | 1 | 1.85 | .941 | 34 | 32 | 2 | 0 | 65:00 | |

| | | | |
|-------------------|---------------|---------------------|----------------|
| Power Play | 3 - 8 (37.5%) | Penalty Kill | 2 - 11 (81.8%) |
|-------------------|---------------|---------------------|----------------|



Philadelphia Flyers @ Pittsburgh Penguins

Career vs. Opponent

| Penguins Career vs. Opponent Stats | | | | | | | | | | | | | |
|------------------------------------|----|----|----|-----|-----|------|------|-----|-----|----|-----|--------|-------|
| Skater | GP | G | A | P | +/- | PIM | PP | SH | GW | OT | S | S% | TOI/G |
| Noel Acciari | 17 | 1 | 1 | 2 | -6 | 12 | 0 | 0 | 0 | 0 | 12 | 8.3 | 12:35 |
| Justin Brazeau | 6 | 3 | 1 | 4 | 3 | 0 | 0 | 0 | 0 | 0 | 13 | 23.1 | 14:17 |
| Egor Chinakhov | 5 | 0 | 1 | 1 | -2 | 2 | 0 | 0 | 0 | 0 | 6 | 0.0 | 13:53 |
| Connor Clifton | 19 | 0 | 5 | 5 | 2 | 11 | 0 | 0 | 0 | 0 | 21 | 0.0 | 18:41 |
| Sidney Crosby | 92 | 59 | 78 | 137 | 18 | 60 | 19 | 0 | 9 | 3 | 321 | 18.4 | 20:33 |
| Connor Dewar | 11 | 0 | 2 | 2 | 1 | 5 | 0 | 0 | 0 | 0 | 10 | 0.0 | 11:00 |
| Ryan Graves | 16 | 0 | 3 | 3 | 2 | 6 | 0 | 0 | 0 | 0 | 17 | 0.0 | 17:41 |
| Kevin Hayes | 24 | 6 | 4 | 10 | 5 | 2 | 0 | 0 | 1 | 0 | 53 | 11.3 | 15:00 |
| Ben Kindel | 2 | 0 | 0 | 0 | -1 | 0 | 0 | 0 | 0 | 0 | 4 | 0.0 | 14:57 |
| Brett Kulak | 17 | 1 | 3 | 4 | 0 | 8 | 0 | 0 | 0 | 0 | 23 | 4.3 | 15:44 |
| Kris Letang | 73 | 12 | 43 | 55 | 32 | 51 | 2 | 1 | 4 | 2 | 174 | 6.9 | 23:22 |
| Blake Lizotte | 13 | 2 | 2 | 4 | 0 | 8 | 1 | 0 | 0 | 0 | 13 | 15.4 | 13:13 |
| Evgeni Malkin | 79 | 32 | 65 | 97 | 4 | 140 | 8 | 1 | 4 | 1 | 244 | 13.1 | 19:13 |
| Anthony Mantha | 20 | 5 | 12 | 17 | 7 | 9 | 1 | 0 | 0 | 0 | 49 | 10.2 | 16:13 |
| Thomas Novak | 5 | 1 | 1 | 2 | 0 | 0 | 1 | 0 | 0 | 0 | 6 | 16.7 | 13:43 |
| Rickard Rakell | 20 | 10 | 7 | 17 | 3 | 4 | 4 | 0 | 1 | 0 | 50 | 20.0 | 18:04 |
| Bryan Rust | 37 | 12 | 17 | 29 | 2 | 10 | 5 | 0 | 3 | 1 | 90 | 13.3 | 17:14 |
| Ryan Shea | 7 | 0 | 1 | 1 | 1 | 10 | 0 | 0 | 0 | 0 | 4 | 0.0 | 17:32 |
| Jack St. Iivary | - | - | - | - | - | - | - | - | - | - | - | - | - |
| Parker Wotherspoon | 5 | 0 | 2 | 2 | 2 | 10 | 0 | 0 | 0 | 0 | 2 | 0.0 | 19:02 |
| Goaltender | GP | GS | W | L | OT | GAA | SV% | SA | SV | GA | SO | TOI | |
| Arturs Silovs | 2 | 2 | 1 | 0 | 1 | 1.92 | .944 | 71 | 67 | 4 | 0 | 125:00 | |
| Stuart Skinner | 6 | 6 | 4 | 1 | 1 | 2.30 | .923 | 181 | 167 | 14 | 0 | 364:33 | |

| Flyers Career vs. Opponent Stats | | | | | | | | | | | | | |
|----------------------------------|----|----|----|----|-----|------|------|-----|-----|----|-----|--------|-------|
| Skater | GP | G | A | P | +/- | PIM | PP | SH | GW | OT | S | S% | TOI/G |
| Rodrigo Abols | 3 | 0 | 0 | 0 | -1 | 2 | 0 | 0 | 0 | 0 | 1 | 0.0 | 11:20 |
| Emil Andrae | 2 | 0 | 0 | 0 | -1 | 2 | 0 | 0 | 0 | 0 | 1 | 0.0 | 18:10 |
| Denver Barkey | - | - | - | - | - | - | - | - | - | - | - | - | - |
| Bobby Brink | 10 | 2 | 6 | 8 | 4 | 2 | 1 | 0 | 0 | 0 | 21 | 9.5 | 15:15 |
| Noah Cates | 11 | 6 | 4 | 10 | 2 | 2 | 1 | 0 | 2 | 0 | 18 | 33.3 | 16:45 |
| Sean Couturier | 56 | 10 | 25 | 35 | 6 | 18 | 1 | 0 | 3 | 2 | 120 | 8.3 | 18:33 |
| Nicolas Deslauriers | 23 | 3 | 1 | 4 | 0 | 11 | 0 | 0 | 0 | 0 | 23 | 13.0 | 9:42 |
| Christian Dvorak | 16 | 2 | 3 | 5 | 1 | 0 | 0 | 0 | 0 | 0 | 20 | 10.0 | 15:30 |
| Adam Ginning | - | - | - | - | - | - | - | - | - | - | - | - | - |
| Nikita Grebenkin | 1 | 0 | 0 | 0 | 0 | 0 | 0 | 0 | 0 | 0 | 1 | 0.0 | 12:40 |
| Carl Grundstrom | 3 | 2 | 0 | 2 | -1 | 0 | 1 | 1 | 0 | 0 | 7 | 28.6 | 12:41 |
| Garnet Hathaway | 32 | 2 | 2 | 4 | -9 | 20 | 0 | 0 | 1 | 0 | 38 | 5.3 | 10:40 |
| Noah Juulsen | 9 | 0 | 0 | 0 | -2 | 0 | 0 | 0 | 0 | 0 | 13 | 0.0 | 17:08 |
| Travis Konecny | 35 | 13 | 17 | 30 | 6 | 14 | 2 | 0 | 1 | 0 | 101 | 12.9 | 17:23 |
| Matvei Michkov | 6 | 2 | 3 | 5 | -4 | 4 | 1 | 0 | 0 | 0 | 24 | 8.3 | 15:25 |
| Rasmus Ristolainen | 36 | 1 | 12 | 13 | -23 | 25 | 0 | 0 | 0 | 0 | 74 | 1.4 | 21:59 |
| Travis Sanheim | 33 | 2 | 8 | 10 | -3 | 12 | 0 | 0 | 0 | 0 | 47 | 4.3 | 21:43 |
| Nick Seeler | 16 | 1 | 2 | 3 | -1 | 8 | 0 | 0 | 0 | 0 | 25 | 4.0 | 16:51 |
| Owen Tippett | 16 | 4 | 4 | 8 | -6 | 12 | 1 | 0 | 0 | 0 | 52 | 7.7 | 15:34 |
| Cam York | 13 | 1 | 4 | 5 | -2 | 18 | 0 | 0 | 0 | 0 | 12 | 8.3 | 22:49 |
| Trevor Zegras | 10 | 2 | 5 | 7 | -6 | 12 | 1 | 0 | 0 | 0 | 27 | 7.4 | 17:36 |
| Goaltender | GP | GS | W | L | OT | GAA | SV% | SA | SV | GA | SO | TOI | |
| Samuel Ersson | 7 | 7 | 4 | 2 | 1 | 3.09 | .886 | 184 | 163 | 21 | 0 | 408:14 | |
| Dan Vladar | 5 | 5 | 1 | 3 | 1 | 3.17 | .904 | 166 | 150 | 16 | 0 | 302:34 | |



Philadelphia Flyers @ Pittsburgh Penguins

Career vs. Opposing Goaltenders

Penguins Career vs. Opposing Goaltenders Stats

| Skater | GP | vs. Samuel Ersson (#33) | | | G | Shootout | |
|--------------------|----|-------------------------|----|------|---|----------|-------|
| | | G | S | S% | | S | S% |
| Noel Acciari | 5 | 0 | 3 | 0.0 | - | - | - |
| Justin Brazeau | 4 | 2 | 6 | 33.3 | - | - | - |
| Egor Chinakhov | 2 | 0 | 1 | 0.0 | - | - | - |
| Connor Clifton | 3 | 0 | 2 | 0.0 | - | - | - |
| Sidney Crosby | 6 | 1 | 15 | 6.7 | 0 | 1 | 0.0 |
| Connor Dewar | 3 | 0 | 4 | 0.0 | - | - | - |
| Ryan Graves | 5 | 0 | 4 | 0.0 | - | - | - |
| Kevin Hayes | 4 | 1 | 12 | 8.3 | - | - | - |
| Ben Kindel | 1 | 0 | 2 | 0.0 | - | - | - |
| Brett Kulak | 2 | 0 | 1 | 0.0 | - | - | - |
| Kris Letang | 7 | 1 | 11 | 9.1 | - | - | - |
| Blake Lizotte | 6 | 0 | 3 | 0.0 | - | - | - |
| Evgeni Malkin | 6 | 2 | 12 | 16.7 | 1 | 1 | 100.0 |
| Anthony Mantha | 3 | 1 | 2 | 50.0 | 0 | 1 | 0.0 |
| Thomas Novak | 3 | 0 | 4 | 0.0 | - | - | - |
| Rickard Rakell | 5 | 3 | 13 | 23.1 | - | - | - |
| Bryan Rust | 6 | 2 | 14 | 14.3 | 0 | 2 | 0.0 |
| Ryan Shea | 5 | 0 | 1 | 0.0 | - | - | - |
| Jack St. Ivany | - | - | - | - | - | - | - |
| Parker Wotherspoon | 3 | 0 | 0 | - | - | - | - |

| Skater | GP | vs. Dan Vladar (#80) | | | G | Shootout | |
|--------------------|----|----------------------|----|------|---|----------|-------|
| | | G | S | S% | | S | S% |
| Noel Acciari | 2 | 0 | 2 | 0.0 | - | - | - |
| Justin Brazeau | - | - | - | - | - | - | - |
| Egor Chinakhov | 1 | 0 | 0 | - | - | - | - |
| Connor Clifton | 5 | 1 | 4 | 25.0 | - | - | - |
| Sidney Crosby | 5 | 2 | 15 | 13.3 | 1 | 1 | 100.0 |
| Connor Dewar | 4 | 0 | 5 | 0.0 | - | - | - |
| Ryan Graves | 2 | 0 | 2 | 0.0 | - | - | - |
| Kevin Hayes | 3 | 1 | 3 | 33.3 | - | - | - |
| Ben Kindel | 1 | 0 | 2 | 0.0 | - | - | - |
| Brett Kulak | 6 | 0 | 5 | 0.0 | - | - | - |
| Kris Letang | 5 | 1 | 15 | 6.7 | - | - | - |
| Blake Lizotte | 4 | 2 | 4 | 50.0 | - | - | - |
| Evgeni Malkin | 4 | 0 | 8 | 0.0 | 1 | 1 | 100.0 |
| Anthony Mantha | 4 | 1 | 5 | 20.0 | - | - | - |
| Thomas Novak | 3 | 2 | 5 | 40.0 | - | - | - |
| Rickard Rakell | 3 | 2 | 9 | 22.2 | 1 | 1 | 100.0 |
| Bryan Rust | 5 | 1 | 12 | 8.3 | - | - | - |
| Ryan Shea | 2 | 0 | 2 | 0.0 | - | - | - |
| Jack St. Ivany | - | - | - | - | - | - | - |
| Parker Wotherspoon | 1 | 0 | 0 | - | - | - | - |

Flyers Career vs. Opposing Goaltenders Stats

| Skater | GP | vs. Arturs Silovs (#37) | | | G | Shootout | |
|---------------------|----|-------------------------|----|------|---|----------|-------|
| | | G | S | S% | | S | S% |
| Rodrigo Abols | 1 | 0 | 1 | 0.0 | - | - | - |
| Emil Andrae | - | - | - | - | - | - | - |
| Denver Barkey | - | - | - | - | - | - | - |
| Bobby Brink | 1 | 1 | 3 | 33.3 | 1 | 1 | 100.0 |
| Noah Cates | 2 | 0 | 3 | 0.0 | - | - | - |
| Sean Couturier | 1 | 0 | 2 | 0.0 | - | - | - |
| Nicolas Deslauriers | 2 | 0 | 2 | 0.0 | - | - | - |
| Christian Dvorak | 1 | 0 | 0 | - | - | - | - |
| Adam Ginning | - | - | - | - | - | - | - |
| Nikita Grebenkin | - | - | - | - | - | - | - |
| Carl Grundstrom | - | - | - | - | - | - | - |
| Garnet Hathaway | 2 | 0 | 1 | 0.0 | - | - | - |
| Noah Juulsen | 1 | 0 | 2 | 0.0 | - | - | - |
| Travis Konecny | 2 | 1 | 12 | 8.3 | 0 | 1 | 0.0 |
| Matvei Michkov | 1 | 0 | 3 | 0.0 | 1 | 1 | 100.0 |
| Rasmus Ristolainen | 1 | 0 | 1 | 0.0 | - | - | - |
| Travis Sanheim | 2 | 0 | 2 | 0.0 | - | - | - |
| Nick Seeler | 2 | 0 | 7 | 0.0 | - | - | - |
| Owen Tippett | 2 | 0 | 7 | 0.0 | - | - | - |
| Cam York | 2 | 0 | 0 | - | - | - | - |
| Trevor Zegras | 2 | 0 | 5 | 0.0 | - | - | - |

| Skater | GP | vs. Stuart Skinner (#74) | | | G | Shootout | |
|---------------------|----|--------------------------|----|------|---|----------|-----|
| | | G | S | S% | | S | S% |
| Rodrigo Abols | 1 | 0 | 1 | 0.0 | - | - | - |
| Emil Andrae | 1 | 0 | 2 | 0.0 | - | - | - |
| Denver Barkey | - | - | - | - | - | - | - |
| Bobby Brink | 4 | 1 | 4 | 25.0 | - | - | - |
| Noah Cates | 4 | 1 | 7 | 14.3 | - | - | - |
| Sean Couturier | 4 | 1 | 8 | 12.5 | - | - | - |
| Nicolas Deslauriers | 3 | 0 | 2 | 0.0 | - | - | - |
| Christian Dvorak | 4 | 1 | 9 | 11.1 | - | - | - |
| Adam Ginning | - | - | - | - | - | - | - |
| Nikita Grebenkin | - | - | - | - | - | - | - |
| Carl Grundstrom | 6 | 0 | 8 | 0.0 | 0 | 1 | 0.0 |
| Garnet Hathaway | 8 | 0 | 10 | 0.0 | - | - | - |
| Noah Juulsen | 4 | 0 | 1 | 0.0 | - | - | - |
| Travis Konecny | 5 | 1 | 17 | 5.9 | 0 | 1 | 0.0 |
| Matvei Michkov | 3 | 4 | 10 | 40.0 | - | - | - |
| Rasmus Ristolainen | 5 | 0 | 6 | 0.0 | - | - | - |
| Travis Sanheim | 6 | 0 | 9 | 0.0 | - | - | - |
| Nick Seeler | 5 | 0 | 6 | 0.0 | - | - | - |
| Owen Tippett | 6 | 3 | 19 | 15.8 | - | - | - |
| Cam York | 6 | 0 | 5 | 0.0 | - | - | - |
| Trevor Zegras | 3 | 0 | 1 | 0.0 | - | - | - |

Pittsburgh Penguins: Player Game By Game Summary

Skaters: Goals-Assists (Game-Winning), Shots / (+/-), TOI

Goalies: Goals Allowed/Shots, Decision, Minutes Played

| Date | Opp. | MCGROARTY # 2 | ST. IVANY # 3 | SHEA # 5 | HALLANDER # 11 | HAYES # 13 | IMAMA # 14 | KOPPANEN # 15 |
|--------|--------|------------------|------------------|----------------|-------------------|------------------|---------------|------------------|
| Oct 7 | @ NYR | INJ | DND | 0-1,0/2 22:31 | DND | INJ | MIN | MIN |
| Oct 9 | Vs NYI | INJ | DND | 0-0,1/-1 22:45 | 0-1,0/-1 12:36 | INJ | MIN | MIN |
| Oct 11 | Vs NYR | INJ | DND | 0-0,0/-1 21:28 | 0-0,3/1 12:05 | INJ | MIN | MIN |
| Oct 14 | @ ANA | INJ | DND | 0-2,2/2 20:13 | 0-0,1/0 10:40 | INJ | MIN | MIN |
| Oct 16 | @ LAK | INJ | DND | 0-1,0/0 21:25 | 1-0(W),2/1 11:01 | INJ | MIN | MIN |
| Oct 18 | @ SJS | INJ | DND | 0-0,2/1 22:03 | 0-0,0/0 12:40 | INJ | MIN | MIN |
| Oct 21 | Vs VAN | INJ | DND | 0-0,0/0 16:30 | 0-0,3/0 11:40 | INJ | MIN | MIN |
| Oct 23 | @ FLA | INJ | DND | 0-0,1/0 21:47 | 0-0,1/0 10:58 | INJ | MIN | MIN |
| Oct 25 | Vs CBJ | INJ | DND | 1-0,2/0 18:48 | 0-0,3/0 16:09 | INJ | MIN | MIN |
| Oct 27 | Vs STL | INJ | DND | 0-0,1/2 20:27 | 0-1,2/3 16:59 | INJ | MIN | MIN |
| Oct 28 | @ PHI | INJ | DND | 0-0,0/-1 17:41 | 0-1,2/1 15:46 | INJ | MIN | MIN |
| Oct 30 | @ MIN | INJ | DND | 1-1,2/2 21:54 | 0-0,1/1 14:40 | INJ | MIN | MIN |
| Nov 1 | @ WPG | INJ | DND | 0-0,0/0 20:57 | 0-0,4/0 13:13 | INJ | MIN | MIN |
| Nov 3 | @ TOR | INJ | DND | 0-1,3/0 19:41 | 0-0,0/-2 12:24 | INJ | MIN | MIN |
| Nov 6 | Vs WSH | INJ | DND | 0-0,1/0 18:17 | INJ | INJ | MIN | 0-0,1/0 11:27 |
| Nov 8 | @ NJD | INJ | DND | 0-0,3/-1 20:25 | INJ | 0-0,0/0 11:10 | MIN | 0-0,0/-1 11:36 |
| Nov 9 | Vs LAK | INJ | DND | 0-0,0/-1 18:27 | INJ | 0-0,2/0 10:13 | MIN | 0-0,0/0 10:38 |
| Nov 14 | @ NSH | INJ | DND | 0-0,0/-1 21:06 | INJ | 0-0,1/0 11:34 | MIN | 0-0,1/0 13:52 |
| Nov 16 | Vs NSH | MIN | DND | 0-0,0/3 19:30 | INJ | 0-1,2/1 13:27 | MIN | 0-1,1/3 13:27 |
| Nov 21 | Vs MIN | MIN | DND | 0-0,0/-4 18:08 | INJ | 0-0,1/-1 14:53 | MIN | 0-0,0/-1 14:15 |
| Nov 22 | Vs SEA | MIN | DND | 0-0,3/-1 18:24 | INJ | 0-0,2/0 15:32 | MIN | 0-0,0/0 10:31 |
| Nov 26 | Vs BUF | MIN | DND | 0-2,0/2 19:10 | INJ | 1-0(W),3/2 15:23 | MIN | 0-0,2/-1 13:02 |
| Nov 28 | @ CBJ | MIN | DND | 0-0,1/1 19:41 | INJ | 0-0,2/1 18:06 | MIN | 0-0,1/0 12:24 |
| Nov 29 | Vs TOR | MIN | DND | 0-0,1/0 20:19 | INJ | 0-1,3/-2 15:18 | MIN | 0-0,0/-1 13:28 |
| Dec 1 | @ PHI | 0-0,2/0 12:31 | DND | 0-0,1/0 19:33 | INJ | 1-0,1/1 13:36 | 0-0,2/0 09:39 | DND |
| Dec 4 | @ TBL | 0-0,1/-1 13:01 | DND | 0-0,0/1 20:05 | INJ | 0-0,3/-1 14:58 | 0-0,0/0 05:38 | DND |
| Dec 7 | @ DAL | 0-0,2/0 12:04 | DND | 0-0,1/1 18:42 | INJ | 0-0,4/-1 14:12 | MIN | MIN |
| Dec 9 | Vs ANA | 0-0,5/0 12:00 | DND | 0-1,0/2 18:42 | INJ | 0-0,1/0 15:38 | MIN | MIN |
| Dec 11 | Vs MTL | 0-0,3/-1 10:24 | DND | 0-0,0/-2 16:25 | INJ | 0-0,2/-1 11:53 | MIN | MIN |
| Dec 13 | Vs SJS | 1-0,4/-1 12:26 | DND | 0-0,4/1 20:37 | INJ | 1-0,2/0 09:19 | MIN | MIN |
| Dec 14 | Vs UTA | 0-1,0/1 14:11 | DND | 0-1,0/1 19:01 | INJ | 0-0,0/-2 06:46 | MIN | MIN |
| Dec 16 | Vs EDM | 0-0,0/0 11:38 | 0-0,0/0 14:52 | 0-1,1/2 17:33 | INJ | 0-0,2/1 10:42 | MIN | MIN |
| Dec 18 | @ OTT | 0-0,1/0 14:12 | 0-0,1/0 17:48 | 0-0,0/0 18:42 | INJ | 0-0,2/0 16:08 | MIN | MIN |
| Dec 20 | @ MTL | 0-0,1/0 12:32 | DNP | 0-0,1/0 17:08 | INJ | 0-0,2/0 13:44 | MIN | MIN |
| Dec 21 | Vs MTL | 0-0,4/-1 12:49 | 0-0,2/-2 12:42 | 0-0,0/-2 13:49 | INJ | 0-0,2/-1 09:26 | MIN | MIN |
| Dec 23 | @ TOR | 1-0,3/0 12:16 | 0-0,2/1 17:01 | 0-0,1/1 17:27 | INJ | 0-0,0/-1 11:54 | MIN | MIN |
| Dec 28 | @ CHI | 0-0,0/-1 12:04 | 0-2,4/2 19:45 | 0-3,0/5 19:37 | INJ | DND | MIN | MIN |
| Dec 30 | Vs CAR | 0-0,1/0 12:16 | 0-0,0/0 18:06 | 0-0,1/0 17:33 | INJ | DND | MIN | MIN |
| Jan 1 | Vs DET | 0-0,0/-1 08:44 | 0-0,1/1 15:47 | 0-0,0/1 17:21 | INJ | DND | MIN | MIN |
| Jan 3 | @ DET | 0-0,1/0 12:25 | 0-0,2/0 16:38 | 0-0,0/0 18:29 | INJ | DND | MIN | MIN |
| Jan 4 | @ CBJ | DND | 0-1,2/0 15:06 | 0-0,0/0 16:14 | INJ | DND | MIN | MIN |
| Jan 8 | Vs NJD | INJ | 0-0,0/0 14:33 | 0-0,3/0 14:56 | INJ | DND | MIN | MIN |
| Jan 10 | Vs CGY | INJ | 0-0,1/0 12:20 | 0-0,0/0 14:27 | INJ | 0-0,1/-1 07:45 | MIN | MIN |
| Jan 11 | @ BOS | INJ | DND | 0-0,1/0 17:13 | INJ | 0-0,1/0 10:19 | MIN | MIN |
| Jan 13 | Vs TBL | INJ | 0-0,0/0 19:58 | 0-0,0/0 16:05 | INJ | DND | MIN | MIN |

Pittsburgh Penguins: Player Game By Game Summary

Skaters: Goals-Assists (Game-Winning), Shots / (+/-), TOI

Goalies: Goals Allowed/Shots, Decision, Minutes Played

| Date | Opp. | BRAZEAU # 16 | RUST # 17 | NOVAK # 18 | DEWAR # 19 | DUMBA # 24 | BROZ # 26 | GRAVES # 27 |
|--------|--------|------------------|-------------------|------------------|------------------|----------------|----------------|----------------|
| Oct 7 | @ NYR | 2-0(W),6/2 12:49 | DNP | 0-0,1/0 12:08 | 0-1,0/1 14:11 | DND | MIN | MIN |
| Oct 9 | Vs NYI | 1-0(W),1/0 11:22 | DNP | 0-1,2/-1 10:04 | 0-0,2/0 13:27 | DND | MIN | MIN |
| Oct 11 | Vs NYR | 0-0,1/-1 14:30 | 0-0,3/-3 18:44 | 0-0,1/1 12:59 | 0-0,2/0 12:48 | DND | MIN | MIN |
| Oct 14 | @ ANA | 1-0,2/0 14:19 | 0-1,1/2 20:32 | 0-0,2/-1 12:43 | 0-0,1/0 13:06 | 0-0,0/0 15:09 | MIN | MIN |
| Oct 16 | @ LAK | 0-0,2/0 13:56 | 0-1,5/1 21:11 | 0-0,0/0 12:38 | 1-0,2/0 12:09 | DND | MIN | MIN |
| Oct 18 | @ SJS | 0-1,0/1 13:03 | 0-0,1/1 19:28 | 0-0,1/0 10:51 | 0-0,1/0 14:01 | DND | MIN | MIN |
| Oct 21 | Vs VAN | 1-2,2/1 11:50 | 0-0,3/1 18:46 | 1-0(W),3/0 12:21 | 1-0,3/0 14:24 | DND | MIN | MIN |
| Oct 23 | @ FLA | 0-0,1/-1 15:12 | 0-1,0/1 21:43 | 0-1,0/1 10:17 | 1-0(W),2/1 11:51 | DND | MIN | MIN |
| Oct 25 | Vs CBJ | 0-1,0/0 12:49 | 1-0,3/-1 23:11 | 0-1,2/0 13:47 | 0-0,2/0 12:31 | 0-0,0/-1 14:25 | MIN | MIN |
| Oct 27 | Vs STL | 0-2,3/2 12:49 | 2-1(W),5/2 18:59 | 0-0,0/-2 10:48 | 0-0,1/0 13:56 | 0-0,1/-2 15:16 | MIN | MIN |
| Oct 28 | @ PHI | 1-0,3/0 15:02 | 0-1,1/1 23:33 | 0-0,1/0 11:08 | 0-0,2/0 11:21 | 0-1,0/2 14:33 | MIN | MIN |
| Oct 30 | @ MIN | 0-0,1/-1 14:01 | 1-1(W),2/1 16:15 | 0-1,5/1 12:42 | 0-0,6/0 14:40 | 0-0,2/0 15:45 | MIN | MIN |
| Nov 1 | @ WPG | INJ | 0-0,1/-2 20:13 | 0-0,1/0 11:32 | 0-1,1/-2 13:32 | DND | MIN | MIN |
| Nov 3 | @ TOR | INJ | 0-1,2/-3 20:26 | 0-0,0/1 14:22 | 0-0,0/0 10:58 | DND | MIN | MIN |
| Nov 6 | Vs WSH | INJ | 1-2(W),5/-1 21:36 | 0-1,1/0 13:54 | 1-0,4/0 15:21 | DND | MIN | 0-0,0/0 15:59 |
| Nov 8 | @ NJD | INJ | 0-1,3/1 20:13 | 0-0,1/0 15:01 | 0-0,2/0 15:34 | DND | MIN | 1-0,3/1 17:09 |
| Nov 9 | Vs LAK | INJ | 0-0,1/-1 21:31 | 1-0,1/0 13:09 | 0-0,2/0 14:22 | DND | MIN | 0-0,5/0 13:10 |
| Nov 14 | @ NSH | INJ | 0-0,4/-1 20:03 | 0-0,1/0 15:40 | 0-0,0/0 12:57 | 0-1,0/1 13:33 | MIN | 0-0,1/1 16:06 |
| Nov 16 | Vs NSH | INJ | 0-0,0/2 18:15 | 0-0,1/0 13:41 | 0-0,1/0 17:10 | DND | MIN | 0-0,0/0 20:06 |
| Nov 21 | Vs MIN | INJ | 0-0,3/-3 15:56 | 0-0,2/0 14:33 | 0-0,3/-2 14:49 | DND | MIN | 0-0,0/0 17:05 |
| Nov 22 | Vs SEA | INJ | 0-0,2/0 22:21 | 0-0,3/-2 17:04 | 0-1,1/1 14:50 | 0-0,1/-1 13:28 | MIN | 0-0,0/-1 12:47 |
| Nov 26 | Vs BUF | INJ | 1-0,1/1 16:26 | 0-0,0/0 13:53 | 1-0,1/1 17:13 | 1-0,1/0 16:16 | 0-0,2/-1 11:30 | 0-0,0/0 15:25 |
| Nov 28 | @ CBJ | INJ | 1-0,5/2 20:07 | 0-2,1/1 16:42 | 0-0,1/0 12:16 | 0-0,1/-1 14:14 | DND | 0-0,0/0 15:19 |
| Nov 29 | Vs TOR | INJ | 0-1,1/-2 18:54 | 0-0,2/-2 13:54 | 0-0,1/-1 13:03 | 0-0,0/-1 15:17 | DND | 0-0,2/-2 15:20 |
| Dec 1 | @ PHI | INJ | 1-2,2/2 19:05 | 1-0,1/0 12:26 | 0-0,0/0 13:12 | DND | MIN | 0-0,2/1 16:48 |
| Dec 4 | @ TBL | INJ | 0-0,2/-1 21:37 | 0-2,0/2 11:21 | 0-0,1/0 13:43 | DND | MIN | 0-0,0/0 14:40 |
| Dec 7 | @ DAL | 0-0,1/-1 14:51 | 0-0,0/1 19:09 | 1-0,1/1 17:15 | 1-0,1/0 13:39 | 0-0,1/-2 16:22 | MIN | 0-0,1/-2 15:47 |
| Dec 9 | Vs ANA | 0-0,1/0 13:46 | 0-0,6/-2 22:33 | 1-0,6/-2 18:42 | 0-1,2/1 12:51 | DND | MIN | 0-0,2/0 13:45 |
| Dec 11 | Vs MTL | 0-0,1/-1 10:11 | 1-1,5/0 25:35 | 0-1,2/0 15:24 | 0-0,0/0 13:20 | DND | MIN | 0-0,1/0 12:59 |
| Dec 13 | Vs SJS | 0-0,3/0 09:24 | 1-2,3/-3 21:45 | 0-0,2/0 12:40 | 0-1,2/-1 10:40 | DND | MIN | 0-0,2/0 14:23 |
| Dec 14 | Vs UTA | 2-0,2/1 14:12 | 1-0,2/1 20:08 | 0-0,2/0 12:13 | 0-0,1/-2 14:31 | MIN | MIN | 0-0,0/-2 13:43 |
| Dec 16 | Vs EDM | 0-0,0/0 14:23 | 1-0,6/0 23:59 | 1-1,1/1 10:29 | 0-0,1/0 11:27 | MIN | MIN | DND |
| Dec 18 | @ OTT | 0-0,3/0 14:41 | 0-0,2/-2 19:42 | 0-0,0/-1 14:44 | 0-0,1/-1 11:58 | MIN | MIN | DND |
| Dec 20 | @ MTL | 0-0,0/-1 14:28 | 0-0,3/-2 21:02 | 0-0,4/0 17:52 | 0-0,2/0 12:20 | MIN | MIN | DND |
| Dec 21 | Vs MTL | 0-0,1/0 14:27 | 0-1,2/0 21:36 | 0-0,1/0 17:41 | 0-0,1/-2 12:00 | MIN | MIN | DND |
| Dec 23 | @ TOR | 0-1,2/1 13:09 | 1-0,3/-3 19:05 | 0-0,2/1 14:53 | 0-0,1/-1 14:41 | MIN | MIN | DND |
| Dec 28 | @ CHI | 3-0,3/1 11:37 | 2-0(W),2/2 17:38 | 0-1,1/1 12:33 | 0-1,1/3 14:38 | MIN | MIN | DND |
| Dec 30 | Vs CAR | 1-1(W),3/1 13:48 | 0-2,1/1 17:04 | 1-1,2/1 14:39 | 0-0,2/0 15:44 | MIN | MIN | MIN |
| Jan 1 | Vs DET | 0-0,3/0 11:07 | 0-1,2/2 20:56 | 0-0,2/0 10:53 | 0-0,2/1 16:02 | MIN | MIN | MIN |
| Jan 3 | @ DET | 0-0,0/0 13:00 | 1-0,5/2 18:56 | 0-0,1/0 13:07 | 1-0,3/1 14:40 | MIN | MIN | MIN |
| Jan 4 | @ CBJ | 0-0,3/-1 13:07 | 0-0,4/0 22:46 | 1-0,3/-1 13:29 | 0-1,2/0 13:18 | MIN | MIN | MIN |
| Jan 8 | Vs NJD | 0-0,1/0 12:47 | 0-0,2/1 19:29 | 0-0,1/0 10:57 | 1-1(W),1/2 11:43 | MIN | MIN | MIN |
| Jan 10 | Vs CGY | 0-0,3/-1 11:05 | INJ | 0-0,0/-1 13:53 | 0-0,0/0 14:59 | MIN | MIN | MIN |
| Jan 11 | @ BOS | 0-0,4/-1 12:08 | INJ | 0-0,1/-1 11:36 | 0-0,2/0 12:38 | MIN | MIN | MIN |
| Jan 13 | Vs TBL | 0-0,0/0 09:28 | 0-0,6/0 22:14 | 0-0,3/0 15:38 | 0-0,1/0 13:06 | MIN | DND | DND |



Pittsburgh Penguins: Player Game By Game Summary

Skaters: Goals-Assists (Game-Winning), Shots / (+/-), TOI

Goalies: Goals Allowed/Shots, Decision, Minutes Played

| Date | Opp. | WOTHERSPOON # 28 | PICKERING # 38 | MANTHA # 39 | KOIVUNEN # 41 | BRUNICKE # 45 | LIZOTTE # 46 | HARVEY-PINARD # 49 |
|--------|--------|---------------------|-------------------|----------------|------------------|------------------|-----------------|-----------------------|
| Oct 7 | @ NYR | 0-0,0/0 23:15 | MIN | 0-1,3/2 15:41 | 0-0,1/0 14:31 | 0-0,1/0 15:21 | 1-0,4/1 13:55 | MIN |
| Oct 9 | Vs NYI | 0-0,1/-2 20:53 | MIN | 0-1,1/0 13:30 | 0-0,1/0 12:21 | 1-0,3/1 12:43 | 0-0,1/0 16:12 | MIN |
| Oct 11 | Vs NYR | 0-0,2/-1 20:28 | MIN | 0-0,0/-1 16:03 | MIN | 0-0,0/0 17:43 | 0-0,0/0 13:20 | MIN |
| Oct 14 | @ ANA | 0-0,0/0 21:48 | MIN | 1-0,1/1 14:04 | MIN | DND | 0-0,0/0 10:53 | MIN |
| Oct 16 | @ LAK | 0-2,1/2 19:52 | MIN | 0-0,3/-1 15:50 | DNP | 0-0,0/0 17:50 | 0-0,3/1 15:15 | MIN |
| Oct 18 | @ SJS | 0-0,2/1 20:19 | MIN | 1-0,5/1 13:53 | DNP | 0-0,0/1 17:15 | 0-0,0/0 14:25 | MIN |
| Oct 21 | Vs VAN | 0-1,0/2 22:24 | MIN | 1-1,2/1 13:33 | DNP | 0-0,1/0 16:34 | 0-0,0/0 17:15 | MIN |
| Oct 23 | @ FLA | 0-0,2/2 19:35 | MIN | 0-0,1/-1 15:28 | DNP | DND | 0-0,1/1 11:52 | MIN |
| Oct 25 | Vs CBJ | 0-1,0/-1 18:42 | MIN | 1-1,3/1 14:35 | DNP | DND | 0-0,0/0 14:21 | MIN |
| Oct 27 | Vs STL | 1-0,1/4 23:26 | MIN | 1-0,1/3 14:08 | 0-0,0/-2 11:21 | 0-0,2/-2 15:43 | 0-0,1/0 14:11 | MIN |
| Oct 28 | @ PHI | 0-0,0/0 23:35 | 0-0,0/1 13:12 | 0-1,1/1 18:50 | 0-0,0/-1 11:38 | DND | 0-0,0/0 14:08 | MIN |
| Oct 30 | @ MIN | 0-0,1/0 24:17 | 0-0,0/0 13:23 | 1-0,2/0 15:32 | 0-0,1/1 12:15 | DND | 0-0,1/-1 15:15 | MIN |
| Nov 1 | @ WPG | 0-0,3/0 21:48 | 0-0,1/-2 10:43 | 0-0,1/0 14:50 | 0-0,1/0 12:18 | 0-0,0/-2 15:38 | 1-0,3/-1 12:30 | MIN |
| Nov 3 | @ TOR | 0-0,1/0 19:23 | 0-0,0/-2 11:05 | 0-0,3/0 15:02 | 0-1,3/1 15:17 | 0-0,1/-2 12:39 | 0-0,2/-1 13:18 | MIN |
| Nov 6 | Vs WSH | 0-0,0/-1 16:51 | MIN | 1-0,1/1 12:02 | 0-0,1/0 09:49 | DND | 0-1,2/1 13:59 | MIN |
| Nov 8 | @ NJD | 0-0,1/0 22:05 | MIN | 0-0,0/0 14:12 | 0-0,2/0 12:14 | DND | 0-0,2/0 15:34 | MIN |
| Nov 9 | Vs LAK | 0-1,1/0 20:52 | MIN | 1-0,2/0 13:29 | 0-1,3/0 12:46 | DND | 0-0,0/0 14:02 | MIN |
| Nov 14 | @ NSH | 0-0,0/0 20:46 | MIN | 0-0,2/1 14:51 | 0-0,0/0 13:46 | DND | 0-0,1/0 13:08 | MIN |
| Nov 16 | Vs NSH | 1-0(W),2/1 20:22 | MIN | 0-1,2/1 14:06 | INJ | DND | 1-0,3/2 14:12 | MIN |
| Nov 21 | Vs MIN | 0-0,0/0 20:09 | MIN | 0-0,1/-1 15:12 | INJ | DND | 0-0,0/0 12:15 | MIN |
| Nov 22 | Vs SEA | 0-0,2/1 19:46 | MIN | 0-0,2/0 16:30 | INJ | DND | 0-0,3/0 12:36 | MIN |
| Nov 26 | Vs BUF | 0-1,0/0 22:37 | MIN | 0-0,1/1 17:37 | 0-0,0/0 11:33 | DND | 0-0,0/0 12:46 | MIN |
| Nov 28 | @ CBJ | 0-1,1/1 23:14 | MIN | 0-0,1/0 17:57 | 0-0,0/-1 11:40 | DND | 0-0,0/-1 13:18 | MIN |
| Nov 29 | Vs TOR | 0-0,2/-3 20:24 | MIN | 0-0,0/-1 13:50 | 0-0,0/-1 13:27 | DND | 0-0,4/-1 15:25 | MIN |
| Dec 1 | @ PHI | 0-1,0/1 20:47 | MIN | 0-1,1/1 13:12 | 0-0,1/0 13:59 | DND | 0-0,0/0 12:25 | MIN |
| Dec 4 | @ TBL | 0-0,3/0 20:01 | MIN | 0-1,1/2 11:40 | 1-0,2/-1 12:48 | DND | 0-0,0/0 16:07 | MIN |
| Dec 7 | @ DAL | 0-0,0/1 21:09 | MIN | 0-0,4/-1 18:57 | 0-0,2/0 14:11 | DND | 0-1,0/0 13:59 | MIN |
| Dec 9 | Vs ANA | 0-0,1/-2 19:21 | MIN | 1-0,4/0 19:11 | 0-0,4/0 15:46 | DND | INJ | MIN |
| Dec 11 | Vs MTL | 0-0,0/0 18:59 | MIN | 0-0,4/-1 18:36 | 0-0,0/-1 13:25 | DND | INJ | MIN |
| Dec 13 | Vs SJS | 0-0,1/-3 19:52 | MIN | 1-2,2/0 18:50 | 0-0,0/0 11:46 | DND | INJ | MIN |
| Dec 14 | Vs UTA | 0-0,0/2 24:27 | MIN | 0-0,1/0 13:11 | 0-0,0/0 10:31 | DND | INJ | MIN |
| Dec 16 | Vs EDM | 0-0,1/-1 17:34 | MIN | 0-2,4/0 19:06 | DND | DND | INJ | MIN |
| Dec 18 | @ OTT | 0-0,2/-2 18:21 | MIN | 0-0,1/0 14:42 | DND | DND | INJ | MIN |
| Dec 20 | @ MTL | 0-0,1/-1 20:06 | MIN | 0-0,2/-3 18:29 | 0-0,2/0 12:05 | DND | INJ | MIN |
| Dec 21 | Vs MTL | 0-0,2/0 21:34 | MIN | 0-0,0/0 18:13 | 0-0,0/0 11:47 | DND | INJ | MIN |
| Dec 23 | @ TOR | 0-1,0/-2 22:04 | MIN | 1-0,3/-1 14:52 | 0-0,0/0 12:18 | DND | INJ | MIN |
| Dec 28 | @ CHI | 0-0,0/-2 20:39 | MIN | 1-1,2/0 12:20 | 0-1,1/0 13:11 | DND | 0-2,0/1 15:18 | MIN |
| Dec 30 | Vs CAR | 0-1,2/2 18:03 | MIN | 2-0,3/2 14:23 | 0-0,2/0 14:18 | DND | 0-0,1/0 14:21 | MIN |
| Jan 1 | Vs DET | 0-1,1/0 19:23 | MIN | 0-1,1/0 11:42 | DND | DND | 1-0,1/1 14:29 | MIN |
| Jan 3 | @ DET | 0-2,1/2 18:49 | MIN | 0-0,3/0 13:43 | DND | DND | 0-1,0/1 15:12 | MIN |
| Jan 4 | @ CBJ | 0-0,1/0 18:43 | MIN | 0-1,2/0 15:23 | 1-0,1/0 11:28 | DND | 0-0,1/0 13:54 | MIN |
| Jan 8 | Vs NJD | 0-0,0/1 20:04 | MIN | 0-0,1/0 11:33 | MIN | DND | 1-0,1/2 12:40 | MIN |
| Jan 10 | Vs CGY | 0-0,3/0 19:22 | MIN | 0-0,5/-1 11:52 | MIN | DND | 0-0,1/0 12:58 | DND |
| Jan 11 | @ BOS | 0-0,1/-1 18:52 | MIN | 0-0,0/0 15:34 | MIN | DND | 0-0,0/0 12:39 | DND |
| Jan 13 | Vs TBL | 0-0,0/0 18:15 | MIN | 0-0,1/1 10:50 | MIN | DND | 0-0,1/0 14:01 | MIN |

Pittsburgh Penguins: Player Game By Game Summary

Skaters: Goals-Assists (Game-Winning), Shots / (+/-), TOI

Goalies: Goals Allowed/Shots, Decision, Minutes Played

| Date | Opp. | ACCIARI # 55 | LETANG # 58 | CHINAKHOV # 59 | KARLSSON # 65 | RAKELL # 67 | MALKIN # 71 | CLIFTON # 75 |
|--------|--------|-----------------|------------------|-------------------|------------------|----------------|------------------|-----------------|
| Oct 7 | @ NYR | 0-0,1/1 13:40 | 0-0,1/3 22:47 | | 0-0,2/1 20:33 | 0-0,4/0 15:57 | 0-2,1/2 16:28 | DND |
| Oct 9 | Vs NYI | 0-0,0/0 13:10 | 0-0,4/0 26:50 | | 0-0,2/-1 20:34 | 1-1,2/0 20:01 | 0-3,4/0 18:11 | DND |
| Oct 11 | Vs NYR | 0-0,0/0 12:21 | 0-0,0/0 15:29 | | 0-0,1/-3 19:16 | 0-0,2/-3 17:57 | 0-0,1/-2 17:46 | DND |
| Oct 14 | @ ANA | DND | 0-0,0/0 21:11 | | 0-0,1/0 21:40 | 1-0,2/1 17:57 | 0-1,3/0 16:47 | 0-0,2/0 18:21 |
| Oct 16 | @ LAK | 0-1,3/0 12:18 | 0-0,0/-1 22:00 | | 0-2,1/1 18:45 | 0-1,1/1 18:37 | 1-0,2/-1 17:01 | DND |
| Oct 18 | @ SJS | 0-0,2/0 14:39 | 0-1,1/1 21:50 | | 0-1,1/1 18:30 | 0-1,1/2 17:12 | 1-1,1/2 15:31 | DND |
| Oct 21 | Vs VAN | 0-1,1/0 16:06 | 0-2,2/0 17:02 | | 0-0,0/2 22:33 | 0-1,1/1 17:54 | 0-1,4/1 16:38 | DND |
| Oct 23 | @ FLA | 0-0,0/2 14:36 | 0-0,1/1 20:56 | | 0-2,1/3 22:27 | 1-1,2/1 19:07 | 0-2,0/0 15:29 | 0-0,0/-1 17:53 |
| Oct 25 | Vs CBJ | 0-0,1/0 13:28 | 1-0,2/2 23:02 | | 0-1,3/0 27:39 | 0-0,2/-2 14:58 | 0-2,4/1 21:13 | 0-0,0/-2 16:27 |
| Oct 27 | Vs STL | 0-0,1/0 14:29 | 0-0,1/1 21:16 | | 0-3,1/3 23:52 | INJ | 1-1,1/3 14:58 | DND |
| Oct 28 | @ PHI | 0-0,0/0 13:10 | 0-0,2/-1 21:10 | | 0-0,5/1 31:42 | INJ | 0-0,3/1 20:22 | DND |
| Oct 30 | @ MIN | 0-0,2/1 16:20 | 0-2,3/2 22:31 | | 0-0,2/0 21:57 | INJ | 0-1,0/1 14:47 | DND |
| Nov 1 | @ WPG | 0-1,0/-1 12:41 | 0-0,0/-1 21:55 | | 0-1,3/-1 27:00 | INJ | 0-1,4/-1 17:43 | DND |
| Nov 3 | @ TOR | 0-0,0/0 01:10 | 0-0,1/0 24:35 | | 1-0,3/0 27:54 | INJ | 0-1,8/-2 22:33 | DND |
| Nov 6 | Vs WSH | INJ | 0-1,2/0 21:11 | | 0-1,3/-1 24:34 | INJ | 0-1,1/1 18:22 | 0-0,1/0 16:50 |
| Nov 8 | @ NJD | INJ | 0-0,3/-1 21:55 | | 0-0,3/0 24:58 | INJ | 0-0,2/-1 19:53 | 0-0,2/1 17:06 |
| Nov 9 | Vs LAK | INJ | 0-1,3/-1 22:04 | | 0-0,3/0 27:43 | INJ | 0-1,4/0 18:25 | 0-0,0/0 14:25 |
| Nov 14 | @ NSH | INJ | 0-0,0/-1 22:46 | | 0-0,1/-1 22:56 | INJ | 1-0,3/-1 16:45 | DND |
| Nov 16 | Vs NSH | INJ | 0-0,2/3 20:28 | | 0-1,0/1 21:00 | INJ | 1-0,2/1 15:51 | 0-0,1/0 19:28 |
| Nov 21 | Vs MIN | INJ | 0-0,2/-4 19:54 | | 0-0,0/0 22:46 | INJ | 0-0,2/1 15:56 | 0-0,0/0 18:21 |
| Nov 22 | Vs SEA | INJ | 0-0,2/-2 24:49 | | 0-0,4/1 27:18 | INJ | 1-0,2/0 20:45 | DND |
| Nov 26 | Vs BUF | INJ | 0-0,2/2 20:50 | | 0-1,0/0 23:48 | INJ | 0-0,1/2 18:46 | DND |
| Nov 28 | @ CBJ | INJ | 1-1(W),3/0 22:33 | | 0-1,2/1 22:13 | INJ | 0-0,2/0 18:46 | DND |
| Nov 29 | Vs TOR | INJ | 0-0,1/-1 22:44 | | 0-0,2/-3 22:06 | INJ | 0-0,6/-3 15:07 | DND |
| Dec 1 | @ PHI | INJ | 0-1,2/0 20:04 | | 0-2,2/1 21:13 | INJ | 0-2,2/0 16:09 | 0-0,1/1 17:55 |
| Dec 4 | @ TBL | INJ | 0-1,3/0 20:03 | | 0-1,6/-1 25:29 | INJ | 2-1(W),3/2 14:58 | 0-0,0/0 14:16 |
| Dec 7 | @ DAL | 0-1,2/0 13:51 | 0-1,2/1 22:36 | | 0-0,2/1 26:36 | INJ | INJ | DND |
| Dec 9 | Vs ANA | 1-0,1/1 11:22 | 0-0,3/0 25:08 | | 0-2,5/-2 28:07 | INJ | INJ | 0-0,1/0 13:54 |
| Dec 11 | Vs MTL | 0-0,0/0 13:11 | 0-1,1/-2 21:59 | | 1-0,5/0 27:22 | INJ | INJ | 0-0,0/0 13:06 |
| Dec 13 | Vs SJS | 0-1,0/0 13:24 | 0-1,3/-1 19:57 | | 0-1,4/-2 29:21 | 0-0,3/0 22:13 | INJ | 0-0,2/0 13:12 |
| Dec 14 | Vs UTA | 0-0,3/-2 14:35 | 0-1,0/1 18:02 | | 0-1,2/1 28:27 | 0-1,0/2 20:45 | INJ | 0-0,1/-2 13:07 |
| Dec 16 | Vs EDM | 0-0,0/0 12:43 | 0-0,1/1 20:13 | | 1-1,3/-2 24:11 | 0-1,4/-1 22:20 | INJ | DND |
| Dec 18 | @ OTT | 0-0,1/-1 11:01 | 0-0,1/-1 21:57 | | 0-0,2/-2 20:36 | 0-0,6/-2 18:52 | INJ | DND |
| Dec 20 | @ MTL | 0-0,1/0 13:01 | 0-0,0/-1 21:48 | | 0-0,2/-3 24:29 | 0-0,5/-3 17:48 | INJ | 0-0,1/0 15:18 |
| Dec 21 | Vs MTL | 1-0,1/-1 12:34 | 0-1,3/1 23:36 | | 0-1,1/0 27:07 | 1-1,4/1 21:44 | INJ | DND |
| Dec 23 | @ TOR | 0-0,1/-1 13:28 | 0-1,2/-2 20:11 | | 0-0,6/-4 22:42 | 0-0,3/-3 17:18 | INJ | DND |
| Dec 28 | @ CHI | 1-0,2/0 13:35 | 0-1,3/1 21:18 | | 0-0,0/0 15:49 | 0-0,1/1 19:36 | INJ | DND |
| Dec 30 | Vs CAR | 0-0,3/1 16:28 | 0-0,2/0 22:32 | DNP | 0-2,1/3 19:40 | 0-1,1/1 17:07 | INJ | DND |
| Jan 1 | Vs DET | 0-0,2/1 16:27 | 1-0(W),2/1 22:16 | 0-0,1/-1 11:06 | 0-2,1/0 22:34 | 0-0,4/1 18:10 | INJ | DND |
| Jan 3 | @ DET | 0-0,2/1 14:02 | 0-1,1/1 22:26 | 1-0(W),3/0 12:26 | 0-0,0/2 20:59 | 1-0,6/2 19:02 | INJ | DND |
| Jan 4 | @ CBJ | 1-0,3/0 12:43 | 0-0,3/-1 23:17 | 0-1,2/1 12:38 | 0-1,4/2 25:46 | 1-0,5/0 24:14 | INJ | DND |
| Jan 8 | Vs NJD | 0-1,2/1 13:36 | 0-1,1/2 22:54 | 0-0,1/0 15:02 | 1-1,2/1 22:56 | 0-2,4/2 19:11 | 1-0,4/0 18:19 | DND |
| Jan 10 | Vs CGY | 0-0,3/0 14:14 | 0-0,1/-1 24:51 | 1-0,1/1 10:09 | 0-0,1/0 25:03 | 0-0,2/-1 22:57 | 0-1,0/1 18:59 | DND |
| Jan 11 | @ BOS | 0-0,0/0 11:12 | 0-0,1/0 23:37 | 0-0,3/0 11:50 | 0-0,1/-1 23:12 | 0-0,4/0 20:54 | 0-0,0/0 17:12 | 0-0,0/0 14:09 |
| Jan 13 | Vs TBL | 0-0,1/0 12:38 | 0-1,1/0 25:13 | 0-0,1/0 13:05 | INJ | 0-0,4/0 21:57 | 1-0,3/1 20:20 | 0-0,1/0 13:08 |

Pittsburgh Penguins: Player Game By Game Summary

Skaters: Goals-Assists (Game-Winning), Shots / (+/-), TOI

Goalies: Goals Allowed/Shots, Decision, Minutes Played

| Date | Opp. | KULAK # 77 | KINDEL # 81 | JONES # 82 | CROSBY # 87 | MURASHOV # 1 | SILOVS # 37 | SKINNER # 74 |
|--------|--------|----------------|----------------|----------------|------------------|-----------------|----------------|-----------------|
| Oct 7 | @ NYR | | 0-0,1/0 15:11 | 0-0,1/0 15:36 | 0-0,2/0 17:49 | MIN | 0/25 W 60:00 | |
| Oct 9 | Vs NYI | | 0-0,2/0 13:06 | 0-0,0/1 15:21 | 1-1,1/-1 19:30 | MIN | DNP | |
| Oct 11 | Vs NYR | | 1-0,1/1 14:49 | 0-1,1/0 18:10 | 0-0,1/-3 18:39 | MIN | 6/30 L 59:37 | |
| Oct 14 | @ ANA | | 0-0,2/-1 14:12 | DND | 0-2,3/2 17:11 | MIN | DNP | |
| Oct 16 | @ LAK | | DND | 0-0,0/0 17:36 | 1-0,1/1 17:15 | MIN | 2/32 W 60:00 | |
| Oct 18 | @ SJS | | 0-0,5/0 12:25 | 0-0,3/1 18:51 | 1-1(W),1/2 19:04 | MIN | DNP | |
| Oct 21 | Vs VAN | | 0-0,0/0 13:21 | 0-0,0/0 17:59 | 1-0,1/1 17:18 | MIN | 1/24 W 59:52 | |
| Oct 23 | @ FLA | | 1-0,2/1 11:54 | 0-0,0/-1 16:39 | 2-1,2/0 19:06 | MIN | DNP | |
| Oct 25 | Vs CBJ | | DND | INJ | 0-0,3/-1 24:32 | MIN | 4/41 O 64:57 | |
| Oct 27 | Vs STL | | 0-0,1/-2 12:05 | INJ | 1-2,3/3 18:02 | MIN | DNP | |
| Oct 28 | @ PHI | | 0-0,2/-1 12:47 | INJ | 1-0,4/1 23:15 | MIN | 2/34 O 65:00 | |
| Oct 30 | @ MIN | | 1-0,1/1 12:11 | INJ | 0-0,2/1 13:35 | MIN | DNP | |
| Nov 1 | @ WPG | | 0-0,2/-1 14:09 | INJ | 1-0,3/-2 18:40 | MIN | 4/33 L 59:13 | |
| Nov 3 | @ TOR | | 2-0,7/1 22:23 | INJ | 0-1,2/-2 23:43 | MIN | DNP | |
| Nov 6 | Vs WSH | | 0-2,0/-1 20:48 | INJ | 2-0,6/-2 22:03 | DNP | 3/30 W 59:37 | |
| Nov 8 | @ NJD | | 0-0,3/0 19:53 | INJ | 0-1,3/1 19:55 | DNP | 1/24 O 65:00 | |
| Nov 9 | Vs LAK | | 0-0,2/-1 17:45 | INJ | 0-0,1/-1 20:39 | 3/27 L 58:10 | DNP | |
| Nov 14 | @ NSH | | 0-0,1/0 19:36 | INJ | 0-0,1/-1 20:10 | DNP | 2/30 O 60:44 | |
| Nov 16 | Vs NSH | | 0-0,2/0 12:50 | INJ | 1-0,2/1 15:31 | 0/21 W 60:00 | DNP | |
| Nov 21 | Vs MIN | | 0-0,0/0 16:42 | INJ | 0-0,3/-3 14:58 | 1/11 38:51 | 4/10 L 21:06 | |
| Nov 22 | Vs SEA | | 0-1,3/-2 15:25 | INJ | 1-1,1/0 21:26 | 3/21 O 64:10 | DNP | |
| Nov 26 | Vs BUF | | DND | INJ | 0-0,4/1 18:46 | MIN | DNP | |
| Nov 28 | @ CBJ | | 0-0,0/-2 12:17 | INJ | 2-0,3/1 19:10 | MIN | DNP | |
| Nov 29 | Vs TOR | | 1-0,5/0 15:08 | INJ | 1-1,4/-1 15:54 | MIN | 4/10 L 24:37 | |
| Dec 1 | @ PHI | | 0-0,2/0 17:07 | INJ | 2-0(W),5/2 18:13 | MIN | DNP | |
| Dec 4 | @ TBL | | 1-0,5/-1 17:50 | INJ | 0-0,1/-1 21:30 | MIN | DNP | |
| Dec 7 | @ DAL | | 0-0,4/0 17:30 | INJ | 0-1,1/1 22:20 | MIN | DNP | |
| Dec 9 | Vs ANA | | 0-0,5/0 19:23 | INJ | 0-1,0/-2 22:54 | MIN | 3/28 O 64:48 | |
| Dec 11 | Vs MTL | | 0-0,7/-1 21:24 | INJ | 0-1,7/0 24:29 | MIN | DNP | |
| Dec 13 | Vs SJS | | 0-1,1/0 16:54 | INJ | 1-1,5/-3 22:27 | DND | 6/31 O 62:44 | |
| Dec 14 | Vs UTA | | 1-2,2/2 16:23 | INJ | 0-0,0/0 18:58 | 5/36 O 60:06 | DNP | |
| Dec 16 | Vs EDM | 0-0,0/0 15:22 | 0-0,1/-1 15:21 | INJ | 0-1,2/-1 24:07 | MIN | DNP | 5/22 L 57:26 |
| Dec 18 | @ OTT | 0-0,0/-1 18:56 | 0-0,0/-1 17:33 | INJ | 0-0,1/0 18:08 | MIN | 4/26 L 59:53 | DNP |
| Dec 20 | @ MTL | 0-0,0/0 15:32 | 0-0,1/0 14:40 | INJ | 0-0,3/-2 21:09 | MIN | DNP | 3/20 L 55:38 |
| Dec 21 | Vs MTL | 0-0,2/1 21:51 | 0-0,3/0 15:11 | INJ | 1-1,2/1 20:53 | MIN | 3/25 W 65:00 | DNP |
| Dec 23 | @ TOR | 0-0,0/0 20:24 | 0-0,1/0 12:49 | INJ | 0-1,2/-2 18:21 | MIN | DNP | 4/29 L 59:07 |
| Dec 28 | @ CHI | 0-0,0/0 21:27 | 0-1,2/-1 15:47 | INJ | 0-1,2/2 17:37 | MIN | 3/24 W 59:31 | DNP |
| Dec 30 | Vs CAR | 0-1,0/1 21:58 | 0-0,0/0 13:38 | INJ | 1-0,3/2 18:22 | MIN | DNP | 1/28 W 60:00 |
| Jan 1 | Vs DET | 0-0,3/0 20:08 | 0-0,1/-1 13:07 | INJ | 2-1,4/2 18:27 | MIN | 3/27 W 60:58 | DNP |
| Jan 3 | @ DET | 0-1,2/1 20:13 | 0-1,0/0 13:36 | INJ | 0-2,1/2 18:17 | MIN | DNP | 1/12 W 60:00 |
| Jan 4 | @ CBJ | 0-0,2/-2 18:06 | 0-2,2/0 14:01 | INJ | 1-1(W),3/1 24:34 | MIN | 4/25 W 60:41 | DNP |
| Jan 8 | Vs NJD | 0-0,2/2 20:42 | 0-0,2/0 17:42 | INJ | 0-2,1/1 17:33 | MIN | DNP | 1/29 W 60:00 |
| Jan 10 | Vs CGY | 0-0,1/-1 18:57 | 0-1,2/1 16:13 | INJ | 0-0,3/-1 22:03 | MIN | 2/25 L 57:53 | DNP |
| Jan 11 | @ BOS | 0-0,3/0 20:26 | 0-0,2/-1 15:34 | INJ | 0-0,3/0 20:28 | MIN | DNP | 1/19 L 58:27 |
| Jan 13 | Vs TBL | 0-0,1/-1 25:56 | 0-0,2/0 12:32 | DND | 0-0,1/0 22:37 | MIN | 1/31 O 63:59 | DNP |

Pittsburgh Penguins: Head Coach and Player Bios

Head Coach: Dan Muse

CAREER

*In his first season as head coach. Named head coach on June 4.

*Spent two seasons with NYR as an assistant coach from '23-25. Helped them win the President's Trophy as the NHL's best regular season team on '23-24.

*Served as an assist coach for three seasons with NSH. Helped them win the President's Trophy ('17-18) and two divisional titles ('17-18, '18-19).

*Oversaw NSH's penalty kill unit from '17-19 which ranked fourth overall in the NHL in that time.

*Led NYR's penalty kill unit in his two seasons there. Helped them to be the fourth-highest penalty kill success rate in the league.

*Served as head coach of USA Hockey's National Team Development Program from '20-23.

*Won a gold medal at the '23 World Under-18 Junior Championship.

*Set a NTDP single-season record of 16 wins over NCAA opponents during the '22-23 season.

*Led Chicago Steel (USHL) to top the Eastern Conference and to win their first Clark Cup Championship ever in '16-17.

Career/PIT Record: 21-14-10

Playoff Record: 0-0

#37: Arturs Silovs (G)

6' 4", 208 lbs. / Mar 22, 2001 (24 years and 298 days)

Drafted: 2019 VAN, 6th round, 1st pick (156th overall)

Acquired: From Vancouver in exchange for Chase Stillman and a 2027 fourth-round pick on July 14, 2025.

Last Win: JAN 4, 2026 @ COLUMBUS (2)

Last SO: OCT 7, 2025 @ NY RANGERS (20)

Career Shootouts: 8/19 (.421), 2-5

| | GP | W | L | OT | GAA | SV% | SO |
|--------------------------------------|----|----|----|----|------|------|----|
| Regular Season | 21 | 8 | 6 | 7 | 3.06 | .892 | 1 |
| Regular Season Career | 40 | 16 | 14 | 9 | 3.10 | .886 | 1 |
| Regular Season Career vs. Opp | 2 | 1 | 0 | 1 | 1.92 | .944 | 0 |

2025-26 Highs:

| Shots | Saves | Winning Streak | Point Streak | Losing Streak | Shutout Streak | Shutout Sequence |
|------------------------------|------------------------------|---------------------------------------|--|----------------------------|----------------|--------------------------|
| 41 Oct 25, 2025 vs CBJ | 37 Oct 25, 2025 vs CBJ | 4 Games Dec 21, 2025 - Jan 4, 2026 | 4 Games Dec 21, 2025 - Jan 4, 2026 (4-0-0) | 2 Games Nov 21-29, 2025 | - | 104:38 Nov 8-14, 2025 |

Regular Season Career Highs:

| Shots | Saves | Winning Streak | Point Streak | Losing Streak | Shutout Streak | Shutout Sequence |
|------------------------------|------------------------------|---------------------------------------|--------------------|--|----------------|--------------------------|
| 41 Oct 25, 2025 vs CBJ | 37 Oct 25, 2025 vs CBJ | 4 Games Dec 21, 2025 - Jan 4, 2026 | 4 Games 2 Times | 4 Games Nov 19, 2024 - Feb 27, 2025 | - | 104:38 Nov 8-14, 2025 |

'25-26 Reg. Season:

*Recorded first career shutout in win at NYR on Oct. 7.

*Set a new career-high for saves (37) on Oct. 25 vs. CBJ.

*Recorded his first career point with an assist vs. CBJ on Oct. 25.

*Recorded his second career point (1A) on Dec. 21 vs. MTL.

Career:

*Played in 19 career NHL games with a 8-8-2 record and has a .880 SV% and 3.13 GAA.

*Skated in 110 career AHL games and has a record of 59-35-13 with a .906 SV% and 2.58 GAA.

*In the postseason, had a .931 SV% with a 2.01 GAA with a 16-7 record and five shutouts to help win the Calder Cup in 2024-25.

*Named AHL Playoffs MVP in 2024-25.

#74: Stuart Skinner (G)

6' 4", 215 lbs. / Nov 1, 1998 (27 years and 74 days)

Drafted: 2017 EDM, 3rd round, 16th pick (78th overall)

Acquired: From Edmonton with Brett Kulak and a 2029 second-round draft pick in exchange for Tristan Jarry and Sam Poulin on Dec. 12, 2025.

Last Win: JAN 8, 2026 vs NEW JERSEY (1)

Last SO: NOV 29, 2025 @ SEATTLE (11)

Career Shootouts: 16/29 (.552), 3-6

| | GP | W | L | OT | GAA | SV% | SO |
|--------------------------------------|-----|-----|----|----|------|------|----|
| Regular Season | 30 | 14 | 12 | 4 | 2.71 | .893 | 2 |
| Regular Season Career | 204 | 112 | 66 | 18 | 2.73 | .904 | 9 |
| Regular Season Career vs. Opp | 6 | 4 | 1 | 1 | 2.30 | .923 | 0 |

2025-26 Highs:**Shots**38
Nov 22, 2025
@ FLA**Saves**35
Nov 22, 2025
@ FLA**Winning Streak**3 Games
2 Times**Point Streak**3 Games
4 Times**Losing Streak**3 Games
Dec 16-23, 2025**Shutout Streak**

-

Shutout Sequence100:43
Oct 8-16, 2025**Regular Season****Career Highs:****Shots**50
Dec 5, 2022
vs WSH**Saves**47
Dec 5, 2022
vs WSH**Winning Streak**12 Games
Dec 22, 2023 - Jan 27,
2024**Point Streak**12 Games
Dec 22, 2023 - Jan 27,
2024
(12-0-0)**Losing Streak**3 Games
4 Times**Shutout Streak**

-

Shutout Sequence113:08
Feb 28 - Mar 2, 2024**'25-26 Reg. Season:**

*Won his first game with PIT on Dec. 30 vs. CAR making 27 saves on 28 shots.

*Made his PIT debut on Dec. 16 vs. EDM.

*Has only allowed one goal in last four starts.

*Acquired on Dec. 12 by PIT.

*Played in 23 games and had a 11-8-4 record with EDM.

*Has recorded two shutouts this season.

Career:

*Played parts of six NHL seasons with EDM.

*Has played in 197 career games and has a 109-62-18 record with a 2.74 GAA and .904 save percentage.

*Played in back-to-back Stanley Cup Finals with EDM in '23-24 and '24-25.

#2: Rutger McGroarty (R) (*Injured)

6' 1", 212 lbs. / Mar 30, 2004 (21 years and 290 days)

Drafted: 2022 WPG, 1st round, 14th pick (14th overall)

Acquired: From Winnipeg in exchange for Brayden Yager on Aug. 22, 2024.

Last Goal: DEC 23, 2025 @ TORONTO (4)

Last Assist: DEC 14, 2025 vs UTAH (9)

Career Shootouts: 0/0 (0%), 0 GDG

| | GP | G | A | P | +/- | PIM |
|--------------------------------------|----|---|---|---|-----|-----|
| Regular Season | 16 | 2 | 1 | 3 | -5 | 0 |
| Regular Season Career | 24 | 3 | 3 | 6 | -5 | 0 |
| Regular Season Career vs. Opp | 1 | 0 | 0 | 0 | 0 | 0 |

2025-26 Highs:

| Goals | Assists | Points | +/- | PIM | Shots | TOI |
|--------------|-----------------------------|--------------|------------------------------|-----|----------------------------|--------------------------------|
| 1 2 Times | 1 Dec 14, 2025 vs UTA | 1 3 Times | +1 Dec 14, 2025 vs UTA | - | 5 Dec 9, 2025 vs ANA | 14:12 Dec 18, 2025 @ OTT |

| Goal Streak | Assist Streak | Point Streak |
|-------------|---------------|---------------------------------------|
| - | - | 2 Games (1-1—2) Dec 13-14, 2025 |

Regular Season**Career Highs:**

| Goals | Assists | Points | +/- | PIM | Shots | TOI |
|--------------|--------------|---------------------------|----------------------------|-----|----------------------------|-------------------------------|
| 1 3 Times | 1 3 Times | 2 Apr 3, 2025 @ STL | +3 Apr 5, 2025 @ DAL | - | 5 Dec 9, 2025 vs ANA | 18:28 Apr 3, 2025 @ STL |

| Goal Streak | Assist Streak | Point Streak |
|-------------|---|--------------------|
| - | 2 Games (2 Assists) Apr 3-5, 2025 | 2 Games 2 Times |

'25-26 Reg. Season:

*Injured on Jan. 7.

*Scored his first goal of the season on Dec. 13 vs. SJS.

*Had two shots in 12:31 TOI in season debut on Dec. 1 at PHI.

*Set a single-game career-high in shots (5) vs. ANA on Dec. 9.

*Had seven points (4G-3A) in five games with WBS Penguins at the time of recall.

*Had a four-game goal streak from Nov. 15 to Nov. 28.

*Recorded a point in all five games he played in with WBS.

Career:

*Had three points (1G-2A) in eight games with Pittsburgh.

*Notched his first NHL assist, goal and multi-point game (1G-1A) on Apr. 3 at STL. Only Six Penguins since 2005 have recorded a multi-point game at a younger age than McGroarty (21-004).

*Made NHL debut vs. NYR on Oct. 9.

*Ranked second on WBS rookies with 39 points (14G-25A) in 60 AHL games.

*Played two seasons at the University of Michigan (NCAA) from 2022-24, tallying 91 points (34G-57A) in 75 NCAA games.

Career Info:

PPG: 0

SHG: 0

#3: Jack St. Ivany (D)

6' 4", 197 lbs. / Jul 22, 1999 (26 years and 176 days)

Drafted: 2018 PHI, 4th round, 19th pick (112th overall)

Acquired: Signed by Pittsburgh as a free agent on August 20, 2022.

Last Goal: -

Last Assist: JAN 4, 2026 @ COLUMBUS (3)

Career Shootouts: 0/0 (0%), 0 GDG

| | GP | G | A | P | +/- | PIM |
|--------------------------------------|----|---|---|---|-----|-----|
| Regular Season | 12 | 0 | 3 | 3 | 2 | 4 |
| Regular Season Career | 45 | 0 | 5 | 5 | -1 | 23 |
| Regular Season Career vs. Opp | - | - | - | - | - | - |

2025-26 Highs:

| Goals | Assists | Points | +/- | PIM | Shots | TOI |
|-------|----------------------------|----------------------------|-----------------------------|--------------|----------------------------|---------------------------------|
| - | 2 Dec 28, 2025 @ CHI | 2 Dec 28, 2025 @ CHI | +2 Dec 28, 2025 @ CHI | 2 2 Times | 4 Dec 28, 2025 @ CHI | 19:58 Jan 13, 2026 vs TBL |

| Goal Streak | Assist Streak | Point Streak |
|-------------|---------------|--------------|
| - | - | - |

Regular Season Career Highs:

| Goals | Assists | Points | +/- | PIM | Shots | TOI |
|-------|----------------------------|----------------------------|-----------------------------|-----------------------------|----------------------------|---------------------------------|
| - | 2 Dec 28, 2025 @ CHI | 2 Dec 28, 2025 @ CHI | +2 Dec 28, 2025 @ CHI | 7 Oct 29, 2024 vs MIN | 4 Dec 28, 2025 @ CHI | 21:57 Nov 16, 2024 vs SJS |

| Goal Streak | Assist Streak | Point Streak |
|-------------|---------------|--------------|
| - | - | - |

'25-26 Reg. Season:

*Recorded first career multi-point game (2A) on Dec. 29 at CHI, which helped establish his new career-high in assists.

*Made his season debut on Dec. 16 vs. EDM where he recorded 4 hits and 3 blocked shots in 14:52 TOI.

*Activated from Injured Reserve on Dec. 12.

*Played in five games with WBS and had five points (1G-4A) on a conditioning loan.

Career:

*Made NHL debut on Mar. 22, 2024 at DAL.

*Recorded first NHL PT (A) on Apr. 2, 2024 at NJD.

*Totaled 30 PTS (5G-25A) between two seasons and 53 GMS with Boston College (NCAA).

*Won silver with USA U20 at WJC in 2020.

Career Info:

PPG: 0

SHG: 0

#5: Ryan Shea (D)**6' 1", 200 lbs. / Feb 11, 1997 (28 years and 337 days)**

Drafted: 2015 CHI, 4th round, 30th pick (121st overall)
 Acquired: Signed by Pittsburgh as a free agent on July 1, 2023.
 Last Goal: OCT 30, 2025 @ MINNESOTA (33)
 Last Assist: DEC 28, 2025 @ CHICAGO (8)
 Career Shootouts: 0/0 (0%), 0 GDG

| | GP | G | A | P | +/- | PIM |
|--------------------------------------|-----|---|----|----|-----|-----|
| Regular Season | 45 | 2 | 14 | 16 | 15 | 18 |
| Regular Season Career | 115 | 5 | 17 | 22 | 7 | 38 |
| Regular Season Career vs. Opp | 7 | 0 | 1 | 1 | 1 | 10 |

2025-26 Highs:

| Goals | Assists | Points | +/- | PIM | Shots | TOI |
|--------------|----------------------------|----------------------------|-----------------------------|-----------------------------|-----------------------------|--------------------------------|
| 1 2 Times | 3 Dec 28, 2025 @ CHI | 3 Dec 28, 2025 @ CHI | +5 Dec 28, 2025 @ CHI | 10 Oct 28, 2025 @ PHI | 4 Dec 13, 2025 vs SJS | 22:45 Oct 9, 2025 vs NYI |

| Goal Streak | Assist Streak | Point Streak |
|-------------|--------------------|--------------------|
| - | 2 Games 2 Times | 2 Games 2 Times |

Regular Season Career Highs:

| Goals | Assists | Points | +/- | PIM | Shots | TOI |
|-----------------------------|----------------------------|----------------------------|-----------------------------|-----------------------------|-----------------------------|-------------------------------|
| 2 Feb 23, 2025 vs NYR | 3 Dec 28, 2025 @ CHI | 3 Dec 28, 2025 @ CHI | +5 Dec 28, 2025 @ CHI | 10 Oct 28, 2025 @ PHI | 4 Dec 13, 2025 vs SJS | 24:18 Mar 9, 2025 @ MIN |

| Goal Streak | Assist Streak | Point Streak |
|-------------|--------------------|--------------------|
| - | 2 Games 2 Times | 2 Games 2 Times |

'25-26 Reg. Season:

- *Set a new career-high in assists (14) this season.
- *Tallied a single game career-high three assists and a career-high plus-5 rating with a team-high four blocked shots at CHI on Dec. 29.
- *Recorded his first multi-assist game and tied his career high points on Oct. 14 at LAK.
- *Tallied two assists vs. BUF on Nov. 26.
- *Set a new career-high in points (7) and matched his career-high in goals (2) in game at MIN on Oct. 30.
- *Leads PIT in plus/minus (+15).

Career:

- *Made NHL debut on Oct. 21, 2023 at STL.
- *Scored first NHL PT (G) on Apr. 4, 2024 at WSH.
- *Played in 186 career GMS in the AHL, tallying 74 PTS (14G-60A) and has a plus-20 rating.
- *Has 10 career playoff appearances (AHL) totaling four PTS (4A).
- *Played four seasons at Northeastern University from 2016-20 recording 78 PTS (10G-68A) in 149 GMS.
- *Was an alternate captain during the 2018-19 and '19-20 seasons at Northeastern Univ.
- *Won a Hockey Elite title in 2019.

Career Info:**PPG:** 0**SHG:** 0

#11: Filip Hallander (C) (*Injured)

6' 1", 203 lbs. / Jun 29, 2000 (25 years and 199 days)

Drafted: 2018 PIT, 2nd round, 27th pick (58th overall)
 Acquired: Signed by Pittsburgh as a free agent on April 29, 2025.
 Last Goal: OCT 16, 2025 @ LOS ANGELES (9)
 Last Assist: OCT 28, 2025 @ PHILADELPHIA (3)
 Career Shootouts: 0/0 (0%), 0 GDG

| | GP | G | A | P | +/- | PIM |
|--------------------------------------|----|---|---|---|-----|-----|
| Regular Season | 13 | 1 | 3 | 4 | 4 | 2 |
| Regular Season Career | 16 | 1 | 3 | 4 | 4 | 2 |
| Regular Season Career vs. Opp | 1 | 0 | 1 | 1 | 1 | 0 |

| 2025-26 Highs: | Goals | Assists | Points | +/- | PIM | Shots | TOI |
|------------------------------|----------------------------|---|--|------------------------------|-----------------------------|---------------------------|---------------------------------|
| | 1 Oct 16, 2025 @ LAK | 1 3 Times | 1 4 Times | +3 Oct 27, 2025 vs STL | 2 Oct 21, 2025 vs VAN | 4 Nov 1, 2025 @ WPG | 16:59 Oct 27, 2025 vs STL |
| | Goal Streak - | Assist Streak 2 Games (2 Assists) Oct 27-28, 2025 | Point Streak 2 Games (0-2—2) Oct 27-28, 2025 | | | | |
| Regular Season Career Highs: | Goals | Assists | Points | +/- | PIM | Shots | TOI |
| | 1 Oct 16, 2025 @ LAK | 1 3 Times | 1 4 Times | +3 Oct 27, 2025 vs STL | 2 Oct 21, 2025 vs VAN | 4 Nov 1, 2025 @ WPG | 16:59 Oct 27, 2025 vs STL |
| | Goal Streak - | Assist Streak 2 Games (2 Assists) Oct 27-28, 2025 | Point Streak 2 Games (0-2—2) Oct 27-28, 2025 | | | | |

'25-26 Reg. Season:

- *Recorded his first career point on Oct. 9 vs. NYI.
- *Scored his first career goal at LAK on Oct. 16.
- *Became 9th Penguin in team history for first career goal to be a SHG.
- *Out injured with a blood clot in his leg since Nov. 6.

Career:

- *Played three games for the Penguins in his career.
- *Tallied 61 points (25G-36A) in 104 career AHL games with WBS.
- *Has skated in 225 career games in the SHL and has 148 total points (65G-83A).
- *Set career-highs in goals (26), assists (27) and points (53).
- *Named the SHL Forward of the Year in '24-25.
- *Named Swedish Forward of the Year in '24-25.

Career Info:

PPG: 0

SHG: 1

#13: Kevin Hayes (R)

6' 3", 217 lbs. / May 8, 1992 (33 years and 251 days)

Drafted: 2010 CHI, 1st round, 24th pick (24th overall)

Acquired: From St. Louis with a 2025 second-round draft pick in exchange for future considerations.

Last Goal: DEC 13, 2025 vs SAN JOSE (8)

Last Assist: NOV 29, 2025 vs TORONTO (14)

Career Shootouts: 5/15 (33%), 3 GDG

| | GP | G | A | P | +/- | PIM |
|--------------------------------------|-----|-----|-----|-----|-----|-----|
| Regular Season | 23 | 3 | 2 | 5 | -5 | 6 |
| Regular Season Career | 800 | 184 | 259 | 443 | -42 | 231 |
| Regular Season Career vs. Opp | 24 | 6 | 4 | 10 | 5 | 2 |

| 2025-26 Highs: | Goals | Assists | Points | +/- | PIM | Shots | TOI |
|-----------------------|---------|---------|---------|---------------------|---------|-------------------|--------------------|
| | 1 | 1 | 1 | +2 | 2 | 4 | 18:06 |
| | 3 Times | 2 Times | 5 Times | Nov 26, 2025 vs BUF | 3 Times | Dec 7, 2025 @ DAL | Nov 28, 2025 @ CBJ |

| Goal Streak | Assist Streak | Point Streak |
|-------------|---------------|--------------------------------------|
| - | - | 2 Games (1-1—2) Nov 29 - Dec 1, 2025 |

| Regular Season Career Highs: | Goals | Assists | Points | +/- | PIM | Shots | TOI |
|-------------------------------------|---------------------|---------|---------------------|---------|---------|---------------------|---------------------|
| | 3 | 3 | 4 | +4 | 10 | 9 | 23:33 |
| | Jan 17, 2023 vs ANA | 6 Times | Mar 23, 2019 vs NSH | 4 Times | 2 Times | Jan 19, 2023 vs CHI | Mar 14, 2018 vs PIT |

| Goal Streak | Assist Streak | Point Streak |
|---------------------------------|-------------------------------------|----------------------------------|
| 4 Games (4 Goals) Nov 1-6, 2016 | 5 Games (7 Assists) Oct 13-22, 2022 | 9 Games (5-11—16) Dec 8-29, 2018 |

'25-26 Reg. Season:

*Skated in his 800th career game on Jan 11 at BOS. Became 17th player from the 2010 NHL Draft to reach the mark.

*Was sidelined with an upper-body injury sustained in training camp until Nov. 8.

*Recorded his first point of the season (1A) on Nov. 16 vs. NSH.

*Scored his first goal of the season vs. BUF on Nov. 26.

Career:

*Played parts of 11 NHL seasons.

*Has 26 PTS (8G-18A) in 56 career playoff GMS.

*Made NHL All-Star Game in 2023.

*Named a Bill Masterton Trophy Finalist in 2022.

*Set career highs in A (36) and PTS (54) in 2022-23.

REGULAR-SEASON NUMBERS w/PIT: 86GP 16G-12A-28PTS**Career Info:****PPG:** 33**SHG:** 10

#16: Justin Brazeau (R)

6' 6", 232 lbs. / Feb 2, 1998 (27 years and 346 days)

Acquired: Signed as a free agent on July 1, 2025.
 Last Goal: DEC 30, 2025 vs CAROLINA (7)
 Last Assist: DEC 30, 2025 vs CAROLINA (7)
 Career Shootouts: 0/0 (0%), 0 GDG

| | GP | G | A | P | +/- | PIM |
|--------------------------------------|-----|----|----|----|-----|-----|
| Regular Season | 31 | 12 | 8 | 20 | 1 | 10 |
| Regular Season Career | 126 | 28 | 21 | 49 | -4 | 30 |
| Regular Season Career vs. Opp | 6 | 3 | 1 | 4 | 3 | 0 |

| | | | | | | | |
|-------------------------------------|---|--|---|-----------------------------|--|---|--|
| 2025-26 Highs: | Goals 3 Dec 28, 2025 @ CHI | Assists 2 2 Times | Points 3 2 Times | +/- +2 2 Times | PIM 4 Jan 11, 2026 @ BOS | Shots 6 Oct 7, 2025 @ NYR | TOI 15:12 Oct 23, 2025 @ FLA |
| | Goal Streak 2 Games 2 Times | Assist Streak 2 Games 2 Times | Point Streak 3 Games 2 Times | | | | |
| Regular Season Career Highs: | Goals 3 Dec 28, 2025 @ CHI | Assists 2 3 Times | Points 3 2 Times | +/- +2 5 Times | PIM 12 Jan 9, 2025 @ TBL | Shots 6 2 Times | TOI 17:25 Nov 14, 2024 @ DAL |
| | Goal Streak 3 Games (4 Goals) Mar 19-23, 2024 | Assist Streak 2 Games 4 Times | Point Streak 3 Games 4 Times | | | | |

'25-26 Reg. Season:

- *Scored his first career hat trick at CHI on Dec. 29.
- *Recorded first career two-goal game at NYR on Oct. 7.
- *Scored two goals on Dec. 14 vs. UTA.
- *Ranks fourth on PIT in goals (12) and ranks tied for second in GWG (3).
- *Had a three-game point streak (1G-3A) from Oct. 25 to Oct. 28, tying his career-long streak.
- *Recorded a goal and two assists vs. VAN on Oct. 21 which is his single game career-high in points (3).
- *Skated in his 100th career NHL game at LAK on Oct. 16.
- *Set a new career-high in goals (12) vs. CAR on Dec. 30.
- *Had a three-game point streak (4G-2A) from Dec. 23 to Dec. 30.

Career:

- * Spent parts of two seasons in the NHL, recording 29 points (16G-13A) in 95 career games.
- *Played in 189 career AHL games and totaled 118 points (53G-65A).
- *Registered 75 points (36G-38A) in 75 career games in the ECHL.

REGULAR-SEASON NUMBERS w/PIT: 31GP 12G-8A-20PTS**Career Info:**

PPG: 8
SHG: 0

#17: Bryan Rust (R)

5' 11", 202 lbs. / May 11, 1992 (33 years and 248 days)

RUHST, BRIGH-uhn

Drafted: 2010 PIT, 3rd round, 20th pick (80th overall)

Last Goal: JAN 3, 2026 @ DETROIT (3)

Last Assist: JAN 1, 2026 vs DETROIT (4)

Career Shootouts: 7/17 (41%), 2 GDG

| | GP | G | A | P | +/- | PIM |
|--------------------------------------|-----|-----|-----|-----|-----|-----|
| Regular Season | 41 | 16 | 20 | 36 | -2 | 16 |
| Regular Season Career | 679 | 219 | 254 | 473 | 36 | 221 |
| Regular Season Career vs. Opp | 37 | 12 | 17 | 29 | 2 | 10 |

2025-26 Highs:

| Goals | Assists | Points | +/- | PIM | Shots | TOI |
|---------|---------|---------|---------|---------|---------|---------------------|
| 2 | 2 | 3 | +2 | 2 | 6 | 25:35 |
| 2 Times | 4 Times | 4 Times | 8 Times | 8 Times | 3 Times | Dec 11, 2025 vs MTL |

| Goal Streak | Assist Streak | Point Streak |
|---|--------------------|--|
| 4 Games (4 Goals) Dec 11-16, 2025 | 3 Games 2 Times | 6 Games (4-4-8) Dec 21, 2025 - Jan 3, 2026 |

Regular Season**Career Highs:**

| Goals | Assists | Points | +/- | PIM | Shots | TOI |
|---------|---------|--------------------|-------------------|---------------------|---------------------|-------------------|
| 3 | 3 | 5 | +5 | 12 | 11 | 26:06 |
| 6 Times | 3 Times | Jan 2, 2022 vs SJS | Nov 4, 2023 @ SJS | Dec 30, 2019 vs OTT | Jan 22, 2021 vs NYR | Jan 2, 2023 @ BOS |

| Goal Streak | Assist Streak | Point Streak |
|---|--------------------|--------------------|
| 5 Games (7 Goals) Jan 30 - Feb 13, 2022 | 4 Games 2 Times | 6 Games 4 Times |

'25-26 Reg. Season:

*Leads PIT forwards in blocked shots (46).

*Leads PIT forwards in TOI (20:19).

*Recorded his fourth three-point (1G-2A) game of the season on Dec. 13 vs. SJS.

*Had a six-game point streak (4G-4A) from Dec. 21 to Jan. 3.

*Had a four-game point streak (4G-3A) from Dec. 11 to Dec. 16.

*Had a five-game point streak (4G-4A) from Oct. 23 to Oct. 30.

*Leads PIT in GWG (4).

*Recorded a joint career-high with 5 blocked shots at DAL on Dec. 7.

Career:

*Skated in 500th career NHL GM Apr. 2, 2023 vs PHI.

*Tallied 300th career NHL PT on Jan. 26 at WSH.

*1st NHL player since Jeremy Roenick (1991-92) to have 1st 3 multi-goal playoff games come in elimination GP.

*2016 & '17 Stanley Cup champion.

*Set a career-high point total of 59 (28G-31A) with an assist on Apr. 6, 2025 at CHI.

*Set a career-high goal total of 29 on Apr. 11, 2025 at NJD.

*Recorded 400th career PT in his 600th career GM on Jan. 3, 2025 at FLA.

Career Info:**PPG:** 38**SHG:** 6

#18: Thomas Novak (C)

6' 1", 190 lbs. / Apr 28, 1997 (28 years and 261 days)

Drafted: 2015 NSH, 3rd round, 24th pick (85th overall)

Acquired: From Nashville with Luke Schenn in exchange for Michael Bunting and 2026 fourth-round draft pick on Mar. 5, 2025.

Last Goal: JAN 4, 2026 @ COLUMBUS (4)

Last Assist: DEC 30, 2025 vs CAROLINA (7)

Career Shootouts: 1/3 (33%), 1 GDG

| | GP | G | A | P | +/- | PIM |
|--------------------------------------|-----|----|----|-----|-----|-----|
| Regular Season | 45 | 8 | 13 | 21 | -2 | 16 |
| Regular Season Career | 248 | 57 | 81 | 138 | -11 | 38 |
| Regular Season Career vs. Opp | 5 | 1 | 1 | 2 | 0 | 0 |

| | | | | | | | |
|-------------------------------------|---|--|---|--|----------------------------|--|--|
| 2025-26 Highs: | Goals 1 8 Times | Assists 2 2 Times | Points 2 4 Times | +/- +2 Dec 4, 2025 @ TBL | PIM 4 2 Times | Shots 6 Dec 9, 2025 vs ANA | TOI 18:42 Dec 9, 2025 vs ANA |
| | Goal Streak 2 Games (2 Goals) Dec 7-9, 2025 | Assist Streak 2 Games 2 Times | Point Streak 5 Games (3-3-6) Dec 1-11, 2025 | | | | |
| Regular Season Career Highs: | Goals 2 5 Times | Assists 3 2 Times | Points 4 Apr 1, 2023 vs STL | +/- +3 3 Times | PIM 4 2 Times | Shots 7 Dec 30, 2022 @ ANA | TOI 23:08 Mar 9, 2023 @ ARI |
| | Goal Streak 3 Games 2 Times | Assist Streak 4 Games 2 Times | Point Streak 5 Games 5 Times | | | | |

'25-26 Reg. Season:

*Scored his first goal as a Penguin vs. VAN on Oct 21.

*Recorded his first point with PIT on Oct. 9 vs. NYI.

*Recorded his third multi-point game of the season vs. EDM on Dec. 16.

*Had a five-game point streak (3G-3A) from Dec. 1-Dec. 11 which tied his career-long.

*Had a three-game point streak (1G-2A) from Oct. 21 to Oct. 25.

*Recorded five shots at MIN on Oct. 30 which is the third highest single game total in his career.

Career:

*Has played parts of four NHL seasons with NSH from 2021-2025.

*Notched 49 goals, 68 assists, 117 points and six GWG in 201 career games with NSH.

*Set career highs in goals (18), assists (27) and points (45) in 2023-24.

*Ranked fourth on NSH in goals and points from his NHL debut to the time of his trade to PIT.

REGULAR-SEASON NUMBERS w/PIT: 47GP 8G-13A-21PTS**Career Info:****PPG:** 16**SHG:** 0

#19: Connor Dewar (C)

5' 10", 187 lbs. / Jun 26, 1999 (26 years and 202 days)

Drafted: 2018 MIN, 3rd round, 30th pick (92nd overall)

Acquired: From Toronto with Conor Timmins in exchange for a 2025 fifth-round pick.

Last Goal: JAN 8, 2026 vs NEW JERSEY (3)

Last Assist: JAN 8, 2026 vs NEW JERSEY (3)

Career Shootouts: 0/0 (0%), 0 GDG

| | | | | | | |
|--------------------------------------|-----------|----------|----------|----------|------------|------------|
| | GP | G | A | P | +/- | PIM |
| Regular Season | 45 | 8 | 8 | 16 | 0 | 10 |
| Regular Season Career | 283 | 31 | 38 | 69 | -20 | 127 |
| Regular Season Career vs. Opp | 11 | 0 | 2 | 2 | 1 | 5 |

2025-26 Highs:

| | | | | | | |
|------------------------------|--------------------------------|---|---|----------------------------|--|---|
| Goals 1 8 Times | Assists 1 8 Times | Points 2 Jan 8, 2026 vs NJD | +/- +3 Dec 28, 2025 @ CHI | PIM 2 5 Times | Shots 6 Oct 30, 2025 @ MIN | TOI 17:13 Nov 26, 2025 vs BUF |
|------------------------------|--------------------------------|---|---|----------------------------|--|---|

| | | |
|---|---|--|
| Goal Streak 2 Games (2 Goals) Oct 21-23, 2025 | Assist Streak 2 Games (2 Assists) Jan 4-8, 2026 | Point Streak 3 Games (2-2-4) Jan 3-8, 2026 |
|---|---|--|

Regular Season Career Highs:

| | | | | | | |
|--|--------------------------------|---|-----------------------------|--|--|--|
| Goals 3 Nov 30, 2023 @ NSH | Assists 2 3 Times | Points 4 Nov 30, 2023 @ NSH | +/- +3 3 Times | PIM 17 Nov 9, 2022 @ ANA | Shots 6 Oct 30, 2025 @ MIN | TOI 20:32 Apr 13, 2023 @ NSH |
|--|--------------------------------|---|-----------------------------|--|--|--|

| | | |
|--|--|---|
| Goal Streak 2 Games 5 Times | Assist Streak 2 Games 3 Times | Point Streak 3 Games 4 Times |
|--|--|---|

'25-26 Reg. Season:

*Ranks second on PIT in hits (79).

*Has five points (2G-3A) in last nine games.

*Tallied an assist on Dec. 29 at CHI.

*Had three goals in four games from Oct. 16 to Oct. 23.

*Set a new single game career-high in shots with six at MIN on Oct. 30.

*Recorded a season-high six hits at WPG on Nov. 1.

Career:

*Has played parts of four NHL seasons with TOR and MIN from 2021-25.

*Played four AHL seasons with Iowa and Toronto from 2019-22 and '25.

REGULAR-SEASON NUMBERS w/PIT: 62GP 12G-11A-23PTS**Career Info:****PPG:** 0**SHG:** 4

#27: Ryan Graves (D)

6' 5", 225 lbs. / May 21, 1995 (30 years and 238 days)

Drafted: 2013 NYR, 4th round, 19th pick (110th overall)
 Acquired: Signed by Pittsburgh as a free agent on July 1, 2023.
 Last Goal: NOV 8, 2025 @ NEW JERSEY (15)
 Last Assist: MAR 27, 2025 @ BUFFALO (25)
 Career Shootouts: 0/0 (0%), 0 GDG

| | GP | G | A | P | +/- | PIM |
|--------------------------------------|-----|----|----|-----|-----|-----|
| Regular Season | 17 | 1 | 0 | 1 | -4 | 8 |
| Regular Season Career | 450 | 33 | 86 | 119 | 75 | 221 |
| Regular Season Career vs. Opp | 16 | 0 | 3 | 3 | 2 | 6 |

| 2025-26 Highs: | Goals | Assists | Points | +/- | PIM | Shots | TOI |
|-------------------------------------|---------------------------|--|--------------------------------------|---------------|------------------------------|----------------------------|---------------------------------|
| | 1 Nov 8, 2025 @ NJD | - | 1 Nov 8, 2025 @ NJD | +1 3 Times | 2 4 Times | 5 Nov 9, 2025 vs LAK | 20:06 Nov 16, 2025 vs NSH |
| | Goal Streak | Assist Streak | Point Streak | | | | |
| | - | - | - | | | | |
| Regular Season Career Highs: | Goals | Assists | Points | +/- | PIM | Shots | TOI |
| | 1 33 Times | 3 Jan 22, 2022 vs CAR | 3 2 Times | +4 3 Times | 17 May 13, 2021 vs LAK | 7 Dec 28, 2019 @ DAL | 26:43 Mar 4, 2020 vs ANA |
| | Goal Streak | Assist Streak | Point Streak | | | | |
| | 2 Games 3 Times | 4 Games (4 Assists) Jan 7-14, 2023 | 5 Games (2-4-6) Jan 7-16, 2023 | | | | |

'25-26 Reg. Season:

- *Recalled to PIT on Jan. 13.
- *Made his season debut on Nov. 6 vs. WSH.
- *Scored his first goal of the season on Nov. 8 at NJD.
- *Ranked third among WBS defensemen in points (9) at time of call-up.
- *Registered nine points (2G-7A) in 13 games in WBS.

Career:

- *Played parts of six seasons in the NHL split among COL, NJD and PIT, playing 433 career games and scoring 118 points (32G-86A).
- *Skated in 35 career playoff GMS, registering 10 PTS (2G-8A).
- *Finished second among Penguins with 142 BS in 2023-24.
- *Scored first goal with PIT (GWG) vs VGK on Nov. 19, 2023.
- *Played in his 400th NHL game on Dec. 28 at NYI.

REGULAR-SEASON NUMBERS w/PIT: 147GP 4G-14A-18PTS**Career Info:**

PPG: 0
SHG: 0

#28: Parker Wotherspoon (D)

6' 1", 190 lbs. / Aug 24, 1997 (28 years and 143 days)

Drafted: 2015 NYI, 4th round, 21st pick (112th overall)
 Acquired: Signed as a free agent on July 1, 2025.
 Last Goal: NOV 16, 2025 vs NASHVILLE (26)
 Last Assist: JAN 3, 2026 @ DETROIT (5)
 Career Shootouts: 0/0 (0%), 0 GDG

| | GP | G | A | P | +/- | PIM |
|--------------------------------------|-----|---|----|----|-----|-----|
| Regular Season | 45 | 2 | 13 | 15 | 1 | 32 |
| Regular Season Career | 153 | 3 | 28 | 31 | 2 | 77 |
| Regular Season Career vs. Opp | 5 | 0 | 2 | 2 | 2 | 10 |

| 2025-26 Highs: | Goals | Assists | Points | +/- | PIM | Shots | TOI |
|------------------------------|-------------------------|---|--|------------------------------|-----------------------------|-----------------------------|---------------------------------|
| | 1 2 Times | 2 2 Times | 2 2 Times | +4 Oct 27, 2025 vs STL | 10 Oct 28, 2025 @ PHI | 3 3 Times | 24:27 Dec 14, 2025 vs UTA |
| | Goal Streak - | Assist Streak 3 Games (4 Assists) Dec 30, 2025 - Jan 3, 2026 | Point Streak 3 Games (0-4-4) Dec 30, 2025 - Jan 3, 2026 | | | | |
| Regular Season Career Highs: | Goals | Assists | Points | +/- | PIM | Shots | TOI |
| | 1 3 Times | 2 2 Times | 2 2 Times | +4 Oct 27, 2025 vs STL | 10 Oct 28, 2025 @ PHI | 4 Feb 29, 2024 vs VGK | 24:27 Dec 14, 2025 vs UTA |
| | Goal Streak - | Assist Streak 3 Games (4 Assists) Dec 30, 2025 - Jan 3, 2026 | Point Streak 3 Games (0-4-4) Dec 30, 2025 - Jan 3, 2026 | | | | |

'25-26 Reg. Season:

- *Ranks second on PIT in takeaways (20).
- *Leads PIT in hits (86).
- *Tallied one assist and eight hits, the second-most in a game in his career, at CBJ on Nov. 28.
- *Recorded first multi-assist game of his career on Oct. 16 at LAK.
- *Scored his first goal as a Penguin vs. STL on Oct. 27.
- *Ranks third on PIT in TOI/GM (20:31).
- *Recorded a single game career-high +4 rating on Oct. 27 vs. STL.
- *Had seven hits on Oct. 30 at MIN which is the second highest amount in his career.
- *Had seven hits vs. TOR on Nov. 29, which is the second time this season.

Career:

- *Spent parts of three seasons with BOS and NYI.
- *Scored 16 points (1G-15A) in 108 career games in the NHL.
- *Completed parts of nine seasons in the AHL, playing in 312 career games and registering 113 points (23G-90A).

REGULAR-SEASON NUMBERS w/PIT: 45GP 2G-13A-15PTS**Career Info:**

PPG: 0
SHG: 0

#39: Anthony Mantha (R)

6' 5", 240 lbs. / Sep 16, 1994 (31 years and 120 days)

Drafted: 2013 DET, 1st round, 20th pick (20th overall)

Acquired: Signed as a free agent on July 2, 2025.

Last Goal: DEC 30, 2025 vs CAROLINA (7)

Last Assist: JAN 4, 2026 @ COLUMBUS (4)

Career Shootouts: 2/7 (29%), 1 GDG

| | GP | G | A | P | +/- | PIM |
|--------------------------------------|-----|-----|-----|-----|-----|-----|
| Regular Season | 45 | 14 | 15 | 29 | 8 | 15 |
| Regular Season Career | 552 | 160 | 172 | 332 | -5 | 292 |
| Regular Season Career vs. Opp | 20 | 5 | 12 | 17 | 7 | 9 |

2025-26 Highs:

| Goals | Assists | Points | +/- | PIM | Shots | TOI |
|-----------------------------|--------------|-----------------------------|------------------------------|---------------------------|--------------|--------------------------------|
| 2 Dec 30, 2025 vs CAR | 2 2 Times | 3 Dec 13, 2025 vs SJS | +3 Oct 27, 2025 vs STL | 5 Nov 8, 2025 @ NJD | 5 2 Times | 19:11 Dec 9, 2025 vs ANA |

| Goal Streak | Assist Streak | Point Streak |
|---|--------------------|--------------------|
| 3 Games (4 Goals) Dec 23-30, 2025 | 2 Games 2 Times | 4 Games 2 Times |

Regular Season Career Highs:

| Goals | Assists | Points | +/- | PIM | Shots | TOI |
|----------------------------|-----------------------------|-----------------------------|---------------|------------------------------|------------------------------|--------------------------------|
| 4 Oct 6, 2019 vs DAL | 4 Feb 20, 2019 vs CHI | 5 Mar 31, 2019 vs BOS | +3 9 Times | 25 Nov 15, 2017 vs CGY | 10 Nov 26, 2018 vs CBJ | 23:55 Nov 21, 2019 @ CBJ |

| Goal Streak | Assist Streak | Point Streak |
|---|--------------------|--------------------|
| 5 Games (5 Goals) Apr 10-18, 2021 | 4 Games 3 Times | 6 Games 2 Times |

'25-26 Reg. Season:

*Notched his first goal as a Penguin on Oct. 14 at ANA.

*Ranks third on PIT in goals (14).

*Has seven points (4G-3A) in last 10 games.

*Had a four-game point streak (3G-2A) from Dec. 23 to Jan. 1.

*Had a season-high three points (1G-2A) vs. SJS on Dec. 13.

*Recorded two assists vs. EDM on Dec. 16.

*Tallied a goal and an assist at CHI on Dec. 29.

Career:

*Has played parts of 10 NHL seasons.

*Scored 303 points (146G-157A) in 507 career games in the NHL.

*Played in 132 career AHL games and totaled 88 points (44G-44A).

*First round pick (20th overall) by DET in 2013 NHL Draft.

REGULAR-SEASON NUMBERS w/PIT: 45GP 14G-15A-29PTS**Career Info:****PPG:** 36**SHG:** 1

#46: Blake Lizotte (C)

5' 9", 176 lbs. / Dec 13, 1997 (28 years and 32 days)

Acquired: Signed by Pittsburgh as a free agent on July 1, 2024.
 Last Goal: JAN 8, 2026 vs NEW JERSEY (3)
 Last Assist: JAN 3, 2026 @ DETROIT (5)
 Career Shootouts: 0/0 (0%), 0 GDG

| | GP | G | A | P | +/- | PIM |
|--------------------------------------|-----|----|----|-----|-----|-----|
| Regular Season | 36 | 5 | 5 | 10 | 6 | 10 |
| Regular Season Career | 415 | 53 | 83 | 136 | 36 | 190 |
| Regular Season Career vs. Opp | 13 | 2 | 2 | 4 | 0 | 8 |

| 2025-26 Highs: | Goals | Assists | Points | +/- | PIM | Shots | TOI |
|----------------|---------|--------------------|--------------------|---------|---------------------|---------|---------------------|
| | 1 | 2 | 2 | +2 | 4 | 4 | 17:15 |
| | 5 Times | Dec 28, 2025 @ CHI | Dec 28, 2025 @ CHI | 2 Times | Nov 21, 2025 vs MIN | 2 Times | Oct 21, 2025 vs VAN |

| Goal Streak | Assist Streak | Point Streak |
|-------------|---------------|-------------------------------|
| - | - | 2 Games (1-1—2) Jan 1-3, 2026 |

| Regular Season Career Highs: | Goals | Assists | Points | +/- | PIM | Shots | TOI |
|------------------------------|--------------------|---------|---------------------|-------------------|---------------------|--------------------|--------------------|
| | 2 | 2 | 3 | +4 | 15 | 7 | 19:00 |
| | Apr 12, 2022 @ CHI | 5 Times | Apr 20, 2021 vs ANA | Jan 7, 2023 @ VGK | Mar 25, 2023 vs WPG | Feb 17, 2023 @ ANA | Mar 27, 2025 @ BUF |

| Goal Streak | Assist Streak | Point Streak |
|-----------------|-----------------|--------------------------------------|
| 2 Games 5 Times | 3 Games 2 Times | 4 Games (3-3—6) Nov 30 - Dec 7, 2024 |

'25-26 Reg. Season:

- *Recorded first multi-point game of the season (2A) on his return from injury on Dec. 29 in CHI.
- *Has five points (2G-3A) in last nine games.
- *Leads PIT forwards in SH TOI/GP (2:34).
- *Skated in his 400th career game vs. SEA on Nov. 22, became 30th active undrafted player to hit that mark.

Career:

- *Played parts of six seasons in the NHL with LAK and PIT.
- *Played 320 career NHL games, scoring 106 points (37G-69A).
- *Played in 15 career playoff GMS, totaling 1G and 1A.
- *Set career highs in G (11), A (23), and PTS (34) in 2022-23.
- *Tied his career-high goal total of 11 with a tally on Apr. 5, 2025 at DAL.
- *Had a four-game PT streak (3G-3A) from Nov. 30-Dec. 7, 2024, the longest of his career.
- *Had 20 PTS (11G-9A) in 59 games in 2024-25. His fourth 20-point season of his career.

REGULAR-SEASON NUMBERS w/PIT: 94GP 16G-14A-30PTS**Career Info:**

PPG: 3
SHG: 6

#55: Noel Acciari (C)

5' 11", 204 lbs. / Dec 1, 1991 (34 years and 44 days)

Acquired: Signed by Pittsburgh as a free agent on July 2, 2023.
 Last Goal: JAN 4, 2026 @ COLUMBUS (4)
 Last Assist: JAN 8, 2026 vs NEW JERSEY (3)
 Career Shootouts: 0/0 (0%), 0 GDG

| | GP | G | A | P | +/- | PIM |
|--------------------------------------|-----|----|----|-----|-----|-----|
| Regular Season | 32 | 4 | 6 | 10 | 3 | 17 |
| Regular Season Career | 550 | 72 | 57 | 129 | -39 | 185 |
| Regular Season Career vs. Opp | 17 | 1 | 1 | 2 | -6 | 12 |

| 2025-26 Highs: | Goals | Assists | Points | +/- | PIM | Shots | TOI |
|----------------|---------|---------|----------|-----------------------|-----------------------|---------|------------------------|
| | 1 | 1 | 1 | +2 | 10 | 3 | 16:28 |
| | 4 Times | 6 Times | 10 Times | Oct 23, 2025 @ FLA | Oct 28, 2025 @ PHI | 5 Times | Dec 30, 2025 vs CAR |

| Goal Streak | Assist Streak | Point Streak |
|-------------|---------------|--------------------|
| - | - | 2 Games 2 Times |

| Regular Season Career Highs: | Goals | Assists | Points | +/- | PIM | Shots | TOI |
|------------------------------|---------|---------|------------------------|------------------------|-----------------------|------------------------|-----------------------|
| | 3 | 2 | 4 | +4 | 17 | 7 | 22:35 |
| | 3 Times | 5 Times | Dec 20, 2019 vs DAL | Dec 16, 2019 vs OTT | Mar 31, 2019 @ DET | Mar 11, 2023 vs EDM | Mar 27, 2021 @ DAL |

| Goal Streak | Assist Streak | Point Streak |
|--------------------|--------------------|--------------------|
| 3 Games 2 Times | 2 Games 2 Times | 3 Games 4 Times |

'25-26 Reg. Season:

- *Recorded his first point of the season at LAK on Oct. 16.
- *Tallied an assist in his first game back from injury at DAL on Dec. 7.
- *Scored his first goal of the season on Dec. 9 vs. ANA.
- *Recorded a goal on Dec. 21 vs. MTL.

Career:

- *Spent parts of nine seasons in the NHL split between PIT, BOS, FLA, STL, and TOR.
- *Established career highs in G (20) and PTS (27) during the 2019-20 campaign.
- *Skated in his 400th NHL GM on Nov. 18, 2023, against CAR.
- *Registered nine PTS (6G-3A) in 65 Stanley Cup Playoff GMS with BOS, FLA, and TOR.
- *Posted a career-best four playoff PTS (2G-2A) in 19 GMS with BOS during the 2019 postseason - reached Stanley Cup Final.
- *Appeared in 500th NHL game on Feb. 27, 2025 vs PHI.

REGULAR-SEASON NUMBERS w/PIT: 166GP 13G-16A-29PTS.**Career Info:****PPG:** 1**SHG:** 2

#58: Kris Letang (D)

6' 0", 199 lbs. / Apr 24, 1987 (38 years and 265 days)

Ile-TANG, KRIHS

Drafted: 2005 PIT, 3rd round, 1st pick (62nd overall)

Last Goal: JAN 1, 2026 vs DETROIT (6)

Last Assist: JAN 13, 2026 vs TAMPA BAY

Career Shootouts: 27/87 (31%), 15 GDG

| | GP | G | A | P | +/- | PIM |
|--------------------------------------|------|-----|-----|-----|-----|-----|
| Regular Season | 45 | 3 | 20 | 23 | 2 | 20 |
| Regular Season Career | 1206 | 178 | 617 | 795 | 87 | 825 |
| Regular Season Career vs. Opp | 73 | 12 | 43 | 55 | 32 | 51 |

2025-26 Highs:

| Goals | Assists | Points | +/- | PIM | Shots | TOI |
|---------|---------|---------|---------|----------|--------------------|--------------------|
| 1 | 2 | 2 | +3 | 2 | 4 | 26:50 |
| 3 Times | 2 Times | 3 Times | 2 Times | 10 Times | Oct 9, 2025 vs NYI | Oct 9, 2025 vs NYI |

| Goal Streak | Assist Streak | Point Streak |
|-------------|--------------------|--------------------|
| - | 3 Games 3 Times | 3 Games 3 Times |

Regular Season Career Highs:

| Goals | Assists | Points | +/- | PIM | Shots | TOI |
|----------|--------------------|--------------------|--------------------|---------------------|---------|---------------------|
| 2 | 6 | 6 | +6 | 22 | 9 | 35:14 |
| 17 Times | Dec 27, 2023 @ NYI | Dec 27, 2023 @ NYI | Dec 27, 2023 @ NYI | Mar 15, 2015 vs DET | 4 Times | Mar 29, 2016 vs BUF |

| Goal Streak | Assist Streak | Point Streak |
|---|---|---|
| 3 Games (3 Goals) Nov 27-30, 2019 | 8 Games (10 Assists) Mar 26 - Apr 7, 2016 | 10 Games (2-13-15) Jan 2-21, 2022 |

25-26 Reg. Season:

*Became the 20th defenseman in history to record 600 assists vs. VAN on Oct. 21.

*Surpassed Doug Wilson for ninth in points by a defenseman with one team (780) on Nov. 9 vs. LAK.

*Skated in his 1,200th career game on Jan 1. vs. DET where he scored the overtime winner.

*Scored OT winner and an assist vs. CBJ on Nov. 28.

*Has six points (6A) in last 10 games.

*Was on a three-game point streak (3A) from Dec. 11 to Dec. 14.

Career:

*Three-time Stanley Cup Champion owns every single significant team record for a defenseman.

*Skated in his 1,000th career game on April 2, 2023, becoming the first defenseman in franchise history to do so.

*Ranks first in career playoff G (23), and second in playoff A (67) and PTS (90) among all active NHL defenseman.

*Became the first defenseman to record five PTS in a single period in NHL history on Dec. 27, 2023 at NYI and Tied the NHL record for assists in a single game by a defenseman (6).

Career Info:**PPG:** 57**SHG:** 6

#59: Egor Chinakhov (R)

6' 1", 203 lbs. / Feb 1, 2001 (24 years and 347 days)

Drafted: 2020 CBJ, 1st round, 21st pick (21st overall)

Acquired: From Columbus in exchange for a 2026 second round pick, 2027 third round pick and Danton Heinen on December 29, 2025.

Last Goal: JAN 10, 2026 vs CALGARY (2)

Last Assist: JAN 4, 2026 @ COLUMBUS (4)

Career Shootouts: 3/6 (50%), 2 GDG

| | GP | G | A | P | +/- | PIM |
|--------------------------------------|-----|----|----|----|-----|-----|
| Regular Season | 36 | 5 | 4 | 9 | -5 | 6 |
| Regular Season Career | 211 | 39 | 41 | 80 | -47 | 42 |
| Regular Season Career vs. Opp | 5 | 0 | 1 | 1 | -2 | 2 |

| 2025-26 Highs: | Goals | Assists | Points | +/- | PIM | Shots | TOI |
|------------------------------|---|--|--|------------------------|---------|---------|------------------------|
| | 1 | 1 | 2 | +2 | 2 | 4 | 16:19 |
| | 5 Times | 4 Times | Oct 28, 2025 @ BUF | Oct 28, 2025 @ BUF | 3 Times | 2 Times | Nov 24, 2025 @ WSH |
| | Goal Streak 2 Games (2 Goals) Oct 25-28, 2025 | Assist Streak - | Point Streak 2 Games 3 Times | | | | |
| Regular Season Career Highs: | Goals | Assists | Points | +/- | PIM | Shots | TOI |
| | 2 | 2 | 3 | +3 | 4 | 7 | 21:59 |
| | 3 Times | 6 Times | 2 Times | Nov 27, 2023 vs BOS | 2 Times | 3 Times | Jan 15, 2024 vs VAN |
| | Goal Streak 4 Games (5 Goals) Dec 8-16, 2023 | Assist Streak 3 Games 2 Times | Point Streak 6 Games (6-4-10) Dec 8-21, 2023 | | | | |

'25-26 Reg. Season:

*Scored a goal vs. CGY on Jan 10.

*Scored his first goal with PIT at DET on Jan. 3.

*Tallied an assist on Jan 4 at CBJ.

*Made his PIT debut on Jan. 1 vs. DET where he played for 10:28 and had one shot.

*Acquired on Dec. 29.

*Had six points (3G-3A) in 29 games with CBJ.

Career:

*Set career-highs in goals (16), assists (13) and points (29) in 2023-24 season with CBJ.

*Has played 209 career games across five seasons in the NHL.

REGULAR-SEASON NUMBERS w/PIT: 7GP 2G-1A-3PTS.**Career Info:****PPG:** 5**SHG:** 0

#65: Erik Karlsson (D) (*Injured)**6' 0", 185 lbs. / May 31, 1990 (35 years and 228 days)**

Drafted: 2008 OTT, 1st round, 15th pick (15th overall)
 Acquired: From San Jose in a three-team trade that included Montreal on August 6, 2023.
 Last Goal: JAN 8, 2026 vs NEW JERSEY (2)
 Last Assist: JAN 8, 2026 vs NEW JERSEY (2)
 Career Shootouts: 6/26 (23%), 6 GDG

| | GP | G | A | P | +/- | PIM |
|--------------------------------------|------|-----|-----|-----|------|-----|
| Regular Season | 44 | 4 | 29 | 33 | -1 | 14 |
| Regular Season Career | 1128 | 204 | 699 | 903 | -124 | 500 |
| Regular Season Career vs. Opp | 42 | 8 | 26 | 34 | 12 | 20 |

| 2025-26 Highs: | Goals | Assists | Points | +/- | PIM | Shots | TOI |
|-----------------------|--------------|-----------------------------|-----------------------------|---------------|--------------|--------------|--------------------------------|
| | 1 4 Times | 3 Oct 27, 2025 vs STL | 3 Oct 27, 2025 vs STL | +3 3 Times | 2 7 Times | 6 2 Times | 31:42 Oct 28, 2025 @ PHI |

| Goal Streak | Assist Streak | Point Streak |
|-------------|--------------------|--------------------------------------|
| - | 3 Games 2 Times | 5 Games (2-5-7) Dec 9-16, 2025 |

| Regular Season Career Highs: | Goals | Assists | Points | +/- | PIM | Shots | TOI |
|-------------------------------------|----------------------------|--------------|---------------|---------------|----------------------------|-----------------------------|--------------------------------|
| | 3 Nov 1, 2022 vs ANA | 4 3 Times | 4 10 Times | +5 6 Times | 12 Mar 7, 2023 @ COL | 11 Feb 7, 2013 vs CAR | 36:34 Dec 20, 2015 @ TBL |

| Goal Streak | Assist Streak | Point Streak |
|--|---|--|
| 4 Games (7 Goals) Oct 27 - Nov 3, 2022 | 14 Games (20 Assists) Dec 3, 2022 - Jan 6, 2023 | 14 Games (2-20-22) Dec 3, 2022 - Jan 6, 2023 |

'25-26 Reg. Season:

*Injured on Jan. 13.

*Ranks first on PIT in assists (29), tied for 6th in the NHL among defensemen at time of injury.

*Recorded three assists vs. STL on Oct. 27.

*Skated in his 1,100th career game on Nov. 8 at NJD.

*Recorded his 900th career point with two assists vs. DET on Jan 1.

*Was on a five-game point streak (2G-5A) from Dec. 9 to Dec. 16.

*Had a career-long nine-game home point streak (3G-10A).

*Has nine multi-point games.

Career:

*Won the Norris trophy as the NHL's best defenseman in 2011-12, '14-15, and '22-23. Only four defensemen in history have more.

*Is a seven-time NHL All Star.

*Leads all defensemen in A and PTS since his NHL debut in 2009-10 and ranks second in goals behind Brent Burns.

*Recorded his 200th career goal on Apr. 8, 2025 vs. CHI.

*Recorded his 12th-career OT goal and 40th career OT point on Mar. 11, 2025 vs. Vegas. Most OT points among defensemen in NHL history.

REGULAR-SEASON NUMBERS w/PIT: 208GP 26G-116A-142PTS.**Career Info:****PPG:** 46**SHG:** 2

#67: Rickard Rakell (R)

6' 1", 194 lbs. / May 5, 1993 (32 years and 254 days)

Drafted: 2011 ANA, 1st round, 30th pick (30th overall)

Acquired: From Anaheim in exchange for Zach Aston-Reese, Dominik Simon, Calle Clang and 2022 second-round draft pick on Mar. 22, 2022.

Last Goal: JAN 4, 2026 @ COLUMBUS (4)

Last Assist: JAN 8, 2026 vs NEW JERSEY (3)

Career Shootouts: 18/44 (41%), 4 GDG

| | GP | G | A | P | +/- | PIM |
|--------------------------------------|-----|-----|-----|-----|-----|-----|
| Regular Season | 25 | 6 | 11 | 17 | 1 | 2 |
| Regular Season Career | 827 | 242 | 294 | 536 | -38 | 174 |
| Regular Season Career vs. Opp | 20 | 10 | 7 | 17 | 3 | 4 |

| 2025-26 Highs: | Goals | Assists | Points | +/- | PIM | Shots | TOI |
|-------------------------------------|---|---|---------------------------------------|----------------------|------------------------|--------------|------------------------|
| | 1 | 2 | 2 | +2 | 2 | 6 | 24:14 |
| | 6 Times | Jan 8, 2026 vs NJD | 4 Times | 4 Times | Oct 14, 2025 @ ANA | 2 Times | Jan 4, 2026 @ CBJ |
| | Goal Streak | Assist Streak | Point Streak | | | | |
| | 2 Games (2 Goals) Jan 3-4, 2026 | 4 Games (4 Assists) Oct 16-23, 2025 | 5 Games (2-4-6) Oct 14-23, 2025 | | | | |
| Regular Season Career Highs: | Goals | Assists | Points | +/- | PIM | Shots | TOI |
| | 3 | 3 | 4 | +4 | 15 | 9 | 25:36 |
| | 2 Times | 5 Times | 2 Times | Apr 2, 2024 @ NJD | Feb 27, 2019 vs CHI | 2 Times | Jan 11, 2024 vs VAN |
| | Goal Streak | Assist Streak | Point Streak | | | | |
| | 6 Games (7 Goals) Dec 21, 2017 - Jan 2, 2018 | 4 Games 4 Times | 6 Games 5 Times | | | | |

'25-26 Reg. Season:

*Scored a goal and assist on Dec. 21 vs. MTL.

*Scored tying goal on Jan 4 at CBJ.

*Recorded two assists vs. NJD on Jan 8.

*Returned from injury on Dec. 13 vs. SJS.

*Has nine points (3G-6A) in 16 games back from injury.

Career:

*Played parts of 12 NHL seasons.

*Hit 50-PT plateau and 25 goals for 3rd time in career in 2022-23.

*Scored 200th career goal at TOR on Apr. 8, 2024.

*When traded to PIT, his 154 goals and 33 PPG were most on the Ducks since '14-15 season, while 335 points were second to Ryan Getzlaf (405).

*Best NHL season came in '24-25 with career highs in GP (80), G (35), A (35), PTS (70), PPG (9).

*Led NHL with career-high 10 GWGs in 2016-17 season.

*Reached 500 career NHL points on Mar. 2, 2025 vs. TOR.

*Skated in his 800th career game on Apr. 11, 2025 at NJD.

REGULAR-SEASON NUMBERS w/PIT: 277GP 88G-109A-197PTS**Career Info:****PPG:** 59**SHG:** 0

#71: Evgeni Malkin (C)

6' 5", 213 lbs. / Jul 31, 1986 (39 years and 167 days)

MAHL-kihñ, ehv-GEH-nee

Drafted: 2004 PIT, 1st round, 2nd pick (2nd overall)

Last Goal: JAN 13, 2026 vs TAMPA BAY

Last Assist: JAN 10, 2026 vs CALGARY (2)

Career Shootouts: 26/77 (34%), 11 GDG

| | GP | G | A | P | +/- | PIM |
|--------------------------------------|------|-----|-----|------|-----|------|
| Regular Season | 30 | 10 | 22 | 32 | 7 | 26 |
| Regular Season Career | 1243 | 524 | 854 | 1378 | 35 | 1228 |
| Regular Season Career vs. Opp | 79 | 32 | 65 | 97 | 4 | 140 |

2025-26 Highs:

| Goals | Assists | Points | +/- | PIM | Shots | TOI |
|----------------------|-----------------------|---------|------------------------|-----------------------|----------------------|----------------------|
| 2 | 3 | 3 | +3 | 4 | 8 | 22:33 |
| Dec 4, 2025 @ TBL | Oct 9, 2025 vs NYI | 2 Times | Oct 27, 2025 vs STL | Oct 28, 2025 @ PHI | Nov 3, 2025 @ TOR | Nov 3, 2025 @ TOR |

| Goal Streak | Assist Streak | Point Streak |
|--------------------|---|--|
| 2 Games 2 Times | 5 Games (7 Assists) Oct 18-27, 2025 | 7 Games (3-8—11) Oct 14-27, 2025 |

Regular Season Career Highs:

| Goals | Assists | Points | +/- | PIM | Shots | TOI |
|----------|------------------------|---------|---------|-----------------------|---------|------------------------|
| 3 | 5 | 5 | +4 | 28 | 12 | 27:48 |
| 13 Times | Jan 20, 2007 vs TOR | 8 Times | 3 Times | Apr 2, 2023 vs PHI | 3 Times | Feb 13, 2008 vs BOS |

| Goal Streak | Assist Streak | Point Streak |
|--------------------|---|---------------------|
| 6 Games 2 Times | 13 Games (21 Assists) Oct 16 - Nov 15, 2008 | 15 Games 2 Times |

'25-26 Reg. Season:

*Held to 0 points eight times in 30 games this season.

*Has eight multi-point games.

*Ranks fourth on PIT in points (32) and third for assists (22).

*Has points in 14 of his last 19 games (7G-9A).

*Record three points (2G-1A) on Dec. 4 at TBL.

*Has three points (2G-1A) in four games back from injury.

*Returned from injury on Jan. 8 vs. NJD.

Career:

*Ranks 2nd in points among Russian-born players in history.

*Skated in 1,000th career game on 11/20/22 @ CHI, 2nd player in Pens history.

*Notched 700th assist on 4/9/22 v WSH, 23rd-fastest in NHL history (2nd-fastest active).

*Reached 1,261 PTS through 1,100 GP on Jan. 4. Was the second-most PTS through 1,100 GP among active players, trailing only Sidney Crosby.

*Became 4th Russian-born player to win 3 Stanley Cups (2009, '16, '17).

*Tallied 500th career NHL goal vs. BUF on Oct. 16, 2024. Second Russian-born player to do so.

*Notched his 1,300th career PT on Oct. 12, 2024 at TOR.

Career Info:**PPG:** 186**SHG:** 4

#75: Connor Clifton (D)

6' 0", 196 lbs. / Apr 28, 1995 (30 years and 261 days)

Drafted: 2013 PHX, 5th round, 12th pick (133rd overall)

Acquired: From Buffalo with a 2025 second-round pick in exchange for Connor Timmins and Issac Belliveau.

Last Goal: APR 13, 2025 @ TAMPA BAY (19)

Last Assist: APR 17, 2025 vs PHILADELPHIA (17)

Career Shootouts: 0/0 (0%), 0 GDG

| | GP | G | A | P | +/- | PIM |
|--------------------------------------|-----|----|----|----|-----|-----|
| Regular Season | 17 | 0 | 0 | 0 | -3 | 22 |
| Regular Season Career | 401 | 15 | 62 | 77 | 40 | 312 |
| Regular Season Career vs. Opp | 19 | 0 | 5 | 5 | 2 | 11 |

| 2025-26 Highs: | Goals | Assists | Points | +/- | PIM | Shots | TOI |
|----------------|-------|---------|--------|---------------|------------------------------|--------------|---------------------------------|
| | - | - | - | +1 2 Times | 12 Jan 13, 2026 vs TBL | 2 3 Times | 19:28 Nov 16, 2025 vs NSH |

| Goal Streak | Assist Streak | Point Streak |
|-------------|---------------|--------------|
| - | - | - |

| Regular Season Career Highs: | Goals | Assists | Points | +/- | PIM | Shots | TOI |
|------------------------------|---------------|--------------|---------------|------------------------------|-----------------------------|--------------|--------------------------------|
| | 1 15 Times | 2 7 Times | 2 10 Times | +5 Dec 21, 2023 vs TOR | 20 Oct 27, 2023 @ NJD | 6 2 Times | 25:38 Mar 5, 2021 vs WSH |

| Goal Streak | Assist Streak | Point Streak |
|---|--------------------|--------------------|
| 2 Games (2 Goals) Mar 24-27, 2024 | 3 Games 2 Times | 3 Games 3 Times |

'25-26 Reg. Season:

*Ranks third on PIT in hits (72).

*Skated in his 400th career game on Jan. 11 at BOS.

*His 8 hits on Oct. 14 were 1 shy of a career-high and most by a Penguin since Kris Letang on 1/22/24 (8).

*Recorded seven hits vs. MTL on Dec. 11.

*Recorded a team-high 3 takeaways on Dec. 9 vs. ANA.

Career:

*Played parts of seven NHL seasons with BOS and BUF.

*Has 77 points (15G-62A) in 384 career NHL games.

*Set career-highs in goals (5), assists (18) and points (23) with BOS in 2022-23 season.

REGULAR-SEASON NUMBERS w/PIT: 17GP 0G-0A-0PTS**Career Info:****PPG:** 0**SHG:** 1

#77: Brett Kulak (D)

6' 1", 192 lbs. / Jan 6, 1994 (32 years and 8 days)

Drafted: 2012 CGY, 4th round, 14th pick (105th overall)

Acquired: From Edmonton with Stuart Skinner and a 2029 second-round draft pick in exchange for Tristan Jarry and Sam Poulin on Dec. 12, 2025.

Last Goal: FEB 27, 2025 @ FLORIDA (68)

Last Assist: JAN 3, 2026 @ DETROIT (5)

Career Shootouts: 0/0 (0%), 0 GDG

| | | | | | | |
|--------------------------------------|-----------|----------|----------|----------|------------|------------|
| | GP | G | A | P | +/- | PIM |
| Regular Season | 45 | 0 | 4 | 4 | -7 | 22 |
| Regular Season Career | 625 | 28 | 101 | 129 | -1 | 260 |
| Regular Season Career vs. Opp | 17 | 1 | 3 | 4 | 0 | 8 |

| | | | | | | | |
|-----------------------|--------------|----------------------------|----------------------------|---------------|--------------|--------------|---------------------------------|
| 2025-26 Highs: | Goals | Assists | Points | +/- | PIM | Shots | TOI |
| | - | 2 Oct 19, 2025 @ DET | 2 Oct 19, 2025 @ DET | +2 4 Times | 4 2 Times | 3 6 Times | 25:56 Jan 13, 2026 vs TBL |

| | | |
|--------------------|----------------------|---------------------|
| Goal Streak | Assist Streak | Point Streak |
| - | - | - |

| | | | | | | | |
|-------------------------------------|----------------------------|----------------|---------------------------|----------------------------|-----------------------------|---------------------------|--------------------------------|
| Regular Season Career Highs: | Goals | Assists | Points | +/- | PIM | Shots | TOI |
| | 2 Oct 17, 2024 @ NSH | 2 10 Times | 3 Apr 3, 2022 @ ANA | +5 Apr 3, 2022 @ ANA | 14 Feb 26, 2019 @ DET | 7 Apr 3, 2025 @ SJS | 29:04 Apr 9, 2025 vs STL |

| | | |
|--------------------|---|---------------------|
| Goal Streak | Assist Streak | Point Streak |
| 2 Games 3 Times | 3 Games (3 Assists) Mar 26-30, 2019 | 3 Games 4 Times |

'25-26 Reg. Season:

*Made his PIT debut on Dec. 16 vs. EDM, recording 2 hits and 2 blocked shots in 15:22 TOI.

*Tallied his 100th career assist and first PIT point (1A) on Dec. 30 vs. CAR.

*Recorded an assist on Jan. 3 at DET.

*Acquired on Dec. 12 by PIT.

*Had two assists in 31 games with EDM.

*Has the 9th longest active games played streak in the NHL (309 games).

Career:

*Played parts of 11 NHL seasons with CGY, MTL and EDM.

*Set career-highs in goals (7), assists (18) and points (25) in 2024-25.

*Played in back-to-back Stanley Cup Finals with EDM in '23-24 and '24-25.

REGULAR-SEASON NUMBERS w/PIT: 14GP 0G-2A-2PTS**Career Info:****PPG:** 0**SHG:** 1

#81: Ben Kindel (C)

5' 11", 182 lbs. / Apr 19, 2007 (18 years and 270 days)

Drafted: 2025 PIT, 1st round, 11th pick (11th overall)
 Last Goal: DEC 14, 2025 vs UTAH (14)
 Last Assist: JAN 10, 2026 vs CALGARY (2)
 Career Shootouts: 0/0 (0%), 0 GDG

| | GP | G | A | P | +/- | PIM |
|--------------------------------------|----|---|----|----|-----|-----|
| Regular Season | 42 | 8 | 11 | 19 | -11 | 10 |
| Regular Season Career | 42 | 8 | 11 | 19 | -11 | 10 |
| Regular Season Career vs. Opp | 2 | 0 | 0 | 0 | -1 | 0 |

2025-26 Highs:

| Goals | Assists | Points | +/- | PIM | Shots | TOI |
|---------------------------|--------------|-----------------------------|------------------------------|--------------|--------------|-------------------------------|
| 2 Nov 3, 2025 @ TOR | 2 3 Times | 3 Dec 14, 2025 vs UTA | +2 Dec 14, 2025 vs UTA | 2 5 Times | 7 2 Times | 22:23 Nov 3, 2025 @ TOR |

| Goal Streak | Assist Streak | Point Streak |
|-------------|--------------------|--------------------|
| - | 2 Games 2 Times | 2 Games 3 Times |

Regular Season Career Highs:

| Goals | Assists | Points | +/- | PIM | Shots | TOI |
|---------------------------|--------------|-----------------------------|------------------------------|--------------|--------------|-------------------------------|
| 2 Nov 3, 2025 @ TOR | 2 3 Times | 3 Dec 14, 2025 vs UTA | +2 Dec 14, 2025 vs UTA | 2 5 Times | 7 2 Times | 22:23 Nov 3, 2025 @ TOR |

| Goal Streak | Assist Streak | Point Streak |
|-------------|--------------------|--------------------|
| - | 2 Games 2 Times | 2 Games 3 Times |

'25-26 Reg. Season:

*Made his NHL debut in win at NYR on Oct. 7.

*Scored his first career NHL goal on Oct. 11 vs. NYR.

*Had the first multi-goal game of his career (2G) at TOR on Nov. 3.

*Became the third youngest player in PIT history to record a multi-goal game behind Sidney Crosby and Jordan Staal.

*Recorded first career assist and multi-assist game with two vs. WSH on Nov. 6.

*Had two assists on Jan 4 at CBJ.

*Became fourth youngest Penguin to record a three-point game behind Sidney Crosby, Doug Bodger and Jordan Staal with goal and two assists vs. UTA on Dec. 14.

*Leads PIT rookies in scoring (19), tied for 9th among all NHL rookies.

*Ranks tied for second in PPG among rookies (4), ranks tied for second on PIT in PPG's.

*Ranks tied for 10th in the league among rookies in goals (8).

*Ranks second among PIT forwards in blocked shots (39).

Career:

*Has totaled 159 points (50G-109A) in 134 career games in the WHL.

Career Info:

PPG: 4

SHG: 0

#82: Caleb Jones (D) (*Injured)

6' 1", 184 lbs. / Jun 6, 1997 (28 years and 222 days)

Drafted: 2015 EDM, 4th round, 26th pick (117th overall)
 Acquired: Signed as a free agent on July 1, 2025.
 Last Goal: MAR 18, 2023 @ ARIZONA (51)
 Last Assist: OCT 11, 2025 vs NY RANGERS (4)
 Career Shootouts: 0/0 (0%), 0 GDG

| | | | | | | |
|--------------------------------------|-----------|----------|----------|----------|------------|------------|
| | GP | G | A | P | +/- | PIM |
| Regular Season | 7 | 0 | 1 | 1 | 1 | 0 |
| Regular Season Career | 255 | 14 | 42 | 56 | -35 | 90 |
| Regular Season Career vs. Opp | 4 | 0 | 0 | 0 | -2 | 4 |

| | | | | | | | |
|-------------------------------------|--|---|-----------------------------|-----------------------------|--------------|----------------------------|---------------------------------|
| 2025-26 Highs: | Goals | Assists | Points | +/- | PIM | Shots | TOI |
| | - | 1 Oct 11, 2025 vs NYR | 1 Oct 11, 2025 vs NYR | +1 2 Times | - | 3 Oct 18, 2025 @ SJS | 18:51 Oct 18, 2025 @ SJS |
| | Goal Streak | Assist Streak | Point Streak | | | | |
| | - | - | - | | | | |
| Regular Season Career Highs: | Goals | Assists | Points | +/- | PIM | Shots | TOI |
| | 2 Mar 12, 2022 @ OTT | 2 4 Times | 2 6 Times | +5 Jan 26, 2022 @ DET | 4 4 Times | 4 3 Times | 26:14 Feb 25, 2022 vs NJD |
| | Goal Streak | Assist Streak | Point Streak | | | | |
| | 2 Games (2 Goals) Jan 31 - Feb 1, 2020 | 3 Games (4 Assists) Oct 25-29, 2022 | 3 Games 2 Times | | | | |

'25-26 Reg. Season:

- *Sent to WBS on a conditioning loan on Jan. 12.
- *Made his PIT debut on Oct. 7 at NYR.
- *Recorded his first PIT point vs. NYR on Oct. 11.
- *Led PIT in blocked shots (15) at time of injury.
- *Recorded a season-high four blocked shots at FLA on Oct. 23.
- *Injured in game at FLA on Oct. 23 and is expected to miss eight weeks.

Career:

- *Has tallied 55 points (14G-41A) in 248 career NHL games.
- *Played in 181 career AHL games and has 84 points (13G-71A).

REGULAR-SEASON NUMBERS w/PIT: 6GP 0G-1A-1PTS**Career Info:**

PPG: 1
SHG: 0

#87: Sidney Crosby (C)

5' 11", 200 lbs. / Aug 7, 1987 (38 years and 160 days)

CRAWS-bee, SID-nee

Drafted: 2005 PIT, 1st round, 1st pick (1st overall)

Last Goal: JAN 4, 2026 @ COLUMBUS (4)

Last Assist: JAN 8, 2026 vs NEW JERSEY (3)

Career Shootouts: 47/126 (37%), 20 GDG

| | GP | G | A | P | +/- | PIM |
|--------------------------------------|------|-----|------|------|-----|-----|
| Regular Season | 45 | 24 | 25 | 49 | 0 | 32 |
| Regular Season Career | 1397 | 649 | 1087 | 1736 | 197 | 886 |
| Regular Season Career vs. Opp | 92 | 59 | 78 | 137 | 18 | 60 |

2025-26 Highs:

| Goals | Assists | Points | +/- | PIM | Shots | TOI |
|---------|---------|---------|------------------------|-----------------------|------------------------|----------------------|
| 2 | 2 | 3 | +3 | 10 | 7 | 24:34 |
| 5 Times | 4 Times | 3 Times | Oct 27, 2025 vs STL | Oct 28, 2025 @ PHI | Dec 11, 2025 vs MTL | Jan 4, 2026 @ CBJ |

| Goal Streak | Assist Streak | Point Streak |
|---|--------------------|--|
| 4 Games (5 Goals) Oct 16-23, 2025 | 4 Games 2 Times | 8 Games (5-9—14) Dec 21, 2025 - Jan 8, 2026 |

Regular Season**Career Highs:**

| Goals | Assists | Points | +/- | PIM | Shots | TOI |
|----------|---------|---------|----------|-----------------------|------------------------|------------------------|
| 3 | 5 | 6 | +4 | 21 | 11 | 29:45 |
| 14 Times | 3 Times | 2 Times | 10 Times | Jan 3, 2009 vs FLA | Oct 30, 2023 vs ANA | Nov 15, 2010 vs NYR |

| Goal Streak | Assist Streak | Point Streak |
|---|---|--|
| 7 Games (10 Goals) Jan 21 - Feb 8, 2016 | 11 Games (19 Assists) Jan 5 - Feb 2, 2018 | 25 Games (26-24—50) Nov 5 - Dec 28, 2010 |

'25-26 Reg. Season:

*Leads PIT in points (49).

*Leads PIT and ranks tied for 9th in the NHL in goals (24).

*Became ninth player to reach 1,700 points vs. STL on Oct. 27, fourth fastest all-time.

*Surpassed Mario Lemieux for most points in PIT history on Dec. 21 vs. MTL (1,724 pts).

*Became sixth player ever to reach 500 career multi-point games vs. SEA on Nov. 22.

*Had an eight-game point streak (5G-9A), longest streak since Feb. 24 to Mar. 10, 2019.

*Was on a four-game point streak (1G-4A) from Dec. 7 to Dec. 13.

*Had a three-game multi-point streak (5G-1A) from Nov. 28 to Dec. 1.

*Became first player in NHL history to record 50 career points in overtime with GWG at CBJ on Jan 4.

Career:

*3x Stanley Cup champ, 2x Conn Smythe, 2x Hart, 3x Ted Lindsay.

*10x NHL All-Star.

*Skated in 1,000th game on Feb. 20, 2021 vs NYI. 1st Penguin to reach mark and 350th all-time.

*Secured 20th point-per-game season, surpassing Wayne Gretzky (19) for the most all-time.

Career Info:**PPG:** 193**SHG:** 4

Philadelphia Flyers: Player Game By Game Summary

Skaters: Goals-Assists (Game-Winning), Shots / (+/-), TOI

Goalies: Goals Allowed/Shots, Decision, Minutes Played

| Date | Opp. | SANHEIM # 6 | YORK # 8 | DRYSDALE # 9 | BRINK # 10 | KONECNY # 11 | GINNING # 13 | COUTURIER # 14 |
|--------|--------|------------------|------------------|------------------|------------------|------------------|-----------------|-------------------|
| Oct 9 | @ FLA | 0-0,1/0 27:15 | INJ | 0-0,0/0 22:54 | 0-0,0/1 15:59 | 0-0,0/0 16:32 | 0-0,2/0 17:21 | 0-0,1/0 20:34 |
| Oct 11 | @ CAR | 1-0,2/-1 29:34 | INJ | 0-0,0/-1 23:08 | 1-1,4/0 17:44 | 0-1,2/-1 16:49 | 0-0,0/0 14:21 | 0-0,1/-2 20:05 |
| Oct 13 | Vs FLA | 0-2,1/4 24:56 | INJ | 0-1,1/1 22:39 | 1-0,2/0 16:23 | 0-1,0/2 19:02 | 0-0,0/1 20:33 | 2-2(W),4/4 16:41 |
| Oct 16 | Vs WPG | 0-1,0/-1 24:35 | 0-0,0/0 22:32 | 0-0,1/-1 24:08 | 0-0,0/-1 17:38 | 0-0,3/0 18:12 | 0-0,0/-1 12:20 | 0-1,0/0 19:51 |
| Oct 18 | Vs MIN | 0-0,2/-1 29:58 | 0-0,0/0 26:10 | 0-1,0/1 21:35 | 0-0,1/0 17:58 | 0-0,2/-1 20:28 | DND | 0-0,1/-1 20:39 |
| Oct 20 | Vs SEA | 0-0,1/0 24:07 | 0-3,0/0 21:49 | 0-0,2/1 17:31 | 0-1,1/0 13:47 | 1-0(W),4/3 17:47 | DND | 0-2,3/2 18:56 |
| Oct 23 | @ OTT | 0-0,3/-1 24:11 | 0-0,1/-1 25:46 | 0-0,0/0 23:53 | 0-0,2/0 14:08 | 0-1,3/-1 21:23 | DND | 0-1,1/0 21:13 |
| Oct 25 | Vs NYI | 0-0,0/1 27:07 | 0-1,1/1 27:22 | 0-1,3/-2 22:35 | 0-1,3/0 18:40 | 0-0,1/-2 20:59 | 0-0,0/0 12:07 | 0-0,3/-2 19:16 |
| Oct 28 | Vs PIT | 0-0,1/0 28:09 | 0-0,0/1 28:18 | 0-0,1/0 21:33 | 1-1,3/1 17:51 | 1-0,5/0 17:28 | DND | 0-1,2/0 19:02 |
| Oct 30 | Vs NSH | 0-0,0/2 24:43 | 0-1,0/2 23:52 | 1-0(W),4/0 20:36 | 0-0,0/0 17:29 | 1-0,3/1 17:45 | DND | 0-0,0/0 05:17 |
| Nov 1 | Vs TOR | 0-0,0/-3 24:07 | 0-0,1/-2 23:59 | 0-0,0/-1 18:08 | 0-0,3/-2 16:05 | 0-1,2/-1 18:40 | DND | INJ |
| Nov 2 | Vs CGY | 0-0,2/0 25:00 | 0-0,0/0 23:38 | 0-0,0/-1 21:54 | 0-0,2/-1 13:45 | 1-0,3/1 21:40 | DND | 0-0,1/-1 19:31 |
| Nov 4 | @ MTL | 0-1,3/0 25:06 | 1-1,2/0 25:47 | 0-1,0/1 25:44 | 2-0,3/0 15:25 | 0-2,5/1 21:26 | DND | 0-0,1/1 19:48 |
| Nov 6 | @ NSH | 0-0,3/2 26:27 | 0-2,2/3 24:55 | 0-1,1/0 20:34 | 0-0,2/2 15:54 | 1-1,2/1 18:43 | DND | 0-1,2/1 20:34 |
| Nov 8 | Vs OTT | 0-0,0/-1 26:00 | 0-0,0/0 23:38 | 1-0,2/0 24:35 | 0-0,3/-1 16:37 | 0-1,2/1 20:22 | DND | 0-0,0/-1 16:39 |
| Nov 12 | Vs EDM | 0-0,0/-1 24:09 | 0-1,1/-2 24:44 | 0-0,0/0 24:37 | 0-0,1/-1 17:04 | 0-1,1/0 20:19 | DND | 0-0,3/0 19:51 |
| Nov 14 | @ STL | 0-1,1/-1 23:45 | 0-0,1/-2 22:40 | 0-0,2/-1 22:01 | 0-0,3/-2 19:23 | 0-0,1/-2 21:23 | DND | 0-0,2/-1 17:50 |
| Nov 15 | @ DAL | 0-0,3/0 21:38 | 0-0,0/0 21:25 | 0-1,0/-2 16:31 | 0-0,1/-1 16:03 | 0-0,1/-2 15:55 | DND | 0-0,0/-2 16:34 |
| Nov 20 | Vs STL | 1-0(W),4/1 26:13 | 0-0,0/0 24:59 | 0-0,0/2 21:03 | 0-0,1/0 14:57 | 0-2,2/2 20:19 | MIN | 0-1,0/1 15:17 |
| Nov 22 | Vs NJD | 0-0,1/-2 22:42 | 0-0,2/-1 23:22 | 0-0,0/0 19:45 | 1-0,3/2 13:44 | 0-1,2/2 18:27 | MIN | 0-2,1/2 15:16 |
| Nov 24 | @ TBL | 0-0,1/0 24:39 | 0-0,2/-1 26:10 | 0-0,3/-3 21:07 | 0-0,1/-2 15:18 | 0-0,2/-1 20:04 | MIN | 0-0,3/-2 16:26 |
| Nov 26 | @ FLA | 0-1,2/2 25:11 | 0-1,1/2 23:03 | 0-2,3/1 22:33 | 0-0,0/0 12:51 | 0-0,0/1 18:00 | MIN | 1-0,1/1 13:30 |
| Nov 28 | @ NYI | 0-0,1/0 26:34 | 0-0,1/-1 24:46 | 0-0,2/-1 19:40 | 0-0,1/1 12:17 | 0-0,0/1 17:57 | MIN | 1-0,2/1 17:36 |
| Nov 29 | @ NJD | 0-1,0/1 24:52 | 0-1,1/0 23:10 | 0-0,1/3 19:50 | 0-0,3/-1 13:12 | 0-2,2/2 17:27 | MIN | 0-0,1/1 17:29 |
| Dec 1 | Vs PIT | 0-0,0/-1 22:08 | 0-0,2/-2 18:14 | 0-0,1/0 19:17 | 0-0,4/-2 15:22 | 0-1,2/0 19:20 | MIN | 0-0,1/-1 15:15 |
| Dec 3 | Vs BUF | 0-2,2/-1 23:42 | 0-0,1/-1 10:37 | 0-1,0/3 23:05 | 1-1(W),3/2 13:52 | 1-1,2/0 16:35 | MIN | 0-1,1/2 20:27 |
| Dec 7 | Vs COL | 0-0,1/0 25:53 | INJ | 0-0,1/0 23:16 | 0-0,1/0 16:09 | 1-0,8/1 20:40 | MIN | 1-0,1/-1 17:40 |
| Dec 9 | Vs SJS | 0-1,2/3 23:02 | INJ | 0-1,4/1 23:15 | 0-1,3/1 15:17 | 1-1,2/1 17:26 | MIN | 0-0,2/0 17:36 |
| Dec 11 | Vs VGK | 0-1,1/1 26:25 | INJ | 0-0,0/-1 22:26 | 0-0,0/0 18:02 | 0-0,2/-1 20:43 | MIN | 0-0,0/-1 16:10 |
| Dec 13 | Vs CAR | 0-1,2/-2 25:48 | INJ | 0-1,0/2 22:02 | 1-0,2/0 13:55 | 0-1,2/1 17:25 | MIN | 0-0,2/0 18:10 |
| Dec 14 | @ CAR | 0-0,1/1 31:06 | 0-0,0/1 24:39 | 1-0,1/0 25:36 | 0-0,3/0 13:18 | 0-1,1/1 19:56 | MIN | 0-0,1/0 22:10 |
| Dec 16 | @ MTL | 0-0,1/2 22:20 | 0-0,1/1 19:48 | 0-0,1/0 20:51 | 1-0,2/1 16:08 | 1-1,3/1 17:50 | MIN | 0-2,4/2 19:18 |
| Dec 18 | @ BUF | 0-0,0/-1 23:12 | 1-0,2/-1 20:31 | 0-1,2/1 19:46 | 0-2,1/2 14:38 | 1-0,4/-1 19:06 | MIN | 0-0,2/-2 16:07 |
| Dec 20 | @ NYR | 1-1,2/0 20:56 | 0-1,2/1 22:57 | 0-1,1/-1 21:40 | 0-0,1/0 15:14 | 0-0,3/-1 23:31 | MIN | 0-0,3/0 19:58 |
| Dec 22 | Vs VAN | 0-0,0/1 22:56 | 0-1,3/2 23:00 | 0-0,0/1 19:36 | 0-0,3/0 15:09 | 0-1,1/1 16:11 | MIN | 0-0,2/0 15:54 |
| Dec 23 | @ CHI | 0-0,3/0 17:28 | 0-0,4/1 20:39 | 0-1,1/0 22:29 | 0-0,1/-1 15:12 | 1-1,2/1 19:18 | MIN | 0-2,1/2 15:44 |
| Dec 28 | @ SEA | 0-0,1/-3 19:25 | 0-0,3/-1 18:57 | 0-0,4/-2 23:22 | 0-0,1/-1 16:45 | 0-0,3/-2 19:21 | MIN | 0-0,2/0 13:52 |
| Dec 30 | @ VAN | 0-1,2/3 20:33 | 0-0,2/2 19:18 | 0-1,1/1 19:15 | 1-1(W),1/1 12:09 | 1-1,3/2 16:54 | MIN | 0-0,3/-2 16:51 |
| Dec 31 | @ CGY | 0-0,0/-1 22:04 | 0-0,1/1 21:14 | 0-0,0/-1 22:38 | 0-0,0/0 13:38 | 1-0,3/0 19:12 | MIN | 0-0,1/-1 13:13 |
| Jan 3 | @ EDM | 1-0,2/1 23:20 | 0-1,2/2 24:36 | 0-0,1/0 16:02 | 1-0(W),2/1 14:36 | 0-0,2/0 18:24 | MIN | 0-2,8/2 15:37 |
| Jan 6 | Vs ANA | 1-0,2/3 24:38 | 1-1(W),5/3 25:35 | 0-0,1/0 05:56 | 0-0,0/0 00:26 | 0-1,5/2 23:30 | MIN | 0-1,1/0 18:49 |
| Jan 8 | Vs TOR | 0-0,1/0 25:52 | 0-0,2/0 23:09 | INJ | INJ | 1-0,1/1 13:04 | MIN | 0-0,3/-1 15:56 |
| Jan 10 | Vs TBL | 0-0,1/-3 20:26 | 0-0,2/-3 19:55 | INJ | INJ | INJ | DND | 0-0,0/-4 15:59 |
| Jan 12 | Vs TBL | 0-0,1/-1 19:12 | 0-0,0/-2 23:05 | INJ | INJ | 0-0,0/-1 14:21 | DND | 0-0,0/0 15:12 |

Philadelphia Flyers: Player Game By Game Summary

Skaters: Goals-Assists (Game-Winning), Shots / (+/-), TOI

Goalies: Goals Allowed/Shots, Decision, Minutes Played

| Date | Opp. | LUCHANKO # 17 | ABOLS # 18 | HATHAWAY # 19 | DVORAK # 22 | SEELER # 24 | CATES # 27 | GREBENKIN # 29 |
|--------|--------|------------------|----------------|------------------|------------------|----------------|-------------------|-------------------|
| Oct 9 | @ FLA | DND | 0-0,1/-1 08:05 | 0-0,1/-1 09:47 | 0-0,1/0 16:20 | 0-0,2/0 21:21 | 1-0,3/1 16:41 | DND |
| Oct 11 | @ CAR | 0-0,0/-1 07:40 | DND | 0-0,0/-1 10:32 | 0-0,1/0 18:41 | 0-0,2/-1 22:56 | 0-1,3/1 16:20 | 0-1,0/-1 08:36 |
| Oct 13 | Vs FLA | 0-0,0/0 08:49 | DND | 0-0,0/0 10:34 | 1-0,3/1 17:25 | 0-1,0/3 22:39 | 0-1,1/0 16:53 | 0-0,1/0 10:37 |
| Oct 16 | Vs WPG | 0-0,0/-1 10:40 | DND | 0-0,1/-2 10:40 | 0-0,3/0 13:16 | 0-0,0/-2 20:05 | 0-0,1/-1 15:18 | 0-0,0/-2 11:37 |
| Oct 18 | Vs MIN | DND | 0-0,0/0 06:53 | 0-0,0/0 09:30 | 0-1,2/1 15:16 | 0-0,1/1 18:06 | 1-0(W),3/1 19:20 | DND |
| Oct 20 | Vs SEA | 0-0,1/-1 08:43 | DND | 0-0,1/-1 09:28 | 0-0,1/1 13:05 | 0-1,0/0 21:04 | 1-0,3/0 16:44 | 0-0,0/0 07:38 |
| Oct 23 | @ OTT | DND | 0-0,1/-1 06:06 | 0-0,0/0 08:26 | 0-0,1/0 16:05 | 0-0,0/0 17:49 | 0-0,1/0 16:25 | 0-0,0/0 07:12 |
| Oct 25 | Vs NYI | DND | 0-0,1/-1 06:47 | 0-0,0/-1 06:53 | 1-1,2/2 15:59 | 0-0,1/0 17:46 | 0-0,2/0 19:14 | 0-0,0/-1 07:35 |
| Oct 28 | Vs PIT | DNP | 0-0,1/0 08:53 | 0-0,1/0 09:39 | 0-0,0/-1 14:49 | 0-0,6/-1 20:33 | 0-1,1/0 21:34 | DND |
| Oct 30 | Vs NSH | DNP | 0-0,2/-1 14:29 | 0-0,0/0 10:48 | 0-1,0/1 16:05 | 0-0,0/0 21:00 | 0-1,0/0 16:43 | DND |
| Nov 1 | Vs TOR | DNP | 0-0,3/0 11:08 | 0-0,2/0 11:21 | 1-0,2/-1 20:39 | 0-0,1/-1 16:58 | 0-0,5/-1 16:27 | 0-1,0/0 10:44 |
| Nov 2 | Vs CGY | DNP | 0-0,1/0 10:45 | 0-0,0/0 09:09 | 0-0,1/-2 17:55 | 0-0,1/-1 21:16 | 0-1,1/1 17:12 | 0-0,0/1 12:06 |
| Nov 4 | @ MTL | DNP | DND | 0-0,1/-1 10:38 | 0-0,4/-1 23:56 | 0-0,4/-1 19:01 | 0-1,4/1 18:44 | 1-0,1/1 09:41 |
| Nov 6 | @ NSH | DNP | 0-0,0/0 09:47 | 0-0,0/0 11:13 | 0-1,4/1 18:40 | 0-0,2/-1 21:53 | 1-0(W),1/1 15:41 | 0-0,1/-1 08:26 |
| Nov 8 | Vs OTT | DNP | 0-0,1/0 08:38 | 0-0,0/0 09:15 | 0-2,1/1 16:51 | 0-0,0/-1 19:02 | 0-0,2/0 18:54 | 0-0,2/0 08:27 |
| Nov 12 | Vs EDM | DNP | 0-0,1/0 06:21 | 0-0,1/0 07:50 | 0-0,2/0 15:28 | 0-0,1/0 20:57 | 0-0,3/-1 19:07 | DND |
| Nov 14 | @ STL | DNP | 0-0,0/0 11:47 | 0-0,0/0 09:41 | 2-1,3/2 16:14 | 0-0,0/-3 20:46 | 0-0,1/-1 17:09 | DND |
| Nov 15 | @ DAL | DNP | 0-0,0/0 11:14 | 0-0,0/0 13:01 | 1-0,2/0 17:15 | 0-0,1/-2 15:44 | 0-0,0/-1 15:09 | 0-0,1/0 12:24 |
| Nov 20 | Vs STL | DNP | 1-0,4/1 10:20 | 0-0,0/0 09:23 | 0-0,3/-1 18:57 | 0-0,1/0 15:45 | 0-0,2/1 18:17 | DND |
| Nov 22 | Vs NJD | DNP | 0-0,1/-1 12:41 | 0-0,1/0 12:14 | 0-1,0/0 15:56 | 0-1,1/5 16:22 | 1-2,4/3 16:28 | DND |
| Nov 24 | @ TBL | DNP | 0-0,0/0 07:35 | 0-0,0/0 08:57 | 0-0,0/-1 18:05 | 0-0,0/0 15:07 | 0-0,0/0 16:53 | DND |
| Nov 26 | @ FLA | DNP | 0-0,1/1 11:56 | 0-0,0/0 12:08 | 0-1,0/0 15:48 | 0-0,0/-1 16:40 | 0-0,1/1 17:46 | 0-0,0/0 10:59 |
| Nov 28 | @ NYI | DNP | 0-0,1/-2 10:16 | 0-0,0/-2 12:33 | 0-0,0/0 16:36 | 0-0,2/1 16:59 | 0-0,2/1 17:37 | 0-0,0/-2 09:45 |
| Nov 29 | @ NJD | DNP | 0-0,1/0 10:45 | 0-0,0/0 10:08 | 0-1,3/2 19:00 | 0-0,2/1 19:12 | 0-0,1/1 16:57 | 0-0,0/0 09:25 |
| Dec 1 | Vs PIT | DNP | 0-0,0/-1 13:19 | 0-0,1/0 10:54 | 0-0,1/0 13:40 | 0-0,0/0 17:58 | 0-0,0/0 16:00 | 0-0,1/0 12:40 |
| Dec 3 | Vs BUF | DNP | 0-0,1/0 12:28 | 0-0,1/0 12:17 | 0-0,2/-1 13:16 | 0-0,0/0 21:03 | 1-1,5/2 17:43 | 0-1,0/1 12:02 |
| Dec 7 | Vs COL | DNP | 0-0,1/0 08:27 | 0-0,0/0 09:20 | 0-1,3/1 18:19 | 0-0,3/0 22:10 | 0-0,2/0 17:45 | 0-0,0/0 14:53 |
| Dec 9 | Vs SJS | DNP | 0-0,0/1 12:40 | 0-0,0/1 12:52 | 1-1,4/1 19:01 | 0-1,2/2 20:34 | 1-0,2/1 15:25 | 0-0,1/1 10:46 |
| Dec 11 | Vs VGK | DNP | 0-0,0/0 09:30 | 0-0,1/0 09:15 | 0-2,0/1 17:33 | 0-0,1/1 22:36 | 0-0,4/0 19:41 | 0-0,1/1 12:20 |
| Dec 13 | Vs CAR | DNP | 0-1,0/0 13:10 | 0-0,1/0 12:01 | 0-0,0/2 17:45 | 0-0,2/-2 22:57 | 0-0,1/-2 15:22 | 0-0,1/-1 13:29 |
| Dec 14 | @ CAR | DNP | 0-0,2/0 10:58 | 0-0,1/0 09:17 | 0-1,5/0 18:29 | 0-0,4/0 17:01 | 0-0,1/1 15:49 | 0-0,0/0 06:48 |
| Dec 16 | @ MTL | DNP | 0-0,0/0 11:18 | 0-0,1/0 09:16 | 0-1,1/1 16:54 | 0-0,0/1 17:34 | 0-0,0/1 15:25 | DND |
| Dec 18 | @ BUF | DNP | 0-0,2/0 08:20 | 0-0,0/0 08:39 | 0-0,4/-2 18:37 | 0-0,0/-1 19:07 | 1-0,2/1 15:37 | DND |
| Dec 20 | @ NYR | DNP | 1-0,2/0 11:57 | DND | INJ | 0-0,2/0 17:15 | 0-1,1/0 17:19 | 0-0,2/-1 11:27 |
| Dec 22 | Vs VAN | DNP | 0-2,1/2 14:07 | DND | 1-0(W),1/0 16:00 | 0-0,3/0 17:41 | 0-1,0/1 14:41 | 1-1,2/2 12:16 |
| Dec 23 | @ CHI | DNP | 0-0,2/1 11:58 | DND | 0-0,2/0 16:47 | 0-0,2/0 19:16 | 1-0(W),3/-1 16:31 | 0-0,1/0 11:03 |
| Dec 28 | @ SEA | DNP | 0-1,1/0 13:27 | DND | 0-0,3/-2 14:52 | 0-0,0/1 18:03 | 0-0,1/-1 15:52 | 0-1,0/0 12:25 |
| Dec 30 | @ VAN | DNP | 0-1,1/1 13:24 | DND | 1-0,5/2 17:48 | 0-0,1/-1 17:49 | 1-1,1/2 13:07 | 0-1,0/0 10:52 |
| Dec 31 | @ CGY | DNP | 0-0,2/-1 12:12 | DND | 0-0,4/0 19:07 | 0-0,3/-2 14:38 | 0-0,2/0 13:57 | 0-0,0/-1 10:49 |
| Jan 3 | @ EDM | DNP | 0-1,2/1 10:41 | 0-0,0/1 10:03 | 0-0,1/0 20:29 | 1-1,2/2 18:23 | 0-0,0/1 13:57 | DND |
| Jan 6 | Vs ANA | DNP | 0-0,1/0 11:07 | 0-0,3/1 09:22 | 0-1,3/1 23:39 | 0-0,0/0 17:41 | 0-2,2/3 13:42 | 1-1,3/2 11:49 |
| Jan 8 | Vs TOR | DNP | 0-0,1/0 13:04 | 0-0,0/0 10:30 | 0-1,3/1 21:26 | 0-0,2/1 21:21 | 0-0,0/-1 13:59 | 0-0,1/0 13:06 |
| Jan 10 | Vs TBL | DNP | 0-1,0/1 11:10 | 1-0,1/1 11:37 | 0-1,3/-1 18:11 | 0-0,1/-3 18:33 | 0-0,1/-1 15:22 | 0-0,1/-2 15:40 |
| Jan 12 | Vs TBL | DNP | 0-0,3/0 12:14 | 0-0,0/0 10:16 | 1-0,2/-1 19:39 | 0-0,1/0 15:59 | 0-0,1/-1 13:31 | 0-0,0/0 10:50 |

Philadelphia Flyers: Player Game By Game Summary

Skaters: Goals-Assists (Game-Winning), Shots / (+/-), TOI

Goalies: Goals Allowed/Shots, Decision, Minutes Played

| Date | Opp. | ANDRAE # 36 | MICHKOV # 39 | DESLAURIERS # 44 | ZEGRAS # 46 | JUULSEN # 47 | BARKEY # 52 | RISTOLAINEN # 55 |
|--------|--------|----------------|-----------------|---------------------|------------------|-----------------|----------------|---------------------|
| Oct 9 | @ FLA | DND | 0-0,2/0 14:54 | 0-0,1/-1 07:31 | 0-0,0/0 15:57 | 0-0,1/0 14:26 | MIN | INJ |
| Oct 11 | @ CAR | DND | 0-0,0/-1 13:27 | DND | 0-1,3/0 19:22 | 0-0,0/0 14:22 | MIN | INJ |
| Oct 13 | Vs FLA | 0-0,1/0 10:22 | 0-0,1/1 14:56 | DND | 0-1,2/1 15:55 | 0-0,0/0 10:33 | MIN | INJ |
| Oct 16 | Vs WPG | MIN | 1-0,2/0 18:48 | DND | 0-1,1/1 17:29 | 0-1,0/0 11:00 | MIN | INJ |
| Oct 18 | Vs MIN | MIN | 0-0,2/-1 12:07 | 0-0,0/0 04:54 | 0-1,0/1 16:42 | 0-0,0/0 12:08 | MIN | INJ |
| Oct 20 | Vs SEA | MIN | 0-1,2/1 16:15 | DND | 0-1,0/0 15:51 | 0-0,1/1 17:03 | MIN | INJ |
| Oct 23 | @ OTT | MIN | 0-0,4/0 14:50 | DND | 0-0,2/0 14:21 | 0-0,1/0 11:51 | MIN | INJ |
| Oct 25 | Vs NYI | MIN | 0-1,1/1 15:29 | DND | 2-1,3/2 18:43 | 0-0,0/-1 13:45 | MIN | INJ |
| Oct 28 | Vs PIT | DND | 0-0,3/-1 14:49 | 0-0,1/0 09:22 | 0-1,2/-1 18:52 | 0-0,2/-1 12:54 | MIN | INJ |
| Oct 30 | Vs NSH | 0-0,0/0 15:06 | 0-2,2/1 14:32 | 0-0,0/0 07:45 | 2-1,3/2 18:47 | 0-0,1/0 15:36 | MIN | INJ |
| Nov 1 | Vs TOR | MIN | 0-1,2/-3 15:52 | DND | 0-1,5/-3 20:25 | 0-0,0/0 14:16 | MIN | INJ |
| Nov 2 | Vs CGY | MIN | 0-0,1/0 13:41 | DND | 0-0,2/-1 20:44 | 0-0,0/0 12:15 | MIN | INJ |
| Nov 4 | @ MTL | 0-0,0/0 10:43 | 0-0,3/1 15:28 | 0-0,0/-1 06:24 | 0-2,5/-1 23:24 | 0-0,0/0 10:49 | MIN | INJ |
| Nov 6 | @ NSH | 0-0,1/0 11:15 | 1-0,1/1 12:52 | 0-0,0/0 10:02 | 0-0,1/0 16:15 | 0-0,1/0 13:26 | MIN | INJ |
| Nov 8 | Vs OTT | 0-0,2/0 13:10 | 1-0,2/0 14:10 | DND | 0-1,0/-1 23:05 | 0-0,3/1 14:26 | MIN | INJ |
| Nov 12 | Vs EDM | 0-0,2/0 11:22 | 1-0,1/-1 16:05 | 0-0,0/0 06:59 | 0-0,1/-1 19:12 | 0-0,1/0 10:50 | MIN | INJ |
| Nov 14 | @ STL | 0-2,0/4 18:00 | 0-0,1/-1 14:07 | 0-0,1/0 09:34 | 2-1,7/1 20:02 | 0-1,0/3 16:07 | MIN | INJ |
| Nov 15 | @ DAL | 0-0,1/-1 21:12 | 0-0,5/-2 14:35 | DND | 0-0,2/0 16:27 | 0-0,0/-1 21:35 | MIN | INJ |
| Nov 20 | Vs STL | 0-1,2/1 19:30 | 0-0,1/0 14:56 | 0-0,0/0 10:16 | 0-1,4/0 20:25 | 0-0,0/-1 12:23 | MIN | INJ |
| Nov 22 | Vs NJD | 0-0,1/1 18:15 | 1-0,2/2 15:49 | 0-0,1/0 11:49 | 1-0,4/0 16:41 | DND | MIN | INJ |
| Nov 24 | @ TBL | 0-0,1/-2 17:58 | 0-0,1/-2 14:52 | 0-0,0/0 06:17 | 0-0,3/-1 19:33 | DND | MIN | INJ |
| Nov 26 | @ FLA | 1-1,1/1 18:37 | 1-0,1/0 12:13 | DND | 0-0,2/1 17:43 | 0-0,0/-1 13:20 | MIN | INJ |
| Nov 28 | @ NYI | 0-1,3/-1 20:01 | 0-1,2/1 15:56 | DND | 1-0,1/0 19:19 | 0-0,1/2 14:22 | MIN | INJ |
| Nov 29 | @ NJD | 0-0,1/1 16:29 | 2-0,6/1 12:57 | DND | 1-1(W),2/1 15:06 | DND | MIN | INJ |
| Dec 1 | Vs PIT | 0-0,1/-1 19:23 | 0-0,4/-1 16:56 | DND | 0-1,6/0 19:37 | 0-0,1/0 16:19 | MIN | INJ |
| Dec 3 | Vs BUF | 0-0,3/3 18:47 | 0-2,2/1 15:37 | 0-0,2/0 09:32 | 1-0,4/-1 14:06 | DND | MIN | INJ |
| Dec 7 | Vs COL | 0-1,0/1 21:59 | 0-0,0/-1 14:25 | 0-0,0/0 07:58 | 0-0,2/1 19:30 | 0-1,1/0 10:11 | MIN | INJ |
| Dec 9 | Vs SJS | 0-0,1/0 22:19 | 0-0,1/0 12:47 | DND | 0-1,5/1 18:51 | 0-0,0/0 13:53 | MIN | INJ |
| Dec 11 | Vs VGK | 0-0,1/-2 19:29 | 0-0,3/0 13:47 | DND | 1-0,1/0 23:05 | 1-0,2/1 14:07 | MIN | INJ |
| Dec 13 | Vs CAR | 0-0,0/2 22:58 | 0-0,1/-1 14:59 | DND | 1-1,1/1 18:24 | 0-1,0/0 15:00 | MIN | INJ |
| Dec 14 | @ CAR | 0-0,0/0 15:54 | 0-1,1/1 13:26 | DND | 1-1,2/1 22:39 | 0-0,1/0 09:59 | MIN | INJ |
| Dec 16 | @ MTL | 0-1,0/0 18:13 | 0-1,1/1 14:06 | 0-0,1/0 09:31 | 1-0(W),1/0 18:37 | DND | MIN | 0-0,1/2 19:18 |
| Dec 18 | @ BUF | 0-1,0/1 17:15 | 0-0,2/1 15:27 | 0-0,0/0 06:43 | 0-1,1/-1 20:32 | DND | MIN | 0-0,2/-1 16:59 |
| Dec 20 | @ NYR | 0-0,1/-1 19:09 | 0-1,2/0 15:04 | 0-0,0/-1 06:08 | 1-0,2/-1 22:58 | DND | 0-2,2/0 15:18 | 0-0,3/-1 23:05 |
| Dec 22 | Vs VAN | 0-1,0/2 19:10 | 1-0,4/1 13:57 | DND | 0-1,1/-1 16:37 | DND | 0-0,2/1 14:26 | 0-0,1/0 17:05 |
| Dec 23 | @ CHI | 0-0,0/0 16:08 | 0-0,1/0 10:52 | DND | 0-1,1/1 18:03 | DND | 0-0,0/0 08:28 | 0-1,0/1 21:38 |
| Dec 28 | @ SEA | 0-0,0/0 16:05 | 0-0,4/-2 14:21 | DND | 0-0,1/-2 21:04 | DND | 0-0,1/0 14:19 | 0-0,2/0 19:25 |
| Dec 30 | @ VAN | 0-0,1/2 19:27 | 0-2,3/1 12:30 | DND | 0-2,2/2 16:52 | DND | 0-0,2/-1 12:23 | 0-1,3/-1 23:39 |
| Dec 31 | @ CGY | DND | 0-0,0/0 16:16 | DND | 0-0,1/0 18:55 | 0-0,2/-1 13:58 | 0-0,1/-1 13:43 | 0-0,1/0 22:15 |
| Jan 3 | @ EDM | 0-0,0/1 15:52 | 0-1,1/1 13:37 | DND | 0-0,2/0 20:11 | DND | 1-0,1/2 14:11 | 0-0,2/2 19:16 |
| Jan 6 | Vs ANA | 0-0,0/1 15:35 | INJ | DND | 2-0,3/1 22:39 | DND | 0-0,1/0 14:58 | 0-0,4/1 24:05 |
| Jan 8 | Vs TOR | 0-0,0/0 13:43 | 0-0,2/-1 14:59 | DND | 0-0,2/0 19:22 | 0-0,0/0 12:31 | 0-0,1/-1 14:24 | 0-1,0/-2 23:31 |
| Jan 10 | Vs TBL | 0-0,2/0 20:22 | 0-0,2/-3 17:10 | 0-0,0/1 10:28 | 0-0,0/-2 17:11 | 0-1,0/-1 19:05 | 0-0,0/-3 14:30 | 0-0,1/-2 20:36 |
| Jan 12 | Vs TBL | 0-0,0/0 19:32 | 0-0,2/-2 16:07 | DND | 0-0,2/-2 18:35 | 0-0,1/1 17:16 | 0-0,0/0 13:29 | 0-0,4/-2 21:56 |

Philadelphia Flyers: Player Game By Game Summary

Skaters: Goals-Assists (Game-Winning), Shots / (+/-), TOI

Goalies: Goals Allowed/Shots, Decision, Minutes Played

| Date | Opp. | FOERSTER # 71 | TIPPETT # 74 | GAUCHER # 78 | MURCHISON # 96 | GRUNDSTROM # | ERSSON # 33 | KOLOSOV # 35 |
|--------|--------|------------------|-----------------|-----------------|-------------------|------------------|----------------|-----------------|
| Oct 9 | @ FLA | 0-1,2/1 17:15 | 0-0,1/0 14:22 | MIN | MIN | MIN | DNP | MIN |
| Oct 11 | @ CAR | 0-1,3/1 17:37 | 1-0,2/0 18:09 | MIN | MIN | MIN | 4/39 O 64:43 | MIN |
| Oct 13 | Vs FLA | 1-0,1/2 16:56 | 0-0,4/0 14:52 | MIN | MIN | MIN | DNP | MIN |
| Oct 16 | Vs WPG | 0-0,3/0 16:09 | 1-0,2/1 16:20 | MIN | MIN | MIN | 4/14 L 58:58 | MIN |
| Oct 18 | Vs MIN | 0-1,2/1 20:14 | 1-0,5/1 18:39 | MIN | MIN | MIN | DNP | MIN |
| Oct 20 | Vs SEA | 1-0,1/0 17:36 | 2-0,5/2 16:41 | MIN | MIN | MIN | DNP | MIN |
| Oct 23 | @ OTT | 1-0,1/1 17:07 | 0-0,2/-2 17:43 | MIN | MIN | MIN | DNP | MIN |
| Oct 25 | Vs NYI | 0-0,1/0 22:44 | 0-0,4/-2 17:59 | MIN | MIN | MIN | 3/26 W 65:00 | MIN |
| Oct 28 | Vs PIT | 0-0,2/0 20:20 | 0-0,3/-1 15:27 | MIN | MIN | MIN | 2/26 W 64:44 | MIN |
| Oct 30 | Vs NSH | 0-0,1/0 17:05 | 0-1,2/1 16:30 | MIN | MIN | MIN | INJ | MIN |
| Nov 1 | Vs TOR | 1-0,2/-1 18:17 | 0-0,2/-2 17:08 | 0-0,2/0 11:09 | MIN | MIN | INJ | 0/7 15:41 |
| Nov 2 | Vs CGY | INJ | 0-0,0/-1 15:41 | 0-0,1/0 08:46 | MIN | MIN | INJ | 2/21 L 58:12 |
| Nov 4 | @ MTL | INJ | 0-0,6/0 21:24 | 0-0,0/-1 06:23 | MIN | MIN | INJ | MIN |
| Nov 6 | @ NSH | INJ | 0-0,2/0 17:23 | MIN | MIN | MIN | DNP | MIN |
| Nov 8 | Vs OTT | INJ | 0-0,2/-1 17:51 | DNP | MIN | 0-0,0/0 10:17 | 3/14 O 63:19 | MIN |
| Nov 12 | Vs EDM | 0-0,2/-1 19:26 | 0-0,0/0 15:36 | DNP | MIN | MIN | DNP | MIN |
| Nov 14 | @ STL | 0-0,4/0 16:34 | 1-3,4/4 15:57 | DNP | MIN | MIN | 5/17 W 65:00 | MIN |
| Nov 15 | @ DAL | 0-0,1/-1 16:08 | 0-1,3/0 14:18 | DNP | MIN | MIN | DNP | MIN |
| Nov 20 | Vs STL | 1-0,3/1 18:03 | 0-1,1/0 17:29 | DNP | MIN | MIN | DNP | MIN |
| Nov 22 | Vs NJD | 2-0(W),3/2 17:20 | 0-1,0/0 15:34 | DNP | MIN | MIN | DNP | MIN |
| Nov 24 | @ TBL | 0-0,3/-1 18:29 | 0-0,0/0 15:11 | DNP | MIN | MIN | 2/17 L 58:32 | MIN |
| Nov 26 | @ FLA | 1-0(W),1/1 16:00 | 0-1,4/0 15:42 | DNP | MIN | MIN | DNP | MIN |
| Nov 28 | @ NYI | 1-0,1/1 17:53 | 0-0,1/0 15:05 | DNP | MIN | MIN | 3/31 W 65:00 | MIN |
| Nov 29 | @ NJD | 0-0,2/0 16:15 | 2-1,4/2 15:34 | DNP | MIN | MIN | DNP | MIN |
| Dec 1 | Vs PIT | 1-0,2/0 08:50 | 0-0,2/-1 20:09 | DNP | MIN | MIN | DNP | MIN |
| Dec 3 | Vs BUF | INJ | 1-0,5/0 16:34 | DNP | MIN | DND | 2/29 W 59:57 | MIN |
| Dec 7 | Vs COL | INJ | 0-1,1/-1 15:30 | DNP | DND | DND | 3/28 L 58:09 | MIN |
| Dec 9 | Vs SJS | INJ | 0-0,0/0 13:43 | DNP | 0-0,0/0 14:56 | 1-0(W),1/1 11:37 | DNP | MIN |
| Dec 11 | Vs VGK | INJ | 0-0,0/0 14:05 | DNP | 0-0,1/1 13:41 | 0-1,1/1 12:41 | DNP | MIN |
| Dec 13 | Vs CAR | INJ | 0-0,1/-1 16:35 | DNP | 0-0,0/0 16:24 | 1-0,2/1 14:36 | 3/21 O 65:00 | MIN |
| Dec 14 | @ CAR | INJ | 0-0,1/1 17:50 | DNP | DND | 0-0,1/0 11:32 | DNP | MIN |
| Dec 16 | @ MTL | INJ | 0-1,0/1 17:55 | DNP | DNP | 1-0,3/1 15:38 | DNP | MIN |
| Dec 18 | @ BUF | INJ | 0-0,2/-1 17:21 | DNP | DNP | 0-0,1/-1 15:28 | 4/27 L 58:17 | MIN |
| Dec 20 | @ NYR | INJ | 1-0,2/0 17:01 | DNP | DNP | 0-0,1/0 12:29 | 4/27 O 65:00 | DNP |
| Dec 22 | Vs VAN | INJ | 1-0,10/0 14:19 | DNP | DNP | 1-0,5/2 12:55 | DNP | DNP |
| Dec 23 | @ CHI | INJ | 0-0,1/0 15:09 | DNP | DNP | 1-0,1/1 13:17 | 1/21 W 60:00 | DNP |
| Dec 28 | @ SEA | INJ | 0-0,4/-2 17:38 | DNP | DNP | 1-0,2/0 12:24 | DNP | DNP |
| Dec 30 | @ VAN | INJ | 1-0,1/0 13:30 | DNP | DNP | 1-0,1/0 13:39 | DNP | DNP |
| Dec 31 | @ CGY | INJ | 0-0,5/-1 12:45 | DNP | DNP | 0-0,0/-1 12:10 | 5/26 L 59:55 | DNP |
| Jan 3 | @ EDM | INJ | 1-1,2/2 15:58 | DNP | DNP | 0-0,1/1 11:54 | DNP | DNP |
| Jan 6 | Vs ANA | INJ | 0-0,4/1 20:12 | DNP | DNP | 0-0,1/1 11:32 | DNP | DNP |
| Jan 8 | Vs TOR | INJ | 0-0,3/0 18:28 | DNP | DNP | 0-0,1/0 16:14 | DNP | DNP |
| Jan 10 | Vs TBL | INJ | 1-0,3/-4 15:56 | DNP | DNP | 0-0,2/-1 13:49 | 7/23 L 60:00 | DNP |
| Jan 12 | Vs TBL | INJ | 0-0,3/0 17:48 | DNP | DNP | 0-0,1/-1 12:15 | DNP | DNP |

Philadelphia Flyers: Player Game By Game Summary

Skaters: Goals-Assists (Game-Winning), Shots / (+/-), TOI

Goalies: Goals Allowed/Shots, Decision, Minutes Played

| Date | Opp. | VLADAR # 80 |
|--------|--------|----------------|
| Oct 9 | @ FLA | 2/34 L 58:46 |
| Oct 11 | @ CAR | DNP |
| Oct 13 | Vs FLA | 2/26 W 60:00 |
| Oct 16 | Vs WPG | DNP |
| Oct 18 | Vs MIN | 1/16 W 62:37 |
| Oct 20 | Vs SEA | 2/23 W 58:59 |
| Oct 23 | @ OTT | 2/33 L 58:12 |
| Oct 25 | Vs NYI | DNP |
| Oct 28 | Vs PIT | DNP |
| Oct 30 | Vs NSH | 1/33 W 59:52 |
| Nov 1 | Vs TOR | 4/19 L 40:33 |
| Nov 2 | Vs CGY | DNP |
| Nov 4 | @ MTL | 4/20 W 64:55 |
| Nov 6 | @ NSH | 1/24 W 60:00 |
| Nov 8 | Vs OTT | DNP |
| Nov 12 | Vs EDM | 2/31 O 61:19 |
| Nov 14 | @ STL | DNP |
| Nov 15 | @ DAL | 5/28 L 59:56 |
| Nov 20 | Vs STL | 2/29 W 63:46 |
| Nov 22 | Vs NJD | 3/35 W 59:58 |
| Nov 24 | @ TBL | DNP |
| Nov 26 | @ FLA | 2/27 W 60:00 |
| Nov 28 | @ NYI | DNP |
| Nov 29 | @ NJD | 3/32 W 60:00 |
| Dec 1 | Vs PIT | 5/27 L 60:00 |
| Dec 3 | Vs BUF | DNP |
| Dec 7 | Vs COL | DNP |
| Dec 9 | Vs SJS | 1/18 W 60:00 |
| Dec 11 | Vs VGK | 3/22 O 62:44 |
| Dec 13 | Vs CAR | DNP |
| Dec 14 | @ CAR | 2/32 O 63:45 |
| Dec 16 | @ MTL | 1/22 W 60:00 |
| Dec 18 | @ BUF | DNP |
| Dec 20 | @ NYR | INJ |
| Dec 22 | Vs VAN | 2/25 W 60:00 |
| Dec 23 | @ CHI | DNP |
| Dec 28 | @ SEA | 2/18 L 58:23 |
| Dec 30 | @ VAN | 3/35 W 60:00 |
| Dec 31 | @ CGY | DNP |
| Jan 3 | @ EDM | 2/25 W 59:46 |
| Jan 6 | Vs ANA | 2/18 W 59:52 |
| Jan 8 | Vs TOR | 2/23 O 62:33 |
| Jan 10 | Vs TBL | DNP |
| Jan 12 | Vs TBL | 4/25 L 57:41 |

Philadelphia Flyers: Head Coach and Player Bios

Head Coach: Rick Tocchet

All-Time Record as Head Coach: 308-279-95

- Named the franchise's 25th head coach on May 14, 2025.
- Spent parts of nine seasons as head coach with Vancouver (2022-25), Arizona (2017-21) and Tampa Bay (2008-10).
- Led the Canucks to the Pacific Division title with a 50-win, 109-point season in 2023-24. Won the Jack Adams Award as Coach of the Year.
- Spent parts of seven seasons as an assistant coach with Pittsburgh (2015-17), Tampa Bay (2008-09), Phoenix (2005-06) and Colorado (2002-04).
- Helped guide the Penguins to back-to-back Stanley Cup Championships in 2016 and 2017.
- Served as an assistant coach for Team Canada at the 2025 4 Nations Face-Off, helping Canada win the Gold Medal.
- Played parts of 18 seasons and over 1,100 games in the NHL, spending nearly 11 of those campaigns with the Flyers (1984-92 and 1999-02).
- One of 19 players to serve as captain of the Flyers, being named prior to the 1991-92 season.
- Inducted into the Flyers Hall of Fame on Nov. 16, 2021.

#33: Samuel Ersson (G)

6' 3", 194 lbs. / Oct 20, 1999 (26 years and 86 days)

Drafted: 2018 PHI, 5th round, 19th pick (143rd overall)
 Last Win: DEC 23, 2025 @ CHICAGO (2)
 Last SO: JAN 11, 2025 vs ANAHEIM (42)
 Career Shootouts: 45/59 (.763), 12-5

| | GP | W | L | OT | GAA | SV% | SO |
|-------------------------------|-----|----|----|----|------|------|----|
| Regular Season | 16 | 6 | 6 | 4 | 3.33 | .858 | 0 |
| Regular Season Career | 126 | 57 | 45 | 16 | 3.03 | .884 | 7 |
| Regular Season Career vs. Opp | 7 | 4 | 2 | 1 | 3.09 | .886 | 0 |

2025-26 Highs:

| | | | | | |
|---|--|--|----------------------------|--|--|
| Shots 39 Oct 11, 2025 @ CAR | Saves 35 Oct 11, 2025 @ CAR | | | | |
| Winning Streak 2 Games 2 Times | Point Streak 4 Games Oct 25 - Nov 14, 2025 (3-0-1) | Losing Streak 2 Games Dec 31, 2025 - Jan 10, 2026 | Shutout Streak - | Shutout Sequence 67:24 Dec 7-13, 2025 | |

Regular Season Career Highs:

| | | | | | |
|---|--|--|----------------------------|--|--|
| Shots 42 Feb 4, 2025 @ UTA | Saves 39 Feb 4, 2025 @ UTA | | | | |
| Winning Streak 5 Games Jan 11-21, 2025 | Point Streak 8 Games Nov 10 - Dec 19, 2023 (7-0-1) | Losing Streak 4 Games Jan 21-27, 2024 | Shutout Streak - | Shutout Sequence 146:14 Jan 10-18, 2024 | |

2025-26 Highlights:

- Has four shootout wins this year, the most of any goalie.
- Has points in 10 of 16 starts (6-6-4).

Career Highlights Entering 2025-26:

- Spent two seasons split between Philadelphia and the Lehigh Valley Phantoms of the American Hockey League (AHL) from 2021-23 before spending the two most recent years entirely with the Flyers (2023-25).
- Has earned points in 63 of 104 career NHL starts and has recorded seven total shutouts.
- Spent two full seasons with Brynas IF of the Swedish Hockey League (SHL), Sweden's top professional league.
- In 2018-19, spent the season with Vasteras IK of the professional league, HockeyAllsvenskan, where he was recognized as the Most Valuable Player and the Goalie of the Year.
- Has appeared in four international tournaments for his home country, including the 2025 4 Nations Face-Off, the 2025 and 2024 IIHF World Championship and the 2019 IIHF World Junior Championship.

#80: Dan Vladar (G)**6' 5", 209 lbs. / Aug 20, 1997 (28 years and 147 days)**

Drafted: 2015 BOS, 3rd round, 14th pick (75th overall)

Acquired: Acquired from BOS to CGY from a third round pick in the 2022 NHL Draft on July 28, 2021

Last Win: JAN 6, 2026 vs ANAHEIM (2)

Last SO: DEC 3, 2024 vs COLUMBUS (44)

Career Shootouts: 24/35 (.686), 4-6

| | GP | W | L | OT | GAA | SV% | SO |
|--------------------------------------|-----|----|----|----|------|------|----|
| Regular Season | 27 | 16 | 7 | 4 | 2.42 | .907 | 0 |
| Regular Season Career | 132 | 65 | 41 | 20 | 2.88 | .897 | 4 |
| Regular Season Career vs. Opp | 5 | 1 | 3 | 1 | 3.17 | .904 | 0 |

2025-26 Highs:

| Shots | Saves |
|---------------|---------------|
| 35 2 times | 32 4 Times |

| Winning Streak | Point Streak | Losing Streak | Shutout Streak | Shutout Sequence |
|----------------------------|--------------------------------------|---------------|----------------|--------------------------|
| 4 Games Nov 20-29, 2025 | 5 Games Dec 9-22, 2025 (3-0-2) | - | - | 94:05 Dec 16-22, 2025 |

Regular Season Career Highs:

| Shots | Saves |
|-----------------------------|-----------------------------|
| 43 Nov 30, 2024 @ PIT | 40 Apr 29, 2022 @ WPG |

| Winning Streak | Point Streak | Losing Streak | Shutout Streak | Shutout Sequence |
|----------------------------|---|--|----------------------------|--------------------------------|
| 5 Games Jan 12-27, 2023 | 13 Games Nov 29, 2022 - Jan 27, 2023 (10-0-3) | 4 Games Dec 29, 2024 - Jan 26, 2025 | 2 Games Nov 14-21, 2021 | 140:54 Nov 14 - Dec 3, 2021 |

2025-26 Highlights:

- Has recorded an 16-7-4 record, earning points in 20 of 27 starts.
- Has allowed two goals or fewer in 18 of 27 starts.
- Set a career-high win total of 16.

Career Highlights Entering 2025-26:

- Has played the previous five campaigns with Calgary (2021-25) and Boston (2021)
- Registered points in 65 of 95 career NHL starts
- Played a career-high 30 games in 2024-25 with Calgary.
- Played parts of five seasons in the American Hockey League (AHL) with the Providence Bruins from 2016-21, where his 1.79 goals-against average and .936 save percentage were both league-bests in 2019-20.
- Has played for Czechia at the 2025 IIHF World Championship and multiple IIHF World Junior Championships (2017, 2015).

#6: Travis Sanheim (D)

6' 4", 222 lbs. / Mar 29, 1996 (29 years and 291 days)

Drafted: 2014 PHI, 1st round, 17th pick (17th overall)
 Last Goal: JAN 6, 2026 vs ANAHEIM (3)
 Last Assist: DEC 30, 2025 @ VANCOUVER (6)
 Career Shootouts: 0/0 (0%), 0 GDG

| | GP | G | A | P | +/- | PIM |
|--------------------------------------|-----|----|-----|-----|-----|-----|
| Regular Season | 44 | 5 | 14 | 19 | 3 | 14 |
| Regular Season Career | 623 | 59 | 173 | 232 | -47 | 273 |
| Regular Season Career vs. Opp | 33 | 2 | 8 | 10 | -3 | 12 |

| 2025-26 Highs: | Goals | Assists | Points | +/- | PIM | Shots | TOI |
|----------------|---------|---------|---------|---------------------|---------|---------------------|--------------------|
| | 1 | 2 | 2 | +4 | 2 | 4 | 31:06 |
| | 5 Times | 2 Times | 3 Times | Oct 13, 2025 vs FLA | 7 Times | Nov 20, 2025 vs STL | Dec 14, 2025 @ CAR |

| Goal Streak | Assist Streak | Point Streak |
|------------------------------------|---------------------------------------|--------------------|
| 2 Games (2 Goals) Jan 3-6, 2026 | 3 Games (3 Assists) Dec 9-13, 2025 | 3 Games 2 Times |

| Regular Season Career Highs: | Goals | Assists | Points | +/- | PIM | Shots | TOI |
|------------------------------|---------|----------|---------|---------|--------------------|---------------------|---------------------|
| | 2 | 2 | 3 | +4 | 7 | 7 | 31:07 |
| | 6 Times | 20 Times | 5 Times | 4 Times | Apr 27, 2021 @ NJD | Nov 25, 2024 vs VGK | Nov 18, 2024 vs COL |

| Goal Streak | Assist Streak | Point Streak |
|--------------------|--------------------|---|
| 2 Games 5 Times | 4 Games 2 Times | 5 Games (4-2-6) Feb 23 - Mar 3, 2019 |

2025-26 Highlights:

- Ranks second on team in blocked shots (84).
- Has 19 points (5g-14a) through 44 games.
- Took sole possession of fourth place on the all-time games played list among Flyers defensemen (621).
- Took sole possession of fourth place on the all-time points list among Flyers defensemen (231).

Career Highlights Entering 2025-26:

- In 2024-25, logged a career-high time-on-ice average of 24:30 –which led all Flyers skaters and ranked 12th in the NHL –and his 2,008 total minutes skated ranked fourth in the league.
- Has spent parts of the last 10 season in the Flyers organization from 2016-25, totaling 213 points (54g-159a) in 579 career NHL games.
- Appeared in the Stanley Cup Playoffs in 2020 and 2018, collecting 10 points (2g-8a) in 23 total playoff games.
- Represented Canada on five occasions: two IIHF World Championships (2025, 2022), two IIHF World Junior Championships (2016, 2014) and at the 2025 4 Nations Face-Off (Gold Medal)

#8: Cam York (D)

6' 0", 194 lbs. / Jan 5, 2001 (25 years and 9 days)

Drafted: 2019 PHI, 1st round, 14th pick (14th overall)
 Last Goal: JAN 6, 2026 vs ANAHEIM (3)
 Last Assist: JAN 6, 2026 vs ANAHEIM (3)
 Career Shootouts: 0/0 (0%), 0 GDG

| | GP | G | A | P | +/- | PIM |
|--------------------------------------|-----|----|----|----|-----|-----|
| Regular Season | 37 | 3 | 15 | 18 | 3 | 14 |
| Regular Season Career | 272 | 22 | 73 | 95 | -34 | 108 |
| Regular Season Career vs. Opp | 13 | 1 | 4 | 5 | -2 | 18 |

| 2025-26 Highs: | Goals | Assists | Points | +/- | PIM | Shots | TOI |
|-----------------------|--------------|-----------------------------|-----------------------------|---------------|--------------|----------------------------|---------------------------------|
| | 1 3 Times | 3 Oct 20, 2025 vs SEA | 3 Oct 20, 2025 vs SEA | +3 2 Times | 2 7 Times | 5 Jan 6, 2026 vs ANA | 28:18 Oct 28, 2025 vs PIT |

| Goal Streak | Assist Streak | Point Streak |
|--------------------|----------------------|---------------------------------------|
| - | 2 Games 3 Times | 3 Games (1-2-3) Dec 18-22, 2025 |

| Regular Season Career Highs: | Goals | Assists | Points | +/- | PIM | Shots | TOI |
|-------------------------------------|---------------|-----------------------------|-----------------------------|---------------|--------------|----------------------------|--------------------------------|
| | 1 22 Times | 3 Oct 20, 2025 vs SEA | 3 Oct 20, 2025 vs SEA | +3 7 Times | 4 5 Times | 7 Mar 26, 2024 @ NYR | 29:01 Mar 21, 2024 @ CAR |

| Goal Streak | Assist Streak | Point Streak |
|--------------------|---|---------------------------------------|
| 2 Games 2 Times | 4 Games (4 Assists) Dec 21-29, 2024 | 4 Games (0-4-4) Dec 21-29, 2024 |

2025-26 Highlights:

- Has 18 points (3g-15a) through 36 games.
- Ranks third on PHI in blocked shots (70).
- Set single-game career highs in assists and points (3) vs SEA (10/20).

Career Highlights Entering 2025-26:

- Has spent parts of the last five seasons between the Flyers and the Lehigh Valley Phantoms of the American Hockey League (AHL) from 2020-25.
- In 2024-25, ranked second among Flyers' skaters with a time-on-ice average of 20:47.
- Set career highs in games played (82), goals (10), assists (20), points (30) and time-on-ice average (22:37) in 2023-24.
- Represented the United States at four IIHF World Junior Championships (2021 –Gold, 2020, 2019 and 2018).
- In 2021, captained Team USA to the tournament title, leading the way among team defensemen with six points (1g-5a) in seven games.
- Played two seasons of collegiate hockey at the University of Michigan (NCAA) from 2019-21. Totaled 36 points (9g-27a) and was +22 in 54 collegiate games.

#9: Jamie Drysdale (D) (*Injured)

5' 11", 185 lbs. / Apr 8, 2002 (23 years and 281 days)

Drafted: 2020 ANA, 1st round, 6th pick (6th overall)
 Acquired: Trade with ANA, Jan. 8, 2024, with Second-Round Selection in 2025 NHL Draft for F Cutter Gauthier
 Last Goal: DEC 14, 2025 @ CAROLINA (10)
 Last Assist: DEC 30, 2025 @ VANCOUVER (3)
 Career Shootouts: 0/0 (0%), 0 GDG

| | GP | G | A | P | +/- | PIM |
|--------------------------------------|-----|----|----|----|-----|-----|
| Regular Season | 41 | 3 | 15 | 18 | 1 | 22 |
| Regular Season Career | 258 | 20 | 68 | 88 | -92 | 76 |
| Regular Season Career vs. Opp | 9 | 0 | 1 | 1 | 0 | 12 |

2025-26 Highs:

| Goals | Assists | Points | +/- | PIM | Shots | TOI |
|---------|--------------------|--------------------|---------|---------------------|---------|-------------------|
| 1 | 2 | 2 | +3 | 10 | 4 | 25:44 |
| 3 Times | Nov 26, 2025 @ FLA | Nov 26, 2025 @ FLA | 2 Times | Oct 28, 2025 vs PIT | 3 Times | Nov 4, 2025 @ MTL |

| Goal Streak | Assist Streak | Point Streak |
|-------------|--------------------|-------------------------------------|
| - | 2 Games 2 Times | 3 Games (1-2-3) Nov 4-8, 2025 |

Regular Season Career Highs:

| Goals | Assists | Points | +/- | PIM | Shots | TOI |
|----------|---------|----------|-------------------|---------------------|-------------------|--------------------|
| 1 | 2 | 2 | +4 | 10 | 7 | 26:17 |
| 20 Times | 7 Times | 11 Times | Apr 1, 2022 @ ARI | Oct 28, 2025 vs PIT | Apr 1, 2022 @ ARI | Mar 25, 2025 @ TOR |

| Goal Streak | Assist Streak | Point Streak |
|--|---|--------------------|
| 2 Games (2 Goals) Mar 9-11, 2025 | 3 Games (3 Assists) Jan 11-14, 2025 | 3 Games 2 Times |

2025-26 Highlights:

- Has 18 points (3g-15a) through 41 games.
- Ranks second among team d-men in points.
- Played his 100th game as a Flyer vs SEA (10/20).

Career Highlights Entering 2025-26:

- Has played parts of five NHL seasons with Philadelphia (2024-25) and Anaheim (2020-24). I
- In 2024-25, registered an NHL career-high seven goals for the Flyers.
- On March 18, 2021, made his NHL debut vs. Arizona and recorded two points (1g-1a), making him the third blueliner in NHL history to score multiple points in an NHL debut at age 18 or younger.
- Has represented Canada at three IIHF World Junior Championships (2021, 2020 –Gold and 2019) as well as the Hlinka Gretzky Cup in 2020.
- Helped Canada win the Gold Medal in 2020 with three points (1g-2a) in seven games. At 17 years and eight months, became the youngest defenseman since Jay Bouwmeester in 2001 to play for Canada in the event.

#10: Bobby Brink (R)

5' 8", 169 lbs. / Jul 8, 2001 (24 years and 190 days)

Drafted: 2019 PHI, 2nd round, 3rd pick (34th overall)
 Last Goal: JAN 3, 2026 @ EDMONTON (1)
 Last Assist: DEC 30, 2025 @ VANCOUVER (3)
 Career Shootouts: 3/10 (30%), 3 GDG

| | GP | G | A | P | +/- | PIM |
|--------------------------------------|-----|----|----|----|-----|-----|
| Regular Season | 41 | 11 | 9 | 20 | -1 | 20 |
| Regular Season Career | 187 | 34 | 54 | 88 | -16 | 52 |
| Regular Season Career vs. Opp | 10 | 2 | 6 | 8 | 4 | 2 |

| 2025-26 Highs: | Goals | Assists | Points | +/- | PIM | Shots | TOI |
|-------------------------------------|---|---|---------------------------------------|------------------------|------------------------|--------------|-----------------------|
| | 2 | 2 | 2 | +2 | 2 | 4 | 19:23 |
| | Nov 4, 2025 @ MTL | Dec 18, 2025 @ BUF | 6 Times | 4 Times | 10 Times | 2 Times | Nov 14, 2025 @ STL |
| | Goal Streak | Assist Streak | Point Streak | | | | |
| | 2 Games (2 Goals) Oct 11-13, 2025 | 2 Games (2 Assists) Oct 25-28, 2025 | 2 Games 3 Times | | | | |
| Regular Season Career Highs: | Goals | Assists | Points | +/- | PIM | Shots | TOI |
| | 2 | 3 | 4 | +4 | 4 | 4 | 21:37 |
| | 3 Times | Feb 25, 2025 vs PIT | Feb 25, 2025 vs PIT | Feb 25, 2025 vs PIT | Mar 13, 2025 vs TBL | 7 Times | Mar 17, 2025 @ TBL |
| | Goal Streak | Assist Streak | Point Streak | | | | |
| | 2 Games 2 Times | 2 Games 7 Times | 4 Games (1-3-4) Oct 11-17, 2024 | | | | |

2025-26 Highlights:

- Has 20 points (11g-9a) through 41 games.
- Has six multi-point games.

Career Highlights Entering 2025-26:

- Has completed parts of three seasons with Philadelphia (2022, 2023-25) and played parts of two seasons (2022-24) in the American Hockey League (AHL) with the Lehigh Valley Phantoms.
- Recorded career highs in games played (79), goals (12), assists (29), and points (41) in 2024-25
- Scored an NHL career-high four points (1g-3a) on February 25, 2025, vs. Pittsburgh.
- Played three collegiate seasons at the University of Denver (NCAA) from 2019-22, leading all NCAA skaters with 57 points (14g-43a) and winning the National Championship with Denver in 2021-22.
- Has appeared in three IIHF World Junior Championships with the United States in 2021, 2020 and 2019, where he received a Gold Medal in 2021.

#11: Travis Konecny (R)**5' 10", 192 lbs. / Mar 11, 1997 (28 years and 309 days)**

Drafted: 2015 PHI, 1st round, 24th pick (24th overall)
 Last Goal: JAN 8, 2026 vs TORONTO (1)
 Last Assist: JAN 6, 2026 vs ANAHEIM (2)
 Career Shootouts: 6/31 (19%), 3 GDG

| | GP | G | A | P | +/- | PIM |
|--------------------------------------|-----|-----|-----|-----|-----|-----|
| Regular Season | 43 | 14 | 24 | 38 | 13 | 39 |
| Regular Season Career | 689 | 212 | 302 | 514 | -30 | 502 |
| Regular Season Career vs. Opp | 35 | 13 | 17 | 30 | 6 | 14 |

| 2025-26 Highs: | Goals | Assists | Points | +/- | PIM | Shots | TOI |
|-----------------------|----------|---------|---------|---------------------|---------------------|--------------------|--------------------|
| | 1 | 2 | 2 | +3 | 14 | 8 | 23:31 |
| | 14 Times | 3 Times | 9 Times | Oct 20, 2025 vs SEA | Jan 12, 2026 vs TBL | Dec 7, 2025 vs COL | Dec 20, 2025 @ NYR |

| Goal Streak | Assist Streak | Point Streak |
|------------------------------------|---------------------------------------|---|
| 3 Games (3 Goals) Dec 3-9, 2025 | 4 Games (5 Assists) Nov 4-12, 2025 | 8 Games (4-6-10) Oct 28 - Nov 12, 2025 |

| Regular Season Career Highs: | Goals | Assists | Points | +/- | PIM | Shots | TOI |
|-------------------------------------|---------|---------|---------------------|---------------------|-------------------|---------|--------------------|
| | 3 | 4 | 5 | +4 | 18 | 8 | 26:18 |
| | 2 Times | 2 Times | Oct 26, 2024 vs MIN | Oct 26, 2024 vs MIN | Nov 2, 2022 @ TOR | 3 Times | Jan 4, 2024 vs CBJ |

| Goal Streak | Assist Streak | Point Streak |
|---|---------------------------------------|---|
| 6 Games (7 Goals) Dec 23, 2022 - Jan 8, 2023 | 6 Games (6 Assists) Feb 9-22, 2022 | 10 Games (12-8-20) Dec 20, 2022 - Jan 11, 2023 |

2025-26 Highlights:

- Has 38 points (14g-24a) through 43 games.
- Ranks first (tied) on team in assists.
- Had an eight-game point streak (4g-6a) from Oct. 28-Nov. 12.
- Hit the 200-goal milestone vs. PIT (10/28).

Career Highlights Entering 2025-26:

- Has spent nine seasons with Philadelphia from 2016-25 and served as an alternate captain over the last two seasons (2023-25).
- Has recorded 476 points (198g-278a) in 646 career NHL games, all with the Flyers.
- Led Philadelphia with a career-high 76 points (24g-52a) in 2024-25.
- Is a two-time NHL All Star selection (2020 and 2024).
- Has represented Canada on the world stage six times, including twice at the IIHF World Championship (2017 and 2025), and once at the 4 Nations Face-Off (2025 –Gold Medal).
- Appeared in two IIHF World Junior Championships in 2014 and 2016 and one Hlinka Gretzky Cup (2015 –Gold).

#13: Adam Ginning (D)

6' 3", 196 lbs. / Jan 13, 2000 (26 years and 1 day)

Drafted: 2018 PHI, 2nd round, 19th pick (50th overall)
 Last Goal: APR 6, 2024 @ COLUMBUS (6)
 Last Assist: -
 Career Shootouts: 0/0 (0%), 0 GDG

| | GP | G | A | P | +/- | PIM |
|--------------------------------------|----|---|---|---|-----|-----|
| Regular Season | 5 | 0 | 0 | 0 | 0 | 0 |
| Regular Season Career | 16 | 1 | 0 | 1 | -1 | 2 |
| Regular Season Career vs. Opp | - | - | - | - | - | - |

| | | | | | | | |
|-------------------------------------|----------------------|----------------------|----------------------|------------------------|------------------------|------------------------|------------------------|
| 2025-26 Highs: | Goals | Assists | Points | +/- | PIM | Shots | TOI |
| | - | - | - | +1 | - | 2 | 20:33 |
| | | | | Oct 13, 2025 vs FLA | | Oct 9, 2025 @ FLA | Oct 13, 2025 vs FLA |
| | Goal Streak | Assist Streak | Point Streak | | | | |
| | - | - | - | | | | |
| Regular Season Career Highs: | Goals | Assists | Points | +/- | PIM | Shots | TOI |
| | 1 | - | 1 | +1 | 2 | 3 | 20:33 |
| | Apr 6, 2024 @ CBJ | | Apr 6, 2024 @ CBJ | 4 Times | Apr 11, 2023 vs CBJ | Mar 23, 2024 vs BOS | Oct 13, 2025 vs FLA |
| | Goal Streak | Assist Streak | Point Streak | | | | |
| | - | - | - | | | | |

2025-26 Highlights:

- Has appeared in five games for Philadelphia.
- Has three points (1g-2a) through 15 games with the Lehigh Valley Phantoms (AHL).
- Skated an NHL career-high 20:33 minutes vs. FLA (10/13).

Career Highlights Entering 2025-26:

- In 2024-25, played one game for the Flyers before spending the year with the Lehigh Valley Phantoms of the American Hockey League (AHL).
- Over the past three seasons from 2022-25, tallied 51 points (7g-44a) in 195 career AHL games and four assists in 16 career AHL playoff games.
- Made his NHL debut on April 11, 2023 against Columbus
- Notched his first career NHL goal on April 6, 2024, at Columbus.
- Played parts of six seasons in the Swedish Hockey League (SHL), Sweden's top professional league, with Farjestad BK (2020-22) and Linkoping HC (2017-20).
- Won the SHL Championship in his final season with Farjestad BK (2022).
- Represented Sweden at four IIHF World Junior Championships (2020, 2019, 2018 and 2017).

#14: Sean Couturier (C)**6' 4", 210 lbs. / Dec 7, 1992 (33 years and 38 days)**

Drafted: 2011 PHI, 1st round, 8th pick (8th overall)
 Last Goal: DEC 7, 2025 vs COLORADO (17)
 Last Assist: JAN 6, 2026 vs ANAHEIM (3)
 Career Shootouts: 14/49 (29%), 9 GDG

| | GP | G | A | P | +/- | PIM |
|--------------------------------------|-----|-----|-----|-----|-----|-----|
| Regular Season | 43 | 5 | 19 | 24 | -3 | 18 |
| Regular Season Career | 917 | 211 | 356 | 567 | 70 | 365 |
| Regular Season Career vs. Opp | 56 | 10 | 25 | 35 | 6 | 18 |

| | | | | | | | |
|-------------------------------------|---|--|---|--|--|---|--|
| 2025-26 Highs: | Goals 2 Oct 13, 2025 vs FLA | Assists 2 6 Times | Points 4 Oct 13, 2025 vs FLA | +/- +4 Oct 13, 2025 vs FLA | PIM 2 9 Times | Shots 6 Jan 3, 2026 @ EDM | TOI 22:10 Dec 14, 2025 @ CAR |
| | Goal Streak 2 Games (2 Goals) Nov 26-28, 2025 | Assist Streak 2 Games 4 Times | Point Streak 2 Games 6 Times | | | | |
| Regular Season Career Highs: | Goals 3 2 Times | Assists 3 2 Times | Points 5 Oct 26, 2024 vs MIN | +/- +5 2 Times | PIM 12 Dec 7, 2013 @ DAL | Shots 9 Nov 23, 2019 vs CGY | TOI 28:37 Mar 17, 2019 @ PIT |
| | Goal Streak 5 Games (5 Goals) Jan 8-17, 2012 | Assist Streak 5 Games 3 Times | Point Streak 8 Games (6-6-12) Feb 7 - Mar 4, 2021 | | | | |

2025-26 Highlights:

- Has 24 points (5g-19a) in 43 games.
- Skated in his 904th career game with Philadelphia at CAR (12/14), surpassing Bill Barber for third place on the franchise's all-time games played list.
- Recorded four points vs. FLA (10/13), his first game of four or more points since he had a career-high five points (3g-2a) on Oct. 26, 2024.
- Began 14th season with the Flyers, coming within one campaign of tying Bobby Clarke and Claude Giroux (15) for the most seasons played in franchise history.

Career Highlights Entering 2025-26:

- Longest-tenured Flyer and professional athlete in Philadelphia (14 seasons).
- Entering third season as captain of the Flyers.
- Has registered 206 goals, 337 assists, and 543 points in 874 career NHL games, all with the Flyers.
- In 2024-25, notched a career-high five points (3g-2a), including his 500th career NHL point, on October 26, 2024, vs. Minnesota.
- Won the Selke Trophy as the NHL's top defensive forward in 2020.

#18: Rodrigo Abols (C)

6' 4", 206 lbs. / Jan 5, 1996 (30 years and 9 days)

Drafted: 2016 VAN, 7th round, 3rd pick (184th overall)
 Last Goal: DEC 20, 2025 @ NY RANGERS (10)
 Last Assist: JAN 10, 2026 vs TAMPA BAY (1)
 Career Shootouts: 0/0 (0%), 0 GDG

| | GP | G | A | P | +/- | PIM |
|--------------------------------------|----|---|----|----|-----|-----|
| Regular Season | 39 | 2 | 7 | 9 | 0 | 22 |
| Regular Season Career | 61 | 4 | 10 | 14 | -10 | 26 |
| Regular Season Career vs. Opp | 3 | 0 | 0 | 0 | -1 | 2 |

| 2025-26 Highs: | Goals | Assists | Points | +/- | PIM | Shots | TOI |
|-------------------------------------|-------------------------|---|---|------------------------------|-----------------------------|-----------------------------|---------------------------------|
| | 1 2 Times | 2 Dec 22, 2025 vs VAN | 2 Dec 22, 2025 vs VAN | +2 Dec 22, 2025 vs VAN | 9 Jan 12, 2026 vs TBL | 4 Nov 20, 2025 vs STL | 14:29 Oct 30, 2025 vs NSH |
| | Goal Streak - | Assist Streak 2 Games (2 Assists) Dec 28-30, 2025 | Point Streak 2 Games 2 Times | | | | |
| Regular Season Career Highs: | Goals | Assists | Points | +/- | PIM | Shots | TOI |
| | 1 4 Times | 2 Dec 22, 2025 vs VAN | 2 Dec 22, 2025 vs VAN | +2 Dec 22, 2025 vs VAN | 9 Jan 12, 2026 vs TBL | 4 2 Times | 14:29 Oct 30, 2025 vs NSH |
| | Goal Streak - | Assist Streak 2 Games 2 Times | Point Streak 2 Games 4 Times | | | | |

2025-26 Highlights:

- Had the first multi-point game of his career (2a) vs VAN (12/22).
- Has recorded nine points (2g-7a) through 39 games.
- Scored first goal of the season vs STL (11/20).

Career Highlights Entering 2025-26:

- Made NHL debut with Philadelphia on January 21, 2025, and suited up for 22 games with the club, registering two goals, three assists and five points.
- Spent the majority of the 2024-25 campaign with the Lehigh Valley Phantoms of the American Hockey League (AHL) where his 32 points (15g-17a) ranked fourth on the club.
- Played six seasons in the Swedish Hockey League (SHL), Sweden's top professional league, with Rogle BK (2024) and Orebro HK (2017-19, 2020-23).
- Captained Orebro HK for two seasons from 2021-23 and his 41 points (19g-22a) in 2023 led his team and ranked 10th in the SHL.
- Represented Latvia at nine IIHF World Championships as well as at the Olympic Games in 2022.

#19: Garnet Hathaway (R)

6' 2", 212 lbs. / Nov 23, 1991 (34 years and 52 days)

Acquired: Signed as a free agent, July 1, 2023
 Last Goal: JAN 10, 2026 vs TAMPA BAY (1)
 Last Assist: APR 13, 2025 @ OTTAWA (40)
 Career Shootouts: 0/0 (0%), 0 GDG

| | | | | | | |
|--------------------------------------|-----------|----------|----------|----------|------------|------------|
| | GP | G | A | P | +/- | PIM |
| Regular Season | 38 | 1 | 0 | 1 | -5 | 46 |
| Regular Season Career | 644 | 76 | 85 | 161 | 46 | 726 |
| Regular Season Career vs. Opp | 32 | 2 | 2 | 4 | -9 | 20 |

| | | | | | | | |
|-------------------------------------|---|---|--|---|--|--|--|
| 2025-26 Highs: | Goals 1 Jan 10, 2026 vs TBL | Assists - | Points 1 Jan 10, 2026 vs TBL | +/- +1 4 Times | PIM 7 3 Times | Shots 3 Jan 6, 2026 vs ANA | TOI 13:01 Nov 15, 2025 @ DAL |
| | Goal Streak - | Assist Streak - | Point Streak - | | | | |
| Regular Season Career Highs: | Goals 2 5 Times | Assists 2 6 Times | Points 3 Feb 17, 2022 @ PHI | +/- +4 Feb 17, 2022 @ PHI | PIM 20 Mar 9, 2024 @ TBL | Shots 6 3 Times | TOI 17:39 Feb 10, 2022 @ MTL |
| | Goal Streak 2 Games 9 Times | Assist Streak 2 Games 12 Times | Point Streak 3 Games 4 Times | | | | |

2025-26 Highlights:

- Leads team in hits (147).
- Scored first goal of the season vs TBL (1/10).

Career Highlights Entering 2025-26:

- Has spent parts of 10 NHL seasons with Philadelphia (2023-25), Boston (2023), Washington (2019-23) and Calgary (2015-19).
- In 2024-25, was the Flyers' nominee for the King Clancy Memorial Trophy, awarded "to the player who best exemplifies leadership qualities on and off the ice."
- Since 2018-19, his 1,669 hits are the third most in the league over that seven-year span.
- Spent parts of five seasons in the American Hockey League (AHL) with the Stockton Heat as an alternate captain (2015-18), Adirondack Flames (2015), and Abbotsford Heat (2014).
- Played four collegiate seasons at Brown University (NCAA) from 2010-14, representing the club as an alternate captain in his final two seasons (2012-14).

#22: Christian Dvorak (C)

6' 1", 190 lbs. / Feb 2, 1996 (29 years and 346 days)

Drafted: 2014 ARI, 2nd round, 28th pick (58th overall)
 Acquired: Transaction / Trade (ARI - 04/09/2021)
 Last Goal: JAN 12, 2026 vs TAMPA BAY
 Last Assist: JAN 10, 2026 vs TAMPA BAY (1)
 Career Shootouts: 6/16 (38%), 3 GDG

| | GP | G | A | P | +/- | PIM |
|--------------------------------------|-----|-----|-----|-----|-----|-----|
| Regular Season | 43 | 10 | 19 | 29 | 8 | 12 |
| Regular Season Career | 577 | 115 | 163 | 278 | -52 | 132 |
| Regular Season Career vs. Opp | 16 | 2 | 3 | 5 | 1 | 0 |

| 2025-26 Highs: | Goals | Assists | Points | +/- | PIM | Shots | TOI |
|------------------------------|--|---|---|-----------------------|------------------------|---------|----------------------|
| | 2 | 2 | 3 | +2 | 4 | 5 | 23:56 |
| | Nov 14, 2025 @ STL | 2 Times | Nov 14, 2025 @ STL | 5 Times | Oct 9, 2025 @ FLA | 2 Times | Nov 4, 2025 @ MTL |
| | Goal Streak 2 Games (3 Goals) Nov 14-15, 2025 | Assist Streak 3 Games 2 Times | Point Streak 4 Games (1-3-4) Jan 6-12, 2026 | | | | |
| Regular Season Career Highs: | Goals | Assists | Points | +/- | PIM | Shots | TOI |
| | 3 | 3 | 4 | +4 | 12 | 7 | 24:03 |
| | Oct 29, 2022 @ STL | Mar 18, 2025 vs OTT | Mar 18, 2025 vs OTT | Nov 27, 2021 @ PIT | Nov 20, 2021 vs NSH | 3 Times | Feb 8, 2021 @ STL |
| | Goal Streak 3 Games (5 Goals) Jan 28 - Feb 4, 2021 | Assist Streak 5 Games (6 Assists) Apr 21-29, 2022 | Point Streak 5 Games 2 Times | | | | |

2025-26 Highlights:

- Has five multi-point games.
- Has 29 points (10g-19a) through 43 games.
- Ranks third on team in points.

Career Highlights Entering 2025-26:

- Spent time with Montreal (2021-25) and Arizona (2016-21), registering 105 goals, 144 assists and 249 points in 534 career NHL games.
- Has added four goals and an assist in 14 career NHL playoff games.
- Skated in his 500th career NHL game on January 23, 2025, against Detroit.
- Has represented the United States on the world stage at the 2017 IIHF World Championship and 2016 IIHF World Junior Championship.
- Spent three seasons in the Ontario Hockey League (OHL) with the London Knights from 2013-16, where he accumulated 244 points (99g-145a) in 158 OHL games.
- During the 2015-16 season, led the OHL with 52 goals, guiding London to the OHL Championship title.

#24: Nick Seeler (D)

6' 3", 197 lbs. / Jun 3, 1993 (32 years and 225 days)

Drafted: 2011 MIN, 5th round, 10th pick (131st overall)
 Acquired: Signed as a free agent, July 28, 2021
 Last Goal: JAN 3, 2026 @ EDMONTON (4)
 Last Assist: JAN 3, 2026 @ EDMONTON (4)
 Career Shootouts: 0/0 (0%), 0 GDG

| | GP | G | A | P | +/- | PIM |
|--------------------------------------|-----|----|----|----|-----|-----|
| Regular Season | 44 | 1 | 5 | 6 | -5 | 19 |
| Regular Season Career | 417 | 12 | 56 | 68 | 10 | 318 |
| Regular Season Career vs. Opp | 16 | 1 | 2 | 3 | -1 | 8 |

2025-26 Highs:

| Goals | Assists | Points | +/- | PIM | Shots | TOI |
|---------------------------|--------------|---------------------------|------------------------------|----------------------------|-----------------------------|---------------------------------|
| 1 Jan 3, 2026 @ EDM | 1 5 Times | 2 Jan 3, 2026 @ EDM | +5 Nov 22, 2025 vs NJD | 5 Dec 30, 2025 @ VAN | 6 Oct 28, 2025 vs PIT | 22:57 Dec 13, 2025 vs CAR |

Goal Streak - **Assist Streak** - **Point Streak** -

Regular Season Career Highs:

| Goals | Assists | Points | +/- | PIM | Shots | TOI |
|---------------|---------------------------|--------------|------------------------------|-----------------------------|--------------|---------------------------------|
| 1 12 Times | 3 Apr 9, 2025 @ NYR | 3 2 Times | +5 Nov 22, 2025 vs NJD | 27 Dec 22, 2023 @ DET | 6 3 Times | 24:30 Mar 31, 2025 vs NSH |

Goal Streak - **Assist Streak** 3 Games
(3 Assists)
Nov 11-18, 2023 **Point Streak** 3 Games
2 Times

2025-26 Highlights:

- Leads PHI in blocked shots (87).
- Ranks third on PHI in hits (77).
- Scored first goal of the season at EDM (1/3).
- Skated in his 400th NHL game vs COL (12/7).
- Was a career-high +5 vs NJD (11/22).

Career Highlights Entering 2025-26:

- Had a career year in 2024-25, setting NHL bests in games played (77), assists (17), points (20), plus/minus (+10), and time-on-ice average (17:17).
- Led all Flyers skaters and ranked third in the NHL with 200 blocked shots, hitting the 200+ mark for the second-consecutive season.
- Has played parts of eight seasons with Philadelphia (2021-25), Chicago (2020), and Minnesota (2017-20).
- Played parts of three seasons in the American Hockey League (AHL) with the Iowa Wild (2016-18, 2020).
- Played two seasons of collegiate hockey at the University of Nebraska-Omaha (NCAA) from 2012-14 before transferring to the University of Minnesota for his final collegiate season in 2015-16.

#27: Noah Cates (L)**6' 2", 194 lbs. / Feb 5, 1999 (26 years and 343 days)**

Drafted: 2017 PHI, 5th round, 13th pick (137th overall)
 Last Goal: DEC 30, 2025 @ VANCOUVER (6)
 Last Assist: JAN 6, 2026 vs ANAHEIM (3)
 Career Shootouts: 0/0 (0%), 0 GDG

| | GP | G | A | P | +/- | PIM |
|--------------------------------------|-----|----|----|-----|-----|-----|
| Regular Season | 44 | 10 | 14 | 24 | 14 | 27 |
| Regular Season Career | 279 | 50 | 76 | 126 | 16 | 57 |
| Regular Season Career vs. Opp | 11 | 6 | 4 | 10 | 2 | 2 |

| | | | | | | | |
|-------------------------------------|---|--|--|--|---|------------------------------|---|
| 2025-26 Highs: | Goals 1 10 Times | Assists 2 2 Times | Points 3 Nov 22, 2025 vs NJD | +/- +3 2 Times | PIM 17 Jan 6, 2026 vs ANA | Shots 5 2 Times | TOI 21:34 Oct 28, 2025 vs PIT |
| | Goal Streak 2 Games (2 Goals) Oct 18-20, 2025 | Assist Streak 2 Games 4 Times | Point Streak 4 Games (2-2-4) Dec 18-23, 2025 | | | | |
| Regular Season Career Highs: | Goals 2 3 Times | Assists 2 10 Times | Points 3 4 Times | +/- +4 Feb 25, 2025 vs PIT | PIM 17 Jan 6, 2026 vs ANA | Shots 6 2 Times | TOI 22:31 Mar 22, 2025 @ DAL |
| | Goal Streak 5 Games (5 Goals) Dec 18-28, 2024 | Assist Streak 4 Games 2 Times | Point Streak 5 Games 2 Times | | | | |

2025-26 Highlights:

- Has 24 points (10g-14a) through 44 games.
- Tied career high of three points (1g-2a) vs NJD (11/22).
- Leads team in plus-minus (+14).
- Notched first career OTG vs. MIN (10/18).

Career Highlights Entering 2025-26:

- Has spent parts of four seasons with Philadelphia from 2021-25, tallying 102 points (40g-62a) in 235 career NHL games with the Flyers.
- Set an NHL career high of 16 goals during the 2024-25 campaign.
- In 2022-23, his 38 points (13g-25a) ranked sixth in the NHL among rookies, and his five game-winning goals were the most among first-year players.
- Has represented the United States at the 2022 Olympic Games as well as the 2019 IIHF World Junior Championship.
- Played four seasons of collegiate hockey at the University of Minnesota-Duluth (NCAA) from 2018-22 and spent the final two seasons (2020-22) as captain.
- Part of the National Championship-winning team during his first collegiate season in 2018-19.

#29: Nikita Grebenkin (R)**6' 2", 210 lbs. / May 2, 2003 (22 years and 257 days)**

Drafted: 2022 TOR, 5th round, 6th pick (135th overall)
 Last Goal: JAN 6, 2026 vs ANAHEIM (3)
 Last Assist: JAN 6, 2026 vs ANAHEIM (3)
 Career Shootouts: 0/0 (0%), 0 GDG

| | GP | G | A | P | +/- | PIM |
|--------------------------------------|----|---|---|----|-----|-----|
| Regular Season | 32 | 3 | 7 | 10 | -3 | 38 |
| Regular Season Career | 39 | 3 | 7 | 10 | -6 | 40 |
| Regular Season Career vs. Opp | 1 | 0 | 0 | 0 | 0 | 0 |

| 2025-26 Highs: | Goals | Assists | Points | +/- | PIM | Shots | TOI |
|-----------------------|--------------|----------------|---------------|------------|------------|--------------------|---------------------|
| | 1 | 1 | 2 | +2 | 17 | 3 | 15:40 |
| | 3 Times | 7 Times | 2 Times | 2 Times | 2 Times | Jan 6, 2026 vs ANA | Jan 10, 2026 vs TBL |

| Goal Streak | Assist Streak | Point Streak |
|--------------------|---|---------------------------------------|
| - | 2 Games (2 Assists) Dec 28-30, 2025 | 2 Games (0-2-2) Dec 28-30, 2025 |

| Regular Season Career Highs: | Goals | Assists | Points | +/- | PIM | Shots | TOI |
|-------------------------------------|--------------|----------------|---------------|------------|------------|--------------------|---------------------|
| | 1 | 1 | 2 | +2 | 17 | 3 | 15:40 |
| | 3 Times | 7 Times | 2 Times | 2 Times | 2 Times | Jan 6, 2026 vs ANA | Jan 10, 2026 vs TBL |

| Goal Streak | Assist Streak | Point Streak |
|--------------------|---|---------------------------------------|
| - | 2 Games (2 Assists) Dec 28-30, 2025 | 2 Games (0-2-2) Dec 28-30, 2025 |

2025-26 Highlights:

- Had the first multi-point game of his career (1g-1a) vs VAN (12/22).
- Tallied first NHL goal at MTL (11/4).
- Has 10 points (3g-7a) through 32 games.
- Made season/Flyers debut and recorded first career point (a) at CAR (10/11).

Career Highlights Entering 2025-26:

- In 2024-25, made his NHL debut with Toronto, suiting up for seven games with the Maple Leafs
- Split time in the American Hockey League (AHL) with the Toronto Marlies and Lehigh Valley Phantoms ('24-25)
- Spent parts of three seasons in the Kontinental Hockey League (KHL), Russia's top professional league, with the Metallurg Magnitogorsk as well as the junior league, MHL, with the Stalnye Lisy Magnitogorsk from 2021-24.
- Registered 67 total points (28g-39a) in 120 career KHL games.
- In 2023-24, ranked second on Metallurg with 41 points (19g-22a) in 67 games.

#36: Emil Andrae (D)

5' 9", 189 lbs. / Feb 23, 2002 (23 years and 325 days)

Drafted: 2020 PHI, 2nd round, 23rd pick (54th overall)
 Last Goal: NOV 26, 2025 @ FLORIDA (21)
 Last Assist: DEC 22, 2025 vs VANCOUVER (8)
 Career Shootouts: 0/0 (0%), 0 GDG

| | GP | G | A | P | +/- | PIM |
|--------------------------------------|----|---|----|----|-----|-----|
| Regular Season | 33 | 1 | 9 | 10 | 13 | 12 |
| Regular Season Career | 79 | 2 | 15 | 17 | 7 | 28 |
| Regular Season Career vs. Opp | 2 | 0 | 0 | 0 | -1 | 2 |

| 2025-26 Highs: | Goals | Assists | Points | +/- | PIM | Shots | TOI |
|------------------------------|--------------------|----------------------|---------------------|--------------------|----------|---------|---------------------|
| | 1 | 2 | 2 | +4 | 2 | 3 | 22:58 |
| | Nov 26, 2025 @ FLA | Nov 14, 2025 @ STL | 2 Times | Nov 14, 2025 @ STL | 6 Times | 2 Times | Dec 13, 2025 vs CAR |
| | Goal Streak | Assist Streak | Point Streak | | | | |
| | - | 2 Games 2 Times | 2 Games 2 Times | | | | |
| Regular Season Career Highs: | Goals | Assists | Points | +/- | PIM | Shots | TOI |
| | 1 | 2 | 2 | +4 | 2 | 4 | 25:40 |
| | 2 Times | Nov 14, 2025 @ STL | 2 Times | Nov 14, 2025 @ STL | 14 Times | 2 Times | Nov 11, 2024 vs SJS |
| | Goal Streak | Assist Streak | Point Streak | | | | |
| | - | 2 Games 3 Times | 2 Games 3 Times | | | | |

2025-26 Highlights:

- Has two multi-point games this season.
- Set career high in plus-minus (4) at STL (11/14).
- Skated in a season-high 22:19 minutes vs SJS (12/9).
- Recorded a career-high five blocked shots vs CAR (12/13).
- Has 10 points (1g-9a) in 33 games.

Career Highlights Entering 2025-26:

- Played 46 NHL games with Philadelphia from 2023-25, tallying seven points (1g-6a).
- Made NHL debut Oct. 14, 2023 at OTT.
- Played parts of three seasons in the American Hockey League (AHL) with the Lehigh Valley Phantoms from 2022-25, notching 54 points (10g-44a).
- Played parts of three seasons in the Swedish Hockey League (SHL), Sweden's top professional league (2019-21, 2023). Ranked fourth on team in points in 2022-23 with 26 (6g-20a).
- Competed in two IIHF World Junior Championships with Sweden (2022, 2021). Captained the team to the Bronze Medal in 2022 and ranked first among Swedes in points at the tournament (8).

#39: Matvei Michkov (R)

5' 10", 172 lbs. / Dec 9, 2004 (21 years and 36 days)

Drafted: 2023 PHI, 1st round, 7th pick (7th overall)
 Last Goal: DEC 22, 2025 vs VANCOUVER (8)
 Last Assist: JAN 3, 2026 @ EDMONTON (3)
 Career Shootouts: 5/14 (36%), 3 GDG

| | GP | G | A | P | +/- | PIM |
|--------------------------------------|-----|----|----|----|-----|-----|
| Regular Season | 43 | 9 | 14 | 23 | -6 | 38 |
| Regular Season Career | 123 | 35 | 51 | 86 | -24 | 84 |
| Regular Season Career vs. Opp | 6 | 2 | 3 | 5 | -4 | 4 |

| | | | | | | | |
|-------------------------------------|--|---|---|--|---|--|---|
| 2025-26 Highs: | Goals 2 Nov 29, 2025 @ NJD | Assists 2 3 Times | Points 2 4 Times | +/- +2 Nov 22, 2025 vs NJD | PIM 4 3 Times | Shots 6 Nov 29, 2025 @ NJD | TOI 18:48 Oct 16, 2025 vs WPG |
| | Goal Streak 3 Games (3 Goals) Nov 6-12, 2025 | Assist Streak 2 Games 2 Times | Point Streak 3 Games 2 Times | | | | |
| Regular Season Career Highs: | Goals 2 8 Times | Assists 3 Dec 5, 2024 vs FLA | Points 3 5 Times | +/- +5 Feb 22, 2025 vs EDM | PIM 12 Dec 8, 2024 vs UTA | Shots 8 Jan 7, 2025 vs TOR | TOI 23:04 Apr 5, 2025 @ MTL |
| | Goal Streak 3 Games (3 Goals) Nov 6-12, 2025 | Assist Streak 4 Games (5 Assists) Mar 22-27, 2025 | Point Streak 6 Games (4-7-11) Mar 22-31, 2025 | | | | |

2025-26 Highlights:

- Skated in his 100th career NHL game vs NJD (11/22).
- Had the first three-game goal streak (3g) of his career from Nov. 6-12.
- Has 23 points (9g-14a) through 43 games.

Career Highlights Entering 2025-26:

- During rookie campaign in 2024-25, ranked second on the Flyers with 63 points (26g-37a) in 80 games.
- His 63 points were tied (Macklin Celebrini) for the second-most points among all rookies and were the most points by a Flyers rookie since Mikael Renberg's 82 points in 1993-94.
- Led all rookies with 26 goals, earning himself a spot on the NHL All-Rookie Team.
- His three overtime goals during the 2024-25 season tied a record for the most such goals scored by a teenager in league history, joining Sidney Crosby, Ilya Kovalchuk and Rick Nash.
- Michkov spent parts of four seasons in the Kontinental Hockey League (KHL), Russia's top professional league, and junior league, MHL, from 2020-24.

#44: Nicolas Deslauriers (L)

6' 1", 218 lbs. / Feb 22, 1991 (34 years and 326 days)

Drafted: 2009 LAK, 3rd round, 23rd pick (84th overall)
 Acquired: Signed as a free agent, July 13, 2022
 Last Goal: APR 13, 2025 @ OTTAWA (19)
 Last Assist: OCT 27, 2024 vs MONTREAL (44)
 Career Shootouts: 0/0 (0%), 0 GDG

| | GP | G | A | P | +/- | PIM |
|--------------------------------------|-----|----|----|-----|------|-----|
| Regular Season | 17 | 0 | 0 | 0 | -2 | 24 |
| Regular Season Career | 694 | 53 | 51 | 104 | -107 | 785 |
| Regular Season Career vs. Opp | 23 | 3 | 1 | 4 | 0 | 11 |

| 2025-26 Highs: | Goals | Assists | Points | +/- | PIM | Shots | TOI |
|----------------|-------|---------|--------|------------------------|-----------------------|-----------------------|------------------------|
| | - | - | - | +1 | 7 | 2 | 11:49 |
| | | | | Jan 10, 2026 vs TBL | Dec 20, 2025 @ NYR | Dec 3, 2025 vs BUF | Nov 22, 2025 vs NJD |

Goal Streak **Assist Streak** **Point Streak**

- - -

| Regular Season Career Highs: | Goals | Assists | Points | +/- | PIM | Shots | TOI |
|------------------------------|------------------------|---------|---------|-----------------------|-----------------------|---------|----------------------|
| | 3 | 2 | 3 | +4 | 20 | 5 | 17:57 |
| | Mar 10, 2020 vs OTT | 2 Times | 2 Times | Dec 2, 2017 vs DET | Mar 30, 2023 @ OTT | 5 Times | Mar 7, 2015 @ WSH |

Goal Streak **Assist Streak** **Point Streak**

2 Games 2 Games 3 Games
5 Times 5 Times 2 Times

2025-26 Highlights:

- Has 59 hits through 17 games.
- Made season debut and registered two hits at FLA (10/9).

Career Highlights Entering 2025-26:

- Has spent the past 12 seasons split between Philadelphia (2022-25), Minnesota (2022), Anaheim (2019-22), Montreal (2017-19), and Buffalo (2013-17).
- Has registered 104 points (53g-51a) in 677 career NHL games.
- Spent parts of four seasons in the American Hockey League (AHL) with the Laval Rocket (2018), Rochester Americans (2014) and the Manchester Monarchs (2011-14).
- Played four seasons in the Quebec Major Junior Hockey League (QMJHL) with the Gatineau Olympiques (2011) and Rouyn-Noranda Huskies (2007-10).

#46: Trevor Zegras (C)

6' 0", 185 lbs. / Mar 20, 2001 (24 years and 300 days)

Drafted: 2019 ANA, 1st round, 9th pick (9th overall)
 Last Goal: JAN 6, 2026 vs ANAHEIM (3)
 Last Assist: DEC 30, 2025 @ VANCOUVER (6)
 Career Shootouts: 17/28 (61%), 6 GDG

| | GP | G | A | P | +/- | PIM |
|--------------------------------------|-----|----|-----|-----|-----|-----|
| Regular Season | 44 | 17 | 24 | 41 | -1 | 32 |
| Regular Season Career | 312 | 84 | 143 | 227 | -49 | 235 |
| Regular Season Career vs. Opp | 10 | 2 | 5 | 7 | -6 | 12 |

| | | | | | | | |
|-------------------------------------|---|---|--|-----------------------------|--|--|---|
| 2025-26 Highs: | Goals 2 4 Times | Assists 2 2 Times | Points 3 3 Times | +/- +2 3 Times | PIM 12 Oct 28, 2025 vs PIT | Shots 7 Nov 14, 2025 @ STL | TOI 23:24 Nov 4, 2025 @ MTL |
| | Goal Streak 4 Games (4 Goals) Dec 11-16, 2025 | Assist Streak 5 Games (5 Assists) Oct 11-20, 2025 | Point Streak 9 Games (5-6-11) Dec 9-23, 2025 | | | | |
| Regular Season Career Highs: | Goals 2 11 Times | Assists 3 3 Times | Points 3 8 Times | +/- +3 3 Times | PIM 14 2 Times | Shots 9 Jan 2, 2023 vs PHI | TOI 24:23 Nov 15, 2022 vs DET |
| | Goal Streak 4 Games (4 Goals) Dec 11-16, 2025 | Assist Streak 5 Games 2 Times | Point Streak 9 Games (5-6-11) Dec 9-23, 2025 | | | | |

2025-26 Highlights:

- Leads PHI with 41 points (17g-24a).
- Had a career-long nine-game point streak from 12/9-12/23 (5g-6a).
- Had an eight-game home point streak (4g-8a) from 10/13 - 11/1.
- Had the most points (12) through their first 10 games with the Flyers since James van Riemsdyk (2009-10).
- Recorded first two goals as a Flyer and first three-point night (2g-1a) since Jan. 21, 2023.

Career Highlights Entering 2025-26:

- Acquired from Anaheim on June 23, 2025.
- Spent the last five seasons with the Ducks from 2020-25, totaling 186 points (67g-119a) in 268 career NHL games
- Earned a spot on the NHL All-Rookie Team in 2021-22.
- Established a career-high 65 points (23g-42a) in 2022-23.
- Has represented the United States on the world stage four times, including the 2024 IIHF World Championship as well as the IIHF World Junior Championship in 2021, 2020 and 2019.
- In the tournament in 2021, led all Americans with 18 points (7g-11a), guiding his team to the Gold Medal.

#47: Noah Juulsen (D)

6' 2", 201 lbs. / Apr 2, 1997 (28 years and 287 days)

Drafted: 2015 MTL, 1st round, 26th pick (26th overall)
 Acquired: Acquired from FLA alongside Juho Lammikko in exchange for Olli Juolevi on October 10, 2021.
 Last Goal: DEC 11, 2025 vs VEGAS (6)
 Last Assist: JAN 10, 2026 vs TAMPA BAY (1)
 Career Shootouts: 0/0 (0%), 0 GDG

| | GP | G | A | P | +/- | PIM |
|--------------------------------------|-----|---|----|----|-----|-----|
| Regular Season | 31 | 1 | 5 | 6 | 2 | 8 |
| Regular Season Career | 188 | 4 | 19 | 23 | -11 | 67 |
| Regular Season Career vs. Opp | 9 | 0 | 0 | 0 | -2 | 0 |

| 2025-26 Highs: | Goals | Assists | Points | +/- | PIM | Shots | TOI |
|----------------|---------------------|---------|---------|--------------------|---------|--------------------|--------------------|
| | 1 | 1 | 1 | +3 | 2 | 3 | 21:35 |
| | Dec 11, 2025 vs VGK | 5 Times | 6 Times | Nov 14, 2025 @ STL | 4 Times | Nov 8, 2025 vs OTT | Nov 15, 2025 @ DAL |

| Goal Streak | Assist Streak | Point Streak |
|-------------|---------------|------------------------------------|
| - | - | 2 Games (1-1-2) Dec 11-13, 2025 |

| Regular Season Career Highs: | Goals | Assists | Points | +/- | PIM | Shots | TOI |
|------------------------------|---------|--------------------|---------|---------|--------------------|---------|---------------------|
| | 1 | 2 | 2 | +3 | 5 | 4 | 22:42 |
| | 4 Times | Feb 8, 2022 vs ARI | 2 Times | 2 Times | Dec 6, 2024 vs CBJ | 2 Times | Mar 26, 2018 vs DET |

| Goal Streak | Assist Streak | Point Streak |
|-------------|--|--------------------|
| - | 2 Games (2 Assists) Nov 13-15, 2018 | 2 Games 3 Times |

2025-26 Highlights:

- Scored first goal as a Flyer vs VGK (12/11).
- Skated in a season-high 21:35 minutes at DAL (11/15).
- Ranks fourth on PHI in hits (65).
- Made PHI debut at FLA (10/9).

Career Highlights Entering 2025-26:

- Has spent parts of seven seasons with Vancouver (2021-25), Florida (2021) and Montreal (2017-19), collecting 17 points (3g-14a) in 157 NHL games.
- Appeared in two playoff games with Vancouver during the 2024 Stanley Cup Playoffs.
- Has played parts of six seasons in the American Hockey League (AHL) with the Abbotsford Canucks (2021-23), Syracuse Crunch (2021) and Laval Rocket (2017-20).
- Played four seasons with the Everett Silvertips of the Western Hockey League (WHL) from 2013-17, where he captained the team in his final season (2016-17).
- Represented Canada at the 2017 IIHF World Junior Championship, registering two assists in seven games.
- Played 99 games under Rick Tocchet, overlapping in Vancouver from 2023-25.

#52: Denver Barkey (C)

5' 9", 155 lbs. / Apr 27, 2005 (20 years and 262 days)

Drafted: 2023 PHI, 3rd round, 31st pick (95th overall)
 Last Goal: JAN 3, 2026 @ EDMONTON (4)
 Last Assist: DEC 20, 2025 @ NY RANGERS (10)
 Career Shootouts: 0/0 (0%), 0 GDG

| | GP | G | A | P | +/- | PIM |
|--------------------------------------|----|---|---|---|-----|-----|
| Regular Season | 11 | 1 | 2 | 3 | -3 | 4 |
| Regular Season Career | 11 | 1 | 2 | 3 | -3 | 4 |
| Regular Season Career vs. Opp | - | - | - | - | - | - |

| 2025-26 Highs: | Goals | Assists | Points | +/- | PIM | Shots | TOI |
|----------------|--------------------|----------------------|---------------------|-------------------|---------|---------|--------------------|
| | 1 | 2 | 2 | +2 | 2 | 2 | 15:18 |
| | Jan 3, 2026 @ EDM | Dec 20, 2025 @ NYR | Dec 20, 2025 @ NYR | Jan 3, 2026 @ EDM | 2 Times | 3 Times | Dec 20, 2025 @ NYR |
| | Goal Streak | Assist Streak | Point Streak | | | | |
| | - | - | - | | | | |

| Regular Season Career Highs: | Goals | Assists | Points | +/- | PIM | Shots | TOI |
|------------------------------|--------------------|----------------------|---------------------|-------------------|---------|---------|--------------------|
| | 1 | 2 | 2 | +2 | 2 | 2 | 15:18 |
| | Jan 3, 2026 @ EDM | Dec 20, 2025 @ NYR | Dec 20, 2025 @ NYR | Jan 3, 2026 @ EDM | 2 Times | 3 Times | Dec 20, 2025 @ NYR |
| | Goal Streak | Assist Streak | Point Streak | | | | |
| | - | - | - | | | | |

2025-26 Highlights:

- Scored first career goal at EDM (1/3).
- Made NHL debut at NYR (12/20) and recorded the first two assists of his career. First Flyer with multiple points in their NHL debut since Hayden Hodgson (3/24/22).
- Began his first professional season with the Lehigh Valley Phantoms of the American Hockey League (AHL).
- Recorded 16 points (7g-9a) through 26 AHL games.
- Ranked fourth on Lehigh Valley in points at the time of his call up.

Career Highlights Entering 2025-26:

- Played four seasons with the London Knights of the Ontario Hockey League (OHL) from 2021-25.
- Spent his final OHL season as captain of the team (2024-25).
- In 2023-24, he ranked fourth in the entire OHL with 102 points (35g-67a) in 64 games.
- Is a two-time OHL Champion (2024, 2025) and one-time CHL Memorial Cup Champion (2025).

#55: Rasmus Ristolainen (D)**6' 4", 208 lbs. / Oct 27, 1994 (31 years and 79 days)**

Drafted: 2013 BUF, 1st round, 8th pick (8th overall)
 Acquired: Trade with BUF, July 23, 2023
 Last Goal: FEB 25, 2025 vs PITTSBURGH (20)
 Last Assist: JAN 8, 2026 vs TORONTO (2)
 Career Shootouts: 1/1 (100%), 0 GDG

| | | | | | | |
|--------------------------------------|-----------|----------|----------|----------|------------|------------|
| | GP | G | A | P | +/- | PIM |
| Regular Season | 13 | 0 | 3 | 3 | -3 | 4 |
| Regular Season Career | 789 | 56 | 251 | 307 | -182 | 387 |
| Regular Season Career vs. Opp | 36 | 1 | 12 | 13 | -23 | 25 |

| | | | | | | | |
|-------------------------------------|---|---|---------------------------------------|---------------|---------------|-----------------------------|---------------------------------|
| 2025-26 Highs: | Goals | Assists | Points | +/- | PIM | Shots | TOI |
| | - | 1 3 Times | 1 3 Times | +2 2 Times | 2 2 Times | 4 2 Times | 24:05 Jan 6, 2026 vs ANA |
| | Goal Streak | Assist Streak | Point Streak | | | | |
| | - | - | - | | | | |
| Regular Season Career Highs: | Goals | Assists | Points | +/- | PIM | Shots | TOI |
| | 3 Dec 10, 2015 @ CGY | 3 4 Times | 3 6 Times | +4 3 Times | 15 2 Times | 8 Mar 15, 2018 vs TOR | 35:24 Jan 20, 2017 vs DET |
| | Goal Streak | Assist Streak | Point Streak | | | | |
| | 3 Games (3 Goals) Mar 26-30, 2015 | 6 Games (6 Assists) Feb 12-25, 2017 | 6 Games (0-6-6) Feb 12-25, 2017 | | | | |

2025-26 Highlights:

- Has three assists through 13 games.
- Returned from injury and made season debut at MTL (12/16). First NHL game since March 11, 2025.

Career Highlights Entering 2025-26:

- Has spent the past 12+ seasons with Philadelphia (2021-25) and Buffalo (2013-21), collecting 304 total points (56g-248a) in 776 career NHL games.
- Since first full season in 2013-14, his 304 points rank first among Finnish defensemen and 10th among all Finnish skaters.
- Recorded four-consecutive seasons of 40+ points from 2016-19, leading Sabres defensemen in points in three of those four seasons (2016, 2017, 2018).
- From 2016-18, his time-on-ice average of 26:29 ranked fourth in the NHL over those two seasons.

#71: Tyson Foerster (R) (*Injured)

6' 2", 215 lbs. / Jan 18, 2002 (23 years and 361 days)

Drafted: 2020 PHI, 1st round, 23rd pick (23rd overall)
 Last Goal: DEC 1, 2025 vs PITTSBURGH
 Last Assist: OCT 18, 2025 vs MINNESOTA (16)
 Career Shootouts: 1/8 (12%), 1 GDG

| | GP | G | A | P | +/- | PIM |
|--------------------------------------|-----|----|----|----|-----|-----|
| Regular Season | 21 | 10 | 3 | 13 | 7 | 18 |
| Regular Season Career | 187 | 58 | 38 | 96 | 0 | 107 |
| Regular Season Career vs. Opp | 11 | 6 | 4 | 10 | 2 | 14 |

| 2025-26 Highs: | Goals | Assists | Points | +/- | PIM | Shots | TOI |
|-------------------------------------|--|--|--|---------------|------------------------------|----------------------------|---------------------------------|
| | 2 Nov 22, 2025 vs NJD | 1 3 Times | 2 Nov 22, 2025 vs NJD | +2 2 Times | 10 Oct 28, 2025 vs PIT | 4 Nov 14, 2025 @ STL | 22:44 Oct 25, 2025 vs NYI |
| | Goal Streak 2 Games 3 Times | Assist Streak 2 Games (2 Assists) Oct 9-11, 2025 | Point Streak 3 Games 2 Times | | | | |
| Regular Season Career Highs: | Goals | Assists | Points | +/- | PIM | Shots | TOI |
| | 3 Apr 9, 2025 @ NYR | 2 3 Times | 3 4 Times | +4 2 Times | 17 Oct 12, 2024 @ CGY | 7 Mar 2, 2024 vs OTT | 23:37 Apr 1, 2024 vs NYI |
| | Goal Streak 3 Games 3 Times | Assist Streak 3 Games 2 Times | Point Streak 5 Games (3-4-7) Mar 17-25, 2023 | | | | |

2025-26 Highlights:

Will miss next five months from Dec. 17. Prior to injury...

- Led the team in goals (10) and game-winning goals (tied - 2).
- Scored two goals in 17 seconds vs NJD (11/22), the quickest two goals by a Flyers player since Jeff Carter in 2007-08 (13 seconds).
- Had 13 points (10g-3a) through 21 games.

Career Highlights Entering 2025-26:

- Set a career-high 25 goals and 43 points (25g-18a) in 2024-25, ranking fourth on the club in points.
- In parts of three previous seasons with the Flyers, accumulated 83 points (48g-35a) in 166 career NHL games.
- Has represented Canada at the 2025 IIHF World Championship and 2022 IIHF World Junior Championship, winning the Gold Medal in 2022.
- Spent parts of three seasons in the American Hockey League (AHL) with the Lehigh Valley Phantoms from 2020-23.
- Played parts of three seasons in the Ontario Hockey League (OHL) with the Barrie Colts (2018-2020, 2022).

#74: Owen Tippett (R)**6' 1", 210 lbs. / Feb 16, 1999 (26 years and 332 days)**

Drafted: 2017 FLA, 1st round, 10th pick (10th overall)
 Acquired: Trade with FLA, March 19, 2022
 Last Goal: JAN 10, 2026 vs TAMPA BAY (1)
 Last Assist: JAN 3, 2026 @ EDMONTON (4)
 Career Shootouts: 3/10 (30%), 1 GDG

| | GP | G | A | P | +/- | PIM |
|--------------------------------------|-----|-----|-----|-----|-----|-----|
| Regular Season | 44 | 14 | 12 | 26 | -4 | 20 |
| Regular Season Career | 391 | 107 | 104 | 211 | -51 | 82 |
| Regular Season Career vs. Opp | 16 | 4 | 4 | 8 | -6 | 12 |

| 2025-26 Highs: | Goals | Assists | Points | +/- | PIM | Shots | TOI |
|-------------------------------------|---|---|--|------------------------------|------------------------------|------------------------------|--------------------------------|
| | 2 2 Times | 3 Nov 14, 2025 @ STL | 4 Nov 14, 2025 @ STL | +4 Nov 14, 2025 @ STL | 10 Oct 28, 2025 vs PIT | 10 Dec 22, 2025 vs VAN | 21:24 Nov 4, 2025 @ MTL |
| | Goal Streak 3 Games (4 Goals) Oct 16-20, 2025 | Assist Streak 4 Games (6 Assists) Nov 14-22, 2025 | Point Streak 4 Games (1-6-7) Nov 14-22, 2025 | | | | |
| Regular Season Career Highs: | Goals | Assists | Points | +/- | PIM | Shots | TOI |
| | 3 Mar 17, 2023 vs BUF | 3 3 Times | 4 2 Times | +5 Feb 22, 2025 vs EDM | 10 Oct 28, 2025 vs PIT | 10 4 Times | 27:40 Mar 1, 2023 vs NYR |
| | Goal Streak 4 Games (5 Goals) Nov 10-18, 2023 | Assist Streak 4 Games 2 Times | Point Streak 6 Games (3-6-9) Mar 12-23, 2024 | | | | |

2025-26 Highlights:

- Recorded 100th NHL goal and 200th NHL point at NJD (11/29).
- Tied career high of four points (1g-3a) at STL (11/14).
- Had a three-game goal streak from 10/16-10/20 (4g), tying the second-longest streak of his career.
- Has 26 points (14g-12a) through 44 games.

Career Highlights Entering 2025-26:

- Has played parts of six NHL seasons with Philadelphia (2022-25) and Florida (2018, 2020-22).
- Established new career highs in games played (78), goals (28), assists (25) and points (53) during the 2023-24 season.
- Played parts of three seasons in the American Hockey League (AHL) with the Charlotte Checkers (2021-22) and Springfield Thunderbirds (2020, 2017-18).
- Played parts of four seasons in the Ontario Hockey League with the Saginaw Spirit (2019) and Mississauga Steelheads (2015-19), where his 75 points (36g-39a) in 2017-18 and 75 points (44g-31a) in 2016-17 ranked second and first on his team, respectively.
- Represented Canada at the 2019 and 2016 IIHF World Junior Championship.

#91: Carl Grundstrom (R)

6' 0", 200 lbs. / Dec 1, 1997 (28 years and 44 days)

Drafted: 2016 TOR, 2nd round, 27th pick (57th overall)
 Acquired: Acquired from Los Angeles in exchange for D Kyle Burroughs, June 27, 2024
 Last Goal: DEC 30, 2025 @ VANCOUVER (6)
 Last Assist: DEC 11, 2025 vs VEGAS (15)
 Career Shootouts: 1/4 (25%), 1 GDG

| | | | | | | |
|--------------------------------------|-----------|----------|----------|----------|------------|------------|
| | GP | G | A | P | +/- | PIM |
| Regular Season | 18 | 7 | 1 | 8 | 5 | 8 |
| Regular Season Career | 310 | 50 | 34 | 84 | -30 | 116 |
| Regular Season Career vs. Opp | 3 | 2 | 0 | 2 | -1 | 0 |

| | | | | | | | |
|-------------------------------------|---|---|--|--|----------------------------|---|--|
| 2025-26 Highs: | Goals 1 7 Times | Assists 1 Dec 11, 2025 vs VGK | Points 1 8 Times | +/- +2 Dec 22, 2025 vs VAN | PIM 2 4 Times | Shots 5 Dec 22, 2025 vs VAN | TOI 16:14 Jan 8, 2026 vs TOR |
| | Goal Streak 4 Games (4 Goals) Dec 22-30, 2025 | Assist Streak - | Point Streak 4 Games (4-0-4) Dec 22-30, 2025 | | | | |
| Regular Season Career Highs: | Goals 2 3 Times | Assists 1 34 Times | Points 2 7 Times | +/- +3 Mar 30, 2022 @ EDM | PIM 6 2 Times | Shots 6 Apr 5, 2019 @ ANA | TOI 18:52 Mar 26, 2019 @ EDM |
| | Goal Streak 4 Games (4 Goals) Dec 22-30, 2025 | Assist Streak 2 Games (2 Assists) Dec 27-28, 2023 | Point Streak 4 Games (4-0-4) Dec 22-30, 2025 | | | | |

2025-26 Highlights:

- Has eight points (7g-1a) in 18 games.
- Had a career-long four-game goal streak from Dec. 22-30 (4g).

Career Highlights Entering 2025-26:

- Tallied three goals and nine points in 56 games during the 2024-25 campaign for San Jose.
- Has played 292 career NHL games in parts of seven seasons and totaled 43 goals and 33 assists for 76 points.
- Has 36 goals and 87 points throughout 118 games in the American Hockey League.
- Played four seasons in the Swedish Hockey League (SHL) and won the league championship in 2016-17.



GAME NOTES

LAST 2 GAMES

Jan. 13: Tampa Bay 2, Pittsburgh 1 (OT) – PPG Paints Arena

PIT Goals: Malkin

Multiple Points: None

Goalie: Silovs (30 saves, 31 shots)

Key Stats: Evgeni Malkin scored his second goal in four games since coming back from injury.

PP: 0-3

PK: 3-3

Jan. 11: Boston 1, Pittsburgh 0 – TD Garden

PIT Goals: None

Multiple Points: None

Goalie: Skinner (17 saves, 18 shots)

Key Stats: Pittsburgh was shut out for the fourth time this season.

PP: 0-2

PK: 6-6

INJURIES

| Position | Player | Status | Consecutive Games Missed | Total Games Missed |
|----------|------------------|------------|--------------------------|--------------------|
| D | Caleb Jones | Lower-Body | 37 | 37 |
| F | Filip Hallander | Blood Clot | 31 | 31 |
| F | Rutger McGroarty | Concussion | 4 | 22 |
| D | Erik Karlsson | Lower-Body | 1 | 1 |

2025-26 Total Regular-Season Man-Games Lost: 173

RECENT TRANSACTIONS

| Date | Transaction |
|---------|---|
| Jan. 13 | F Tristan Broz and D Ryan Graves recalled from WBS [AHL]. |
| Jan. 13 | D Erik Karlsson placed on Injured Reserve. |
| Jan. 13 | F Rafael Harvey-Pinard re-assigned to WBS [AHL]. |
| Jan. 12 | F Blake Lizotte signed the three-year contract extension. |

FOLLOW US ON SOCIAL MEDIA

Twitter: @PenguinsPR

Instagram: @PensPR

DISTRIBUTION LISTS

Any media members that would like to be added to the Penguins' distribution lists to receive audio files, game notes and schedule changes, please email Evan Schall [eschall@pittsburghpenguins.com].

MEDIA GUIDE

The Pittsburgh Penguins 2025-26 media guide can be found at www.pens.pe/MediaGuide2526.



v



Pittsburgh's All-Time Record vs. Flyers: 119-155-43

In Pittsburgh: 76-57-26

In Philadelphia: 43-98-17

Shootout Record vs. Flyers: 5-3

2025-26 Results: Pittsburgh is 1-0-1.

Penguins All-Time Point Leaders vs. FLYERS:

Sidney Crosby: 92 GP, 137 PTS [59G-78A]

Mario Lemieux: 71 GP, 124 PTS [51G-73A]

Evgeni Malkin: 79 GP, 97 PTS [32G-65A]

TONIGHT'S GAME

- The Penguins continue along their three-game homestand as they take on the Philadelphia Flyers at PPG Paints Arena (TV: ESPN; Radio: 105.9 The X).
- Pittsburgh has points in 11 of their last 13 games against Philadelphia (8-2-3).
- The Penguins are 14-5-4 in their last 23 games played against the Flyers.
- Pittsburgh has points in 10-consecutive home games against Philadelphia (8-0-2) dating back to Mar. 6, 2021.
- The Penguins have points in five of their last six home games (4-1-1).

QUICK HITS

- 1) **Bryan Rust** has 29 points (12G-17A) in 36 career games against Philadelphia, which includes 14 points in his last 10 games (5G-9A).
- 2) The Penguins enter tonight's game ranked third in the NHL in power-play percentage (27.9%).
- 3) Since entering the league in 2006-07, no defenseman has more points against the Flyers than **Kris Letang** (55). He has points in 15 of his last 23 games (5G-14A) against Philadelphia. His plus-32 versus the Flyers is second in NHL history behind **Bobby Orr** (+37).
- 4) **Egor Chinakhov** has three points (2G-1A) in seven games with Pittsburgh after recording six points (3G-3A) in 29 games with Columbus this year.
- 5) **Evgeni Malkin** has picked up 97 points (32G-65A) in 79 career games against the Flyers. It is tied for his highest point total against any one opponent (New York Islanders - 97).

TEAM NOTES

STREAKIN' VS PHILLY

Pittsburgh enters tonight's game with points in 10-straight home games against Philadelphia (8-0-2) dating back to Mar. 6, 2021. It is the team's third-longest active home point streak versus one opponent:

PIT's Longest Active Home Point Streaks vs. One Opponent

| Opponent | Streak | W | L | OTL | Start Date |
|--------------|--------|----|---|-----|---------------|
| Columbus | 18 | 16 | 0 | 2 | Dec. 21, 2015 |
| Detroit | 11 | 8 | 0 | 3 | Jan. 13, 2018 |
| Philadelphia | 10 | 8 | 0 | 2 | Mar. 6, 2021 |
| Vancouver | 7 | 5 | 0 | 2 | Oct. 16, 2018 |
| Nashville | 6 | 6 | 0 | 0 | Dec. 28, 2019 |

There are only 14 longer such active streaks among all teams in the NHL versus a single opponent.

ALL-TIME LEADERS (AMONG ACTIVE PLAYERS)

GOALS

1. Alex Ovechkin.....917*
2. Sidney Crosby.....649
3. Steven Stamkos.....602
4. Evgeni Malkin.....524
5. John Tavares.....510

ASSISTS

1. Sidney Crosby.....1,087
2. Patrick Kane.....871
3. Evgeni Malkin.....854
3. Anze Kopitar.....853
5. Claude Giroux.....774

POINTS

1. Sidney Crosby.....1,736
2. Alex Ovechkin.....1,663
3. Evgeni Malkin.....1,378
4. Patrick Kane.....1,371
5. Anze Kopitar.....1,299

POINTS PER GAME

1. Connor McDavid.....1.53
2. Nikita Kucherov.....1.25
3. Sidney Crosby.....1.25
4. Leon Draisaitl.....1.22
5. Kirill Kaprizov.....1.20

OVERTIME GOALS


1. Alex Ovechkin.....27*
2. Sidney Crosby.....25
3. Brad Marchand.....21
4. Leon Draisaitl.....20
5. John Tavares.....19

OVERTIME POINTS


1. Sidney Crosby.....50*
2. Connor McDavid.....46
3. Evgeni Malkin.....45
3. Leon Draisaitl.....45
5. Patrick Kane.....43

*1st in NHL History


PENGUINS' ALL-TIME GAME-WINNING GOAL LEADERS




Sidney Crosby
103 GWG




Evgeni Malkin
87 GWG



Jaromir Jagr
78 GWG



Mario Lemieux
74 GWG



Jean Pronovost
42 GWG

NIFTY FIFTY

Sidney Crosby is now one point shy of reaching the 50-point mark this season. It would be the sixth consecutive season he's reached that plateau and the 19th time in his career. It would tie **Alex Ovechkin** [19] for the most by an active player and would be tied for sixth all-time.

Most 50-Point Seasons, NHL History

| Player | Times |
|---------------|-------|
| Ron Francis | 22 |
| Gordie Howe | 22 |
| Jaromir Jagr | 20 |
| Mark Messier | 20 |
| Ray Bourque | 20 |
| Alex Ovechkin | 19 |
| Wayne Gretzky | 19 |
| Sidney Crosby | 18* |
| Anze Kopitar | 18 |
| Joe Sakic | 18 |
| Stan Mikita | 18 |
| Norm Ullman | 18 |

**At 49 Points Entering Tonight*

SHUTDOWN DEFENSE

The Penguins have had some stellar defensive performances since December 27. They lead the NHL in goals against and goals against per game in that span.

Fewest Goals Against Since Dec. 27

| Name | GA |
|------------|----|
| Pittsburgh | 17 |
| Utah | 19 |
| Boston | 20 |
| Seattle | 20 |
| Buffalo | 21 |
| Tampa Bay | 21 |

PENGUINS COACH'S CHALLENGES

| | | | |
|---------------------------|---|--------------------------------|----------------------------|
| 2025-26 Record: | 3-for-7, 42.9% | | |
| All-Time [Since 2015-16]: | 46-for-80, 57.5% | | |
| Last Challenge: | [W] Jan. 1 – Call overturned; Video review determined that Detroit's Emmitt Finnie preceded the puck into the offensive zone and was in an off-side position prior to Lucas Raymond's goal. | | |
| Type of Challenge: | Play Stoppage: 1-for-3, 33.3% | Interference: 16-for-38, 42.1% | Offsides: 29-for-39, 74.4% |

BEAST OF THE EAST

Sidney Crosby leads the Penguins in goals [24] and points [49] through 45 games this season. Among all skaters in the Eastern Conference, only Boston's **Morgan Geekie** has more goals than Crosby:

Most Goals, Eastern Conference Skaters

| <u>Player</u> | <u>G</u> |
|----------------|----------|
| Morgan Geekie | 25 |
| Sidney Crosby | 24 |
| Alex DeBrincat | 24 |
| Sam Reinhart | 24 |
| Brad Marchand | 23 |

Among all skaters in the Metropolitan Division, only two players have more points than Crosby's 49:

Most Points, Metropolitan Division Skaters

| <u>Player</u> | <u>PTS</u> |
|----------------|------------|
| Zach Werenski | 50 |
| Artemi Panarin | 50 |
| Sidney Crosby | 49 |
| Sebastian Aho | 45 |
| Tom Wilson | 42 |

SHUTDOWN PAIR

The defensive tandem of **Brett Kulak** and **Kris Letang** have been solid since being united as a defensive pairing after Kulak's acquisition. Since they were paired together, the Penguins have gone 7-4-1:

Kulak-Letang Stats Since Being Paired

| <u>Defenseman</u> | <u>G</u> | <u>A</u> | <u>PTS</u> | <u>+/-</u> | <u>TOI/GM</u> |
|-------------------|----------|----------|------------|------------|---------------|
| Kris Letang | 1 | 6 | 7 | +1 | 22:50 |
| Brett Kulak | 0 | 2 | 2 | +1 | 20:28 |

Per moneypuck.com, Letang and Kulak have allowed the third-fewest goals against at 5-on-5 among all defensive pairs in the league (min. 200 minutes played together):

Fewest GA at 5-on-5, Defense Pairings

| <u>Team</u> | <u>Pair</u> | <u>MIN</u> | <u>GA</u> |
|-------------|--------------------------------|------------|-----------|
| VAN | Marcus Pettersson-Filip Hronek | 267 | 3 |
| WPG | Logan Stanley-Neil Pionk | 214 | 4 |
| TBL | J.J. Moser-Darren Raddysh | 422 | 4 |
| VGK | Ben Hutton-Kaedan Korczak | 214 | 4 |
| PIT | Brett Kulak-Kris Letang | 200 | 5 |

2025-26 REGULAR-SEASON SPECIAL TEAMS BREAKDOWN

| Power Play | | Penalty Kill | | |
|-------------------|------------|---------------------|------------------------|------------|
| PPG/PPO | PP% | Situation | Killed/Times SH | PK% |
| 34-122 | 27.9% | Overall | 110-133 | 82.7% |

STUUU-PENDOUS GOALIE

Stuart Skinner has been red hot since the Christmas Break, winning three of his four starts (3-1-0). During this stretch, he has only allowed one goal in each of the four games, and ranks near the top of the league in multiple statistical categories among goaltenders:

Goaltender Leaders Since Dec. 25 (Min. 2 Games Played)

| Category | Rank |
|------------------------|------|
| Save Percentage [.955] | T1st |
| Goals Against (1.01) | 1st |
| Goals Allowed (4) | T2nd |

RAK-ING UP POINTS

Rickard Rakell comes into tonight's game three points shy of 200 career points with the Penguins. He is set to become the second Swedish-born player in Pittsburgh history to reach the mark and 44th overall in Penguins history.

Most Points with PIT, Swedish-Born Players

| Name | PTS |
|-------------------|------|
| Patric Hornqvist | 264 |
| Rickard Rakell | 197* |
| Tomas Sandstrom | 155 |
| Erik Karlsson | 142 |
| Marcus Pettersson | 141 |

Entering Tonight's Game

THE WIZARD OF CROS

Penguins Captain **Sidney Crosby** has done some of his best work against the Philadelphia Flyers throughout his career. In 92 career games, Crosby has 59 goals, 78 assists and 137 points. His 59 goals and his 137 points are the most in NHL history versus Philadelphia:

Career Points vs. Philadelphia, NHL History

| Player | GP | G | A | PTS |
|----------------|-----|----|----|-----|
| Sidney Crosby | 92 | 59 | 78 | 137 |
| Mario Lemieux | 71 | 51 | 73 | 124 |
| Jaromir Jagr | 101 | 47 | 73 | 120 |
| Bryan Trottier | 110 | 44 | 73 | 117 |
| Wayne Gretzky | 58 | 34 | 66 | 100 |

Crosby enters tonight's game with points in 20 of his last 23 games versus Philadelphia (17G-18A). Going back further, Crosby has 53 points (23G-30A) in his last 33 games against them, which includes points in 28 of those 33 games.

CAREER OVERTIME POINT LEADERS

| Player | G | A | PTS |
|-----------------|----|----|-----|
| Sidney Crosby | 25 | 25 | 50 |
| Evgeni Malkin | 14 | 31 | 45 |
| Erik Karlsson | 12 | 30 | 42 |
| Kris Letang | 13 | 25 | 38 |
| Rickard Rakell | 8 | 13 | 21 |
| Bryan Rust | 7 | 5 | 12 |
| Kevin Hayes | 4 | 2 | 6 |
| Anthony Mantha | 3 | 2 | 5 |
| Tommy Novak | 1 | 4 | 5 |
| Caleb Jones | 2 | 0 | 2 |
| Yegor Chinakhov | 0 | 2 | 2 |
| Blake Lizotte | 0 | 1 | 1 |
| Brett Kulak | 0 | 1 | 1 |

'25-26 OVERTIME POINT LEADERS

| Player | G | A | PTS |
|----------------|---|---|-----|
| Kris Letang | 2 | 0 | 2 |
| Sidney Crosby | 1 | 1 | 2 |
| Egor Chinakhov | 0 | 1 | 1 |
| Erik Karlsson | 0 | 1 | 1 |
| Tommy Novak | 0 | 1 | 1 |
| Bryan Rust | 0 | 1 | 1 |

'25-26 MULTIPLE-GOAL GAME LEADERS

| Player | Total | 2G | 3G | 4G |
|----------------|-------|----|----|----|
| Sidney Crosby | 5 | 5 | 0 | 0 |
| Justin Brazeau | 3 | 2 | 1 | 0 |
| Bryan Rust | 2 | 2 | 0 | 0 |
| Ben Kindel | 1 | 1 | 0 | 0 |
| Evgeni Malkin | 1 | 1 | 0 | 0 |
| Anthony Mantha | 1 | 1 | 0 | 0 |

| PLAYER | MILESTONE | NEEDS |
|-----------------|--------------------|----------|
| D Erik Karlsson | 700 Assists | 1 Assist |
| F Sidney Crosby | 1,400 Games Played | 3 Games |

HOW THE PENGUINS WERE BUILT**HOW ACQUIRED**

| POS | # | NAME | NHL DRAFT | DOB |
|-----|----|-----------------|---|---------|
| C | 87 | Sidney Crosby | Drafted by PIT in the 1st Round (1st overall) in the 2005 NHL Draft. | 8/7/87 |
| F | 11 | Filip Hallander | Drafted by PIT in the 2nd Round (58th overall) in the 2018 NHL Draft. | 6/29/00 |
| F | 81 | Ben Kindel | Drafted by PIT in the 1st Round (11th overall) in the 2025 NHL Draft. | 4/19/07 |
| D | 58 | Kris Letang | Drafted by PIT in the 3rd Round (62nd overall) in the 2005 NHL Draft. | 4/24/87 |
| C | 71 | Evgeni Malkin | Drafted by PIT in the 1st Round (2nd overall) in the 2004 NHL Draft. | 7/31/86 |
| RW | 17 | Bryan Rust | Drafted by PIT in the 3rd Round (80th overall) in the 2010 NHL Draft. | 5/11/92 |

FREE AGENTS

| | | | | |
|---|----|--------------------|--|----------|
| C | 55 | Noel Acciari | Signed by PIT as an unrestricted free agent on July 1, 2023. | 12/1/91 |
| F | 16 | Justin Brazeau | Signed by PIT as an unrestricted free agent on July 1, 2025. | 2/2/98 |
| D | 27 | Ryan Graves | Signed by PIT as an unrestricted free agent on July 1, 2023. | 5/21/95 |
| D | 78 | Caleb Jones | Signed by PIT as an unrestricted free agent on July 1, 2025. | 6/6/97 |
| C | 46 | Blake Lizotte | Signed by PIT as an unrestricted free agent on July 1, 2024. | 12/13/97 |
| F | 39 | Anthony Mantha | Signed by PIT as an unrestricted free agent on July 2, 2025. | 9/16/94 |
| D | 5 | Ryan Shea | Signed by PIT as an unrestricted free agent on July 1, 2023. | 2/11/97 |
| D | 28 | Parker Wotherspoon | Signed by PIT as an unrestricted free agent on July 1, 2025. | 8/24/97 |

ACQUIRED VIA TRADE

| | | | | |
|----|----|------------------|---|---------|
| F | 59 | Egor Chinakhov | Acquired from Columbus on December 29, 2025 for Danton Heinen, a 2026 2nd-Round Round Draft Pick and 2027 3rd-Round Draft Pick. | 2/1/01 |
| D | 75 | Connor Clifton | Acquired from Buffalo on June 28, 2025 with a 2025 2nd Round Draft Pick in exchange for Conor Timmins and Isaac Belliveau. | 4/28/95 |
| F | 19 | Connor Dewar | Acquired from Toronto on March 8, 2025 with Conor Timmins in exchange for at 2025 fifth-round draft pick. | 6/26/99 |
| F | 13 | Kevin Hayes | Acquired from St. Louis on June 29th, 2024 with a 2025 2nd Round Draft Pick in exchange for Future Considerations | 5/8/92 |
| D | 65 | Erik Karlsson | Acquired from San Jose in a three team trade on August 6, 2023 in exchange for a 2024 First Round draft pick, forward Mikael Granlund, defenseman Jan Rutta, defenseman Jeff Petry, goaltender Casey DeSmith, forward Nathan Legare and 2025 second round draft pick. | 5/31/90 |
| D | 77 | Brett Kulak | Acquired by Pittsburgh on December 12, 2025 with Stuart Skinner and a 2029 2nd Round Pick from Edmonton in exchange for Tristan Jarry and Sam Poulin. | 1/6/94 |
| RW | 2 | Rutger McGroarty | Acquired from Winnipeg on August 22, 2024 in Exchange for Brayden Yager. | 3/30/04 |
| F | 18 | Tommy Novak | Acquired from Nashville on March 5, 2025 with Luke Schenn for Michael Bunting and a 2026 4rd Round Draft Pick | 4/28/97 |
| RW | 67 | Rickard Rakell | Acquired by Pittsburgh on March 22, 2022 from Anaheim in exchange for Zach Aston-Reese, Dominik Simon and a 2022 2nd Round pick. | 5/3/93 |
| G | 37 | Arturs Silovs | Acquired by Pittsburgh on July 13, 2025 from Vancouver in exchange for Chase Stillman and a 2027 4th Round Draft Picks | 3/22/01 |
| G | 74 | Stuart Skinner | Acquired by Pittsburgh on December 12, 2025 with Brett Kulak and a 2029 2nd Round Draft Pick from Edmonton in exchange for Tristan Jarry and Sam Poulin. | 11/1/98 |