

GENESEE
BEER & ALE

**The great outdoors
in a glass!**



GBCO ROCH. NY

Parsons Print, Inc. - 14 Algot & Smith Printing

1985-86

BUFFALO SABRES

Fact Book
and
Media
Guide





BUFFALO SABRES 1985-86 MEDIA GUIDE

TABLE OF CONTENTS

Directory	2	Sabres Regular Season Records	104-107
Seymour/Northrup Knox	3	Sabres Firsts	108
David Forman/Robert Rich/Robert Swados/ Mitchell Owen/Robert Pickel	4	Leaders by Year	108
William Scott Bowman	5	Season Openers	109
Gerry Meehan	6	Penalty Shots	109
Jim Schoenfeld	7	Sabres All-Time Regular Season Scoring List	110, 111
Craig Ramsay	8	Sabres Playoff Records	112-114
Hockey Dept.	9	Playoff History/1985 Playoff Scoring	115
Sabres Staff	10, 11	Sabres All-Time Playoff Scoring List	116, 117
The Year Past	12, 13	Hat Tricks/For and Against	118, 119
Sabres Final Scoring Statistics	14	Shutouts/For and Against	120
Buffalo vs. NHL Clubs	15-34	Rochester Directory/ Final AHL Standings	121
1984-85 Final NHL Standings, Leaders	35	John Van Boxmeer/Rochester Americans 1984-85 Regular Season and Playoff Scoring	122, 123
Awards and Trophies	36, 37	Rochester Records	124, 125
Sabres Hall of Fame	37	1985-86 Rochester Schedule	126
League Awards	38	NHL Public Relations Directory	127
What Did They Wear	39	1985-86 Buffalo Sabres Schedule	128
Sabres Draft Picks	40, 41		
Sabres Roster	42, 43		
The Players	44-103		

MEDIA INFORMATION

Please direct all requests for information, photos and interviews to the Sabres' Public Relations Department, c/o Buffalo Sabres, Memorial Auditorium, Buffalo, NY 14202, (716) 856-7300, Gerry Helper, Director; Jeanne Golanka, Assistant.

Applications for single game press credentials must be made by 12 noon game days to the Sabres' public relations office. They will be filled on a space available basis. All working news media must enter Memorial Auditorium through the press entrance to pick up press credentials. The press entrance is located on the Pearl St. (West) side of the building. Press credentials must be displayed at all times for admission to press lounge, press box and dressing rooms.

The Press Lounge opens two hours before each home game. It is located on the west side of Memorial Auditorium between Level Two and Three. Press Lounge hosts are Rich and Debbie Abrahamson.

Two Credit Card/Collect phones are provided for the media in the press box and there is one pay telephone. Electrical outlets are provided between seats 21-27, 37-44 and 68-80. Telecopier service can be arranged through Randy Schultz (716) 751-6524. Arrangements for Telecopier service must be made in advance.

Sabres' hotline is available to media and public 24 hours a day. Daily updates are available by calling (716) 856-5522.

Photos by Robert Shaver and Bill Wippert

Guide Printed by: Partners' Press, Inc.

Cover Design by: Susan Reilly

On the Cover: Craig Ramsay (top) with Selke Trophy; Jim Schoenfeld (middle), new Sabres coach; Bob Sauve and Tom Barrasso (bottom) with Jennings Trophy.

r H. Knox III*
 rup R. Knox*
 d G. Forman*
 t E. Rich, Jr.*
 rt O. Swados*
 t. J. Stewart*
 n C. Andrews
 er C. Andrews
 lins, Jr., M.D.*
 ohn B. Fisher
 E. Houghton
 Saperston, Jr.
 Schoellkopf*
 awbridge, Jr.*
 nur Victor, Jr.
 Mitchell Owen
 bert W. Pickel
 James E. Rolls
 cott Bowman
 Jerry Meehan
 n Schoenfeld
 Craig Ramsay
 Rudy Migay
 . . . Don Luce
 Joe Crozier
 Frank Christie
 lim Pizzutelli
 Rip Simonick
 rk Makowski
 n, Andy Fila,
 Frank Zywiec
 John Mickler
 Steve Donner
 Paul Wieland
 POKERWINSKI
 Gerry Helper
 Jeffrey Pickel
 . . . Scott Ross
 . . . Anne Golanika
 . . . Newhouse
 . . . Ted Darling
 . . . Buran, M.D.,
 . . . Smith, M.D.
 . . . Rose, D.D.S.
 . . . obbie Bonner,
 . . . Pat Kocsis,
 . . . rol McHugh,
 . . . ana B. Wojcik
 . . . Auditorium
 . . . 16/856-7300
 . . . 00-281-2830
 . . . Auditorium
 . . . 196' x 85'
 16,433
 . . . West Side
 . . . White, Gold
 . . . e and gold
 . . . te and gold
 . . . Dale Guynn,
 . . . n Murdoch,
 . . . Bill Truman
 . . . Mankowski
 . . . ohn Putnam
 . . . de Amorosi



Seymour H. Knox III

Chairman of the Board
and Chief Executive Officer

Although he shuns the limelight, it was the quiet drive and determined effort by Seymour H. Knox III and his brother Norty that brought a National Hockey League franchise to Buffalo 15 years ago.

For the hockey fans of Western New York and Southern Ontario, it was a blessing that the Knox brothers did not give up their fight for an NHL franchise after being rejected in

1966. Their efforts were rewarded in December, 1969 when the NHL announced expansion teams would be placed in Vancouver and Buffalo.

Seymour served as the Sabres' Chairman and President during the organization's first 12 years of operation. He still remains extremely active as Chairman and as the Sabres' Governor on the NHL Board of Governors and as a member of its Advisory Committee.

Formerly a nationally-ranked squash racquets player and ex-president of the United States Squash Racquets Association, Seymour had his hockey career ended as a schoolboy with a football injury. He is currently a vice president of Kidder, Peabody and Co., members of the New York Stock Exchange, a director of F.W. Woolworth Co. and Pratt & Lambert, Inc., and is a leader in a variety of community organizations.

He is Chairman of the Board of Trustees of the YMCA of Buffalo and Erie County; President of the Board of Directors of the Albright-Knox Art Gallery; Chairman of the National Board of Smithsonian Associates and he is on the Board of Directors of the Buffalo General Hospital.

Seymour and his wife, Jean, reside in Buffalo. Jean is actively involved in the Sabres' community relations, which included the first three Sabres Super Carnivals.



Northrup R. Knox


President

Like his brother Seymour, Northrup R. Knox prefers to work behind the scenes and away from the public attention in an effort to bring a Stanley Cup winner to Buffalo.

On May 23, 1982, the Sabres' Board of Directors elected Norty as president of the club. During the club's first 12 NHL seasons, he served as the organization's vice chairman of the board as well as the Sabres' Alternate Governor on the NHL Board of Governors.

Norty was an undefeated world champion in court tennis for ten years, and captain of the U.S. Polo teams that played Argentina in 1966 and 1969. At one time, he was chairman of the U.S. Polo Association.

Currently, he is Chairman of the Board of Marine Midland Bank — Western Region, and a director of Marine Midland Banks, Inc. He is vice president of the Albright-Knox Art Gallery and he is also a member of the Board of Directors of the University of Buffalo Foundation, the Niagara Share Corporation and Midland Capital Corporation.



William Scott Bowman

Director of Hockey Operations and General Manager

Much like Lou Gehrig's 2,130 consecutive games played streak in baseball has stood the test of time, so, too, could Scott Bowman's career coaching record of 718 regular season wins.

On December 19, 1984 in Chicago, the Buffalo Sabres outscored the Black Hawks, 6-3, giving Scott his 691st coaching win, one more than Hall of Famer Dick Irvn and it made him the winningest coach in NHL history. The Sabres went on to win 27 more games last season, bringing Scott's total to 718 as he steps away from the coaching chores to concentrate on his other duties.

Since joining the Sabres in 1979 as the club's director of hockey operations and general manager, Scott has worn many hats, including that of head coach. This season will be different, though, as he has handed the coaching chores to a pair of former Sabres, Jim Schoenfeld and Craig Ramsay.

Following the 1983-84 season, when the Sabres showed a 14-point improvement, both of Scott's jobs were rewarded. He finished second in NHL Coach of the Year balloting and he was named The Hockey News Executive of the Year.

During his tenure with the Sabres, Scott has been a tireless worker. If he's not found on the phone discussing ideas or trades with fellow general managers, he might be on the ice working with the players. If not there, he could be in Rochester evaluating younger players in the Sabres' system or he could be scouting potential draftees anywhere from Buffalo to Sweden. You might also find him checking out an upcoming opponent or he could be working towards improving the game of hockey for spectators and players, as he has been one of the leaders among NHL General Managers in the move to add speed and even more excitement to the game.

But it is his coaching record that is truly remarkable. He served as coach and general manager of the St. Louis Blues from 1967 to 1971 and guided the Blues to three consecutive Stanley Cup appearances. He moved on to Montreal, where he worked from 1971 to 1979 and led the Canadiens to five Stanley Cup titles, including four straight (1976-79). Scott then took over the Sabres' hockey department operations in 1979. His career coaching record is 718-302-207.

In all, Bowman-coached teams have won 10 division titles, 40 or more games on ten occasions, 50 or more games five times and earned 100 or more points eight times. During a 12-season period (1967-68 to 1978-79), Bowman-coached teams appeared in eight Stanley Cup Finals. And, in a nine-year span (1971-72 to 1979-80), Bowman-led teams earned 108 or more points eight times.

Bowman has also served as head coach of Team Canada in the 1981 Canada Cup tournament; he was chief coach of Team Canada, winner of the 1976 Canada Cup tournament and coach of the 1979 NHL All-Stars in the three-game series against the Soviet Union. In 1977, he was named NHL Coach of the Year.

Scott and his wife, Suella, and children Alicia, 15, David, 13, Stanley, 12, Bobby, 9, and Nancy, 9, reside in Williamsville.

in
anager

NHL game in
franchise's se-
4, became the
Sabres front

under Sabres
and General
ndles many of
strative duties.
to the Sabres,
n. In 670 NHL
ed 423 points.
il he was trad-
evremont and

that capacity
career games
atic goal with
Philadelphia


duate degree
Buffalo. Upon
anifan Brad-
k.

atie, 5 — live

CORDS

Cost	Tied	Pctg.
.65	.25	.378
.80	.35	.492
.62	.36	.668
.29	.23	.611
.18	.10	.589
.20	.21	.618
.16	.8	.555
.109	.57	.613

on	Lost
2	4
16	16
3	5
1	2
4	4
18	18



Jim Schoenfeld

Coach

In 1972, Jim Schoenfeld was the first defenseman drafted by the Buffalo Sabres in the first round. At 20 years of age, he became a fan favorite during his rookie campaign as he helped the club to its first-ever Stanley Cup playoff birth. Two years later, at the start of the 1974-75 season, he was named team captain (youngest in the NHL at that time) and led the Sabres to the Stanley Cup Finals that season.

On June 11, 1985, Jim was named the team's head coach. He is the youngest coach in Sabres history and the youngest active head coach in the National Hockey League. His goal is to lead the club to its first-ever Stanley Cup championship.

Schoenfeld's coaching experience is not lengthy. He began the 1984-85 season coaching the Sabres' American Hockey League affiliate, the Rochester Americans. He guided the Amerks to an AHL record 11 consecutive wins at the start of the season. The Amerks were 17-6-2 in the 25 games Schoenfeld coached. However, on December 19, 1984, he returned to the playing ranks with the Sabres and appeared in 34 of the team's final 50 regular season games (no goals, three assists) and all five playoff games.

One of the most popular players in Sabres history, Jim was originally chosen fifth overall in 1972 following a sparkling junior career in nearby Niagara Falls, Ontario.

Schoenfeld spent nine full seasons and part of a tenth with the Sabres organization before being traded to Detroit in a blockbuster deal along with Danny Gare and Derek Smith in exchange for Mike Foligno, Brent Peterson and Dale McCourt.

Despite many injuries, Schoenfeld was a force whenever on the ice, often hurling himself in front of opponents' shots. He was named to the NHL's Second All-Star Team in 1979-80 and finished third in the Norris Trophy voting that season. He appeared in the 1977 and 1980 NHL All-Star Games and he was selected to play in the 1979 Challenge Cup.


Schoenfeld was also the recipient of the first Buffalo News Seventh Player Award (most inspirational player) in 1979-80 and he received the Charlie Barton Memorial Silver Stick Award (love of the game) in 1976-77.

Following the trade to Detroit, Schoenfeld played the remainder of the 1981-82 season and all of the 1982-83 season with the Red Wings. In August, 1983, Schoenfeld signed as a free agent with Boston and helped the Bruins win the 1983-84 Adams Division regular season crown.

He then rejoined the Sabres organization in September, 1984. Schoenfeld finished his NHL career with 51 goals, 204 assists, 255 points and 1132 penalty minutes in 719 regular season games (45-183 = 228, 1025 PIMs in 584 games with Buffalo). He appeared in 75 NHL playoff games, all with Buffalo, and had three goals, 13 assists and 16 points.

The Schoenfeld family resides in Lockport. Jim and his wife Theresa have four children — Justin, 10, Katie, 8, Adam, 3, and Nathan, 1.


HOCKEY DEPARTMENT



Rudy Milgay
Director of Scouting



Don Luce
Director of U.S. Scouting



Joe Crozier
Major Junior Liaison



Don Barrie
Scout



Jack Bowman
Scout



Frank Deegan
Scout



Paul Goulet
Head Scout, Ontario



Dennis McIvor
Scout



Mike Racicot
Head Scout, Quebec



Frank Zywiec
Scout



Frank Christie
*Executive Trainer and
Coordinator of Team Travel*



Jim Pizzutelli
Head Athletic Trainer



Rip Simonick
Athletic Trainer

defensive for-
playing career,
following his
ve forward in
ampaign.
ayer/assistant
his retirement
entrate on his
the club.

be one of the
missed just 23
1983, Ramsay
ngular season
same club. It
Doug Jarvis.
ressive offen-
sive 20-goal
career goal in
ly the second
n the Sabres'

mbres to have
as named the
ed the team's
e. He scored
nesota when

amsay was a
mid-70's. In
on a penalty
club's career

orial Trophy
the qualities

been active
ndation while

ndon, 2.

THE STAFF




Kathie Bock
Accounting



Mary Ann Martinic
Secretary—Hockey Dept.



Gerry Magill
Staff Assistant



Mark Makowski
Computer Director



Nancy Matuszak
Secretary—V.P./Finance



Paul D'Alato
Representative



Carol McHugh
Executive Secretary



Doug McKay
Sales Representative



John Mickler
Coordinator of Amateur Hockey



Barb Nachreiner
*Secretary—Communications/
Public Relations*



Wild Haensel
Accounting



John Newhouse
Sales Representative



Kim Palaszewski
Ticket Office



Jeffrey Pickel
Director of Ticket Operations



Jeffrey Pakerwinski
*Director of Promotions
and Merchandise*



Kocsis
et Office



Scott Ross
Merchandise Manager



Cheryl Smith
Accounting



Paul Wieland
Director of Communications



Verna B. Wojcik
Executive Secretary

S

GF GA PTS

4	3	2
7	7	2
13	11	4
14	15	4
19	19	6
27	25	8
29	28	8
32	35	8
38	37	10
41	40	11
49	41	13
53	45	14
62	51	16
64	54	16
66	57	16
70	59	18
73	61	20
75	64	20
77	67	20
79	71	20
82	77	20
84	79	21
86	81	22
88	84	22
91	87	23
94	88	25
98	92	26
10	94	27
104	98	28
106	100	29
112	103	31
113	106	31
116	108	33
122	108	35
126	108	37
128	109	39
134	113	41
141	115	43
148	118	45
152	122	46
155	122	48
156	123	49
160	128	49
162	130	50
166	133	52
168	133	54
170	138	54
172	142	54
175	144	56
18	146	58
187	149	60
193	150	62

53	Feb. 6	BUFFALO	3	1	Minnesota	26	15	12	196	151	64
54	Feb. 9	BUFFALO	6	1	Calgary	27	15	12	202	152	66
55	Feb. 15	Montreal	4	3	BUFFALO	27	16	12	205	156	66
56	Feb. 16	BUFFALO	4	3	Montreal	28	16	12	209	159	68
57	Feb. 18	Edmonton	6	4	BUFFALO	28	17	12	213	165	68
58	Feb. 22	St. Louis	4	1	BUFFALO	28	18	12	214	169	68
59	Feb. 24	Los Angeles	4	2	BUFFALO	28	19	12	216	173	68
60	Feb. 26	BUFFALO	4	3	New Jersey	29	19	12	220	176	70
61	Feb. 27	BUFFALO	1	3	St. Louis	29	20	12	221	179	70
62	Mar. 2	BUFFALO	4	0	Washington	30	20	12	225	179	72
63	Mar. 3	NY Islanders	3	2	BUFFALO	30	21	12	227	182	72
64	Mar. 5	Hartford	3	6	BUFFALO	31	21	12	233	185	74
65	Mar. 8	Chicago	2	7	BUFFALO	32	21	12	240	187	76
66	Mar. 10	BUFFALO	4	4	Los Angeles	32	21	13	244	191	77
67	Mar. 13	BUFFALO	4	6	Vancouver	32	22	13	248	197	77
68	Mar. 15	BUFFALO	4	4	Edmonton	32	22	14	252	201	78
69	Mar. 17	BUFFALO	3	5	Winnipeg	32	23	14	255	206	78
70	Mar. 20	Vancouver	5	4	BUFFALO	32	24	14	259	211	78
71	Mar. 22	Pittsburgh	1	3	BUFFALO	33	24	14	262	212	80
72	Mar. 24	Boston	4	3	BUFFALO	33	25	14	265	216	80
73	Mar. 26	BUFFALO	3	4	Quebec	33	26	14	268	220	80
74	Mar. 27	NY Rangers	2	3	BUFFALO	34	26	14	271	222	82
75	Mar. 30	BUFFALO	2	1	Hartford	35	26	14	273	223	84
76	Mar. 31	Quebec	1	3	BUFFALO	36	26	14	276	224	86
77	Apr. 2	Hartford	1	2	BUFFALO	37	26	14	278	225	88
78	Apr. 4	BUFFALO	3	5	Boston	37	27	14	281	230	88
79	Apr. 6	BUFFALO	5	2	Toronto	38	27	14	286	232	90
80	Apr. 7	Montreal	5	4	BUFFALO	38	28	14	290	237	90

BUFFALO SABRES' 1985 PLAYOFF SCORES

GAME NO.	DATE	VISITING TEAM	SCORE	HOME TEAM
1	APR. 10	BUFFALO	2	5 Quebec
2	APR. 11	BUFFALO	2	3 Quebec
3	APR. 13	Quebec	4	6 BUFFALO
4	APR. 14	Quebec	4	7 BUFFALO
5	APR. 16	BUFFALO	5	6 Quebec

Quebec won Adams Division Semi-finals round, 3 games to 2

SABRES' RECORD BY YEAR

YEAR	GP	W	L	T	GF	GA	PTS
1970-71	78	24	39	15	217	291	63
1971-72	78	16	43	19	203	289	51
1972-73	78	37	27	14	257	219	88
1973-74	78	32	34	12	242	250	76
1974-75	80	49	16	15	354	240	113
1975-76	80	46	21	13	339	240	105
1976-77	80	48	24	8	301	220	104
1977-78	80	44	19	17	288	215	105
1978-79	80	36	28	16	280	263	88
1979-80	80	47	17	16	318	201	110
1980-81	80	39	20	21	327	250	99
1981-82	80	39	26	15	307	273	93
1982-83	80	38	29	13	318	285	89
1983-84	80	48	25	7	315	257	103
1984-85	80	38	28	14	290	237	90



BUFFALO VS. BOSTON

ALL-TIME RECORDS:

	GP	W	L	T	GF	GA	PTS
at Buffalo	47	22	17	8	178	154	52
at Boston	48	13	32	3	142	206	29
TOTALS	95	35	49	11	320	360	81

1984-85 SUMMARY:

	Buffalo	Boston	GP	W	L	T	GF	GA	PTS
AT BUFFALO			8	4	3	1	27	22	9
AT BOSTON			8	3	4	1	22	27	7
Nov. 14	Buffalo 4	Boston 2	Dec. 8	Buffalo 3	Boston 1				
Dec. 5	Buffalo 3	Boston 3	Jan. 10	Buffalo 3	Boston 0				
Jan. 30	Buffalo 6	Boston 2	Jan. 24	Boston 5	Buffalo 2				
Mar. 24	Boston 4	Buffalo 3 OT	Apr. 4	Boston 5	Buffalo 3				

INDIVIDUAL SCORING LEADERS

BUFFALO	GP	G	A	PTS	PIM	BOSTON	GP	G	A	PTS	PIM
McKenna	8	5	2	7	2	Middleton	8	5	3	8	0
Hamel	8	2	4	6	5	Bourque	6	3	4	7	4
Cyr	8	3	2	5	4	Reid	4	3	2	5	2
Housley	6	1	4	5	2	Fergus	8	2	2	4	0
Perreault	7	1	4	5	0	O'Reilly	7	1	3	4	4
Andreychuk	4	3	1	4	4	Linseman	8	1	3	4	11
Playfair	7	2	2	4	27	K. Crowder	8	0	4	4	13
Hajt	7	1	3	4	2	Steigher	7	3	0	3	6
Orlando	3	0	4	4	2	Goring	5	0	3	3	0
Peterson	7	3	0	3	11	Thelin	8	0	3	3	15
Foligno	6	2	1	3	5	O'Connell	8	1	1	2	14
Ramsey	8	1	2	3	10	Milbury	8	1	1	2	16
Maloney	6	0	3	3	5	Kasper	7	0	2	2	7
Davis	4	1	1	2	0	Pederson	2	1	0	1	0
Virta	3	0	2	2	2	Courtnall	7	1	0	1	5
Creighton	5	0	2	2	4	Lukowich	1	0	1	1	2
Selling	8	0	2	2	7	Markwart	4	0	1	1	5
Ramsay	8	0	2	2	0	Simonetti	5	0	1	1	4
Ruff	2	1	0	1	2	Simmer	6	0	1	1	4
Tucker	4	1	0	1	2	Blum	7	0	1	1	13
Wiemer	1	0	1	1	0	Silk	1	0	0	0	0
Korab	2	0	1	1	0	Keans	3	0	0	0	0
Fenyves	8	0	1	1	4	Byers	3	0	0	0	2
Jutilla	1	0	0	0	0	Donnelly	4	0	0	0	2
Cloutier	1	0	0	0	0	Peeters	5	0	0	0	2
Sauve	1	0	0	0	0	Null	5	0	0	0	2
Moller	2	0	0	0	0	Curran	6	0	0	0	17
Verret	2	0	0	0	0	TOTALS	8	22	36	58	150
Mongrain	2	0	0	0	0						
Lacombe	3	0	0	0	0						
Schoenfeld	3	0	0	0	4						
Barrasso	7	0	0	0	4						
TOTALS	8	27	44	71	108						

PPG: Andreychuk (3), Cyr, McKenna

GWG: Hamel (2), Davis, Playfair

SHG: None

GOALTENDING

BUFFALO	GP	MINS	GA	EN	SO	AVG.	W-L-T	BOSTON	GP	MINS	GA	EN	SO	AVG.	W-L-T
Barrasso	7	426	17	0	1	2.14	4-2-1	Peeters	5	305	13	2	0	2.55	1-3-1
Sauve	1	60	5	0	0	5.00	0-1-0	Keans	3	181	12	0	0	3.97	2-1-0

Last Buffalo Win in Buffalo: Jan. 30, 1985 (6-2)

Last Buffalo Win in Boston: Jan. 10, 1985 (3-0)

Last Boston Win in Boston: Apr. 4, 1985 (5-3)

Last Boston Win in Buffalo: Mar. 24, 1985 (4-3) OT



BUFFALO VS. CHICAGO



ALL-TIME RECORDS:

GA	PTS
15	15
28	7
43	22

	GP	W	L	T	GF	GA	PTS
at Buffalo	32	20	6	6	125	77	46
at Chicago	31	8	17	6	71	95	22
TOTALS	63	28	23	12	196	172	68

GA	PTS
4	6
18	0

1984-85	GP	W	L	T	GF	GA	PTS
Buffalo	3	3	0	0	17	8	6
Chicago	3	0	3	0	8	17	0

AT BUFFALO

Jan. 18	Buffalo 4
Mar. 8	Buffalo 7

AT CHICAGO

Dec. 19	Buffalo 6	Chicago 3
---------	-----------	-----------

SUMMARY:

INDIVIDUAL SCORING LEADERS

A	PTS	PIM
0	2	0
1	2	8
1	2	0
2	2	0
2	2	2
1	1	2
1	1	2
0	0	0
0	0	0
0	0	0
0	0	0
0	0	0
0	0	0
0	0	0
0	0	0
0	0	2
0	0	4
0	0	0
0	0	2
0	0	2
0	0	0
0	0	5
0	0	0
8	12	33

BUFFALO	GP	G	A	PTS	PIM	CHICAGO	GP	G	A	PTS	PIM
McKenna	2	3	2	5	0	Savard	3	1	3	4	0
Housley	3	2	2	4	0	S. Larmer	3	2	1	3	0
Cyr	3	2	1	3	2	T. Murray	3	1	2	3	7
Perreault	3	2	1	3	4	B. Murray	3	2	0	2	0
Ramsay	2	0	3	3	0	Fraser	2	1	1	2	2
Ruff	1	2	0	2	4	Gardner	3	1	1	2	0
Davis	2	1	1	2	0	B. Wilson	2	0	2	2	2
Andreychuk	3	1	1	2	2	D. Wilson	3	0	2	2	0
Foligno	3	1	1	2	0	Sutter	2	0	1	1	0
Tucker	3	1	1	2	2	Dupont	3	0	1	1	2
Peterson	2	0	2	2	5	Bergevin	3	0	1	1	6
Hamel	3	0	2	2	0	Clifford	1	0	0	0	0
Virta	2	1	0	1	0	Secord	1	0	0	0	0
Fenyves	3	1	0	1	2	Frawley	1	0	0	0	0
Korab	1	0	1	1	0	MacMillan	1	0	0	0	0
Seiling	3	0	1	1	0	J. Larmer	1	0	0	0	0
Maloney	3	0	1	1	0	O'Callahan	2	0	0	0	0
Playfair	3	0	1	1	4	Olczyk	2	0	0	0	0
Ramsey	3	0	1	1	4	Bannerman	2	0	0	0	0
Mongrain	1	0	0	0	0	Skorodenski	2	0	0	0	0
Barrasso	1	0	0	0	0	Paterson	3	0	0	0	2
Lacombe	1	0	0	0	0	Ludzik	3	0	0	0	2
Schoenfeld	2	0	0	0	0	Yaremchuk	3	0	0	0	0
Hajt	2	0	0	0	0	Lysiak	3	0	0	0	0
Sauve	2	0	0	0	0	Brown	3	0	0	0	6
TOTALS	3	17	22	39	29	TOTALS	3	8	15	23	29

GWG: Housley (2), Andreychuk
 PPG: Tucker, Cyr
 SHG: None

GWG: None
 PPG: B. Murray (2)
 SHG: None

GOALTENDING

SO	AVG.	W-L-T
0	6.00	0-3-0
0	6.00	0-0-0

BUFFALO	GP	MINS	GA	EN	SO	AVG.	W-L-T
Sauve	2	120	5	0	0	2.50	2-0-0
Barrasso	1	60	3	0	0	3.00	1-0-0

CHICAGO	GP	MINS	GA	EN	SO	AVG.	W-L-T
Clifford	1	20	0	0	0	0.00	0-0-0
Skorodenski	2	109	6	0	0	3.30	0-1-0
Bannerman	2	51	11	0	0	12.94	0-2-0

12, 1983 (4-2)
 y has never won
 affalo was Jan. 31,

Last Buffalo Win in Buffalo: Mar. 8, 1985 (7-2)
 Sabres are 8-0-2 in last 10 home games.
 Last Buffalo Win in Chicago: Dec. 19, 1984 (6-3)

Last Chicago Win in Chicago: Feb. 29, 1984 (4-3)
 Last Chicago Win in Buffalo: Feb. 22, 1979 (4-2)



BUFFALO VS. EDMONTON



ALL-TIME RECORDS:

	GP	W	L	T	GF	GA	PTS
at Buffalo	10	4	4	2	44	43	10
at Edmonton	10	2	6	2	27	42	6
TOTALS	20	6	10	4	71	85	16

1984-85 SUMMARY:

	GP	W	L	T	GF	GA	PTS
Buffalo	3	0	2	1	12	15	1
Edmonton	3	2	0	1	15	12	5

AT BUFFALO

Jan. 13	Edmonton 5	Buffalo 4
Feb. 18	Edmonton 6	Buffalo 4

AT EDMONTON

Mar. 15	Buffalo 4	Edmonton 4
---------	-----------	------------

INDIVIDUAL SCORING LEADERS

BUFFALO	GP	G	A	PTS	PIM	EDMONTON	GP	G	A	PTS	PIM
Perreault	3	4	0	4	0	Gretzky	3	3	4	7	2
Housley	3	1	3	4	0	Coffey	3	0	6	6	8
Ramsay	3	1	2	3	0	Messier	3	4	1	5	2
Tucker	3	1	1	2	0	Kurri	2	2	3	5	0
Cyr	3	1	1	2	2	Anderson	3	3	0	3	0
Peterson	3	1	1	2	2	Huddy	3	1	2	3	2
Andreychuk	3	1	1	2	0	Napier	2	0	3	3	0
Ruff	2	0	2	2	0	Krushelnyski	3	1	1	2	0
Barrasso	3	0	2	2	0	Semenko	3	1	0	1	4
Hamel	3	1	0	1	4	Fuhr	3	0	1	1	0
McKenna	3	1	0	1	0	Hughes	3	0	1	1	5
Virta	1	0	1	1	0	Hunter	3	0	1	1	0
Lacombe	2	0	1	1	2	Jackson	3	0	1	1	2
Foligno	3	0	1	1	0	Fogolin	3	0	1	1	2
Seiling	3	0	1	1	0	Melnyk	1	0	0	0	0
Fenyyes	3	0	1	1	0	Pouzar	1	0	0	0	0
Playfair	3	0	1	1	2	Cote	1	0	0	0	2
Ramsey	3	0	1	1	9	Lumley	2	0	0	0	0
Schoenfeld	1	0	0	0	2	McClelland	2	0	0	0	0
Davis	1	0	0	0	0	Carroll	2	0	0	0	4
Korab	2	0	0	0	7	Gregg	2	0	0	0	0
Maloney	3	0	0	0	4	Lowe	3	0	0	0	0
TOTALS	3	12	20	32	36	TOTALS	3	15	25	40	33

GWG: None

PPG: Perreault (2), Andreychuk

SHG: None

GWG: Anderson, Messier

PPG: Anderson, Gretzky, Kurri (2)

SHG: None

GOALTENDING

BUFFALO	GP	MINS	GA	EN	SO	AVG.	W-L-T	EDMONTON	GP	MINS	GA	EN	SO	AVG.	W-L-T
Barrasso	3	185	15	0	0	4.86	0-2-1	Fuhr	3	185	12	0	0	3.89	2-0-1

Last Buffalo Win in Buffalo: Jan. 13, 1984 (3-1)

Last Buffalo Win in Edmonton: Mar. 12, 1982 (3-2)

Last Edmonton Win in Edmonton: Mar. 18, 1984 (4-3)

Last Edmonton Win in Buffalo: Feb. 18, 1985 (6-4)

SO AVG. W-L-T
0 4.21 1-1-1

6, 1984 (7-3)
5, 1978 (3-2)



BUFFALO VS. LOS ANGELES



ALL-TIME RECORDS:

	GP	W	L	T	GF	GA	PTS
at Buffalo	33	18	8	7	136	96	43
at Los Angeles	33	15	11	7	111	109	37
TOTALS	66	33	19	14	247	205	80

1984-85 SUMMARY:

	GP	W	L	T	GF	GA	PTS
Buffalo	3	0	2	1	8	11	1
Los Angeles	3	2	0	1	11	8	5

AT BUFFALO

Feb. 24 Los Angeles 4 Buffalo 2

AT LOS ANGELES

Nov. 9 Los Angeles 3 Buffalo 2
Mar. 10 Buffalo 4 Los Angeles 4

A	PTS	PIM
4	5	0
5	5	6
0	4	2
2	4	4
4	4	4
2	3	2
0	2	0
1	2	0
1	2	4
1	2	40
1	2	2
2	2	4
0	1	0
0	1	2
1	1	0
1	1	2
1	1	0
1	1	0
0	0	0
0	0	0
0	0	2
0	0	2
0	0	0
0	0	4
0	0	0
0	0	0
0	0	6
0	0	2
0	0	2
0	0	2
0	0	11
0	0	4
0	0	17
27	43	124

INDIVIDUAL SCORING LEADERS

BUFFALO	GP	G	A	PTS	PIM	L. ANGELES	GP	G	A	PTS	PIM
Andreychuk	2	2	1	3	2	MacLellan	3	0	4	4	5
Tucker	2	1	2	3	0	Smith	3	2	1	3	5
Cyr	2	1	1	2	5	Dionne	3	2	1	3	2
Mongrain	1	1	0	1	0	Nicholls	3	1	2	3	7
Hajt	1	1	0	1	0	Hakansson	3	0	3	3	4
Peterson	3	1	0	1	5	Taylor	3	2	0	2	0
Seiling	3	1	0	1	0	Engblom	3	1	1	2	0
Creighton	1	0	1	1	0	Hardy	3	0	2	2	2
Maloney	2	0	1	1	0	Shutt	2	1	0	1	2
Davis	2	0	1	1	4	Fox	3	1	0	1	4
Schoenfeld	2	0	1	1	2	Ruskowski	3	1	0	1	4
McKenna	3	0	1	1	5	Mokosak	1	0	1	1	0
Patrick	1	0	0	0	0	Wells	3	0	1	1	0
Korab	1	0	0	0	0	Galley	3	0	1	1	17
Wierner	1	0	0	0	0	Redmond	3	0	1	1	2
Sauve	1	0	0	0	0	Eliot	1	0	0	0	0
Virta	1	0	0	0	2	Janecyk	3	0	0	0	17
Ruff	2	0	0	0	4	Kelly	3	0	0	0	0
Barrasso	3	0	0	0	19	Miller	3	0	0	0	9
Foligno	3	0	0	0	17	Sykes	3	0	0	0	4
Perreault	3	0	0	0	0	Lapointe	3	0	0	0	0
Ramsay	3	0	0	0	0	TOTALS	3	11	18	29	84
Hamel	3	0	0	0	0	GWG: Taylor, Smith					
Fenyves	3	0	0	0	0	PPG: Fox, Engblom					
Playfair	3	0	0	0	9	SHG: None					
Housley	3	0	0	0	6						
Ramsey	3	0	0	0	8						
TOTALS	3	8	9	17	88						

GWG: None
PPG: Andreychuk
SHG: None

GOALTENDING

BUFFALO	GP	MINS	GA	EN	SO	AVG.	W-L-T	L. ANGELES	GP	MINS	GA	EN	SO	AVG.	W-L-T
Sauve	1	8:53	0	0	0	0.00	---	Eliot	1	8:53	0	0	0	0.00	---
Barrasso	3	176:07	11	0	0	3.75	0-2-1	Janecyk	3	176:07	8	0	0	2.73	2-0-1

Last Buffalo Win in Buffalo: Mar. 9, 1984 (7-3)
Last Buffalo Win in Los Angeles: Jan. 18, 1984 (4-0)

Last Los Angeles Win in Los Angeles: Nov. 9, 1984 (3-2)

Last Los Angeles Win in Buffalo: Feb. 24, 1985 (4-2)

SO	AVG.	W-L-T
0	2.82	0-1-3
0	4.00	0-2-0
0	5.00	0-2-0

Mar. 27, 1984 (4-1)
Dec. 21, 1983 (6-3)



BUFFALO VS. MONTREAL

ALL-TIME RECORDS:

GA	PTS	GP	W	L	T	GF	GA	PTS	
82	48	43	18	14	11	131	132	47	
100	37	43	13	22	8	140	181	34	
182	85	TOTALS	86	31	36	19	271	313	81

1984-85

SUMMARY:

AT BUFFALO

Oct. 11	Buffalo 4	Montreal 3
Nov. 30	Buffalo 2	Montreal 2
Feb. 15	Montreal 4	Buffalo 3 OT
Apr. 7	Montreal 5	Buffalo 4

AT MONTREAL

Oct. 25	Montreal 3	Buffalo 2
Dec. 1	Montreal 3	Buffalo 2
Jan. 12	Buffalo 1	Montreal 1
Feb. 16	Buffalo 4	Montreal 3

INDIVIDUAL SCORING LEADERS

BUFFALO	GP	G	A	PTS	PIM	MONTREAL	GP	G	A	PTS	PIM
Perreault	8	2	5	7	2	Robinson	7	3	5	8	4
Foligno	8	2	4	6	14	Carbonneau	8	2	6	8	2
Andreychuk	6	2	2	4	4	Naslund	8	2	5	7	0
Ramsay	8	2	2	4	0	Svoboda	8	2	5	7	10
Housley	7	1	3	4	2	Tremblay	6	3	2	5	6
Davis	5	3	0	3	6	McPhee	8	3	1	4	2
McKenna	7	2	1	3	0	Chelios	8	0	4	4	11
Hamel	8	1	2	3	2	Walter	8	2	1	3	4
Virta	7	0	3	3	6	Smith	6	1	2	3	0
Cyr	7	0	3	3	6	Nilan	8	1	2	3	19
Maloney	4	1	1	2	2	Flockhart	1	1	1	2	0
Lacombe	4	1	1	2	2	Lafleur	2	1	1	2	2
Tucker	6	1	1	2	0	Kurvers	7	1	1	2	6
Creighton	4	0	2	2	2	Mondou	8	0	2	2	0
Ramsey	7	0	2	2	0	Rooney	1	1	0	1	0
Playfair	7	0	2	2	21	Deblois	4	1	0	1	0
Peterson	8	0	2	2	0	Chabot	2	0	1	1	0
Orlando	1	1	0	1	0	Teal	3	0	1	1	0
Wiemer	1	1	0	1	0	Ludwig	6	0	1	1	10
Patrick	3	1	0	1	0	Green	8	0	1	1	4
Selling	7	1	0	1	9	Soetaert	1	0	0	0	0
Fenyves	6	0	1	1	2	Boisvert	2	0	0	0	0
Korab	1	0	0	0	0	Newberry	2	0	0	0	2
Cloutier	1	0	0	0	0	Shutt	2	0	0	0	7
Schoenfeld	1	0	0	0	2	Carlson	2	0	0	0	2
Jutilla	1	0	0	0	0	Turcotte	6	0	0	0	4
Sauve	4	0	0	0	2	Hunter	6	0	0	0	4
Barrasso	4	0	0	0	4	Penney	6	0	0	0	2
Hajt	5	0	0	0	0	Gainey	7	0	0	0	0
Ruff	6	0	0	0	7	TOTALS	8	24	42	66	101
TOTALS	8	22	37	59	95						

GWG: Davis, Housley

PPG: Andreychuk, Davis, Foligno, Hamel

SHG: None

GWG: Robinson, Nilan, Naslund, Svoboda

PPG: Walter, Kurvers, Rooney, Tremblay

SHG: Carbonneau

GOALTENDING

BUFFALO	GP	MINS	GA	EN	SO	AVG.	W-L-T	MONTREAL	GP	MINS	GA	EN	SO	AVG.	W-L-T
Barrasso	4	247:31	11	0	0	2.27	1-2-1	Penney	6	367:31	16	0	0	2.20	3-2-1
Sauve	4	245	13	0	0	3.18	1-2-1	Soetaert	2	125	6	0	0	2.88	1-0-1

Last Buffalo win in Buffalo: Oct. 11, 1984 (4-3)

Last Buffalo win in Montreal: Feb. 16, 1985 (4-3)

Last Montreal win in Montreal: Dec. 1, 1984 (3-2)

Last Montreal win in Buffalo: Apr. 7, 1985 (5-4)



BUFFALO VS. NY ISLANDERS



ALL-TIME RECORDS:

	GP	W	L	T	GF	GA	PTS
at Buffalo	26	14	8	4	88	70	32
at NY Islanders	27	13	10	4	78	74	30
TOTALS	53	27	18	8	166	144	62

1984-85

SUMMARY:

	GP	W	L	T	GF	GA	PTS
Buffalo	3	1	2	0	12	12	2
NY Islanders	3	2	1	0	12	12	4

AT BUFFALO

Mar. 3 NY Island. 3 Buffalo 2

AT NY ISLANDERS

Nov. 24 NY Island. 6 Buffalo 3
Jan. 5 Buffalo 7 NY Island. 3

INDIVIDUAL SCORING LEADERS

BUFFALO	GP	G	A	PTS	PIM	NY ISLAND.	GP	G	A	PTS	PIM
Foligno	3	3	2	5	0	LaFontaine	3	1	3	4	0
Housley	3	1	3	4	0	Bossy	3	1	3	4	4
Andreychuk	3	2	1	3	2	D. Sutter	3	3	0	3	4
Perreault	3	0	3	3	2	B. Sutter	3	2	1	3	2
McKenna	2	2	0	2	0	Persson	2	1	2	3	0
Cyr	2	1	1	2	0	Trotter	3	1	2	3	0
Ruff	2	1	1	2	2	Gilbert	2	1	1	2	2
Peterson	3	1	1	2	2	Jonsson	3	1	1	2	4
Tucker	2	0	2	2	0	Boutillier	3	1	1	2	0
Ramsey	3	0	2	2	6	Dineen	1	0	2	2	0
Seiling	3	1	0	1	0	Flatley	3	0	2	2	2
Lacombe	1	0	1	1	0	Langevin	2	0	1	1	2
Maloney	2	0	1	1	2	Potvin	3	0	1	1	2
Virta	2	0	1	1	0	Hallin	1	0	0	0	0
Hajt	2	0	1	1	0	Kortko	1	0	0	0	0
Hamel	3	0	1	1	2	Kerr	1	0	0	0	0
Ramsay	3	0	1	1	2	Nystrom	1	0	0	0	0
Sauve	1	0	0	0	0	Henry	1	0	0	0	0
Korab	1	0	0	0	4	Hrudey	1	0	0	0	0
Cloutier	1	0	0	0	0	Gillies	2	0	0	0	0
Barrasso	2	0	0	0	0	Bourne	2	0	0	0	2
Davis	2	0	0	0	0	Kallur	2	0	0	0	2
Schoenfeld	2	0	0	0	0	Smith	3	0	0	0	0
Playfair	3	0	0	0	4	Tonelli	3	0	0	0	4
Fenyyes	3	0	0	0	4	Diduck	3	0	0	0	2
TOTALS	3	12	22	34	32	Lane	3	0	0	0	0

GWG: Housley

PPG: None

SHG: None

TOTALS

GWG: B. Sutter, Boutillier

PPG: Jonsson, Persson

SHG: None

GOALTENDING

BUFFALO	GP	MINS	GA	EN	SO	AVG.	W-L-T	NY ISLAND.	GP	MINS	GA	EN	SO	AVG.	W-L-T
Barrasso	2	120	6	0	0	3.00	1-1-0	Hrudey	1	33:52	2	0	0	3.58	0-0-0
Sauve	1	60	6	0	0	6.00	0-1-0	Smith	3	146:08	10	0	0	4.10	2-1-0

*Barrasso stopped Bryan Trotter on penalty shot 1-5-85 at 18:59 of 1st per.

Last Buffalo Win in Buffalo: Dec. 31, 1982 (5-1)

Sabres are 0-3-0 in last 3 home games.

Last Buffalo Win in NY Islanders: Jan. 5, 1985 (7-3)

Last NY Islanders Win in NY Islanders: Nov. 24,

1984 (6-3)

Last NY Islanders Win in Buffalo: Mar. 3, 1985 (3-2)



BUFFALO VS. PHILADELPHIA



ALL-TIME RECORDS:

	GP	W	L	T	GF	GA	PTS
at Buffalo	31	15	10	6	110	89	36
at Philadelphia	32	5	21	6	78	122	16
TOTALS	63	20	31	12	188	211	52

1984-85 SUMMARY:

	GP	W	L	T	GF	GA	PTS
Buffalo	3	1	1	1	11	10	3
Philadelphia	3	1	1	1	10	11	3

AT BUFFALO

Oct. 31 Buffalo 3
Nov. 23 Philadelphia 4

AT PHILADELPHIA

Feb. 2 Buffalo 6
Philadelphia 3

INDIVIDUAL SCORING LEADERS

BUFFALO	GP	G	A	PTS	PIM	PHILADELPHIA	GP	G	A	PTS	PIM
Perreault	3	2	4	6	2	Kerr	3	1	3	4	2
Andreychuk	3	3	0	3	2	Propp	2	3	0	3	2
Ramsay	3	2	1	3	2	Crossman	3	0	3	3	2
Foligno	3	2	1	3	6	Howe	3	2	0	2	2
Cyr	3	1	1	2	0	McCrimmon	2	1	1	2	0
Maloney	1	0	2	2	0	Poulin	2	1	1	2	4
Hamel	3	0	2	2	0	Zezel	2	0	2	2	0
Seiling	3	0	2	2	4	Ron Sutter	3	0	2	2	2
Tucker	2	1	0	1	4	Young	2	1	0	1	0
Korab	1	0	1	1	2	Carson	3	1	0	1	4
McKenna	2	0	1	1	2	Cochrane	1	0	1	1	2
Davis	2	0	1	1	2	Dvorak	2	0	1	1	0
Housley	3	0	1	1	2	Sinisalo	3	0	1	1	0
Peterson	3	0	1	1	0	Craven	3	0	1	1	4
Lacombe	1	0	0	0	0	Allison	1	0	0	0	0
Ruff	1	0	0	0	0	Hachborn	1	0	0	0	0
Wiemer	1	0	0	0	4	Brown	2	0	0	0	0
Virta	1	0	0	0	0	Rich Sutter	2	0	0	0	5
Sauve	1	0	0	0	0	Eriksson	2	0	0	0	2
Barrasso	2	0	0	0	0	Marsh	3	0	0	0	0
Fenyves	2	0	0	0	0	Hospodar	3	0	0	0	6
Patrick	2	0	0	0	0	Tochet	3	0	0	0	15
Creighton	2	0	0	0	5	Smith	3	0	0	0	0
Playfair	3	0	0	0	19	Lindbergh	3	0	0	0	0
Hajt	3	0	0	0	0	TOTALS	3	10	16	26	52
Ramsey	3	0	0	0	0	GWG: Kerr					
TOTALS	3	11	18	29	56	PPG: Howe (2), Propp					
GWG: Ramsay						SHG: None					
PPG: Andreychuk (2)											
SHG: None											

John Tucker successful on penalty shot vs. Pelle Lindbergh, Oct. 31, 1984.

GOALTENDING

BUFFALO	GP	MINS	GA	EN	SO	AVG.	W-L-T	PHILADELPHIA	GP	MINS	GA	EN	SO	AVG.	W-L-T
Barrasso	2	119	6	1	0	3.02	1-1-0	Lindbergh	3	185	11	0	0	3.50	1-1-1
Sauve	1	65	3	0	0	2.76	0-0-1								

Last Buffalo Win in Buffalo: Jan. 11, 1984 (6-2)

Last Buffalo Win in Philadelphia: Feb. 2, 1985 (6-3)

Last Philadelphia Win in Philadelphia: Oct. 14, 1982 (4-2)

Last Philadelphia Win in Buffalo: Nov. 23, 1984 (4-2)

N SO AVG. W-L-T
0 0 1.92 1-0-1
0 0 3.00 0-1-0

ngers: Nov. 21, 1984

b: Dec. 31, 1983 (3-2)



BUFFALO VS. QUEBEC

ALL-TIME RECORDS:

GA	PTS
80	49
117	35
197	84

	GP	W	L	T	GF	GA	PTS
at Buffalo	20	11	5	4	80	64	26
at Quebec	20	6	12	2	55	76	14
TOTALS	40	17	17	6	135	140	40

1984-85

SUMMARY:

AT BUFFALO

Oct. 19	Buffalo 5	Quebec 4
Dec. 9	Buffalo 4	Quebec 4
Jan. 27	Buffalo 3	Quebec 2
Mar. 31	Buffalo 3	Quebec 1

AT QUEBEC

Oct. 17	Quebec 4	Buffalo 1
Dec. 22	Quebec 3	Buffalo 1
Jan. 25	Quebec 2	Buffalo 2
Mar. 26	Quebec 4	Buffalo 3

	GP	W	L	T	GF	GA	PTS
Buffalo	8	3	4	1	22	26	7
Quebec	8	4	3	1	26	22	9

gh 2

G	A	PTS	PIM
2	0	2	2
1	1	2	2
1	1	2	0
1	0	1	2
0	1	1	0
0	1	1	4
0	1	1	4
0	1	1	0
0	1	1	2
0	1	1	0
0	0	0	0
0	0	0	0
0	0	0	0
0	0	0	2
0	0	0	0
0	0	0	0
0	0	0	0
0	0	0	0
0	0	0	4
0	0	0	2
0	0	0	0
0	0	0	0
0	0	0	0
0	0	0	4
0	0	0	0
0	0	0	0
0	0	0	0
0	0	0	0
0	0	0	2
5	9	14	35

INDIVIDUAL SCORING LEADERS

BUFFALO					QUEBEC						
GP	G	A	PTS	PIM	GP	G	A	PTS	PIM		
Foligno	7	6	0	6	13	P. Stastny	8	3	6	9	12
Hamel	8	2	4	6	2	Goulet	6	4	3	7	4
Andreychuk	5	3	1	4	6	Marois	8	2	5	7	10
Tucker	7	2	2	4	2	A. Stastny	8	3	3	6	0
Perreault	7	1	3	4	6	Paiement	8	4	1	5	23
Housley	7	1	3	4	4	Hunter	8	3	1	4	44
Ruff	4	0	4	4	2	Ashton	5	1	3	4	2
Seiling	7	1	2	3	19	Bell	6	1	3	4	0
Hajt	7	0	3	3	2	Moller	8	1	3	4	15
Peterson	6	2	0	2	4	Sauve	7	0	3	3	2
McKenna	6	1	1	2	13	Price	8	0	3	3	25
Cyr	7	1	1	2	14	Lernieux	2	1	1	2	2
Moller	1	0	2	2	0	Sleigher	2	1	1	2	0
Creighton	5	0	2	2	7	Gillis	6	0	2	2	12
Maloney	5	0	2	2	8	Cote	8	0	2	2	4
Virta	5	0	2	2	0	Gaulin	2	1	0	1	0
Ramsey	8	0	2	2	17	McKegney	3	1	0	1	0
Davis	5	1	0	1	2	Loob	2	0	1	1	0
Ramsay	8	1	0	1	2	M. Stastny	4	0	1	1	0
Orlando	3	0	1	1	4	Maxwell	5	0	1	1	8
Fenyves	6	0	1	1	9	Rochefort	6	0	1	1	8
Playfair	6	0	1	1	10	Sevigny	1	0	0	0	0
Barrasso	7	0	1	1	8	Mann	1	0	0	0	0
Mongrain	1	0	0	0	0	Gosselin	2	0	0	0	0
Sauve	1	0	0	0	0	Berglund	2	0	0	0	0
Verret	1	0	0	0	0	Donnelly	2	0	0	0	2
Patrick	1	0	0	0	0	Wesley	3	0	0	0	2
Jutila	2	0	0	0	0	Dufour	3	0	0	0	0
Lacombe	2	0	0	0	0	Savard	4	0	0	0	0
Korab	3	0	0	0	4	Kumpel	4	0	0	0	2
Schoenfeld	3	0	0	0	0	Bouchard	5	0	0	0	2
TOTALS	8	22	38	60	158	TOTALS	8	26	44	70	179

QWG: Foligno (2), Hamel
 PPG: Tucker (2), Foligno (2), Hamel, Andreychuk, Peterson, Cyr, Perreault, McKenna
 SHG: None

QWG: Sleigher, Goulet, A. Stastny, Paiement
 PPG: Paiement (2), Hunter, P. Stastny
 SHG: None

GOALTENDING

BUFFALO							QUEBEC						
GP	MINS	GA	EN	SO	AVG.	W-L-T	GP	MINS	GA	EN	SO	AVG.	W-L-T
Barrasso	7	425	22	0	3.28	3-3-1	Gosselin	2	120	5	0	2.50	2-0-0
Sauve	1	60	4	0	4.00	0-1-0	Bouchard	5	305	14	0	2.75	2-2-1
							Sevigny	1	60	3	0	3.00	0-1-0

Last Buffalo Win in Buffalo: Mar. 31, 1985 (3-1)
 Last Buffalo Win in Quebec: Dec. 18, 1982 (5-4)
 Sabres are 0-8-1 in last 9 games in Quebec

Last Quebec Win in Quebec: Mar. 26, 1985 (4-3)
 Last Quebec Win in Buffalo: Feb. 5, 1984 (2-1)

EN SO AVG. W-L-T
 0 0 3.89 0-2-1

burgh: Dec. 8, 1982

o: Jan. 14, 1979 (5-3)



BUFFALO VS. TORONTO

ALL-TIME RECORDS:

GA	PTS
89	46
120	21
209	67

	GP	W	L	T	GF	GA	PTS
at Buffalo	38	24	12	2	158	98	50
at Toronto	37	16	15	6	128	120	38
TOTALS	75	40	27	8	286	218	88

1984-85 SUMMARY:

	GP	W	L	T	GF	GA	PTS
Buffalo	3	2	1	0	14	6	4
Toronto	3	1	2	0	6	14	2

AT BUFFALO

Dec. 26 Buffalo 6 Toronto 0

AT TORONTO

Oct. 13 Toronto 4 Buffalo 3 OT
Apr. 6 Buffalo 5 Toronto 2

INDIVIDUAL SCORING LEADERS

BUFFALO					TORONTO						
GP	G	A	PTS	PIM	GP	G	A	PTS	PIM		
Perreault	3	2	3	5	0	Ilnacak	3	1	2	3	2
Housley	2	2	2	4	0	Derlago	3	1	2	3	0
McKenna	2	1	3	4	2	Benning	3	1	1	2	0
Hamel	3	1	3	4	2	Terrion	3	1	1	2	0
Tucker	3	0	4	4	0	Anderson	3	1	1	2	0
Andreychuk	2	2	1	3	0	Vaive	3	0	2	2	2
Seiling	3	2	1	3	0	Gavin	3	1	0	1	2
Ruff	2	1	2	3	4	Frycer	1	0	1	1	0
Ramsey	3	1	2	3	0	McGill	3	0	1	1	0
Orlando	1	1	1	2	0	Bester	1	0	0	0	0
Ramsay	3	0	2	2	4	St. Croix	1	0	0	0	0
Cyr	2	1	0	1	0	Wregget	1	0	0	0	0
Jutila	1	0	1	1	2	Jarvis	1	0	0	0	0
Haji	3	0	1	1	2	Yaremchuk	1	0	0	0	2
Foligno	3	0	1	1	6	Thomas	1	0	0	0	0
Sauve	1	0	0	0	0	Gill	1	0	0	0	2
Davis	1	0	0	0	2	Laxdal	1	0	0	0	0
Patrick	1	0	0	0	0	Poddubny	1	0	0	0	0
Creighton	1	0	0	0	0	Jackson	1	0	0	0	2
Schoenfeld	1	0	0	0	2	Kitchen	1	0	0	0	2
Barrasso	2	0	0	0	0	Stewart	1	0	0	0	0
Lacombe	2	0	0	0	4	Leeman	1	0	0	0	0
Maloney	2	0	0	0	4	Korn	1	0	0	0	2
Fenyves	2	0	0	0	2	Brubaker	2	0	0	0	4
Virta	2	0	0	0	0	Courtball	2	0	0	0	0
Peterson	3	0	0	0	0	Root	2	0	0	0	0
Playfair	3	0	0	0	0	Daoust	3	0	0	0	8
TOTALS	3	14	27	41	36	lafraie	3	0	0	0	4
						Salmring	3	0	0	0	0
						Nylund	3	0	0	0	4
						TOTALS	3	6	11	17	36

GWG: Ramsey, Seiling
 PPG: Perreault, Seiling, Orlando, Housley
 SHG: None

GWG: Benning
 PPG: Benning
 SHG: Anderson

GOALTENDING

BUFFALO							TORONTO								
GP	MINS	GA	EN	SO	AVG.	W-L-T	GP	MINS	GA	EN	SO	AVG.	W-L-T		
Barrasso	2	123	4	0	1	1.95	1-1-0	Wregget	1	63	3	0	0	2.85	1-0-0
Sauve	1	60	2	0	0	2.00	1-0-0	Bester	1	59:05	4	1	0	4.06	0-1-0
								St. Croix	1	60	6	0	0	6.00	0-1-0

Last Buffalo Win in Buffalo: Dec. 26, 1984 (6-0)
 Last Buffalo Win in Toronto: Apr. 6, 1985 (5-2)

Last Toronto Win in Toronto: Oct. 13, 1984 (4-3) OT
 Last Toronto Win in Buffalo: Apr. 3, 1983 (4-2)

EN	SO	AVG.	W-L-T
0	0	1.00	1-0-0
0	0	1.00	1-0-0
0	0	3.00	0-1-0

ouis: Feb. 27, 1985 (3-1)
 lo: Feb. 22, 1985 (4-1)



BUFFALO VS. WASHINGTON

WASHINGTON
capitals

ALL-TIME RECORDS:

GA	PTS
79	44
119	25
198	69

	GP	W	L	T	GF	GA	PTS
at Buffalo	22	18	1	3	105	51	39
at Washington	22	17	2	3	105	56	37
TOTALS	44	35	3	6	210	107	76

GF	GA	PTS
10	13	1
13	10	5

1984-85 SUMMARY:

	GP	W	L	T	GF	GA	PTS
Buffalo	3	2	1	0	9	5	4
Washington	3	1	2	0	5	9	2

AT BUFFALO

Nov. 16 Buffalo 3

Washington 2

AT WASHINGTON

Nov. 17 Washington 3

Mar. 2 Buffalo 4

Buffalo 2

Washington 0

INDIVIDUAL SCORING LEADERS

G	A	PTS	PIM
2	1	3	4
2	1	3	0
1	2	3	0
1	2	3	2
1	2	3	0
2	0	2	2
1	1	2	0
1	1	2	0
1	1	2	11
0	2	2	0
0	2	2	0
0	2	2	0
1	0	1	2
0	1	1	2
0	1	1	9
0	1	1	2
0	0	0	0
0	0	0	2
0	0	0	0
0	0	0	4
0	0	0	0
13	20	33	40

BUFFALO	GP	G	A	PTS	PIM
Andreychuk	3	2	1	3	2
Hamel	3	0	3	3	0
Ruff	1	2	0	2	4
Seiling	3	2	0	2	2
Housley	3	1	1	2	2
Perreault	3	0	2	2	0
Hajt	2	1	0	1	0
Peterson	3	1	0	1	0
McKenna	1	0	1	1	0
Tucker	1	0	1	1	0
Davis	3	0	1	1	2
Foligno	3	0	1	1	2
Ramsay	3	0	1	1	0
Ramsey	3	0	1	1	8
Sauve	1	0	0	0	0
Maloney	1	0	0	0	0
Schoenfeld	1	0	0	0	0
Korab	1	0	0	0	4
Virta	2	0	0	0	0
Wiemer	2	0	0	0	0
Cloutier	2	0	0	0	0
Creighton	2	0	0	0	0
Cyr	2	0	0	0	2
Barrasso	2	0	0	0	0
Fenyves	3	0	0	0	2
Playfair	3	0	0	0	0
TOTALS	3	9	13	22	30

WASHINGTON	GP	G	A	PTS	PIM
Gartner	3	1	3	4	6
Carpenter	3	3	0	3	4
Langway	3	0	2	2	2
Erickson	2	1	0	1	0
Gardner	2	0	1	1	0
Sampson	2	0	1	1	0
Christian	3	0	1	1	0
Jarvis	3	0	1	1	0
Haworth	3	0	1	1	0
McEwen	1	0	0	0	0
Gustafsson	1	0	0	0	0
Adams	1	0	0	0	0
Evason	1	0	0	0	0
Franceschetti	1	0	0	0	0
Currie	2	0	0	0	0
Blomqvist	2	0	0	0	2
Stevens	3	0	0	0	4
Veitch	3	0	0	0	0
Murphy	3	0	0	0	4
Andersson	3	0	0	0	0
Duchesne	3	0	0	0	0
Laughlin	3	0	0	0	6
Gould	3	0	0	0	0
Riggin	3	0	0	0	0
TOTALS	3	5	10	15	28

GWG: Peterson, Ruff
PPG: Hajt, Seiling, Peterson
SHG: None

GWG: Gartner
PPG: Carpenter
SHG: None

GOALTENDING

BUFFALO	GP	MINS	GA	EN	SO	AVG.	W-L-T
Barrasso	2	120	3	0	1	1.50	1-1-0
Sauve	1	60	2	0	0	2.00	1-0-0

WASHINGTON	GP	MINS	GA	EN	SO	AVG.	W-L-T
Riggin	3	180	9	0	0	3.00	1-2-0

EN SO AVG. W-L-T
0 0 3.24 2-0-1

cover: Mar. 13, 1985

falo: Mar. 20, 1985 (5-4)

Last Buffalo Win in Buffalo: Nov. 16, 1984 (3-2)

Sabres are 11-0-3 in Buffalo

Last Buffalo Win in Washington: Mar. 2, 1985 (4-0)

Sabres are 10-1-1 in last 12 games in Washington.

Last Washington Win in Washington: Nov. 17, 1984 (3-2)

Last Washington Win in Buffalo: Jan. 19, 1977 (4-2)



FINAL NHL STANDINGS

PRINCE OF WALES CONFERENCE

Adams Division

	GP	W	L	T	GF	GA	PTS	At Home			On Road		
								W	L	T	W	L	T
Montreal	80	41	27	12	309	262	94	24	10	6	17	17	6
Quebec	80	41	30	9	323	275	91	24	12	4	17	18	5
BUFFALO	80	38	28	14	290	237	90	23	10	7	15	18	7
Boston	80	36	34	10	303	287	82	21	15	4	15	19	6
Hartford	80	30	41	9	268	318	69	17	18	5	13	23	4

Patrick Division

	GP	W	L	T	GF	GA	PTS	W	L	T	W	L	T
Washington	80	46	25	9	322	240	101	27	11	2	19	14	7
NY Islanders	80	40	34	6	345	312	86	26	11	3	14	23	3
NY Rangers	80	26	44	10	295	345	62	16	18	6	10	26	4
New Jersey	80	22	48	10	264	346	54	13	21	6	9	27	4
Pittsburgh	80	24	51	5	276	385	53	17	20	3	7	31	2

CLARENCE CAMPBELL CONFERENCE

Norris Division

	GP	W	L	T	GF	GA	PTS	W	L	T	W	L	T
Chicago	80	38	35	7	309	299	83	22	16	2	16	19	5
Detroit	80	27	41	12	313	357	66	19	14	7	8	27	5
Minnesota	80	25	43	12	268	321	62	14	19	7	11	24	5
Toronto	80	20	52	8	253	358	48	10	28	2	10	24	6

Smyth Division

	GP	W	L	T	GF	GA	PTS	W	L	T	W	L	T
Winnipeg	80	43	27	10	358	332	96	21	13	6	22	14	4
Calgary	80	41	27	12	363	302	94	23	11	6	18	16	6
Los Angeles	80	34	32	14	339	326	82	20	14	6	14	18	8
Vancouver	80	25	46	9	284	401	59	15	21	4	10	25	5

FINAL NHL SCORING LEADERS 1984-85

Player	GP	G	A	PTS
Wayne Gretzky, Edmonton	80	73	135	208
Jari Kurri, Edmonton	73	71	64	135
Dale Hawerchuk, Winnipeg	80	53	77	130
Marcel Dionne, Los Angeles	80	46	80	126
Paul Coffey, Edmonton	80	37	84	121
Mike Bossy, NY Islanders	76	58	59	117
John Ogrodnick, Detroit	79	55	50	105
Denis Savard, Chicago	79	38	67	105
Bernie Federko, St. Louis	76	30	73	103
Mike Gartner, Washington	80	50	52	102
Brent Sutter, NY Islanders	72	42	60	102
Paul MacLean, Winnipeg	79	41	60	101
Bernie Nicholls, Los Angeles	80	46	54	100
Mario Lemieux, Pittsburgh	73	43	57	100

FINAL NHL GOAL-SCORING LEADERS

Player	GP	G
Wayne Gretzky, Edmonton	80	73
Jari Kurri, Edmonton	73	71
Mike Bossy, NY Islanders	76	58
Michel Goulet, Quebec	69	55
John Ogrodnick, Detroit	79	55
Tim Kerr, Philadelphia	74	54

FINAL NHL ASSIST LEADERS

Player	GP	A
Wayne Gretzky, Edmonton	80	135
Paul Coffey, Edmonton	80	84
Marcel Dionne, Los Angeles	80	80
Dale Hawerchuk, Winnipeg	80	77
Bernie Federko, St. Louis	76	73
Peter Stastny, Quebec	75	68

GOALS AGAINST AVERAGE

Players	GP	MINS	GA	AVG.
Tom Barrasso, Buffalo	54	3248	144	2.66
Pat Riggin, Washington	57	3388	168	2.98
Pelle Lindbergh, Philadelphia	65	3858	194	3.02
Steve Penney, Montreal	54	3252	167	3.08
Bob Saue, Buffalo	27	1564	84	3.22
Warren Skrodenski, Chicago	27	1396	75	3.22
Rick Wamsley, St. Louis	40	2319	126	3.26
Doug Keane, Boston	25	1497	82	3.29

WINS

Players	GP	W	L	T
Pelle Lindbergh, Philadelphia	65	40	17	7
Brian Hayward, Winnipeg	61	35	17	7
Reggie Lemelin, Calgary	56	30	12	10
Pat Riggin, Washington	57	28	20	7
Murray Bannerman, Chicago	60	27	25	4
Grant Fuhr, Edmonton	46	26	8	7
Steve Penney, Montreal	54	26	18	8
Tom Barrasso, Buffalo	54	25	18	10

EN SO AVG. W-L-T
0 0 2.00 1-0-0
0 0 3.50 1-1-0

g: Mar. 17, 1985 (5-3)
Jets have never won

Wayne Larkin Memorial Trophy — Named in honor of the former Buffalo Bison winger, presented to the most valuable player, as voted by his teammates.

1984-85	Tom Barrasso	1976-77	Gerry Desjardins
1983-84	Gil Perreault	1975-76	Danny Gare
1982-83	Mike Ramsey	1974-75	Rene Robert
1981-82	Don Edwards	1973-74	Richard Martin
1980-81	Danny Gare	1972-73	Tim Horton
1979-80	Danny Gare	1971-72	Roger Crozier
1978-79	Craig Ramsay	1970-71	Gil Perreault
1977-78	Don Edwards		

Tim Horton Memorial Award — Named in honor of the late Buffalo Sabres' defenseman, presented to the player whose performance is far superior to the public recognition he has received, based on a vote of the Booster Club Board of Directors and members of the local sports media.

1984-85	Dave Fenyves	1976-77	Jim Lorentz
1983-84	Ric Seiling	1975-76	Brian Spencer
1982-83	Brent Peterson	1974-75	Bill Hajt
1981-82	Mike Ramsey	1973-74	Craig Ramsay
1980-81	Andre Savard	1972-73	Jim Lorentz
1979-80	Bill Hajt	1971-72	Don Luce
1978-79	Ric Seiling	1970-71	Gerry Meehan
1977-78	Gary McAdam		

Fred T. Hunt Memorial Trophy — Named in honor of the late Buffalo Sabres' assistant general manager and former player, coach and general manager of the AHL Buffalo Bisons, presented to the outstanding rookie as selected by the Booster Club Board of Directors and members of the local sports media.

1984-85	John Tucker	1980-81	Alan Haworth
1983-84	Tom Barrasso	1979-80	Lindy Ruff
1982-83	Phil Housley	1978-79	Bill Stewart
1981-82	Jean Francois Sauve	1977-78	Don Edwards

BUFFALO SABRES' HALL OF FAME




GEORGE "Punch" IMLACH
General Manager / 1970-79



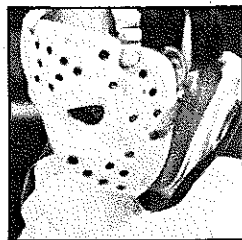
FRED HUNT
Assistant General Manager / 1970-77



FRANK CHRISTIE
Trainer / 1947-Present



TIM HORTON
Defenseman / 1972-74



ROGER CROZIER
Goaltender / 1970-75

WHAT DID THEY WEAR?

- o, Bill Hajt, Mike Ramsey
- eault, Phil Housley
- ramsey
- me: John Van Boxmeer,
- me: Danny Gare, Bill Hajt
- eault, Danny Gare, Jim
- Schoenfeld
- eault, Richard Martin
- Desjardins, Gil Perreault,
- tin, Jerry Korab, Craig
- Richard Martin
Martin, Rene Robert, Gil
- den, Gil Perreault
- ert
Martin, Gil Perreault
- 1 **J. Cloutier** (84-85, 82-83); Edwards (81-82, 80-81, 79-80, 78-79, 77-78); Crozier (75-76, 74-75, 73-74, 72-73, 71-72, 70-71) (73-74, 72-73); Watson (71-72, 70-71)
- 2 **Horton** (84-85, 83-84, 82-83); Dunn (81-82, 80-81, 79-80); Stewart (78-79, 77-78); McIntosh (75-76, 74-75); Guevremont (74-75); Robitaille (74-75, 73-74, 72-73, 71-72); Pratt (70-71)
- 3 **Virta** (84-85, 83-84, 82-83); Dunn (81-82, 80-81, 79-80); Stewart (78-79, 77-78); McIntosh (75-76, 74-75); Guevremont (74-75); Robitaille (74-75, 73-74, 72-73, 71-72); Pratt (70-71)
- 4 **Korab** (84-85, 79-80, 78-79, 77-78, 76-77, 75-76, 74-75, 73-74); Jutila (84-85); Renaud (83-84); VanBoxmeer (82-83, 81-82, 80-81); Pratt (73-74, 72-73, 71-72); McMahon (70-71)
- 5 **Ramsey** (84-85, 83-84, 82-83, 81-82, 80-81); VanBoxmeer (79-80); Fogolin (78-79, 77-78, 76-77, 75-76, 74-75); Carriere (73-74); Hillman (72-73, 71-72); Barrie (71-72, 70-71)
- 6 **Housley** (84-85, 83-84, 82-83); Fischer (81-82); Schoenfeld (81-82, 80-81, 79-80, 78-79, 77-78, 76-77, 75-76, 74-75, 73-74, 72-73); Hamilton (71-72, 70-71)
- 7 **Tucker** (84-85, 83-84); McCourt (83-84, 82-83, 81-82); Cunneynworth (81-82); Martin (80-81, 79-80, 78-79, 77-78, 76-77, 75-76, 74-75, 73-74, 72-73, 71-72); Robert (72-73); Schmutz (70-71)
- 8 **Mongrain** (84-85); R. Cloutier (84-85, 83-84); McKegney (82-83, 81-82, 80-81, 79-80, 78-79); Lorentz (77-78, 76-77, 75-76, 74-75, 73-74, 72-73); R. Martin (71-72); Duff (71-72); Inglis (70-71)
- 9 **Hamel** (84-85, 83-84, 82-83, 81-82); Moller (81-82, 80-81); J.F. Sauve (80-81); Dudley (80-81, 79-80, 74-75); Richard (78-79, 76-77, 75-76); Gratton (74-75, 73-74, 72-73); R. Martin (72-73); Deadmarsh (72-73); Lawson (71-72); Fleming (70-71)
- 10 **Ramsay** (84-85, 83-84, 82-83, 81-82, 80-81, 79-80, 78-79, 77-78, 76-77, 75-76, 74-75, 73-74, 72-73); Goyette (71-72, 70-71)
- 11 **Perreault** (84-85, 83-84, 82-83, 81-82, 80-81, 79-80, 78-79, 77-78, 76-77, 75-76, 74-75, 73-74, 72-73, 71-72, 70-71)
- 12 **McKenna** (84-85, 83-84); Savard (82-83, 81-82, 80-81, 79-80, 78-79, 77-78, 76-77); McAdam (75-76); Mickey (74-75, 73-74, 72-73); Byers (71-72); Krake (70-71)
- 13 **Schoenfeld** (84-85)
- 14 **Moller** (84-85, 83-84, 82-83); Haworth (81-82, 80-81); Robert (78-79, 77-78, 76-77, 75-76, 74-75, 73-74, 72-73, 71-72); Gratton (72-73); Luce (71-72); Zaine (71-72); Wyrozub (70-71)
- 15 **Creighton** (84-85, 83-84); Langevin (83-84); Robertson (82-83); Lambert (81-82); McClanahan (80-81, 79-80); Boland (78-79); McAdam (78-79, 77-78, 76-77); Deziel (74-75); McSheffrey (74-75); Meehan (74-75, 73-74, 72-73, 71-72, 70-71)
- 16 **Seiling** (84-85, 83-84, 82-83, 81-82, 80-81, 79-80, 78-79, 77-78); D. Smith (76-77); McNab (75-76, 74-75); Lemieux (73-74); Wyrozub (72-73); Anderson (71-72, 70-71); Deadmarsh (71-72)
- 17 **Foligno** (84-85, 83-84, 82-83, 81-82); Hamel (81-82); Gould (79-80); Dudley (78-79, 74-75, 73-74, 72-73); D. Smith (78-79); Stanfield (77-78, 76-77, 75-76, 74-75); Richer (72-73); F. Smith (71-72, 70-71)
- 18 **Cyr** (84-85, 83-84, 82-83); Hamel (81-82); Gare (81-82, 80-81, 79-80, 78-79, 77-78, 76-77, 75-76, 74-75); Terbenche (73-74, 72-73); O'Shea (71-72, 70-71)
- 19 **(84-85) Halkids** Wiener (84-85, 83-84); McKenna (82-83); Eatough (81-82); Cunneynworth (81-82); D. Smith (81-82, 80-81, 79-80, 78-79, 77-78); Tidey (76-77); Titanic (75-76, 74-75); Stanfield (75-76); Atkinson (73-74, 72-73, 71-72, 70-71); Lacombe (70-71); Perry (70-71)
- 20 **Peterson** (84-85, 83-84, 82-83, 81-82); Suikkanen (81-82); Luce (80-81, 79-80, 78-79, 77-78, 76-77, 75-76, 74-75, 73-74, 72-73, 71-72)
- 21 **Verret** (84-85, 83-84); J.F. Sauve (82-83, 81-82, 80-81); Schultz (79-80, 78-79); Schock (77-78); Spencer (76-77, 75-76, 74-75, 73-74); Busniuk (73-74); Gould (73-74); Harris (72-73); Ball (71-72); Mickey (71-72); Keenan (71-72); Andrea (70-71); Lagace (70-71)
- 22 **Ruff** (84-85, 83-84, 82-83, 81-82, 80-81, 79-80); Guevremont (78-79, 77-78, 76-77, 75-76, 74-75); McNab (74-75); Rombough (73-74, 72-73); McKay (72-73, 71-72); Zaine (71-72); Marshall (70-71)
- 23 **Orlando** (84-85); Suikkanen (82-83); Fischer (82-83); Virta (81-82); McKenna (81-82); Hess (81-82, 80-81); Cunneynworth (80-81); Ramsey (79-80); Breitenbach (78-79, 76-77, 75-76); Carriere (77-78, 74-75, 73-74, 72-73); Norris (73-74); Shack (71-72, 70-71); Gould (71-72); Robert (71-72); Terbenche (70-71)
- 24 **Hajt** (84-85, 83-84, 82-83, 81-82, 80-81, 79-80, 78-79, 77-78, 76-77, 75-76, 74-75, 73-74); Bromley (73-74); McNab (73-74); Wyrozub (73-74); Gould (72-73); Busniuk (72-73); Evans (71-72); McKay (71-72); Talbot (70-71); Deadmarsh (70-71)
- 25 **Andreychuk** (84-85, 83-84); Davis (82-83); Gillis (82-83); Mongrain (81-82, 80-81, 79-80); T. Martin (78-79, 77-78, 76-77, 75-76); Ramsey (71-72); Myers (70-71); Perry (70-71)
- 26 **Maloney** (84-85); Patrick (84-85, 83-84, 82-83, 81-82, 80-81); James (81-82); Breitenbach (78-79); Tidey (77-78, 76-77); D. Smith (75-76); Wyrozub (71-72); Keenan (71-72, 70-71)
- 27 **Playfair** (84-85, 83-84, 82-83, 81-82, 80-81, 79-80, 78-79); Kowal (77-78, 76-77); Regan (73-74)
- 28 **B. Sauve** (84-85, 83-84, 82-83, 81-82, 80-81, 79-80, 78-79, 77-78, 76-77, 75-76); Fischer (81-82); Walsh (81-82); Bromley (73-74, 72-73); Farr (73-74, 72-73); Dryden (71-72, 70-71); Ball (70-71)
- 29 **Davis** (84-85, 83-84); Andreychuk (82-83); J. Cloutier (81-82); James (81-82); Moller (80-81); Dunn (78-79, 77-78); Edwards (76-77); Bromley (75-76, 74-75, 73-74)
- 30 **Barrasso** (84-85, 83-84); Harrison (81-82); Paavola (81-82); James (81-82); Ireland (78-79); Desjardins (77-78, 76-77, 75-76, 74-75); Farr (74-75); Dryden (73-74, 72-73, 71-72, 70-71); Daley (70-71)
- 31 **Fenyves** (84-85, 83-84, 82-83); Weaver (78-79); A. Smith (76-77, 75-76)
- 32 **Mongrain** (83-84); McAdam (82-83); W. Ramsey (77-78)
- 33 **Myre** (82-83)
- 35 **Craig** (84-85)
- 44 **Korab** (83-84)

SABRES' CAPTAINS

Gil Perreault (84-85, 83-84, 82-83, 81-82)
 Danny Gare (81-82, 80-81, 79-80, 78-79, 77-78)
 Jim Schoenfeld (76-77, 75-76, 74-75)
 Gerry Meehan (73-74, 72-73, 71-72)
 Floyd Smith (70-71)

3	44	London
3	53	St. Catharines
4	71	Calgary
5	89	Kitchener
6	107	Regina
7	125	Ottawa
8	143	Lethbridge
9	159	Oshawa
10	174	Notre Dame

4	74	Kirkland Lake Intermediates
5	94	Regina
6	114	Windsor
7	134	Finland
8	154	Redford (Mich.) Royals
9	174	Sault Ste. Marie
10	194	Kamloops
11	214	West Germany

12	234	Shawinigan
12	235	Northwood Prep H.S.
1	6	South St. Paul H.S.
1	9	Victoria
1	16	Oshawa
2	26	North St. Paul H.S.
2	30	Pitea (Sweden)
4	68	Tappara (Finland)
4	79	Providence College
4	100	West Island
5	111	Mariner H.S.
6	121	Almtuna (Sweden)
7	142	Niagara Falls
8	163	Three Rivers
9	184	Cornwall
10	205	Billings
11	226	Cocquet H.S.
1	17	Czechoslovakia
2	38	TPS (Finland)
3	59	Kingston
3	60	Calgary
4	80	Cornwall
4	83	Timra (Sweden)
5	101	TPS (Finland)
6	122	Ottawa
7	143	TPS (Finland)
8	164	Providence College
9	185	Niagara Falls
10	206	Prince Albert
1	20	Brandon
2	41	Lethbridge
3	56	Shebrooke
3	62	Jefferson H.S.
4	83	Peterborough
5	104	Sault Ste. Marie
6	125	Sorel
7	146	TPS (Finland)
8	167	Ottawa
9	188	Peterborough
10	209	Irondele H.S.

1	11	Oshawa
2	29	Calgary
3	47	Sorel
4	65	Peterborough
5	83	St. Catharines
6	101	Brown University
7	119	Laval
8	136	Quebec
9	153	Hamilton
10	168	Ottawa
11	183	Tokyo
12	196	Cornwall
1	12	Studbury
2	28	Quebec
3	44	Quebec
4	60	Quebec
5	76	Peterborough
6	92	Peterborough
7	108	Univ. of Denver
8	124	Univ. of Vermont
1	5	Niagara Falls
2	25	Loyola Univ. (Montreal)
3	37	Calgary
4	53	Sorel
5	69	Oshawa
6	85	Univ. of Denver
1	5	Montreal
2	19	Peterborough
3	33	Saskatoon
4	47	Three Rivers
5	61	Clarksburg
6	75	Quebec
1	1	Montreal
2	15	Brandon
3	29	Toronto
4	43	Edmonton
5	57	Shawinigan
6	71	Niagara Falls
7	84	Boston Univ.
8	97	St. Catharines
9	107	Drummondville

1974	Fogolin, Lee
	Gare, Danny
	Deziel, Michel
	McIntosh, Paul
	Laliviere, Gary
	Given, David
	Horeau, Bernard
	Constantin, Charles
	Jodzko, Rick
	Smith, Derek
	Tsujimoto, Taro
	Geoffrion, Bob
	Titanic, Morris
	Landry, Jean
	Deschamps, Andre
	Dupuis, Yvon
	Smulders, Bob
	Korzack, Neil
	Young, Bob
	O'Connell, Tim
	Schoenfeld, Jim
	Carriers, Larry
	McMasters, Jim
	Campeau, Richard
	Gratton, Gilles
	McNab, Peter
	Martin, Richard
	Ramsay, Craig
	Faib, Bill
	Richer, Robert
	Warr, Steve
	Duguay, Pierre
	Perreault, Gil
	Deadmarsh, Butch
	Cudde, Steve
	Wyrozub, Randy
	Monton, Mike
	Kesler, Tim
	Regan, Tim
	Rombrough, Doug
	Nadeau, Luc

1972	Hamelin, Marc
	Salfi, Kermit
	Housley, Phil
	Cyr, Paul
	Andrychuk, Dave
	Anderson, Mike
	Johansson, Jens
	Jutila, Timo
	Hamilton, Jeff
	Logan, Bob
	Parker, Jeff
	Gustavsson, Jacob
	Bishop, Alan
	Vernet, Claude
	Norman, Rob
	Craig, Mike
	Plankers, Jim
	Dudacek, Jiri
	Virta, Hannu
	Aldred, Jim
	Chastolin, Colin
	Eatough, Jeff
	Wikberg, Anders
	Ehvola, Mauri
	Butrac, Ali
	Leime, Heikki
	Orlando, Gates
	Sebek, Venci
	Harper, Warren
	Patrick, Steve
	Moller, Mike
	McKenra, Sean
	North, Jay
	Wiemer, Jim
	Rueter, Dirk
	Naud, Daniel
	Paxiola, Jari
	Cunneyworth, Randy
	Beckon, Dave
	Bader, John

1970	1974	1972	1971	1970
------	------	------	------	------

McKinnon, Brian	5-11	183	10/4/64	10tho, Ontario	62	6	8	14	16
Moller, Mike	6-0	190	6/16/61	Calgary, Alberta	78	19	48	67	27
Nolan, Ted	6-0	185	4/7/58	Sault Ste. Marie, Ont.	66	28	34	62	152
Oriando, Gates	5-8	175	11/16/62	Montreal, Quebec	60	29	36	65	68
Perrault, Gilbert	6-0	200	11/13/50	Victoriaville, Quebec	78	30	53	83	42
Peterson, Brent	6-0	190	2/15/58	Calgary, Alberta	74	12	22	34	47
Priestlay, Ken	5-10	172	8/24/67	Victoria Jrs.	50	25	37	62	48
Ruff, Lindy	6-2	190	2/17/60	Buffalo	39	13	11	24	45

Selling, Ric	6-1	180	12/15/57	Elmira, Ontario	73	16	15	31	86
Sheppard, Ray	5-11	174	5/27/66	Pembroke, Ontario	49	25	33	58	51
Trapp, Doug	6-0	182	1/28/65	Balcarres, Sask.	72	48	60	108	81
Tucker, John	6-0	185	9/29/64	Windsor, Ontario	64	22	27	49	21
Verret, Claude	5-9	165	4/20/63	Lachine, Quebec	79	40	53	93	12

DEFENSEMEN:

Baumgartner, Ken	6-1	199	3/11/66	Flin Flon, Manitoba	60	3	9	12	252
Dunn, Richie	6-0	195	5/12/57	Boston, Massachusetts	76	10	43	53	45
Dykstra, Steve	6-2	190	2/3/62	Edmonton, Alberta	66	10	30	40	149
Fenyes, Dave	5-11	190	4/29/60	Dunnville, Ontario	60	1	8	9	27
Ferner, Mark	6-0	170	9/5/65	Regina, Sask.	69	15	39	54	91
Gasseau, James	6-2	201	5/4/66	Carleton, Quebec	64	8	43	51	158
Hajt, Bill	6-3	205	1/18/51	Radisson, Sask.	57	5	13	18	14
Hofford, James	6-0	188	10/4/64	Sudbury, Ontario	70	2	13	15	166
Hoover, Tim	5-10	165	1/9/65	North Bay, Ontario	49	6	28	34	29
Housley, Phil	5-10	180	3/9/64	St. Paul, Minnesota	73	16	53	69	28
Johansson, Calle	5-11	198	2/14/67	Goteborg, Sweden	36	14	15	29	20
Leime, Heikki	6-1	195	5/7/62	Turku, Finland	76	4	18	22	30
Matikainen, Petri	6-0	185	1/7/67	Savonlinna, Finland	24	0	4	4	34
Meyer, Jayson	5-10	184	2/21/65	Regina, Sask.	63	20	51	71	67
Moylan, Dave	6-1	199	8/13/67	Tillsonburg, Ontario	66	1	15	16	108
Playfair, Larry	6-4	215	6/23/58	Fort St. James, B.C.	72	3	14	17	157
Ramsey, Mike	6-3	190	12/3/60	Minneapolis, Minnesota	79	8	22	30	102
Reekie, Joe	6-3	195	2/22/65	Pelawawa, Ontario	65	19	63	82	134
Rueter, Dirk	5-11	195	4/18/62	Toronto, Ontario	54	4	10	14	98
Virta, Hannu	6-0	180	3/22/63	Turku, Finland	51	1	23	24	16

GOALTENDERS:

Barrasso, Tom	6-3	195	3/31/65	Boston, Mass.	54	3248	144	5	2.66
Cloutier, Jacques	5-7	155	1/3/60	Noranda, Quebec	15	868	40	0	2.76
Craig, Mike	6-0	165	1/1/62	Calgary, Alberta	37	1917	116	0	3.63
McNamara, Bob	5-10	160	8/6/61	Toronto, Ontario	12	561	53	0	5.87
Puppa, Daren	6-3	195	3/23/65	Kirkland Lake, Ontario	32	1830	78	0	2.56
Sauve, Bob	5-8	165	6/17/55	Ste. Genevieve, Quebec	27	1564	84	0	3.22
Wakuluk, Darcy	5-11	181	3/14/66	Pincher Creek, Alta.	54	3094	244	0	4.73


pts: Right
Amateur Club:
awa Generals

had 31 in 1984-85
collarbone . . . miss-
power play goals . . .
play . . . scored 12 se-
Los Angeles (2-1=3)
goals vs. Philadelphia
Calgary on Oct. 28
(Winnington).

. . . joined Sabres in
ed player in 1981-82
became fourth player
Martin, Perreault, Gare
ative seasons . . . had
within 12:37 of third
to come-from-behind
Player of Week with
games from Feb. 8
tsburgh, 2/17/84 vs.

ason . . . Dave splits

1982 vs. Quebec . . .
his 100th NHL goal,



PLAYOFFS

G	A	PTS	PIM
1	0	1	4
0	1	1	2
4	3	7	4
5	4	9	10

	1984-85				CAREER			
	GP	G	A	PTS	GP	G	A	PTS
Boston	4	3	1	4	17	8	11	19
Cal/Atl	3	1	4	5	9	1	8	9
Chicago	3	1	1	2	8	1	3	4
Detroit	3	1	1	2	7	2	3	5
Edmonton	3	1	1	2	6	3	1	4
Hartford	6	3	4	7	17	9	12	21
Los Angeles	2	2	1	3	7	3	2	5
Minnesota	3	0	6	6	8	3	6	9
Montreal	6	2	2	4	19	9	6	15
NJ/Col/RC	3	2	1	3	9	7	6	13
NY Islanders	3	2	1	3	7	4	1	5
NY Rangers	2	0	1	1	5	1	1	2
Philadelphia	3	3	0	3	7	7	5	12
Pittsburgh	2	0	2	2	6	1	8	9
Quebec	5	3	1	4	17	8	3	11
St. Louis	3	2	0	2	8	7	3	10
Toronto	2	2	1	3	8	2	5	7
Vancouver	2	0	1	1	6	0	4	4
Washington	3	2	1	3	7	6	2	8
Winnipeg	3	1	0	1	9	1	5	6

... finished second
 ... was named to NHL's
 ... his rookie season ...
 ... had back-to-back
 ... streak of 169:48 (Dec.
 ... goals against average
 ... were two more than
 ... for penalty minutes
 ... 1985 NHL All-Star game
 ... at home, 11-11-6 on
 ... 14 consecutive games
 ... became first goaltender
 ... in 10 ... missed last

... finished second
 ... was named to NHL's
 ... his rookie season ...
 ... had back-to-back
 ... streak of 169:48 (Dec.
 ... goals against average
 ... were two more than
 ... for penalty minutes
 ... 1985 NHL All-Star game
 ... at home, 11-11-6 on
 ... 14 consecutive games
 ... became first goaltender
 ... in 10 ... missed last

... zina Trophies in same
 ... sixth player in NHL
 ... season ... NHL All-
 ... member of Team
 ... 1984 ... Booster Club's
 ... rookie season ... no
 ... of Week Jan. 15, 1984
 ... is the summer months
 ... as a 1979 Porsche.
 ... earned his first NHL



PLAYOFFS			
MINS	GA	SO	AVG.
139	8	0	3.45
300	22	0	4.40
439	30	0	4.10

	1984-85						CAREER					
	GP	MINS	GA	SO	W-L-T	AVG.	GP	MINS	GA	SO	W-L-T	AVG.
Boston	7	426	17	1	4-2-1	2.14	12	725	37	1	6-5-1	3.06
Calgary	2	120	2	0	2-0-0	1.00	4	240	6	0	4-0-0	1.50
Chicago	1	60	3	0	1-0-0	3.00	3	177	9	0	2-1-0	3.05
Detroit	2	124	8	0	0-1-1	3.87	4	249	11	0	1-1-2	2.65
Edmonton	3	185	15	0	0-2-1	4.86	4	245	19	0	0-3-1	4.85
Hartford	5	310	10	1	3-0-2	1.93	11	669	27	1	6-3-2	2.42
Los Angeles	3	176	11	0	0-2-1	3.75	6	361	17	1	2-2-2	2.82
Minnesota	2	80	4	0	1-0-0	3.00	2	80	4	0	1-0-0	3.00
Montreal	4	248	11	0	1-2-1	2.27	8	528	22	0	5-2-1	2.50
New Jersey	2	120	5	0	2-0-0	2.50	4	240	10	1	4-0-0	2.50
NY Islanders	2	120	6	0	1-1-0	3.00	2	120	6	0	1-1-0	3.00
NY Rangers	1	65	2	0	0-0-1	1.84	3	189	8	0	0-1-2	2.54
Pittsburgh	3	185	5	0	2-0-1	1.62	4	245	6	0	3-0-1	1.47
Philadelphia	2	119	6	0	1-1-0	3.02	4	239	13	0	3-1-0	3.26
Quebec	7	425	22	0	3-3-1	3.28	10	603	35	0	3-6-1	3.48
St. Louis	2	120	5	0	1-1-0	2.50	3	121	5	0	1-1-0	2.48
Toronto	2	123	4	1	1-1-0	1.95	4	243	7	1	3-1-0	1.72
Vancouver	—	—	—	—	—	—	0	00	0	0	0-0-0	—
Washington	2	120	3	1	1-1-0	1.50	4	240	7	1	3-1-0	1.75
Winnipeg	2	120	5	1	1-1-0	2.50	4	240	12	1	3-1-0	3.00

ots: Left
Amateur Club:
Victoria Cougars
)


... Sabres acquired
pick in 1982, first and
second round pick

... both single season
'6-6 = 12) ... had just
multiple-point games ...
... missed first three
s (Dec. 9 to Dec. 19)
... ee games vs. Calgary,
... n. 30 to Feb. 9.

... had 52 goals in final
1982-83 World Junior
... recorded hat trick on
... come-from-behind win
... possesses one of

... s to British Columbia

... 1982 vs. Quebec ...



PLAYOFFS			
G	A	PTS	PIM
1	3	4	6
0	1	1	0
2	2	4	15
3	6	9	21


	1984-85				CAREER			PTS
	GP	G	A	PTS	GP	G	A	
Boston	8	3	2	5	21	9	5	14
Cal/Atl	3	3	5	8	7	4	6	10
Chicago	3	2	1	3	7	3	1	4
Detroit	2	1	0	1	7	1	0	1
Edmonton	3	1	1	2	8	3	3	6
Hartford	7	2	1	3	18	6	5	11
Los Angeles	2	1	1	2	5	1	4	5
Minnesota	2	0	0	0	6	0	2	2
Montreal	7	0	3	3	16	2	9	11
NJ/Col/KC	3	0	1	1	8	3	2	5
NY Islanders	2	1	1	2	4	1	2	3
NY Rangers	3	1	1	2	6	1	1	2
Philadelphia	3	1	1	2	8	3	3	6
Pittsburgh	3	2	1	3	7	4	2	6
Quebec	7	1	1	2	18	3	3	6
St. Louis	3	0	3	3	7	2	6	8
Toronto	2	1	0	1	6	3	3	6
Vancouver	3	2	1	3	6	3	3	6
Washington	2	0	0	0	6	1	3	4
Winnipeg	3	0	0	0	7	0	0	0

Height: 5'11"
 Weight: 180
 Shoots: Right

Three of Buffalo's game
 4-3 win over Montreal
 Sabres' first 16 games
 vs. Montreal . . . had
 led Sabres with three
 had career highs with

goals in 11 NHL games
 MVP along with Garry
 Ham All-Star in 1983-84
 shot.

enters 1985-86 season



PLAYOFFS			
G	A	PTS	PIM
2	0	2	4
2	2	4	19
6	4	10	9
2	3	5	2
1	0	1	0
0	0	0	0
6	9	15	33
1	0	1	0


	1984-85				CAREER (WITH BUFFALO)			
	GP	G	A	PTS	GP	G	A	PTS
Boston	4	1	1	2	9	2	3	5
Cal/Atl	1	1	0	1	3	2	0	2
Chicago	2	1	1	2	2	1	1	2
Detroit	2	1	1	2	4	2	2	4
Edmonton	1	0	0	0	3	1	0	1
Hartford	6	3	0	3	9	5	3	8
Los Angeles	2	0	1	1	3	0	1	1
Minnesota	3	4	3	7	5	4	3	7
Montreal	5	3	0	3	7	3	0	3
NJ/Col/KC	1	1	0	1	5	2	2	4
NY Islanders	2	0	0	0	2	0	0	0
NY Rangers	1	0	0	0	1	0	0	0
Philadelphia	2	0	1	1	3	0	3	3
Pittsburgh	2	0	0	0	4	2	2	4
Quebec	5	1	0	1	7	2	1	3
St. Louis	1	0	0	0	3	0	0	0
Toronto	1	0	0	0	2	0	0	0
Vancouver	1	1	0	1	3	1	-0	1
Washington	3	0	1	1	4	0	1	1
Winnipeg	2	0	0	0	3	0	0	0

pts: Left
Amateur Club:
Rochester
s (Jrs.)

season on Nov. 3 ...
goal in his 80th NHL
Tim Horton Memorial
home and 0-3=3 on
o seasons combined
s.

or hockey ... steady
well ... led Rochester


r off-season in Dunn-
ght of career ... has
ra ... went to school
oys woodworking,
s the 1985-86 season



PLAYOFFS			
G	A	PTS	PIM
0	1	1	4
0	0	0	0
0	0	0	7
1	4	5	22
0	0	0	2
0	0	0	9

	1984-85				CAREER			
	GP	G	A	PTS	GP	G	A	PTS
Boston	8	0	1	1	12	0	2	2
Cal/Atl	—	—	—	—	3	0	1	1
Chicago	3	1	0	1	4	1	0	1
Detroit	1	0	1	1	4	0	3	3
Edmonton	3	0	1	1	5	0	1	1
Hartford	6	0	1	1	8	0	2	2
Los Angeles	3	0	0	0	4	0	0	0
Minnesota	1	0	0	0	2	0	0	0
Montreal	6	0	1	1	8	0	2	2
N.J.Co/KC	2	0	0	0	5	0	2	2
NY Islanders	3	0	0	0	3	0	0	0
NY Rangers	2	0	1	1	2	0	1	1
Philadelphia	2	0	0	0	4	0	1	1
Pittsburgh	3	0	1	1	5	0	3	3
Quebec	6	0	1	1	7	0	1	1
St. Louis	1	0	0	0	3	0	1	1
Toronto	2	0	0	0	3	0	0	0
Vancouver	2	0	0	0	4	0	0	0
Washington	3	0	0	0	4	0	0	0
Winnipeg	3	0	0	0	4	0	0	0

Mike Foligno 17



Right Wing
Born:
 Sudbury, Ont.
 Jan. 29, 1959
 Height: 6'2"
 Weight: 195

Shoots: Right
 Last Amateur Club
 Sudbury Wolves
 (Jrs.)


How Acquired — Traded to Buffalo along with Dale McCourt and Brent Peterson for Danny Gare, Derek Smith and Jim Schoenfeld on Dec. 2, 1981 . . . Chosen by Detroit in first round, third overall, in 1979.

1984-85 — Started slowly, picking up eight points (5-3=8) in first 20 games, but finished with 22-26=48 in last 60 games . . . established club records with goals in eight straight games (Dec. 28 to Jan. 12) and for penalty minutes in a season by a right winger with 154 . . . had 14 multiple-point games . . . had 17-17=34 at home, 10-12=22 on road . . . had 16-12=28 in first half of season and 11-17=28 in second half . . . had a hat trick vs. Quebec on Oct. 19, 1984 . . . tied for team lead with five game winning goals, including two vs. Quebec in one-goal wins (5-4 on Oct. 19 and 3-2 on Jan. 27) . . . had six goals vs. Quebec to lead team in goals and points . . . tied for team scoring lead vs. Detroit with 3-1=4 . . . led team in scoring vs. New Jersey (3-2=5) and NY Islanders (3-2=5) . . . had points in 11 straight games (Dec. 26 to Jan. 16) . . . had 2-1=3 vs. NJ (Dec. 31) and vs. Philadelphia (Feb. 2) . . . had 1-2=3 vs. Calgary (Feb. 3) . . . missed three games with head and shoulder injuries suffered vs. Montreal on Dec. 1.

Career — joined Red Wings after leading OHL in scoring in 1978-79 with 65 goals, 85 assists and 150 points . . . OHL MVP in 1978-79 . . . runner-up to Ray Bourque for NHL Rookie of Year award in 1979-80 . . . received the Buffalo News Seventh Player Award in 1982-83 . . . won Emery Edge Plus/Minus team award in 1983-84 . . . won Frank Eddolls Memorial Award in 1984-85 . . . has six career hat tricks . . . has topped 30-goal mark three times in six NHL seasons . . . has one overtime goal (3/11/84 vs. Hartford).

Personal — Married . . . Wife's name is Janis . . . couple has one daughter, Cara . . . They own a home in Amherst and spend part of off-season here . . . Mike recently became part owner of a physical fitness institute in his hometown of Sudbury, Ontario .

Milestones — Scored his first NHL goal on Oct. 13, 1979 at Edmonton . . . scored his 100th NHL goal Oct. 26, 1982 at Montreal . . . enters 1985-86 season 22 goals from his 200th NHL goal and 23 points from his 400th NHL point . . . his first assist in 1985-86 will be his 200th NHL assist.



PROFESSIONAL RECORD

Season	Club	League	REGULAR SEASON				PLAYOFFS					
			GP	G	A	PTS	PIM	GP	G	A	PTS	PIM
1979-80	Detroit	NHL	80	36	35	71	109	—	—	—	—	—
1980-81	Detroit	NHL	80	28	35	63	210	—	—	—	—	—
1981-82	Detroit	NHL	26	13	13	26	28	—	—	—	—	—
1982-83	Buffalo	NHL	56	20	31	51	149	4	2	0	2	9
1982-83	Buffalo	NHL	66	22	25	47	135	10	2	3	5	39
1983-84	Buffalo	NHL	70	32	31	63	151	3	2	1	3	19
1984-85	Buffalo	NHL	77	27	29	56	154	5	1	3	4	12
	NHL Totals		455	178	199	377	936	22	7	7	14	79

1984-85

	GP	G	A	PTS	CAREER (WITH BUFFALO)			
					GP	G	A	PTS
Boston	6	2	1	3	25	6	11	17
Cal/Atl	3	1	3	4	10	6	5	11
Chicago	3	1	1	2	11	3	2	5
Detroit	3	3	1	4	11	6	5	11
Edmonton	3	0	2	2	11	2	5	7
Hartford	8	2	4	6	27	12	12	24
Los Angeles	3	0	0	0	11	3	3	6
Minnesota	3	0	1	1	9	2	5	7
Montreal	8	2	4	6	29	12	17	29
NJ/Col/KC	3	3	2	5	9	12	4	16
NY Islanders	3	3	2	5	9	3	4	7
NY Rangers	3	0	1	1	10	3	3	6
Philadelphia	3	2	1	3	10	6	7	13
Pittsburgh	3	1	1	2	10	3	6	9
Quebec	7	6	0	6	29	7	12	19
St. Louis	3	0	0	0	10	2	2	4
Toronto	3	0	1	1	9	3	4	7
Vancouver	3	0	1	1	9	3	4	7
Washington	3	0	1	1	10	2	2	4
Winnipeg	3	1	2	3	10	5	3	8

oots: Left
st Amateur Club
skatoon
ades (Jrs.)

l shoulder suffered Feb.
Sabres were 7-11-2 with
cause of shoulder injury
at home and 2-3=5 on
tsburgh with 2-2=4, in-
on Oct. 19 . . . had four
d points in four straight
x regular season games
ad a goal in game three

(1985) but forced to miss
Horton Memorial Award
700 games in a Buffalo
-85, most he has scored
second best total of his
ined club . . . has played
st 14 penalty minutes in
5 was his second career

ren, including daughter
months . . . other children
-wise, from a commerce
atest thrills.

. enters 1985-86 season
IL assist.



PLAYOFFS			
G	A	PTS	PIM
—	—	—	—
0	4	4	4
—	—	—	—
0	1	1	13
0	1	1	4
0	0	0	2
—	—	—	—
0	5	5	4
0	2	2	17
0	0	0	4
0	0	0	0
1	3	4	6
2	16	18	70


	1984-85				CAREER			
	GP	G	A	PTS	GP	G	A	PTS
Boston	7	1	3	4	62	4	14	18
Cal/Atl	3	0	0	0	36	6	6	12
Chicago	2	0	0	0	29	1	0	1
Detroit	3	0	0	0	42	1	11	12
Edmonton	0	0	0	0	15	1	2	3
Hartford	6	0	0	0	35	1	4	5
Los Angeles	1	1	0	1	31	2	10	12
Minnesota	3	0	1	1	36	3	6	9
Montreal	5	0	0	0	54	2	14	16
NJ/Cal/KC	2	0	2	2	35	2	12	14
NY Islanders	2	0	1	1	37	1	4	5
NY Rangers	2	0	0	0	38	0	13	13
Philadelphia	3	0	0	0	37	1	5	6
Pittsburgh	2	2	2	4	42	4	17	21
Quebec	7	0	3	3	32	1	9	10
St. Louis	1	0	0	0	37	1	5	6
Toronto	3	0	1	1	46	4	15	19
Vancouver	1	0	0	0	37	1	8	9
Washington	2	1	0	1	37	3	14	17
Winnipeg	2	0	0	0	17	0	4	4
Others					24	2	11	13

shots: Left
 East Amateur Club
 Chicoutimi
 Saguenéens (Jrs.)

... had career high 30
 5=27 at home, 6-15=21
 11=16 on power play ...
 vs. Boston and one vs.
 three consecutive games
).
 has topped 40-point mark
 1978-79 and second team
 als in 80 games in 1979-80
 as also played center ...

... during season but return
 children (3 older brothers,
 ... ended by eye injury ...
 ... lists Bobby Orr as his idol

... enters 1985-86 season



PLAYOFFS			
G	A	PTS	PIM
0	1	1	4
2	2	4	2
0	0	0	0
2	5	7	8


	1984-85				CAREER			
	GP	G	A	PTS	GP	G	A	PTS
Boston	8	2	4	6	31	4	9	13
CalifAI	3	2	1	3	13	7	4	11
Chicago	3	0	2	2	12	1	6	7
Detroit	3	2	2	4	9	3	4	7
Edmonton	3	1	0	1	11	1	3	4
Hartford	8	3	0	3	25	8	5	13
Los Angeles	3	0	0	0	13	2	2	4
Minnesota	3	0	2	2	13	0	3	3
Montreal	8	1	2	3	26	5	6	11
NJCol/KC	3	0	2	2	13	6	6	12
NY Islanders	3	0	1	1	11	3	2	5
NY Rangers	3	1	0	1	14	5	5	10
Philadelphia	3	0	2	2	10	2	4	6
Pittsburgh	3	1	0	1	10	5	6	11
Quebec	8	2	4	6	25	4	9	13
St. Louis	3	1	1	2	12	1	2	3
Toronto	3	1	3	4	10	3	4	7
Vancouver	3	0	1	1	12	7	4	11
Washington	3	0	3	3	7	0	4	4
Winnipeg	3	1	0	1	11	6	1	7

shoots: Left
 East Amateur Club
 South St. Paul
 High School

... Sabres acquired sixth
 ... third straight season ...
 ... in games (3-8=11) ... had
 ... and 18 multiple-point games
 ... had 3-26=29 on power play
 ... had six assists in three
 ... had 2-1=3 in 3-2 win over
 ... missed four games
 ... in games (Dec. 28 to Jan.
 ... of last two playoff games

... member of Team USA
 ... 1984 Canada Cup ... played
 ... in history to score 30 goals
 ... 1984, breaking Bobby Orr's
 ... points (77) in single season
 ... L Rookie of Year balloting
 ... in NHL history by a rookie
 ... in his rookie season ... win-
 ... ded his first NHL hat trick
 ... (Phil.).

... Locke ... The Housleys live
 ... er months ... lists skiing,
 ... nton.



GP	PLAYOFFS			
	G	A	PTS	PIM
10	3	4	7	2
3	0	0	0	6
5	3	2	5	2
16	6	6	12	10

	1984-85				CAREER			
	GP	G	A	PTS	GP	G	A	PTS
Boston	6	1	4	5	21	6	10	16
Cal/AlI	3	0	6	6	9	2	11	13
Chicago	3	2	2	4	9	6	5	11
Detroit	2	0	2	2	7	2	4	6
Edmonton	3	1	3	4	9	4	8	12
Hartford	7	1	7	8	22	3	20	23
Los Angeles	3	0	0	0	8	2	4	6
Minnesota	3	1	4	5	9	2	4	6
Montreal	7	1	3	4	22	5	12	17
NJ/Cal/KC	3	1	3	4	9	3	10	13
NY Islanders	3	1	3	4	9	2	6	8
NY Rangers	3	2	1	3	9	4	6	10
Philadelphia	3	0	1	1	9	3	3	6
Pittsburgh	3	0	2	2	9	3	5	8
Quebec	7	1	3	4	22	5	11	16
St. Louis	3	0	1	1	8	1	4	5
Toronto	2	2	2	4	8	2	7	9
Vancouver	3	0	3	3	8	1	4	5
Washington	3	1	1	2	9	3	4	7
Winnipeg	3	1	2	3	9	7	8	15


Boots: Right
 St. Amateur Club
 Brooklee
 avers (Jrs.)

oints ... reached 20-goal
 goals and three assists
 including five multiple-goal
 last 56 ... had 6-10=16
 ... was Sabres' leading
 1984 in Buffalo ... led
 goal against Winnipeg
 had two goals in 4-3 win
 13 at Vancouver, 15 at

er right wing in 1982 in
 ble player ... establish-
 ... member of 1982-83
 goal games in last two
 ls on the road (14 of 20

mer months in Asbestos,

enters 1985-86 season
 100th NHL point.



PLAYOFFS			
G	A	PTS	PIM
14	8	22	18
1	0	1	2
1	1	2	2

	1984-85				CAREER			
	GP	G	A	PTS	GP	G	A	PTS
Boston	8	5	2	7	21	6	4	10
Cal/Atl	3	1	1	2	7	3	2	5
Chicago	2	3	2	5	6	3	3	6
Detroit	2	0	0	0	6	0	0	0
Edmonton	3	1	0	1	7	2	0	2
Hartford	7	0	1	1	19	1	3	4
Los Angeles	3	0	1	1	7	0	2	2
Minnesota	2	1	0	1	6	1	1	2
Montreal	7	2	1	3	20	9	1	10
N.J./Col/KC	2	0	1	1	5	2	2	4
NY Islanders	2	2	0	2	7	2	1	3
NY Rangers	2	0	0	0	8	3	1	4
Philadelphia	2	0	1	1	8	4	2	6
Pittsburgh	3	0	1	1	7	1	1	2
Quebec	6	1	1	2	21	2	3	5
St. Louis	2	0	0	0	7	5	1	6
Toronto	2	1	3	4	7	1	5	6
Vancouver	3	1	0	1	9	1	1	2
Washington	1	0	1	1	6	1	1	2
Winnipeg	3	2	0	2	8	4	6	10



**more interest,
with Goldome.**

GOLDOME™
Member FDIC
Your financial home

Goldome, with assets of \$13 billion,
is the largest mutual savings bank
in the United States.

pts: Left
Amateur Club:
treat
adiens (Jrs.)

lected by Sabres.
-goal mark for 10th
at home, 11-23=34
NHL all-time scoring
ring 1984-85 season
season series scoring
er and Winnipeg . . .
Jan. 13).

Byng Trophy winner
(1976-77) . . . selected
NHL all-star game in
a in 1981 . . . named
layer in 1970-71 and
ns and overall scoring
ning goal in his first
ring leader with 103
enalty shots, scoring

rc.
NHL goal on Oct. 10,
3, 1974 vs. St. Louis
NHL point on Apr. 3,



PLAYOFFS			
G	A	PTS	PIM
—	—	—	—
3	7	10	2
6	9	15	10
4	4	8	4
1	8	9	4
3	2	5	0
1	0	1	2
10	11	21	6
2	10	12	2
0	7	7	0
0	7	7	8
—	—	—	—
3	5	8	4
33	70	103	44

	1984-85				CAREER			
	GP	G	A	PTS	GP	G	A	PTS
Boston	7	1	4	5	90	33	59	92
Cal/Atl	3	4	5	9	43	24	33	57
Chicago	3	2	1	3	60	19	39	58
Detroit	3	1	1	2	62	21	39	60
Edmonton	3	4	1	5	18	13	14	27
Hartford	8	2	6	8	36	15	22	37
Los Angeles	3	0	0	0	63	33	41	74
Minnesota	3	3	2	5	63	24	34	58
Montreal	8	2	5	7	72	22	51	73
NJ/Col/NC	3	0	3	3	36	10	29	39
NY Islanders	3	0	3	3	50	14	40	54
NY Rangers	3	2	1	3	58	29	35	64
Philadelphia	3	2	4	6	58	24	40	64
Pittsburgh	3	2	1	3	64	37	50	87
Quebec	7	1	3	4	38	12	21	33
St. Louis	3	0	1	1	59	26	37	63
Toronto	3	2	3	5	72	35	51	86
Vancouver	3	2	2	4	58	29	35	64
Washington	3	0	2	2	40	26	35	61
Winnipeg	3	0	5	5	15	7	24	31
Others					42	29	39	68


ight
 teur Club:
 Winter
 s.)

Danny Gare,
 12th overall,

scored nine
 game winn-
 16 on Brent's
 al at 4:37 of
 games against
 on Jan. 4 ...
 ber of Sabres'

ouchard and
 n of three full
 red 15 of his
 4) ... missed
 Oct. 15, 1980
 69 games in

, and Bradley,
 1, Oregon ...
 broadcasting
 e athlete out-



PTS	A	PTS	PIM
0	0	6	
0	1	12	
0	3	28	
1	1	4	
0	0	6	
3	5	50	


	1984-85				CAREER (WITH BUFFALO)			
	GP	G	A	PTS	GP	G	A	PTS
Boston	7	3	0	3	27	8	3	11
Cal/Atl	3	0	0	0	9	2	3	5
Chicago	2	0	2	2	8	0	3	3
Detroit	2	0	1	1	10	0	3	3
Edmonton	3	1	1	2	11	1	2	3
Hartford	7	1	7	8	26	6	11	17
Los Angeles	3	1	0	1	11	1	2	3
Minnesota	3	1	2	3	11	2	3	5
Montreal	8	0	2	2	29	7	4	11
N.J./Col/KC	3	1	1	2	9	2	4	6
NY Islanders	3	1	1	2	10	1	1	2
NY Rangers	3	0	0	0	9	0	1	1
Philadelphia	3	0	1	1	11	1	5	6
Pittsburgh	3	0	4	4	9	1	5	6
Quebec	6	2	0	2	26	6	3	9
St. Louis	3	0	0	0	9	1	1	2
Toronto	3	0	0	0	10	1	1	2
Vancouver	3	0	0	0	10	0	5	5
Washington	3	1	0	1	10	1	1	2
Winnipeg	3	0	0	0	10	2	2	4

Left
ateur Club:
Hawks

nts in 1982-83)
regular season
his lowest total
of season and
the game win-
ton on Jan. 30
bruised thigh.
e 1,000 penalty
bre ever to top
all-star in 1978
t of the 1981-82
suffered elbow
him to miss re-
the only Sabre
emen, only Bill
o uniform than
n when he was

land ... Larry's
y is very active
with children ...

1985-86 season
nt.



OFFS	A	PTS	PIM
2	2	29	
0	0	26	
0	0	22	
1	1	11	
0	0	0	
3	3	3	
6	6	97	

	1984-85				CAREER			
	GP	G	A	PTS	GP	G	A	PTS
Boston	7	2	2	4	41	4	4	8
Cal/Atl	3	0	2	2	22	1	6	7
Chicago	3	0	1	1	22	2	2	4
Detroit	3	0	3	3	20	1	7	8
Edmonton	3	0	1	1	19	2	2	4
Hartford	8	1	1	2	39	4	6	10
Los Angeles	3	0	0	0	21	0	2	2
Minnesota	3	0	0	0	22	1	2	3
Montreal	7	0	2	2	40	3	4	7
NJ/Col/RIC	3	0	0	0	20	0	2	2
NY Islanders	3	0	0	0	20	0	1	1
NY Rangers	2	0	0	0	19	1	4	5
Philadelphia	3	0	0	0	22	0	2	2
Pittsburgh	2	0	0	0	18	0	3	3
Quebec	6	0	1	1	34	1	6	7
St. Louis	3	0	1	1	21	0	4	4
Toronto	3	0	0	0	22	1	6	7
Vancouver	2	0	0	0	22	1	2	3
Washington	3	0	0	0	21	0	1	1
Winnipeg	2	0	0	0	19	1	4	5


Left
 Amateur Club:
 Olympic

or more games
 on power play
 o (Dec. 26) and
 ... won Emery
 oruary ... went
 (Dec. 8 to Jan.
 e (Nov. 30) due

34 Canada Cup
 as won Sabres'
 on Tim Horton
 able player and
 scored Sabres'
 fifth in all-star

e off-season ...

his NHL debut
 five goals in a




PPS	A	PTS	PIM
2	3	12	
3	3	20	
1	2	14	
4	8	15	
1	1	6	
1	1	23	
12	18	50	

	1984-85				CAREER			
	GP	G	A	PTS	GP	G	A	PTS
Boston	8	1	2	3	34	1	6	7
Cal/Ail	3	2	1	3	16	3	4	7
Chicago	3	0	1	1	15	2	2	4
Detroit	3	0	1	1	16	2	6	8
Edmonton	3	0	1	1	15	0	4	4
Hartford	8	0	2	2	33	4	11	15
Los Angeles	3	0	0	0	16	3	8	11
Minnesota	3	2	4	6	16	3	7	10
Montreal	7	0	2	2	36	2	8	10
N.J/Cal/KC	3	0	0	0	14	0	5	2
NY Islanders	3	0	2	2	17	1	2	6
NY Rangers	3	0	0	0	17	1	2	3
Philadelphia	3	0	0	0	14	3	3	6
Pittsburgh	3	1	0	1	17	3	10	13
Quebec	8	0	2	2	37	2	12	14
St. Louis	3	0	0	0	15	1	3	4
Toronto	3	1	2	3	16	2	7	9
Vancouver	3	1	1	2	16	1	6	7
Washington	3	0	1	1	16	0	8	8
Winnipeg	3	0	0	0	17	2	3	5

Lindy Ruff 22

Left Wing
Born:
 Edmonton,
 Alberta
 Feb. 17, 1960
 Height: 6'2"
 Weight: 195



Shoots: Left
Last Amateur Club:
 Lethbridge
 Broncos (Jrs.)


How Acquired — Second round pick, 32nd overall, in 1979.

1984-85 — missed 41 games due to shoulder injuries . . . suffered separated shoulder Oct. 26 vs. Detroit and missed next 10 games . . . returned to action Nov. 21 and played in six games before undergoing shoulder surgery in early December . . . missed next 31 games before returning to lineup on Feb. 16 . . . scored 12 goals in his final 25 regular season games . . . had first two goals in Sabres' 4-0 win at Washington on Mar. 2 . . . also had two goals vs. Chicago on Mar. 8 . . . had three assists vs. Quebec on Oct. 19 . . . had 6-6 = 12 at home, 7-5 = 12 on road . . . scored game winning goal in Hartford on Mar. 30 with just 3:39 to go to give Sabres a 2-1 win . . . had four points (1-3 = 4) in fifth game of Adams Division playoff series against Quebec despite playing less than half the game . . . suffered back injury in second period of game and did not return.

Career — has been used at left wing and defense since joining Sabres in 1979 . . . used primarily at left wing over past several seasons . . . won Fred T. Hunt Memorial Award (Rookie of the Year) in 1979-80 . . . Buffalo News Seventh Player award winner in 1983-84 . . . one of just two Sabres (Larry Playfair is other) to have accumulated more than 190 penalty minutes in a season . . . has reached double figures in goal-scoring department last four seasons . . . had never played fewer than 58 regular season games prior to 1984-85 . . . averages roughly a goal every six games during regular season but averages a goal every four games in playoffs . . . had a hat trick on Nov. 29, 1981 vs. NY Islanders . . . has missed 116 regular season games during six NHL seasons due to injuries . . . hard-nosed and aggressive winger . . . a team leader on and off the ice.

Personal — Lindy was married during the off-season (July 6) to the former Gaye Calder. The Ruffs live in Amherst . . . Lindy's younger brother Marty was a first round pick by St. Louis in 1981.

Milestones — Scored his first NHL goal in his first NHL game on Oct. 11, 1979 vs. Washington . . . enters 1985-86 season 9 points shy of his 200th NHL point and 36 games from his 400th NHL game.



PROFESSIONAL RECORD

Season	Club	League	REGULAR SEASON				PLAYOFFS					
			GP	G	A	PTS	PIM	GP	G	A	PTS	PIM
1979-80	Buffalo	NHL	63	5	14	19	38	8	1	1	2	19
1980-81	Buffalo	NHL	65	8	18	26	121	6	3	1	4	23
1981-82	Buffalo	NHL	79	16	32	48	194	4	0	0	0	28
1982-83	Buffalo	NHL	60	12	17	29	130	10	4	2	6	47
1983-84	Buffalo	NHL	58	14	31	45	101	3	1	0	1	9
1984-85	Buffalo	NHL	39	13	11	24	45	5	2	4	6	15
	NHL Totals		364	68	123	191	629	36	11	8	19	131

	1984-85				CAREER			
	GP	G	A	PTS	GP	G	A	PTS
Boston	2	1	0	1	26	9	5	14
Cal/Atl	0	0	0	0	14	3	7	10
Chicago	1	2	0	2	17	2	8	10
Detroit	2	1	1	2	15	4	3	7
Edmonton	2	0	2	2	17	2	3	5
Hartford	3	1	1	2	33	7	12	19
Los Angeles	2	0	0	0	12	1	7	8
Minnesota	1	0	0	0	15	0	2	2
Montreal	6	0	0	0	33	4	6	10
NJ/Col/KC	1	1	0	1	16	5	9	14
NY Islanders	2	1	1	2	15	6	4	10
NY Rangers	2	1	0	1	14	2	7	9
Philadelphia	1	0	0	0	18	1	7	8
Pittsburgh	2	0	0	0	15	4	5	9
Quebec	4	0	4	4	25	2	15	17
St. Louis	2	0	0	0	17	2	4	6
Toronto	2	1	2	3	16	4	9	13
Vancouver	2	1	0	1	15	3	2	5
Washington	1	2	0	2	16	6	4	10
Winnipeg	1	1	0	1	15	1	4	5

r Club:
als

ores in
1981.
d in 27
(3.22)
regular
cisions

. first
times
uniform,
NHL's
back-to-
club's
season

and,
Fran-
colized
d after
lights.
HL win
s from



AVG.
—
1.43
—
—
—
—
2.98
—
2.04
—
—
3.08
7.32
—
2.79

	1984-85					CAREER						
	GP	MINS	GA	SO	W-L-T	AVG.	GP	MINS	GA	SO	W-L-T	AVG.
Boston	1	60	5	0	0-1-0	2.94	17	939	46	0	8-6-1	2.94
Atlanta/Calgary	1	60	2	0	1-0-0	2.00	14	823	39	1	9-3-2	2.84
Chicago	2	120	5	0	2-0-0	2.50	14	730	32	1	5-4-3	2.63
Detroit	1	60	4	0	1-0-0	4.00	11	611	37	0	5-3-2	3.63
Edmonton	—	—	—	—	—	—	9	539	37	1	5-3-1	4.12
Hartford	2	120	2	0	2-0-0	1.00	15	902	41	0	11-3-1	2.72
Los Angeles	1	9	0	0	0-0-0	0.00	9	393	16	0	4-0-2	2.44
Minnesota	2	100	9	0	2-0-0	5.40	12	659	40	0	5-7-0	3.64
Montreal	4	245	13	0	1-2-1	3.18	19	1084	74	0	7-9-2	4.09
Colorado/New Jersey	1	60	3	0	1-0-0	3.00	8	479	20	0	6-0-2	2.50
NY Islanders	1	60	6	0	0-1-0	6.00	12	719	43	0	3-0-1	3.59
NY Rangers	2	120	5	0	1-1-0	2.50	10	560	33	0	4-4-1	3.53
Pittsburgh	—	—	—	—	—	—	11	621	33	0	5-3-3	3.19
Philadelphia	1	65	3	0	0-0-1	2.76	7	429	25	0	3-3-1	3.50
Quebec	1	60	4	0	0-1-0	4.00	21	1263	66	2	10-7-4	3.13
St. Louis	1	60	4	0	0-1-0	4.00	12	691	50	0	6-4-1	4.34
Toronto	1	60	2	0	1-0-0	2.00	7	423	23	0	3-3-1	3.26
Vancouver	3	185	12	0	0-2-1	3.89	17	1004	43	1	7-2-8	2.57
Washington	1	60	2	0	1-0-0	2.00	13	698	25	1	9-0-2	2.15
Winnipeg	1	60	3	0	0-1-0	3.00	6	360	19	0	3-2-1	3.17

Club:

than
team
burgh
ames
road
oints
s. NJ,

. won
. won
1981
ames
81-82
s over

Ric is
lic ap-
rother

season
1981 vs.




PTS
2
1
9
4
2
5
0
5
28

PIM
7
2
6
2
6
2
4
31

	1984-85				CAREER			
	GP	G	A	PTS	GP	G	A	PTS
Boston	8	0	2	2	50	6	13	19
Cal/Atl	3	1	0	1	27	15	13	28
Chicago	3	0	1	1	28	3	7	10
Detroit	2	0	0	0	27	3	10	13
Edmonton	3	0	1	1	18	2	6	8
Hartford	6	3	3	6	35	7	14	21
Los Angeles	3	1	0	1	28	14	12	26
Minnesota	2	1	1	2	30	8	4	12
Montreal	7	1	0	1	45	13	15	28
NJ/Col/KC	3	1	0	1	25	7	6	13
NY Islanders	3	1	0	1	28	7	8	15
NY Rangers	3	0	1	1	25	6	7	13
Philadelphia	3	0	2	2	27	8	7	15
Pittsburgh	3	1	0	1	28	17	4	21
Quebec	7	1	2	3	36	10	12	22
St. Louis	2	0	0	0	26	6	15	21
Toronto	3	2	1	3	34	10	11	21
Vancouver	3	0	0	0	27	7	7	14
Washington	3	2	0	2	27	8	10	18
Winnipeg	3	1	1	2	18	4	3	7
Others					6	3	3	6

John Tucker 7



Center
Born:
 Windsor, Ont.
 Sept. 29, 1964
 Height: 6'0"
 Weight: 185

Shoots: Right
Last Amateur Club:
 Kitchener Rangers
 (Jrs.)

How Acquired — First of two second round picks, 31st overall, in 1983 ... 31st pick overall was acquired from Calgary in 1982 deal along with first pick in 1982 and first and second picks in 1983 for Don Edwards, Richie Dunn, second round pick in 1982 and first round pick in 1983.
1984-85 — Reached 20-goal plateau in first full NHL season ... missed 15 games with a broken bone in his ankle (Nov. 7 to Dec. 12) ... Sabres were 3-7-5 with Tucker out of lineup ... finished regular season with points in 14 of his last 21 games (9-8=17) ... had 11-12=23 on power play ... had nine multiple-point games ... had 14-14=28 at home, 8-13=21 on road ... Sabres were 12-7-3 when he scored ... had two penalty shots last season, scoring against Pelle Lindbergh on Oct. 31 and stopped by Rick St. Croix on Dec. 26 ... had goals in four straight games (Oct. 26 to Nov. 2) ... had points in six straight games on two occasions (Oct. 26 to Nov. 7 and from Mar. 2 to Mar. 13) ... had points in four of five playoff games vs. Quebec (1-5-6) ... won Fred T. Hunt Memorial Award (Rookie of Year).

Career — Had 60 goals and 80 assists in 70 games with Kitchener in 1982-83 ... member of Kitchener's 1982 Memorial Cup winning team ... had 40-60=100 in 39 games with Kitchener in 1983-84 when he was named OHL Player of Year ... recorded his first NHL hat trick in Sabres' final game of 1983-84 regular season, April 1, 1984 vs. Toronto ... first team all-star in OHL in 1983-84 ... led Kitchener to Memorial Cup Finals in 1984 where team was defeated by Ottawa ... has scored 16 of 34 NHL career goals while on the power play (11 of 22 in 1984-85 and 5 of 12 in 1983-84).

Personal — Single ... lives with Dave Andreychuk during season but spends summer months in Windsor, Ont.


Milestones — Scored first NHL goal on Nov. 23, 1983 vs. NY Rangers.

PROFESSIONAL RECORD

Season	Club	League	REGULAR SEASON					PLAYOFFS				
			GP	G	A	PTS	PIM	GP	G	A	PTS	PIM
1983-84	Buffalo	NHL	21	12	4	16	4	3	1	0	1	0
	Kitchener	OHL	39	40	60	100	25	—	—	—	—	—
1984-85	Buffalo	NHL	64	22	27	49	21	5	1	5	6	0
	NHL Totals		85	34	31	65	25	8	2	5	7	0

	1984-85				CAREER			
	GP	G	A	PTS	GP	G	A	PTS
Boston	4	1	0	1	4	1	0	1
CalAtl	3	2	0	2	5	3	1	4
Chicago	3	1	1	2	5	3	2	5
Detroit	3	1	2	3	3	1	2	3
Edmonton	3	1	1	2	4	1	2	3
Hartford	7	3	4	7	9	3	4	7
Los Angeles	2	1	2	3	3	1	2	3
Minnesota	3	1	3	4	3	1	3	4
Montreal	6	1	1	2	9	2	1	3
NJCol/KC	3	1	2	3	5	3	2	5
NY Islanders	2	0	2	2	3	1	2	3
NY Rangers	2	0	2	2	3	1	2	3
Philadelphia	2	1	0	1	2	1	2	3
Pittsburgh	2	2	0	2	2	1	0	1
Quebec	7	2	2	4	2	2	0	2
St. Louis	3	1	0	1	9	3	2	5
Toronto	3	0	4	4	5	1	1	2
Vancouver	3	2	0	2	4	3	4	7
Washington	1	0	1	1	4	2	0	2
Winnipeg	2	1	0	1	1	0	1	1





	1984-85			CAREER				
	GP	G	A	PTS	GP	G	A	PTS
Boston	3	0	2	2	15	0	6	6
Cal/Atl	3	0	1	1	8	0	5	5
Chicago	2	1	0	1	8	2	1	3
Detroit	2	0	3	3	6	0	6	6
Edmonton	1	0	1	1	6	1	2	3
Hartford	6	0	3	3	22	3	10	13
Los Angeles	1	0	0	0	6	0	1	1
Minnesota	2	0	1	1	8	0	5	5
Montreal	7	0	3	3	24	6	10	16
NJ/Cal/KC	1	0	1	1	7	1	4	5
NY Islanders	2	0	1	1	6	0	2	2
NY Rangers	2	0	1	1	7	1	1	2
Philadelphia	1	0	0	0	7	0	1	1
Pittsburgh	2	0	1	1	7	0	2	2
Quebec	5	0	2	2	22	1	5	6
St. Louis	3	0	1	1	7	1	5	6
Toronto	2	0	0	0	8	0	0	0
Vancouver	2	0	1	1	7	2	2	4
Washington	2	0	0	0	7	2	2	4
Winnipeg	1	0	1	1	7	0	8	8

PIM
0
4
2
6

broken collarbone on Feb. 3, 1982 and missed remainder of 1981-82 season . . . has two AHL shutouts . . . recorded first NHL win on Dec. 20, 1981 vs. Hartford . . . Married.


PROFESSIONAL RECORD

Season	Club	League	REGULAR SEASON					PLAYOFFS				
			GP	MINS	GA	SO	AVG.	GP	MINS	GA	SO	AVG.
1980-81	Rochester	AHL	61	3478	209	1	3.61	—	—	—	—	—
1981-82	Buffalo	NHL	7	311	13	0	2.51	—	—	—	—	—
	Rochester	AHL	23	1366	64	0	2.81	—	—	—	—	—
1982-83	Buffalo	NHL	25	1390	81	0	3.50	—	—	—	—	—
	Rochester	AHL	13	634	42	0	3.97	16	992	47	0	2.84
1983-84	Rochester	AHL	51	2842	172	1	3.63	18	1145	68	0	3.56
1984-85	Buffalo	NHL	1	65	4	0	3.67	—	—	—	—	—
	Rochester	AHL	14	804	36	0	2.68	—	—	—	—	—
	NHL Totals		33	1766	98	0	3.33	—	—	—	—	—

ar Club:
nda

Buffalo
Junior
European
es' 1985
es' 1984
handling

Adam Creighton



Center

Born:

Burlington, Ont.

June 2, 1965

Height: 6'5"

Weight: 202

Shoots: Left

Last Amateur Club:

Ottawa 67's (Jrs.)

Third of three first round picks, 11th overall, in 1983 NHL Entry Draft . . . split 1984-85 season between Buffalo, Rochester, Ottawa and Team Canada's junior team . . . started season in Buffalo, but joined Team Canada on Dec. 11 . . . helped Team Canada to world junior championship before rejoining Sabres on Jan. 4 . . . was with Buffalo from Jan. 5 to Feb. 23 before being loaned to Ottawa . . . played for Ottawa until team was eliminated from playoffs and then was assigned to Rochester for remainder of season . . . earned AHL Player of the Week honors during final week of season . . . Memorial Cup MVP in 1984 when he led Ottawa to Memorial Cup championship win over John Tucker's Kitchener team . . . set up game winning goal in his first NHL game (Dec. 17, 1983 vs. Hartford) . . . scored his first NHL goal on Dec. 18, 1983 vs. Vancouver . . . voted OHL's best stickhandler in coaches' poll in 1983-84 . . . his father, Dave, played 10 seasons in the NHL with Boston, Chicago, Toronto and the New York Rangers and also for the AHL Buffalo Bisons and Rochester . . . Creightons are third father-son team to have played for Amerks . . . Single . . . Adam hails from nearby Welland, Ont.


Club:

in 1984-85
. . . has been
. . . sparked
started all of
responsible for
r in QMJHL
. . . suffered

PROFESSIONAL RECORD

Season	Club	League	REGULAR SEASON					PLAYOFFS				
			GP	G	A	PTS	PIM	GP	G	A	PTS	PIM
1983-84	Buffalo	NHL	7	2	2	4	4	—	—	—	—	—
	Ottawa	OHL	56	42	49	91	79	18	21	18	39	—
1984-85	Buffalo	NHL	30	2	8	10	33	—	—	—	—	—
	Rochester	AHL	6	5	3	8	2	5	2	1	3	20
	NHL Totals		37	4	10	14	37	—	—	—	—	—

Richie Dunn



Defense

Born:
Boston, Mass.
May 12, 1957
Height: 6'0"
Weight: 195


Shoots: Left
Last Amateur Club
Windsor Spitfires
(Jrs.)

Rejoined Sabres organization when he signed as a free agent in July, 1985 . . . won the AHL's Eddie Shore Trophy (best defenseman) in 1984-85 while playing with Binghamton . . . originally signed by Sabres as a free agent in 1977 . . . spent five seasons with club before being traded to Calgary in 1982 . . . was then traded to Hartford in 1983 and spent last two seasons with Whaler organization . . . has played in all 80 regular season games twice in his NHL career (1979-80 with Buffalo and 1982-83 with Calgary) . . . enjoyed his best NHL season while with Sabres in 1980-81 when he had 49 points in 79 games . . . member of 1981 Team USA in Canada Cup . . . Married . . . Wife's name is Cathy . . . one child.

PROFESSIONAL RECORD

Season	Club	League	REGULAR SEASON					PLAYOFFS					
			GP	MINS	GA	SO	AVG.	GP	MINS	GA	SO	AVG.	
1977-78	Hershey	AHL	54	7	22	29	17	—	—	—	—	—	—
	Buffalo	NHL	25	0	3	3	16	1	0	0	0	2	2
1978-79	Hershey	AHL	34	5	18	23	10	4	0	1	1	4	4
	Buffalo	NHL	24	0	3	3	14	—	—	—	—	—	—
1979-80	Buffalo	NHL	80	7	31	38	61	14	2	8	10	8	8
1980-81	Buffalo	NHL	79	7	42	49	34	8	0	5	5	6	6
1981-82	Buffalo	NHL	72	7	19	26	73	4	0	1	1	0	0
1982-83	Calgary	NHL	80	3	11	14	47	9	1	1	2	8	8
1983-84	Hartford	NHL	63	5	20	25	30	—	—	—	—	—	—
1984-85	Hartford	NHL	13	1	4	5	2	—	—	—	—	—	—
	Binghamton	AHL	63	9	39	48	43	8	2	2	4	8	8
	NHL Totals		436	30	133	163	277	36	3	15	18	24	24

Jody Gage



Right Wing

Born:
Toronto, Ont.
Nov. 29, 1959
Height: 6'0"
Weight: 185

Shoots: Right
Last Amateur Club:
Kitchener Rangers
(Jrs.)


Signed with organization as a free agent on July 31, 1985 after spending six seasons in Detroit organization . . . holds eight career and single season records with Adirondack, including most

games played (384), most goals (153), most assists (167), most points (320), most power play goals (40), most goals in one season (40), most shorthanded goals in one season (6) and most goals in one game (4) . . . a teammate of Ted Nolan and Mal Davis while with Adirondack during 1980-81 season when Red Wings won Calder Cup . . . was chosen 45th overall in 1979 NHL Entry Draft by Red Wings . . . Married . . . Wife's name is Charlotte . . . two children, Ryan and Stephanie.

PROFESSIONAL RECORD

Season	Club	League	REGULAR SEASON					PLAYOFFS					
			GP	MINS	GA	SO	AVG.	GP	MINS	GA	SO	AVG.	
1979-80	Adirondack	AHL	63	25	21	46	15	5	2	1	3	0	0
1980-81	Detroit	NHL	16	2	2	4	22	—	—	—	—	—	—
	Adirondack	AHL	59	17	31	48	44	17	9	6	15	12	12
1981-82	Adirondack	AHL	47	21	20	41	21	—	—	—	—	—	—
	Detroit	NHL	31	9	10	19	2	—	—	—	—	—	—
1982-83	Adirondack	AHL	65	23	30	53	33	6	1	5	6	8	8
1983-84	Detroit	NHL	3	0	0	0	0	—	—	—	—	—	—
	Adirondack	AHL	73	40	32	72	32	6	3	4	7	2	2
1984-85	Adirondack	AHL	78	27	33	60	55	—	—	—	—	—	—
	NHL Totals		50	11	12	23	24	—	—	—	—	—	—

Paul Gardner



Player/ Assist. Coach

Born:
Fort Erie, Ont.
March 5, 1956
Height: 6'0"
Weight: 195

Shoots: Left
Last Amateur Club:
Oshawa Generals
(Jrs.)


Joined the organization on July 31, 1985 when he was signed as a free agent and named Rochester's assistant coach . . . established AHL single season scoring record last season while with Binghamton when he had 51 goals, 79 assists and 130 points in 64 games . . . was named AHL Most Valuable Player and winner of Fred Hunt Award (Sportsmanship and Dedication) . . . also named the Hockey News Minor League Player of Year . . . has spent eight seasons in NHL, playing for Colorado, Toronto, Pittsburgh and Washington . . . originally a first round draft choice of the Kansas City Scouts in 1976 . . . has 272 points in 166 AHL games (1.63 points per game) . . . scored his 200th NHL goal in 1984-85 while with Washington . . . Married . . . Wife's name is Chris . . . two children, Scott and Ashley.

PROFESSIONAL RECORD

Season	Club	League	REGULAR SEASON					PLAYOFFS					
			GP	MINS	GA	SO	AVG.	GP	MINS	GA	SO	AVG.	
1976-77	Rhode Island	AHL	14	10	4	14	12	—	—	—	—	—	—
	Colorado	NHL	60	30	29	59	25	—	—	—	—	—	—
1977-78	Colorado	NHL	46	30	22	52	29	—	—	—	—	—	—
1978-79	Colorado	NHL	64	23	26	49	32	—	—	—	—	—	—
	Toronto	NHL	11	7	2	9	0	6	0	1	1	4	4
1979-80	Toronto	NHL	45	11	13	24	10	—	—	—	—	—	—
	New Brunswick	AHL	20	11	16	27	14	15	10	5	15	2	2
1980-81	Springfield	AHL	14	9	12	21	6	—	—	—	—	—	—
	Pittsburgh	NHL	62	34	40	74	59	5	1	0	1	8	8
1981-82	Pittsburgh	NHL	59	36	33	69	28	5	1	5	6	2	2
1982-83	Pittsburgh	NHL	70	28	27	55	12	—	—	—	—	—	—
1983-84	Pittsburgh	NHL	16	0	5	5	6	—	—	—	—	—	—
	Baltimore	AHL	54	32	48	80	14	10	12	10	22	0	0
1984-85	Washington	NHL	12	2	4	6	6	—	—	—	—	—	—
	Binghamton	AHL	64	51	79	130	10	—	—	—	—	—	—
	NHL Totals		445	201	201	402	207	16	2	6	8	14	14

Richard Hajdu

Left Wing
 Born:
 Victoria, B.C.
 April 10, 1965
 Height: 6'0"
 Weight: 180



Shoots: Left
 Last Amateur Club:
 Victoria Cougars
 (Jrs.)


Second round pick, 34th overall, in 1983 NHL Entry Draft . . . completed junior career with Victoria in 1984-85 before joining Rochester for final two regular season games and playoffs . . . gave Amerks power play a boost with his playmaking abilities . . . was impressive in brief performance during Sabres 1983 training camp before returning to juniors where he suffered a knee injury . . . scored his first AHL goal on Apr. 17, 1985 . . . played in just 66 games during past two seasons due to injuries . . . was an all-star shortstop in Senior Babe Ruth league in Lake Cowichan, B.C. . . also a fine golfer (9 handicap) . . . Single.

RECORD

Season	Club	League	REGULAR SEASON					PLAYOFFS				
			GP	G	A	PTS	PIM	GP	G	A	PTS	PIM
1982-83	Kamloops	WHL	70	22	36	58	—	—	—	—	—	—
1983-84	Victoria	WHL	42	17	10	27	—	—	—	—	—	—
1984-85	Victoria	WHL	24	12	16	28	33	—	—	—	—	—
	Rochester	AHL	2	0	2	2	0	5	1	5	6	6

Bob Halkidis

Defense
 Born:
 Toronto, Ont.
 March 5, 1966
 Height: 5'11"
 Weight: 196



Shoots: Left
 Last Amateur Club:
 London Knights
 (Jrs.)


Fourth round pick, 81st overall, in 1984 NHL Entry Draft . . . participated in 1984 Sabres' training camp before returning to Rochester for 1984-85 season . . . recalled by Sabres during 1985 Adams Division semi-final series vs. Quebec . . . played in last four games of that series . . . was named Ontario Hockey League's top defenseman in 1984-85 . . . is very strong on his skates . . . can play left wing or defense . . . excels in physical games.

RECORD

Season	Club	League	REGULAR SEASON					PLAYOFFS				
			GP	G	A	PTS	PIM	GP	G	A	PTS	PIM
1983-84	London	OHL	51	9	22	31	—	—	—	—	—	—
1984-85	London	OHL	62	14	50	64	8	3	6	9	—	—
	Buffalo	NHL	—	—	—	—	—	4	0	0	0	9

Normand Lacombe

Right Wing
 Born:
 Pierrefonds, Que.
 October 18, 1964
 Height: 5'11"
 Weight: 206



Shoots: Right
 Last Amateur Club:
 University of
 New Hampshire


Second of three first round picks, 10th overall, in 1983 NHL Entry Draft . . . split 1984-85 season between Buffalo and Rochester . . . began season with Sabres but was loaned to Rochester on Oct. 27 . . . recalled by Sabres on Dec. 5 and remained with Sabres until Jan. 18 . . . went to Rochester for five days before rejoining Sabres on Jan. 23 . . . was then loaned to Rochester for remainder of season on Feb. 23 . . . scored dramatic overtime goal for Rochester in first game of playoff series in Baltimore . . . finished regular season with eight-game point-scoring streak . . . missed second half of 1983-84 season with a knee injury suffered Jan. 14, 1984 . . . scored first NHL goal on Dec. 31, 1984 vs. New Jersey . . . named to all-star team at the 1982 International University Cup Tournament in Montreal . . . Single.

RECORD

Season	Club	League	REGULAR SEASON					PLAYOFFS				
			GP	G	A	PTS	PIM	GP	G	A	PTS	PIM
1981-82	U. New Hampshire		30	20	16	36	—	—	—	—	—	—
1982-83	U. New Hampshire		35	18	25	43	48	—	—	—	—	—
1983-84	Rochester	AHL	44	10	16	26	45	—	—	—	—	—
1984-85	Buffalo	NHL	30	2	4	6	25	—	—	—	—	—
	Rochester	AHL	33	13	16	29	35	5	3	1	4	4
	NHL Totals		30	2	4	6	25	—	—	—	—	—

Chris Langevin

Left Wing
 Born:
 Montreal, Que.
 November 27, 1959
 Height: 6'0"
 Weight: 190



Shoots: Left
 Last Amateur Club:
 Saginaw

Signed with organization as a free agent prior to 1981-82 season . . . has spent most of last four seasons with Rochester where he has become a fan favorite due to his robust style of play . . . AHL's version of John Tonelli . . . enjoyed his best goal-scoring season in AHL, with 19 goals in 63 games . . . is second on Amerks all-time penalty list with 750 PIMs . . . scored his first NHL goal on October 15, 1983 in Boston.


PROFESSIONAL RECORD

Season	Club	League	REGULAR SEASON				GP	PLAYOFFS			PIM	
			GP	G	A	PYA		PTS	PIM			
1980-81	Saginaw	IHL	75	35	48	83	179	—	—	—	—	
1981-82	Rochester	AHL	33	3	5	8	150	—	—	—	—	
1982-83	Rochester	AHL	71	18	25	43	255	11	0	3	3	34
1983-84	Buffalo	NHL	6	1	0	1	2	—	—	—	—	—
	Rochester	AHL	41	11	14	25	133	15	3	2	5	39
1984-85	Rochester	AHL	63	19	21	40	212	5	2	1	3	24
	NHL Totals		6	1	0	1	2	—	—	—	—	—

Mike Moller

Right Wing

Born:
Calgary, Alberta
June 16, 1962
Height: 6'0"
Weight: 189



Shoots: Right
Last Amateur Club:
Lethbridge
Broncos (Jrs)

Second round pick, 41st overall, in 1980 NHL Entry Draft ... enjoyed his finest professional season in 1984-85 with 19 goals, 46 assists and 65 points ... had five points vs. St. Catharines on Apr. 7, 1985 ... played five games with Sabres (Dec. 5 to Dec. 15) ... member of Team Canada's world junior championship team in 1981-82 ... member of Rochester's Calder Cup winning team in 1982-83 ... had 230 points (80-150 = 230) in 119 games with Lethbridge during his final two seasons of junior hockey ... WHL First Team All-Star in 1981 and 1982 ... scored his first NHL goal on Feb. 14, 1981 vs. Calgary ... Married ... Wife's name is Lorna.


PROFESSIONAL RECORD

Season	Club	League	REGULAR SEASON				GP	PLAYOFFS			PIM	
			GP	G	A	PTS		GP	G	A		PTS
1980-81	Buffalo	NHL	5	2	2	4	0	3	0	1	1	0
1981-82	Buffalo	NHL	9	0	0	0	0	—	—	—	—	—
1982-83	Buffalo	NHL	49	6	12	18	14	—	—	—	—	—
	Rochester	AHL	10	1	6	7	2	11	2	4	6	4
1983-84	Buffalo	NHL	59	5	11	16	27	—	—	—	—	—
1984-85	Buffalo	NHL	5	0	2	2	0	—	—	—	—	—
	Rochester	AHL	73	19	46	65	27	5	1	1	2	0
	NHL Totals		127	13	27	40	41	3	0	1	1	0

Don Lever

Left Wing

Born:
S. Porcupine, Ont.
November 14, 1952
Height: 5'11"
Weight: 185



Shoots: Left
Last Amateur Club:
Niagara Falls
Flyers (Jrs.)

Acquired from New Jersey in exchange for future considerations on September 5, 1985 ... this is his fourth NHL stop, having previously played Canucks, Flames and Devils ... was a junior teammate of Sabres Coach Jim Schoenfeld ... captained Vancouver from 1977 to 1980 and New Jersey from 1982 to 1984 ... was OHL MVP in 1971-72 ... played in 1982 NHL All-Star Game ... played for Team Canada in 1978 World Championships in Prague, Czech ... scored first goal in New Jersey Devils history (Oct. 5, 1982 vs. Pittsburgh) ... enters 1985-86 season 19 games from his 1,000th NHL regular season game ... lives in nearby Niagara Falls, Ontario ... Married, wife's name is Karen ... has four-year old son, Michael, and two-year-old daughter, Sarah ... chosen third overall in 1972 by Vancouver ... did not miss a regular season game in his first five NHL seasons.

PROFESSIONAL RECORD

Season	Club	League	REGULAR SEASON				GP	PLAYOFFS			PIM	
			GP	G	A	PTS		GP	G	A		PTS
1972-73	Vancouver	NHL	12	26	38	49	—	—	—	—	—	
1973-74	Vancouver	NHL	78	23	25	48	28	—	—	—	—	
1974-75	Vancouver	NHL	80	38	30	68	49	5	0	1	1	4
1975-76	Vancouver	NHL	80	25	40	65	93	2	0	0	0	0
1976-77	Vancouver	NHL	80	27	30	57	28	—	—	—	—	—
1977-78	Vancouver	NHL	75	17	32	49	58	—	—	—	—	—
1978-79	Vancouver	NHL	71	23	21	44	17	3	2	1	3	2
1979-80	Vancouver	NHL	51	21	17	38	32	—	—	—	—	—
	Atlanta	NHL	28	14	16	30	4	4	1	1	2	0
1980-81	Calgary	NHL	62	26	31	57	56	16	4	7	11	20
1981-82	Calgary	NHL	23	8	11	19	6	—	—	—	—	—
	Colorado	NHL	59	22	28	50	20	—	—	—	—	—
1982-83	New Jersey	NHL	79	23	30	53	68	—	—	—	—	—
1983-84	New Jersey	NHL	70	14	19	33	44	—	—	—	—	—
1984-85	New Jersey	NHL	67	10	8	18	31	—	—	—	—	—
	NHL Totals		981	303	364	667	583	30	7	10	17	26

Daren Puppa

Goaltender

Born:
Kirkland Lake,
Ontario
March 3, 1965
Height: 6'3"
Weight: 195




Last Amateur Club:
RPI Engineers
(College)

Fourth round pick, 74th overall, in 1983 NHL Entry Draft ... Did not play junior hockey ... played last two seasons at RPI ... backstopped RPI to NCAA national championship in 1984-85 ... posted a 24-6-0 record during his freshman season (1983-84) and then a 30-1-1 mark in 1984-85 ... became the first goaltender in ECAC history to win 30 games in one season as he surpassed Ken Dryden's single season record ... was never beaten by more than one goal during his two-year collegiate career and only once did he lose two consecutive games ... played in RPI's two-game quarter-final series win over Princeton, then the semi-finals win over Cornell and the championship win over Harvard in 1985 ECAC championships ... was in goal for NCAA semi-final triple overtime win over University of Minnesota-Duluth and the 2-1 title victory over Providence in Joe Louis Arena in Detroit.

RECORD

Season	Club	League	GP	MINS	GA	SO	AVG.
1983-84	RPI		32	—	—	—	2.94
1984-85	RPI		32	1830	78	0	2.56

Doug Trapp



Left Wing
 Born:
 Balcarres, Sask.
 Nov. 28, 1965
 Height: 6'0"
 Weight: 185


Shoots: Left
 Last Amateur Club:
 Regina Pats
 (Jrs.)

Second round choice, 39th overall, in 1984 NHL Entry Draft . . . has put together back-to-back outstanding seasons with Regina . . . named to WHL's East Division second All-Star team in 1983-84 and was Regina's most improved player in 1982-83 . . . finished 1984-85 season third among WHL left wingers in scoring as he topped the 100-point plateau . . . WHL Player of Week three times during 1984-85 season . . . team leader and intense competitor . . . his father, Barry, played for the 1962-63 Rochester Americans . . . Doug inked his first professional contract during the off-season . . . Single.

RECORD

Season	Club	League	REGULAR SEASON				PIM	GP	PLAYOFFS		
			GP	G	A	PTS			G	A	PTS
1983-84	Regina	WHL	59	43	50	93	44	—	—	—	—
1984-85	Regina	WHL	72	48	60	108	81	—	—	—	—

Claude Verret



Center
 Born:
 Lachine, Que.
 April 20, 1963
 Height: 5'9"
 Weight: 165


Shoots: Left
 Last Amateur Club:
 Three Rivers (Jrs.)

Eighth round pick, 163rd overall, in 1982 . . . finished second to Rochester's new assistant coach, Paul Gardner, in the AHL scoring race in 1984-85 as he had 40 goals, 53 assists and 93 points . . . led Amerks in virtually every offensive category, including most goals (40), most assists (53), most points (93), most power play goals (12), most multiple-point games (26) and most shots (246) . . . had 15-game point-scoring streak . . . played in three games with Sabres (Dec. 5 to Dec. 11) . . . was AHL's Dudley "Red" Garrett Rookie of the Year award winner in 1983-84 . . . was QMJHL's Most Gentlemanly Player in 1981 and 1982 . . . QMJHL's Rookie of the Year in 1981 and a first team all-star in 1982 . . . scored his first NHL goal Feb. 15, 1984 vs. Boston . . . scored 50th career AHL goal on Nov. 3, 1984 vs. Hershey.

PROFESSIONAL RECORD

Season	Club	League	REGULAR SEASON					PLAYOFFS				
			GP	G	A	PTS	PIM	GP	G	A	PTS	PIM
1983-84	Buffalo	NHL	11	2	5	7	2	—	—	—	—	—
	Rochester	AHL	65	39	51	90	4	18	5	9	14	4
1984-85	Buffalo	NHL	3	0	0	0	0	—	—	—	—	—
	Rochester	AHL	76	40	53	93	12	5	2	5	7	0
	NHL Totals		14	2	5	7	2	—	—	—	—	—

Mike Craig




Goaltender
 Born: Calgary, Alta.
 November 1, 1962
 Height: 6'0" Weight: 165
 Last Amateur Club:
 Univ. Alberta at Calgary

PROFESSIONAL RECORD

Season	Club	League	REGULAR SEASON				PLAYOFFS					
			GP	MINS	GA	SO	AVG.	GP	MINS	GA	SO	AVG.
1984-85	Flint	IHL	8	486	28	0	3.46	—	—	—	—	—
	Rochester	AHL	29	1431	88	0	3.69	4	194	17	0	5.26

Lou Crawford




Left Wing
 Born: Belleville, Ont., November 5, 1962
 Height: 6'0", Weight: 185
 Shoots: Left
 Last Amateur Club: Kitchener Rangers (Jrs.)

PROFESSIONAL RECORD

Season	Club	League	REGULAR SEASON					PLAYOFFS				
			GP	G	A	PTS	PIM	GP	G	A	PTS	PIM
1982-83	Rochester	AHL	64	5	11	16	142	13	1	1	2	7
1983-84	Rochester	AHL	76	7	6	13	234	17	2	4	6	87
1984-85	Rochester	AHL	70	8	7	15	213	1	0	0	0	0

Randy Cunneyworth



Left Wing

Born: Etobicoke, Ont., May 10, 1961

Height: 6'0", Weight: 190


Shoots: Left

Last Amateur Club: Ottawa 67's

PROFESSIONAL RECORD

Season	Club	League	REGULAR SEASON					PLAYOFFS				
			GP	G	A	PTS	PIM	GP	G	A	PTS	PIM
1980-81	Buffalo	NHL	1	0	0	0	0	—	—	—	—	—
	Rochester	AHL	1	0	1	1	2	—	—	—	—	—
1981-82	Buffalo	NHL	20	2	4	6	47	—	—	—	—	—
	Rochester	AHL	57	12	15	27	86	9	4	0	4	30
1982-83	Rochester	AHL	78	23	33	56	111	16	4	4	8	35
1983-84	Rochester	AHL	54	18	17	35	85	17	5	5	10	55
1984-85	Rochester	AHL	72	30	38	68	148	5	2	1	3	26
	NHL Totals		21	2	4	6	47	—	—	—	—	—

Grant Delcourt



Right Wing

Born: Prince George, B.C., August 13, 1966

Height: 5'11", Weight: 180


Shoots: Right

Amateur Club: Kelowna Wings (Jrs.)

RECORD

Season	Club	League	GP	G	A	PTS	PIM
1983-84	Kelowna	WHL	72	22	53	75	55
1984-85	Kelowna	WHL	70	32	38	70	139

Steve Dykstra



Defense

Born: Edmonton, Alta., February 3, 1960

Height: 6'2", Weight: 190


Shoots: Left

Last Amateur Club: Seattle Breakers (Jrs.)

PROFESSIONAL RECORD

Season	Club	League	REGULAR SEASON					PLAYOFFS				
			GP	G	A	PTS	PIM	GP	G	A	PTS	PIM
1982-83	Rochester	AHL	70	2	16	18	100	15	0	5	5	27
1983-84	Rochester	AHL	64	3	19	22	141	6	0	0	0	46
1984-85	Rochester	AHL	51	9	23	32	113	2	0	1	1	10
	Flint	IHL	15	1	7	8	36	—	—	—	—	—

Mark Ferner



Defense

Born: Regina, Sask., Sept. 5, 1965

Height: 6'0", Weight: 180


Shoots: Left

Last Amateur Club: Kamloops (Jrs.)

RECORD

Season	Club	League	GP	G	A	PTS	PIM
1982-83	Kamloops	WHL	69	6	15	21	81
1983-84	Kamloops	WHL	72	9	30	39	162
1984-85	Kamloops	WHL	69	15	39	54	91

James Gasseau



Defense

Born: Carleton, Que., May 4, 1966

Height: 6'2", Weight: 205


Shoots: Right

Amateur Club: Drummondville (Jrs.)

RECORD

Season	Club	League	GP	G	A	PTS	PIM
1983-84	Drummondville	QJHL	68	6	25	31	72
1984-85	Drummondville	QJHL	64	8	43	51	156

Keith Gretzky



Center

Born: Brantford, Ont., February 16, 1967

Height: 5'9", Weight: 157

Shoots: Left

Amateur Club: Windsor (Jrs.)

RECORD

Season	Club	League	GP	G	A	PTS	PIM
1983-84	Windsor	OHL	70	15	38	53	8
1984-85	Windsor	OHL	66	31	62	93	12

Jim Hofford


Defense

Born: Sudbury, Ont., October 4, 1964

Height: 6'0", Weight: 190

Shoots: Right

Last Amateur Club: Windsor Spitfires (Jrs.)



PROFESSIONAL RECORD

Season	Club	League	REGULAR SEASON					PLAYOFFS				
			GP	G	A	PTS	PIM	GP	G	A	PTS	PIM
1984-85	Rochester	AHL	70	2	13	15	166	5	0	0	0	16

Tim Hoover

Defense

Born: North Bay, Ont., Jan. 9, 1965

Height: 5'10", Weight: 175 Shoots: Left

Last Amateur Club: Sault Ste. Marie (Jrs.)



RECORD

Season	Club	League	GP	G	A	PTS	PIM
1982-83	Sault Ste. Marie	OHL	60	6	21	27	53
1983-84	Sault Ste. Marie	OHL	70	8	34	42	50
1984-85	Sault Ste. Marie	OHL	49	6	28	34	29

Trent Kaese


Right Wing

Born: Nanaimo, B.C., September 9, 1967

Height: 5'11", Weight: 205

Shoots: Right


Amateur Club: Lethbridge Broncos (Jrs.)



RECORD

Season	Club	League	GP	G	A	PTS	PIM
1983-84	Lethbridge	WHL	64	6	6	12	33
1984-85	Lethbridge	WHL	67	20	18	38	107

Guy Larose



Center

Born: Hull, Que., August 31, 1967

Height: 5'9", Weight: 172


Shoots: Left

Amateur Club: Guelph Platers (Jrs.)

RECORD

Season	Club	League	GP	G	A	PTS	PIM
1983-84	Ottawa	Tier II Jr. A	54	37	66	103	66
1984-85	Guelph	OHL	58	30	30	60	63

Heikki Leime



Defense

Born: Turku, Finland, May 7, 1962

Height: 6'1", Weight: 195


Shoots: Left

Last Amateur Club: T.P.S.

PROFESSIONAL RECORD

Season	Club	League	REGULAR SEASON					PLAYOFFS				
			GP	G	A	PTS	PIM	GP	G	A	PTS	PIM
1984-85	Rochester	AHL	76	4	18	22	28	4	0	0	0	4

Petri Matikainen



Defense

Born: Savonlinna, Finland

January 7, 1967

Height: 6'0" Weight: 185

Shoots: Left

Amateur Club: Sapko

RECORD

Season	Club	League	GP	G	A	PTS	PIM
1983-84	Melville	Junior	—	10	33	43	70
1984-85	Sapko	Sr. Div. I	24	0	4	4	34

Brian McKinnon



Center

Born: Toronto, Ont., October 4, 1964

Height: 5'11", Weight: 185


Shoots: Left

Last Amateur Club: Ottawa 67s (Jrs.)

RECORD

Season	Club	League	GP	G	A	PTS	PIM
1982-83	Ottawa	OHL	66	6	9	15	20
1983-84	Ottawa	OHL	58	31	27	58	27
1984-85	Rochester	AHL	62	6	8	14	16

Bob McNamara



Goaltender

Born: Toronto, Ont.

August 6, 1961

Height: 5'10" Weight: 160


Last Amateur Club:

University of Notre Dame

PROFESSIONAL RECORD

Season	Club	League	GP	REGULAR SEASON				PLAYOFFS				
				MINS	GA	SO	AVG.	GP	MINS	GA	SO	AVG.
1982-84	Rochester	AHL	5	171	15	0	5.26	—	—	—	—	—
1984-85	Rochester	AHL	12	559	55	0	5.90	—	—	—	—	—

Jayson Meyer



Defense

Born: Regina, Sask., Feb. 21, 1965

Height: 5'10", Weight: 185

Shoots:


Last Amateur Club: New Westminister

(Jrs.)

PROFESSIONAL RECORD

Season	Club	League	GP	REGULAR SEASON				PLAYOFFS				
				G	A	PTS	PIM	GP	G	A	PTS	PIM
1982-83	Regina	WHL	72	10	45	55	89	—	—	—	—	—
1983-84	Regina	WHL	70	16	67	83	39	—	—	—	—	—
1984-85	New Westminister	WHL	63	20	51	71	67	—	—	—	—	—

Joe Reekie



Defense

Born: Petawawa, Ont., February 22, 1965

Height: 6'3", Weight: 195


Shoots: Left

Last Amateur Club: Cornwall Royals (Jrs.)

RECORD

Season	Club	League	GP	G	A	PTS	PIM
1982-83	North Bay	OHL	59	2	9	11	49
1983-84	North Bay/Cornwall	OHL	62	7	27	34	184
1984-85	Cornwall	OHL	65	19	63	82	134

Dirk Rueter



Defense

Born: Toronto, Ont.

April 18, 1962

Height: 5'11" Weight: 195

Shoots: Right


Last Amateur Club:

Sault Ste. Marie Greyhounds (Jrs.)

PROFESSIONAL RECORD

Season	Club	League	REGULAR SEASON					PLAYOFFS				
			GP	MINS	GA	SO	AVG.	GP	MINS	GA	SO	AVG.
1982-83	Rochester	AHL	73	2	23	25	78	16	1	5	6	4
1983-84	Rochester	AHL	76	0	16	16	95	18	1	1	2	39
1984-85	Rochester	AHL	54	4	10	14	98	4	0	0	0	0

Darcy Wakaluk



Goaltender

Born: Pincher Creek, Alta., March 14, 1966

Height: 5'11", Weight: 180

Amateur Club: Kelowna Wings (Jrs.)

RECORD

Season	Club	League	GP	G	A	PTS	PIM
1983-84	Kelowna	WHL	31	1555	163	0	6.29
1984-85	Kelowna	WHL	54	3094	244	0	4.73

REGULAR SEASON RECORDS

INDIVIDUAL CAREER RECORDS

- Most Goals:** (482) Gil Perreault
- Most Assists:** (768) Gil Perreault
- Most Points:** (1250) Gil Perreault
- Most Games:** (1099) Gil Perreault
- Most Consecutive Games Played:** (776) Craig Ramsay, Mar. 27, 1973 through Feb. 10, 1983
- Most Penalty Minutes:** (1178) Larry Playfair
- Most Power Play Goals:** (128) Gil Perreault
- Most Shorthanded Goals:** (27) Craig Ramsay
- Most Game Winning Goals:** (77) Gil Perreault
- Most 20-goal seasons:** (14) Gil Perreault
- Most 30-goal seasons:** (10) Gil Perreault
- Most 40-goal seasons:** (5) Richard Martin
- Most 50-goal seasons:** (2) Danny Gare, Richard Martin
- Most Consecutive 20-goal seasons:** (11) Gil Perreault (1974-75 to 1984-85)
- Most Consecutive 30-goal seasons:** (6) Richard Martin (1971-72 to 1976-77)
- Most Consecutive 40-goal seasons:** (3) Richard Martin (1973-74 to 1975-76)
- Most Consecutive 50-goal seasons:** (2) Richard Martin (1973-74 and 1974-75)
- Most Goals by a Center:** (482) Gil Perreault
- Most Assists by a Center:** (768) Gil Perreault
- Most Points by a Center:** (1250) Gil Perreault
- Most Penalty Minutes by a Center:**
- Most Games Played by a Center:** (1099) Gil Perreault
- Most Goals by a Right Winger:** (267) Danny Gare
- Most Assists by a Right Winger:** (330) Rene Robert
- Most Points by a Right Winger:** (552) Rene Robert
- Most Penalty Minutes by a Right Winger:** (686) Danny Gare
- Most Games Played by a Right Winger:** (595) Ric Seiling
- Most Goals by a Left Winger:** (382) Richard Martin
- Most Assists by a Left Winger:** (420) Craig Ramsay
- Most Points by a Left Winger:** (695) Richard Martin
- Most Penalty Minutes by a Left Winger:** (629) Lindy Ruff
- Most Games Played by a Left Winger:** (1070) Craig Ramsay
- Most Goals by a Defenseman:** (67) Jerry Korab
- Most Assists by a Defenseman:** (216) Jerry Korab
- Most Points by a Defenseman:** (283) Jerry Korab
- Most Penalty Minutes by a Defenseman:** (1178) Larry Playfair
- Most Games Played by a Defenseman:** (773) Bill Hajt

SABRES' TEAM GAME RECORDS

Most Goals For: (14) 14-4 win over Toronto, Mar. 19, 1981; 14-2 win over Washington, Dec. 21, 1975

Most Goals Against: (11) 11-2 loss at Montreal, Nov. 7, 1970

Most Goals — Buffalo and Opponent: (18) 14-4 win over Toronto, Mar. 19, 1981

Greatest Winning Margin: (12) 14-2 win over Washington, Dec. 21, 1975

Greatest Losing Margin: (9) 9-0 loss at Montreal, Oct. 10, 1981; 9-0 loss at St. Louis, Mar. 13, 1971; 11-2 loss at Montreal, Nov. 7, 1970

Highest Tie Score: (7-7) at Montreal, Oct. 26, 1982; at St. Louis, Oct. 28, 1978

Lowest Tie Score: (0-0) at Quebec, Feb. 5, 1983; at Chicago, Oct. 31, 1979; vs. California, Nov. 9, 1972

Most Shots on Goal For: (58) vs. Kansas City, Feb. 2, 1975

Fewest Shots on Goal For: (14) vs. Montreal, Oct. 15, 1970

Most Shots on Goal Against: (72) at Boston, Dec. 10, 1970

Fewest Shots on Goal Against: (8) by Kansas City, Mar. 21, 1976

Most Buffalo Shots, One Period: (26) vs. Cleveland, Feb. 25, 1978

Fewest Buffalo Shots, One Period: (0) at Montreal, Feb. 19, 1981

Most Penalty Minutes — Buffalo: (114) vs. Pittsburgh, Dec. 7, 1980

Most Penalty Minutes — Opponent: (121) vs. Pittsburgh, Dec. 7, 1980

Most Penalty Minutes — Buffalo and Opponent: (235) Pittsburgh at Buffalo, Dec. 7, 1980

Fastest Two Buffalo Goals, One Player: (:10) by Danny Gare at Washington, Nov. 8, 1980

Fastest Two Goals Against, One Player: (:10) by Darryl Sittler of Toronto, Feb. 19, 1972

Fastest Three Buffalo Goals, One Player: (3:49) by Don Luce at Washington, Dec. 22, 1974

Fastest Three Goals Against, One Player: (4:55) by Rick Kehoe at Pittsburgh, Mar. 10, 1976

Fastest Two Buffalo Goals: (:04) by Lee Fogolin and Don Luce vs. California, Oct. 17, 1974

Fastest Two Goals Against: (:07) by Marcel Dionne and Hartland Monahan of Los Angeles, Jan. 11, 1978; Jim Moxey and Wayne Merrick at California, Feb. 1, 1976

Fastest Three Buffalo Goals: (:41) John Van Boxmeer, Lindy Ruff and Craig Ramsay vs. New York Islanders, Oct. 26, 1980

Fastest Three Goals Against: (:34) Bob Manno, Danny Gare (2) at Detroit, Oct. 26, 1984

Fastest Two Goals, Both Teams: (:05) by Richard Martin and Greg Polis at Pittsburgh, Jan. 3, 1974

Fastest Three Goals, Both Teams: (:18) by Jim Moxey, Wayne Merrick and Danny Gare at California, Feb. 1, 1976

Fastest Buffalo Goal from Opening FaceOff: (:07) by Danny Gare vs. Vancouver, Dec. 17, 1978

Fastest Opponent Goal from Opening FaceOff: (:09) Jim Wiemer of NY Rangers, Mar. 27, 1985; Yvon Cournoyer at Montreal, Dec. 22, 1973

Fastest Buffalo Goal from Start of One Period: (:06) by Jerry Korab vs. New York Rangers, Dec. 4, 1975

Most Buffalo Goals, One Period: (9) vs. Toronto, Mar. 19, 1981

Most Goals, Buffalo and Opponent, One Period: (12) Buffalo (9) and Toronto (3), Mar. 19, 1981

Most Buffalo Points, One Period: (23) vs. Toronto, Mar. 19, 1981

Most Points, Buffalo and Opponent, One Period: (32) Buffalo (23) and Toronto (9), Mar. 19, 1981

SABRES' TEAM SEASON RECORDS

Most Points: (113) 1974-75

Most Home Points: (63) 1972-73

Most Road Points: (51) 1974-75

Fewest Points: (51) 1971-72

Fewest Home Points: (31) 1971-72

Fewest Road Points: (20) 1971-72

Most Wins: (49) 1974-75

Most Home Wins: (30) 1972-73

Most Road Wins: (23) 1983-84

Fewest Wins: (16) 1971-72

Fewest Home Wins: (11) 1971-72

Fewest Road Wins: (5) 1971-72

Most Losses: (43) 1971-72

Most Home Losses: (19) 1971-72

Most Road Losses: (26) 1970-71

Fewest Losses: (16) 1974-75

Fewest Home Losses: (5) 1979-80

Fewest Road Losses: (10) 1974-75

Most Ties: (21) 1980-81

Most Home Ties: (12) 1980-81

Most Road Ties: (11) 1972-73

Fewest Ties: (7) 1983-84

Fewest Home Ties: (3) 1972-73

Fewest Road Ties: (1) 1983-84

Most Overtime Games: (17) 1984-85

Most Home Overtime Games: (9) 1984-85 (0-2-7)

Most Road Overtime Games: (8) 1984-85 (0-1-7)

Most Overtime Wins: (5) 1983-84

Most Overtime Losses: (3) 1984-85

Most Goals For: (354) 1974-75

Most Goals For—at Home: (199) 1974-75

Most Goals For—on Road: (155) 1974-75

Fewest Goals For: (203) 1971-72

Fewest Goals For—at Home: (110) 1971-72

Fewest Goals For—on Road: (93) 1971-72

Most Goals Against: (291) 1970-71

Most Goals Against—at Home: (130) 1978-79

Most Goals Against—on Road: (168) 1970-71

Fewest Goals Against: (201) 1979-80

Fewest Goals Against—at Home: (80) 1972-73

Fewest Goals Against—on Road: (106) 1979-80

Most Power Play Goals: (83) 1974-75

Fewest Power Play Goals: (48) 1973-74

Most Power Play Goals Against: (57) 1981-82

Fewest Power Play Goals Against: (31) 1977-78

Most Shorthanded Goals: (17) 1974-75

Fewest Shorthanded Goals: (1) 1971-72

Most Shorthanded Goals Against: (14) 1983-84

Fewest Shorthanded Goals Against: (3) 1977-78

Most Shut-outs For: (7) 1974-75

Most Shut-outs For—at Home: (6) 1972-73

Most Shut-outs For—on Road: (3) 1984-85, 1974-75

Most Shut-outs Against: (7) 1970-71

Most Shut-outs Against—at Home: (3) 1970-71

Most Shut-outs Against—on Road: (4) 1982-83, 1970-71

Longest Consecutive Non-Shut-out Streak Against Sabres: (150 games) Oct. 31, 1979 to Oct. 10, 1981 ... Entering 1985-86, Sabres have gone 140 games without being shutout ... Last shutout against was Nov. 18, 1983 at Edmonton

Longest Consecutive Non-Shut-out Streak Against Sabres—at Home: (311 games) Nov. 23, 1977 to present

Longest Consecutive Non-Shut-out Streak Against Sabres—on Road: (75 games) Oct. 31, 1979 to Oct. 10, 1981 ... Entering 1985-86, Sabres have gone 71 consecutive road games without being shutout ... Last shutout on road was Nov. 18, 1983 at Edmonton

Most 20-goal scorers: (9) 1974-75

Most 30-goal scorers: (6) 1974-75

Most 40-goal scorers: (3) 1979-80, 1975-76

Most 50-goal scorers: (1) Four times

Longest Winning Streak: (10) Jan. 4 through Jan. 23, 1984

Longest Home Winning Streak: (12) Nov. 12, 1972 through Jan. 7, 1973

Longest Road Winning Streak: (10) Dec. 10, 1983 through Jan. 23, 1984

Longest Undefeated Streak: (14) Mar. 6 through Apr. 6, 1980

Longest Home Undefeated Streak: (21) Oct. 8, 1972 through Jan. 7, 1973

Longest Road Undefeated Streak: (10) Dec. 10, 1983 through Jan. 23, 1984

Most Consecutive Ties: (4) Dec. 9, 12, 14, 16, 1984; Feb. 26, 27, Mar. 3, 6, 1982; Jan. 9, 11, 14, 16, 1981; Dec. 22, 29, 31, 1977 and Jan. 1, 1978

Longest Losing Streak: (7) Oct. 25 through Nov. 8, 1970

Longest Home Losing Streak: (5) Feb. 15, 18, 22, 24, Mar. 3, 1985

Longest Road Losing Streak: (7) Feb. 6 through Feb. 27, 1971; Oct. 14 through Nov. 7, 1970

SABRES' FIRSTS IN THE NHL

- First Sabre Goal:** Jim Watson, Oct. 10, 1970 at Pittsburgh at 5:01 of second period
First Sabre Assist: Gerry Meehan, Oct. 10, 1970 at Pittsburgh on goal by Jim Watson
First Sabre Penalty: Gerry Meehan, Oct. 10, 1970 at Pittsburgh for holding at 7:54 of first period
First Goal Against Sabres: Wally Boyer of Pittsburgh, Oct. 10, 1970 at 8:09 of second period
First Assist Against Sabres: Duane Rupp of Pittsburgh, Oct. 10, 1970 on goal by Wally Boyer
First Penalty Against Sabres' Opponent: Duane Rupp of Pittsburgh, Oct. 10, 1970 for hooking at 1:41 of first period
First Sabre Power Play Goal: Gil Perreault, Oct. 10, 1970 at Pittsburgh at 11:26 of third period
First Power Play Goal Against Sabres: Dave Balon of NY Rangers, Oct. 14, 1970 in New York at 15:52 of third period
First Sabre Major Penalty: Brian McDonald, Oct. 10, 1970 at Pittsburgh for elbowing, fighting and a misconduct at 8:01 of third period
First Major Penalty on Sabres' Opponent: Bryan Hextall of Pittsburgh, Oct. 10, 1970 for fighting and a game misconduct at 8:01 of third period
First Sabre Win: October 10, 1970 (2-1 in Pittsburgh)
First Sabre Tie: October 18, 1970 (1-1 vs. Pittsburgh)
First Sabre Loss: October 14, 1970 (3-0 in New York vs. Rangers)
First Sabre Shutout: Dec. 6, 1970 vs. Minnesota (Roger Crozier, 1-0)
First Shutout Against Sabres: Oct. 14, 1970 at NY Rangers (Ed Giacomin, 3-0)
First Sabre Hat Trick: Jan. 29, 1971 (Gil Perreault vs. California)
First Hat Trick vs. Sabres: Dec. 22, 1970 (Dave Balon of NY Rangers)

YEAR-BY-YEAR LEADERS

YEAR	GOALS	ASSISTS	POINTS	PENALTY MINS.
1970-71	Perreault (38)	Goyette (46)	Perreault (72)	Pratt (179)
1971-72	Martin (44)	Perreault (48)	Martin (74)	Hamilton (105)
			Perreault (74)	
1972-73	Robert (40)	Perreault (60)	Perreault (88)	Schoenfeld (178)
1973-74	Martin (52)	Robert (44)	Martin (86)	Carriere (103)
1974-75	Martin (52)	Robert (60)	Robert (100)	Korab (184)
			Schoenfeld (184)	
1975-76	Gare (50)	Perreault (69)	Perreault (113)	Gare (129)
1976-77	Perreault (39)	Perreault (56)	Perreault (95)	Korab (120)
1977-78	Perreault (41)	Perreault (48)	Perreault (89)	Korab (119)
		Robert (48)		
1978-79	Martin (32)	Perreault (58)	Perreault (85)	Korab (104)
1979-80	Gare (56)	Perreault (66)	Perreault (106)	Playfair (145)
1980-81	Gare (46)	Van Boxmeer (51)	Gare (85)	Playfair (169)
1981-82	Perreault (31)	Van Boxmeer (54)	Perreault (73)	Playfair (258)
1982-83	McKegney (36)	Housley (47)	Perreault (76)	Playfair (180)
1983-84	Andreychuk (38)	Perreault (59)	Perreault (90)	Playfair (209)
1984-85	Andreychuk (31)	Perreault (53)	Perreault (83)	Playfair (157)
		Housley (53)		

BUFFALO SABRES SEASON OPENERS

OPENER	HOME	ROAD
2-1 at Pitt. 10/10/70	0-3 vs. Mtl. 10/15/70	2-1 at Pitt. 10/10/70
2-1 vs. Pitt. 10/10/71	2-1 vs. Pitt. 10/10/71	1-4 at St. L. 10/12/71
5-3 vs. Atl. 10/8/72	5-3 vs. Atl. 10/8/72	1-1 at Atl. 10/14/72
4-7 at Tor. 10/10/73	3-1 vs. Van. 10/14/73	4-7 at Tor. 10/10/73
9-5 vs. Bos. 10/10/74	9-5 vs. Bos. 10/10/74	1-6 at Phil. 10/12/74
4-0 vs. Det. 10/9/75	4-0 vs. Det. 10/9/75	5-3 at St. L. 10/18/75
0-4 at Det. 10/9/76	3-1 vs. Mtl. 10/10/76	0-4 at Det. 10/9/76
3-2 vs. NYI 10/13/77	3-2 vs. NYI 10/13/77	5-2 at Tor. 10/15/77
2-2 vs. NYI 10/12/78	2-2 vs. NYI 10/12/78	5-2 at Minn. 10/14/78
6-3 vs. Wash. 10/11/79	6-3 vs. Wash. 10/11/79	5-2 at NYI 10/13/79
3-4 at Chi. 10/9/80	3-3 vs. Hart. 10/12/80	3-4 at Chi. 10/9/80
5-3 vs. Wash. 10/7/81	5-3 vs. Wash. 10/7/81	0-9 at Mtl. 10/10/81
4-6 vs. Que. 10/6/82	4-6 vs. Que. 10/6/82	4-6 at Que. 10/9/82
5-3 vs. Hart. 10/5/83	5-3 vs. Hart. 10/5/83	2-9 at Que. 10/8/83
4-3 vs. Mtl. 10/11/84	4-3 vs. Mtl. 10/11/84	3-4 at Tor. 10/13/84
10-4-1 overall	11-2-2 in home openers	5-9-1 in road openers
9-1-1 at home		
1-3-0 on road		

BUFFALO PENALTY SHOTS

- Nov. 5, 1970 at Buffalo** . . . Paul Andrea unsuccessful vs. Vancouver's Dunc Wilson
Dec. 20, 1973 at Buffalo . . . John Gould unsuccessful vs. Montreal's Michel Plasse
Jan. 31, 1974 at Philadelphia . . . Richard Martin successful vs. Philadelphia's Bernie Parent
Jan. 25, 1975 at Montreal . . . Richard Martin unsuccessful vs. Montreal's Michel Larocque
Feb. 2, 1975 at Buffalo . . . Don Luce unsuccessful vs. Kansas City's Denis Herron
Oct. 19, 1975 at Buffalo . . . Don Luce unsuccessful vs. Washington's Ron Low
Feb. 4, 1976 at Los Angeles . . . Gil Perreault unsuccessful vs. Los Angeles' Rogie Vachon
Feb. 22, 1976 at Buffalo . . . Rene Robert unsuccessful vs. Montreal's Ken Dryden
Apr. 1, 1978 at Toronto . . . Gil Perreault unsuccessful vs. Toronto's Mike Palmateer
Dec. 19, 1982 at Buffalo . . . Brent Peterson unsuccessful vs. Quebec's Dan Bouchard
Nov. 25, 1983 at Buffalo . . . Gil Perreault successful vs. Chicago's Murray Bannerman
Jan. 14, 1984 at Detroit . . . Brent Peterson unsuccessful vs. Detroit's Greg Stefan
Oct. 31, 1984 at Buffalo . . . John Tucker successful vs. Philadelphia's Pelle Lindbergh
Dec. 26, 1984 at Buffalo . . . John Tucker unsuccessful vs. Toronto's Rick St. Croix

PENALTY SHOTS VS. BUFFALO

- Oct. 20, 1971 at Toronto** . . . Paul Henderson unsuccessful vs. Roger Crozier
Nov. 12, 1972 at Buffalo . . . Lowell MacDonald of Pittsburgh unsuccessful vs. Roger Crozier
Mar. 9, 1973 at Vancouver . . . Andre Boudrias scored vs. Roger Crozier
Nov. 13, 1974 at Montreal . . . Steve Shutt unsuccessful vs. Gary Bromley
Dec. 5, 1974 at Buffalo . . . Tommy Williams of Washington unsuccessful vs. Gary Bromley
Jan. 23, 1975 at Buffalo . . . Pierre Jarry of Detroit unsuccessful vs. Roger Crozier
Feb. 22, 1981 at Buffalo . . . Steve Shutt of Montreal unsuccessful vs. Don Edwards
Dec. 17, 1981 at Philadelphia . . . Behn Wilson scored vs. Don Edwards
Mar. 29, 1983 at Hartford . . . Blaine Stoughton scored vs. Bob Sauve
Mar. 9, 1984 at Buffalo . . . Marcel Dionne of Los Angeles scored vs. Tom Barrasso
Jan. 5, 1985 at New York Islanders . . . Bryan Trottier unsuccessful vs. Tom Barrasso

SABRES SCORING STORY

PLAYER	GP	G	A	PTS	PIM
PERREAULT, Gil	1099	482	768	1250	466
MARTIN, Richard	681	382	313	695	475
RAMSAY, Craig	1070	252	420	672	201
ROBERT, Rene	524	222	330	552	401
LUCE, Don	766	216	310	526	304
GARE, Danny	503	267	233	500	686
SELING, Ric	595	164	187	351	450
LORENTZ, Jim	487	134	197	331	126
SAVARD, Andre	467	130	175	305	221
KORAB, Jerry	537	67	216	283	870
McKEGNEY, Tony	363	127	141	268	117
SCHOENFELD, Jim	584	45	183	228	1025
HAJT, Bill	773	41	184	225	404
FOLIGNO, Mike	269	101	116	217	589
VAN BOXMEER, John	294	49	166	215	239
HODSLEY, Phil	225	66	146	212	100
MEEHAN, Gerry	306	94	114	208	60
RUFF, Lindy	364	68	123	191	629
ANDREYCHUK, Dave	185	83	95	178	112
GUEVREMONT, Jocelyn	326	38	130	168	189
HAMEL, Gilles	288	73	91	164	154
DUDLEY, Rick	279	70	94	164	264
SMITH, Derek	244	65	98	163	38
RAMSEY, Mike	393	36	117	153	357
DUNN, Richie	280	21	98	119	196
CYR, Paul	178	53	63	116	174
STANFIELD, Fred	248	42	73	115	16
SPENCER, Brian	240	42	72	114	206
McNAB, Peter	154	49	59	108	26
PETERSON, Brent	265	43	63	106	180
VIRTA, Hannu	198	20	78	98	50
McCOURT, Dale	119	41	56	97	22
ATKINSON, Steve	255	49	47	96	96
PLAYFAIR, Larry	484	23	70	93	1178
McKENNA, Sean	192	50	41	92	92
McADAM, Gary	227	40	45	85	76
GOYETTE, Phil	97	18	67	85	20
FOGOLIN, Lee	329	8	68	76	424
HAWORTH, Alan	106	37	38	75	64
SAGVE, Jean-Francois	98	24	49	73	67
SHACK, Eddie	106	36	31	67	127
TUCKER, John	85	34	31	65	25
LAMBERT, Yvon	77	25	39	64	38
HAMILTON, Al	145	6	58	64	176
RICHARD, Jacques	155	24	38	62	73
CLOUTIER, Real	82	24	36	60	25
PATRICK, Steve	152	21	34	55	125
ROBITAILLE, Mike	170	8	46	54	122
CARRIERE, Larry	206	9	43	52	284
DAVIS, Mal	82	27	22	49	30
MARSHALL, Donny	62	20	29	49	6
MARTIN, Terry	148	20	22	42	50
HILLMAN, Larry	121	6	35	41	114
PRATT, Tracy	210	2	39	41	399
MOLLER, Mike	127	13	27	40	41
GRATTON, Norm	102	15	23	38	30
HARRIS, Hugh	60	12	26	38	17
MICKEY, Larry	117	20	14	34	65
BARRIE, Doug	102	6	28	34	213
ANDREA, Paul	47	11	21	32	4
ANDERSON, Ron	111	14	16	30	63
KEENAN, Larry	66	9	20	29	8
GOULD, John	92	14	12	26	13
WIEMER, Jim	74	8	17	25	52
DUFF, Dick	61	9	15	24	12
EVANS, Chris	61	6	18	24	98
O'SHEA, Kevin	93	10	13	23	52
HORTON, Tim	124	1	22	23	109
MONGRAIN, Bob	70	11	11	22	12
FENYVES, Dave	94	1	20	21	50
McCLANAHAN, Rob	66	5	17	22	38
MALONEY, Dave	52	1	21	22	41
TERBENCHE, Paul	118	2	19	21	20
STEWART, Bill	81	3	17	20	116
WATSON, Jim	144	4	15	19	248
WYROZUB, Randy	100	8	10	18	10
SMITH, Floyd	83	6	12	18	48
ROMBOUGH, Doug	51	8	9	17	27

LAWSON, Danny	78	10	6	16	15
BYERS, Mike	46	9	7	16	12
FLEMING, Reg	78	6	10	16	159
CREIGHTON, Adam	37	4	10	14	37
BREITENBACH, Ken	68	1	13	14	49
SCHMAUTZ, Cliff	26	5	7	12	10
EDWARDS, Don	307	0	11	11	32
KRAKE, Skip	74	4	5	9	68
ORLANDO, Gates	11	3	6	9	6
SAUVE, Bob	246	0	9	9	20
SCHOCK, Ron	40	4	4	8	0
HESS, Bob	33	0	8	8	14
BARRASSO, Tom	96	0	8	8	61
VERRET, Claude	14	2	5	7	2
FISCHER, Ron	18	0	7	7	6
TALBOT, Jean-Guy	57	0	7	7	36
SCHULTZ, Dave	41	3	3	6	114
CORNEYWORTH, Randy	21	2	4	6	47
LACOMBE, Normand	30	2	4	6	25
JITILA, Timo	10	1	5	6	13
KOWAL, Joe	22	0	5	5	13
DEADMARSH, Butch	56	2	2	4	39
RENAUD, Mark	10	1	3	4	6
BROMLEY, Gary	63	0	4	4	2
ZAINE, Rod	24	2	1	3	4
ROBERTSON, Geordie	5	1	2	3	7
BOLAND, Mike	22	1	2	3	29
McKAY, Ray	40	0	3	3	18
BOSNIJK, Ron	66	0	3	3	13
CROZIER, Roger	202	0	3	3	22
LEMIEUX, Real	11	1	1	2	4
McINTOSH, Paul	47	0	2	2	66
DRYDEN, Dave	120	0	2	2	4
LANGVIN, Chris	6	1	0	1	2
LACOMBE, Francois	1	0	1	1	2
WALSH, Jim	4	0	1	1	4
BALL, Terry	12	0	1	1	6
INGLIS, Billy	14	0	1	1	6
CLOUTIER, Jacques	33	0	1	1	0
DALEY, Joe	38	0	1	1	12
DESJARDINS, Gerry	116	0	1	1	4
EATOUGH, Jeff	1	0	0	0	0
PERRY, Brian	1	0	0	0	0
SUHKANEN, Kai	2	0	0	0	0
IRELAND, Randy	2	0	0	0	0
RAMSEY, Wayne	2	0	0	0	0
GILLIS, Jere	3	0	0	0	0
LAGACE, Jean-Guy	3	0	0	0	2
McSHEFFREY, Bryan	3	0	0	0	0
RICHER, Bob	3	0	0	0	0
TIDEY, Alex	3	0	0	0	0
MYRE, Phil	5	0	0	0	2
HARRISON, Paul	6	0	0	0	2
JAMES, Val	7	0	0	0	16
McDONALD, Brian	12	0	0	0	29
McMAHON, Mike	12	0	0	0	0
MYERS, Hap	13	0	0	0	6
NORIS, Joe	18	0	0	0	2
TITANIC, Morris	19	0	0	0	0
FARR, Rocky	19	0	0	0	0

GOALTENDERS	GPI	MINS	GA	SO	EN	AVG.	W	L	T
BARRASSO, T.	96	5723	261	7	6	2.73	51	30	13
DESJARDINS, G.	116	6802	319	5	2	2.81	66	30	18
EDWARDS, D.	307	17969	869	14	13	2.90	156	83	61
DRYDEN, D.	120	6440	328	5	8	3.06	43	45	20
SAUVE, B.	246	14063	752	7	8	3.20	113	76	39
BROMLEY, G.	63	2334	184	4	2	3.20	29	17	14
CROZIER, R.	202	10980	591	10	11	3.23	74	76	29
CLOUTIER, J.	32	1701	94	0	0	3.32	15	8	6
SMITH, A.	21	1105	62	0	1	3.37	9	6	2
FARR, R.	19	722	42	0	2	3.49	2	6	8
HARRISON, P.	6	229	14	0	1	3.67	2	1	1
FARR, J.	38	2073	128	1	2	3.70	12	16	8
MYRE, P.	5	300	21	0	1	4.20	3	2	0
IRELAND, R.	2	30	3	0	0	6.00	0	0	0

E
ew
n-
e a
ne
rs.
n-
ck
am

E
DIC
me

DF
ST

SABRES' TEAM PLAYOFF RECORDS ONE PLAYOFF YEAR

Most Wins: (10) 1975 (17 games)
Fewest Wins: (0) 1984 (3 games)
Most Losses: (7) 1975 (17 games)
Fewest Losses: (2) 1979 (3 games)
Most Goals For: (53) 1975 (17 games)
Fewest Goals For: (5) 1984 (3 games)
Most Goals Against: (58) 1975 (17 games)
Fewest Goals Against: (9) 1979 (3 games)
Most Shut Outs For: (3) 1980 (14 games)
Most Shut Outs Against: (1) 1975 (7-0 by Montreal), 1983 (9-0 by Boston)
Most Overtime Games: (4) 1975 (17 games)
Longest Winning Streak: (5) Apr. 12, 16, 17, 19, 20, 1980
Longest Losing Streak: (4) Apr. 11, 13, 15, 17, 1977; Apr. 15, 17, 20, 22, 1976
Greatest Winning Margin: (6) 6-0 vs. Vancouver, 1980; 7-1 vs. Minnesota, 1977
Greatest Losing Margin: (9) 9-0 at Boston, 1983
Most Power Play Goals: (17) 1980 (14 games)
Most Power Play Goals Against: (14) 1975 (17 games)
Most Shorthanded Goals: (2) 1975 (17 games)
Most Shorthanded Goals Against: (3) 1980 (14 games)
Most Shots on Goal: (532) 1975 (17 games)
Fewest Shots on Goal: (83) 1984 (3 games)
Most Shots on Goal Against: (459) 1975 (17 games)
Fewest Shots on Goal Against: (73) 1984 (3 games)
Most Buffalo Penalty Minutes: (276) 1975 (17 games)
Most Opponents' Penalty Minutes: (243) 1975 (17 games)

ONE GAME ONLY

Most Goals: (7) vs. Quebec, Apr. 14, 1985; at Boston, Apr. 14, 1983; at New York Islanders, May 6, 1980; at Minnesota, Apr. 7, 1977.
Most Goals Against: (9) at Boston, Apr. 20, 1983
Most Goals, Buffalo and Opponent: (11) 6-5 loss at Quebec, Apr. 16, 1985; 7-4 win over Quebec, Apr. 14, 1985; 7-4 win at Boston, Apr. 14, 1983; 7-4 win at New York Islanders, May 6, 1980; 7-4 loss at New York Islanders, May 3, 1980; 6-5 win over Montreal, Apr. 27, 1985.
Most Goals, One Period: (5) Third period vs. Quebec, Apr. 14, 1985; Third period vs. Quebec, Apr. 13, 1985; Third period vs. Chicago, Apr. 20, 1975.
Most Shots on Goal: (57) vs. St. Louis, Apr. 8, 1976
Fewest Shots on Goal: (15) vs. New York Islanders, May 8, 1980
Most Shots on Goal Against: (50) at Minnesota, Apr. 20, 1981
Fewest Shots on Goal Against: (14) by Chicago, Apr. 22, 1975
Most Buffalo Penalty Minutes: (68) vs. Quebec, Apr. 14, 1985
Most Opponent Penalty Minutes: (79) vs. Quebec, Apr. 14, 1985
Most Penalty Minutes, Buffalo and Opponent: (147) Buffalo and Quebec, Apr. 14, 1985

Fastest Two Buffalo Goals, One Player: (1:02) Lindy Ruff at Boston, Apr. 14, 1983
Fastest Two Goals Against, One Player: (:27) Guy Lafleur of Montreal, May 1, 1975
Fastest Three Buffalo Goals, One Player: (12:37) Dave Andreychuk vs. Quebec, Apr. 14, 1985
Fastest Three Goals Against, One Player: (13:40) Barry Pederson of Boston, Apr. 8, 1982.
Fastest Two Buffalo Goals: (:14) Mike Foligno, Sean McKenna vs. Quebec, Apr. 5, 1984
Fastest Two Goals Against: (:16) Peter Mahovlich, Murray Wilson of Montreal, Apr. 8, 1973
Fastest Three Buffalo Goals: (3:02) John Tucker, Dave Andreychuk and Ric Seiling vs. Quebec, Apr. 13, 1985
Fastest Three Goals Against: (3:08) Barry Pederson, Rick Middleton, Barry Pederson of Boston, Apr. 8, 1982
Fastest Two Goals, Both Teams: (:05) Gil Perreault and Jim Hamilton of Pittsburgh, Apr. 14, 1979
Fastest Buffalo Goal from Opening Face-Off: (1:06) Gil Perreault vs. Montreal, Apr. 5, 1973
Fastest Opponent Goal from Opening Face-Off: (:32) Guy Lapointe of Montreal, Apr. 27, 1975
Shortest Overtime Game: (60:22) Minnesota win over Buffalo, Apr. 16, 1981 on goal by Steve Payne
Longest Overtime Game: (81:20) New York Islanders win over Buffalo, May 1, 1980 on goal by Bob Nystrom

SABRES' INDIVIDUAL PLAYOFF RECORDS ONE PLAYOFF YEAR

Most Goals: (10) Gil Perreault, 1980
Most Assists: (11) Gil Perreault, 1980
Most Points: (21) Gil Perreault, 1980
Most Penalty Minutes: (47) Lindy Ruff, 1983
Most Power Play Goals: (5) Richard Martin, 1975
Most Shorthanded Goals: (1) Don Luce, 1980, 1975; Craig Ramsay, 1976, 1975
Most Minutes Played by a Goaltender: (760) Gerry Desjardins, 1975
Most Shots on Goal: (66) Gil Perreault, 1975

ONE FINAL SERIES Vs. Philadelphia, 1975, 6 games

Most Goals: (2) Danny Gare, Jerry Korab, Don Luce, Richard Martin
Most Assists: (4) Richard Martin
Most Points: (6) Richard Martin
Most Penalty Minutes: (12) Don Luce
Most Power Play Goals: (1) Jerry Korab, Richard Martin, Gil Perreault
Most Shorthanded Goals: (0)
Most Minutes Played by a Goaltender: (260) Gerry Desjardins
Most Shots on Goal: (23) Gil Perreault

E
 ew
 en-
 e a
 one
 rs.
 on-
 ick
 am

 E™
 DIC
 ime

 OF
 ST

ONE SEMI-FINAL SERIES

- Most Goals:** (6) Gil Perreault vs. New York Islanders, 1980
Most Assists: (4) Peter McNab vs. Montreal, 1975
Most Points: (8) Gil Perreault vs. New York Islanders, 1980
Most Penalty Minutes: (24) Larry Carriere vs. Montreal, 1975
Most Power Play Goals: (2) Derek Smith vs. New York Islanders, 1980
Most Shorthanded Goals: (1) Don Luce vs. New York Islanders, 1980; vs. Montreal, 1975; Craig Ramsay vs. Montreal, 1975
Most Minutes Played by a Goaltender: (259) Bob Sauve vs. New York Islanders, 1980
Most Shots on Goal: (27) Richard Martin vs. Montreal, 1975

ONE QUARTER-FINAL SERIES

- Most Goals:** (5) Rene Robert vs. Montreal, 1973
Most Assists: (7) Gil Perreault vs. Montreal, 1973; vs. Boston, 1980
Most Points: (10) Gil Perreault vs. Montreal, 1973
Most Penalty Minutes: (47) Lindy Ruff vs. Boston, 1983
Most Power Play Goals: (3) Richard Martin vs. Chicago, 1975
Most Shorthanded Goals: (0)
Most Minutes Played by a Goaltender: (347) Gerry Desjardins vs. New York Islanders, 1976
Most Shots on Goal: (38) Richard Martin vs. Montreal, 1973

ONE PRELIMINARY ROUND

- Most Goals:** (3) Yvon Lambert vs. Boston, 1982; Richard Martin vs. Vancouver, 1980; Jim Lorentz vs. Minnesota, 1977
Most Assists: (7) Gil Perreault vs. Boston, 1982
Most Points: (7) Gil Perreault vs. Boston, 1982
Most Penalty Minutes: (28) Lindy Ruff vs. Boston, 1982
Most Power Play Goals: (2) Mike Foligno vs. Boston, 1982; Danny Gare vs. Vancouver, 1981
Most Shorthanded Goals: (1) Craig Ramsay vs. St. Louis, 1976
Most Minutes Played by a Goaltender: (214) Don Edwards vs. Boston, 1982
Most Shutouts: (2) Bob Sauve vs. Montreal, 1983
Most Shots on Goal: (17) Richard Martin vs. St. Louis, 1976

ONE GAME ONLY

- Most Goals:** (3) Dave Andreychuk, Apr. 14, 1985 vs. Quebec; Gil Perreault, May 6, 1980, vs. New York Islanders; Jim Lorentz, Apr. 7, 1977, vs. Minnesota
Most Assists: (4) Gil Perreault vs. Boston, Apr. 10, 1982; vs. Chicago, Apr. 17, 1980
Most Points: (4) Lindy Ruff vs. Quebec Apr. 16, 1985; Gil Perreault vs. Boston, Apr. 10, 1982; vs. New York Islanders, May 6, 1980; vs. Chicago, Apr. 17, 1980; Derek Smith vs. New York Islanders, May 6, 1980.
Most Penalty Minutes: (21) Danny Gare vs. New York Rangers, 1978
Most Power Play Goals: (1) By several players
Most Shorthanded Goals: (1) Don Luce vs. New York Islanders, 1980; Craig Ramsay vs. St. Louis, 1976; Don Luce, Craig Ramsay vs. Montreal, 1975
Most Minutes Played by a Goaltender: (81:20) Bob Sauve vs. New York Islanders, May 1, 1980
Most Shots on Goal: (11) Tony McKegney vs. Minnesota, 1981; Danny Gare vs. St. Louis, 1976

SABRES' PLAYOFF HISTORY

BUFFALO VS.	GP	W	L	GF	GA
Boston	11	4	7	34	50
Chicago	9	8	1	36	17
Minnesota	7	3	4	28	26
Montreal	15	9	6	45	52
NY Islanders	16	4	12	45	59
NY Rangers	3	2	1	11	6
Philadelphia	11	3	8	23	35
Pittsburgh	3	1	2	9	9
Quebec	8	2	6	27	35
St. Louis	3	2	1	7	8
Vancouver	7	6	1	28	14
TOTALS	93	44	49	293	311

SERIES SUMMARIES

- Finals:** 0-1 (lost to Philadelphia, 4 games to 2, 1975)
Semi-Finals: 1-1 (defeated Montreal, 4 games to 2, 1975; lost to NY Islanders, 4 game to 2, 1980)
Quarter-Finals: 2-6 (lost to Montreal, 4 games to 2, 1973; defeated Chicago, 4 games to 1, 1975; lost to NY Islanders, 4 games to 2, 1976; lost to NY Islanders, 4 games to 0, 1977; lost to Philadelphia, 4 games to 1, 1978; defeated Chicago, 4 games to 0, 1980; lost to Minnesota, 4 games to 1, 1981; lost to Boston, 4 games to 3, 1983)
First Round: 6-4 (defeated St. Louis, 2 games to 1, 1976; defeated Minnesota, 2 games to 0, 1977; defeated NY Rangers, 2 games to 1, 1978; lost to Pittsburgh, 2 games to 1, 1979; defeated Vancouver, 3 games to 1, 1980; defeated Vancouver, 3 games to 0, 1981; lost to Boston, 3 games to 1, 1982; defeated Montreal, 3 games to 0, 1983; lost to Quebec, 3 games to 0, 1984; lost to Quebec, 3 games to 2, 1985)

BUFFALO SABRES' PLAYOFF SCORING 1985

PLAYER	GP	G	A	PTS +/-	PIM	PP	SH	GW	S	PCT
Gil Perreault	5	3	5	8 +2	4	1	0	0	10	30.0%
Dave Andreychuk ..	5	4	3	7 +5	4	0	0	2	12	33.3%
Lindy Ruff	5	2	4	6 +2	15	1	0	0	15	13.3%
John Tucker	5	1	5	6 +3	0	0	0	0	8	12.5%
Ric Seiling	5	4	1	5 +2	4	0	0	0	11	36.4%
Phil Housley	5	3	2	5 E	2	0	0	0	12	25.0%
Paul Cyr	5	2	2	4 E	2	0	0	0	12	16.7%
Bill Hajt	3	1	3	4 +1	6	0	0	0	5	20.0%
Mike Foligno	5	1	3	4 +6	12	0	0	0	6	16.7%
Gates Orlando	5	0	4	4 -2	14	0	0	0	6	.0%
Larry Playfair	5	0	3	3 +2	9	0	0	0	2	.0%
Craig Ramsay	5	1	1	2 -3	0	0	0	0	6	16.7%
Sean McKenna	5	0	1	1 -7	0	0	0	0	4	.0%
Mike Ramsey	5	0	1	1 E	23	0	0	0	10	.0%
Gilles Hamel	1	0	0	0 -2	0	0	0	0	0	.0%
Jerry Korab	1	0	0	0 -1	2	0	0	0	0	.0%
Dave Maloney	1	0	0	0 E	0	0	0	0	0	.0%
Bob Halkidis	4	0	0	0 E	19	0	0	0	1	.0%
Tom Barrasso	5	0	0	0 E	2	0	0	0	0	.0%
Dave Fenyves	5	0	0	0 -1	2	0	0	0	3	.0%
Brent Peterson	5	0	0	0 -2	6	0	0	0	3	.0%
Jim Schoenfeld	5	0	0	0 -2	4	0	0	0	2	.0%
GOALTENDERS	GP	MINS	AVG.	W	L	EN	SO	GA	SA	SPCT.
Tom Barrasso	5	300	4.40	2	3	0	0	22	151	85.4%

BUFFALO SABRES' ALL-TIME PLAYOFF SCORING

PLAYER	GP	G	A	PTS	PIM
PERREAULT, Gil	90	33	70	103	44
MARTIN, Richard	62	24	29	53	74
RAMSAY, Craig	89	17	31	48	27
GARE, Danny	57	23	21	44	147
ROBERT, Rene	47	22	16	38	71
LUCE, Don	62	17	19	36	46
SEILING, Ric	55	14	14	28	31
SMITH, Derek	30	9	14	23	13
KORAB, Jerry	46	7	14	21	69
GUEVREMONT, Jocelyn	40	4	17	21	18
LORENTZ, Jim	35	11	9	20	22
McKEGNEY, Tony	38	11	9	20	10
RUFF, Lindy	36	11	8	19	141
VAN BOXMEER, John	35	5	14	19	35
RAMSEY, Mike	43	6	12	18	90
HAJT, Bill	80	2	16	18	70
SAVARD, Andre	45	5	11	16	40
SCHOENFELD, Jim	75	3	13	16	151
DUNN, Richie	27	2	14	16	16
FOLIGNO, Mike	22	7	7	14	79
HOUSLEY, Phil	18	6	6	12	10
McCOURT, Dale	14	5	5	10	4
DUDLEY, Rick	25	7	2	9	69
HAWORTH, Alan	10	4	5	9	4
CYR, Paul	18	3	6	9	21
ANDREYCHUK, Dave	11	5	4	9	10
McNAB, Peter	25	2	6	8	4
TUCKER, John	8	2	5	7	0
HAMEL, Gilles	18	2	5	7	8
FOGOLIN, Lee	30	0	6	6	58
PLAYFAIR, Larry	39	0	6	6	97
McADAM, Gary	15	3	2	5	7
PETERSON, Brent	22	2	3	5	50
SPENCER, Brian	30	1	4	5	12
SAUVE, Jean Francois	7	2	2	4	0
MARTIN, Terry	11	2	2	4	10
VIRTA, Hannu	17	1	3	4	6
ORLANDO, Gates	5	0	4	4	14
LAMBERT, Yvon	4	3	0	3	2
RICHARD, Jacques	12	2	1	3	7
MONGRAIN, Bob	11	1	2	3	2
STEWART, Bill	9	0	3	3	0
CARRIERE, Larry	23	0	3	3	40
SCHULTZ, Dave	3	0	2	2	4
McCLANAHAN, Rob	15	0	2	2	17
McKENNA, Sean	8	1	1	2	2
MICKEY, Larry	6	1	0	1	5
DAVIS, Mal	7	1	0	1	0
MOLLER, Mike	3	0	1	1	0
GRATTON, Norm	6	0	1	1	2
HORTON, Tim	6	0	1	1	4
MEEHAN, Gerry	6	0	1	1	0
PATRICK, Steve	8	0	1	1	6
BREITENBACH, Ken	8	0	1	1	4
CROZIER, Roger	9	0	1	1	2
MALONEY, Dave	1	0	0	0	0
MYRE, Phil	1	0	0	0	0
WIEMER, Jim	1	0	0	0	0
HARRISON, Paul	1	0	0	0	0
SMITH, Al	1	0	0	0	0
DEZIEL, Michel	1	0	0	0	0
CLOUTIER, Real	2	0	0	0	0

DRYDEN, Dave	2	0	0	0	0
KOWAL, Joe	2	0	0	0	0
SCHOCK, Ron	2	0	0	0	0
TIDEY, Alex	2	0	0	0	0
McINTOSH, Paul	2	0	0	0	7
JAMES, Val	3	0	0	0	0
HARRIS, Hugh	3	0	0	0	0
HALKIDIS, Bob	4	0	0	0	19
HILLMAN, Larry	6	0	0	0	8
PRATT, Tracy	6	0	0	0	6
ROBITAILLE, Mike	6	0	0	0	0
TERBENCHE, Paul	6	0	0	0	0
BARRASSO, Tom	8	0	0	0	9
FENYVES, Dave	11	0	0	0	9
SAUVE, Bob	22	0	0	0	2
DESJARDINS, Gerry	25	0	0	0	4
EDWARDS, Don	31	0	0	0	7

BUFFALO SABRES' ALL-TIME PLAYOFF GOALTENDING

PLAYER	GPI	MINS	GA	EN	SO	AVG.	W	L
HARRISON, Paul	1	26	1	0	0	2.31	0	0
CROZIER, Roger	9	541	25	1	0	2.77	5	4
SAUVE, Bob	23	1268	59	1	4	2.79	13	9
EDWARDS, Don	31	1859	98	3	1	3.16	13	18
DESJARDINS, Gerry	25	1382	75	1	0	3.25	11	11
SMITH, Al	1	17	1	0	0	3.53	0	0
BARRASSO, Tom	5	439	30	0	0	4.10	2	5
DRYDEN, Dave	2	120	9	0	0	4.50	0	2
MYRE, Phil	1	57	7	0	0	7.37	0	0

SABRES' OVERTIME HISTORY

- April 10, 1973** — Buffalo 3 at Montreal 2 on goal by Rene Robert at 9:18 of overtime. Sabres lost quarter-final series 4 games to 2.
- April 17, 1975** — Chicago 5 Buffalo 4 on goal by Stan Mikita at 2:31 of overtime. Sabres won quarter-final series 4 games to 1.
- April 27, 1975** — Buffalo 6 Montreal 5 on goal by Danny Gare at 4:42 of overtime. Sabres won semi-final series 4 games to 2.
- May 6, 1975** — Buffalo 5 Montreal 4 on goal by Rene Robert at 5:56 of overtime.
- May 20, 1975** — Buffalo 5 Philadelphia 4 on goal by Rene Robert at 18:29 of overtime. Sabres lost final series 4 games to 2.
- April 8, 1976** — Buffalo 3 St. Louis 2 on goal by Danny Gare at 11:43 of overtime. Sabres won preliminary series 2 games to 1.
- April 9, 1976** — Buffalo 2 St. Louis 1 on goal by Don Luce at 14:27 of overtime.
- April 13, 1976** — Buffalo 3 New York Islanders 2 on goal by Danny Gare at 14:04 of overtime. Sabres lost quarter-final series 4 games to 2.
- April 13, 1978** — New York Rangers 4 Buffalo 3 on goal by Don Murdoch at 1:37 of overtime. Sabres won preliminary series 2 games to 1.
- April 14, 1979** — Pittsburgh 4 at Buffalo 3 on goal by George Ferguson at :47 of overtime. Sabres lost preliminary series 2 games to 1.
- May 1, 1980** — New York Islanders 2 at Buffalo 1 on goal by Bob Nystrom at 21:20 of overtime. Sabres lost semi-final series 4 games to 2.
- April 8, 1981** — Buffalo 3 Vancouver 2 on goal by Alan Haworth at 5:00 of overtime. Sabres won preliminary series 3 games to 0.
- April 16, 1981** — Minnesota 4 at Buffalo 3 on goal by Steve Payne at :22 of overtime. Sabres won quarter-final series 4 games to 1.
- April 20, 1981** — Buffalo 5 at Minnesota 4 on goal by Craig Ramsay at 16:32 of overtime.
- April 24, 1983** — Boston 3 Buffalo 2 on goal by Brad Park at 1:52 of overtime. Boston won quarter-final series 4 games to 3.

Sabres are 9-6 in overtime games (7-3 at home and 2-3 on road)

On three occasions (April 24, 1983 when Boston defeated Buffalo 3-2, on April 14, 1979 when Pittsburgh defeated the Sabres 4-3, and on April 9, 1976 when Buffalo defeated St. Louis 2-1) have overtime goals ended playoff rounds in which the Sabres were involved.

E
 ew
 en
 e a
 ne
 rs.
 on-
 ick
 am

 E™
 DIC
 me

DF
EST

BUFFALO SABRES HAT TRICKS

PLAYER	OPPONENT	DATE	PLACE
Gil Perreault	California	Jan. 29, 1971	California
Ed Shack	Los Angeles	Feb. 4, 1971	Buffalo
Gerry Meehan	Detroit	February 20, 1971	Detroit
Steve Atkinson	Minnesota	February 28, 1971	Buffalo
Ed Shack	Boston	March 21, 1971	Boston
Ed Shack	Pittsburgh	March 31, 1971	Pittsburgh
Richard Martin	Vancouver	October 30, 1971	Vancouver
Craig Ramsay	Minnesota	December 5, 1971	Buffalo
Richard Martin	California	January 2, 1972	Buffalo
Richard Martin	Atlanta	October 22, 1972	Buffalo
Gerry Meehan	Minnesota	December 2, 1972	Minnesota
Rene Robert	Minnesota	December 2, 1972	Minnesota
Gerry Meehan	Chicago	December 28, 1972	Buffalo
Richard Martin	California	October 31, 1973	Buffalo
Rick Dudley	NY Rangers	December 6, 1973	Buffalo
Jim Lorentz	Detroit	December 31, 1973	Detroit
Richard Martin	Pittsburgh	January 3, 1974	Buffalo
Richard Martin	Minnesota	March 17, 1974	Buffalo
Richard Martin	St. Louis	April 7, 1974	Buffalo
Gil Perreault	Boston	October 10, 1974	Buffalo
Rene Robert	Montreal	November 13, 1974	Montreal
Richard Martin	Washington	December 3, 1974	Washington
Gil Perreault	Washington	December 5, 1974	Buffalo
Don Luce	Washington	December 22, 1974	Washington
Craig Ramsay	Washington	February 21, 1975	Washington
Richard Martin	Toronto	March 16, 1975	Toronto
Gil Perreault	Toronto	March 16, 1975	Toronto
Danny Gare	Toronto	October 12, 1975	Buffalo
Richard Martin	Washington	October 19, 1975	Buffalo
Richard Martin	NY Rangers	October 22, 1975	Buffalo
Richard Martin	Minnesota	December 18, 1975	Buffalo
Richard Martin	Washington	December 21, 1975	Buffalo
Fred Stanfield	Washington	December 21, 1975	Buffalo
Richard Martin	Montreal	January 5, 1976	Montreal
Gil Perreault	Vancouver	January 8, 1976	Buffalo
Danny Gare	California	February 1, 1976	California
Richard Martin	Chicago	March 4, 1976	Buffalo
Gil Perreault	Minnesota	March 14, 1976	Minnesota
Jim Lorentz	Minnesota	March 14, 1976	Minnesota
Richard Martin	Toronto	March 27, 1976	Toronto
Danny Gare	Toronto	April 4, 1976	Buffalo
Richard Martin	Vancouver	November 24, 1976	Buffalo
Richard Martin	NY Rangers	December 16, 1976	Buffalo
Andre Savard	Cleveland	January 9, 1977	Buffalo
Rene Robert	Minnesota	February 13, 1977	Buffalo
Rene Robert	Toronto	February 14, 1977	Buffalo
Jim Lorentz	Chicago	March 2, 1977	Buffalo
Rene Robert	St. Louis	April 3, 1977	Buffalo
Danny Gare	Colorado	October 20, 1977	Buffalo
Craig Ramsay	Colorado	October 20, 1977	Buffalo
Gil Perreault	St. Louis	November 6, 1977	Buffalo
Gil Perreault	Washington	November 19, 1977	Washington
Gil Perreault	Los Angeles	December 15, 1977	Los Angeles
Gil Perreault	Cleveland	January 12, 1978	Cleveland
Danny Gare	Cleveland	February 25, 1978	Cleveland
Richard Martin	St. Louis	October 28, 1978	St. Louis
Jerry Korab	Minnesota	November 19, 1978	Buffalo
Andre Savard	Minnesota	November 19, 1978	Buffalo
Richard Martin	Boston	March 28, 1979	Boston
Danny Gare	Boston	April 5, 1979	Boston
Jacques Richard	Colorado	April 8, 1979	Buffalo
Danny Gare	Winnipeg	December 31, 1979	Buffalo
Danny Gare	Pittsburgh	February 7, 1980	Buffalo
Richard Martin	St. Louis	March 9, 1980	Buffalo
Danny Gare	Winnipeg	October 22, 1980	Buffalo
Rick Dudley	Pittsburgh	December 7, 1980	Buffalo
Gil Perreault	Quebec	January 21, 1981	Quebec
Andre Savard	Detroit	February 6, 1981	Buffalo
Ric Seiling	Washington	February 12, 1981	Buffalo
Danny Gare	Philadelphia	March 8, 1981	Buffalo
Jim Schoenfeld	Winnipeg	March 13, 1981	Winnipeg
Gil Perreault	Toronto	March 19, 1981	Buffalo

Andre Savard	Toronto	March 19, 1981	Buffalo
Tony McKegney	Toronto	October 23, 1981	Buffalo
John Van Boxmeer	NY Islanders	November 7, 1981	New York
Lindy Ruff	NY Islanders	November 29, 1981	Buffalo
Tony McKegney	Colorado	December 9, 1981	Buffalo
Gil Perreault	Detroit	December 12, 1981	Buffalo
Von Lambert	Toronto	January 15, 1982	Buffalo
Mike Foligno	Colorado	February 21, 1982	Buffalo
Gil Perreault	Edmonton	February 24, 1982	Buffalo
Gil Perreault	Washington	October 16, 1982	Washington
Phil Housley	Winnipeg	January 23, 1983	Buffalo
Paul Cyr	Boston	March 3, 1983	Boston
Hannu Virta	Montreal	March 19, 1983	Montreal
Gilles Hamel	Winnipeg	October 23, 1983	Buffalo
Mike Foligno	Calgary	November 13, 1983	Buffalo
Gil Perreault	Calgary	November 13, 1983	Buffalo
Real Cloutier	Quebec	December 29, 1983	Buffalo
Real Cloutier	Winnipeg	January 4, 1984	Buffalo
John Tucker	Toronto	April 1, 1984	Buffalo
Mike Foligno	Quebec	October 19, 1984	Buffalo
Sean McKenna	Boston	December 5, 1984	Buffalo
Gil Perreault	Calgary	February 9, 1985	Calgary

HAT TRICKS AGAINST BUFFALO

PLAYER	OPPONENT	DATE	PLACE
Dave Balon	NY Rangers	Dec. 22, 1970	Buffalo
Rosaire Paiement	Vancouver	Feb. 9, 1971	Vancouver
Garry Unger	St. Louis	Mar. 13, 1971	St. Louis
Bill Goldsworthy	Minnesota	Oct. 23, 1971	Minnesota
Darryl Sittler	Toronto	Feb. 19, 1972	Toronto
Jim Johnston	California	Mar. 8, 1972	California
Bob Schmautz	Vancouver	Nov. 19, 1972	Vancouver
Pete Sternkowski	NY Rangers	Jan. 11, 1973	Buffalo
Phil Esposito	Boston	Jan. 14, 1973	Boston
Bill Flett	Philadelphia	Jan. 21, 1973	Buffalo
Bill McCreary	Atlanta	Jan. 28, 1973	Buffalo
Ray Comeau	Atlanta	Jan. 28, 1973	Buffalo
Yvan Cournoyer	Montreal	Dec. 22, 1973	Montreal
Billy Harris	NY Islanders	Mar. 3, 1974	Buffalo
Bob Nevin	Los Angeles	Oct. 13, 1974	Buffalo
Don Kozak	Los Angeles	Oct. 24, 1974	Los Angeles
Guy Lapointe	Montreal	Nov. 13, 1974	Montreal
Larry Romanchych	Atlanta	Dec. 14, 1975	Buffalo
Butch Goring	Los Angeles	Jan. 1, 1976	Buffalo
Rick Kehoe	Pittsburgh	Mar. 10, 1976	Pittsburgh
Bernie Federko	St. Louis	Feb. 5, 1977	St. Louis
Marcel Dionne	Los Angeles	Feb. 27, 1977	Buffalo
No hat tricks vs. Buffalo in 1977-78			
Guy Lafleur	Montreal	Dec. 2, 1978	Montreal
Wayne Cashman	Boston	Dec. 31, 1978	Buffalo
Lanny McDonald	Toronto	Apr. 1, 1979	Buffalo
Blaize Stoughton	Hartford	Nov. 21, 1979	Hartford
Mark Napier	Montreal (4 goals)	Dec. 3, 1980	Buffalo
Dan Labraaten	Calgary	Feb. 14, 1981	Calgary
Dwight Foster	Boston	Mar. 1, 1981	Boston
Stan Smyl	Vancouver	Jan. 27, 1982	Vancouver
Wayne Gretzky	Edmonton	Feb. 24, 1982	Buffalo
Peter Stastny	Quebec	Oct. 6, 1982	Buffalo
Peter Stastny	Quebec	Oct. 9, 1982	Quebec
John Paul Kelly	Los Angeles	Feb. 10, 1983	Los Angeles
Tim Young	Minnesota	Mar. 8, 1983	Minnesota
Darcy Rota	Vancouver	Mar. 12, 1983	Vancouver
Anton Stastny	Quebec	Oct. 8, 1983	Quebec
Wayne Babych	St. Louis	Dec. 6, 1983	St. Louis
No hat tricks vs. Buffalo in 1984-85			

BUFFALO SABRES SHUTOUTS

GOALTENDER	OPPONENT	SCORE	DATE	PLACE	GOALTENDER	OPPONENT	SCORE	DATE	PLACE
Roger Crozier	Minnesota	1-0	Dec. 6, 1970	Buff.	Bob Sauve	Washington	2-0	Dec. 2, 1979	Buff.
Joe Daley	California	3-0	Feb. 12, 1971	Buff.	Don Edwards	Detroit	4-0	Dec. 10, 1979	Buff.
Dave Dryden	Minnesota	5-0	Mar. 14, 1971	Minn.	Bob Sauve	Vancouver	3-0	Feb. 3, 1980	Buff.
Roger Crozier	Los Angeles	2-0	Dec. 2, 1971	Buff.	Don Edwards	Edmonton	2-0	Oct. 15, 1980	Buff.
Roger Crozier	Vancouver	1-0	Jan. 20, 1972	Buff.	Don Edwards	NY Rangers	4-0	Jan. 18, 1981	Buff.
Dave Dryden	California	4-0	Feb. 8, 1973	Buff.	Don Edwards	Winnipeg	4-0	Feb. 1, 1981	Buff.
Roger Crozier	California	0-0	Nov. 9, 1972	Buff.	Don Edwards	Philadelphia	4-0	Feb. 5, 1981	Phil.
Roger Crozier	California	0-0	Nov. 12, 1972	Buff.	None in 1981-82	Calgary	4-0	Mar. 4, 1981	Buff.
Dave Dryden	Pittsburgh	4-0	Dec. 17, 1972	Buff.	Bob Sauve	Quebec	0-0	Feb. 5, 1983	Que.
Dave Dryden	Philadelphia	2-0	Jan. 8, 1973	Buff.	Tom Barrasso	Los Angeles	4-0	Jan. 18, 1984	L.A.
Dave Dryden	California	4-0	Feb. 8, 1973	Buff.	Tom Barrasso	New Jersey	6-0	Mar. 24, 1984	N.J.
Dave Dryden	St. Louis	1-0	Jan. 13, 1974	Buff.	Tom Barrasso	Toronto	6-0	Dec. 28, 1984	Buff.
Gary Bromley	St. Louis	2-0	Oct. 26, 1974	St. L.	Tom Barrasso	Winnipeg	4-0	Dec. 28, 1984	Buff.
Roger Crozier	Atlanta	4-0	Nov. 17, 1974	Buff.	Tom Barrasso	Boston	3-0	Jan. 10, 1985	Bos.
Gary Bromley	Minnesota	5-0	Dec. 8, 1974	Buff.	Tom Barrasso	Hartford	2-0	Jan. 19, 1985	Hart.
Gary Bromley	Washington	4-0	Dec. 22, 1974	Wash.	Tom Barrasso	Washington	4-0	Mar. 2, 1985	Wash.
Roger Crozier	California	4-0	Jan. 15, 1975	Cal.					
Roger Crozier	California	4-0	Jan. 19, 1975	Buff.					
Gary Bromley	Kansas City	5-0	Jan. 19, 1975	Buff.					

ALL-TIME SHUTOUTS AGAINST BUFFALO

GOALTENDER	OPPONENT	SCORE	DATE	PLACE	GOALTENDER	OPPONENT	SCORE	DATE	PLACE
Roger Crozier	Los Angeles	5-0	Feb. 27, 1975	Buff.	Glenn Resch	NY Islanders	2-0	Mar. 31, 1979	New York
Roger Crozier	Detroit	4-0	Oct. 9, 1975	Buff.	Jim Rutherford	Detroit	4-0	Oct. 25, 1979	Detroit
Gerry Desjardins	Boston	4-0	Nov. 5, 1975	Buff.	Tony Esposito	Chicago	0-0	Oct. 31, 1979	Chicago
Gerry Desjardins	Pittsburgh	6-0	Jan. 11, 1976	Buff.	No shutouts against in 1980-81				
Gerry Desjardins	Vancouver	4-0	Oct. 20, 1976	Buff.	Rick Wamsley	Montreal	9-0	Oct. 10, 1981	Montreal
Gerry Desjardins	St. Louis	5-0	Nov. 10, 1976	Buff.	Murray Banneman	Chicago	4-0	Jan. 20, 1983	Chicago
Gerry Desjardins	Colorado	3-0	Jan. 16, 1977	Buff.	Pete Peeters	Boston	4-0	Feb. 5, 1983	Quebec
Don Edwards	Chicago	3-0	Feb. 16, 1977	Buff.	Dan Bouchard	Quebec	6-0	Mar. 9, 1983	Winnipeg
Don Edwards	Philadelphia	2-0	Feb. 24, 1977	Buff.	Brian Hayward	Winnipeg	6-0	Nov. 5, 1983	New York
Don Edwards	Montreal	4-0	Oct. 30, 1977	Mont.	Billy Smith	NY Islanders	4-0	Nov. 18, 1983	Edmonton
Don Edwards	Vancouver	3-0	Dec. 11, 1977	Buff.	Andy Mogg	Edmonton	7-0	Nov. 18, 1983	Edmonton
Don Edwards	NY Rangers	2-0	Feb. 9, 1978	Buff.	No shutouts against in 1984-85				
Don Edwards	Los Angeles	5-0	Feb. 9, 1978	Buff.					
Don Edwards	Philadelphia	4-0	Feb. 23, 1978	Buff.					
Don Edwards	Toronto	1-0	Oct. 19, 1978	Buff.					
Don Edwards	Washington	2-0	Nov. 11, 1978	Wash.					
Don Edwards	Quebec	3-0	Oct. 27, 1979	Que.					
Bob Sauve	Chicago	0-0	Oct. 31, 1979	Chi.					

GOALTENDER	OPPONENT	SCORE	DATE	PLACE	GOALTENDER	OPPONENT	SCORE	DATE	PLACE
Gilles Meloche	California	2-0	Nov. 18, 1973	Buffalo	Glenn Resch	NY Islanders	2-0	Mar. 31, 1979	New York
Dan Bouchard	Atlanta	3-0	Jan. 9, 1974	Atlanta	Jim Rutherford	Detroit	4-0	Oct. 25, 1979	Detroit
Gilles Gilbert	Boston	4-0	Mar. 12, 1974	Boston	Tony Esposito	Chicago	0-0	Oct. 31, 1979	Chicago
Bernie Parent	Philadelphia	6-0	Feb. 1, 1975	Phil.	No shutouts against in 1980-81				
Gary Smith	Vancouver	4-0	Nov. 25, 1975	Vancouver	Rick Wamsley	Montreal	9-0	Oct. 10, 1981	Montreal
Glenn Resch	NY Islanders	3-0	Dec. 7, 1975	Buffalo	Murray Banneman	Chicago	4-0	Jan. 20, 1983	Chicago
Ed Giacomin	Detroit	4-0	Oct. 9, 1976	Detroit	Pete Peeters	Boston	4-0	Feb. 5, 1983	Quebec
Gary Edwards	Cleveland	3-0	Jan. 23, 1977	Buffalo	Dan Bouchard	Quebec	6-0	Mar. 9, 1983	Winnipeg
Glenn Resch	NY Islanders	3-0	Dec. 4, 1976	New York	Brian Hayward	Winnipeg	6-0	Nov. 5, 1983	New York
Mike Veisor	Chicago	2-0	Oct. 16, 1977	Buffalo	Billy Smith	NY Islanders	4-0	Nov. 18, 1983	Edmonton
Ron Grahame	Boston	2-0	Nov. 23, 1977	Buffalo	Andy Mogg	Edmonton	7-0	Nov. 18, 1983	Edmonton
Ron Low	Detroit	7-0	Mar. 28, 1978	Detroit	No shutouts against in 1984-85				
Mike Palmateer	Toronto	2-0	Oct. 18, 1978	Toronto					
Mario Lessard	Los Angeles	6-0	Oct. 26, 1978	L.A.					

Rochester Americans Directory


War Memorial Stadium, Room 228
Rochester, New York 14614

General Manager	George Bergantz
Head Coach	John Van Boxmeer
Player/Assistant Coach	Paul Gardner
Broadcast/Director of Public Relations	John Gurtler
Assistant Director of Public Relations	Mike Tedesco
Director of Marketing/Sales	Randy Scott
Executive Assistant	Sharyl Barz
Administrative Assistant	Donna Arengi
Sales Representative	Seymour Knox, IV
Sales Representative	Bob Russell
Head Trainer	Kent Weissbeck
Assistant Trainer	Jeff Croop
Executive Offices	War Memorial
Telephone/Executive Offices	(716) 454-5335
Home Ice	War Memorial
Dimensions of Rink	200' x 85'
Seating Capacity	7,357
Location of Press Box	Above Sections 2-9
Telephone/Press Box	(716) 546-1302
Club Colors	Red, White, Blue
Uniforms	Home: Base color white, trimmed in blue and red Road: Base color blue, trimmed in blue and red
Telephone/Hotline	(716) 454-1033
Tickets/Prices	\$7.00 & \$8.00
Game Time	7:35 p.m.
Radio Station	WHAM 1180 am
Television Station	WHEC TV-10
Telephone/AHL Hotline	(413) 732-4157

FINAL 1984-85 AHL STANDINGS

SOUTH DIVISION	GP	W	L	T	GF	GA	PTS
Binghamton	80	52	20	8	388	265	112
Baltimore	80	45	27	8	326	252	98
Rochester	80	40	27	13	333	301	93
Springfield	80	36	40	4	322	326	76
New Haven	80	31	41	8	315	341	70
Hershey	80	26	43	11	315	339	63
St. Catharines	80	24	50	6	272	391	54

NORTH DIVISION	GP	W	L	T	GF	GA	PTS
Maine	80	38	32	10	296	266	86
Fredericton	80	36	36	8	279	301	80
Sherbrooke	80	37	38	5	323	329	79
Nova Scotia	80	36	37	7	292	295	79
Adirondack	80	35	37	8	290	336	78
Moncton	80	32	40	8	291	300	72



John Van Boxmeer Coach Rochester Americans

A veteran of 12 professional seasons, former Sabres defenseman John Van Boxmeer is in his first season as head coach of the Sabres top farm club, the AHL Rochester Americans.

Van Boxmeer, 32, began the 1984-85 season as an assistant coach in Rochester, working with Jim Schoenfeld. However, when Schoenfeld returned to the playing ranks

with the Sabres in early December, Van Boxmeer took over the interim coaching duties. In the remaining 55 regular season games behind the bench, Van Boxmeer guided the Amerks to a 23-21-11 record.

The Amerks finished the 1984-85 regular season with a 40-27-13 mark, good for third place in the Southern Division and third place overall in the AHL. Rochester was then defeated, four games to one, by Baltimore in the Southern Division semi-finals.

John's playing career began after he was selected in the first round of the 1972 draft by Montreal. He spent over four seasons in the Canadiens' organization before he was traded to Colorado in 1976. When Scott Bowman joined the Sabres in 1979, his first major deal was the acquisition of Van Boxmeer for Rene Robert in October, 1979. Van Boxmeer enjoyed four productive seasons with Buffalo, including a career high 69 points in 1980-81 (18-51 = 69). He was also selected to play in the 1982 NHL All-Star Game, but was unable to participate due to a hand injury. He finished the 1981-82 season with 68 points in 69 games.

The Quebec Nordiques acquired Van Boxmeer from the Sabres in 1983. He spent the 1983-84 season with the Nordiques' organization before rejoining the Sabres prior to the 1984-85 season.

Van Boxmeer's NHL career totals include 588 regular season games played, 84 goals, 274 assists and 358 points along with one Stanley Cup ring as a member of the 1976 Montreal Canadiens.

John, his wife Judy, and one child make their home in Rochester.

ROCHESTER AMERICANS FINAL SCORING FOR 1984-85 SEASON

PLAYER	GP	G	A	PTS	PIM	+/-	PPG	SHG	GWG	S	PCTG.
Claude Verret	76	40	53	93	12	+17	12	0	3	246	16%
Geordie Robertson	70	27	48	75	91	+13	7	0	4	136	20%
Randy Cunneynworth	72	30	38	68	148	+22	6	0	4	201	15%
Mike Moller	73	19	46	75	27	+6	4	0	4	128	15%
Warren Harper	78	29	34	63	43	+13	4	2	2	142	20%
Ted Nolan	65	28	34	62	52	+11	5	1	3	165	17%
Gates Orlando	49	26	30	56	62	+26	3	3	2	124	21%
Gary Burnes	76	22	27	49	64	+12	3	1	3	144	15%
Timo Jutila	56	13	30	43	29	-2	5	0	1	158	8%
Mark Renaud	80	8	34	42	56	+19	2	0	2	123	7%
Chris Langevin	63	19	21	40	212	-5	5	0	2	114	17%
Steve Dykstra	51	9	23	32	113	+9	4	0	0	122	8%
Norm Lacombe	33	13	16	29	33	+12	2	0	3	70	18%
Heikki Leime	76	4	18	22	30	+14	2	0	0	85	5%
Jeff Hamilton	70	7	14	21	36	E	0	0	2	63	11%
Lou Crawford	70	8	7	15	213	+1	0	0	0	72	11%
Brian McKinnon	62	6	8	14	16	+12	0	0	0	74	3%
Dirk Rueter	54	4	10	14	98	+9	0	1	1	64	10%
Chris Renaud	52	3	8	11	6	+4	0	0	0	49	6%
Jim Wiemer	13	1	9	10	24	+6	0	1	0	44	2%
Adam Creighton	6	5	3	8	2	+3	1	0	0	18	28%
Mai Davis	6	4	4	8	14	+1	1	0	0	17	24%
Real Cloutier	11	4	3	7	0	-1	0	0	2	28	14%
Val James	55	1	4	5	70	-5	1	0	1	12	8%
Jerry Korab	3	1	2	3	6	-4	1	0	0	7	14%
Dave Fenyves	9	0	3	3	8	+7	0	0	0	13	0%
Richard Hajdu	2	0	2	2	0	-2	0	0	0	5	0%
Rob Norman	17	0	1	1	2	-4	0	0	0	7	0%
Vince Tremblay	33	0	1	1	6	E	0	0	0	0	0%
John Van Boxmeer	2	0	0	0	2	+3	0	0	0	0	0%
Jim Aldred	2	0	0	0	0	E	0	0	0	3	0%
Clint Fehr	2	0	0	0	0	E	0	0	0	2	0%
Jacques Cloutier	14	0	0	0	6	E	0	0	0	0	0%
Tom Barrasso	5	0	0	0	2	0	0	0	0	0	0%
Bob McNamara	12	0	0	0	0	0	0	0	0	0	0%
Mike Craig	29	0	0	0	6	0	0	0	0	0	0%

AMERK GOALTENDING	GP	MINS	GA	E	SO	SVS	SVS%	Avg.	W-L-T
Bob McNamara	12	560:31	53	0	0	254	82%	5.87	3-7-0
Mike Craig	29	1429:52	88	0	0	644	88%	3.69	11-7-3
Vince Tremblay	33	1816:05	115	1	0	755	87%	3.80	13-10-8
Jacques Cloutier	14	803:31	36	0	0	363	90%	2.68	10-2-1
Tom Barrasso	5	266:41	6	0	1	88	93%	1.34	3-1-1

ROCHESTER AMERICANS FINAL PLAYOFF SCORING 1985

PLAYER	GP	G	A	PTS	+/-	PIM	PP	SH	GW	S	PCTG.
Timo Jutila	5	2	5	7	-3	2	1	0	0	16	12%
Claude Verret	5	2	5	7	-6	0	1	0	0	13	14%
Richard Hajdu	5	1	5	6	+3	6	0	0	0	7	14%
Ted Nolan	5	4	0	4	-4	18	2	0	0	9	44%
Normand Lacombe	5	3	1	4	-4	4	2	0	1	6	50%
Chris Langevin	5	2	1	3	-3	24	2	0	0	10	20%
Adam Creighton	5	2	1	3	E	20	1	0	0	6	33%
Randy Cunneynworth	5	2	1	3	-1	26	0	0	0	17	12%
Mike Moller	5	1	1	2	-2	0	0	0	0	4	25%
Warren Harper	5	0	2	2	-3	8	0	0	0	9	0%
Geordie Robertson	5	0	1	1	-5	4	0	0	0	8	0%
Gates Orlando	2	0	1	1	-1	6	0	0	0	5	0%
Steve Dykstra	2	0	1	1	+1	10	0	0	0	3	0%
Mark Renaud	5	0	0	0	-7	2	0	0	0	9	0%
Jeff Hamilton	3	0	0	0	-4	0	0	0	0	1	0%
Heikki Leime	4	0	0	0	-10	4	0	0	0	5	0%
Dirk Rueter	4	0	0	0	-1	0	0	0	0	4	0%
Jim Hofford	5	0	0	0	-2	16	0	0	0	2	0%
Chris Renaud	4	0	0	0	E	0	0	0	0	7	0%
Val James	3	0	0	0	-2	15	0	0	0	1	0%
Gary Burnes	2	0	0	0	-1	6	0	0	0	1	0%
Lou Crawford	1	0	0	0	E	0	0	0	0	2	0%
Vince Tremblay	3	0	0	0	E	0	0	0	0	0	0%
Mike Craig	4	0	0	0	E	0	0	0	0	0	0%

Totals	GP	G	A	PTS	+/-	PIM	PP	SH	GW	S	PCTG.
Totals	5	19	25	44	-53	175	9	0	1	146	13%

GOALTENDERS	GP	MINS	GA	EN	SO	SVS	SVS%	Avg.	W	L	T
Mike Craig	4	191	17	0	0	92	84%	5.35	0	3	0
Vince Tremblay	3	121	11	0	0	46	82%	5.44	1	1	0

ROCHESTER AMERICANS SINGLE SEASON TEAM RECORDS

Most Points:	1982-83 (46-25-9)	101
Most Wins:	1964-65	48
Most Losses:	1978-79, 1979-80	42
Most Ties:	1969-70	16
Most Home Points:	1964-65 (29-4-3)	61
	1977-78 (28-7-5)	
Most Home Wins:	1965-66	29
Most Home Losses:	1978-79	18
Most Home Ties:	1969-70	9
Most Road Points:	1983-84 (21-18-1)	43
	1964-65 (20-13-3)	
	1982-83 (19-16-5)	
Most Road Wins:	1983-84	21
Most Road Losses:	1962-63	30
Most Road Ties:	1973-74, 1978-79	8
Fewest Points:	1969-70 (18-38-16)	52
Fewest Wins:	1969-70	18
Fewest Losses:	1964-65, 1965-66	21
Fewest Ties:	1963-64, 1983-84	2
Fewest Home Points:	1969-70 (14-13-9)	37
Fewest Home Wins:	1969-70	14
Fewest Home Losses:	1965-66	4
Fewest Home Ties:	1959-60, 1964-65	0
Fewest Road Points:	1962-63 (4-30-2)	10
Fewest Road Wins:	1962-63, 1969-70	4
Fewest Road Losses:	1964-65, 1973-74	13
Fewest Road Ties:	1956-57, 1963-64, 1983-84	1
Most Scoring Points:	1982-83	1043*
Most Goals Scored:	1982-83	389*
Most Assists:	1982-83	654*
Most Power-Play Goals:	1982-83	99
Most Shorthanded Goals:	1982-83	19
Most Home Goals:	1982-83	220*
Fewest Goals Scored:	1957-58	205
Most Penalty Minutes:	1980-81	2355

*American Hockey League Records

ROCHESTER AMERICANS CAREER LEADERS 1956-85

GAMES PLAYED		POINTS	
Dick Gamble	571	Dick Gamble	565
Norm Armstrong	566	Bronco Horvath	542
Darryl Sly	517	Gerry Ehman	520
Stan Smrke	513	Stan Smrke	436
Bronco Horvath	473	Norm Armstrong	391
Gerry Ehman	465	Geordie Robertson	372
GOALS		PENALTY MINUTES	
Dick Gamble	300	Norm Armstrong	1030
Gerry Ehman	237	Chris Langevin	750
Bronco Horvath	199	Ron Garwasiuk	655
Stan Smrke	197	Ray Maluta	608
Norm Armstrong	166	Lou Crawford	589
ASSISTS		Val James	496
Bronco Horvath	343	Mike Breen	485
Gerry Ehman	283	Mike Milbury	449
Dick Gamble	265		
Stan Smrke	239		
Norm Armstrong	225		
Geordie Robertson	219		

ew
en
e a
ne
rs.
on-
ick
am

E™
DIC
me

OF
EST

PUBLIC RELATIONS DIRECTORY

Boston Bruins

Nate Greenberg
150 Causeway St.
Boston, MA 02114
(617) 227-3209

Calgary Flames

Rick Skaggs
P.O. Box 1540
Calgary, Alberta T2P 3B9
(403) 233-8383

Chicago Black Hawks

Jim DeMaria
Chicago Stadium
1800 W. Madison St.
Chicago, IL 60612
(312) 733-5300

Detroit Red Wings

Bill Jamieson
Joe Louis Arena
600 Civic Center Dr.
Detroit, MI 48226
(313) 567-3900

Edmonton Oilers

Bill Tuele
Edmonton, Coliseum
Edmonton, Alberta T5B 4M9
(403) 474-8561

Hartford Whalers

Phil Langan
One Civic Center Plaza
Hartford, CT 06103
(203) 728-3366

Los Angeles Kings

Dave Courtney
The Forum
P.O. Box 10
Inglewood, CA 90306
(213) 674-6000

Minnesota North Stars

Dick Dillman
7901 Cedar Ave. South
Bloomington, MN 55420
(612) 854-4411

Montreal Canadiens

Claude Mouton
Montreal Forum
2313 St. Catherine St. W.
Montreal, Quebec H3H 1N2
(514) 989-2826

New Jersey Devils

Dave Freed
Brendan Byrne Arena
P.O. Box 504
East Rutherford, NJ 07073
(201) 935-6050

New York Islanders

Les Wagner
Nassau Vet. Mem. Coliseum
Hempstead Turnpike
Uniondale, NY 11553
(516) 794-4100

New York Rangers

Vince Casey
Madison Square Garden
4 Pennsylvania Plaza
New York, NY 10001
(212) 563-8000

Philadelphia Flyers

Rodger Gottlieb
The Spectrum
Pattison Place
Philadelphia, PA 19148
(215) 465-4500

Pittsburgh Penguins

Cindy Himes
Civic Center
Pittsburgh, PA 15129
(412) 642-1894

Quebec Nordiques

Bernard Brisset
5555 Third Ave. W.
Charlesbourg, QUE G1H 6R1
(418) 529-8441

St. Louis Blues

Susie Mathieu
St. Louis Arena
5700 Oakland Avenue
St. Louis, MO 63110
(314) 781-5300

Toronto Maple Leafs

Bob Stellick
Maple Leaf Gardens
60 Carlton St.
Toronto, ONT M5B 1L1
(416) 977-1641

Vancouver Canucks

Norm Jewison
100 North Renfrew
Vancouver, BC V5K 3N7
(604) 254-5141

Washington Capitals

Lou Corletto
Capital Centre
Landover, MD 10786
(301) 350-3400

Winnipeg Jets

Ralph Carter
15-1430 Maroons Rd.
Winnipeg, MAN R3G 0L5
(204) 772-9491

National Hockey League

John Halligan
Director of Communications
500 Fifth Avenue
34th Floor
New York, NY 10110
(212) 398-1100

National Hockey League


Dan Leary
Director of Information
500 Fifth Floor
34th Floor
New York, NY 10110
(212) 398-1100


National Hockey League


Gary Meagher
1155 Metcalfe St.
Suite 960
Sunlife Building
Montreal, QUE H3B 2W2
(514) 871-9220


1985-86 Sabres' Schedule


S	M	T	W	T	F	S	S	M	T	W	T	F	S
OCTOBER							NOVEMBER						
		1	2	3	4	5						1 at EDM	2 at VAN
6	7	8	9	10 HART	11	12 at MINN	3	4	5	6 WINN	7	8 ST.L.	9
13	14 DET	15	16 at MONT	17	18 WASH	19 at WASH	10 CAL	11	12	13 BOS	14	15	16 at QUE
20	21	22	23 MONT	24	25 VAN	26	17 TOR	18	19 at HART	20	21	22 QUE	23
27 MINN	28	29	30 at CAL	31			24	25 MINN	26	27 at DET	28	29 MONT	30 at TOR
DECEMBER							JANUARY						
1	2	3	4 at ST. L.	5	6 PITT	7				1	2 at DET	3	4 at BOS
8 at BOS	9	10 at QUE	11	12	13 HART	14	5 LA	6	7	8	9	10 TOR	11 at PITT
15 QUE	16	17 at NYI	18 at NYR	19	20	21 at MTL	12	13	14	15 at CHI	16	17 MONT	18
22 BOS	23	24	25	26 NYR	27	28	19 at NJ	20	21	22 WINN	23	24 CHI	25 at QUE
29 NYI	30	31 BOS					26	27 at MONT	28	29 at WINN	30	31 NYR	
FEBRUARY							MARCH						
						1							1 at QUE
2 QUE	3	4	5	6 at BOS	7	8 at HART	2	3	4 at PHI	5 at HART	6	7 HART	8
9 EDM	10	11	12 PHI	13	14 at CAL	15	9 NJ	10	11 at ST.L.	12 at CHI	13	14	15 at LA
16 at EDM	17	18	19 HART	20	21 NYI	22	16	17	18	19 at VAN	20	21 NJ	22
23 WASH	24	25	26 at PITT	27	28 QUE		23 LA	24	25	26	27 at PHI	28	29 at BOS
							30 BOS						
APRIL													
		1 at HART	2	3	4 MONT	5 at MONT							
6	7	8	9	10	11	12							

BUFFALO

SABRES
 1975
ADAMS DIVISION CHAMPIONS

BUFFALO

SABRES
 1975
PRINCE OF WALES CHAMPIONS

BUFFALO

SABRES
 1980
ADAMS DIVISION CHAMPIONS

BUFFALO

SABRES
 1980
PRINCE OF WALES CHAMPIONS

BUFFALO

SABRES
 1981
ADAMS DIVISION CHAMPIONS

ONE MORE

A new season. A new coach. A whole new enthusiasm. Seems like a great time to get one more for the rafters. Here's to a championship year. Best of luck from the financial team that gives you more.

GOLDOME
 Member FDIC
 Your financial home

GOLDOME, WITH ASSETS OF \$13 BILLION, IS THE LARGEST MUTUAL SAVINGS BANK IN THE UNITED STATES.