BUFFALO SABRES

2015-16 **MEDIA GUIDE**

First Niagara Sabres Debit MasterCard®

Score yours with a First Niagara consumer checking account.

Stop by your local branch to open an account today.

EQUAL HOUSING LENDER

MEMBER FDIC
First Niagara Bank, N.A.

MasterCard® is a registered trademark of MasterCard® International Incorporated.
The Sabres word mark and the Buffalo/Sabre logo design (Reg. U.S. Pat. & Tm. Off.),
and the SABRETOOTH word mark are trademarks of Hockey Western New York, LLC.

FIRST NIAGARA

Official Bank of the ***Buffalo Sabres***

BANK / BORROW / INVEST / PROTECT

2015-16 MEDIA GUIDE
TABLE OF CONTENTS

CLUB PERSONNEL

Allaire, J.T. 22
Allen, Andrew 19
Babcock, George 23
Barch, Krys 20
Barr, Dave 18
Benson, Cliff 25
Brandon, Russ 10
Bylsma, Dan 17
Cravotta, Frank 14
Devine, Kevin 16
Finlay, Oliver 21
Gannon, Ed 21
Garlow, Chuck 22
Hayes, Keith 23
Jakubowski, Mark 12
LaMattina, Chuck 13
Lambert, Dan 18
Long, Jason 20
Macre, Tim 22
Mair, Adam 20
Murphy, Rob 16
Murray, Terry 18
Murray, Tim 12
Pegula, Terry 7
Player Profiles 35-106
Popko, Bruce 15
Preisler, Mark 14
Public Relations Department 32-33
Rossi, Brent 13
Royce, Greg 16
Sabres Staff 26-31
Sawyer, Ken 24
Simonick, Rip 23
Smith, Corey 19
Williams, Dave 23

SEASON REVIEW

Game Highs/Lows/Streaks 125
Individual Game-by-Game Statistics 117
Individual Milestones 124
Individual Scoring Breakdown 112
Injury Report 129
NHL Playoff Results 109
NHL Standings 108
Regular Season Scores 110
Sabres vs. NHL 137
Special Teams Scoring 116
Team Situational Stats 114
Team Records 115
Transactions 127

RECORD BOOK

1-0 Games 227
All-Time Goaltending Statistics 255
All-Time Home/Away Records 189
All-Time Individual Scoring 246
All-Time PP & PK Statistics 256
All-Time Record by Opponent 190
All-Time Shootout Summary 257
Career Leaders 236
Hat Tricks 207
Individual Records 243
Last 10 Games vs. 193

RECORD BOOK

The Last Time 198
Penalty Shots 228
Record by Day/Month 195
Regular-Season Overtime Goals 203
Sabres Streaks 200
Season Openers 201
Shutouts 217
Single-Game Records 241
Single-Season Leaders 238
Yearly Statistical Leaders 232
Yearly Goaltender Win/Loss Records 234
Year-by-Year Records 202
Year-by-Year Results and Statistics 167

PLAYOFF HISTORY

All-Time Playoff Goaltending 265
All-Time Playoff Scoring 262
All-Time Series Results 266
Career Leaders 278
Hat Tricks 276
Individual Records 280
Opponent Playoff Leaders 279
Overtime Games 274
Shutouts 277
Team Records 283

TEAM HISTORY

All-Star Game 295
All-Time Attendance 312
Captains and Coaches 298
Draft History 313
Hockey Hall of Fame 294
NHL Awards & Honors 300
Uniform Numbers 286
Retired Numbers 289
Sabres Hall of Fame 294
Sabres Firsts 297
Team History 305
Transactions 324
Uniform History 309

AHL AFFILIATE

Cunneyworth, Randy 336
Rochester Americans Team Information 334
Taylor, Chris 337

MISCELLANEOUS

Media Information 348
NHL Critical Dates 352
NHL On-Ice Officials 354
Radio & TV 345
Team Schedule 351
Ticket Information 350

MEDIA GUIDE

Executive Editor ..... Michael Gilbert
Editors ..... Ian Ott, Chris Dierken
Photography ..... Bill Wippert and NHLI via Getty Images
Creative Director ..... Vicki Sitek
Production Design ..... Chelsea Kowalik

CLUB PERSONNEL

2015-16 **BUFFALO SABRES** MEDIA GUIDE

SABRES CLUB DIRECTORY

EXECUTIVE

Owner/CEO ..... Terry Pegula
President/Alternate Governor ..... Russ Brandon

HOCKEY DEPARTMENT

General Manager ..... Tim Murray
Assistant General Manager ..... Mark Jakubowski
Director of Player Personnel ..... Kevin Devine
Director of Scouting ..... Rob Murphy
Assistant Director of Scouting ..... Jerry Forton
Pro Scouts ..... Jon Christiano, Jim Kovachik, John Van Boxmeer
Pro Scouting Coordinator ..... Graham Beamish
Director of Amateur Scouting ..... Greg Royce
Amateur Scouts ..... Fredrik Andersson, Anders Forsberg, Keith Hendrickson, Brandon Jay, Jussi-Kari Koskinen, Iouri Khmylev, Seamus Kotyk, Paul Merritt, Teemu Numminen, Victor Nybladh, Toby O'Brien, Norm Poisson, Kevin Prendergast, Mike Rooney, Eric Weissman
Amateur Scouting Coordinator ..... Austin Dunne
Coordinator of Analytic-Related Hockey Evaluation Jason Nightingale
Manager of Travel and Immigration ..... Michael Bermingham
Head of Hockey Department IT ..... Kyle Kiebzak
Coordinator of Hockey Administration ..... Brett Ruff
Coordinator of Hockey Relations ..... Jessica Kindron

COACHING STAFF

Head Coach ..... Dan Bylsma
Assistant Coaches ..... Terry Murray, Dave Barr, Dan Lambert
Goaltending Coach ..... Andrew Allen
Video Coach ..... Corey Smith

EQUIPMENT STAFF

Equipment Managers ..... Dave Williams, Rip Simonick
Assistant Equipment Manager ..... George Babcock
Equipment Assistant ..... Keith Hayes

PLAYER DEVELOPMENT

Coordinator of Player Development ..... Jason Long
Player Development Coaches ..... Adam Mair, Krys Barch

PERFORMANCE DEPARTMENT

Director of Player Performance ..... Oliver Finlay
Head of Injury Prevention ..... Sam Rosengarten
Strength and Conditioning Coach ..... Ed Gannon, Ph.D.
Strength and Conditioning Coach ..... JT Allaire
Strength and Conditioning Coach ..... Jason Kilijanski
Head Athletic Trainer ..... Tim Macre
Athletic Trainer ..... Bryan Gardner
Soft Tissue Therapist ..... Chuck Garlow

MEDICAL STAFF

Team Physician ..... Marc Fineberg, M.D.
Team Physician ..... Les Bisson, M.D.
Team Physician ..... William Hartrich, M.D.
Team Physician ..... Nick Aquino, M.D.
Team Dentist ..... David Croglio, D.D.S.
Team Chiropractor ..... Kevin Nightingale

LEGAL, FINANCE & ADMINISTRATION

Senior Advisor/Alternate Governor ..... Ken Sawyer
Chief Development Officer ..... Cliff Benson
EVP of Finance & Business Operations ..... Chuck LaMattina
VP of Legal Affairs ..... David S. Zygaj
Paralegal ..... Kim Szymanoski
VP of Human Resources ..... Christie Joseph
Human Resources Generalists ..... Holly Weiskerger, Erin Fierle
Human Resources Coordinators ..... Terri O'Brien, Tera DiLeo
Corporate Controller ..... Kristin Zirnheld
Accounting Managers ..... Lynn Slanovich, Eric McGuire
Special Project Accountant ..... Christine Ivansitz
Payroll Manager ..... Birgid Haensel
Payroll Coordinator ..... Bianca Rodriguez
Accounts Payable Coordinator ..... Kim Binkley
Accounting Clerks ..... John Kolkowski, Maggie Stewart
Team Concierge/Executive Assistant ..... Nadine Leone
Executive Assistant ..... Lauren Yurko

BROADCAST/GAME PRESENTATION

EVP of Media and Business Development ..... Mark Preisler
VP of Broadcasting ..... Chrisanne Bellas
TV Producer ..... Joe Pinter
TV Director ..... Eric Grossman
Production Coordinator ..... Jason Wiese
Broadcast Team ..... Rick Jeanneret (Play-by-Play), Rob Ray (Color), Dan Dunleavy (Play-by-Play/Reporter), Brian Duff (Studio Host), Brad May (Studio Analyst)
Radio Host ..... Kevin Sylvester
Director of Game Presentation ..... Kelsey Schneider
Game Presentation Coordinator ..... Kelsey Landers
Videoboard Director/Editor ..... Jeff Hill
Broadcast Engineer ..... Ray Riel

MERCHANDISE

Director of Merchandise ..... Mike Kaminska
Merchandise Manager – Inventory Control ..... Glenn Barker
Merchandise Manager – Event Sales ..... Jeff Smith
Store Manager ..... Theresa Cerabone
Assistant Store Manager ..... Katie Mumbach-Kay

CREATIVE SERVICES

Traffic Manager ..... Kim Geis
Creative Directors ..... Vicki Sitek, Bryan Matthews
Graphic Designers ..... Aaron LaPorta, Melissa Gebhardt, Lindsey Caber, Kristine Hotchkiss, Danielle Podszek, Chelsea Kowalik
Director of Video Production ..... Drew Boeing
Director of Videography ..... Mark Blaszak
Senior Editor ..... Jason Holler
Motion Graphics Designers ..... David Jackson, Eric Heine
Videographers ..... Sam Korotkin, Travis Carlson, Allen Leight
Editors ..... Joe DeBenedictis, Michael Bahrenburg

PUBLIC & COMMUNITY RELATIONS

VP of Public and Community Relations.....Michael Gilbert
Director of Media Relations.....Chris Bandura
Manager of Public Relations.....Ian Ott
Coordinator of Public Relations.....Chris Dierken
Public Relation Assistant.....Jordan DeBolt
Director of Community Relations.....Rich Jureller
Manager of Community Relations.....Teresa Belbas
Coordinator of Community Relations.....Nick Fearby
Youth Hockey Manager.....Ed Grudzinski
Team Photographer.....Bill Wippert
Director of Alumni Relations.....Larry Playfair
President of Alumni Association.....Rob Ray

MARKETING

EVP of Marketing and Brand Strategy.....Brent Rossi
Director of Marketing.....John Durbin
Director of Business Solutions.....Scott Miner
Director of Digital Marketing & Strategy.....Gregg Pastore
Digital Content Manager.....Chris Ryndak
Database Marketing Manager.....Tom Matheny
Social Media Manager.....Craig Kanalley
Marketing Manager.....Cara Foligno
Digital Media Manager.....Jeffrey Digmann
Digital Business Development Manager.....Rachel Licata
Marketing Manager.....Taylor Gahagen
Digital Content Coordinator.....Jourdon LaBarber
Social Media Coordinator.....Zach Specht
Brand Coordinator.....Matt Cieslik
Loyalty Program Coordinator.....Nicholas Ruggiero
Insights & Analytics Coordinator.....Evan Barrick

CORPORATE SALES & BUSINESS DEVELOPMENT

EVP of Business Development.....Bruce Popko
Director of Corporate Sales.....Joe Foy
Senior Account Executive.....Rob Nugent
Account Executive.....Jon Latke
Senior Partnership Services Manager.....Katy Ryan
Partnership Services Manager.....Kristy Wilensky
Television Traffic Coordinator.....Dan Peters

TICKET OPERATIONS

VP of Tickets & Service.....John Sinclair
Director of Ticket Operations.....Marty Maloney
Box Office Manager.....Paul Barker
Box Office Coordinator.....Gretchen Knott
Ticket Administrator.....Melissa Rugg
Senior Account Services Representative.....Roxanne Anderson
Account Services Representatives.....Melissa Eagen,
.....Kevin Kennedy, Casey Jenkins,
.....Andrew Maloney, Nate Shively
Suite Services Coordinator.....Michelle Mitchell
Receptionist.....Saralynn Ruhland
Special Consultant.....Joe Crozier

FIRST NIAGARA CENTER

VP of Arena Operations.....Stan Makowski, Jr.
VP of Arena Events.....Jennifer Van Rysdam
Director of Arena Operations.....Beth Guiliani Gatto
Event Managers.....Robert Neumann, Charlie Cannan, Dave Kutter
Director of Security.....Marc Brenner
Arena Marketing Manager.....Tracey Mancini
Director of Building Services.....Dennis Hooper
Technical Communications Managers..Mike Queeno, Trevor Ecklund
IT Systems Consultants.....Joshua Malthaner, Nate Brozyna
Chief Engineer.....Bruce Johnson
Maintenance Crew.....Michael Destino,
.....Jason Sattelberg, Stephen Gore
Head Ice Technician.....Jesse Ando
Ice Technician.....Eric Duschnik
Utility Crew Supervisor.....Rashad Dukes
Housekeeping Manager.....Rodney Bailey
Housekeeping.....James George, Nicole Vari
Administrative Assistants/Operations.....Julie Krzyzanowski,
.....JoAnn Mohler
Security Officers.....James McDuffie, Amanda Szulist,
.....Derek Jaworek, Joseph Mejak
Parking Manager.....Sam Buffum

GENERAL INFORMATION

Telephone/Executive Offices.....(716) 855-4100
Home Arena.....First Niagara Center
Capacity.....19,070

TERRY PEGULA — OWNER

Back in 1983, Terry Pegula told his business partner Robert H. Long, Jr., "If I ever have more than two nickels to my name, I'm going to buy the Buffalo Sabres one day." Almost 30 years later, Terry's dream has come to fruition.

A NEW ERA OF SABRES HOCKEY

On Feb. 22, 2011, Terry Pegula became the fourth owner in Buffalo Sabres franchise history. His purchase not only reenergized the fan base, but the players as well. With Terry at the helm, the Sabres went on a 16-4-4 run over the final 24 games of the season to earn the seventh spot in the NHL Eastern Conference playoffs.

The momentum of the new era would stretch well into the offseason as the home of the Sabres – renamed First Niagara Center in August 2011 – began a multimillion dollar facelift. The renovations, which were completed in time for the 2011-12 season, included a new state-of-the-art locker room with updated training and rehabilitation areas, a player lounge and coaches offices. Along with the locker room transformation, First Niagara Center underwent several other upgrades with a focus on providing the best possible game-day experience for Sabres fans. This commitment to providing a first-rate environment for players and fans quickly earned Buffalo the label of 'Hockey Heaven.'

Buffalo fans responded to this new era of Sabres hockey in an overwhelming fashion. Since Pegula's acquisition of the team, the Sabres have ranked in the top 10 of NHL teams for game attendance at First Niagara Center and the team generated the second-highest local TV ratings for the third straight season in 2013-14. The excitement incited by Pegula doesn't appear to be subsiding any time soon; the season ticket renewal rate remains consistently high each season and the waiting list has grown to include more than 3,000 names.

HARBORCENTER

In 2012 Terry and Kim looked to make an even bigger impact on the City of Buffalo. On Aug. 29, 2012, it was announced that the city had selected the Pegulas and their development team to develop and construct HARBORCENTER, a $200 million multipurpose facility that sits directly across from First Niagara Center, the home of the Sabres, in the city's Canalside District. HARBORCENTER is anchored by two new NHL-size ice rinks that are used year-round by a variety of Buffalo-area hockey teams and leagues.

Also in the facility is (716), an upscale, sports-themed bar and restaurant, a one-of-a-kind Tim Hortons location that pays homage to the former Sabres player, additional retail space, a parking structure and a 200-room, full-service Marriott hotel.

HARBORCENTER draws more than 500,000 people to downtown Buffalo annually and, coupled with First Niagara Center, provides a premier destination for hockey fans, right in the heart of 'Hockey Heaven.'

ROCHESTER REUNION

Soon after purchasing the Sabres, the Pegulas explored the idea of acquiring the Rochester Americans, the AHL team that had previously spent 29 years as the Sabres' affiliate before a three-year hiatus. On June 24, 2011, the Sabres announced the reunification of the Western New York teams as Pegula became the owner of the Amerks and resumed one of the longest and most successful partnerships between an NHL and AHL club.

The 'Hockey Heaven' mindset was quickly adopted in Rochester as well and, like the Sabres, the Amerks experienced a momentum change. The Americans had the highest jump in attendance in the AHL in 2011-12, a 44.5 percent increase from the previous season, and vaulted from 25th in league attendance to 13th in just one season. As the Amerks progressed into the Calder Cup playoffs, fans were attending the games in numbers not seen since 1990.

TERRY PEGULA — OWNER

ONE BUFFALO

On Friday, October 14, 2014, Terry and Kim Pegula realized a long-time dream as they became only the second owners in the Buffalo Bills' 55-year franchise history.

A few days later at their introductory press conference, Terry and Kim were greeted as the new owners of the Bills. With all of Western New York and much of the NFL community watching, Terry, who also serves as the team's CEO, issued an opening statement that resonated throughout Bills nation and beyond.

"My name is Terry Pegula and the Pegulas just bought a football team. Actually, that's not totally correct…we all just bought a team… our team…the Buffalo Bills. The name of our team will not change. It will stay the Buffalo Bills."

With that now-famous quote from Terry, the Pegula era of Buffalo Bills football was ushered in and the proverbial anvil tied to the team being moved was lifted from the neck of Western New York.

The excitement surrounding the start of the Pegula era has transferred to Bills fans as well and a great indicator of the fans' enthusiasm came in late June of 2015 when the Bills set a new franchise record for season tickets sold, eclipsing the old mark of 57,321, set in 1992.

COMMITMENT TO EDUCATION

On Sept. 17, 2010 Terry and Kim donated $88 million to Penn State University – the largest private gift in the history of the school – to fund a state-of-the-art, multi-purpose arena and a world-class practice facility, to help establish an NCAA Division I men's hockey program. The Pegulas announced in 2012 they would increase their donation to the Nittany Lion hockey program to $102 million to allow for the endowment of student athlete scholarships.

Thanks to their generosity, Penn State has been able to add both men's and women's varsity hockey teams. Pegula Ice Arena, which opened in 2013 and enjoyed a sold-out 2013-14 season, includes two ice sheets and serves as the only major ice facility within an 80-mile radius of State College. In addition to providing hockey and figure skating opportunities for the entire Central Pennsylvania region, it is also used for a broad range of campus and community activities.

In 2011 the Pegulas pledged $12 million for the construction of a new athletic center on the campus of Houghton College, Kim's alma mater. The second-largest gift in school history allowed Houghton to transition to NCAA Division III athletics.

The Kerr-Pegula Athletic Complex formally opened on Oct. 4, 2014. The project included the construction of both a new baseball and softball stadium, resurfacing of Burke Field (a multi-sport competition field), and the construction of an 115,000-square-foot fieldhouse that will enable the college and region to host year-round athletic competitions. The fieldhouse features an eight lane, 200-meter regulation size track, five tennis courts, cardio fitness center, weight lifting room, MVP conference room, commercial kitchen and concessions, locker-room facilities, and office space. The facility provides dedicated practice space for outdoor sports over the winter and during inclement weather and also has the ability to host major concerts and events with a maximum capacity of more than 6,000 people.

BEYOND SPORTS

The Pegulas expanded their business interests in the summer of 2014 by forming Pegula Sports and Entertainment, a multifaceted parent company of 12 separate companies. PSE's roster of companies currently includes: the Buffalo Sabres and Buffalo Bills; the AHL's Rochester Americans; the NLL's Buffalo Bandits; Black River Entertainment its related properties; Black River Publishing; Sound Stage Studio; Ronnie's Place Studio; HARBORCENTER and its components – (716) Food and Sport, the Academy of Hockey, and IMPACT Sports Performance, a high-performance training facility for professional and amateur athletes.

Terry is an avid sports fan and his connections to Western New York run deep. He held season tickets for the Sabres from 1980 through 1998 and lived in Buffalo during the Bills' championship years in the 1990s.

TERRY PEGULA — OWNER

Raised in Carbondale, Pennsylvania, Terry attended Scranton Preparatory School. He entered Penn State University as a math major, but in order to stay in school, he entered the Petroleum and Natural Gas Engineering program through a scholarship. He went on to graduate with a bachelor of science degree in 1973 and landed his first job with Getty Oil Co. in Victoria, Texas. He later joined Felmont Oil Co., a decision that brought him to Olean, New York in 1975.

In 1983 he borrowed $7,500 from family and friends to create East Resources Inc., an independent oil and gas exploration and production company operating in the Appalachian Basin. Over the next 27 years Terry built it into one of the largest privately held companies in the United States. In July of 2010 Royal Dutch Shell purchased the assets of East Resources Inc., which continues to be active today.

Kim serves as president and chief executive officer of Pegula Sports and Entertainment, overseeing all aspects of the 12 sports and entertainment subsidiaries that make up the multifaceted parent company.

A native of Western New York, Kim grew up in Fairport, a suburb of Rochester, New York. She attended Houghton College and graduated in 1991 with a degree in communications.

Kim began her professional career with East Resources in 1991 and was involved with the company until its sale in 2010. In that same year, Kim helped found Black River Entertainment.

Terry and Kim currently reside in Boca Raton, Florida, and have five children: Michael, Laura, Jessica, Kelly and Matthew. The Pegulas younger daughters, Jessica and Kelly, were both born in Buffalo.

RUSS BRANDON — PRESIDENT/ALTERNATE GOVERNOR

Russ Brandon is in his first season as President and Alternate Governer of the Sabres after being named to the position on July 27, 2015.

In addition to his role with the Sabres, Brandon is also the Managing Partner and President of the Buffalo Bills. In working with Pegula Sports & Entertainment to create strong synergies between the Bills and Sabres, he oversees the business operations for both teams and represents ownership interests locally, regionally and with the National Hockey League and National Football League. Additionally, Brandon serves as President of the Rochester Americans of the American Hockey League.

Before being named President of the Sabres, Brandon played a key role in facilitating the sale of the Buffalo Bills from the Wilson family to the Pegula family and aiding the Pegulas as they transitioned into their roles as the owners of an NFL franchise.

His excellent leadership skills and knowledge of the league were invaluable as he directed the Bills organization in the days that followed with the passing of founding owner Ralph Wilson, Jr. to the announcement of Terry and Kim Pegula as the new owners.

Brandon also played an integral role in negotiating a new stadium lease agreement between the Bills, the State of New York and Erie County to keep the franchise in Western New York for the foreseeable future as the three entities signed a MOU in late December of 2012 that included a renovations package to enhance the fans' game day experience at Ralph Wilson Stadium.

Brandon's abilities are highly respected on the local level and national scale as well as within the league. A testament to his talents lies in the fact that NFL Commissioner Roger Goodell in the spring of 2011 appointed him to the NFL's Business Ventures Committee, which is responsible for the oversight of various businesses of the league, including consumer products, sponsorship and marketing. In May of 2014, Brandon was appointed to the league's Draft committee, which analyzes when and where to hold the Draft each year.

In 2010, Brandon was named Chief Executive Officer for his lead role at One Bills Drive before founding owner Ralph Wilson, Jr. entrusted him as President and CEO in 2013.

In directing the Bills' day-to-day operations as the Chief Operating Officer from 2008-2009, Brandon's reach extended from working on the Draft and free agency to leading an effort to improve the Bills game-day experience for all fans. During that two-year span, Brandon led the organization to its only back-to-back years of 55,000-plus season ticket sales while recording what was then the second-highest total in team history in 2008 and the third highest figure in 2009, both contributing greatly to the viability of the franchise.

Brandon previously served as the team's Executive Vice President of Business Operations in 2006-2007, overseeing the team's vision and execution of all business-related endeavors. In that role he developed a strong base of strategic business and community partners.

From January of 1999 through January 2006, Brandon served as the team's Vice President of Business Development and Marketing. He and his staff have been credited with the development of the team as a regional franchise and forming strategic alliances with key business partners.

Brandon's success in the sports business field has been recognized with numerous awards and in 2001 he was the recipient of Street and Smith's Sports Business Journal's Forty Under 40 Award. In the spring of 2014 he was the recipient of the Canisius College Distinguished Citizen of the Year Award and was presented with the Excellence in Management Award from St. John Fisher College's School of Business in the spring of 2013. Additionally, he has participated in the prestigious NFL Business Symposium at Stanford University.

In 1999, Brandon and his staff finalized the foundation of the regionalization plan by relocating Buffalo Bills Training Camp to St. John Fisher College in Pittsford, New York. Many consider the Bills to be the elite model for NFL training camps, prompting Brandon to extend the partnership with the school in the spring of 2012 to keep the team at St. John Fisher College for the foreseeable future.

Brandon joined the Bills in November of 1997 as Executive Director of Business Development and Marketing after earning a World Series ring as a member of the Florida Marlins front office. He began his sports business career as a member of the Rochester Red Wings (then Triple-A affiliate of the Baltimore Orioles) while serving in many capacities, including assistant general manager, and in 2013 Brandon was inducted into the Red Wings' Frontier Field Walk of Fame, a walkway featuring the names of elite figures in Rochester's sports history.

RUSS BRANDON — PRESIDENT/ALTERNATE GOVERNOR

A native of East Syracuse, New York, Brandon is also actively involved in regional initiatives. He is a member of the Advisory Board for the David Falk School of Sport at Syracuse University and the Board of Trustees at St. John Fisher College, and serves on the board of Buffalo Niagara Enterprise. He is also a member of the Board of Trustees for the New York State Troopers Signal 30 Benefit Fund and a member of the New York Bulls Initiative Advisory Board for the University at Buffalo.

Brandon was a four-year letterman in baseball and football at St. John Fisher College and graduated with a degree in communications. He was inducted into his alma mater's Sports Hall of Fame in 2004. He and his wife Amy have three children, sons RJ and Jack, and daughter, Grace. They reside in Williamsville, New York.

TIM MURRAY — GENERAL MANAGER

Named general manager of the Buffalo Sabres on Jan. 18, 2014, Tim Murray enters his 23rd season in the National Hockey League and his second full season with the Sabres, leading all aspects of the club's hockey department. In addition to the Sabres, Murray oversees the hockey operations of Buffalo's American Hockey League (AHL) affiliate club, the Rochester Americans.

Murray joined the Sabres after serving as the assistant general manager for the Ottawa Senators, a post he held for seven years. Part of his duties as assistant general manager included serving as general manager of Ottawa's American Hockey League affiliate, the 2011 Calder-Cup champion Binghamton Senators.

Prior to being named the Senators' assistant general manager in 2007, Murray spent three years (2002-2005) as the director of player personnel for the Anaheim Ducks, where he was responsible for overseeing the amateur draft and college free agents. He also served as the assistant director of player personnel for the New York Rangers for two years (2005-2007), where he evaluated potential free agents and also worked as an amateur scout. Murray began his NHL career in 1993-94, when he was hired as an amateur scout for the Detroit Red Wings. He then moved on to the Florida Panthers, where he served as a scout from 1994 to 2002.

Born in Shawville, Quebec, Murray is the nephew of Ottawa Senators general manager Bryan Murray and Sabres assistant coach Terry Murray. Tim, Bryan and Terry Murray were all inducted into the Shawville Hockey Wall of Fame in 2012. Tim and his wife, Kathy, currently reside in Buffalo, New York, and have three children: Justin, Hailey and Jared.

MARK JAKUBOWSKI — ASSISTANT GENERAL MANAGER

Mark Jakubowski begins his 11th year with the Sabres and his second as assistant general manager. His responsibilities include salary cap analysis, contract research relating to player negotiations and arbitrations, managing player transfers, team roster administration, and all matters relating to compliance with the NHL Collective Bargaining Agreement and other NHL agreements.

Jakubowski also assists with the American Hockey League hockey operations of the team's minor league affiliate, the Rochester Americans. Prior to being named to his current role, Jakubowski spent seven seasons serving as assistant to the general manager.

Jakubowski graduated with an economics degree from the University of Rochester, where he also played baseball.

CHUCK LaMATTINA — EVP OF FINANCE & BUSINESS OPERATIONS

Chuck LaMattina is in the midst of his second season as executive vice president of finance and business operations for Pegula Sports and Entertainment. He is responsible for overseeing financial management and operations, as well as establishing and implementing corporate financial policies and controls, financial and tax reporting and long-range planning for the Sabres and all Pegula Sports and Entertainment entities.

LaMattina joined Pegula Sports and Entertainment at its inception in May 2014 and has extensive operational and financial experience in both the sports and entertainment businesses with more than two decades of service with various organizations. He spent time in the Sabres front office as vice president of finance and business operations from 2011 to 2014 and director of business and administration from 2004 to 2011. LaMattina's previous experience includes time as chief financial officer with DEMCO, Inc. (2000-2004) and corporate controller with the Sabres (1997-2000).

Prior to joining the Sabres, he worked in public accounting for a number of years, primarily with Freed Maxick CPAs. LaMattina earned his bachelor's degree in accounting from Canisius College and a master's degree in finance from the University of Buffalo, also obtaining a CPA license. He serves as treasurer of the Buffalo Sabres Foundation and Operation Backbone. He and his wife Susan reside in Williamsville, New York with their two sons, Shawn and Alex.

BRENT ROSSI — EVP OF MARKETING AND BRAND STRATEGY

Brent Rossi is currently in his second season as executive vice president of marketing and brand strategy for Pegula Sports and Entertainment.

In his role with the organization, Rossi oversees the day-to-day and long-term marketing and brand objectives for all Pegula Sports and Entertainment entities. Rossi's responsibilities include overall brand direction and growth, the development of marketing strategies and plans, social media, data and analytics, media buying, content creation and customer and marketing research. He joined Pegula Sports and Entertainment when it was formed in May 2014 after serving as vice president of marketing for the Sabres beginning in 2011.

Among his previous roles, Rossi served as the vice president of marketing for the Harlem Globetrotters. His experience also includes stints as senior manager of live event marketing for World Wrestling Entertainment, director of marketing for the Philadelphia 76ers and marketing manager for Comcast-Spectacor. A native of Port Colborne, Ontario, Rossi earned a bachelor's degree in sports management from Brock University and a master's degree in sports management from Old Dominion University. He and his wife, Jill, currently reside in Clarence, New York with their daughter, Keira, and son, Richard.

FRANK CRAVOTTA — EVP OF CREATIVE SERVICES

Frank Cravotta is in his second season as the executive vice president of creative services for Pegula Sports and Entertainment. In his current role, Cravotta oversees the day-to-day and long-term creative service objectives of each company under the Pegula Sports and Entertainment umbrella.

He is responsible for the overall look and feel of each company's marketing, media and branding strategy as well as producing the video, graphical and architectural elements needed for each company. During the past few years, Cravotta and his team have worked on several large-scale projects for the Sabres, First Niagara Center and HARBORCENTER that include the rebranding of First Niagara Center, the Sabres' state-of-the-art locker room and workout facility, Buffalo Sabres Alumni Plaza and most recently the design and branding of HARBORCENTER.

Cravotta joined the Sabres organization in 2004 and became the organization's vice president of creative services in 2012. Prior to returning to work in his hometown, Cravotta was a senior exhibit designer at Access TCA in Baltimore, Maryland. While at Access, he designed custom exhibit solutions for major brands including MasterCard International and Under Armour. Prior to Access, Cravotta worked for Hadley Exhibits in Buffalo as a design detailer. He has also done freelance work for Reebok International and Adidas-NBA.

Born and raised in Buffalo, Cravotta earned a bachelor's degree in industrial design from Syracuse University and currently resides in Buffalo with his wife, Laura.

MARK PREISLER — EVP OF MEDIA AND BUSINESS DEVELOPMENT

Mark Preisler is completing his second full season as executive vice president of media and content for Pegula Sports and Entertainment. In his role, Preisler serves as Pegula Sports and Entertainment's leader in all aspects of media and production, and is responsible for developing and maintaining key effective media relationships.

Preisler joined Pegula Sports and Entertainment with an extensive background in production and media relations. He most recently held the position of executive producer with NHL Network. In that role, he oversaw the creation of content for NHL platforms and directed all special programming at signature League events such as the Winter Classic, Stadium Series, All-Star Weekend, the Stanley Cup Final and NHL Draft. Prior to his time with NHL Network, Preisler spent 12 years in multiple roles with ESPN. He served as coordinating producer for the network's flagship show, SportsCenter, ESPN's NFL franchises and ESPNEWS before leaving as senior coordinating producer of Baseball Tonight. Preisler's team won two Emmy Awards for its work on SportsCenter. He also worked closely with ESPN's sales and marketing teams to incrementally increase revenue through the development of new cross-platform initiatives, including the launching of SportsCenter and ESPNEWS in HD.

Preisler is a graduate of Nichols School and earned a bachelor's degree in english from Franklin & Marshall College in Lancaster, Pennsylvania. He lives in Amherst, New York with his wife, Andrea, daughter, Francesca and twin boys, Charlie and Holden.

BRUCE POPKO — EVP OF BUSINESS DEVELOPMENT

Bruce Popko is in his second season as executive vice president of business development for Pegula Sports and Entertainment, managing all local revenue-generating business opportunities.

Popko joined Pegula Sports and Entertainment in December 2014 after serving as the chief revenue officer for the Buffalo Bills, where he was responsible for local revenue drivers, focusing on growing team revenues and identifying key areas for growth. Popko oversaw corporate sales, luxury suites and indoor premium seats, as well as the implementation of the Bills' corporate regionalization strategies. Popko had previously served as senior vice president of business development, having initially joined the organization in May 2009.

Before joining the Bills, Popko served as senior vice president at IMG from 2005 to 2009 and he was the Cleveland Browns' vice president of business development from 1998 to 2004. Additionally, he previously served as director of marketing and promotions for three years with the San Francisco 49ers (1996-1998) after spending three years with the National Football League office (1993-1995). For two of those years, he was with the NFL Properties marketing group, where he managed regional retail advertising and promotions. Popko also managed sales and marketing efforts for the NFL's satellite programming service, NFL Sunday Ticket. He was a marketing manager for the New York Jets from 1992 to 1993 and served as game operations manager for the London Monarchs in 1992. He was elected to the board of directors for the Buffalo Niagara Partnership in 2013, and serves on the boards of directors for Nardin Academy, Gateway-Longview and the Buffalo Renaissance Foundation.

Popko graduated from the University of Pennsylvania with a bachelor's degree in international relations and the Stern School of Business at New York University, where he earned his master's in finance and marketing. He and his wife, Sarah, have a daughter, Lucy, and two sons, Henry and Walker.

ROB MURPHY — DIRECTOR OF SCOUTING

Rob Murphy is in his second season as the Sabres' director of scouting after spending four years as a professional scout for the Ottawa Senators and three years as a scout for the Phoenix Coyotes. Prior to his scouting career, Murphy spent seven seasons as an NHL player. A native of Hull, Quebec, Murphy was selected in the second round (24th overall) of the 1987 NHL Draft by the Vancouver Canucks. He would play five seasons with the Canucks before being picked up by the Senators in the expansion draft that preceded their inaugural 1992-93 season. After one year in Ottawa, Murphy signed with the Los Angeles Kings to finish his NHL career before playing professionally in Europe.

GREG ROYCE — DIRECTOR OF AMATEUR SCOUTING

Greg Royce is in his second season as director of amateur scouting for the Sabres. The 2015-16 season is Royce's 19th year as a member of an NHL scouting staff after spending six seasons (2008-09 to 2013-14) as an amateur scout with the Ottawa Senators. Prior to his time with the Senators, Royce served as an amateur scout for three seasons with the Phoenix Coyotes and worked eight seasons with the Nashville Predators, including three as the Predators' assistant director of amateur scouting. Prior to his scouting career, Royce served as head coach of the Wellington Dukes (MetJHL) for four seasons before taking the same position with the Quinte Hawks (MetJHL) for one season, where he coached the team to a 34-13-3 record. A native of Belleville, Ontario, Royce also played three seasons of OHL hockey as a member of the Belleville Bulls and the Guelph Platers.

KEVIN DEVINE — DIRECTOR OF PLAYER PERSONNEL

Kevin Devine, who begins his 18th year in the Sabres organization, was named director of player personnel in August 2014.

Prior to his current role, Devine served as the director of amateur scouting for eight years. Prior to that, Devine spent six years as a professional scout in the Sabres organization and two as an assistant amateur scout. Before joining the Sabres, he spent three years coaching the Prince Edward Island Senators of the AHL. He also coached in the UHL, with stints in Port Huron and Thunder Bay.

Devine enjoyed an 11-year professional playing career. He spent five years in the WHA, including three with the San Diego Mariners and two with the Indianapolis Racers. He went on to spend six seasons in the New York Islanders organization, where he was a reserve on the organization's first Stanley Cup Championship team.

Devine resides in Charlottetown, Prince Edward Island.

DAN BYLSMA — HEAD COACH

Dan Bylsma is currently in his first year as head coach of the Sabres after being hired as the 17th head coach in franchise history on May 28, 2015.

Bylsma joined the Sabres after spending six seasons as the head coach of the Pittsburgh Penguins, where he led the team to a 252-117-32 overall regular-season record and became the winningest head coach in Penguins history. He began the 2015-16 season with the best points percentage (.668) of any head coach in NHL history with at least three full seasons coached.

The Grand Haven, Michigan native began his coaching career in 2004-05 as an assistant coach for the Cincinnati Mighty Ducks (AHL). He also served as an assistant for the New York Islanders in 2005-06, and for the Wilkes-Barre/Scranton Penguins from 2006-07 to 2007-08 before being named head coach of Wilkes-Barre/Scranton for the 2008-09 season.

During the 2008-09 campaign, Bylsma was named head coach of the Pittsburgh Penguins and took over a Pittsburgh team that ranked 10th in the Eastern Conference with just 25 games remaining in the regular season. Under Bylsma, the Penguins went 18-3-4 to finish the season fourth in the conference before going 16-8 in the playoffs on the way to the franchise's first Stanley Cup in 16 years.

Bylsma won the Jack Adams Award in 2011 as the league's "most outstanding coach" following a season that saw Pittsburgh overcome adversity to post one of the best regular-season records in franchise history. The Penguins went 49-25-8 and won the Atlantic Division that season despite ranking near the top of the league with 350 man games lost due to injury, including 119 from the team's top three forwards in ice time per game (Sidney Crosby-41, Jordan Staal-39, Evgeni Malkin-39).

Pittsburgh would go on to qualify for the playoffs in all six seasons under Bylsma's leadership, winning two division titles (2012-13, 2013-14) and posting the best record in the Eastern Conference in 2012-13. His success throughout these seasons made him the fastest coach in NHL history to reach 250 wins, a feat he accomplished after just 396 regular-season games. Bylsma led the Penguins to at least 100 points in every full season he spent with the team.

In addition to his coaching achievements at the professional level, Bylsma has found success in international competition. He made his international debut as head coach of Team USA at the 2014 Winter Olympics in Sochi, Russia, where the United States went undefeated in group play before finishing fourth in the tournament. Bylsma also served as assistant coach at the 2015 IIHF Ice Hockey World Championship, where the United States again won their group and went on to earn the bronze medal with a win against the Czech Republic in the medal round.

Before his coaching career, Bylsma played in parts of nine NHL seasons as a forward for the Los Angeles Kings and the Mighty Ducks of Anaheim, tallying 62 points (19+43) in 429 regular-season NHL games. He was a member of the 2002-03 Mighty Ducks team that won the first Western Conference Championship in franchise history and eventually fell just one win short of lifting the Stanley Cup.

Bylsma currently lives in Buffalo with his wife, Mary Beth, and their son, Bryan.

TERRY MURRAY — ASSISTANT COACH

Terry Murray commences his first season with the Sabres after being named an assistant coach in June 2015.

The move signals Murray's return to the NHL coaching ranks after spending the last three seasons as head coach of the Lehigh Valley/Adirondack Phantoms (AHL). Prior to his time with the Phantoms, Murray led the Los Angeles Kings as head coach from 2008-09 to 2011-12, coaching the team to a 139-106-30 record in that time.

Murray began his coaching career as an assistant coach with the Washington Capitals in the 1983-84 season. He has spent a total of 15 seasons as an NHL head coach with the Capitals, Kings, Philadelphia Flyers and Florida Panthers, compiling a 499-383-130 regular-season record. His 1,012 regular-season games as head coach rank him 20th in NHL history and his 499 wins rank 22nd. Murray led his teams to the playoffs in 10 of his 15 seasons, earning a 50-51 mark in 101 playoff games, including a Stanley Cup Final appearance with the Flyers in 1996-97.

As a player, the Shawville, Quebec native was selected by the Oakland Seals in the 1970 NHL Draft. He played 12 professional seasons as a defenseman for the Flyers, Capitals, Detroit Red Wings and California Golden Seals organizations.

DAVE BARR — ASSISTANT COACH

Dave Barr joins the Sabres for his first season as assistant coach after being named to the position in June 2015.

He comes to the Sabres after serving as an assistant coach for the New Jersey Devils from 2011-12 to 2014-15. Prior to his time in New Jersey, Barr spent time as an assistant coach for the Colorado Avalanche (2008-09) and the Minnesota Wild (2010-11). His previous experience also includes time as the head coach for the OHL's Guelph Storm (2004-05 to 2007-08), where he won the Matt Leyden Trophy in 2005-06 as the OHL's Coach of the Year.

Barr appeared in 614 games as a player during a 13-year NHL career, tallying 332 points (128+204) and 520 penalty minutes. The Toronto, Ontario native's career included stops with several NHL franchises.

DAN LAMBERT — ASSISTANT COACH

Dan Lambert is in his first season as an assistant coach with the Sabres after being hired in July 2015. It will be his first season as a coach in the National Hockey League.

As the head coach of the Kelowna Rockets (WHL) during the 2014-15 season, Lambert led his team to a 53-13-6 record and a Western Conference title in his first season as head coach. The Rockets went on to post a 16-3 record in the WHL Playoffs, winning the Ed Chynoweth Cup and earning a berth in the Memorial Cup.

Prior to taking over behind the bench in Kelowna in 2014-15, Lambert spent five seasons as an assistant coach with the Rockets from 2009-10 to 2013-14. The St. Malo, Manitoba native began his coaching career with Kelowna immediately after retiring from a 19-season professional playing career.

Lambert netted 15 points (6+9) in 29 NHL games as a player for the Quebec Nordiques after the team drafted him in the sixth round (106th overall) of the 1989 NHL Draft. A defenseman, Lambert also spent 10 seasons playing in Germany (DEL).

ANDREW ALLEN — GOALTENDING COACH

Andrew Allen will embark on his first season as the Sabres' goaltending coach after being appointed to the position in July 2015. His main duties with the team involve working with the Sabres' NHL netminders.

Allen comes to the Sabres after spending the previous four seasons as the developmental goaltending coach for the Chicago Blackhawks. In that role, Allen oversaw the development of goaltenders playing for the Blackhawks' AHL affiliate, the Rockford IceHogs. Prior to his time with Chicago, Allen spent three seasons as goaltending coach for St. Lawrence University (ECAC).

Before his coaching career, Allen played professional hockey for five seasons as a goaltender, including AHL stints with the Utah Grizzlies, Hershey Bears, Binghamton Senators and Providence Bruins. He also compiled a 76-43-15 record in 142 ECHL games. Before beginning his professional career, the Vankleek Hill, Ontario native spent four seasons backstopping the University of Vermont Catamounts (ECAC).

COREY SMITH — VIDEO COACH

Corey Smith enters his 11th season in the Sabres organization and his second as video coach. In this role, he is responsible for all of the video editing and analysis of games, as well as pre-scouting each opponent. Smith is also involved in various other hockey department tasks, including organizing travel schedules and statistical analysis.

Smith, a graduate of SUNY Cortland, joined the Sabres in January 2005 as a hockey video analyst in the team's hockey department. The Buffalo, New York native is the son of former Sabres forward Derek Smith.

JASON LONG — COORDINATOR OF PLAYER DEVELOPMENT

Jason Long enters his fourth season with the Sabres and his second as coordinator of player development after joining the organization in 2012. His responsibilities in player development include the planning and implementation of the team's rookie development camp and all development programs in Rochester.

Long joined the Sabres in 2012 after spending eight years as a head football coach for a high school in the Pittsburgh area. He graduated with a degree in education from Westminster College, where he also played football.

ADAM MAIR — PLAYER DEVELOPMENT COACH

Adam Mair was named a player development coach in June 2015 and is currently in his first season with the Sabres in that role.

A former Sabres forward, Mair rejoined the organization after spending the last 18 months as the head development coach for the Academy of Hockey at HARBORCENTER, where he was responsible for educating aspiring hockey players and coaches both on and off the ice through clinics, on-ice instruction and classroom teaching. Before joining the Academy of Hockey staff, Mair began his coaching career in 2012-13 as director of player development for Canisius College.

Prior to his coaching career, Mair spent 12 seasons as a forward in the NHL, appearing in 615 games. In addition to his seven seasons and nearly 500 games with the Sabres, he also played for the Toronto Maple Leafs and the Los Angeles Kings, and finished his NHL career in 2010-11 as a member of the New Jersey Devils.

KRYS BARCH — PLAYER DEVELOPMENT COACH

Krys Barch is in his first season with the Sabres as a player development coach after being named to the position in June 2015. In his role, Barch will work closely with Sabres prospects in the development process both on and off the ice.

Drafted by the Washington Capitals in the fourth round (106th overall) of the 1998 NHL Draft, Barch played 381 games in eight seasons in the NHL. The former forward never played for the Capitals, but spent time with the Dallas Stars, Florida Panthers and New Jersey Devils during the course of his career.

OLIVER FINLAY — DIRECTOR OF PEFORMANCE

Oliver Finlay is in his first season as director of player performance for the Sabres after being named to the position in July 2015. In his role, Finlay is responsible for leading the development and execution of medical services, performance science, conditioning and research for all of the organization's players.

Before joining the Sabres, Finlay held a number of positions as a sports performance consultant, conditioning coach and physiotherapist. In recent years, Finlay has been consulting for teams throughout North America, Europe and Asia in various sports including basketball, football, soccer, tennis, motor racing and rugby.

Finlay has a bachelor's degree in physiotherapy from Queen Margaret University College, a master's degree in sports physiotherapy from Sheffield Hallam University and an master's degree in exercise physiology from Loughborough University. He is a Certified Strength & Conditioning Specialist (CSCS) as well as a Licensed Massage & Bodywork Therapist (NCBTMB).

ED GANNON — STRENGTH & CONDITIONING COACH

Ed Gannon is in his first season as a strength and conditioning coach and head of athletic development for the Sabres after being named to that position in August 2015.

Before joining the organization, Gannon spent 10 years in professional rugby union in the United Kingdom, most recently serving as the lead strength and conditioning coach for the Leicester Tigers. He also spent time with Gloucester Rugby and the London Wasps, and did consulting work in soccer for Bolton Wanderers F.C. and other soccer clubs.

Gannon is a certified strength and conditioning specialist and graduated with a bachelor's degree in sport and exercise science before earning his PhD in applied strength and conditioning for elite team sport athletes from the University of Bath. He currently resides in Buffalo, New York.

SABRES PERFORMANCE STAFF

J.T. ALLAIRE — STRENGTH & CONDITIONING COACH

John "J.T." Allaire begins his fifth year with the Sabres organization and his first as strength and conditioning coach.

Prior to joining the Sabres, Allaire gained 17 years of experience at both the collegiate and professional levels. He spent eight years with the Buffalo Bills, starting in 2002 as a strength and conditioning assistant. He was promoted in 2006 and spent four years as the team's strength and conditioning coordinator. While with the Bills, he coached 15 players that appeared in the Pro Bowl.

Allaire began his career in 1993 as a strength and conditioning intern at Boston College before being hired at Clemson as a graduate assistant. From Clemson, Allaire was hired at Tulsa and served as strength and conditioning assistant from 1996-1997. In 1998, Allaire was promoted to director of strength and conditioning, a position he held until 2002. While at Tulsa, Allaire was responsible for all strength and conditioning programs for 18 intercollegiate sports. He was recognized as the National Strength and Conditioning Association (NSCA) Strength and Conditioning Professional of the Year for the Western Athletic Conference and was a nominee for the national award in 2000.

Allaire earned his bachelor's degree in health fitness from Springfield (Mass.) College in 1993. He lives in Lakeview, New York with his wife, Amy, and their sons, Drew and Owen.

TIM MACRE — HEAD ATHLETIC TRAINER

Tim Macre enters his 11th season with the Sabres after spending the previous nine years in the New York Rangers organization, where he was the head athletic trainer for the Hartford Wolf Pack and the Binghamton Rangers in the American Hockey League.

Among the highlights in his tenure with the Wolf Pack were the 2000 Calder Cup Championship and the 2001 AHL All-Star Classic in Wilkes-Barre/Scranton.

A 1994 graduate of Bowling Green State University, Macre also spent time teaching at Monroe Community College in Rochester, New York. In addition to his athletic training certification, Macre is also a certified strength and conditioning specialist.

Macre resides in Lancaster, New York, with his wife, Katie, and their children, Andrew, Ashley and Cameron.

CHUCK GARLOW — SOFT TISSUE THERAPIST

Chuck Garlow enters his 14th season as a massage therapist with the Sabres. In this role, he works with the training and strength and conditioning staffs to help in the rehabilitation of players. Prior to joining the Sabres' training staff, Garlow spent five seasons with the Buffalo Blizzard in the same role. In 1995, Garlow earned his New York State license from NYIM and gained his national certification upon graduation. He also has a bachelor's degree from SUNY Fredonia.

Garlow is a native of Ransomville, New York and currently lives in Lancaster, New York with his girlfriend, Kristin and their daughter, Presley.

SABRES EQUIPMENT STAFF

RIP SIMONICK — EQUIPMENT MANAGER

Robert "Rip" Simonick is entering his 45th season with the organization as Buffalo's equipment manager. Simonick, the longest tenured equipment manager in the National Hockey League, continues to assist with player equipment needs and requests at home and on the road.

Simonick's roots in professional hockey begin before the Sabres ever dropped their first puck. Simonick began as a stick boy with the Buffalo Bisons of the American Hockey League in 1964. After the team captured their 1969 Calder Cup in their last year of existence, Simonick was hired by then newly appointed Sabres general manager Punch Imlach to join the new team's equipment staff. On Jan. 27, 2009, Simonick worked his 3,000th NHL game when the team played the Edmonton Oilers. Rip has also worked three NHL All-Star games (1974, 1989 and 2005). Among his favorite moments are the 1975 and 1999 Stanley Cup Finals. He was inducted into the Sabres Hall of Fame in 2000 and the Greater Buffalo Sports Hall of Fame in 2014.

DAVE WILLIAMS — EQUIPMENT MANAGER

2015-16 will be the 11th season David Williams will serve in the role of Sabres' equipment manager. Among many other duties, Williams is responsible for the purchase and inventory of all team equipment and uniforms, as well as skate sharpening and all other equipment needs during each game.

Williams graduated from Plattsburgh State, where he was a student manager with the university's hockey team from 1992 to 1995. After graduation, Williams became the head equipment manager for the Knoxville Cherokees/Pee Dee Pride in the East Coast Hockey League. Before joining the Sabres, Williams was the head equipment manager for the Rochester Americans in the American Hockey League from 1998 to 2005.

Williams resides in North Chili, New York with his wife, Tammy, and children, Maxwell and Marni.

GEORGE BABCOCK — ASSISTANT EQUIPMENT MANAGER

George Babcock is entering his 23rd season with the Sabres organization. As the assistant equipment manager, his duties include issuing and maintaining equipment, locker room setup and preparing the day-to-day supplies needed by the team at both First Niagara Center and HARBORCENTER. Before joining the Sabres, Babcock assisted the team at their practice facility, Sabreland. Babcock is a graduate of Starpoint High School. He resides in Williamsville, New York.

KEITH HAYES — EQUIPMENT ASSISTANT

Keith Hayes is entering his fifth season with the Sabres as an equipment assistant. Hayes has been a part of the Sabres equipment staff since the 1996-97 season, when he began working as a locker room attendant. In his current role, his duties include acting as the primary contact for all visiting teams while in Buffalo. His other duties include transporting the visiting team, assisting in locker room setup and preparing game day supplies and equipment. Hayes, a native of Western New York, currently resides in West Seneca, New York.

KEN SAWYER — SENIOR ADVISOR/ALTERNATE GOVERNOR

Ken Sawyer is entering his sixth year as senior advisor for the Buffalo Sabres. Sawyer's working career spans 41 years, including 14 as the Chief Financial Officer of the National Hockey League and 11 years as a senior executive of the Pittsburgh Penguins. He joined the Penguins in September 1999, the day after the team emerged from bankruptcy protection under a new ownership group led by Mario Lemieux. He first served as Executive Vice President and Chief Financial Officer, becoming President in 2003 and later being appointed Chief Executive Officer in 2006.

Under his leadership, the Penguins adopted a strategic plan to ensure that the team would be successful both on the ice and as a business, and thus be assured of a long future in Pittsburgh. During his tenure, the on-ice product was rebuilt and now consists of one of the best rosters of young players in the NHL, including superstars Sidney Crosby and Evgeni Malkin. In 2009, the team reached the pinnacle of success on the ice, winning the Stanley Cup for the third time in franchise history. As CEO, Sawyer oversaw all of the Penguins' operations and the team has emerged as a tremendous success off the ice as well, selling out every game since early 2007. Sawyer led efforts to finance and then construct the Consol Energy Center, which opened in August 2010.

Sawyer also has extensive experience in League matters after representing the Penguins as a Governor of the NHL and serving as Chief Financial Officer of the NHL for 14 years. During that time he served on every major committee of the NHL.

Sawyer is a graduate of McGill University in his native Montreal, Que., and a member of the Canadian Institute of Chartered Accountants. He is a past member of the Board of Trustees of the Carnegie Hero Fund and a current member of the Board of Trustees of the Heinz History Center in Pittsburgh. In 2010, Sawyer was honored as a recipient of the Management Achievement Award from the Faculty of Management at McGill University. Ken and his wife, Shirley, reside in Stuart, Fla. and have two married sons and three grandchildren.

CLIFF BENSON — CHIEF DEVELOPMENT OFFICER

Cliff Benson is the chief development officer of the Buffalo Bills and Buffalo Sabres. His main duties include overseeing multiple initiatives for both franchises in the Buffalo and Western New York communities, along with overseeing HARBORCENTER and the Buffalo Sabres Foundation. Benson is also a member of the board of trustees at his alma matter, Pennsylvania State University.

Benson was instrumental in Terry and Kim Pegula's purchase of the Buffalo Sabres and Rochester Americans in February 2011. He immediately joined the organization as a senior advisor before being named chief development officer. Benson was also instrumental in facilitating the Pegulas' $88 million donation to help launch a Division-I men's ice hockey program at Penn State in 2011.

In 2012, Benson led a team that secured yet another piece of the Pegula hockey footprint by developing HARBORCENTER, a $200 million multipurpose hockey and entertainment facility that sits directly across from First Niagara Center in the city's Canalside District. Benson also led negotiations to partner HARBORCENTER with Marriott International, to develop a 205-room full-service hotel at the complex, and with Canisius College, which uses HARBORCENTER's two NHL-size ice rinks as its home arena.

Benson, a CPA and attorney, served the Deloitte Tax LLP organization for 37 years, including 10 years as lead client service partner in the market place function. He became partner in 1981 and served in the New York and South Florida offices before transferring to Pittsburgh and eventually retiring in May 2010.

In 2000, Benson, along with members of the Pittsburgh Penguins Alumni, formed Hockey in the Hood. Founded with a grant from the National Hockey League's Diversity Task Force and assistance from the Pittsburgh Penguins, Hockey in the Hood (now called Pittsburgh ICE) was one of 40 major diversity ice hockey programs throughout the United States and Canada with the goal of reaching underprivileged inner-city children by teaching them skating and ice hockey lessons.

Benson served as the lead client service partner for the worldwide services provided to the United States Steel Corporation and H.J. Heinz. Other clients served over his long career at Deloitte include Armco, Bayer Corporation, Marathon Oil, PPG Industries, Rockwell International, the Pittsburgh Penguins and East Resources.

Benson is passionate about serving the community and has been actively involved in charitable organizations for most of his career – primarily those that benefit inner-city children with limited opportunities. He is affiliated with Hasek's Heroes, SABAH, Imani Christian Academy (Board Chair), the Buffalo Outer Harbor Development Committee and was named to the Penn State Board of Trustees in February 2014. Benson was privileged to make three trips to Haiti, bringing medical relief, following the 2010 earthquake.

HOCKEY OPERATIONS

JERRY FORTON
Director of Scouting

JON CHRISTIANO
Pro Scout

JIM KOVACHIK
Pro Scout

JOHN VAN BOXMEER
Pro Scout

GRAHAM BEAMISH
Pro Scouting Coordinator

FREDRIK ANDERSSON
Amateur Scout

ANDERS FORSBERG
Amateur Scout

KEITH HENDRICKSON
Amateur Scout

BRANDON JAY
Amateur Scout

JUSSI-KARI KOSKINEN
Amateur Scout

IOURI KHMYLEV
Amateur Scout

SEAMUS KOTYK
Amateur Scout



PAUL MERRITT
Amateur Scout

TEEMU NUMMINEN
Amateur Scout

VICTOR NYBLADH
Amateur Scout

TOBY O'BRIEN
Amateur Scout

NORM POISSON
Amateur Scout

KEVIN PRENDERGAST
Amateur Scout

ERIC WEISSMAN
Amateur Scout

AUSTIN DUNNE
Amateur Scouting Coordinating

JASON NIGHTINGALE
Coordinator of Analytic-Related Hockey Evaluation

MICHAEL BERMINGHAM
Manager of Travel and Immigration

KYLE KIEBZAK
Head of Hockey Department IT

BRETT RUFF
Coordinator of Hockey Administration

JESSICA KINDRON
Coordinator of Hockey Relations

MEDICAL STAFF

MARC FINEBERG, M.D.
Team Physician

LES BISSON, M.D.
Team Physician

WILLIAM HARTRICH, M.D.
Team Physician

NICK AQUINO, M.D.
Team Physician

DAVID CROGLIO, D.D.S
Team Dentist

LEGAL, FINANCE & ADMINISTRATION

DAVID S. ZYGAJ
VP of Legal & Adminstrative Affairs

KIM SZYMANOSKI
Paralegal

CHRISTIE JOSEPH
VP of Human Resources

HOLLY WEISKERGER
Human Resources Generalist

ERIN FIERLE
Human Resources Generalist

TERRI O'BRIEN
Human Resources Coordinator

TERA DiLEO
Human Resources Coordinator

KRISTIN ZIRNHELD
Corporate Controller

LYNN SLANOVICH
Accouting Manager

ERIC McGUIRE
Accounting Manager

CHRISTINE IVANSITZ
Special Projects Accountant

BIRGID HAENSAL
Payroll Manager

BIANCA RODRIGUEZ
Payroll Coordinator

KIM BINKLEY
Accounts Payable Clerk

JOHN KOLKOWSKI
Accounting Clerk

MAGGIE STEWART
Accounting Clerk

NADINE LEONE
Team Concierge/ Executive Assistant

LAUREN YURKO
Executive Assistant

MERCHANDISE

MICHAEL KAMINSKA
Director of Merchandise

GLENN BARKER
Merchandise Manager Inventory Control

JEFF SMITH
Merchandise Manager Event Sales

THERESA CERABONE
Team Store Manager

KATIE MUMBACH-KAY
Assistant Store Manager

BROADCAST/GAME PRESENTATION

CHRISANNE BELLAS
VP of Broadcasting

JOE PINTER
TV Producer

ERIC GROSSMAN
TV Director

JASON WIESE
Production Coordinator

RICK JEANNERET
Play-By-Play

ROB RAY
Color Commentator

DAN DUNLEAVY
Play-By-Play/Reporter

BRIAN DUFF
Studio Host

BRAD MAY
Studio Analyst

KEVIN SYLVESTER
Radio Host

KELSEY SCHNEIDER
Director of Game Presentation

KELSEY LANDERS
Game Presentation Coordinator

JEFF HILL
Videoboard Director/ Editor

RAY RIEL
Broadcast Engineer

PUBLIC & COMMUNITY RELATIONS

MICHAEL GILBERT
VP of Public & Community Relations

CHRIS BANDURA
Director of Media Relations

IAN OTT
Manager of Public Relations

CHRIS DIERKEN
Coordinator of Public Relations

JOURDON DeBOLT
Public Relations Assistant

RICH JURELLER
Director of Community Relations

TERESA BELBAS
Manager of Community Relations

NICK FEARBY
Coordinator of Community Relations

ED GRUDZINSKI
Youth Hockey Manager

BILL WIPPERT
Team Photographer

LARRY PLAYFAIR
Director of Alumni Relations

CREATIVE SERVICES

KIM GEIS
Traffic Manager

VICKI SITEK
Creative Director

BRYAN MATTHEWS
Creative Director

MELISSA GEBHARDT
Graphic Designer

AARON LA PORTA
Graphic Designer

LINDSEY CABER
Graphic Designer

KRISTINE HOTCHKISS
Graphic Designer

DANIELLE PODESZEK
Graphic Designer

CHELSEA KOWALIK
Graphic Designer

DREW BOEING
Director of Video Production

MARK BLASZAK
Director of Videography

JASON HOLLER
Senior Editor

DAVID JACKSON
Motion Graphic Designer

ERIC HEINE
Motion Graphic Designer

JOSEPH DEBENEDICTIS
Editor

MICHAEL BAHRENBURG
Editor

SAM KOROTKIN
Videographer

ALLEN LEIGHT
Videographer

TRAVIS CARLSON
Videographer

MARKETING

JOHN DURBIN
Director of Marketing

SCOTT MINER
Director of Business Solutions

GREGG PASTORE
Director of Digital Marketing & Strategy

CHRIS RYNDAK
Digital Content Manager

TOM MATHENY
Database Marketing Manager

CARA FOLIGNO
Marketing Manager

JEFFREY DIGMANN
Digital Media Manager

RACHEL LICATA
Digital Business Development Manager

TAYLOR GAHAGEN
Marketing Manager

JOURDON LaBARBER
Digital Content Coordinator

ZACH SPECHT
Social Media Coordinator

MATT CIESLIK
Brand Coordinator

NICHOLAS RUGGIERO
Loyalty Program Coordinator

EVAN BARRICK
Insights & Analytics Coordinator

CORPORATE SALES & BUSINESS DEVELOPMENT

JOE FOY
Director of Corporate Sales

ROB NUGENT
Senior Account Executive

JOHN LATKE
Account Executive

KATY RYAN
Senior Partnership Services Manager

KRISTY WILENSKY
Partnership Services Manager

DAN PETERS
Television Traffic Coordinator

TICKET OPERATIONS

JOHN SINCLAIR
VP of Tickets & Services

MARTY MALONEY
Director of Ticket Operations

PAUL BARKER
Box Office Manager

GRETCHEN KNOTT
Box Office Coordinator

MELISSA RUGG
Ticket Administrator

ROXANNE ANDERSON
Senior Account Services Representative

MELISSA EAGEN
Account Services Representative

KEVIN KENNEDY
Account Services Representative

CASEY JENKINS
Account Services Representative

ANDREW MALONEY
Account Services Representative

GREG METZEN
Account Services Representative

NATE SHIVELY
Account Services Representative

MICHELLE MITCHELL
Suite Services Coordinator

SARALYNN RUHLAND
Receptionist

JOE CROZIER
Special Consultant

FIRST NIAGARA CENTER

STAN MAKOWSKI, JR.
VP of Arena Operations

JENNIFER VAN RYSDAM
VP of Arena Events

BETH GUILIANI GATTO
Director of Arena Operations

ROBERT NEUMANN
Event Manager

CHARLIE CANNAN
Event Manager

DAVE KUTTER
Event Manager

MARC BRENNER
Director of Security

TRACEY MANCINI
Arena Marketing Manager

DENNIS HOOPER
Director of Building Services

MIKE QUEENO
Technical Communications Manager

TREVOR ECKLUND
Technical Communications Manager

JOSHUA MALTHANER
IT Systems Consultant

NATE BROZYNA
IT Systems Consultant

BRUCE JOHNSON
Chief Engineer

MICHAEL DESTINO
Maintenance Crew

JASON SATTELBERG
Maintenance Crew

STEPHEN GORE
Maintenance Crew

JESSE ANDO
Head Ice Techncian

ERIC DUSCHNIK
Ice Techncian

RASHAD DUKES
Utility Crew Supervisor

RODNEY BAILEY
Housekeeping Manager

JAMES GEORGE
Housekeeping

NICOLE VARI
Housekeeping

JULIE KRZYZANOWSKI
Administrative Assistant

JOANN MOHLER
Administrative Assistant

JAMES McDUFFIE
Security Officer

AMANDA SZULIST
Security Officer

DEREK JAWOREK
Security Officer

JOSEPH MEJAK
Security Officer

SAM BUFFUM
Parking Manager

PUBLIC RELATIONS CONTACTS

MICHAEL GILBERT — VICE PRESIDENT OF PUBLIC AND COMMUNITY RELATIONS

Michael Gilbert is in his 19th season with the Sabres organization and his 21st year overall in the National Hockey league. Gilbert oversees the public relations and community relations departments for the Sabres, as well as for the Buffalo Bandits (NLL). He is also responsible for supervising the youth hockey and fan development initiatives for the organizations and serves as a board member for the Buffalo Sabres Foundation. Additionally, he was intimately involved in the design and construction of HARBORCENTER.

In addition to his main duties with the Sabres, Gilbert also serves as the primary contact for all USA Hockey initiatives related to the Sabres and HARBORCENTER. His relationship with USA Hockey led him to the 2014 Winter Olympics in Sochi, Russia, where he joined Team USA as a member of the team's public relations staff. Gilbert is also a member of the Buffalo Sabres Hall of Fame Committee and the Board of Directors for the Police Athletic League (PAL).

Prior to his time with the Sabres, Gilbert was the director of public relations for the New Jersey Devils from 1995 to 1997. He was part of a staff in New Jersey that earned the Professional Hockey Writers' Association's Dick Dillman Award for excellence in public relations for the 1996-97 season. Gilbert's success followed him to the Sabres, where the communications department was acknowledged with the Dillman Award in 1997-98. Before his move to the NHL, Gilbert was the assistant director of public relations for the NFL's Philadelphia Eagles for four years (1991-1995), assisting with the day-to-day operations of the team's public relations department. His football background also includes stints as assistant director of public relations for the Raleigh-Durham Skyhawks of the WLAF (1990) and as a graduate assistant with the Buffalo Bills (1988-1990).

Gilbert grew up in the Buffalo suburb of Tonawanda and graduated from Canisius College in Buffalo in 1990 with degrees in communications and history. He and his wife, Amy, reside in Amherst, New York, with their sons, Mark and Jack, and daughter, Grace.

CHRIS BANDURA — DIRECTOR OF MEDIA RELATIONS

Chris Bandura is in his 11th season with the Sabres organization and fifth as the team's director of media relations after spending his first six seasons as the team's media relations coordinator. As the primary contact between the team and the media at home and on the road, Bandura is responsible for arranging interviews, coordinating press conferences and assisting in game-day operations. Bandura also oversees the day-to-day operations of the public relations staff.

Before joining the Sabres, Bandura spent two years as the media relations coordinator for the Rochester Sports Group, which included the Rochester Americans (AHL), Rochester Raging Rhinos (USL First Division), Rochester Knighthawks (NLL) and Rochester Rattlers (MLL). Prior to his stint in Rochester, Bandura was the vice president of operations for the Columbus Landsharks of the National Lacrosse League (2001-2003). He has also spent time in the NLL front office as the director of media relations (1999-00).

A 1999 graduate of Utica College of Syracuse University, Bandura was born and raised in Cheektowaga, New York. He and his wife, Kimberly, reside in West Seneca, New York, with their daughter, Rosalie, and son, Charlie.

IAN OTT — MANAGER OF PUBLIC RELATIONS

Ian Ott is in his sixth season as member of the Buffalo Sabres public relations department and first as the team's manager of public relations. After serving as the Sabres' public relations graduate assistant during the 2010-11 season, Ott joined the team on a permanent basis in July 2011. Some of Ott's primary duties include overseeing press box operations, serving as the editor of team publications and preparing game notes. He is also responsible for overseeing media relations efforts for the Buffalo Bandits (NLL). A graduate of SUNY Oswego, Ott worked for the school's sports information department and its student-run newspaper, The Oswegonian, while earning a bachelor's degree in journalism. A native of Western New York, Ott currently resides in Cheektowaga, New York.

PUBLIC RELATIONS CONTACTS

CHRIS DIERKEN — COORDINATOR OF PUBLIC RELATIONS

Chris Dierken is in his third season with the Buffalo Sabres public relations department after spending the 2014-15 season as the department's graduate assistant. Before joining the Sabres full-time, Dierken served as an intern for the team's public relations department in 2012-13 and spent time with the Buffalo Bills' media relations department and served as the communications coordinator for the Reno Aces Baseball Club, the Triple-A affiliate of the Arizona Diamondbacks. He graduated with a journalism degree from SUNY Buffalo State in 2013, where he was the sports editor of the school's newspaper, The Record, and worked in the sports information department. Dierken was born and raised in Tonawanda, New York.

JORDAN DeBOLT — PUBLIC RELATIONS ASSISTANT

Jordan DeBolt is in his second season with the Buffalo Sabres public relations department. Before re-joining the department as the public relations assistant this season, DeBolt previously served as a public relations intern during the 2013-14 season. While away from the team during the 2014-15 season, Jordan worked with the Buffalo Bills' media relations department as well as the SUNY Fredonia Sports Information Office. A native of Geneva, New York, DeBolt graduated from Fredonia with degrees in public relations and sport management in May 2015.

THE PLAYERS

2015-16 **BUFFALO SABRES** MEDIA GUIDE

47 DEFENSEMAN

ZACH BOGOSIAN

Born JUL 15, 1990 in Massena, NY 6 ft. 2 in. 219 lbs.

CAREER GAME HIGHLIGHTS

GOALS: 2, (2x). Most recent: 10/29/10 vs. WSH
ASSISTS: 3, (2x). Most recent: 3/30/12 at CAR
POINTS: 3 (3x). Most recent: 12/17/12 vs. ANA (1+2)
PENALTY MINUTES: 17, 3/16/13 at TOR
LONGEST POINT STREAK: 4 games, (2x). Most recent: 4/11/13 vs. FLA to 4/20/13 vs. NYI (2+5)

CAREER TRANACTIONS

Acquired by Buffalo from Winnipeg with Evander Kane and Jason Kasdorf in exchange for Tyler Myers, Drew Stafford, Joel Armia, the rights to Brendan Lemieux and a first-round pick in the 2015 Draft, February 11, 2015; Selected by Atlanta in the first round (third overall) of the 2008 NHL Draft.

SEASON STATS 2014-15

Recorded a plus-5 rating vs. FLA (1/13) • Recorded an assist on the game-winning goal and played 25:28 of ice time at CHI (11/2) • Totaled 13 points (3+10) and a plus-1 rating in 41 games with Winnipeg • Made his Sabres debut vs. PHI (2/15) and recorded a game-high 11 hits • Logged a career-high 32:23 of ice time and led the Sabres with seven blocks and six hits at PHI (2/19) • Recorded his first Sabres point (assist) at CBJ (2/24) • Recorded a season-high seven shots and skated 26:54 of ice time at TBL (3/3) • Tallied an assist and skated a team-high 25:16 of ice time at OTT (3/6) • Skated a game-high 30:53 and had six hits at TOR (3/11) • Recorded his first multi-point (0+2) game as a member of the Sabres vs. CAR (4/6) • Led the Sabres in ice time in 16 of his 21 games with the team, averaging 26:39 per game.

CAREER STATS

2013-14: Recorded an assist in his first game of the season at EDM (10/1) • Played in his 300th career NHL game vs. ANA (10/6) • Scored his first goal of the season at DET (11/12) • Missed 15 games on IR from 11/27-12/17 • Missed the last 10 games of the season with a back injury… **2012-13:** Played his first game of the 2012-13 season after returning from injury vs. PIT (2/15) • Recorded his first point of the season (assist) vs. BOS (2/17) • Scored his first goal of the season at NJD (2/24) • Scored the shootout winner, recorded an assist and recorded a fighting major at TOR (3/16) • Had a season-high nine shots on goal vs. CAR (3/30) • Recorded two assists vs. FLA (4/11) • Recorded his 100th career NHL point vs. TBL (4/16) • Recorded a four-game point streak (2+5) from 4/11-4/20, tying the longest point streak of his career… **2011-12:** Recorded a career-high 30 points (5+25) after 65 games played with the Jets • Recorded his first points (0+2) as a Jet vs. CAR (10/22) • Recorded two assists at FLA (10/31) • Scored a goal and earned two assists vs. ANA (12/17) • Recorded his 50th NHL assist and added his 51st at BOS (1/10) • Registered nine shots on goal vs. FLA (1/21), setting a new career high • Earned an assist in his first game back vs. FLA (3/1) after missing seven games due to injury • Recorded three assists at CAR (3/30) • Scored his fourth goal of the season and earned an assist at FLA (4/3) • Scored his fifth goal of the season and added an assist at NYI (4/5) • Ended season on a two-game multi-point streak (2+2)… **2010-11:** Scored his fifth goal of the season at PHI (3/12) • Posted his first multi-point game of the season (0+2) at TOR (2/7) • Scored the game-winning goal in overtime vs. NSH (12/6)… **2009-10:** Appeared in 81 games, posting 23 points (10+13) • Established career highs in games played, points, goals and assists • Tied the Thrashers franchise record for most goals (10) by a defenseman in a single season • Set a career best and tied for fifth on the team with three power-play goals • Ranked sixth on the team and second among defensemen with 155 shots on goal • Set a franchise record with 196 hits • Began the season with eight goals in the first 17 games • Scored his first goal in the season-opener vs. TBL (10/3) • Scored four goals in a four-game span from 10/ 22-10/31 • Scored goals in back-to-back games 11/13 and 11/15 • Skated in a career high 29:13 of ice time vs. BOS (11/19) • Scored his 10th goal of the season vs. TOR (3/25)… **2008-09:** Posted 19 points (9+10) in 47 games during his first NHL season • Led all first-year NHL defensemen in goals and ranked fourth in points • Tied for second among rookie defensemen with a plus-11 rating • Led team defensemen in goals and ranked third in points • Made his NHL debut vs. WSH (10/10) • Missed 28 games due to injury from 10/30-12/30 • Returned to the lineup at CAR (12/31) • Appeared in five games with Chicago (AHL) during a conditioning stint from 1/3-1/11, scoring one goal • Earned his first career NHL points (1+1) at NSH (1/17) • Recorded four points (2+2) in two games from 1/17-1/20 • Posted a season-high three points (0+3) at LAK (2/16) • Scored his first career game-winning goal at COL (3/10) • Skated in a season-high 28:32 of ice time and took a season-high six shots at BUF (3/14) • Scored a season-high two goals vs. FLA (4/9) • Earned 11 points (6+5) in his last 16 games of the season

BOGOSIAN vs. NHL

TEAM	GP	G	A	P	PIM
Anaheim	6	2	2	4	2
Arizona	11	0	2	2	11
Boston	15	0	6	6	8
Buffalo	16	1	2	3	24
Calgary	6	0	0	0	2
Carolina	30	3	15	18	32
Chicago	11	1	3	4	2
Colorado	12	1	2	3	8
Columbus	9	0	3	3	10
Dallas	8	0	0	0	4
Detroit	8	1	1	2	2
Edmonton	7	2	2	4	19
Florida	27	4	12	16	23
Los Angeles	8	2	3	5	4
Minnesota	6	1	0	1	17
Montreal	19	2	4	6	27
Nashville	15	2	3	5	16
New Jersey	18	1	5	6	8
NY Islanders	17	4	2	6	8
NY Rangers	18	1	0	1	23
Ottawa	18	2	4	6	8
Philadelphia	19	1	0	1	6
Pittsburgh	19	0	4	4	6
San Jose	5	0	0	0	6
St. Louis	9	0	2	2	8
Tampa Bay	25	2	5	7	25
Toronto	18	3	6	9	29
Vancouver	7	1	1	2	4
Washington	27	3	5	8	21
Winnipeg	0	0	0	0	0
NHL Totals	414	40	94	134	363

47 DEFENSEMAN

ZACH BOGOSIAN

Born JUL 15, 1990 in Massena, NY 6 ft. 2 in. 219 lbs.

CAREER STATS

• Made his international debut with the United States at the 2009 IIHF World Championship in Switzerland, recording one assist in nine games… **2007-08:** Recorded 61 points (11+50) in 60 games with the Peterborough Petes (OHL) • Named to the OHL First All-Star Team • Appeared in the OHL All-Star Classic and the Canadian Hockey League Top Prospects Game… **2006-07:** Made his OHL debut with the Peterborough Petes, tallying 33 points (7+26) in 67 games • Ranked second among team defensemen and rookies in points • Ranked third overall on the Petes with seven power-play goals • Appeared in his first OHL game vs. Brampton (9/21) • Recorded his first career OHL point with one goal vs. Belleville (10/5).

CAREER STATS

			REGULAR SEASON											PLAYOFFS				
SEASON	TEAM	LEAGUE	GP	G	A	P	+/-	PIM	PP	SH	GW	S	S%	GP	G	A	P	PIM
2006-07	Peterborough	OHL	67	7	26	33	-6	63	7	0	–	–	–	–	–	–	–	–
2007-08	Peterborough	OHL	60	11	50	61	8	72	6	0	–	–	–	5	0	3	3	8
2008-09	**Atlanta**	**NHL**	**47**	**9**	**10**	**19**	**11**	**47**	**2**	**1**	**1**	**90**	**10.0**	--	--	--	--	--
	USA	WC	9	0	1	1	–	2	–	–	–	–	–	–	–	–	–	–
	Chicago	AHL	5	1	0	1	-5	0	1	0	0	17	5.9	–	–	–	–	–
2009-10	**Atlanta**	**NHL**	**81**	**10**	**13**	**23**	**-18**	**61**	**3**	**1**	**0**	**155**	**6.4**	--	--	--	--	--
2010-11	**Atlanta**	**NHL**	**71**	**5**	**12**	**17**	**-27**	**29**	**0**	**0**	**1**	**155**	**3.2**	--	--	--	--	--
2011-12	**Winnipeg**	**NHL**	**65**	**5**	**25**	**30**	**-3**	**71**	**1**	**0**	**0**	**150**	**3.3**	--	--	--	--	--
2012-13	**Winnipeg**	**NHL**	**33**	**5**	**9**	**14**	**-5**	**29**	**0**	**0**	**0**	**85**	**5.9**	--	--	--	--	--
2013-14	**Winnipeg**	**NHL**	**55**	**3**	**8**	**11**	**3**	**48**	**0**	**0**	**0**	**134**	**2.2**	--	--	--	--	--
2014-15	**Winnipeg**	**NHL**	**41**	**3**	**10**	**13**	**1**	**40**	**0**	**0**	**0**	**74**	**4.1**	--	--	--	--	--
	Buffalo	**NHL**	**21**	**0**	**7**	**7**	**-7**	**38**	**0**	**0**	**0**	**51**	**0.0**	--	--	--	--	--
	NHL Totals		**414**	**40**	**94**	**134**	**-45**	**363**	**6**	**2**	**2**	**894**	**4.5**	--	--	--	--	--
	Buffalo Totals		**21**	**0**	**7**	**7**	**-7**	**38**	**0**	**0**	**0**	**51**	**0.0**	--	--	--	--	--

25 DEFENSE

CARLO COLAIACOVO

Born JAN 27, 1983 in Toronto, ON 6 ft. 1 in. 202 lbs.

CAREER GAME HIGHLIGHTS

GOALS:	1, (33x). Most recent: 4/7/15 vs. NYI
ASSISTS:	3, (2x). Most recent: 1/5/12 vs. EDM
POINTS:	3, (3x). Most recent: 1/5/12 vs. EDM (0+3)
PENALTY MINUTES:	19, 12/18/09 vs. TBL
LONGEST POINT STREAK:	4 games, (2x). Most recent: 1/15/09 vs. COL to 1/21/09 at CHI (0+4)

CAREER TRANACTIONS

Signed by Buffalo as an unrestricted free agent, July 3, 2015; Signed by Philadelphia as an unrestricted free agent, October 30, 2014; Signed by St. Louis as an unrestricted free agent, November 12, 2013; Signed by Detroit as an unrestricted free agent, September 14, 2012; Acquired by St. Louis from Toronto with Alexander Steen in exchange for Lee Stempniak, November 24, 2008; Selected by Toronto in the first round (17th overall) of the 2001 NHL Draft.

SEASON STATS 2014-15

Made his season debut vs. EDM (11/4) • Recorded his first point of the season (assist) vs. FLA (11/6) • Logged a season-high 23:04 at STL (3/12) • Broke a 38-game goal drought at PIT (4/1) and scored again three games later vs. NYI (4/7).

CAREER STATS

2013-14: Logged an assist in his season debut vs. MIN (11/25) • Scored his first goal of the season at MIN (3/9), breaking a 43-game drought • Appeared in his 400th career NHL game at DAL (4/11)… **2012-13:** Appeared in six games in his only season with Detroit • Averaged 18:54 TOI per game and recorded one assist • Missed 29 games with a shoulder injury (1/22-3-22) • Appeared in two games for Grand Rapids (AHL)… **2013 Playoffs:** Played in eight postseason games, recording one assist… **2011-12:** Finished third among St. Louis defensemen with 19 points (2+17) • Averaged 19:00 TOI during the regular season • Missed 11 games due to injury • Tied a career high with three assists vs. EDM (1/5) • Recorded two multi-point games on the season (10/22 at PHI and 1/5 vs. EDM) • Both goals scored in 2011-12 were game-winning goals (10/22 at PHI and 2/11 vs. COL) • Recorded his 100th career assist vs. CBJ (12/18)… **2012 Playoffs:** Appeared in seven postseason games for the Blues • Recorded three playoff points (0+3) • Tied for second on the team with a plus-2 rating • Averaged 17:54 TOI during the playoffs… **2010-11:** Ranked third among Blues defensemen in games played (65), points (26), goals (6), assists (20) and shots (81) • Tallied four multi-point games including a career-high three assists vs. LAK (12/16) • Logged a career-high six shots vs. NYR (1/8) • Recorded four separate multi-game point streaks including a three-game streak (1+2) from 10/9-10/14 • Recorded his 100th career NHL point at COL (11/15) • Played his 300th NHL game vs. MIN (3/29) • Played in five games for Team Canada at the 2011 IIHF World Championship… **2009-10:** Set career highs in goals (7), points (32) and penalty minutes (60) • Ranked second among Blues defensemen in points (32), assists (25), plus/minus (plus-8) and power play goals (4) as well as third in goals, penalty minutes and shots (74) • Ranked second among all St. Louis skaters with a plus-8 rating and fourth with four power play goals • Recorded five multi-point games, including a career-best three-point effort (1+2) vs. ANA (4/9) • Strung together six different multi-game point streaks, including a three-game stretch from 11/9-11/23 during which he totaled five points (1+4) • Set new single-game career highs in penalty minutes (19, 12/18 vs. TBL) and shots (5, 3/4 at MIN) • Played his 200th career NHL at EDM (12/21)… **2008-09:** Played in a career-high 73 games and notched career highs in assists (27), points (30) and penalty minutes (35) • Registered a four-game power play assist streak from 1/15-1/21, marking a career-best assist streak and tying a career-best point streak • Recorded 20 of his 27 assists on the power play • Led all Blues defensemen with 30 points (3+27) • Ranked fourth on the team in assists (27), first with 20 power play assists and third with 20 power play points (0+20) • Registered a career-high 11 penalty minutes vs. MIN (12/20) • Notched a pair of assists vs. CGY (12/5), tying a career high… **2009 Playoffs:** Made his postseason debut at VAN (4/15)… **2007-08:** Missed the first 37 games of the season due to a knee injury from the previous season • Assigned to the Toronto Marlies (AHL) for conditioning (12/19) • Played two games for the Toronto Marlies, registering a plus-2 rating • Recalled from the Marlies (12/27) after conditioning assignment • Skated in the first game of season and played (19:16) at PHI (12/27) • Sustained a bruised knee vs. PHI (1/5) • Returned to lineup after missing nine games due to injury vs. STL (1/29) • Scored the game-winning goal and his first point of the season vs. OTT (2/2) • Played a season-high 26:14 at TBL (2/29) • Played 100th career NHL game at WSH (3/1) • Collected his first two assists of the season at BOS (3/6) • Sustained a groin muscle tear at NYI (3/18) and missed the final eight games of the season due to injury…

COLAIACOVO vs. NHL

TEAM	GP	G	A	P	PIM
Anaheim	14	3	6	9	10
Arizona	17	1	8	9	2
Boston	13	1	4	5	4
Buffalo	14	2	4	6	10
Calgary	15	0	3	3	2
Carolina	12	0	0	0	8
Chicago	25	0	10	10	19
Colorado	16	2	6	8	2
Columbus	22	2	10	12	4
Dallas	17	1	5	6	0
Detroit	26	1	8	9	12
Edmonton	19	0	6	6	9
Florida	9	1	3	4	2
Los Angeles	14	1	6	7	8
Minnesota	20	1	6	7	23
Montreal	12	1	3	4	4
Nashville	21	2	4	6	13
New Jersey	10	1	2	3	4
NY Islanders	12	2	4	6	0
NY Rangers	11	2	1	3	2
Ottawa	16	2	2	4	9
Philadelphia	11	4	3	7	12
Pittsburgh	14	1	0	1	2
San Jose	14	1	4	5	10
St. Louis	6	0	0	0	0
Tampa Bay	10	0	2	2	27
Toronto	5	0	2	2	2
Vancouver	20	0	4	4	11
Washington	11	1	2	3	6
Winnipeg	8	0	1	1	4
NHL Totals	434	33	119	152	221

25 DEFENSE

CARLO COLAIACOVO

Born JAN 27, 1983 in Toronto, ON 6 ft. 1 in. 202 lbs.

CAREER STATS

2006-07: Missed the first 31 games of season due to injury • Played five games for the Toronto Marlies (AHL), collecting six points (1+5) and four penalty minutes • Scored his first goal of season vs. NYR (12/16) • Registered a season-high four-game point streak (1+3) 3/17-3/24 • Was the Maple Leafs nominee for the Bill Masterton Memorial Trophy, awarded for 'perseverance, sportsmanship and dedication to hockey' as voted by the local hockey writers… **2005-06:** Played in the season opener for the Maple Leafs vs. OTT (10/5) • Scored his first career NHL goal vs. WSH (11/8) • Registered a season-high two points (1+1) vs. PHX (1/14) • Missed the final 34 games of the season due to a concussion… **2004-05:** Finished third on St. John's (AHL) in plus/minus (plus-9) • Finished third among team defensemen in goals (4-tie), fourth in assists (20) and fourth in points (24) • Played his 100th career AHL game and scored the game-winning goal in overtime at Grand Rapids (3/2)… **2003-04:** Played two games for Toronto, collecting one assist and two penalty minutes • Played his first game of the season vs. NYI (1/20) • Collected his only point (assist) of the season at WSH (1/21) • Finished fourth among St. John's (AHL) skaters in assists (25-tie) • Finished first among team defensemen in points (31), first in assists (25) and second in goals (6) • Played his first career AHL game at Manitoba (10/11) • Registered first career AHL point (assist) vs. Manitoba (10/18) • Scored first career AHL goal in overtime vs. Milwaukee (10/28)… **2002-03:** Played two games for Toronto, collecting one assist • Registered his first career NHL point (assist) in his first NHL game vs. FLA (10/23) • Returned by Toronto to Erie (OHL) on 11/11 • Finished second among Erie defensemen in points (35) • Won a silver medal with Canada at the 2003 World Junior Championship • Named to the 2003 World Junior Championship All-Star Team after leading the tournament in points (10-tie) and assists (9)… **2001-02:** Named an OHL Second Team All-Star in 2002 while playing for the Erie Otters • Captured an OHL championship and played in the Memorial Cup • Won a silver medal with Canada at the 2002 World Junior Championship.

CAREER STATS

			REGULAR SEASON											PLAYOFFS				
SEASON	**TEAM**	**LEAGUE**	**GP**	**G**	**A**	**P**	**+/-**	**PIM**	**PP**	**SH**	**GW**	**S**	**S%**	**GP**	**G**	**A**	**P**	**PIM**
1998-99	Mississauga	GTHL	44	10	12	23	–	28	–	–	–	–	–	–	–	–	–	–
1999-00	Erie	OHL	52	4	18	22	7	12	2	0	1	–	–	13	2	4	6	9
2000-01	Erie	OHL	62	12	27	39	46	59	8	0	1	–	–	14	4	7	11	16
2001-02	Erie	OHL	60	13	27	40	30	49	6	2	2	–	–	21	7	10	17	20
	Canada	WJC	7	0	3	3	–	2	–	–	–	–	–	–	–	–	–	–
2002-03	Erie	OHL	35	14	21	35	-12	12	8	0	1	–	–	–	–	–	–	–
	Canada	WJC	6	1	9	10	–	2	–	–	–	–	–	–	–	–	–	–
	Toronto	**NHL**	**2**	**0**	**1**	**1**	**0**	**0**	**0**	**0**	**0**	**1**	**0.0**	**--**	**--**	**--**	**--**	**--**
2003-04	St. John's	AHL	62	6	25	31	-15	50	1	0	2	–	–	–	–	–	–	–
	Toronto	**NHL**	**2**	**0**	**1**	**1**	**1**	**2**	**0**	**0**	**0**	**0**	**0.0**	**--**	**--**	**--**	**--**	**--**
2004-05	St. John's	AHL	49	4	20	24	9	59	2	0	1	–	–	5	0	1	1	2
2005-06	**Toronto**	**NHL**	**21**	**2**	**5**	**7**	**0**	**17**	**1**	**0**	**0**	**21**	**9.5**	**--**	**--**	**--**	**--**	**--**
	Toronto	**AHL**	**14**	**5**	**6**	**11**	**-3**	**14**	**2**	**0**	**1**	**24**	**20.8**	**--**	**--**	**--**	**--**	**--**
2006-07	**Toronto**	**NHL**	**48**	**8**	**9**	**17**	**5**	**22**	**0**	**0**	**1**	**60**	**13.3**	**--**	**--**	**--**	**--**	**--**
	Toronto	**AHL**	**5**	**1**	**5**	**6**	**5**	**4**	**1**	**0**	**1**	**10**	**10.0**	**--**	**--**	**--**	**--**	**--**
2007-08	**Toronto**	**NHL**	**28**	**2**	**4**	**6**	**-4**	**10**	**0**	**0**	**1**	**30**	**6.7**	**--**	**--**	**--**	**--**	**--**
	Toronto	**AHL**	**2**	**0**	**0**	**0**	**2**	**0**	**0**	**0**	**0**	**4**	**0.0**	**--**	**--**	**--**	**--**	**--**
2008-09	**Toronto**	**NHL**	**10**	**0**	**1**	**1**	**-2**	**6**	**0**	**0**	**0**	**9**	**0.0**	**--**	**--**	**--**	**--**	**--**
	St. Louis	**NHL**	**63**	**3**	**26**	**29**	**2**	**29**	**0**	**0**	**0**	**78**	**3.8**	**4**	**0**	**0**	**0**	**2**
2009-10	**St. Louis**	**NHL**	**67**	**7**	**25**	**32**	**8**	**60**	**4**	**1**	**1**	**74**	**9.5**	**--**	**--**	**--**	**--**	**--**
2010-11	**St. Louis**	**NHL**	**65**	**6**	**20**	**26**	**-4**	**23**	**1**	**0**	**1**	**81**	**7.4**	**--**	**--**	**--**	**--**	**--**
	Canada	WC	5	0	0	0	0	0	0	0	0	–	–	–	–	–	–	–
2011-12	**St. Louis**	**NHL**	**64**	**2**	**17**	**19**	**7**	**22**	**0**	**0**	**2**	**68**	**2.9**	**7**	**0**	**3**	**3**	**16**
2012-13	**Detroit**	**NHL**	**6**	**0**	**1**	**1**	**-4**	**2**	**0**	**0**	**0**	**12**	**0.0**	**9**	**0**	**1**	**1**	**2**
	Grand Rapids	AHL	2	0	0	0	0	0	0	0	0	4	0.0	–	–	–	–	–
2013-14	**St. Louis**	**NHL**	**25**	**1**	**3**	**4**	**-4**	**18**	**0**	**0**	**0**	**18**	**5.6**	**--**	**--**	**--**	**--**	**--**
2014-15	**Philadelphia**	**NHL**	**33**	**2**	**6**	**8**	**0**	**10**	**0**	**0**	**0**	**42**	**4.8**	**--**	**--**	**--**	**--**	**--**
	NHL Totals		**434**	**33**	**119**	**152**	**5**	**221**	**6**	**1**	**6**	**494**	**6.7**	**20**	**0**	**4**	**4**	**20**
	Buffalo Totals		**--**	**--**	**--**	**--**	**--**	**--**	**--**	**--**	**--**	**--**	**--**	**--**	**--**	**--**	**--**	**--**

44 LEFT WING

NICOLAS DESLAURIERS

Born **FEB 22, 1991** in La Salle, QC **6** ft. **1** in. **212** lbs.

CAREER GAME HIGHLIGHTS

GOALS: 1, (6x). Most recent: 2/19/15 at PHI
ASSISTS: 1, (6x). Most recent: 3/30/15 at ARI
POINTS: 2, 12/27/14 vs. NYI (1+1)
PENALTY MINUTES: 10, 11/11/14 at STL
LONGEST POINT STREAK: 3 games, (2x). Most recent: 12/21/14 at BOS to 12/27/14 vs. NYI (2+2)

CAREER TRANACTIONS

Acquired by Buffalo from Los Angeles with Hudson Fasching in exchange for Brayden McNabb, Jonathan Parker, a second-round pick in the 2014 NHL Draft and a second-round pick in the 2015 NHL Draft, March 5, 2014; Selected by Los Angeles in the third round (84th overall) of the 2009 NHL Draft.

SEASON STATS 2014-15

The only player to appear in all 82 games for the Sabres • Scored his first career game-winning goal at SJS (10/25) • Tied a career best with points in three straight games (2+2) from 12/21-12-27 • Registered his first career multi-point game with a goal and an assist in 17:51 of ice time vs. NYI (12/27).

CAREER STATS

2013-14: Converted from defense to left wing prior to the start of the season • Earned his second career fighting major in the season finale vs. NYI (4/13) • Scored his first NHL goal at DET (4/4) • Earned his first career fighting major at NSH (3/27) • Logged a season-high 17:08 TOI at CGY (3/18) • Made his NHL debut at FLA (3/7), recording four shots and four hits in 15:08 TOI • Finished first among Rochester skaters and tied for third in the AHL with 230 shots on goal • Registered his first point as an Amerk (assist) and logged 19:13 TOI in his Rochester debut vs. Toronto (4/11) • Led the Monarchs in goals and ranked second on the team in points at the time of the trade • Registered a six-game point streak (1+6) from 1/25-2/8 • Logged his first career multi-goal game and added an assist vs. Springfield (11/29)… **2014 Playoffs:** Scored a goal in his Amerks playoff debut in Game 1 vs. Chicago (4/25)… **2012-13:** Ranked second among Manchester defensemen in points and second in assists • Led team defensemen with 80 penalty minutes • Set career-highs in goals (four), assists (19), points (23), shots on goal (131), and penalty minutes (80)… **2013 Playoffs:** Led the team with two goals and four points (2+2) in four games during the 2013 Calder Cup Eastern Conference Quarterfinals • Tied for second on the Monarchs with two assists in the playoffs • Registered a point in all four playoff games… **2011-12:** Registered a goal and 13 assists for 14 points in 68 games with the Monarchs during his rookie season in • Made his AHL debut against the Springfield Falcons (10/7) • Recorded his first AHL points (0+2) vs. Providence (12/3) • Scored his first AHL goal vs. Portland (1/15)… **2012 Playoffs:** Collected seven penalty minutes in four games… **2010-11:** Led Gatineau defensemen in goals (13), assists (30), points (43), power-play goals (six) and plus/minus rating (plus-22) • Ranked fourth on the team with 43 points • Set a career high in goals (13) and tied a career-high in plus/minus (plus-22)… **2011 Playoffs:** Registered 20 points (5+15) in 24 playoff games • Ranked first in points (20), tied for third in goals (five), ranked first in assists (15), tied for second in power play assists (eight), and ranked fourth in plus/minus (plus-9) among QMJHL… **2009-10:** Ranked second in points (45), first in assists (36), tied for third in goals (nine), third in power-play goals (4), second in plus/minus (plus-22) and first in shots (192) among Huskies defensemen… **2010 Playoffs:** Helped Rouyn-Noranda advance to the 2010 QMJHL Quarterfinals with eight points (2+6) • Led the club in plus/minus (plus-3) during the playoffs… **2008-09:** Ranked second among Rouyn-Noranda defensemen in goals (11), assists (19), points (30), power-play goals (4) and plus-minus (plus-3) • Finished third overall on the club with 80 penalty minutes and 134 shots • Tied for third on the club with two shorthanded goals… **2009 Playoffs:** Registered four points (2+2) in six playoff games.

DESLAURIERS vs. NHL

TEAM	GP	G	A	P	PIM
Anaheim	2	0	0	0	0
Arizona	2	0	1	1	0
Boston	4	0	1	1	7
Buffalo	0	0	0	0	0
Calgary	3	0	1	1	2
Carolina	4	0	0	0	2
Chicago	3	0	0	0	4
Colorado	2	0	0	0	0
Columbus	3	0	0	0	0
Dallas	2	0	0	0	0
Detroit	6	2	0	2	2
Edmonton	3	0	1	1	5
Florida	6	0	2	2	2
Los Angeles	2	0	0	0	0
Minnesota	2	0	1	1	5
Montreal	6	0	1	1	7
Nashville	4	0	0	0	7
New Jersey	3	0	0	0	0
NY Islanders	5	1	1	2	9
NY Rangers	3	0	0	0	5
Ottawa	4	0	0	0	7
Philadelphia	4	1	0	1	0
Pittsburgh	3	0	0	0	2
San Jose	2	2	0	2	0
St. Louis	3	0	0	0	12
Tampa Bay	6	0	0	0	4
Toronto	4	0	1	1	0
Vancouver	3	0	0	0	0
Washington	3	0	0	0	0
Winnipeg	2	0	0	0	7
NHL Totals	99	6	10	16	89

44 LEFT WING

NICOLAS DESLAURIERS

Born **FEB 22, 1991** in La Salle, QC **6** ft. **1** in. **212** lbs.

CAREER STATS

			REGULAR SEASON											PLAYOFFS				
SEASON	**TEAM**	**LEAGUE**	**GP**	**G**	**A**	**P**	**+/-**	**PIM**	**PP**	**SH**	**GW**	**S**	**S%**	**GP**	**G**	**A**	**P**	**PIM**
2006-07	Chateauguay	QAAA	43	2	10	12	–	28	–	–	–	–	–	3	1	0	1	4
2007-08	Rouyn-Noranda	QMJHL	42	2	7	9	-7	38	0	0	–	–	–	4	0	0	0	0
2008-09	Rouyn-Noranda	QMJHL	68	11	19	30	3	80	4	2	–	–	–	6	2	2	4	8
2009-10	Rouyn-Noranda	QMJHL	65	9	36	45	22	72	4	0	1	–	–	11	2	6	8	2
2010-11	Gatineau	QMJHL	48	13	30	43	22	53	6	0	4	155	8.4	24	5	15	20	19
2011-12	Manchester	AHL	65	1	13	14	-14	67	1	0	0	86	1.2	4	0	0	0	7
2012-13	Manchester	AHL	63	4	19	23	-14	80	3	0	1	131	3.0	4	2	2	4	2
2013-14	Manchester	AHL	60	18	21	39	3	76	2	0	3	217	8.3	–	–	–	–	–
	Buffalo	**NHL**	**17**	**1**	**0**	**1**	**-10**	**18**	**0**	**0**	**0**	**30**	**3.3**	--	--	--	--	--
	Rochester	AHL	5	1	2	3	0	9	0	0	0	13	7.7	5	1	1	2	9
2014-15	**Buffalo**	**NHL**	**82**	**5**	**10**	**15**	**-24**	**71**	**0**	**0**	**1**	**76**	**6.6**	--	--	--	--	--
	NHL Totals		**99**	**6**	**10**	**16**	**-34**	**89**	**0**	**0**	**1**	**106**	**5.7**	--	--	--	--	--
	Buffalo Totals		**99**	**6**	**10**	**16**	**-34**	**89**	**0**	**0**	**1**	**106**	**5.7**	--	--	--	--	--

15 CENTER

JACK EICHEL

Born **OCT 28, 1996** in North Chelmsford, MA **6** ft. **1** in. **201** lbs.

CAREER GAME HIGHLIGHTS

GOALS:	N/A
ASSISTS:	N/A
POINTS:	N/A
PENALTY MINUTES:	N/A
LONGEST POINT STREAK:	N/A

CAREER TRANACTIONS

Selected by Buffalo in the first round (second overall) of the 2015 NHL Draft.

SEASON STATS 2014-15

Led all NCAA Division I skaters with 71 points (26+45) in 40 games at Boston University • Won the Hobey Baker Award, becoming the second freshman ever to earn the award (last: Paul Kariya, 1992-93) • Earned several other end-of-year accolades, including Hockey East Player of the Year, Hockey East Rookie of the Year, the Tim Taylor Award as the nation's outstanding freshman and was the only unanimous first-team Hockey East All-Star selection • Was named Most Valuable Player at the Hockey East Tournament after leading the Terriers to a conference title with 11 points (6+5) in four tournament games • Recorded five points (2+3) in four NCAA Tournament games • Won a bronze medal with Team USA at the 2015 IIHF World Championship, ranking third on the team with seven points (2+5) in 10 games • Served as captain for Team USA at the 2015 World Junior Championship, recording four points (1+3) in five tournament games.

CAREER STATS

2013-14: Led the U.S. Under-18 team in points, earning a spot on the United States Hockey League Second All-Star Team • Represented the United States as the youngest player on the roster at the 2014 World Junior Championship, recording five points (1+4) in five games • Won gold with Team USA at the 2014 IIHF Under-18 World Junior Championship, tying for the team lead with 10 points (5+5) in seven games… **2012-13:** Won a silver medal with Team USA at the 2013 IIHF Under-18 World Junior Championship.

CAREER STATS

			REGULAR SEASON											PLAYOFFS				
SEASON	**TEAM**	**LEAGUE**	**GP**	**G**	**A**	**P**	**+/-**	**PIM**	**PP**	**SH**	**GW**	**S**	**S%**	**GP**	**G**	**A**	**P**	**PIM**
2012-13	USNTDP	USHL	35	13	14	27	-12	14	2	1	2	123	10.6	–	–	–	–	–
	USA	WJ18	7	1	1	2	3	6	–	–	–	–	–	–	–	–	–	–
	USA	WJ17	5	3	0	3	–	2	–	–	–	–	–	–	–	–	–	–
2013-14	USNTDP	USHL	24	20	25	45	20	20	6	1	3	95	21.1	–	–	–	–	–
	USA	WJ18	7	5	5	10	6	2	–	–	–	–	–	–	–	–	–	–
	USA	WJC	5	1	4	5	1	0	–	–	–	–	–	–	–	–	–	–
2014-15	Boston Univ.	H-East	40	26	45	71	51	28	7	2	4	168	15.5	–	–	–	–	–
	USA	WC	10	2	5	7	2	8	–	–	–	–	–	–	–	–	–	–
	USA	WJC	5	1	3	4	-3	6	–	–	–	–	–	–	–	–	–	–

63 LEFT WING

TYLER ENNIS

Born OCT 6, 1989 in Edmonton, AB 5 ft. 9 in. 160 lbs.

CAREER GAME HIGHLIGHTS

GOALS: 2, (6x). Most recent: 1/18/15 at DET
ASSISTS: 3, (3x). Most recent: 12/11/14 vs. CGY
POINTS: 3, (10x). Most recent: 3/11/14 at TOR (1+2)
PENALTY MINUTES: 12, 3/25/14 at MTL
LONGEST POINT STREAK: 6 games, 1/12/14 at WSH to 1/23/14 vs. CAR (3+4)

CAREER TRANACTIONS

Selected by Buffalo in the first round (26th overall) of the 2008 NHL Draft.

SEASON STATS 2014-15

Games missed due to injury: four; two – lower body (2/26-2/28), two – upper body (3/28-3/30) • Tied his best single-game point total four times, with three points on 11/15 vs. TOR, 12/11 vs. CGY, 1/18 at DET and 3/11 at TOR • Scored his first career shorthanded goal at CHI (10/11) • Notched his 100th career assist vs. MTL (11/5) • Earned his first NHL fighting major at STL (11/11) • Named the NHL's First Star of the Week for the week of Dec. 8-14 after scoring five points (1+4) in three games • Tallied his 200th career point with a goal at OTT (3/6).

CAREER STATS

2013-14: Games missed due to injury: two – undisclosed (2/26-2/28) • Led all Sabres skaters in goals (21), finishing second in points (43) • Career-best six-game point streak (3+4) from 1/12-1/23 • Recorded two assists during a career-high 25:13 TOI vs. CBJ (1/18) • His goal 10 seconds into the game vs. STL (11/19) was the quickest Sabres goal to start a game since Drew Stafford scored 10 seconds in on Jan. 27, 2009 at EDM • Skated in his 200th career game at TBL (10/26)… **2012-13:** Games missed due to injury: one – upper body (3/12) • Tied for most assists (21) among all Sabres skaters • Led all Sabres forwards in average power play TOI (3:22) • Recorded seven points (3+4) over a six game span (2/5-2/15) and eight points (2+6) over a seven game span (3/17-3/30) • Tied career high with three points (1+2) vs. MTL (2/7) • Logged a career-high 24:12 TOI vs. TOR (3/21), tallying a goal and an assist for his seventh of eight multi-point games • Registered a four-game point-streak (1+4, 4/14-4/22)… **2011-12:** Games missed due to injury: 34; 17 – ankle (10/25-12/2), 17 – ankle (12/20-1/24) • Sabres were 15-3-5 when Ennis recorded at least one point and 7-1-1 when he had a multi-point game • Sabres were 27-13-8 with Ennis in the lineup • Led all Sabres with a plus-11 rating • Career-best five-game point streaks from 2/24-3/3 (1+4) and 3/10-3/19 (4+5) • Four-game point streak (3+4) from 3/27-4/3 • Recorded 27 points (11+16) in 26 games from 2/16-4/3 • Tied career high with three points (0+3) vs. COL (3/14), his fourth career three-point game • Scored two goals vs. MTL (3/12), his third career multi-goal game • Played 100th career NHL game vs. DET (12/2)… **2010-11:** Appeared in all 82 games • Ranked fourth in rookie scoring with 49 points (20+29) • First Sabres rookie to score 20 goals since Thomas Vanek (25, 2005-06) • Most points by a Sabres rookie since Derek Plante (56, 1993-94) • Scored two goals, including the game-winner, vs. ANA (12/21) • Scored three goals in four games from 11/10-11/15 • Scored game-deciding goal on first career shootout attempt at TOR (11/6), again vs. BOS (1/1) • Sabres were 14-2-2 when Ennis scored at least one goal, 12-1-1 in his multi-point games… **2011 Playoffs:** Recorded an assist and two hits in Game 4 vs. PHI (4/20) • Registered first career multi-goal playoff game (2+0), including OT goal in Game 5 at PHI (4/22) • Extended his point streak to three games with an assist in Game 6 vs. PHI (4/24)… **2009-10:** Named 2009-10 AHL Rookie of the Year • Named to 2009-10 AHL All-Rookie Team • Scored first AHL goal and assist in four-point performance (3+1) vs. Hartford (10/16) • Scored first career NHL goal in NHL debut at PHI (11/27); 21st Sabres skater to score in his debut, and first since Denis Hamel on 1/6/00 • Named MVP of 2010 AHL All-Star Game after tallying three points (1+2) for the Canadian All-Stars • Registered first career three-assist game at MAN (1/12) • Recalled to Buffalo on an emergency basis (3/27) • Recorded a three-point game (1+2) vs. NYR (4/6)… **2010 Playoffs:** Made NHL playoff debut vs. BOS (4/15) • Registered first NHL playoff point (assist) vs. BOS (4/17) • Scored first NHL playoff goal vs. BOS (4/23)… **2008-09:** Named alternate captain for Medicine Hat (WHL) • Tied career high with team-high 43 goals • Led all Medicine Hat skaters with 85 points • Led team in playoff scoring with 19 points (8+11) • Selected to WHL East Division First All-Star Team and named WHL Most Sportsmanlike Player for second consecutive year • Represented Team Canada at 2010 World Junior Championship • Scored seven points (3+4) in six games, helping Canada to a gold medal… **2007-08:** Led Medicine Hat skaters in all scoring categories, setting career-high marks in each (43+48) • Participated in the 2008 Top Prospects Game • Scored a goal while serving as alternate captain for Team WHL at the 2008 Canada-Russia Challenge • Tied for team lead with four playoff points (0+4) • Nominated to WHL East Division First All-Star Team • Named WHL Most Sportsmanlike Player.

ENNIS vs. NHL

TEAM	GP	G	A	P	PIM
Anaheim	7	4	1	5	0
Arizona	4	3	1	4	0
Boston	25	5	11	16	6
Buffalo	0	0	0	0	0
Calgary	5	0	4	4	4
Carolina	15	4	4	8	6
Chicago	6	1	3	4	2
Colorado	5	0	4	4	2
Columbus	8	2	5	7	4
Dallas	6	3	3	6	0
Detroit	10	2	2	4	2
Edmonton	5	0	1	1	12
Florida	19	3	8	11	2
Los Angeles	6	1	1	2	0
Minnesota	6	0	1	1	0
Montreal	25	8	9	17	24
Nashville	6	3	1	4	0
New Jersey	15	5	4	9	12
NY Islanders	15	4	5	9	4
NY Rangers	17	4	9	13	10
Ottawa	21	8	6	14	6
Philadelphia	17	4	5	9	4
Pittsburgh	17	3	2	5	6
San Jose	6	1	3	4	4
St. Louis	5	2	1	3	9
Tampa Bay	20	2	6	8	8
Toronto	23	8	11	19	4
Vancouver	5	3	1	4	4
Washington	14	3	9	12	4
Winnipeg	12	3	2	5	6
NHL Totals	345	89	123	212	145

63 LEFT WING

TYLER ENNIS

Born OCT 6, 1989 in Edmonton, AB 5 ft. 9 in. 160 lbs.

CAREER STATS

			REGULAR SEASON											PLAYOFFS				
SEASON	TEAM	LEAGUE	GP	G	A	P	+/-	PIM	PP	SH	GW	S	S%	GP	G	A	P	PIM
2005-06	Medicine Hat	WHL	43	3	7	10	-1	10	2	0	–	–	–	7	0	0	0	0
2006-07	Medicine Hat	WHL	71	26	24	50	1	30	13	0	–	–	–	22	8	4	12	6
2007-08	Medicine Hat	WHL	70	43	48	91	11	42	15	0	–	–	–	5	0	4	4	6
2008-09	Medicine Hat	WHL	61	43	42	85	11	21	13	2	–	–	–	11	8	11	19	10
	Canada	WJC	6	3	4	7	1	0	–	–	–	–	–	–	–	–	–	–
2009-10	Portland	AHL	69	23	42	65	-1	12	9	0	–	184	12.5	–	–	–	–	–
	Buffalo	**NHL**	**10**	**3**	**6**	**9**	**1**	**6**	**0**	**0**	**0**	**23**	**13.0**	**6**	**1**	**3**	**4**	**0**
2010-11	**Buffalo**	**NHL**	**82**	**20**	**29**	**49**	**0**	**30**	**5**	**0**	**1**	**210**	**9.5**	**7**	**2**	**2**	**4**	**4**
2011-12	**Buffalo**	**NHL**	**48**	**15**	**19**	**34**	**11**	**14**	**2**	**0**	**1**	**82**	**18.3**	**--**	**--**	**--**	**--**	**--**
2012-13	**Buffalo**	**NHL**	**47**	**10**	**21**	**31**	**-14**	**16**	**2**	**0**	**0**	**108**	**9.3**	**--**	**--**	**--**	**--**	**--**
	Langnau	Swiss-A	9	3	5	8	-5	0	–	–	–	–	–	–	–	–	–	–
2013-14	**Buffalo**	**NHL**	**80**	**21**	**22**	**43**	**-25**	**42**	**6**	**0**	**0**	**210**	**10.0**	**--**	**--**	**--**	**--**	**--**
2014-15	**Buffalo**	**NHL**	**78**	**20**	**26**	**46**	**-19**	**37**	**6**	**1**	**2**	**185**	**10.8**	**--**	**--**	**--**	**--**	**--**
	Canada	WC	10	4	2	6	7	0	–	–	–	–	–	–	–	–	–	–
	NHL Totals		**345**	**89**	**123**	**212**	**-46**	**145**	**21**	**1**	**4**	**818**	**10.9**	**13**	**3**	**5**	**8**	**4**
	Buffalo Totals		**345**	**89**	**123**	**212**	**-46**	**145**	**21**	**1**	**4**	**818**	**10.9**	**13**	**3**	**5**	**8**	**4**

82 LEFT WING

MARCUS FOLIGNO

Born **AUG 10, 1991** in Buffalo, NY **6** ft. **2** in. **226** lbs.

CAREER GAME HIGHLIGHTS

GOALS: 2, (5x). Most recent: 4/3/15 vs. CHI
ASSISTS: 2, (5x). Most recent: 10/23/13 vs. BOS
POINTS: 2, (14x). Most recent: 4/3/15 vs. CHI (2+0)
PENALTY MINUTES: 17, (2x). Most recent: 12/21/14 at BOS
LONGEST POINT STREAK: 5 games, 3/10/12 at OTT to 3/19/12 at TBL (5+2)

CAREER TRANACTIONS

Selected by Buffalo in the fourth round (104th overall) of the 2009 NHL Draft.

SEASON STATS 2014-15

Games missed due to injury: 25; 19 – undisclosed (12/23-2/8), four – upper body (11/2-11/8), one – upper body (10/13), 1 – upper body (11/13) • Set a personal best with 20 points (8+12) on the season • Tallied his first two goals of the season at CAR (10/14) • Scored in a career-high three consecutive games from 12/11 vs. CGY to 12/15 vs. OTT • Notched two points (1+1) vs. NYI (2/8) in his return from an injury that sidelined him for 19 games • Scored twice and finished with a plus-2 rating vs. CHI (4/3), increasing his goal total to a career-best eight on the season.

CAREER STATS

2013-14: Games missed due to injury: seven; three – upper body (10/2-10/5), two – lower body (4/4-4/6), one – illness (12/23), 1 – undisclosed (1/15) • Registered three multi-point outings vs. BOS (10/23), vs. BOS (12/19) and at TBL (3/6) • Four game point-scoring streak (1+4, 10/19-10/26) • Logged an assist and a career-high 22:13 TOI at BOS (4/12) • Appeared in his 100th career game vs. FLA (1/9)… **2012-13:** Finished in the top 10 among NHL rookies with 108 hits (4th), 41 PIM (6th) and 13 assists (T-8th) • Scored two goals vs. NYR (3/12) • Registered a pair of assists vs. TOR (1/29) and vs. MTL (2/7) • Four-game point streak (1+4, 1/27-2/2) • Logged a career-high 21:46 TOI vs. FLA (2/3)… **2011-12:** Recorded 13 points (6+7) in first 14 career games during four recalls • Named NHL Rookie of the Month for March with 11 points (6+5) in 11 games • Shooting percentage of 26.1% ranked second among all NHL players with more than 10 shots • Became just the third active player with five or more goals in his first six NHL games, joining Evgeni Malkin (7) and Teemu Selanne (5) • Became the third player in Sabres history with seven or more points in his first six career games, joining Phil Housley (9) and Ray Sheppard (7) • Five-game point streak (5+2) from 3/10-3/19 • Notched first career multi-point game (2+0) vs. COL (3/14) • Scored his first career NHL point (goal) at OTT (3/10) • Named Rochester Americans Rookie of the Year • Ranked fourth among Americans skaters with 39 points (16+23) in 60 games; added three points (2+1) in three playoff games with the Amerks • Led all Amerks and placed fourth among AHL rookies with a plus-19 rating • Led Rochester with five game-winning goals… **2010-11:** Completed fourth season with the Sudbury Wolves (OHL), capturing career-highs in goals (23), assists (36) and points (59) to finish third on the team in scoring • Contributed three points (2+1) and a team-high 24 PIM in eight playoff games with Sudbury • Scored 11 goals on the power play, second most among Wolves skaters, while averaging 1.26 points per game • Finished first on the team and second in the league with five shorthanded goals • Named to the OHL's Second All-Star Team • Selected as OHL Eastern Conference's "Best Body Checker" in the OHL Coaches Poll • Named to Team Canada for the 2011 World Junior Championships in Buffalo, earning a Silver Medal; recorded two goals and two assists in seven games… **2009-10:** Posted career highs in games played (67) and penalty minutes (156), finishing second on the team and 10th in the league in that category • Collected 39 points (14+25) to place sixth on the team in scoring • Appeared in four OHL playoff games, recording three points (1+2)… **2008-09:** Had a productive sophomore season with the Wolves, registering 30 points (12+18) in 65 games… **2007-08:** One of Sudbury's top five rookies despite notching 11 points (5+6) in 66 games.

FOLIGNO vs. NHL

TEAM	GP	G	A	P	PIM
Anaheim	3	0	0	0	0
Arizona	3	0	1	1	0
Boston	14	1	6	7	24
Buffalo	0	0	0	0	0
Calgary	3	1	0	1	8
Carolina	8	2	1	3	4
Chicago	4	2	0	2	0
Colorado	5	3	1	4	0
Columbus	6	1	3	4	4
Dallas	3	0	1	1	5
Detroit	2	0	0	0	0
Edmonton	2	0	0	0	2
Florida	11	2	2	4	24
Los Angeles	4	0	0	0	0
Minnesota	3	1	0	1	2
Montreal	13	0	5	5	13
Nashville	4	0	0	0	0
New Jersey	8	0	1	1	7
NY Islanders	8	2	2	4	2
NY Rangers	9	2	3	5	4
Ottawa	11	2	1	3	12
Philadelphia	8	0	1	1	6
Pittsburgh	8	0	0	0	2
San Jose	4	0	0	0	4
St. Louis	3	0	0	0	0
Tampa Bay	11	3	3	6	17
Toronto	14	2	6	8	16
Vancouver	3	0	1	1	2
Washington	10	1	4	5	22
Winnipeg	7	1	2	3	2
NHL Totals	192	26	44	70	182

82 LEFT WING

MARCUS FOLIGNO

Born **AUG 10, 1991** in Buffalo, NY **6** ft. **2** in. **226** lbs.

CAREER STATS

			REGULAR SEASON											PLAYOFFS				
SEASON	**TEAM**	**LEAGUE**	**GP**	**G**	**A**	**P**	**+/-**	**PIM**	**PP**	**SH**	**GW**	**S**	**S%**	**GP**	**G**	**A**	**P**	**PIM**
2006-07	Sudbury	ON-Minor	30	21	15	36	–	70	–	–	–	–	–	–	–	–	–	–
2007-08	Sudbury	OHL	66	5	6	11	-28	38	0	0	–	–	–	–	–	–	–	–
2008-09	Sudbury	OHL	65	12	18	30	-21	96	5	0	–	–	–	6	1	2	3	9
2009-10	Sudbury	OHL	67	14	25	39	-3	156	3	1	–	–	–	4	1	1	2	6
2010-11	Sudbury	OHL	47	23	36	59	5	92	11	5	–	–	–	8	2	1	3	24
	Canada	WJC	7	2	2	4	2	2	1	0	0	–	–	–	–	–	–	–
2011-12	Rochester	AHL	60	16	23	39	19	78	2	0	5	110	14.5	3	2	1	3	4
	Buffalo	**NHL**	**14**	**6**	**7**	**13**	**6**	**9**	**2**	**0**	**1**	**23**	**26.1**	--	--	--	--	--
2012-13	**Buffalo**	**NHL**	**47**	**5**	**13**	**18**	**-4**	**41**	**1**	**0**	**0**	**55**	**9.1**	--	--	--	--	--
	Rochester	AHL	33	10	17	27	7	38	3	0	3	77	13.0	–	–	–	–	–
2013-14	**Buffalo**	**NHL**	**74**	**7**	**12**	**19**	**-17**	**82**	**0**	**1**	**3**	**79**	**8.9**	--	--	--	--	--
2014-15	**Buffalo**	**NHL**	**57**	**8**	**12**	**20**	**-5**	**50**	**0**	**0**	**0**	**66**	**12.1**	--	--	--	--	--
	NHL Totals		**192**	**26**	**44**	**70**	**-20**	**182**	**3**	**1**	**4**	**223**	**11.7**	--	--	--	--	--
	Buffalo Totals		**192**	**26**	**44**	**70**	**-20**	**182**	**3**	**1**	**4**	**223**	**11.7**	--	--	--	--	--

46 DEFENSE

CODY FRANSON

Born **AUG 8, 1987** in Sicamous, BC **6** ft. **5** in. **234** lbs.

CAREER GAME HIGHLIGHTS

GOALS: 1, (35x). Most recent: 3/31/15 vs. VAN
ASSISTS: 2, (19x). Most recent: 1/9/15 vs. CBJ
POINTS: 2, (25x). Most recent: 1/9/15 vs. CBJ (0+2)
PENALTY MINUTES: 10, 1/19/15 vs. CAR
LONGEST POINT STREAK: 9 games, 11/4/14 at ARI to 11/20/14 vs. TBL (2+9)

CAREER TRANACTIONS

Signed by Buffalo as an unrestricted free agent, September 10, 2015; Acquired by Nashville from Toronto with Mike Santorelli in exchange for Olli Jokinen, Brendan Leipsic and a first-round pick in the 2015 NHL Draft, February 15, 2015; Acquired by Toronto from Nashville with Matthew Lombardi in exchange for Brett Lebda and Robert Slaney, July 3, 2011; Selected by Nashville in the third round (79th overall) of the 2005 NHL Draft.

SEASON STATS 2014-15

Set career-best marks in assists (29) and points (36) for the second consecutive season • Tied for 15th among NHL defensemen with 17 power-play points (5+12) • Set a career-high with five power play goals • Recorded six multi-point games • Had career-best nine-game point streak (2+9) from 11/4-11/20 • Played a career high 26:14 vs. DET (11/22) • At the time of his trade, led all Toronto defensemen with 32 points and tied for team lead with 26 assists • Appeared in his 400th NHL game vs. MIN (4/9).

CAREER STATS

2013-14: Established single-season career-highs in assists (28) and points (28) • Ranked second in the NHL in hits (282) • Ranked third among Toronto skaters in blocked shots (111) • Collected two assists in back-to-back games (10/12-10/15) • Missed two games (11/30, 12/3) due to lower-body injury • Recorded 100th career NHL assist vs. OTT (2/1) • Played 300th career NHL game at TBL (2/6) • Missed game at SJS (3/11) with flu… **2012-13:** Played 45 games for the Maple Leafs, collecting 29 points (4+25) • Recorded seven points (3+7) in 26 games for Brynas IF (SHL) • Ranked fourth among NHL defensemen in assists (25) and tied for sixth in points (29) • Ranked third among all Toronto skaters in assists • Established a career high in power-play goals (3) • Recoded an assist in his 200th career NHL game vs. NYI (1/24) • Recorded two points (1+1) and a plus-3 rating at BUF (1/29) • Collected at least one assist in four consecutive games on two occasions (2/5-2/11, 2/27-3/6) • Missed three games as a healthy scratch… **2013 Playoffs:** Tallied six points (3+3) in seven playoff games for the Maple Leafs • Led team defensemen in playoff goals, assists and points… **2011-12:** Made season debut and recorded an assist vs. CGY (10/15) • Registered a season-best four-game point streak (2+2) from 12/5-12/13 • Left game due to eye at PIT (3/7) • Missed 25 games as a healthy scratch… **2010-11:** Ranked third among Nashville defensemen in points (29) and second in goals (8) and plus/minus (plus-10) • Played 100th career NHL game at SJS (1/8)… **2011 Playoffs:** Ranked fourth on the team and 14th among NHL defensemen in playoff points (6) • Tied the Nashville franchise records for playoff assists and points by a defenseman • Set a Nashville franchise record for assists by a defenseman in a playoff series (4) in WCQF against Anaheim • Scored 1st career NHL playoff goal in Game 4 of WCSF vs. VAN (5/5)… **2009-10:** Became second rookie defenseman in Predators history to reach the 20-point mark, joining Dan Hamhuis • Ranked third among rookie blueliners in goals (6) and tied for fourth in points (21) • Led all first-year defensemen in game-winning goals (3) • Paced all NHL rookies, and ranked second on the team, in plus/minus (plus-15) • Ranked sixth among NHL defensemen in road plus/minus rating (plus-13) • Ranked second among rookie defensemen with 15 road points (4+11) • Recorded his first career NHL point (assist) at BOS (10/21) and scored his first NHL goal the following night at OTT (10/21) • Missed seven games due to injury • Started the season with Milwaukee (AHL), and posted seven points (2+5) in six games during three stints with the Admirals… **2010 Playoffs:** Played in four of the club's six playoff games • Made his playoff debut and notched his first career playoff (assist) in Game 1 of the club's WCQ series against Chicago… **2008-09:** Named a Second-Team AHL All-Star • Ranked third among AHL defensemen in points (52) • Ranked sixth among league blueliners in assists (41) and tied for seventh in goals (11) • Finished third on Milwaukee in both points and assists • Led the Admirals and ranked sixth among league defensemen in power-play assists (22) • Tied for fourth among AHL defensemen in game-winning goals (3) • Ranked third on the Admirals in shots (147) and fourth on the club in power-play goals (6) • Played for Team Canada and registered an assist in the 2009 AHL All-Star Classic (1/26) • Tied for second on the Admirals in 2009 Calder Cup Playoff scoring (3+5) • Ranked second on the club in postseason plus/minus rating (plus-9)… **2007-08:** Named to the AHL All-Rookie Team • Led all AHL rookie defensemen in goals (11) and power-play goals (8), and ranked second in both

FRANSON vs. NHL

TEAM	GP	G	A	P	PIM
Anaheim	14	1	4	5	4
Arizona	13	1	4	5	6
Boston	16	0	7	7	6
Buffalo	18	1	12	13	6
Calgary	14	1	3	4	0
Carolina	14	1	4	5	16
Chicago	15	1	6	7	2
Colorado	13	3	5	8	2
Columbus	15	1	2	3	4
Dallas	12	0	4	4	2
Detroit	22	2	3	5	4
Edmonton	11	0	7	7	6
Florida	13	1	5	6	4
Los Angeles	12	3	4	7	2
Minnesota	15	2	2	4	10
Montreal	16	1	5	6	6
Nashville	5	0	2	2	2
New Jersey	14	0	7	7	6
NY Islanders	13	1	5	6	6
NY Rangers	13	3	4	7	4
Ottawa	15	2	9	11	6
Philadelphia	13	0	6	6	2
Pittsburgh	11	3	4	7	2
San Jose	10	1	3	4	2
St. Louis	15	0	1	1	4
Tampa Bay	15	1	4	5	4
Toronto	2	1	1	2	0
Vancouver	13	1	1	2	0
Washington	14	3	4	7	10
Winnipeg	14	0	6	6	6
NHL Totals	400	35	134	169	134

46 DEFENSE

CODY FRANSON

Born **AUG 8, 1987** in Sicamous, BC **6** ft. **5** in. **234** lbs.

CAREER STATS

points (36) and assists (25) • Tied for first among Milwaukee defensemen in assists and ranked second in goals and points • Played in all six of the Admirals' 2008 playoff games, tying for first on the club in assists (2)… **2006-07:** Tied for sixth among WHL defensemen in points (51) • Named to WHL West First All-Star Team • Played 19 playoff games for Vancouver, (WHL) collecting seven points (3+4) • Recorded two points (1+1) in five games at the Memorial Cup • Won Memorial Cup with Vancouver (WHL) and named to tournament's all-star team • Won a gold medal with Canada at the IIHF World Junior Championship… **2005-06:** Tied for third among WHL defensemen in points (55) • Won the WHL Championship with Vancouver • Named to the WHL West Second All-Star Team • Played 18 playoff games for Vancouver, collecting 20 points (5+15) • Ranked 1st among WHL defensemen in playoff points • Recorded five points (3+2) at the Memorial Cup, leading all defensemen in points… **2004-05:** Played 64 games in his first full season with Vancouver • Played four playoff games, recording one assist • Named team's Most Improved Player.

CAREER STATS

			REGULAR SEASON											PLAYOFFS				
SEASON	**TEAM**	**LEAGUE**	**GP**	**G**	**A**	**P**	**+/-**	**PIM**	**PP**	**SH**	**GW**	**S**	**S%**	**GP**	**G**	**A**	**P**	**PIM**
2001-02	Sicamous	Minor-BC	65	44	82	126	–	42	–	–	–	–	–	–	–	–	–	–
2002-03	Vancouver	WHL	3	0	0	0	0	0	0	0	0	–	–	–	–	–	–	–
2003-04	Beaver Valley	KIJHL	48	10	22	32	–	70	–	–	–	–	–	–	–	–	–	–
	Trail	BCHL	2	0	1	1	–	0	–	–	–	–	–	–	–	–	–	–
	Vancouver	WHL	2	0	0	0	0	0	0	0	0	–	–	–	–	–	–	–
2004-05	Vancouver	WHL	64	2	11	13	-10	44	0	0	1	–	–	4	0	1	1	0
2005-06	Vancouver	WHL	71	15	40	55	18	61	9	2	3	–	–	18	5	15	20	12
2006-07	Vancouver	WHL	59	17	34	51	7	88	12	0	6	–	–	19	3	4	7	10
	Canada	WJC	6	0	2	2	–	4	–	–	–	–	–	–	–	–	–	–
2007-08	Milwaukee	AHL	76	11	25	36	-11	40	8	0	2	164	6.7	6	0	2	2	2
2008-09	Milwaukee	AHL	76	11	41	52	-1	47	6	0	3	147	7.5	11	3	5	8	8
2009-10	**Nashville**	**NHL**	**61**	**6**	**15**	**21**	**15**	**16**	**1**	**0**	**3**	**90**	**6.7**	**4**	**0**	**1**	**1**	**2**
	Milwaukee	AHL	6	2	5	7	0	4	2	0	0	14	14.3	–	–	–	–	–
2010-11	**Nashville**	**NHL**	**80**	**8**	**21**	**29**	**10**	**30**	**2**	**0**	**2**	**156**	**5.1**	**12**	**1**	**5**	**6**	**0**
2011-12	**Toronto**	**NHL**	**57**	**5**	**16**	**21**	**-1**	**22**	**2**	**0**	**0**	**65**	**7.7**	**--**	**--**	**--**	**--**	**--**
2012-13	**Toronto**	**NHL**	**45**	**4**	**25**	**29**	**4**	**8**	**3**	**0**	**0**	**70**	**5.7**	**7**	**3**	**3**	**6**	**0**
	Brynas	SHL	26	3	4	7	–	10	–	–	–	–	–	–	–	–	–	–
2013-14	**Toronto**	**NHL**	**79**	**5**	**28**	**33**	**-20**	**30**	**1**	**0**	**0**	**115**	**4.3**	**--**	**--**	**--**	**--**	**--**
2014-15	**Toronto**	**NHL**	**55**	**6**	**26**	**32**	**-7**	**26**	**4**	**0**	**0**	**92**	**6.5**	**--**	**--**	**--**	**--**	**--**
	Nashville	**NHL**	**23**	**1**	**3**	**4**	**0**	**2**	**1**	**0**	**0**	**35**	**2.9**	**5**	**0**	**2**	**2**	**0**
	NHL Totals		**400**	**35**	**134**	**169**	**1**	**134**	**14**	**0**	**5**	**623**	**5.6**	**28**	**4**	**11**	**15**	**2**
	Buffalo Totals		--	--	--	--	--	--	--	--	--	--	--	--	--	--	--	--

12 RIGHT WING

BRIAN GIONTA

Born **JAN 18, 1979** in Rochester, NY **5** ft. **6** in. **178** lbs.

CAREER GAME HIGHLIGHTS

GOALS: 3, 10/12/06 vs. TOR
ASSISTS: 3, (4x). Most recent: 12/12/08 vs. NYR
POINTS: 4, (2x). Most recent: 12/12/08 vs. NYR (1+3)
PENALTY MINUTES: 6, 10/28/13 at NYR
LONGEST POINT STREAK: 15 games, 3/21/06 at PHI to 4/18/06 at MTL (12+13)

CAREER TRANACTIONS

Signed by Buffalo as an unrestricted free agent, July 1, 2014; Signed by Montreal as an unrestricted free agent, July 1, 2009; Selected by New Jersey in the 3rd round (82nd overall) of the 1998 NHL Draft.

SEASON STATS 2014-15

Games missed due to injury: 13 – upper body (12/23-1/18) • Recorded his first point as a Sabre with an assist at CAR (10/14) • Notched an assist in his 800th career NHL game vs. SJS (11/18) • Recorded the 500th point of his career with a goal at PHI (2/19) • Scored 16 points (6+10) in his last 14 games of the season, including six two-point efforts in a nine-game span • Scored a shorthanded goal at ARI (3/30), his first since 3/17/11 vs. TBL.

CAREER STATS

2013-14: Missed one game (personal reasons) • Registered his seventh career 40-point season • Recorded seven multi-point games • Was the 2013-14 Jacques Beauchamp-Molson Trophy recipient • Appeared in his 100th career playoff game in Game 1 at BOS (5/1) • Tallied seven points (1+6) in 17 playoff games… **2012-13:** Had a three-game point streak (2+1) from 1/19-1/24 • Produced two points (1+1) vs. WPG (4/4) • Scored two goals (including the game-winner) vs. TBL (4/18)… **2011-12:** Scored two goals vs. NYR (11/19) • Returned to action vs. TBL (1/7) after missing 11 games due to a lower-body injury suffered vs. VAN (12/8) • Suffered an injury to his biceps vs. STL (1/10)… **2010-11:** Had a five-game point streak (4+4) from 11/6-11/16 • Only player on the team to take part in all 82 games • Led the team with 29 goals, two shorthanded goals, six game-winning goals (tied with A. Kostitsyn) and a career-high 298 shots • Tied his career-best in the playoffs with two goals in Game 1 at BOS (4/14)… **2009-10:** Led Canadiens amongst forwards in November with a 21:29 average time on ice • Led the team in goals in March (8 goals, tied for ninth in the NHL) and April (3) • Tied for second in the NHL playoffs with four power play goals, ranked third with 70 shots and tied for seventh with nine goals… **2008-09:** Reached the 300-point mark with a goal vs. PHI (3/1) • Tallied points (5+6) in a season-best eight straight games from 11/14-12/4 • Posted 10 multiple-point efforts… **2007-08:** Tied for the team lead with a six-game scoring streak from 11/17-11/30 (5+5) • Totaled eight multi-point games • Scored the Devils' first-ever goal at Prudential Center vs. OTT (10/27)… **2006-07:** Finished second among Devils skaters with 25 goals • Registered his first career hat trick in the team's home-opener vs. TOR (10/12)… **2005-06:** Named Devils' MVP as voted by his teammates • Posted the third-highest point total in a season in Devils history with 89 points • Led New Jersey with 291 shots on goal, including at least one shot in 80 of the teams' 82 games • Scored points (12+13) in a career-best 15 straight games, from 3/21 through the end of regular season • Had 26 multi-point games • Recorded a team-leading four goals for Team USA at the 2006 Olympic Games… **2004-05:** Signed with Iserlohn of the German Elite League but did not see any action… **2003-04:** Named Unsung Hero as voted by his teammates • Finished third on the squad with a plus-19 rating… **2002-03:** Played in 27 straight games to open the season, through 12/12 • Recorded points in four straight games (3/21-3/27)… **2001-02:** Signed with the Devils on June 2 • Made his pro debut with Albany in October at Providence • Finished eighth with the River Rats with 25 points in 37 games • Made his playoff debut in Game 1 of the ECQF at Carolina… College: A three-time finalist for the Hobey Baker Award during his four-year stay at Boston College • Named Hockey East Player of the Year in 2000-01.

GIONTA vs. NHL

TEAM	GP	G	A	P	PIM
Anaheim	13	4	4	8	6
Arizona	12	4	6	10	6
Boston	50	13	13	26	20
Buffalo	44	10	12	22	16
Calgary	15	0	3	3	12
Carolina	37	11	18	29	8
Chicago	14	2	4	6	2
Colorado	12	2	4	6	2
Columbus	14	4	2	6	8
Dallas	13	7	4	11	0
Detroit	11	3	2	5	2
Edmonton	14	4	4	8	7
Florida	43	20	10	30	16
Los Angeles	13	2	4	6	0
Minnesota	10	5	3	8	4
Montreal	28	12	8	20	12
Nashville	14	3	2	5	4
New Jersey	15	2	5	7	8
NY Islanders	57	14	13	27	22
NY Rangers	57	18	19	37	38
Ottawa	45	18	12	30	26
Philadelphia	54	16	24	40	28
Pittsburgh	55	18	21	39	20
San Jose	11	4	4	8	6
St. Louis	14	6	4	10	2
Tampa Bay	41	13	13	26	10
Toronto	47	17	13	30	22
Vancouver	14	6	4	10	4
Washington	38	10	15	25	16
Winnipeg	40	14	8	22	14
NHL Totals	845	262	258	520	341

12 RIGHT WING

BRIAN GIONTA

Born JAN 18, 1979 in Rochester, NY 5 ft. 6 in. 178 lbs.

CAREER STATS

			REGULAR SEASON											PLAYOFFS				
SEASON	TEAM	LEAGUE	GP	G	A	P	+/-	PIM	PP	SH	GW	S	S%	GP	G	A	P	PIM
1994-95	Rochester	EMJHL	28	52	37	89	–	–	–	–	–	–	–	–	–	–	–	–
1995-96	Niagara	MTJHL	51	47	44	91	–	59	–	–	–	–	–	–	–	–	–	–
1996-97	Niagara	MTJHL	50	57	70	127	–	101	–	–	–	–	–	6	6	11	17	21
1997-98	Boston College	H-East	40	30	32	62	–	44	–	–	–	–	–	–	–	–	–	–
1998-99	Boston College	H-East	39	27	33	60	–	46	–	–	–	–	–	–	–	–	–	–
	United States	WJC	6	6	5	11	–	6	–	–	–	–	–	–	–	–	–	–
1999-00	Boston College	H-East	42	33	23	56	–	66	–	–	–	–	–	–	–	–	–	–
	United States	WC	7	2	1	3	–	2	1	0	0	13	15.4	–	–	–	–	–
2000-01	Boston College	H-East	43	33	21	54	–	47	–	–	–	–	–	–	–	–	–	–
	United States	WC	9	2	0	2	–	6	–	–	–	–	–	–	–	–	–	–
2001-02	**New Jersey**	**NHL**	**33**	**4**	**7**	**11**	**10**	**8**	**0**	**0**	**0**	**58**	**6.9**	**6**	**2**	**2**	**4**	**0**
	Albany	AHL	37	9	16	25	0	18	1	0	0	–	–	–	–	–	–	–
2002-03	**New Jersey**	**NHL**	**58**	**12**	**13**	**25**	**5**	**23**	**2**	**0**	**3**	**129**	**9.3**	**24**	**1**	**8**	**9**	**6**
2003-04	**New Jersey**	**NHL**	**75**	**21**	**8**	**29**	**19**	**36**	**0**	**0**	**8**	**174**	**12.1**	**5**	**2**	**3**	**5**	**0**
2004-05	Albany	AHL	15	5	7	12	0	10	2	0	2	–	–	–	–	–	–	–
	United States	WC	7	2	1	3	–	6	–	–	–	–	–	–	–	–	–	–
2005-06	**New Jersey**	**NHL**	**82**	**48**	**41**	**89**	**18**	**46**	**24**	**1**	**10**	**291**	**16.5**	**9**	**3**	**4**	**7**	**2**
	United States	Olympics	6	4	0	4	–	2	–	–	–	–	–	–	–	–	–	–
2006-07	**New Jersey**	**NHL**	**62**	**25**	**20**	**45**	**-3**	**36**	**11**	**0**	**4**	**194**	**12.9**	**11**	**8**	**1**	**9**	**4**
2007-08	**New Jersey**	**NHL**	**82**	**22**	**31**	**53**	**1**	**46**	**8**	**1**	**4**	**257**	**8.6**	**5**	**1**	**0**	**1**	**2**
2008-09	**New Jersey**	**NHL**	**81**	**20**	**40**	**60**	**12**	**32**	**3**	**3**	**1**	**248**	**8.1**	**7**	**2**	**3**	**5**	**4**
2009-10	**Montreal**	**NHL**	**61**	**28**	**18**	**46**	**3**	**26**	**10**	**0**	**3**	**237**	**11.8**	**19**	**9**	**6**	**15**	**14**
2010-11	**Montreal**	**NHL**	**82**	**29**	**17**	**46**	**3**	**24**	**7**	**2**	**6**	**298**	**9.7**	**7**	**3**	**2**	**5**	**0**
2011-12	**Montreal**	**NHL**	**31**	**8**	**7**	**15**	**-7**	**16**	**2**	**0**	**0**	**75**	**10.7**	**--**	**--**	**--**	**--**	**--**
2012-13	**Montreal**	**NHL**	**48**	**14**	**12**	**26**	**3**	**8**	**5**	**0**	**3**	**112**	**12.5**	**2**	**0**	**1**	**1**	**0**
2013-14	**Montreal**	**NHL**	**81**	**18**	**22**	**40**	**1**	**22**	**2**	**0**	**3**	**184**	**9.8**	**17**	**1**	**6**	**7**	**2**
2014-15	**Buffalo**	**NHL**	**69**	**13**	**22**	**35**	**-13**	**18**	**3**	**1**	**2**	**153**	**8.5**	**--**	**--**	**--**	**--**	**--**
	NHL Totals		**845**	**262**	**258**	**520**	**52**	**341**	**77**	**8**	**47**	**2,410**	**10.9**	**112**	**32**	**36**	**68**	**34**
	Buffalo Totals		**69**	**13**	**22**	**35**	**-13**	**18**	**3**	**1**	**2**	**153**	**8.5**	**--**	**--**	**--**	**--**	**--**

28 CENTER

ZEMGUS GIRGENSONS

Born JAN 5, 1994 in Riga, LV 6 ft. 2 in. 203 lbs.

CAREER GAME HIGHLIGHTS

GOALS:	2, (3x). Most recent: 1/17/15 vs. PHI
ASSISTS:	2, 11/5/13 at SJS
POINTS:	2, (10x). Most recent: 2/24/15 at CBJ (1+1)
PENALTY MINUTES:	5, 12/4/14 at TBL
LONGEST POINT STREAK:	3 games, (3x). Most recent: 11/28/14 vs. MTL to 12/2/14 vs. TBL (2+1)

CAREER TRANACTIONS

Selected by Buffalo in the first round (14th overall) of the 2012 NHL Draft.

SEASON STATS 2014-15

Games missed due to injury: 21– ankle (2/26-4/11) • Elected by the fans to play in the 2015 NHL All-Star Game with a league-high 1,574,896 votes • Led all Sabres and tied for fifth in the NHL with three shorthanded goals • Scored the Sabres' only goal in the season opener vs. CBJ (10/9), becoming the first player in franchise history to score the team's first goal in consecutive seasons • Tied his career-best three-game point streak (2+1) from 11/28-12/2 • Scored his first career power-play goal vs. PHI (1/17).

CAREER STATS

2013-14: Games missed due to injury: 12; 11 – lower body (3/7-3/27), one – upper body (10/17) • Scored his first career goal and logged 11:23 TOI in his NHL debut at DET (10/2) • Notched a goal in regulation play as well as his first career shootout goal (GDG) vs. OTT (12/10) • Career-best three game point streak on two separate occasions (12/5-12/10 and 12/21-12/27) • Credited with a career-high 13 hits in 20:45 TOI at TOR (1/15) • Tallied a shorthanded goal and an assist at PHX (1/30) • Recorded a goal and an assist vs. BOS (2/26) • Logged his first career two-goal game vs. DET (4/8) • Led all forwards on either team with a career-high 23:00 at BOS (4/12) • Tallied two points (1+1) in five games for Team Latvia at the 2014 Winter Olympics… **2012-13:** Recorded 17 points (6+11) and 28 PIM in 61 games during his rookie campaign with the Amerks • Named Most Improved Player as voted by his Amerks teammates • Scored a shorthanded goal and added an assist at Albany (4/7) • Missed 10 games (1/16-2/15) with an injury; returned to the lineup against Hershey on 2/17 • Registered his first career multi-point game with a pair of assists against Hamilton (1/11) • Missed five games (11/28-12/08) with an injury; returned the lineup against Abbotsford (12/11) • Scored his first professional goal against Hamilton (11/2) • Recorded his first professional point (assist) against Binghamton (10/16) • Made his professional debut against Syracuse (10/12), skating for 9:26 of ice time • Scored a team-high three goals and was a point-per-game player in the 2013 postseason • Netted a pair of goals in his professional playoff debut in Game 1 of the Western Conference Quarterfinals at Toronto (4/27)… **2011-12:** Completed his second season with the Dubuque Fighting Saints (USHL), serving as team captain • Set career-highs in every offensive category while appearing in just 49 games • Led the Fighting Saints in goals (24), power play goals (5), game-winning goals (6), points (55), plus/minus (+17) and shots on goal (166) • Recorded a team-best 14 power-play points (5+9) • Ranked second on the team with 31 assists • Placed fourth among USHL skaters with six game-winning tallies • Scored eight goals over his last seven games, beginning with his first career hat trick at Tri-City (3/24) • Posted a career-best six-game point streak (2+6) from 2/4-2/18 • Notched a team-high 17 multi-point games • Scored goals in five straight games from 10/22-11/05, recording 10 points (6+4) in that span • Represented Latvia at the 2012 World Junior Championship… **2010-11:** As a rookie, finished third on the team in scoring with 49 points (21+28) • Ranked second among Dubuque skaters with 24 points (9+15) on the power play • Placed second among Dubuque forwards with six game-winning tallies • Added eight points (3+5) in 11 playoff appearances, helping the Fighting Saints to their first Clark Cup championship since the 1984-85 season • Represented Dubuque at the 2011 USHL All-Star Game, earning a spot with the Western Conference squad • Totaled 17 multi-point games, including six in a row from 1/21-3/4 (5+9) • Scored his first career goal in his Fighting Saints debut at Omaha (10/1)… **2009-10:** Ranked sixth on the team in scoring after collecting 28 points (11+17) in 23 games with the Green Mountain Glades (EJHL) • Represented Latvia at the 2012 World Junior Championship.

GIRGENSONS vs. NHL

TEAM	GP	G	A	P	PIM
Anaheim	4	0	0	0	0
Arizona	2	1	2	3	0
Boston	8	2	2	4	2
Buffalo	0	0	0	0	0
Calgary	3	1	2	3	0
Carolina	4	0	0	0	4
Chicago	2	1	0	1	2
Colorado	3	0	0	0	0
Columbus	5	2	1	3	0
Dallas	3	1	1	2	2
Detroit	8	3	1	4	4
Edmonton	3	0	3	3	0
Florida	7	0	1	1	2
Los Angeles	4	0	0	0	2
Minnesota	4	1	2	3	0
Montreal	6	2	1	3	0
Nashville	1	0	1	1	2
New Jersey	5	0	1	1	0
NY Islanders	4	1	0	1	2
NY Rangers	5	0	1	1	2
Ottawa	7	2	0	2	4
Philadelphia	6	2	0	2	4
Pittsburgh	5	1	0	1	2
San Jose	4	0	4	4	0
St. Louis	4	0	0	0	0
Tampa Bay	8	1	1	2	5
Toronto	7	2	3	5	0
Vancouver	1	0	1	1	0
Washington	4	0	1	1	0
Winnipeg	4	0	0	0	0
NHL Totals	**131**	**23**	**29**	**52**	**39**

28 CENTER

ZEMGUS GIRGENSONS

Born JAN 5, 1994 in Riga, LV 6 ft. 2 in. 203 lbs.

CAREER STATS

			REGULAR SEASON											PLAYOFFS				
SEASON	TEAM	LEAGUE	GP	G	A	P	+/-	PIM	PP	SH	GW	S	S%	GP	G	A	P	PIM
2009-10	Green Mountain	EMJHL	19	17	12	29	–	6	–	–	–	–	–	–	–	–	–	–
	Green Mountain	EJHL	23	11	17	28	–	13	–	–	–	–	–	2	0	2	2	0
2010-11	Dubuque	USHL	51	21	28	49	7	46	9	4	6	–	–	11	3	5	8	8
2011-12	Dubuque	USHL	49	24	31	55	17	69	5	0	6	–	–	2	2	2	4	0
	Latvia	WJC	5	1	0	1	-3	0	1	0	0	–	–	–	–	–	–	–
2012-13	Rochester	AHL	61	6	11	17	-7	28	1	1	0	91	6.6	3	3	0	3	0
2013-14	**Buffalo**	**NHL**	**70**	**8**	**14**	**22**	**-6**	**14**	**0**	**1**	**1**	**115**	**7.0**	--	--	--	--	--
	Latvia	WC	6	2	0	2	1	29	–	–	–	–	–	–	–	–	–	–
	Latvia	Olympics	5	1	1	2	-2	2	–	–	–	–	–	–	–	–	–	–
2014-15	**Buffalo**	**NHL**	**61**	**15**	**15**	**30**	**-16**	**25**	**1**	**3**	**1**	**115**	**13.0**	--	--	--	--	--
	NHL Totals		**131**	**23**	**29**	**52**	**-22**	**39**	**1**	**4**	**2**	**230**	**10.0**	--	--	--	--	--
	Buffalo Totals		**131**	**23**	**29**	**52**	**-22**	**39**	**1**	**4**	**2**	**230**	**10.0**	--	--	--	--	--

4 DEFENSE

JOSH GORGES

Born **AUG 14, 1984** in Kelowna, BC **6** ft. **1** in. **203** lbs.

CAREER GAME HIGHLIGHTS

GOALS: 1, (14x). Most recent: 10/12/13 at VAN
ASSISTS: 2, (5x). Most recent: 12/27/14 vs. NYI
POINTS: 2, (8x). Most recent: 12/27/14 vs. NYI (0+2)
PENALTY MINUTES: 5, (7x). Most recent: 2/9/13 vs. TOR
LONGEST POINT STREAK: 3 games, (4x). Most recent: 10/12/13 at VAN to 10/17/13 vs. CBJ (1+2)

CAREER TRANACTIONS

Acquired by Buffalo from Montreal in exchange for a second-round pick in the 2016 NHL Draft, July 1, 2014; Acquired by Montreal from San Jose with a first-round pick in the 2007 NHL Draft in exchange for Craig Rivet and a fifth-round pick in 2008, February 25, 2007; Signed by San Jose as a restricted free agent, September 20, 2002.

SEASON STATS 2014-15

Games missed due to injury: 36; 27 – knee (2/15-4/11), seven – lower body (11/13-11/28), two – undisclosed (12/16-12/20) • Played in his 600th NHL game at EDM (1/29) • Registered his 100th NHL point with an assist vs. TBL (12/2) • Ranked second in the NHL with 148 blocked shots at the time of his season-ending knee injury.

CAREER STATS

2013-14: Played his 400th NHL game vs. PHI (10/5) • Scored a goal and blocked six shots at VAN (10/12) • Tied a personal-high with two assists at WSH (11/22) and at TOR (1/18) • Recorded an assist and seven blocked shots vs. CAR (1/28) • Missed 15 games with a hand injury suffered vs. TOR (3/1); returned to action with an assist and six hits at CHI (4/9)… **2012-13:** Recorded an assist and a plus-2 differential vs. PHI (2/16) and at NYR (2/19) • Registered 2 points (1+1) and a plus-2 differential at CAR (3/7) • Ranked 7th in the NHL with 116 blocked shots… **2011-12:** Recorded six hits and 10 blocked shots, and played 11:20 on the penalty kill at OTT (3/16) • One of the two Montreal players (E. Cole) to take part in the team's 82 games • Led the team in plus/minus (plus-14), blocked shots (250 – 1st in the NHL), total even strength TOI (1,502:01), total shorthanded TOI (319:13 – 2nd in the NHL), average even strength TOI (18:19) and average shorthanded TOI (3:53 – 3rd in the NHL)… **2010-11:** Scored his first goal of the season and was named the second star of the game at BUF (10/15) • Tied a personal-best with a three-game point streak (1+2) from 10/9 at PIT to 10/15 at BUF • Missed 46 games after suffering a season-ending knee injury on at NYI (12/26)… **2009-10:** Scored his first career game-winning goal at TOR (10/1) • Appeared in a career-high 19 playoff games • Ranked fifth among all NHL skaters in the playoffs with 55 blocked shots and ranked 10th in average shorthanded TOI (4:06)… **2008-09:** Led all Montreal skaters in blocked shots in November (34) and December (35) • Tied to lead the Canadiens (M. Pacioretty) with a plus-5 rating in February… **2007-08:** Recorded an assist and posted a plus-3 rating in 16:03 TOI vs. ATL (2/26) • Played a season-high 25:14 vs. BOS (3/22) • Played at least 20 minutes in six games in March • Tallied a career-best three points (0+3) in 12 postseason contests… **2006-07:** Ranked fourth among Sharks skaters in blocked shots (70) before being traded to Montreal • Recalled from Worcester (AHL) on 11/27… **2005-06:** Ranked third on San Jose in blocked shots (76) • Finished the regular season by posting an even or positive rating in his last seven games (plus-5)… **2004-05:** Made his professional debut with Cleveland (AHL) at Grand Rapids (10/15) • Scored his first professional goal at Syracuse (1/15), setting a Barons franchise record for the fastest goal from the start of a game (0:20) • Received the Barons' Rookie of the Year honors… **2003-04:** As team captain, helped Kelowna to the Memorial Cup Championship • Ranked second among WHL defensemen with 15 playoff points (2+13) • Helped lead Team Canada to a silver medal at the World Junior Championship • Served as the WHL captain during the CHL's Canada-Russia Challenge, posting three points in two games… **2002-03:** Help Kelowna finish first overall in the WHL • Named to the WHL Western Conference All-Star Team but was unable to play due to an injury • Helped Kelowna capture the WHL Championship and a berth in the Memorial Cup.

GORGES vs. NHL

TEAM	GP	G	A	P	PIM
Anaheim	18	0	4	4	6
Arizona	17	1	2	3	4
Boston	35	0	6	6	12
Buffalo	34	2	4	6	10
Calgary	14	0	1	1	12
Carolina	22	1	6	7	6
Chicago	11	0	1	1	6
Colorado	11	0	2	2	2
Columbus	13	0	2	2	14
Dallas	19	0	2	2	16
Detroit	17	1	0	1	4
Edmonton	17	0	4	4	6
Florida	26	0	2	2	16
Los Angeles	18	0	3	3	8
Minnesota	10	0	0	0	6
Montreal	3	0	0	0	0
Nashville	10	0	2	2	0
New Jersey	24	1	1	2	4
NY Islanders	28	1	5	6	6
NY Rangers	23	0	2	2	13
Ottawa	37	0	7	7	27
Philadelphia	26	0	5	5	17
Pittsburgh	27	0	6	6	12
San Jose	7	1	0	1	2
St. Louis	16	0	0	0	9
Tampa Bay	27	0	4	4	9
Toronto	37	2	9	11	18
Vancouver	14	1	1	2	4
Washington	23	2	3	5	8
Winnipeg	22	1	6	7	8
NHL Totals	606	14	90	104	265

4 DEFENSE

JOSH GORGES

Born AUG 14, 1984 in Kelowna, BC 6 ft. 1 in. 203 lbs.

CAREER STATS

			REGULAR SEASON											PLAYOFFS				
SEASON	TEAM	LEAGUE	GP	G	A	P	+/-	PIM	PP	SH	GW	S	S%	GP	G	A	P	PIM
2000-01	Kelowna	WHL	57	4	6	10	–	24	–	–	–	–	–	6	1	1	2	4
2001-02	Kelowna	WHL	72	7	34	41	–	74	–	–	–	–	–	15	1	7	8	8
2002-03	Kelowna	WHL	54	11	48	59	–	76	–	–	–	–	–	19	3	17	20	16
2003-04	Kelowna	WHL	62	11	31	42	22	38	6	0	–	–	–	17	2	13	15	6
	Canada	WJC	6	0	3	3	–	4	–	–	–	–	–	–	–	–	–	–
2004-05	Cleveland	AHL	74	4	8	12	-2	37	1	0	0	–	–	–	–	–	–	–
2005-06	**San Jose**	**NHL**	**49**	**0**	**6**	**6**	**5**	**31**	**0**	**0**	**0**	**25**	**0.0**	**11**	**0**	**1**	**1**	**4**
	Cleveland	AHL	18	2	3	5	1	12	0	0	0	27	7.4	–	–	–	–	–
2006-07	**San Jose**	**NHL**	**47**	**1**	**3**	**4**	**-3**	**26**	**0**	**0**	**0**	**37**	**2.7**	**--**	**--**	**--**	**--**	**--**
	Montreal	**NHL**	**7**	**0**	**0**	**0**	**-1**	**0**	**0**	**0**	**0**	**3**	**0.0**	**--**	**--**	**--**	**--**	**--**
	Worcester	AHL	7	0	1	1	-5	2	0	0	0	11	0.0	–	–	–	–	–
2007-08	**Montreal**	**NHL**	**62**	**0**	**9**	**9**	**0**	**32**	**0**	**0**	**0**	**41**	**0.0**	**12**	**0**	**3**	**3**	**0**
2008-09	**Montreal**	**NHL**	**81**	**4**	**19**	**23**	**12**	**37**	**2**	**0**	**0**	**63**	**6.4**	**4**	**0**	**1**	**1**	**7**
2009-10	**Montreal**	**NHL**	**82**	**3**	**7**	**10**	**2**	**39**	**0**	**0**	**1**	**52**	**5.8**	**19**	**0**	**2**	**2**	**14**
2010-11	**Montreal**	**NHL**	**36**	**1**	**6**	**7**	**-3**	**18**	**1**	**0**	**1**	**20**	**5.0**	**--**	**--**	**--**	**--**	**--**
2011-12	**Montreal**	**NHL**	**82**	**2**	**14**	**16**	**14**	**39**	**0**	**0**	**1**	**59**	**3.4**	**--**	**--**	**--**	**--**	**--**
2012-13	**Montreal**	**NHL**	**48**	**2**	**7**	**9**	**4**	**15**	**0**	**0**	**0**	**40**	**5.0**	**5**	**0**	**0**	**0**	**4**
2013-14	**Montreal**	**NHL**	**66**	**1**	**13**	**14**	**6**	**12**	**0**	**0**	**0**	**35**	**2.9**	**17**	**0**	**2**	**2**	**6**
2014-15	**Buffalo**	**NHL**	**46**	**0**	**6**	**6**	**-28**	**16**	**0**	**0**	**0**	**28**	**0.0**	**--**	**--**	**--**	**--**	**--**
	NHL Totals		**606**	**14**	**90**	**104**	**8**	**265**	**3**	**0**	**3**	**403**	**3.5**	**68**	**0**	**9**	**9**	**35**
	Buffalo Totals		**46**	**0**	**6**	**6**	**-28**	**16**	**0**	**0**	**0**	**28**	**0.0**	**--**	**--**	**--**	**--**	**--**

31 GOALTENDER

CHAD JOHNSON

Born **JUN 10, 1986** in Saskatoon, SK **6** ft. **3** in. **196** lbs.

CAREER GAME HIGHLIGHTS

MOST SHOTS FACED:	41, (2x). Most recent: 2/28/15 vs. CAR
MOST SAVES:	39, 12/12/13 at EDM
MOST SAVES IN SHUTOUT:	31, 3/21/14 at COL
LONGEST SHUTOUT SEQUENCE:	110:37, 3/18/14 at NJD to 3/29/14 at WSH
LONGEST WINNING STREAK:	6 games, 3/4/14 vs. FLA to 3/29/14 at WSH

CAREER TRANACTIONS

Acquired by Buffalo from NY Islanders with a third-round pick in the 2016 NHL Draft in exchange for Michal Neuvirth, March 2, 2015; Signed by Boston as an unrestricted free agent, July 5, 2013; Signed by Phoenix as an unrestricted free agent, July 1, 2012; Acquired by NY Rangers from Pittsburgh in exchange for a fifth-round pick in the 2009 NHL Draft, June 27, 2009; Selected by Pittsburgh in the fifth round (125th overall) of the 2006 NHL Draft.

SEASON STATS 2014-15

Won his first three decisions of the season (10/11-10/25), his first as a member of the Islanders • Compiled a 2-2-1 record with a .935 save percentage and a 2.20 goals-against average in five games during the month of February • Suffered an ankle injury during morning skate before his first start with the Sabres and missed the final 18 games of the season.

CAREER STATS

2013-14: Played in 27 games with the Boston Bruins during his first full season in the National Hockey League, backing up Tuuka Rask • Compiled a 17-4-3 record with a 2.10 goals against average and .925 SV% • Finished sixth in the NHL among qualified goalies in both GAA and SV% • Allowed two or fewer goals in 17 games • Dressed in 80 of 82 regular season games • Logged a five-game winning streak from 11/14-12/12 • Appeared in 16 straight games without recording a loss (11-0-3) from 1/9-3/29, including a career-best six-game winning streak from 3/4-3/29; registered his second (2/1 vs. EDM) and third (3/21 at COL) career shutouts during that stretch… **2014 Playoffs:** Dressed as a backup for 12 games as Boston advanced to the Eastern Conference Semifinals… **2012-13:** Appeared in 34 games with the Portland Pirates during his first season in the Phoenix Coyotes organization, posting a 16-15-1 record with a 3.00 GAA • Also appeared in four NHL games with Phoenix during his fourth professional season, registering a 2-0-2 record with a 1.21 GAA and .954 SV% • Had three stints in Phoenix: 1/24-1/31 (1-0-1 in two games, dressed as backup for two games), 3/25-4/7 (1-0-0 in one game, dressed as backup for six games) and 4/15-4/21 (0-0-1 in one game, dressed as backup for one game) • Recorded his first NHL shutout in his first game of the season vs. NSH (1/28)… **2011-12:** Spent his third professional season with the NY Rangers' AHL affiliate, the Connecticut Whale, posting a 22-18-6 record in 49 games • Enjoyed pro-career-high totals of 49 games and 2,775 minutes played… **2010-11:** Spent most of the season with Connecticut, appearing in 40 AHL games • Went 10-2-2 in a 14-game stretch from 11/19-1/5, including two shutouts • Recalled by the Rangers to play one game, playing the third period in relief at NYI (3/31) with no decision • Dressed as a backup for 16 games… **2009-10:** Spent most of his first professional season with the Hartford Wolfpack (AHL), earning a career-high 24 wins • Had three shutouts, with two coming in consecutive games 11/13-11/14 • Went 7-1-0 in an eight-game stretch from 10/13-11/14 with a 1.13 GAA in that span • Recalled to New York on three occasions, playing in five NHL games and dressing as backup for 24 games • Made his NHL debut vs. PHI (12/30) with a 40-minute relief stint • Made his first NHL start in a 2-1 shootout loss at ATL (1/7) and recorded his first NHL point with an assist in that game • Registered his first NHL win at COL (1/31) • Represented Canada at the 2010 World Championship with no decisions in three games played… **2008-09:** Was a finalist for the Hobey Baker Award as the nation's top college player after his senior season at the University of Alaska Fairbanks of the Central Collegiate Hockey Association • Enjoyed his best season with a 1.66 GAA and .940 SV% • Six of his 14 wins came by shutout • Named CCHA Player and Goaltender of the Year and earned CCHA First All-Star Team and NCAA West Second Team All-American honors • Finished his collegiate career with a 25-35-11 record and 2.33 goals against average in 79 career college games… **2007-08:** Played just seven games as a junior at University of Alaska Fairbanks, posting a 3.36 GAA and .893 SV%… **2006-07:** Went 5-6-2 in 19 games as a sophomore at University of Alaska Fairbanks… **2005-06:** As a freshman at University of Alaska Fairbanks, was named the team's top rookie • His 2.56 GAA and .917 SV% ranked third among CCHA rookies.

JOHNSON vs. NHL

TEAM	GP	W-L-OT	SO	GA	GAA	SV%
Anaheim	0	0-0-0	0	0	0.00	.000
Arizona	2	1-1-0	0	4	2.03	.923
Boston	2	1-1-0	0	4	2.02	.941
Buffalo	3	1-1-1	0	11	3.71	.831
Calgary	0	0-0-0	0	0	0.00	.000
Carolina	5	4-1-0	0	12	2.41	.924
Chicago	0	0-0-0	0	0	0.00	.000
Colorado	3	2-1-0	1	6	2.00	.933
Columbus	3	3-0-0	0	5	1.63	.924
Dallas	2	2-0-0	0	7	3.50	.892
Detroit	2	1-1-0	0	6	3.00	.891
Edmonton	3	2-0-1	1	4	1.31	.952
Florida	2	2-0-0	0	3	1.50	.935
Los Angeles	3	2-0-0	0	4	1.48	.942
Minnesota	1	0-1-0	0	5	5.08	.833
Montreal	3	0-1-0	0	4	2.58	.895
Nashville	1	1-0-0	1	0	0.00	1.000
New Jersey	2	1-1-0	0	5	2.50	.909
NY Islanders	3	1-1-0	0	8	3.48	.902
NY Rangers	0	0-0-0	0	0	0.00	.000
Ottawa	2	1-1-0	0	3	1.84	.935
Philadelphia	1	0-0-0	0	3	4.50	.850
Pittsburgh	1	1-0-0	0	4	3.69	.867
San Jose	0	0-0-0	0	0	0.00	.000
St. Louis	2	0-1-1	0	4	1.97	.926
Tampa Bay	1	0-1-0	0	5	5.00	.821
Toronto	3	1-0-1	0	6	2.52	.912
Vancouver	1	0-0-0	0	2	6.67	.714
Washington	3	1-1-1	0	8	2.62	.907
Winnipeg	2	0-0-2	0	2	0.92	.971
NHL Totals	**56**	**28-14-7**	**3**	**125**	**2.41**	**.914**

31 GOALTENDER

CHAD JOHNSON

Born JUN 10, 1986 in Saskatoon, SK 6 ft. 3 in. 196 lbs.

CAREER STATS

			REGULAR SEASON									PLAYOFFS							
SEASON	TEAM	LEAGUE	GP	W	L	OT	SO	GA	SV%	GAA	MIN	GP	W	L	SO	GA	SV%	GAA	MIN
2003-04	Brooks	AJHL	31	6	20	3	0	117	–	3.94	1,782	–	–	–	–	–	–	–	–
2004-05	Brooks	AJHL	43	25	16	2	2	109	–	2.61	2,505	–	–	–	–	–	–	–	–
2005-06	Alaska Fairbanks	CCHA	18	6	7	4	0	42	–	2.56	985	–	–	–	–	–	–	–	–
2006-07	Alaska Fairbanks	CCHA	19	5	6	2	1	52	–	3.11	1,002	–	–	–	–	–	–	–	–
2007-08	Alaska Fairbanks	CCHA	7	0	6	0	0	20	.893	3.36	–	–	–	–	–	–	–	–	–
2008-09	Alaska Fairbanks	CCHA	35	14	16	5	6	57	.940	1.66	2,062	–	–	–	–	–	–	–	–
2009-10	Hartford	AHL	47	24	18	2	3	112	.911	2.54	2,649	–	–	–	–	–	–	–	–
	NY Rangers	**NHL**	**5**	**1**	**2**	**1**	**0**	**11**	**.919**	**2.35**	**281**	--	--	--	--	--	--	--	--
	Canada	WC	3	0	0	0	0	1	.964	0.82	281	–	–	–	–	–	–	–	–
2010-11	Connecticut	AHL	40	16	19	3	2	103	.901	2.72	2,271	–	–	–	–	–	–	–	–
	NY Rangers	**NHL**	**1**	**0**	**0**	**0**	**0**	**2**	**.818**	**6.00**	**20**	--	--	--	--	--	--	--	--
2011-12	Connecticut	AHL	49	22	18	6	1	115	.919	2.49	2,775	–	–	–	–	–	–	–	–
2012-13	Portland	AHL	34	16	15	1	2	97	.903	3.00	1,938	3	0	3	0	12	.898	3.53	204
	Phoenix	**NHL**	**4**	**2**	**0**	**2**	**1**	**5**	**.954**	**1.21**	**247**	--	--	--	--	--	--	--	--
2013-14	**Boston**	**NHL**	**27**	**17**	**4**	**3**	**2**	**53**	**.925**	**2.10**	**1,511**	--	--	--	--	--	--	--	--
2014-15	**NY Islanders**	**NHL**	**19**	**8**	**8**	**1**	**0**	**54**	**.889**	**3.08**	**1,053**	--	--	--	--	--	--	--	--
	NHL Totals		**56**	**28**	**14**	**7**	**3**	**125**	**.914**	**2.41**	**3,111**	--	--	--	--	--	--	--	--
	Buffalo Totals		--	--	--	--	--	--	--	--	--	--	--	--	--	--	--	--	--

9 LEFT WING

EVANDER KANE

Born **AUG 2, 1991** in Vancouver, BC **6** ft. **2** in. **204** lbs.

CAREER GAME HIGHLIGHTS

GOALS: 2, (16x). Most recent: 11/25/14 at CBJ
ASSISTS: 3, (2x). Most recent: 1/27/15 at PIT
POINTS: 4, (2x). Most recent: 3/26/13 at CAR (1+3)
PENALTY MINUTES: 17, 4/4/13 at MTL
LONGEST POINT STREAK: 8 games, (2x). Most recent: 2/12/13 vs. PHI to 3/26/13 at CAR (6+4)

CAREER TRANACTIONS

Acquired by Buffalo from Winnipeg with Zach Bogosian and Jason Kasdorf in exchange for Tyler Myers, Drew Stafford, Joel Armia, the rights to Brendan Lemieux and a first-round pick in the 2015 NHL Draft, February 11, 2015; Selected by Atlanta in the first round (fourth overall) of the 2009 NHL Draft.

SEASON STATS 2014-15

Did not play for the Sabres after being acquired on 2/11 due to a shoulder injury that sidelined him for the last 27games of the season • Scored his 100th career NHL goal, adding an assist and a fight vs. PIT (11/6) • Scored two power-play goals at CBJ (11/25) • Missed two games (12/9-12/11) due to suspension • Scored a goal in three straight games (1/11-1/15) • Tied his career high with three assists at PIT (1/27).

CAREER STATS

2013-14: Recorded three points (2+1) vs. LAK (10/4) • Scored twice in a game vs. NJD (10/5) and at PIT (1/5) • Recorded separate three-game point streaks 10/18-10/22 (2+ 1) and 3/16-3/19 (2+1) • Scored five goals in a seven-game span from 10/13-10/26 • Tied a career high for shots in a game twice, with 10 shots vs. NSH (10/20) and vs. CGY (11/18) • Matched his career-best total of 10 shots in a game vs. NSH (10/20) and vs. CGY (11/18) • Tied for team lead with two shorthanded goals • Played in his 300th NHL game vs. ANA (1/21) • Reached 100 career assists at ANA (3/31) • Recorded his 200th NHL point at CGY (4/11)… **2012-13:** Recorded his first goal and assist of the season at WSH (1/22) • Recorded a career-high four-game goal scoring streak (five goals) from 2/21-2/26 • Matched his career-best eight-game point streak (6+4) from 2/12 to 2/26 • Eight-game point streak tied Toby Enstrom for Winnipeg's longest point streak of the season • Recorded a career-high 10 shots on goal at NJD (3/10) • Scored his 12th goal of the season vs. BOS (3/19), moving him into 10th place in franchise scoring with 147 points • Recorded four points (1+3) at CAR (3/26), the most by a Jets player in one game in 2012-13 • Scored two goals vs. FLA (4/11) • Ranked second in the NHL with 190 shots on goal • Led all Jets skaters with 147hits… **2011-12:** Tallied a career-high 57 points (30+27) after 74 games with the Jets • Logged his first multi-goal game of the season (2+0) at FLA (10/31) • Attempted and missed a penalty shot at NYI (11/3) • Scored the game-winner in overtime vs. LAK (12/29) • Earned his 100th NHL point with an assist at BUF (1/7) • Scored two goals, added an assist, and notched the shootout winner at MIN (2/16) • Scored two goals and added two assists for a four-point night vs. FLA (3/1) • Played in his 200th NHL game and scored a goal at CGY (3/9) • Scored his 30th goal of the season vs. FLA (4/3) • At 20 years old, was the NHL's youngest 30-goal scorer in 2011-12… **2010-11:** Ranked third on the team with 19 goals and second with 228 shots on goal • Led the team with 153 hits • Had a four-game point streak (3+2) from 10/23-10/30 • Registered an assist in his 100th career NHL game vs. STL (12/21) • Tied a career high with three points (2+1) vs. NYR (2/11), scoring the game-tying and game-winning goals in the third period • Participated in the 2011 IIHF World Championship, posting two assists in seven games… **2009-10:** Recorded 26 points (14+12) in 66 games during his rookie season • Tied for third on the team with three game-winning goals • Ranked seventh among NHL rookies in goals and tied for 12th in points • Made his NHL debut and earned his first career point (assist) vs. TBL (10/3) • Scored his first career goal, the game-winning tally, at STL (10/8) • Recorded five points (3+2) in his first eight games from 10/3-10/24 • Missed 15 games with a foot injury from 3/7-4/3 • Participated in the 2010 IIHF World Championships, posting four points (2+2) in seven games… **2008-09:** Tallied 96 points (48+48) and a plus-51 rating in 61 games with the Vancouver Giants of the Western Hockey League • Led the WHL in power-play goals, ranked second in goals and game-winning goals (10), and was fourth overall in points • Named to the WHL Western Conference First All-Star Team and appeared in the CHL Top Prospects Game • Represented Canada at the 2009 World Junior Championship in Ottawa, Ontario, recording six points (2+4) in six games while helping the team to a gold medal … **2007-08:** Posted 41 points (24+17) in a career-high 65 games during his first full season with the Giants • Was nominated for the WHL Rookie of the Year Award • Recorded two assists in his season debut at Portland (9/21) • Scored his first goal of the season at Kelowna (9/26) and earned his first career two-goal game the next night vs. Kelowna • Helped lead Canada's Under-18 team to a gold medal at the 2008 Ivan

KANE vs. NHL

TEAM	GP	G	A	P	PIM
Anaheim	9	2	4	6	19
Arizona	7	0	2	2	6
Boston	17	8	3	11	16
Buffalo	18	2	6	8	18
Calgary	5	2	3	5	4
Carolina	19	7	10	17	14
Chicago	9	2	2	4	2
Colorado	10	4	2	6	18
Columbus	6	4	1	5	2
Dallas	9	4	1	5	4
Detroit	5	0	4	4	2
Edmonton	6	1	2	3	4
Florida	23	10	6	16	24
Los Angeles	7	4	5	9	19
Minnesota	11	5	3	8	6
Montreal	16	1	6	7	39
Nashville	10	1	5	6	2
New Jersey	19	9	2	11	16
NY Islanders	17	2	3	5	17
NY Rangers	14	6	4	10	12
Ottawa	17	4	3	7	2
Philadelphia	16	5	10	15	25
Pittsburgh	17	5	11	16	29
San Jose	6	2	0	2	6
St. Louis	9	2	4	6	14
Tampa Bay	20	3	4	7	21
Toronto	13	3	1	4	14
Vancouver	5	1	1	2	4
Washington	21	10	5	15	26
Winnipeg	0	0	0	0	0
NHL Totals	361	109	113	222	385

9 LEFT WING

EVANDER KANE

Born **AUG 2, 1991** in Vancouver, BC **6** ft. **2** in. **204** lbs.

CAREER STATS

Hlinka Memorial Tournament in Slovakia, recording four points (1+3) in four games... **2006-07:** Scored one goal in eight games with Vancouver after joining the team from the Greater Vancouver Canadians of the BC Hockey Major Midget League • Made his WHL debut vs. Seattle (12/13) • Scored his first career WHL goal at Chilliwack (3/18) • Appeared in five playoff games en route to winning the 2007 Memorial Cup Championship.

CAREER STATS

			REGULAR SEASON											PLAYOFFS				
SEASON	**TEAM**	**LEAGUE**	**GP**	**G**	**A**	**P**	**+/-**	**PIM**	**PP**	**SH**	**GW**	**S**	**S%**	**GP**	**G**	**A**	**P**	**PIM**
2006-07	Vancouver	WHL	8	1	0	1	2	11	0	0	0	–	–	5	0	0	0	0
2007-08	Vancouver	WHL	65	24	17	41	20	66	10	0	6	–	–	10	1	2	3	8
2008-09	Vancouver	WHL	61	48	48	96	51	89	23	1	10	–	–	17	7	8	15	45
	Canada	WJC	6	2	4	6	–	2	–	–	–	–	–	–	–	–	–	–
2009-10	**Atlanta**	**NHL**	**66**	**14**	**12**	**26**	**2**	**62**	**0**	**1**	**3**	**127**	**11.0**	**--**	**--**	**--**	**--**	**--**
	Canada	WC	7	2	2	4	–	6	–	–	–	–	–	–	–	–	–	–
2010-11	**Atlanta**	**NHL**	**73**	**19**	**24**	**43**	**-12**	**68**	**4**	**0**	**2**	**234**	**8.1**	**--**	**--**	**--**	**--**	**--**
	Canada	WC	7	0	2	2	4	4	0	0	0	–	–	–	–	–	–	–
2011-12	**Winnipeg**	**NHL**	**74**	**30**	**27**	**57**	**11**	**53**	**6**	**0**	**4**	**287**	**10.4**	**--**	**--**	**--**	**--**	**--**
	Canada	WC	8	4	3	7	6	2	0	0	1	–	–	–	–	–	–	–
2012-13	**Winnipeg**	**NHL**	**48**	**17**	**16**	**33**	**-3**	**80**	**2**	**0**	**4**	**190**	**9.0**	**--**	**--**	**--**	**--**	**--**
	Dynamo Minsk	KHL	12	1	1	2	–	47	–	–	–	–	–	–	–	–	–	–
2013-14	**Winnipeg**	**NHL**	**63**	**19**	**22**	**41**	**-7**	**66**	**1**	**2**	**4**	**250**	**7.6**	**--**	**--**	**--**	**--**	**--**
2014-15	**Winnipeg**	**NHL**	**37**	**10**	**12**	**22**	**-1**	**56**	**4**	**1**	**1**	**126**	**7.9**	**--**	**--**	**--**	**--**	**--**
	NHL Totals		**361**	**109**	**113**	**222**	**-10**	**385**	**17**	**4**	**18**	**1,214**	**9.0**	**--**	**--**	**--**	**--**	**--**
	Buffalo Totals		**--**	**--**	**--**	**--**	**--**	**--**	**--**	**--**	**--**	**--**	**--**	**--**	**--**	**--**	**--**	**--**

22 LEFT WING

JOHAN LARSSON

Born **JUL 25, 1992** in Lau, SWE **5** ft. **10** in. **200** lbs.

CAREER GAME HIGHLIGHTS

GOALS:	1, (6x). Most recent: 4/6/15 vs. CAR
ASSISTS:	2, 3/11/15 at TOR
POINTS:	3, 3/11/15 at TOR (1+2)
PENALTY MINUTES:	7, 11/5/13 at SJS
LONGEST POINT STREAK:	3 games, 3/23/15 at DAL to 3/28/15 at COL (0+3)

CAREER TRANACTIONS

Acquired by Buffalo from Minnesota with Matt Hackett, a first-round pick in the 2013 NHL Draft and a second-round pick in the 2014 NHL Draft in exchange for Jason Pominville and a fourth-round pick in the 2014 NHL Draft, April 3, 2013; Selected by Minnesota in the second round (56th overall) of the 2010 NHL Draft.

SEASON STATS 2014-15

Scored his first NHL goal vs. COL (12/20) • Scored a goal and had a game-high five hits at WSH (3/7) • Recorded his first career three-point game with a goal and two assists at TOR (3/11) • Scored a goal and went 15-for-24 on faceoffs vs. WSH (3/16) • Notched an assist and a team-high six hits at BOS (3/17) • Tallied an assist and went 11-for-18 on faceoffs vs. ARI (3/26) • Scored a goal and went 10-for-17 on faceoffs vs. CHI (4/3) • Led all Rochester (AHL) skaters with .91 points per game and a plus-12 rating • Tied for second among Rochester (AHL) skaters with 15 goals and ranked third with 40 points.

CAREER STATS

2013-14: Recorded four assists in 28 games in his first NHL season • Tallied assists in back-to-back games at NSH (3/27) and vs. TBL (3/29) • Logged a career-high 18:51 TOI vs. PHX (12/23) • Recorded his first NHL point (assist) vs. ANA (11/2) • Logged the first fighting major of his career at SJS (11/5) • Tallied 41 AHL points for the second consecutive season, including a career-high 26 assists • Posted a seven-game point streak (3+9) for Rochester (1/17-2/1) • Appeared in his 100th AHL game vs. Rockford (1/31) • Recorded one assist in three games for the Amerks during the 2013 Spengler Cup in Davos, Switzerland • Collected two points (1+1) in Game 4 at Chicago (5/2)… **2012-13:** Made his NHL debut at DET (2/17), logging two shots in 14:02 of ice time • Tied for 14th in scoring among AHL rookies with 41 points (16+25) in 69 combined games • Led AHL rookies with three shootout-winning goals • Missed the last two games of the season (4/20-4/21) with an injury • Had a three-game point streak (1+2) from 4/5-4/7 • Posted a career-high four points (2+2) at Abbotsford (3/2) • Had a three-game point streak (2+1) from 1/6-1/12 • Collected his first multi-goal game against Rockford (11/18) • Recorded his first multi-point game (1+1) at San Antonio (11/13) • Had a season-best five-game point streak (2+3) from 10/20-11/2 • Scored his first pro goal against Milwaukee (10/27) • Registered his first pro point with an assist at Texas (10/20) • Made his AHL debut against Charlotte (10/13) • Skated in eight games with Vasteras IK (Swe-1), where he tallied two points (1+1) and 10 PIM • Collected a team-high three assists and averaged a point-per-game during the 2013 Calder Cup Playoffs • Recorded two assists in his AHL playoff debut in Game 1 of the Western Conference Quarterfinals at Toronto (4/27)… **2011-12:** Ranked third on Brynas (SEL) roster with 36 points (12+24) in 49 games • Named Rookie of the Year in the Swedish Elite League • Added 10 points (2+8) in 16 playoff contests to help Brynas claim the Le Mat Trophy as Swedish champions • Represented Sweden at the 2012 World Championship, recording two assists in seven games • Captained Sweden to a gold medal at the 2012 U-20 World Junior Championship in Calgary, posting six assists in six games… **2010-11:** Tallied eight points (4+4) in 43 games as an 18-year-old rookie with Brynas • Assisted on two goals and recorded four penalty minutes in five postseason contests • Scored his first pro goal against Skelleftea AIK (1/15) • Recorded his first pro point with an assist against Djurgardens IF (9/23) • Made his professional debut against Modo Hockey (9/16) • Notched five points (2+3) in three games at the 2011 U-19 Three Nations Tournament in Helsinki, Finland • Captained Team Sweden at the 2011 U-19 Five Nations Tournament, scoring a team-high 10 points (4+6) in four games • Registered four points (1+3) in six international contests at the 2011 U-20 World Junior Championship, helping Sweden to a fourth-place finish… **2009-10:** Registered 34 points (15+19) in 40 games with Brynas in the Swedish Junior League • Scored one goal with one assist in five playoff appearances • Ranked second in scoring at the 2010 U-18 World Junior Championship in Minsk, netting 14 points (6+8) in five games; received a silver medal and served as team captain for Swede, also earning a tournament First-Team All-Star selection for his outstanding performance… **2008-09:** Tallied nine points (4+5) and 55 penalty minutes in 33 games with Brynas • Appeared in five post-season matches and picked up two penalty minutes.

LARSSON vs. NHL

TEAM	GP	G	A	P	PIM
Anaheim	2	0	1	1	0
Arizona	3	0	1	1	0
Boston	3	0	2	2	2
Buffalo	0	0	0	0	0
Calgary	0	0	0	0	0
Carolina	1	1	1	2	0
Chicago	2	1	0	1	2
Colorado	3	1	1	2	4
Columbus	3	0	0	0	0
Dallas	2	0	1	1	0
Detroit	5	0	1	1	2
Edmonton	1	0	0	0	0
Florida	4	0	1	1	2
Los Angeles	1	0	0	0	0
Minnesota	2	0	0	0	0
Montreal	1	0	0	0	0
Nashville	3	0	1	1	4
New Jersey	4	0	0	0	0
NY Islanders	3	0	0	0	0
NY Rangers	4	0	0	0	0
Ottawa	3	0	0	0	0
Philadelphia	3	0	0	0	2
Pittsburgh	3	0	0	0	0
San Jose	1	0	0	0	7
St. Louis	1	0	0	0	0
Tampa Bay	4	0	1	1	4
Toronto	2	1	3	4	2
Vancouver	2	0	0	0	0
Washington	2	2	0	2	0
Winnipeg	0	0	0	0	0
NHL Totals	**68**	**6**	**14**	**20**	**31**

22 LEFT WING

JOHAN LARSSON

Born JUL 25, 1992 in Lau, SWE 5 ft. 10 in. 200 lbs.

CAREER STATS

			REGULAR SEASON											PLAYOFFS				
SEASON	TEAM	LEAGUE	GP	G	A	P	+/-	PIM	PP	SH	GW	S	S%	GP	G	A	P	PIM
2008-09	Brynas Jr.	SWE-Jr.	33	4	5	9	–	55	–	–	–	–	–	5	0	0	0	2
	Brynas U18	SWE-U18	11	6	4	10	–	76	–	–	–	–	–	3	0	3	3	2
2009-10	Brynas Jr.	SWE-Jr.	40	15	19	34	–	80	–	–	–	–	–	5	1	1	2	2
	Sweden	WJ-18	5	6	8	14	–	0	–	–	–	–	–	–	–	–	–	–
	Brynas U18	SWE-U18	4	1	1	2	–	2	–	–	–	–	–	4	4	4	8	6
2010-11	Brynas	SEL	43	4	4	8	3	18	–	–	–	–	–	5	0	2	2	4
	Brynas Jr.	SWE-Jr.	10	6	9	15	–	8	–	–	–	–	–	1	0	0	0	0
	Sweden	WJC	6	1	3	4	0	4	1	0	0	–	–	–	–	–	–	–
2011-12	Brynas	SEL	49	12	24	36	-10	34	–	–	–	–	–	16	2	8	10	16
	Sweden	WC	7	0	2	2	-2	0	0	0	0	–	–	–	–	–	–	–
	Sweden	WJC	6	0	6	6	3	0	–	–	–	–	–	–	–	–	–	–
2012-13	Houston	AHL	62	15	22	37	0	38	6	1	4	89	16.9	–	–	–	–	–
	Vasteras IK	Swe-1	8	1	1	2	-1	10	–	–	–	–	–	–	–	–	–	–
	Rochester	AHL	7	1	3	4	-2	2	0	0	0	10	10.0	3	0	3	3	6
	Minnesota	**NHL**	**1**	**0**	**0**	**0**	**0**	**0**	**0**	**0**	**0**	**2**	**0.0**	**--**	**--**	**--**	**--**	**--**
2013-14	Rochester	AHL	51	15	26	41	7	75	5	0	2	117	12.8	5	1	2	3	4
	Buffalo	**NHL**	**28**	**0**	**4**	**4**	**0**	**19**	**0**	**0**	**0**	**21**	**0.0**	**--**	**--**	**--**	**--**	**--**
2014-15	Rochester	AHL	44	15	25	40	12	38	3	0	1	116	12.9	–	–	–	–	–
	Buffalo	**NHL**	**39**	**6**	**10**	**16**	**0**	**12**	**1**	**0**	**0**	**50**	**12.0**	**--**	**--**	**--**	**--**	**--**
	NHL Totals		**68**	**6**	**14**	**20**	**0**	**31**	**1**	**0**	**0**	**73**	**8.2**	**--**	**--**	**--**	**--**	**--**
	Buffalo Totals		**67**	**6**	**14**	**20**	**0**	**31**	**1**	**0**	**0**	**71**	**8.5**	**--**	**--**	**--**	**--**	**--**

17 CENTER

DAVID LEGWAND

Born **AUG 17, 1980** in Detroit, MI **6** ft. **2** in. **207** lbs.

CAREER GAME HIGHLIGHTS

GOALS: 3, (2x). Most recent: 10/6/07 vs. DAL
ASSISTS: 3, (4x). Most recent: 1/14/14 vs. CGY
POINTS: 4, (2x). Most recent: 10/8/11 at STL (2+2)
PENALTY MINUTES: 17, 3/20/14 vs. PIT
LONGEST POINT STREAK: 6 games, 3/17/11 vs. BOS to 3/25/11 vs. DAL (6+3)

CAREER TRANACTIONS

Acquired by Buffalo from Ottawa with Robin Lehner in exchange for a first-round pick in the 2015 NHL Draft, June 26, 2015; Acquired by Detroit from Nashville in exchange for Patrick Eaves, Calle Jarnkrok and a second-round pick in the 2014 NHL Draft, March 5, 2014; Selected by Nashville in the first round (2nd overall) of the 1998 NHL Draft.

SEASON STATS 2014-15

Tied for the team lead with six power-play goals and two shorthanded points (0+2) • Appeared in his 1,000th NHL game at TBL (11/29), becoming the 33rd American player to reach that milestone • Had points in five straight games (1+4) from 1/8-1/17 • Recorded his 600th NHL point (assist) vs. CGY (3/8)… **2015 Playoffs:** Appeared in three playoff games for the Senators.

CAREER STATS

2013-14: Totaled 83 games between Detroit and Nashville to lead the league in games played • Led Detroit players in scoring with 51 points, 11 of which (4+7) occurred following his 3/5 trade from the Predators • Was tied (Shea Weber) for the Nashville scoring lead with 40 points prior to the trade • Skated in the 900th game of his NHL career vs. FLA (10/10) • Registered 14 multi-point games… **2014 Playoffs:** Played in five playoff games for the Red Wings… **2012-13:** Led the Predators in goals for the second time in his career with 12 • Set a career high in faceoff percentage (50.2%) • Nashville's only forward to appear in all 48 games • Scored his 200th career goal vs. CGY (4/23), becoming the first player in franchise history to attain the mark… **2011-12:** Ranked second on the team with 53 points (19+34), the second highest total of his career, and ranked third in both goals and assists • Became the first player in franchise history to hit the 500-point mark for his career with two assists vs. CHI (3/31) • Became the first player to play 800 games for the club vs. DET (12/26)… **2012 Playoffs:** Tied for the team playoff lead in goals (3), points (6) and penalty minutes (10) in 10 games… **2010-11:** Led all Nashville forwards in average ice time for the third consecutive season (18:48) • Led the team with two shorthanded goals • Missed 18 games due to injury… **2011 Playoffs:** Recorded nine points (6+3) in 12 playoff games… **2009-10:** Appeared in all 82 games, doing so for the second time in his career • Led all team forwards in average ice time (18:42) • Nashville went 10-0-1 when he scored • Set career highs and paced the team in both faceoffs won (538) and taken (1,124) • Also set a career high in blocked shots (46) • Assessed a career-low 24 penalty minutes • Played in his 700th career contest vs. LAK (3/30) • Notched his 400th career point with an assist at NYR (2/10)… **2010 Playoffs:** Led the team with seven points (2+5) during its six-game WCQ series against Chicago, tying franchise records for points and assists in a series • Posted his first career postseason multi-point outing (0+2) in Game 1 • Became the second player in franchise history to post three or more points (1+2) in a playoff contest in Game 3… **2008-09:** Posted the second 20-goal season of his career • Led the Predators in shorthanded goals (3) and shorthanded points (4), and led Nashville forwards in average ice time (19:26), all of which were career highs • Also notched career highs in shots (175) and faceoff percentage (49.8%) • Missed the final nine games of the regular season with a facial fracture… **2007-08:** Nashville posted an 11-1-1 record when he scored a goal • Recorded his 200th career assist at LAK (1/8) • Notched three points (1+2) in the third period of a at MTL (12/1); his first point (goal) gave him sole possession of first on Nashville's all-time scoring list • Missed 17 games due to injury, including the final 12 of the regular season…. **2008 Playoffs:** Played in three of the club's six postseason games • Missed Game 1 of the WCQ vs. Detroit, the first postseason game in franchise history he had not appeared in • Scored a goal in his return to the lineup in Game 3… **2006-07:** Posted career highs in goals (27), assists (36) and points (63) • Led the team with a career-high seven game-winning goals, tied for the team lead in goals and ranked third on the club in points • Led Nashville with a career-high, franchise-record, plus-23 rating • Nashville posted a record of 17-2-2 in games in which he scored • Scored a goal 11 seconds into the game vs. STL (4/5), setting a franchise record for the quickest goal • Netted his 100th career goal vs. MTL (2/22) • Named the NHL's First Star of the Week for the week of 1/15-1/21 after posting nine points (5+4) and three game-winning goals in four games • Recorded his first career hat trick and four-point game (3+1) vs. CHI (1/20); his third tally (97th

LEGWAND vs. NHL

TEAM	GP	G	A	P	PIM
Anaheim	49	10	10	20	14
Arizona	48	9	21	30	28
Boston	22	7	5	12	8
Buffalo	18	6	5	11	10
Calgary	49	11	20	31	22
Carolina	18	1	5	6	10
Chicago	73	21	41	62	32
Colorado	51	13	22	35	18
Columbus	67	22	28	50	58
Dallas	48	10	18	28	26
Detroit	73	15	27	42	28
Edmonton	52	16	20	36	24
Florida	18	5	10	15	2
Los Angeles	49	8	19	27	32
Minnesota	50	9	14	23	18
Montreal	18	3	8	11	14
Nashville	2	0	0	0	4
New Jersey	19	5	6	11	10
NY Islanders	14	1	8	9	10
NY Rangers	18	1	7	8	10
Ottawa	13	1	1	2	10
Philadelphia	18	1	6	7	10
Pittsburgh	19	8	3	11	27
San Jose	49	8	20	28	18
St. Louis	76	12	23	35	42
Tampa Bay	19	4	4	8	6
Toronto	19	3	7	10	6
Vancouver	52	11	15	26	30
Washington	16	2	3	5	4
Winnipeg	20	0	5	5	6
NHL Totals	1057	223	381	604	537

17 CENTER

DAVID LEGWAND

Born AUG 17, 1980 in Detroit, MI 6 ft. 2 in. 207 lbs.

CAREER STATS

of his career) pushed him past Scott Walker as the franchise's all-time leader in goals… **2007 Playoffs:** Played in all five of Nashville's WCQ games against San Jose • Tied for the team lead in assists (3) and shots (14) and led Nashville forwards in average ice time (22:23)… **2005-06:** Five of his seven goals were game-winners, tying him for second on the club • Nashville went 30-9-5 with him in the lineup • Scored six second into overtime at VAN (3/9), tying the modern-era NHL record for quickest overtime goal • Limited to 44 games by a knee injury… **2006 Playoffs:** Appeared in all five of Nashville's postseason games against San Jose… **2004-05:** Notched a league-leading 39 points (16+23) in 19 playoff games, helping EHC Basel (Swiss-2) capture a league championship • Played for Team USA at the 2005 World Championship in Austria… **2003-04:** Played a career-high 82 games • Led the team in game-winning goals, tied for first in overtime points (1+2) and tied for second in goals… **2004 Playoffs:** Appeared in all six of Nashville's playoff games • Scored the first shorthanded playoff goal in franchise history in Game 3 of the WCQ vs. DET (4/11)… **2002-03:** Led the team in points (48), multi-point games (11) and faceoffs (1,095), ranked second in shots (167), and third in goals (17) • Named the Predators' Chevy Man of the Year (community service) • Missed the final 18 games of the season due to a broken collarbone… **2001-02:** Posted a career-high 54 penalty minutes • Notched four points (2+2) in the TOPPS/NHL YoungStars Game on 2/1… **2000-01:** Ranked second on the team in shots (172) • Ranked fourth in points (41) and assists (28) • Tallied the first overtime penalty-shot goal in NHL history at NYR (12/23) • Played for Team USA at the 2001 World Championship in Germany, tying for second on the club in scoring with six points (2+4)… **1999-00:** Led Predators rookies in goals (13), assists (15) and points (28) • Ranked among NHL rookie leaders in power-play goals (8th), goals (13th), points (16th) and assists (17th) • Scored his first NHL goal, the game-winner, as part of his first multipoint outing (1+1) at TOR (10/11) • Recorded his first career NHL point (assist) at CHI (10/10) • Recorded two points (1+1) for Team USA at the 2000 World Championship in St. Petersburg, Russia… **1998-99:** Signed with the Predators on April 16 and made his NHL debut in the Predators' final regular-season game vs. NJD (4/17) • Ranked third on the Plymouth Whalers (OHL) in points (80) and goals (31), and ranked second on the team in assists (49) • Played for Team USA in the 1999 World Championship • Played for Team USA in the 1999 World Junior Championship… **1997-98:** Led Plymouth in goals (54), assists (51) and points (105) • Led all OHL rookies and ranked third in the league in points • Named the CHL Rookie of the Year, OHL Rookie of the Year, OHL Most Valuable Player and a member of the OHL First All-Star Team and OHL All-Rookie Team in 1998 • Became the first rookie in 24 years to capture MVP honors in the OHL and only the second U.S.-born player to be named MVP (Pat Peake in 1993) • Played for Team USA in the 1998 World Junior Championship.

CAREER STATS

			REGULAR SEASON											PLAYOFFS				
SEASON	TEAM	LEAGUE	GP	G	A	P	+/-	PIM	PP	SH	GW	S	S%	GP	G	A	P	PIM
1996-97	Detroit	MNHL	44	21	41	62	–	58	–	–	–	–	–	–	–	–	–	–
1997-98	Plymouth	OHL	59	54	51	105		56						15	8	12	20	24
	United States	WJC	7	0	0	0	–	2	–	–	–	–	–	–	–	–	–	–
1998-99	**Nashville**	**NHL**	**1**	**0**	**0**	**0**	**0**	**0**	**0**	**0**	**0**	**2**	**0.0**	**--**	**--**	**--**	**--**	**--**
	Plymouth	OHL	55	31	49	80	32	65	9	2	5			11	3	8	11	8
	United States	WC	6	0	2	2	–	4	0	0	0	6	0.0	–	–	–	–	–
	United States	WJC	6	1	3	4	–	31	–	–	–	–	–	–	–	–	–	–
1999-00	**Nashville**	**NHL**	**71**	**13**	**15**	**28**	**-6**	**30**	**4**	**0**	**2**	**111**	**11.7**	**--**	**--**	**--**	**--**	**--**
	United States	WC	6	1	1	2		4	0	0	0	6	16.7	–	–	–	–	–
2000-01	**Nashville**	**NHL**	**81**	**13**	**28**	**41**	**1**	**38**	**3**	**0**	**3**	**172**	**7.6**	**--**	**--**	**--**	**--**	**--**
	United States	WC	9	2	4	6	–	4	–	–	–	–	–	–	–	–	–	–
2001-02	**Nashville**	**NHL**	**63**	**11**	**19**	**30**	**1**	**54**	**1**	**1**	**1**	**121**	**9.1**	**--**	**--**	**--**	**--**	**--**
2002-03	**Nashville**	**NHL**	**64**	**17**	**31**	**48**	**-2**	**34**	**3**	**1**	**4**	**167**	**10.2**	**--**	**--**	**--**	**--**	**--**
2003-04	**Nashville**	**NHL**	**82**	**18**	**29**	**47**	**9**	**46**	**5**	**1**	**5**	**165**	**10.9**	**6**	**1**	**0**	**1**	**8**
2004-05	United States	WC	7	0	1	1	–	4	–	–	–	–	–	–	–	–	–	–
	Basel	Swiss-2	3	6	2	8	–	2	–	–	–	–	–	19	16	23	39	20
2005-06	**Nashville**	**NHL**	**44**	**7**	**19**	**26**	**3**	**34**	**0**	**0**	**5**	**109**	**6.4**	**5**	**0**	**1**	**1**	**8**
	Milwaukee	AHL	3	0	0	0	-1	0	0	0	0			–	–	–	–	–
2006-07	**Nashville**	**NHL**	**78**	**27**	**36**	**63**	**23**	**44**	**3**	**1**	**7**	**153**	**17.6**	**5**	**0**	**3**	**3**	**2**
2007-08	**Nashville**	**NHL**	**65**	**15**	**29**	**44**	**-4**	**38**	**4**	**0**	**1**	**144**	**10.4**	**3**	**1**	**0**	**1**	**2**
2008-09	**Nashville**	**NHL**	**73**	**20**	**22**	**42**	**-3**	**32**	**1**	**3**	**1**	**175**	**11.4**	**--**	**--**	**--**	**--**	**--**
2009-10	**Nashville**	**NHL**	**82**	**11**	**27**	**38**	**-5**	**24**	**0**	**1**	**3**	**151**	**7.3**	**6**	**2**	**5**	**7**	**8**
2010-11	**Nashville**	**NHL**	**64**	**17**	**24**	**41**	**13**	**24**	**0**	**2**	**3**	**130**	**13.1**	**12**	**6**	**3**	**9**	**8**
2011-12	**Nashville**	**NHL**	**78**	**19**	**34**	**53**	**3**	**26**	**5**	**0**	**2**	**140**	**13.6**	**10**	**3**	**3**	**6**	**10**
2012-13	**Nashville**	**NHL**	**48**	**12**	**13**	**25**	**-6**	**20**	**2**	**0**	**2**	**78**	**15.4**	**--**	**--**	**--**	**--**	**--**
2013-14	**Nashville**	**NHL**	**62**	**10**	**30**	**40**	**-8**	**30**	**4**	**0**	**2**	**107**	**9.3**	**--**	**--**	**--**	**--**	**--**
	Detroit	**NHL**	**21**	**4**	**7**	**11**	**-9**	**31**	**2**	**0**	**2**	**39**	**10.3**	**5**	**0**	**0**	**0**	**0**
2014-15	**Ottawa**	**NHL**	**80**	**9**	**18**	**27**	**1**	**32**	**6**	**0**	**0**	**91**	**9.9**	**3**	**0**	**0**	**0**	**0**
	NHL Totals		**1,057**	**223**	**381**	**604**	**11**	**537**	**43**	**10**	**43**	**2,055**	**10.9**	**55**	**13**	**15**	**28**	**46**
	Buffalo Totals		--	--	--	--	--	--	--	--	--	--	--	--	--	--	--	--

40 GOALTENDER

ROBIN LEHNER

Born **JUL 24, 1991** in Gothenburg, SWE **6** ft. **4** in. **240** lbs.

CAREER GAME HIGHLIGHTS

MOST SHOTS FACED:	57, 11/1/13 vs. NYI
MOST SAVES:	53, 11/1/13 vs. NYI
MOST SAVES IN SHUTOUT:	32, 2/28/12 at BOS
LONGEST SHUTOUT SEQUENCE:	105:42, 2/26/12 vs. NYI to 3/2/12 vs. CHI
LONGEST WINNING STREAK:	4 games, 3/30/14 vs. CGY to 4/13/14 at PIT

CAREER TRANACTIONS

Acquired by Buffalo from Ottawa with David Legwand in exchange for a first-round pick in the 2015 NHL Draft, June 26, 2015; Selected by Ottawa in the second round (46th overall) of the 2009 NHL Draft.

SEASON STATS 2014-15

Missed 31 games due to injury, appearing in 25 games while healthy • Began the season 3-0-1 in a four-game stretch (10/11-10/28) in which he posted a .939 SV% and a 2.18 GAA • Stopped 35 of 36 shots in a win at BUF (2/10) • Went 6-1-0 in games in which he faced at least 35 shots, posting a .943 SV% and a 2.12 GAA in those contests.

CAREER STATS

2013-14: Established a new career high with 12 victories while appearing in a new season-high 36 games in his first full NHL season • Made his regular-season debut at SJS (10/12), matching what were then his career and the Ottawa franchise highs in shots (50) and saves (47) • Set new personal and franchise highs in shots (57) and saves (53) vs. NYI (11/1) • Was recognized as the NHL's First Star of the Week on 11/10 after matching what was then a career best with a three-game winning streak • Earned his second career shutout with 27 saves at MIN (1/14) • Became the first goaltender in Senators history to face more than 50 shots in one game and earn a victory at STL (2/4); the victory also marked the first shootout win of his NHL career • Earned consecutive shootout wins for the first time in his NHL career on 2/4 and 3/24 • Finished the season with four straight wins, logging a .947 SV% and a 1.92 GAA during that stretch… **2012-13:** Spent playing time with both Binghamton (AHL) and Ottawa • Began the season with the B-Sens and joined Ottawa ahead of the abbreviated NHL season • Was re-assigned to Binghamton (1/22) • Posted a record of 18-10-2 with a 2.12 goals-against-average in 31 AHL games with the B-Sens • Was selected to the 2013 AHL Eastern Conference All-Star Team • Was recalled to Ottawa (2/22) and spent the rest of the season in the NHL • Played in 12 games with Ottawa, recording five wins and a 2.20 GAA and .936 SV% • Matched a Senators franchise record (four previous occasions) with 47 saves on 50 shots at BOS (4/2)… **2013 Playoffs:** Appeared in relief on two occasions in the playoffs, including his postseason debut at PIT (5/17), when he made 20 saves on 21 shots… **2011-12:** Spent the majority of the season with Binghamton (AHL), posting a 13-22-1 record with a 3.26 GAA and .907 SV% • Was recalled to Ottawa on two occasions, playing in five games • Won his NHL season debut vs. TOR (10/30) • Recorded his first career NHL shutout with 32 saves in a 1-0 win at BOS (2/28)… **2010-11:** Won Jack A. Butterfield Trophy as MVP of the AHL playoff s after helping Binghamton to its first Calder Cup • Became the youngest goalie (19 years, 173 days) to start a game in goal for the Senators at NYI (1/13), earning his first NHL win • Made his NHL debut by playing the opening 4:42 of the third period at MTL (10/16), making three saves on three shots • Faced a season-high 35 shots in a 5-2 loss at CGY (2/9) and made a season-high 31 saves at New Jersey (2/1) • Represented Sweden at the 2011 IIHF World Junior Championship in Buffalo… **2009-10:** Won 27 games, posting a 2.80 GAA and .918 SV% with five shutouts for the Soo Greyhounds (OHL) • Was twice named OHL Goalie of the Week (11/16-11/22 & 1/25-1/31) • Made his AHL debut following Sault Ste. Marie's elimination from the OHL playoff s and won both games in which he appeared… **2008-09:** Represented Sweden at 2009 World Junior Under-18 Championship, posting a 2-2-0 record in four appearances.

LEHNER vs. NHL

TEAM	GP	W-L-OT	SO	GA	GAA	SV%
Anaheim	1	25-25-50	0	2	2.14	.957
Arizona	1	1-0-0	0	2	2.00	.946
Boston	11	3-5-2	1	28	2.68	.925
Buffalo	4	1-1-2	0	10	2.42	.926
Calgary	2	1-1-0	0	8	4.00	.893
Carolina	3	0-3-0	0	12	5.22	.865
Chicago	1	0-1-0	0	2	2.03	.949
Colorado	2	0-1-0	0	5	3.26	.853
Columbus	4	3-1-0	0	8	2.00	.944
Dallas	4	0-3-1	0	12	4.02	.895
Detroit	4	1-2-0	0	15	5.17	.837
Edmonton	2	1-1-0	0	4	2.02	.915
Florida	3	1-1-1	0	8	2.59	.918
Los Angeles	1	0-1-0	0	3	3.21	.864
Minnesota	1	1-0-0	1	0	0.00	1.000
Montreal	5	1-1-2	0	13	3.11	.918
Nashville	2	1-0-1	0	3	2.25	.938
New Jersey	5	1-3-1	0	13	2.55	.915
NY Islanders	5	2-1-2	0	13	2.71	.924
NY Rangers	3	2-1-0	0	9	3.23	.915
Ottawa	0	0-0-0	0	0	0.00	.000
Philadelphia	2	1-1-0	0	5	2.52	.924
Pittsburgh	3	1-0-1	0	6	2.26	.906
San Jose	1	0-1-0	0	3	3.10	.940
St. Louis	4	3-1-0	0	11	2.61	.924
Tampa Bay	7	3-4-0	0	24	3.37	.892
Toronto	2	1-1-0	0	7	3.56	.873
Vancouver	1	0-0-0	0	1	2.00	.923
Washington	1	0-1-0	0	2	2.03	.931
Winnipeg	1	1-0-0	0	1	1.00	.962
NHL Totals	**86**	**30-36-13**	**2**	**230**	**2.88**	**.914**

40 GOALTENDER

ROBIN LEHNER

Born **JUL 24, 1991** in Gothenburg, SWE **6** ft. **4** in. **240** lbs.

CAREER STATS

			REGULAR SEASON									PLAYOFFS							
SEASON	**TEAM**	**LEAGUE**	**GP**	**W**	**L**	**OT**	**SO**	**GA**	**SV%**	**GAA**	**MIN**	**GP**	**W**	**L**	**SO**	**GA**	**SV%**	**GAA**	**MIN**
2008-09	Frolunda	SWE-Jr.	22	–	–	–	1	67	–	3.05	1,318	1	–	–	0	3	–	3.08	58
	Sweden	WJ18	4	2	2	0	1	11	–	2.80	236	–	–	–	–	–	–	–	–
2009-10	Sault Ste. Marie	OHL	47	27	13	3	5	120	.918	2.80	2,574	5	1	4	0	20	.874	4.30	279
	Binghamton	AHL	2	2	0	0	0	6	.898	3.00	120	–	–	–	–	–	–	–	–
2010-11	Binghamton	AHL	22	10	8	2	3	56	.912	2.70	1,246	19	14	4	3	39	.939	2.10	1,112
	Ottawa	**NHL**	**8**	**1**	**4**	**0**	**0**	**20**	**.888**	**3.52**	**341**	**--**	**--**	**--**	**--**	**--**	**--**	**--**	**--**
	Sweden	WJC	3	1	1	0	1	9	.906	2.77	195	–	–	–	–	–	–	–	–
2011-12	Binghamton	AHL	40	13	22	1	2	119	.907	3.26	2,192	–	–	–	–	–	–	–	–
	Ottawa	**NHL**	**5**	**3**	**2**	**0**	**1**	**10**	**.935**	**2.01**	**299**	**--**	**--**	**--**	**--**	**--**	**--**	**--**	**--**
2012-13	Binghamton	AHL	31	18	10	2	3	65	.938	2.12	1,841	–	–	–	–	–	–	–	–
	Ottawa	**NHL**	**12**	**5**	**3**	**4**	**0**	**27**	**.936**	**2.20**	**735**	**2**	**0**	**1**	**0**	**2**	**.920**	**2.45**	**49**
2013-14	**Ottawa**	**NHL**	**36**	**12**	**15**	**6**	**1**	**99**	**.913**	**3.06**	**1,942**	**--**	**--**	**--**	**--**	**--**	**--**	**--**	**--**
2014-15	**Ottawa**	**NHL**	**25**	**9**	**12**	**3**	**0**	**74**	**.905**	**3.02**	**1,471**	**--**	**--**	**--**	**--**	**--**	**--**	**--**	**--**
	NHL Totals		**86**	**30**	**36**	**13**	**2**	**230**	**.914**	**2.88**	**4,788**	**2**	**0**	**1**	**0**	**2**	**.920**	**2.45**	**49**
	Buffalo Totals		**--**	**--**	**--**	**--**	**--**	**--**	**--**	**--**	**--**	**--**	**--**	**--**	**--**	**--**	**--**	**--**	**--**

8 CENTER

CODY McCORMICK

Born **APR 18, 1983** in London, ONT **6** ft. **3** in. **228** lbs.

CAREER GAME HIGHLIGHTS

GOALS: 1, (21x). Most recent: 1/9/15 at TBL
ASSISTS: 2, (3x). Most recent: 11/8/13 at ANA
POINTS: 3, 12/9/10 vs. SJS (1+2)
PENALTY MINUTES: 22, 3/8/09 at CHI
LONGEST POINT STREAK: 4 games, 11/24/08 at ANA to 12/4/08 at NSH (0+4)

CAREER TRANACTIONS

Signed by Buffalo as an unrestricted free agent, July 1, 2014; Acquired by Minnesota from Buffalo with Matt Moulson in exchange for Torrey Mitchell, a second-round pick in the 2014 NHL Draft and a second-round pick in the 2016 NHL Draft, March 5, 2014; Signed by Buffalo as an unrestricted free agent, August 1, 2009; Selected by Colorado in the fifth round (144th overall) of the 2001 NHL Draft.

SEASON STATS 2014-15

Games missed due to injury: 49; 39 – lower body (1/13-4/11), six – lower body (12/13-12/27), four – upper body (11/26-12/2) • Scored his first career shorthanded goal at TBL (1/9) • Played in his 400th NHL game vs. TBL (12/31) • Notched an assist in consecutive games (11/15 vs. TOR and 11/18 vs. SJS).

CAREER STATS

2013-14: Games missed due to injury: 30; 24 – upper body (12/17-2/6), four – upper body (11/24-11/30), two – leg (10/19-10/23) • Recorded multi-point games at ANA (0+2, 11/8) and vs. PIT (1+1, 4/5) • Logged highest ice time since Jan. 2011 (15:53) vs. STL (4/10)… **2014 Playoffs:** Appeared in career-high 13 playoff games with Minnesota • Scored second NHL playoff goal in Game 2 at CHI (5/4) • Tied Wild franchise record with 8 hits in Game 5 at CHI (5/11)… **2012-13:** Games missed due to injury: eight – hand (1/20-1/31) • Activated from IR on 2/2 and made his season debut at MTL and appeared in seven more games • Appeared in 25 games for the Rochester Americans (AHL), tallying 11 points (6+5) and 42 penalty minutes… **2011-12:** Games missed due to injury: 23; 13 – upper body (2/11-3/7), 10 – upper body (11/16-12/7) • Led team with eight major penalties • Healthy scratch vs. MTL (3/12), at BOS (3/8), at OTT (3/10) • Played his 300th career NHL game vs. WPG (1/7) • Logged a season-high 13:37 TOI at PIT (10/15)… **2010-11:** Registered career-best numbers in games played (81), goals (8), assists (12), points (20) and penalty minutes (142) • Scored a career-best three points (1+2) vs. SJS (12/9); the goal was his first game-winner since 12/23/07 • Played in 200th career NHL game at ATL (10/29) • Scored in consecutive games 10/16-10/20 and 1/11-1/13 • Missed one game as a healthy scratch (10/9)… **2011 Playoffs:** Scored first career playoff goal in Game 2 at PHI (4/16) • Tied to lead all skaters with three hits in Game 6 vs. PHI (4/24)… **2009-10:** Spent the regular season with Portland (AHL), playing in a career-high 66 games • Registered career highs in goals, assists and points (17+12) • Led Portland skaters with 168 PIM • Played 200th career AHL game 3/28 vs. Hartford… **2010 Playoffs:** Recalled by Buffalo 4/20, making Sabres debut in first of three playoff games vs. BOS (4/21) • Tallied two points (0+2) and 14 PIM in the series… **2008-09:** Played in a career-high 55 games for Colorado, tallying NHL career-best 12 points (1+11) • Finished second among Colorado skaters with 115 hits • Career-high 92 PIM ranked him third among Colorado skaters • Recorded first career multi-point game (0+2) 2/15 at DET… **2007-08:** Registered 81 hits, fourth among Avalanche forwards, and 50 penalty minutes • Appeared in his 100th NHL game on 12/1 at LAK… **2008 Playoffs:** Made his NHL playoff debut at DET (4/24) • Recorded his first career playoff point (assist) and had a fighting major at Detroit on April 26… **2006-07:** Played in six games for the Avalanche before being reassigned to Albany (AHL) on Dec. 7 • Spent the rest of the season with the River Rats, where he recorded eight goals and eight assists in 42 games… **2005-06:** Opened the year with Lowell of the AHL but ended up spending the final five months of the season with Colorado • Recorded eight points (4+4) and 29 penalty minutes in 45 games for the Avalanche… **2004-05:** Spent the entire season with Hershey (AHL), recording five goals with six assists in 40 games… **2003-04:** Made his NHL debut 10/12 vs. STL • Collected his first NHL point/assist Oct.16 at MIN • Recorded 15 penalty minutes (fighting major and a game misconduct) Oct. 23 vs. EDM • Had two fighting majors on 10/28 vs. CGY • Tallied his first NHL goal 11/4 vs. MIN… **2002-03:** Unanimous choice among his teammates to be Belleville's captain for the 2002-03 season • Named to the OHL First All-Star Team after leading Belleville in goals (36) and penalty minutes (166) • Named the OHL's "Eastern Conference Hardest Worker" by league coaches… **2001-02:** Was fifth on the team with 118 penalty minutes… **2000-01:** Notched 23 points and 135 penalty minutes in 66 games with Belleville… **1999-00:** Skated in 45 games and nine playoff contests in his first season with the Belleville Bulls.

McCORMICK vs. NHL

TEAM	GP	G	A	P	PIM
Anaheim	16	1	4	5	20
Arizona	8	0	0	0	2
Boston	15	1	0	1	41
Buffalo	2	0	0	0	5
Calgary	20	1	2	3	38
Carolina	10	1	1	2	16
Chicago	13	1	0	1	31
Colorado	2	0	0	0	0
Columbus	15	0	1	1	47
Dallas	14	0	0	0	28
Detroit	13	0	3	3	8
Edmonton	16	0	0	0	28
Florida	15	0	1	1	19
Los Angeles	16	0	1	1	18
Minnesota	20	2	3	5	33
Montreal	16	0	1	1	19
Nashville	11	1	2	3	4
New Jersey	11	0	0	0	13
NY Islanders	10	0	0	0	9
NY Rangers	14	1	1	2	19
Ottawa	18	1	3	4	16
Philadelphia	12	2	1	3	13
Pittsburgh	13	1	1	2	7
San Jose	15	2	5	7	5
St. Louis	19	0	2	2	18
Tampa Bay	14	1	5	6	24
Toronto	17	1	3	4	16
Vancouver	18	2	2	4	31
Washington	11	1	1	2	5
Winnipeg	11	1	1	2	17
NHL Totals	405	21	44	65	550

8 CENTER

CODY McCORMICK

Born APR 18, 1983 in London, ONT 6 ft. 3 in. 228 lbs.

CAREER STATS

			REGULAR SEASON											PLAYOFFS				
SEASON	TEAM	LEAGUE	GP	G	A	P	+/-	PIM	PP	SH	GW	S	S%	GP	G	A	P	PIM
1999-00	Belleville	OHL	45	3	4	7	–	42	–	–	–	–	–	9	1	0	1	10
2000-01	Belleville	OHL	66	7	16	23	–	135	–	–	–	–	–	10	1	1	2	23
2001-02	Belleville	OHL	63	10	17	27	12	118	1	1	1	–	–	11	2	4	6	24
2002-03	Belleville	OHL	61	36	33	69	22	166	8	3	–	–	–	7	4	7	11	11
2003-04	Hershey	AHL	32	3	6	9	-9	60	0	1	0	–	–	–	–	–	–	–
	Colorado	**NHL**	**44**	**2**	**3**	**5**	**-4**	**73**	**0**	**0**	**1**	**33**	**6.1**	**--**	**--**	**--**	**--**	**--**
2004-05	Hershey	AHL	40	5	6	11	-8	68	2	1	1	–	–	–	–	–	–	–
2005-06	Lowell	AHL	13	1	6	7	-2	34	0	0	–	23	4.3	–	–	–	–	–
	Colorado	**NHL**	**45**	**4**	**4**	**8**	**-1**	**29**	**0**	**0**	**1**	**43**	**9.3**	**--**	**--**	**--**	**--**	**--**
2006-07	Albany	AHL	42	8	8	16	-5	64	2	0	0	85	9.4	5	1	0	1	4
	Colorado	**NHL**	**6**	**0**	**1**	**1**	**1**	**6**	**0**	**0**	**0**	**6**	**0.0**	**--**	**--**	**--**	**--**	**--**
2007-08	Lake Erie	AHL	13	2	4	6	-2	16	0	0	–	24	8.3	–	–	–	–	–
	Colorado	**NHL**	**40**	**2**	**2**	**4**	**5**	**50**	**0**	**0**	**1**	**45**	**4.4**	**4**	**0**	**1**	**1**	**7**
2008-09	**Colorado**	**NHL**	**55**	**1**	**11**	**12**	**-5**	**92**	**0**	**0**	**0**	**66**	**1.5**	**--**	**--**	**--**	**--**	**--**
2009-10	Portland	AHL	66	17	12	29	-2	168	2	0	0	137	12.4	3	0	2	2	9
	Buffalo	**NHL**	**--**	**--**	**--**	**--**	**--**	**--**	**--**	**--**	**--**	**--**	**--**	**3**	**0**	**2**	**2**	**14**
2010-11	**Buffalo**	**NHL**	**81**	**8**	**12**	**20**	**2**	**142**	**0**	**0**	**1**	**104**	**7.7**	**7**	**1**	**0**	**1**	**2**
2011-12	**Buffalo**	**NHL**	**50**	**1**	**3**	**4**	**-7**	**56**	**0**	**0**	**0**	**43**	**2.3**	**--**	**--**	**--**	**--**	**--**
2012-13	Rochester	AHL	25	6	5	11	-8	42	2	1	1	46	13.0	3	1	0	1	26
	Buffalo	**NHL**	**8**	**0**	**0**	**0**	**-2**	**10**	**0**	**0**	**0**	**6**	**0.0**	**--**	**--**	**--**	**--**	**--**
2013-14	**Buffalo**	**NHL**	**29**	**1**	**4**	**5**	**-8**	**45**	**0**	**0**	**0**	**20**	**5.0**	**--**	**--**	**--**	**--**	**--**
	Minnesota	**NHL**	**14**	**1**	**1**	**2**	**2**	**7**	**0**	**0**	**0**	**6**	**16.7**	**13**	**1**	**0**	**1**	**14**
2014-15	**Buffalo**	**NHL**	**33**	**1**	**3**	**4**	**-9**	**40**	**0**	**1**	**0**	**31**	**3.2**	**--**	**--**	**--**	**--**	**--**
	NHL Totals		**405**	**21**	**44**	**65**	**-24**	**550**	**0**	**1**	**4**	**403**	**5.2**	**27**	**2**	**3**	**5**	**37**
	Buffalo Totals		**201**	**11**	**22**	**33**	**-24**	**293**	**0**	**1**	**1**	**204**	**5.4**	**10**	**1**	**2**	**3**	**16**

88 LEFT WING

JAMIE McGINN

Born AUG 5, 1988 in Fergus,ON 6 ft. 1 in. 205 lbs.

CAREER GAME HIGHLIGHTS

GOALS: 2, (6x). Most recent: 3/14/14 vs. ANA
ASSISTS: 2, (3x). Most recent: 2/16/13 at EDM
POINTS: 3, (3x). Most recent: 2/1/14 vs. BUF (2+1)
PENALTY MINUTES: 12, 4/8/10 vs. VAN
LONGEST POINT STREAK: 5 games, 3/12/14 vs. CHI to 3/19/14 at WPG (3+4)

CAREER TRANACTIONS

Acquired by Buffalo from Colorado with Ryan O'Reilly in exchange for Nikita Zadorov, Mikhail Grigorenko, J.T. Compher and a second-round pick in the 2015 NHL Draft, June 26, 2015; Acquired by Colorado from San Jose with Mike Connolly and Michael Sgarbossa in exchange for T.J. Galiardi, Daniel Winnik and a seventh-round pick in the 2013 NHL Draft, February 27, 2012; Selected by San Jose in the second round (36th overall) of the 2006 NHL Draft.

SEASON STATS 2014-15

Was placed on injured reserve 11/ 21 (retroactive to 11/15) and missed the final 63 games of the season with a back injury • Scored Colorado's first goal of the season at BOS (10/13) • Scored in consecutive games 10/24 vs. VAN and 10/26 at WPG.

CAREER STATS

2013-14: Posted career-high totals in games played (79), points (38), assists (19), game-winning goals (3) and shots (167) • His 19 goals fell one short of his personal best set in 2011-12 • Ranked fifth on the team in hits (140) • Scored two goals in the season opener vs. ANA (10/2) • Missed three games due to a knee injury (10/27-11/2) • Scored his first career overtime goal in a 1-0 victory at LAK (11/23) • Appeared in his 300th NHL game at LAK (12/21) • Scored in three straight games (12/31-1/4), equaling his career-best goal streak set 3/4/-3/8/12 • Recorded his 100th career point vs. NYI (1/10) • Tied his career high with three points (2+1) vs. BUF (2/1) • Recorded a career-best five-game point streak (3+4) from 3/12-3/19… **2013 Playoffs:** Finished fourth on the Avalanche in playoff scoring with five points (2+3) in seven postseason contests • His 19 shots were second-most on the team • Scored his first career playoff goal in Game 1 vs. MIN (4/17)… **2012-13:** Finished fourth on the Avalanche in scoring with 22 points (11+11) in 47 games • His 11 goals ranked third on the team and he finished tied for second in both power-play goals (3) and game-winning goals (2) • Ranked second on the club in shots (128) • Recorded his first career three-point game (1+2) at EDM (2/16) and matched that with another three-point effort (2+1) vs. STL (4/21)… **2011-12:** Scored a career-high 20 goals • Was acquired from San Jose at the trade deadline (2/27) and went on to record 13 points (8+5) in 17 games with the Avalanche • His 13 points tied Paul Stastny for the most on the team from 3/1 until the end of the season • Appeared in each of San Jose's 61 games prior to the trade, tallying 24 points (12+12) with a team-high 137 hits (a total that still led the Sharks at season's end) • Tallied nine points (7+2) in his first eight games with Colorado, becoming the first Avalanche player to score seven times in his first eight games with the team since Marek Svatos in 2005 • Recorded his first career multi-goal game at MIN (3/4) • Posted his first career "Gordie Howe hat trick" vs. MIN (3/6) • Scored twice, including the tying marker with less than two seconds left in regulation, at BUF (3/14) • Took a career-high nine shots at PHX (3/22) • Did not dress at CGY (3/30) due to a back injury… **2010-11:** Spent the first half of the year with the San Jose Sharks, tallying six points (1+5) in 49 games • Was reassigned to Worcester on 1/28 and spent the rest of the regular season with the AHL Sharks • Recorded 20 points (9+11) in 30 games with Worcester • Was leading San Jose with 101 hits when he was reassigned • Appeared in his 100th NHL game at EDM (10/23)… **2011 Playoffs:** Was recalled by San Jose (4/10) prior to the start of the Stanley Cup Playoffs • Skated in seven postseason games for the Sharks, tallying one assist and 30 penalty minutes • Recorded his first career playoff point with an assist in Game 4 of the Western Conference Finals vs. VAN (5/22)… **2009-10:** Spent most of the season with San Jose, recording 13 points (10+3) in 59 games • Also skated in 27 games with Worcester (AHL), tallying 21 points (7+14) • Made San Jose's opening night roster and suited up for the Sharks in the season opener at COL (10/1) • His final recall came 3/1 and he spent the rest of the year in the NHL… 2010 Playoffs: Appeared in all 15 playoff games for the Sharks, who advanced to Western Conference Finals • Made his Stanley Cup Playoff debut in Game 1 of the WCQF vs. COL (4/14)… **2008-09:** Split the season between San Jose and Worcester (AHL) • Was recalled by the Sharks 10/27 and made his NHL debut vs. PIT (10/28) • Picked up his first NHL points (1+1) vs. DET (10/30) • Scored 19 goals in 47 games for Worcester, including a team-high eight power-play markers • Was on San Jose's playoff roster but did not see any action • Following the Sharks' first-round defeat, joined

McGINN vs. NHL

TEAM	GP	G	A	P	PIM
Anaheim	22	9	3	12	4
Arizona	19	1	2	3	6
Boston	5	1	1	2	2
Buffalo	7	4	1	5	0
Calgary	17	2	3	5	4
Carolina	5	0	0	0	8
Chicago	19	5	2	7	13
Colorado	11	4	1	5	4
Columbus	18	3	2	5	17
Dallas	20	3	5	8	11
Detroit	14	2	4	6	2
Edmonton	20	4	6	10	10
Florida	5	2	0	2	0
Los Angeles	19	2	2	4	13
Minnesota	28	4	6	10	22
Montreal	5	2	1	3	0
Nashville	19	3	3	6	6
New Jersey	8	0	0	0	0
NY Islanders	5	0	3	3	4
NY Rangers	6	0	1	1	0
Ottawa	6	2	1	3	2
Philadelphia	6	1	0	1	0
Pittsburgh	7	2	1	3	0
San Jose	9	2	1	3	7
St. Louis	19	3	3	6	8
Tampa Bay	5	0	2	2	7
Toronto	6	0	2	2	2
Vancouver	23	6	1	7	20
Washington	6	1	1	2	0
Winnipeg	7	1	1	2	0
NHL Totals	366	69	59	128	172

88 LEFT WING

JAMIE McGINN

Born AUG 5, 1988 in Fergus,ON 6 ft. 1 in. 205 lbs.

CAREER STATS

Worcester for their second-round series against Providence; shared the team lead with four goals in six postseason games… **2007-08:** Served as team captain for Ottawa in his final season in the Ontario Hockey League • Led the 67's with 29 goals and tied for the team lead with 58 points (29+29) in 51 games • Was also first on the team in plus/minus (plus-10) and power-play goals (11) • Went on to lead Ottawa in playoff scoring as well with four points (2+2) in four postseason contests • Was assigned to Worcester 3/28 and appeared in eight AHL contests… **2006-07:** Named a Third-Team OHL All-Star after leading Ottawa in goals (46) and points (89) in 68 games • His 46 goals ranked seventh in the OHL and he tied for eighth in power-play goals with 21 • Played in the OHL All-Star Classic, where he had two points (1+1) and was plus-3 • Named OHL Player of the Week for the period ending 12/17 • Led Ottawa with five goals (5+1) in five playoff contests • Joined Worcester after Ottawa was eliminated in the first round of the OHL playoffs • Appeared in four regular-season games and six Calder Cup Playoff contests for the AHL Sharks… **2005-06:** Totaled 57 points (26+31) and 113 penalty minutes in 65 games for Ottawa • Won the "Fastest Skater" competition in the Prospects Skills Competition • Represented Canada at the IIHF World Under-18 Hockey Championship… **2004-05:** Appeared in 59 games for Ottawa during his first OHL season • Played for Team Ontario at the Under-17 Tournament.

CAREER STATS

			REGULAR SEASON											PLAYOFFS				
SEASON	**TEAM**	**LEAGUE**	**GP**	**G**	**A**	**P**	**+/-**	**PIM**	**PP**	**SH**	**GW**	**S**	**S%**	**GP**	**G**	**A**	**P**	**PIM**
2004-05	Ottawa	OHL	59	10	12	22	4	35	3	0	–	–	–	18	4	7	11	0
2005-06	Ottawa	OHL	65	26	31	57	-11	113	8	2	5	–	–	6	2	2	4	4
	Canada	WJ18	7	2	1	3	–	10	–	–	–	–	–	–	–	–	–	–
2006-07	Ottawa	OHL	68	46	43	89	-4	49	21	3	2	–	–	5	5	1	6	2
	Worcester	AHL	4	1	1	2	-1	4	0	0	0	5	20.0	6	0	0	0	8
2007-08	Ottawa	OHL	51	29	29	58	10	54	11	3	6	–	–	4	2	2	4	4
	Worcester	AHL	8	0	2	2	-4	0	0	0	0	17	0.0	8	0	2	2	0
2008-09	**San Jose**	**NHL**	**35**	**4**	**2**	**6**	**-6**	**2**	**1**	**0**	**1**	**27**	**14.8**	**--**	**--**	**--**	**--**	**--**
	Worcester	AHL	47	19	11	30	4	52	8	0	1	147	12.9	6	4	0	4	19
2009-10	**San Jose**	**NHL**	**59**	**10**	**3**	**13**	**-3**	**38**	**0**	**0**	**2**	**76**	**13.2**	**15**	**0**	**0**	**0**	**8**
	Worcester	AHL	27	7	14	21	5	15	4	1	3	71	9.9	–	–	–	–	–
2010-11	**San Jose**	**NHL**	**49**	**1**	**5**	**6**	**-6**	**33**	**0**	**0**	**0**	**63**	**1.6**	**7**	**0**	**1**	**1**	**30**
	Worcester	AHL	30	9	11	20	-7	27	3	2	2	78	11.5	–	–	–	–	–
2011-12	**San Jose**	**NHL**	**61**	**12**	**12**	**24**	**1**	**26**	**3**	**0**	**0**	**104**	**11.5**	**--**	**--**	**--**	**--**	**--**
	Colorado	**NHL**	**17**	**8**	**5**	**13**	**-4**	**11**	**3**	**0**	**2**	**55**	**14.6**	**--**	**--**	**--**	**--**	**--**
2012-13	**Colorado**	**NHL**	**47**	**11**	**11**	**22**	**-13**	**26**	**3**	**0**	**2**	**128**	**8.6**	**--**	**--**	**--**	**--**	**--**
2013-14	**Colorado**	**NHL**	**79**	**19**	**19**	**38**	**-3**	**30**	**5**	**0**	**3**	**167**	**11.4**	**7**	**2**	**3**	**5**	**2**
2014-15	**Colorado**	**NHL**	**19**	**4**	**2**	**6**	**-9**	**6**	**1**	**0**	**0**	**36**	**11.1**	**--**	**--**	**--**	**--**	**--**
	NHL Totals		**366**	**69**	**59**	**128**	**-43**	**172**	**16**	**0**	**10**	**656**	**10.5**	**29**	**2**	**4**	**6**	**40**
	Buffalo Totals		**--**	**--**	**--**	**--**	**--**	**--**	**--**	**--**	**--**	**--**	**--**	**--**	**--**	**--**	**--**	**--**

26 LEFT WING

MATT MOULSON

Born **NOV 1, 1983** in North York, ONT **6** ft. **1** in. **212** lbs.

CAREER GAME HIGHLIGHTS

GOALS:	4, 12/3/11 at DAL
ASSISTS:	3, (2x). Most recent: 2/16/13 vs. NJD
POINTS:	4, (2x). Most recent: 2/16/13 vs. NJD (1+3)
PENALTY MINUTES:	4, (6x). Most recent: 3/31/14 at LAK
LONGEST POINT STREAK:	8 games, 1/28/14 vs. WSH to 3/9/14 vs. STL (3+7)

CAREER TRANACTIONS

Signed by Buffalo as an unrestricted free agent, July 1, 2014; Acquired by Minnesota from Buffalo with Cody McCormick in exchange for Torrey Mitchell, a second-round pick in the 2014 NHL Draft and a second-round pick in the 2016 NHL Draft, March 5, 2014; Acquired by Buffalo from NY Islanders with a first-round pick in the 2015 NHL Draft and a second-round pick in the 2015 NHL Draft in exchange for Thomas Vanek, October 27, 2013; Signed by NY Islanders as an unrestricted free agent, July 6, 2009; Signed by Los Angeles as an unrestricted free agent, September 1, 2006; Selected by Pittsburgh in the ninth round (263rd overall) of the 2003 NHL Draft.

SEASON STATS 2014-15

Games missed due to injury: five; three – illness (12/20-12/23), two – illness (4/3-4/4) • Recorded an assist in his 400th NHL game vs. ANA (10/13) • Scored a goal vs. NYR (2/20) for his 300th career NHL point • Had three separate three-game point streaks (11/11-11/15, 2/19-2/22, 3/30-4/6) • Notched two assists and tied his career high with a plus-4 rating vs. VAN (2/26).

CAREER STATS

2013-14: Tallied more than 50 points (23+28) for the third time in his career • Recorded points in a career-best eight consecutive games (3+7; 1/28-3/9) surrounding his midseason trade to Minnesota • Led Sabres in goals (17) and points (36) at time of trade • Missed four games with an upper-body injury (2/1-2/6) • His first eight points with Sabres came in four two-point outings in seven-game span (10/28-11/12) • Scored twice in his Sabres debut vs. DAL (10/28)… **2014 Playoffs:** Scored a goal and led Wild with five shots in Game 5 at COL (4/26) • Missed last two games with lower body injury… **2012-13:** Led the Islanders in assists (29), placed second in points (44) and third in goals (15) during his fourth season with the team • Tied for seventh in the NHL and placed second on the team in power-play goals (8) • Had 13 multi-point games, including a four-point effort (1+3) that tied his career high vs. NJD (2/16) • Scored his 200th NHL point (assist) at BUF (2/23) • Had a five-game assist streak (3/9-3/19) • Appeared in his 300th NHL game vs. WSH (3/9) • Missed a game (flu) for the first time in his Islanders career and saw his consecutive games-played streak come to an end vs. TBL (4/6)… **2013 Playoffs:** Made his Stanley Cup Playoffs debut, scoring three points (2+1) in six games during the Eastern Conference Quarterfinals against Pittsburgh… **2011-12:** Established career highs in goals (36), assists (33) and points (69) in 82 games during his third season with the Islanders and sixth professional campaign • Ranked 10th in the NHL in goals • Eclipsed the 30-goal mark for the third-straight season, becoming the first Islander to do so since Ziggy Palffy (1995-96 to 1997-98) • Appeared in all 82 games for the third-straight year, extending his consecutive games-played streak to 246 • Finished second on the team in power-play scoring with 24 points (14+10) • Tied for third in the league with 14 power-play goals • Scored the first goal of the game an NHL-high 12 times and ranked second in the league with 23 road goals • Recorded 17 multi-point games, including one four-point effort and three three-point performances • Had a team-best five-game goal streak, scoring eight goals from 11/26-12/6 and a six-game point streak (8+3) from 11/26-12/8 • Netted his first career four-goal game at DAL (12/3) • Named the NHL's First Star of the Week (6+1) for the period ending 12/4 • Scored his 100th NHL goal at TBL (3/24)… **2010-11:** Recorded 53 points (31+22), marking his second-straight 30-goal season • Finished second on the team in goals and tied for second in points • Skated in all 82 games for the second-straight season • Tied for the team lead in power-play goals (9), tied for second in game-winning goals (3) and ranked second in shots (237) • Had 12 multi-point games, including a trio of three-point efforts • Recorded his first three-assist game vs. BUF (1/15) • Scored two goals against his brother-in-law (J. Quick) vs. LAK (2/19) • Scored his second NHL hat trick vs. FLA (2/21) • Recorded his 100th NHL point at TOR (2/22), extending his point streak to four games (6+1)… **2009-10:** Led the team in goals (30) • Was one of three Islanders to play in all 82 games (Streit & Tavares) • Ranked 24th in the NHL and led the Islanders in game-winning goals (5) • Logged a four-game goal-scoring streak (10/12-10/21) • Recorded his first career hat trick at ATL (12/3); it was the first Islanders natural hat trick since Jason Blake (12/19/06 at NYR) • Played his 100th NHL game at ANA (3/19) • Reached the 30-goal mark for

MOULSON vs. NHL

TEAM	GP	G	A	P	PIM
Anaheim	13	3	7	10	4
Arizona	11	1	4	5	8
Boston	23	8	9	17	10
Buffalo	16	7	8	15	0
Calgary	7	6	0	6	4
Carolina	22	8	14	22	2
Chicago	7	1	3	4	2
Colorado	7	0	2	2	4
Columbus	12	1	2	3	0
Dallas	11	8	6	14	0
Detroit	11	5	4	9	4
Edmonton	7	2	4	6	2
Florida	22	6	4	10	2
Los Angeles	10	4	4	8	6
Minnesota	7	0	2	2	2
Montreal	21	9	5	14	2
Nashville	7	0	3	3	4
New Jersey	31	8	5	13	2
NY Islanders	4	3	1	4	2
NY Rangers	29	11	11	22	4
Ottawa	21	5	9	14	4
Philadelphia	29	4	9	13	4
Pittsburgh	30	6	8	14	4
San Jose	13	3	3	6	2
St. Louis	11	3	2	5	0
Tampa Bay	19	6	8	14	0
Toronto	24	16	8	24	6
Vancouver	8	4	3	7	0
Washington	21	5	7	12	2
Winnipeg	20	11	7	18	8
NHL Totals	474	154	162	316	94

26 LEFT WING

MATT MOULSON

Born **NOV 1, 1983** in North York, ONT **6** ft. **1** in. **212** lbs.

CAREER STATS

the first time in his career vs. PIT (4/11)… **2008-09:** Had one point (1+0) and two penalty minutes in seven games with Los Angeles • Led Manchester (AHL) in goals (21) and power-play goals (11) • Ranked third on Manchester in points and fourth with in assists • His lone goal for Los Angeles was the game-winner vs. ANA (10/14)… **2007-08:** Recorded nine points (5+4) and four penalty minutes in 22 games as a rookie with Los Angeles • Became the 16th player in Kings history to score in his NHL debut on at SJS (11/20) • Recorded his first NHL point (assist) vs. ANA (11/15) • Scored in consecutive games at PHI (1/29) and at NYI (1/31) • Was recalled from Manchester four times during the season • His 28 goals ranked second on Manchester, while his 14 power-play goals ranked third on the team… **2008 Playoffs:** Appeared in four Calder Cup Playoff games with Manchester, recording two goals and four penalty minutes… **2006-07:** Led Manchester with 77 games played, 25 goals and a plus-26 rating • Tied for the team lead with 57 points, 11 power-play goals and two shorthanded goals • Finished second on the club with 32 assists… **2007 Playoffs:** Recorded five points (2+3) in 16 postseason games with Manchester… **2005-06:** Appeared in 35 games as a senior and team captain at Cornell University and led his team with 18 goals and 38 points; it was the third consecutive season that he led Cornell in both categories • Also led his club with 11 power-play goals and four game-winning goals • Finished his four-year tenure at Cornell with 138 points (71+67) in 134 games… **2004-05:** Appeared in 34 games with Cornell and led the team with 22 goals and 42 points • His 20 assists ranked second on the team • Also led the club with 12 power-play goals and was tied for second with four game-winning goals… **2003-04:** Appeared in 32 games as a sophomore at Cornell and led the team with 18 goals and 35 points • His 17 assists ranked second on the team • Also led the club with four game-winning goals and was tied for first with six power-play goals… **2002-03:** Appeared in 33 games at Cornell as a freshman, notching 23 points (13+10) • His 13 goals were tied for second on the club, while his 23 points, 13 goals and four power-play goals led all Cornell freshmen… **2001-02:** Appeared in 42 games with Guelph of the Mid-Western Junior B Hockey League and notched 102 points (56+46) and 80 penalty minutes • His 56 goals and 102 points were both second-most in the league • Named MWJHL Co-MVP with Cambridge's Aran Myers.

CAREER STATS

			REGULAR SEASON											PLAYOFFS				
SEASON	**TEAM**	**LEAGUE**	**GP**	**G**	**A**	**P**	**+/-**	**PIM**	**PP**	**SH**	**GW**	**S**	**S%**	**GP**	**G**	**A**	**P**	**PIM**
2001-02	Guelph	OHA	42	56	46	102	–	80	–	–	–	–	–	–	–	–	–	–
2002-03	Cornell	ECAC	33	13	10	23	–	22	–	–	–	–	–	–	–	–	–	–
2003-04	Cornell	ECAC	32	18	17	35	–	37	–	–	–	–	–	–	–	–	–	–
2004-05	Cornell	ECAC	34	22	20	42	–	33	–	–	–	–	–	–	–	–	–	–
2005-06	Cornell	ECAC	35	18	20	38	–	14	–	–	–	–	–	–	–	–	–	–
2006-07	Manchester	AHL	77	25	32	57	26	23	11	2	1	–	–	16	2	3	5	8
2007-08	Manchester	AHL	57	28	28	56	5	29	14	0	–	–	–	4	2	0	2	4
	Los Angeles	**NHL**	**22**	**5**	**4**	**9**	**2**	**4**	**0**	**0**	**0**	**35**	**14.3**	**--**	**--**	**--**	**--**	**--**
2008-09	Manchester	AHL	54	21	26	47	3	35	11	1	1	–	–	–	–	–	–	–
	Los Angeles	**NHL**	**7**	**1**	**0**	**1**	**-4**	**2**	**0**	**0**	**1**	**6**	**16.7**	**--**	**--**	**--**	**--**	**--**
2009-10	**NY Islanders**	**NHL**	**82**	**30**	**18**	**48**	**-1**	**16**	**8**	**0**	**5**	**208**	**14.4**	**--**	**--**	**--**	**--**	**--**
2010-11	**NY Islanders**	**NHL**	**82**	**31**	**22**	**53**	**-10**	**24**	**9**	**0**	**3**	**237**	**13.1**	**--**	**--**	**--**	**--**	**--**
2011-12	**NY Islanders**	**NHL**	**82**	**36**	**33**	**69**	**1**	**6**	**14**	**0**	**5**	**219**	**16.4**	**--**	**--**	**--**	**--**	**--**
2012-13	**NY Islanders**	**NHL**	**47**	**15**	**29**	**44**	**-3**	**4**	**8**	**0**	**0**	**154**	**9.7**	**6**	**2**	**1**	**3**	**10**
2013-14	**Buffalo**	**NHL**	**44**	**11**	**18**	**29**	**-8**	**20**	**3**	**0**	**2**	**105**	**10.5**	**--**	**--**	**--**	**--**	**--**
	Minnesota	**NHL**	**20**	**6**	**7**	**13**	**7**	**8**	**1**	**0**	**3**	**43**	**14.0**	**10**	**1**	**2**	**3**	**4**
	NY Islanders	**NHL**	**11**	**6**	**3**	**9**	**3**	**6**	**5**	**0**	**0**	**28**	**21.4**	**--**	**--**	**--**	**--**	**--**
2014-15	**Buffalo**	**NHL**	**77**	**13**	**28**	**41**	**-11**	**4**	**3**	**0**	**2**	**156**	**8.3**	**--**	**--**	**--**	**--**	**--**
	NHL Totals		**474**	**154**	**162**	**316**	**-24**	**94**	**51**	**0**	**21**	**1,191**	**12.9**	**16**	**1**	**2**	**3**	**4**
	Buffalo Totals		**121**	**24**	**46**	**70**	**-19**	**24**	**6**	**0**	**4**	**261**	**9.2**	**--**	**--**	**--**	**--**	**--**

90 CENTER

RYAN O'REILLY

Born **FEB 7, 1991** in Clinton, ON **6** ft. **1** in. **210** lbs.

CAREER GAME HIGHLIGHTS

GOALS:	2, (4x). Most recent: 1/11/14 at MIN
ASSISTS:	3, (4x). Most recent: 2/25/12 at DET
POINTS:	3, (6x). Most recent: 3/25/15 at EDM (1+2)
PENALTY MINUTES:	4, (3x). Most recent: 1/2/12 at LAK
LONGEST POINT STREAK:	8 games, 3/14/15 vs. CGY to 3/30/15 vs. EDM (5+8)

CAREER TRANACTIONS

Acquired by Buffalo from Colorado with Jamie McGinn in exchange for Nikita Zadorov, Mikhail Grigorenko, J.T. Compher and a second-round pick in the 2015 NHL Draft, June 26, 2015; Selected by Colorado in the second round (33rd overall) of the 2009 NHL Draft.

SEASON STATS 2014-15

Appeared in all 82 games for the Avalanche for the first time in his career • Tied for the league lead with 98 takeaways, marking his third time leading the NHL in that category • Led Colorado skaters in faceoff percentage (53.3%) and shorthanded points (1+1) • Ranked first among Avalanche forwards and 14th among NHL forwards in average ice time (19:43) • Recorded his 200th NHL point (assist) vs. TOR (11/6) • Scored his fifth career overtime goal vs. PHI (12/31) • Appeared in his 400th NHL game vs. NYR (2/12) • Won a career-high 20 faceoffs vs. LAK (2/18), going 20-for-26 (76.9%) • Tied his career high with a three-game goal streak from 3/14-3/20 • Had a career-best eight-game point streak (5+8) from 3/14-3/30 • Scored his fourth career shorthanded goal at ANA (3/20) • Equaled his career best with three points (1+2) at EDM (3/25) • Named the NHL's Third Star of the Week for 3/23-3/29 after leading the league with eight points (1+7) in four games • Led the team with 17 points (5+12) in March, his personal high for a single month.

CAREER STATS

2013-14: Was the recipient of the Lady Byng Memorial Trophy for "sportsmanship and gentlemanly conduct combined with a high standard of playing ability" • Became only the second player in franchise history to win the Lady Byng Trophy, joining Joe Sakic (2001) • Led the team with a career-high 28 goals, the most by an Avalanche player since 2009-10 (Chris Stewart, 28) • Also led the club in power-play goals (9) and game-winners (6-tied) and ranked first among Avalanche forwards in ice time (19:49) • Finished third on the team with a career-high 64 points • Had a team-high 22 points (9+13) on the power play • Was called for just one minor penalty all season, joining Butch Goring (1977-78, Los Angeles) as the only players ever to receive two or fewer PIM over 80 or more games • Led the NHL with 83 takeaways, the second time in his career that he's paced the league in that category (2011-12); it also marked the fourth time in his career that he's led the team in takeaways (each of his four full seasons) • Scored his third career overtime goal at PHX (11/21) • Had a goal and an assist in his 300th career game at LAK (12/21) • Missed two games (1/8-1/10) due to a shoulder injury • Tied his career high with two goals at MIN (1/11), his first multi-goal game since 12/4/11 vs. DET • Recorded his 100th career assist vs. BUF (2/1) • Tallied his second OVERTIME goal of the season and fourth of his career at NJD (2/3) • Scored 20 seconds into the first period at WPG (3/19), the fastest goal to begin a game by an Avalanche player in 2013-14 • Committed his only penalty of the season (playing with a broken stick) in his 72nd game vs. SJS (3/29); that snapped a streak of 74 consecutive games without a penalty dating back to 4/23/13, the longest such streak by an NHL forward since Kyle Wellwood went 159 straight without an infraction from 2006-2009 • Logged a career-high 26:10 of ice time vs. PIT (4/6)… **2013 Playoffs:** Finished third on the Avalanche in postseason scoring with six points (2+4) in seven playoff contests • Tied for the team lead with a plus-3 rating • Notched his first career playoff multi-point game with two assists in Game 6 at MIN (4/28)… **2012-13:** Ranked 23rd in the NHL in faceoff percentage (52.8%) • Scored three power-play goals, tied for second on the club • Despite missing the first five weeks of the season, still finished fourth among Colorado skaters in assists and tied for fifth in points • Made his season debut at CBJ (3/3) • Logged a career-high nine shots vs. CHI (3/8) • Tallied three points (1+2) and was plus-4 in eight games at 2013 IIHF World Championship in Stockholm and Helsinki • Led the entire tournament by winning 75 percent of his faceoffs (24-for-32)… **2011-12:** Was Colorado's leading scorer with 55 points (18+37) in 81 games • Led all NHL players with 101 takeaways, which set a new team record • Paced the Avalanche in assists and ranked first among Colorado forwards in ice time (19:31) • Named the NHL's Second Star of the Week for 11/28-12/4 • Appeared in his 200th NHL game at NSH (1/12), becoming the youngest player in franchise history to do so (20 years, 339 days) • Scored his first career overtime goal vs. FLA (1/18) • Missed his only game of the year vs. MIN (1/24) due to illness • Scored with two seconds left in overtime (4:58) vs. CAR (2/10) •

O'REILLY VS. NHL

TEAM	GP	G	A	P	PIM
Anaheim	18	6	6	12	2
Arizona	19	6	6	12	6
Boston	6	2	1	3	2
Buffalo	7	2	6	8	2
Calgary	26	3	13	16	6
Carolina	8	2	2	4	0
Chicago	25	8	11	19	2
Colorado	0	0	0	0	0
Columbus	17	4	6	10	6
Dallas	24	2	10	12	2
Detroit	19	3	8	11	4
Edmonton	26	7	10	17	2
Florida	8	4	5	9	0
Los Angeles	19	4	5	9	6
Minnesota	29	6	6	12	2
Montreal	7	3	3	6	0
Nashville	22	5	5	10	4
New Jersey	8	3	2	5	0
NY Islanders	7	0	1	1	2
NY Rangers	8	0	4	4	2
Ottawa	6	2	6	8	0
Philadelphia	7	2	3	5	0
Pittsburgh	8	1	1	2	2
San Jose	19	2	8	10	6
St. Louis	21	5	9	14	2
Tampa Bay	8	3	3	6	4
Toronto	7	2	4	6	0
Vancouver	26	0	10	10	0
Washington	7	0	1	1	0
Winnipeg	15	3	1	4	0
NHL Totals	427	90	156	246	64

90 CENTER

RYAN O'REILLY

Born **FEB 7, 1991** in Clinton, ON **6** ft. **1** in. **210** lbs.

CAREER STATS

Surpassed the 100-point mark for his career with three assists at DET (2/25) • Collected four points (2+2) and was a plus-3 in seven games at the 2012 IIHF World Championship… **2010-11:** Led Colorado in takeaways for the second straight year with 72 • Had just five goals in his first 56 games but scored eight in his final 18 contests • Recorded his first career three-point game (0+3) at CGY (10/28) • Appeared in his 100th NHL game vs. NYR (11/19) • Suffered a shoulder injury at MIN (1/14), forcing him to miss seven games from 1/8-2/5… **2009-10:** Tied for the team lead with 81 games played as a rookie • Was the first non-first-round draft pick to immediately make the NHL in his post-draft year since 2003-04 (Dan Fritsche, Patrice Bergeron) • Led the Avalanche in takeaways (69) and ranked first among Colorado forwards in blocked shots (53-tied) • Made his NHL debut in the season opener vs. SJS (10/1), recording his first NHL point (assist); at 18 years, 236 days, he became the youngest player in Avalanche history at the time • Scored his first NHL goal, a game-winner, at MTL (10/15) • Had a seven-game point streak (2+7) from 10/12-10/24, the longest point streak by an NHL rookie in 2009-10 • Recorded his first career multi-goal game vs. CHI (11/6) • Scored two shorthanded goals vs. CBJ (2/2); became the first NHL rookie to score two shorthanded goals in one game since Jordan Staal (PIT) on 10/21/06 • Missed only one game during the year, vs. STL (2/8), with a foot injury • Signed a three-year, entry-level contract prior to the season (9/21)… **2009 Playoffs:** Appeared in all six postseason games for Colorado, tallying one goal • Made his Stanley Cup Playoffs debut in Game 1 of the WCQF at SJS (4/14) • Scored the winning goal 51 seconds into overtime for his first career playoff goal in Game 3 vs. SJS (4/18); it was the quickest overtime goal by an Avalanche player in the Stanley Cup Playoffs since Joe Sakic (0:24) on 5/21/01… **2008-09:** Recorded 66 points (16+50) in 68 games while serving as alternate captain for the Erie Otters (OHL) • Led the club in assists and shared the team lead in points • Tied for third in the league with four shorthanded goals • Added five assists in five playoff contests • Participated in the 2009 OHL All-Star Classic and the CHL Top Prospects Game • Represented the OHL at the 2008 Canada-Russia Challenge • Voted the "Best Penalty Killer" and finished second in the "Best on Faceoffs" category in the OHL Western Conference Coaches Poll • Served as captain for Team Canada at the 2009 IIHF World Under-18 Championship, totaling five points (2+3) in six games… **2007-08:** Was the first overall selection in the 2007 OHL Priority Draft • Recorded 52 points (19+33) in 61 games in his first year with Erie • Served as captain of Team Ontario at the 2008 World Under-17 Hockey Challenge, posting six assists in six games to lead his squad to the gold medal • Won a gold medal with Team Canada at the 2008 Under-18 Ivan Hlinka tournament in Slovakia.

CAREER STATS

			REGULAR SEASON											PLAYOFFS				
SEASON	**TEAM**	**LEAGUE**	**GP**	**G**	**A**	**P**	**+/-**	**PIM**	**PP**	**SH**	**GW**	**S**	**S%**	**GP**	**G**	**A**	**P**	**PIM**
2006-07	Toronto	GTHL	50	31	43	74	–	–	–	–	–	–	–	–	–	–	–	–
2007-08	Erie	OHL	61	19	33	52	-18	14	6	3	0	–	–	–	–	–	–	–
2008-09	Erie	OHL	68	16	50	66	1	26	5	4	3	–	–	5	0	5	5	2
	Canada	WJ18	6	2	3	5	–	0	–	–	–	–	–	–	–	–	–	–
2009-10	**Colorado**	**NHL**	**81**	**8**	**18**	**26**	**4**	**18**	**0**	**2**	**2**	**135**	**5.9**	**6**	**1**	**0**	**1**	**2**
2010-11	**Colorado**	**NHL**	**74**	**13**	**13**	**26**	**-7**	**16**	**2**	**1**	**0**	**119**	**10.9**	**--**	**--**	**--**	**--**	**--**
2011-12	**Colorado**	**NHL**	**81**	**18**	**37**	**55**	**-1**	**12**	**4**	**0**	**3**	**189**	**9.5**	**--**	**--**	**--**	**--**	**--**
	Canada	WC	7	2	2	4	3	4	0	0	0	–	–	–	–	–	–	–
2012-13	**Colorado**	**NHL**	**29**	**6**	**14**	**20**	**-3**	**4**	**3**	**0**	**0**	**66**	**9.1**	**--**	**--**	**--**	**--**	**--**
	Metallurg	KHL	12	5	5	10	–	2	–	–	–	–	–	–	–	–	–	–
	Canada	WC	8	1	2	3	4	0	0	0	0	–	–	–	–	–	–	–
2013-14	**Colorado**	**NHL**	**80**	**28**	**36**	**64**	**-1**	**2**	**9**	**0**	**6**	**201**	**13.9**	**7**	**2**	**4**	**6**	**0**
2014-15	**Colorado**	**NHL**	**82**	**17**	**38**	**55**	**-5**	**12**	**2**	**1**	**1**	**171**	**9.9**	**--**	**--**	**--**	**--**	**--**
	NHL Totals		**427**	**90**	**156**	**246**	**-13**	**64**	**20**	**4**	**12**	**881**	**10.2**	**13**	**3**	**4**	**7**	**2**
	Buffalo Totals		--	--	--	--	--	--	--	--	--	--	--	--	--	--	--	--

3 DEFENSE

MARK PYSYK

Born **JAN 11, 1992** in Sherwood Park, AB **6** ft. **1** in. **200** lbs.

CAREER GAME HIGHLIGHTS

GOALS:	1, (4x). Most recent: 2/24/15 at CBJ
ASSISTS:	2, (2x). Most recent: 11/15/13 vs. TOR
POINTS:	2, (2x). Most recent: 11/15/13 vs. TOR (0+2)
PENALTY MINUTES:	4, 10/28/13 vs. DAL
LONGEST POINT STREAK:	2 games (2x). Most recent: 2/24/15 at CBJ to 2/26/15 vs. VAN (1+1)

CAREER TRANACTIONS

Selected by Buffalo in the first round (23rd overall) of the 2010 NHL Draft.

SEASON STATS 2014-15

Games missed due to injury: four – upper body (10/9-10/14) • Had two blocked shots in 19:58 of ice time in his season debut at BOS (12/21) • Scored his first NHL goal of the season and was a plus-2 at OTT (12/29) • Scored a goal and finished with a career-high plus-3 rating at CBJ (2/24) • Appeared in 54 games for Rochester, tallying three goals and tying a career high with 14 assists in his third AHL season.

CAREER STATS

2013-14: Averaged 19:37 TOI per game, ranking fifth among NHL rookies • Scored the GWG in overtime and recorded five shots on goal vs. PHX (12/23) • Notched two assists vs. TOR (11/15) • Logged a career-high 24:50 TOI at NYI (10/15) • Tallied his first point of the season with an assist at CHI (10/14) • Recorded 12 points (1+11) in 31 AHL regular-season games with Rochester; added 14 penalty minutes in five playoff games… **2012-13:** Recorded two assists at PIT (4/23) for his first career multi-point game • Scored his first NHL goal vs. NYR (4/19) • Logged a career-high 20:46 TOI at BOS (4/17) • Tallied an assist in back-to-back games for his first and second NHL points (4/2 at PIT and 4/5 vs. OTT) • Made his NHL debut at WSH (3/17), logging 14:55 TOI while registering one shot on goal and two blocked shots • Registered his first NHL point with an assist at PIT (4/2) • Recalled 3/17 from Rochester (AHL) • Tied for lead among all Rochester Americans (AHL) skaters with a plus-8 rating • Registered his first pro assist against Grand Rapids (10/19) • Scored his first professional goal in his AHL debut against Syracuse (10/12) • Notched his first professional multi-point game with a goal and an assist against Toronto (12/15) • Collected two PIM while appearing in all three playoff games for Rochester • Was plus-2 in his professional playoff debut in Game 1 of the Western Conference Quarterfinals at Toronto (4/27)… **2011-12:** Completed his fourth season with the Edmonton Oil Kings (WHL), finishing second in scoring among team defensemen with 38 points (6+32) in 57 games • Added 11 points (3+8) in 20 postseason appearances, leading Edmonton to the Ed Chynoweth Cup as WHL champions • Became the second straight Buffalo Sabres defensive prospect to captain his team to a WHL title after Brayden McNabb guided Kootenay to the 2011 championship • Took the Oil Kings to the Memorial Cup tournament, where they finished in fourth place… **2010-11:** Appeared in four postseason games in the 2011 WHL Playoffs • Posted his finest season of junior hockey, collecting career-highs in assists (34), points (40) and penalty minutes (88) in 63 games with the Oil Kings • Led all Edmonton defensemen in scoring for second straight season and ranked fifth overall among Oil Kings skaters in scoring • His plus/minus rating of plus-29 was also the second highest on the team and the best of his career • Named team captain before the start of the regular season • Captured bronze with Team Canada at the 2012 World Junior Championship in Alberta… **2009-10:** Edmonton's top scoring defenseman with 24 points (7+17), despite just playing 48 games • Scored a career-high seven goals, including two on the power play, before suffering a broken foot that sidelined him the rest of the season • Named Edmonton's team MVP at the close of the regular season… **2008-09:** Dressed for 61 games for Edmonton, compiling 20 points (5+15) to finish second in scoring among Oil Kings blueliners • Three of his five goals were scored on the power play • Won a gold medal with Team Canada at the 2009 Ivan Hlinka Memorial Tournament in Slovakia… **2007-08:** Finished his rookie season in Edmonton, recording three points (1+2) in 14 games • Began the campaign with his hometown Sherwood Park Crusaders (AJHL), appearing in one game.

PYSYK vs. NHL

TEAM	GP	G	A	P	PIM
Anaheim	2	0	1	1	0
Arizona	1	1	0	1	0
Boston	4	0	0	0	0
Buffalo	0	0	0	0	0
Calgary	0	0	0	0	0
Carolina	0	0	0	0	0
Chicago	1	0	1	1	0
Colorado	1	0	0	0	0
Columbus	3	1	0	1	2
Dallas	1	0	0	0	4
Detroit	4	0	1	1	2
Edmonton	0	0	0	0	0
Florida	2	0	0	0	0
Los Angeles	2	0	0	0	0
Minnesota	2	0	0	0	2
Montreal	5	0	0	0	2
Nashville	1	0	0	0	0
New Jersey	3	0	0	0	0
NY Islanders	3	0	0	0	0
NY Rangers	3	1	0	1	2
Ottawa	5	1	1	2	2
Philadelphia	2	0	0	0	2
Pittsburgh	3	0	3	3	0
San Jose	1	0	0	0	0
St. Louis	1	0	0	0	0
Tampa Bay	5	0	0	0	0
Toronto	6	0	3	3	0
Vancouver	2	0	1	1	0
Washington	4	0	0	0	0
Winnipeg	3	0	0	0	0
NHL Totals	70	4	11	15	18

3 DEFENSE

MARK PYSYK

Born JAN 11, 1992 in Sherwood Park, AB 6 ft. 1 in. 200 lbs.

CAREER STATS

			REGULAR SEASON											PLAYOFFS				
SEASON	TEAM	LEAGUE	GP	G	A	P	+/-	PIM	PP	SH	GW	S	S%	GP	G	A	P	PIM
2007-08	Sherwood Park	AMHL	34	10	10	20	–	60	–	–	–	–	–	2	1	0	1	16
	Edmonton	WHL	14	1	2	3	-8	8	0	0	–	–	–	–	–	–	–	–
2008-09	Edmonton	WHL	61	5	15	20	-5	27	3	0	–	–	–	4	0	0	0	2
2009-10	Edmonton	WHL	48	7	17	24	-19	47	2	0	–	–	–	–	–	–	–	–
2010-11	Edmonton	WHL	63	6	34	40	29	88	1	0	–	–	–	4	0	0	0	6
2011-12	Edmonton	WHL	57	6	32	38	15	83	1	0	–	–	–	24	3	11	14	28
2012-13	Rochester	AHL	57	4	14	18	8	20	0	0	0	67	6.0	3	0	0	0	2
	Buffalo	**NHL**	**19**	**1**	**4**	**5**	**-7**	**0**	**1**	**0**	**0**	**21**	**4.8**	--	--	--	--	--
2013-14	Rochester	AHL	31	1	11	12	5	28	1	0	0	37	2.7	5	0	0	0	14
	Buffalo	**NHL**	**44**	**1**	**6**	**7**	**-11**	**16**	**0**	**0**	**1**	**51**	**2.0**	--	--	--	--	--
2014-15	Rochester	AHL	54	3	14	17	-2	32	0	0	0	76	3.9	–	–	–	–	–
	Buffalo	**NHL**	**7**	**2**	**1**	**3**	**4**	**2**	**0**	**0**	**1**	**4**	**50.0**	--	--	--	--	--
	NHL Totals		**70**	**4**	**11**	**15**	**-14**	**18**	**1**	**0**	**2**	**76**	**5.3**	--	--	--	--	--
	Buffalo Totals		**70**	**4**	**11**	**15**	**-14**	**18**	**1**	**0**	**2**	**76**	**5.3**	--	--	--	--	--

23 CENTER

SAM REINHART

Born **NOV 6, 1996** in North Vancouver, BC **6** ft. **0** in. **189** lbs.

CAREER GAME HIGHLIGHTS

GOALS:	N/A
ASSISTS:	1, 10/25 at SJS
POINTS:	1, 10/25 at SJS
PENALTY MINUTES:	2, 10/22 at ANA
LONGEST POINT STREAK:	N/A

CAREER TRANACTIONS

Selected by Buffalo in the first round (second overall) of the 2014 NHL Draft.

SEASON STATS 2014-15

Logged 13:37 of ice time in his first career NHL game vs. CBJ (10/9); became the third-youngest player (18 years, 338 days) ever to dress for the Sabres on opening day • Recorded his first NHL point with an assist at SJS (10/25) • Notched two assists in his AHL debut vs. Utica (4/17) • Had an assist at Adirondack (4/19) • Named a WHL Second Team All-Star • Scored the game-winning goal for Team Canada in the gold medal game at the 2015 World Junior Championship • Tied for the tournament lead in both goals (5) and points (11) at the 2015 World Junior Championship • Named to the tournament All-Star Team at the 2015 World Junior Championship • Led the Kootenay Ice (WHL) in points per game (1.38).

CAREER STATS

2013-14: Tied for fourth in the WHL in scoring with 105 points and ranked second with 69 assists • Awarded the CHL Sportsman of the Year • Was named WHL Player of the Year • Won the WHL Sportsmanlike Player of the Year award • Led the Kootenay Ice and finished tied for fourth in the WHL with 105 points (36+69) in 60 games • Named captain of the Kootenay Ice (WHL) • Selected as a WHL First-Team All-Star… **2012-13:** Was named a WHL Second-Team All-Star after leading Kootenay with 85 points (35+50) in 72 games in his second full WHL season… **2011-12:** Finished his first full WHL season with 62 points (28+34) and only two penalty minutes in 67 games • Won the WHL Rookie of the Year Award… **2010-11:** Won the WHL Championship as a member of the Kootenay Ice.

REINHART vs. NHL

TEAM	GP	G	A	P	PIM
Anaheim	2	0	0	0	2
Arizona	0	0	0	0	0
Boston	1	0	0	0	0
Buffalo	0	0	0	0	0
Calgary	0	0	0	0	0
Carolina	1	0	0	0	0
Chicago	1	0	0	0	0
Colorado	0	0	0	0	0
Columbus	1	0	0	0	0
Dallas	0	0	0	0	0
Detroit	0	0	0	0	0
Edmonton	0	0	0	0	0
Florida	1	0	0	0	0
Los Angeles	0	0	0	0	0
Minnesota	0	0	0	0	0
Montreal	0	0	0	0	0
Nashville	0	0	0	0	0
New Jersey	0	0	0	0	0
NY Islanders	0	0	0	0	0
NY Rangers	0	0	0	0	0
Ottawa	0	0	0	0	0
Philadelphia	0	0	0	0	0
Pittsburgh	0	0	0	0	0
San Jose	1	0	1	1	0
St. Louis	0	0	0	0	0
Tampa Bay	0	0	0	0	0
Toronto	1	0	0	0	0
Vancouver	0	0	0	0	0
Washington	0	0	0	0	0
Winnipeg	0	0	0	0	0
NHL Totals	**9**	**0**	**1**	**1**	**2**

CAREER STATS

			REGULAR SEASON											PLAYOFFS				
SEASON	**TEAM**	**LEAGUE**	**GP**	**G**	**A**	**P**	**+/-**	**PIM**	**PP**	**SH**	**GW**	**S**	**S%**	**GP**	**G**	**A**	**P**	**PIM**
2010-11	Vancouver	BCMML	34	38	40	78	–	6	–	–	–	–	–	–	–	–	–	–
	Kootenay	WHL	4	2	0	2	4	0	0	0	1	–	–	1	0	0	0	0
2011-12	Kootenay	WHL	67	28	34	62	16	2	6	0	5	–	–	4	1	1	2	0
	Canada	WJ18	7	2	4	6	1	0	–	–	–	–	–	–	–	–	–	–
2012-13	Kootenay	WHL	72	35	50	85	8	22	9	2	7	–	–	5	0	1	1	4
	Canada	WJ18	7	3	4	7	7	2	–	–	–	–	–	–	–	–	–	–
2013-14	Kootenay	WHL	60	36	69	105	24	11	12	2	6	–	–	13	6	17	23	2
	Canada	WJC	7	2	3	5	5	0	1	0	0	8	25.0	–	–	–	–	–
2014-15	Kootenay	WHL	47	19	46	65	6	20	7	1	2	–	–	7	6	3	9	8
	Buffalo	**NHL**	**9**	**0**	**1**	**1**	**-1**	**2**	**0**	**0**	**0**	**3**	**0.0**	--	--	--	--	--
	Canada	WJC	7	5	6	11	13	6	1	0	3	20	25.0	–	–	–	–	–
	Rochester	AHL	3	0	3	3	0	0	0	0	0	5	0.0	–	–	–	–	–
	NHL Totals		**9**	**0**	**1**	**1**	**-1**	**2**	**0**	**0**	**0**	**3**	**0.0**	--	--	--	--	--
	Buffalo Totals		**9**	**0**	**1**	**1**	**-1**	**2**	**0**	**0**	**0**	**3**	**0.0**	--	--	--	--	--

55 DEFENSE

RASMUS RISTOLAINEN

Born OCT 27, 1994 in Turku, FIN 6 ft. 3 in. 207 lbs.

CAREER GAME HIGHLIGHTS



GOALS: 1, (10x). Most recent: 3/30/15 at ARI
ASSISTS: 3, 4/3/15 vs. CHI
POINTS: 3, 4/3/15 vs. CHI (0+3)
PENALTY MINUTES: 4, 1/13/15 vs. DET
LONGEST POINT STREAK: 4 games, 3/26/15 vs. ARI to 4/3/15 vs. CHI (3+4)

CAREER TRANACTIONS

Selected by Buffalo in the first round (eighth overall) of the 2013 NHL Draft.

SEASON STATS 2014-15

Games missed due to injury: three; two – illness (12/29-12/31), one – flu (4/1) • Led the team in ice time in 12 games, averaging 20:36 for the season • Scored his first goal of the season at MIN (11/13) • Scored his second goal of the season and was named the game's third star vs. OTT (12/15) • Scored a power-play goal and skated a team-high 26:46 of ice time at BOS (12/21) • Set a new career high with 28:36 of ice time vs. NYR (3/14) • Scored a power-play goal and had 28:23 TOI at BOS (3/17) • Had two points (1+1) and finished with a plus-1 rating at COL (3/28) • Tallied a career-high three assists vs. CHI (4/3) • Recorded points in a career-best four straight games from 3/26-4/3 (3+4).

CAREER STATS

2013-14: Made his NHL debut vs. DET (10/2) • Scored his first NHL goal in the second period at FLA (10/25) • Played 34 games for the Sabres and registered four points (2+2) • Scored the gold medal-clinching goal for Finland at the 2014 World Junior Championship • Scored three goals and was a plus-1 for Finland at World Juniors • Played in 34 regular-season games for Rochester and recorded 20 points (6+14) • His 20 points ranked third among Amerks defensemen • Scored his first two AHL goals at Hamilton (11/27) • Recorded back-to-back two-point games (2+2) on 11/27 and 11/29 • Had a goal in two straight games (2/8-2/14) • Had two assists in five Amerks playoff games… **2012-13:** Appeared in 52 games for his hometown TPS Turku (SM-liiga), recording a career-high 15 points (3+12) • Led all TPS defensemen in scoring and finished seventh on the team in points • Earned 21:40 TOI per game, the most of any TPS blueliner • Joined the TPS U-20 team for the playoffs and had three points (2+1) and a plus-5 rating in five games • Had six points (4+2) in six games for Finland at the World Junior Championship… **2011-12:** Enjoyed a productive rookie campaign with TPS Turku; immediately earned a full-time roster spot out of camp and appeared in 40 professional games, notching eight points (3+5) • Averaged 16:33 TOI per game, including over 20 minutes in the first eight games of the season • Was held pointless in two postseason contests for Turku • Skated in eight games with TPS' U-20 team, finishing with four assists and a plus-4 rating • Played in seven games for Finland at the World Junior Championship and assisted on three goals while earning a plus-1 rating… **2010-11:** Played in one game with TPS Turku, making his SM-liiga debut as a 16-year-old and seeing 6:41 TOI • Spent much of the season with the TPS U-20 team, where he collected 12 assists and 30 penalty minutes in 27 games • Took the TPS U-18 squad to the SM-liiga Finals, tallying eight points (5+3) in 13 playoff appearances.

RISTOLAINEN vs. NHL

TEAM	GP	G	A	P	PIM
Anaheim	4	0	0	0	0
Arizona	2	2	0	2	0
Boston	5	2	0	2	0
Buffalo	0	0	0	0	0
Calgary	3	0	0	0	0
Carolina	3	0	0	0	0
Chicago	3	0	3	3	2
Colorado	2	1	1	2	0
Columbus	4	0	0	0	2
Dallas	3	0	0	0	0
Detroit	6	0	0	0	6
Edmonton	3	1	1	2	0
Florida	6	1	0	1	2
Los Angeles	4	0	0	0	0
Minnesota	2	1	0	1	2
Montreal	5	0	1	1	0
Nashville	3	1	0	1	0
New Jersey	4	0	0	0	2
NY Islanders	6	0	1	1	0
NY Rangers	5	0	0	0	0
Ottawa	4	1	0	1	2
Philadelphia	4	0	3	3	0
Pittsburgh	4	0	0	0	0
San Jose	3	0	1	1	4
St. Louis	3	0	0	0	0
Tampa Bay	7	0	1	1	4
Toronto	5	0	0	0	2
Vancouver	4	0	0	0	2
Washington	3	0	1	1	0
Winnipeg	2	0	1	1	2
NHL Totals	112	10	14	24	32

CAREER STATS

			REGULAR SEASON											PLAYOFFS				
SEASON	TEAM	LEAGUE	GP	G	A	P	+/-	PIM	PP	SH	GW	S	S%	GP	G	A	P	PIM
2009-10	TPS U18	FIN-U18	32	3	7	10	–	28	–	–	–	–	–	3	1	0	1	4
	TPS Jr.	FIN-Jr.	5	1	1	2	–	0	–	–	–	–	–	–	–	–	–	–
2010-11	TPS Jr.	FIN-Jr.	27	0	12	12	–	30	–	–	–	–	–	–	–	–	–	–
	TPS U18	FIN-U18	2	1	2	3	–	0	–	–	–	–	–	13	5	3	8	8
	TPS	SM-liiga	1	0	0	0	–	0	–	–	–	–	–	–	–	–	–	–
2011-12	TPS	SM-liiga	40	3	5	8	–	78	–	–	–	–	–	2	0	0	0	0
	TPS Jr.	FIN-Jr.	8	0	4	4	–	6	–	–	–	–	–	–	–	–	–	–
2012-13	TPS	SM-liiga	52	3	12	15	–	32	–	–	–	–	–	5	2	1	3	2
2013-14	Rochester	AHL	34	6	14	20	-2	22	4	1	0	66	9.1	5	0	2	2	2
	Buffalo	NHL	34	2	2	4	-15	6	0	0	0	52	3.8	--	--	--	--	--
	Finland	WJC	5	3	0	3	1	8	0	0	1	15	–	–	–	–	–	–
2014-15	Buffalo	NHL	78	8	12	20	-32	26	4	0	0	121	6.6	--	--	--	--	--
	NHL Totals		112	10	14	24	-47	32	4	0	0	173	5.8	--	--	--	--	--
	Buffalo Totals		112	10	14	24	-47	32	4	0	0	173	5.8	--	--	--	--	--

6 DEFENSE

MIKE WEBER

Born **DEC 16, 1987** in Pittsburgh, PA **6** ft. **2** in. **217** lbs.

CAREER GAME HIGHLIGHTS

GOALS: 2, 12/28/10 vs. EDM
ASSISTS: 3, 3/13/11 vs. OTT
POINTS: 3, (2x). Most recent: 3/13/11 vs. OTT (0+3)
PENALTY MINUTES: 17, (2x). Most recent: 3/10/13 at PHI
POINT STREAK: 4 games, 4/6/14 at PHI to 4/12/14 at BOS (1+3)

CAREER TRANACTIONS

Selected by Buffalo in the second round (57th overall) of the 2006 NHL Entry Draft.

SEASON STATS 2014-15

Games missed due to injury: 15; six – lower body (12/13-12/17), five – hernia (4/3-4/11), two – undisclosed (1/17-1/18), two – upper body (2/22-2/24) • Recorded a three-game point streak (0+3) from 11/15-11/22 • Skated a career-high 28:18 of ice time at BOS (3/17) • Appeared in his 300th career NHL game vs. NJD (3/20).

CAREER STATS

2013-14: Games missed due to injury: 10 – upper body (10/26-11/16) • Appeared in a career-high 68 NHL games • Recorded points in a career-best four consecutive games (1+3, 4/6-4/12) • Scored his first goal of the season vs. PHI (4/6) • Logged a season-high 22:52 TOI and an assist at BOS (4/12) • Played in his 200th career game at WPG (12/31) • Notched his first point of the season with an assist vs. WPG (12/17)… **2012-13:** Led Sabres skaters in average shorthanded TOI (2:47) and blocked shots (92), and ranked second in hits (122) and penalty minutes (70) • Scored his first goal of the season vs. OTT (3/16), his first since Jan. 21, 2012 at STL • Recorded a pair of assists vs. OTT (4/5), his first multi-point game since March 19, 2011 vs. ATL • Tallied an assist in consecutive games twice (1/29 vs. TOR and 1/31 at BOS; 2/28 at FLA and 3/2 vs. NJD)… **2011-12:** Games missed due to injury: 12; 11 – upper body (11/18-12/10), one – upper body (3/31) • Healthy scratch for the first 10 games of the season (10/7-10/29) and at WSH (3/27), vs. MIN (3/24), at NYR (3/23), vs. MTL (3/21) • Second among all Sabres defensemen with 123 hits • Played 100th career game at DET (1/16)… **2010-11:** Games missed due to injury: one – upper body (1/8) • Led Sabres with 158 hits in only 58 games • Career-best three-game point streak (2+3) from 12/27-1/1 • Scored first two career goals, added an assist for first career three-point game at EDM (12/28) • Recorded first point of season (assist) at CGY (12/27)… **2011 Playoffs:** Led Sabres with 16 blocked shots • Appeared in first career NHL playoff game at PHI (4/14) • Recorded first career playoff point (assist) and tied to lead both teams with three blocked shots in Game 5 at PHI (4/22) • Tied to lead both teams in hits (6) and blocked shots (3) in 17:58 TOI in Game 2 at PHI (4/16)… **2009-10:** Scored his first career playoff goal at Manchester (4/19) • Played his 150th career AHL game at Providence (2/5) • Collected an assist for PlanetUSA in the 2010 Time Warner Cable AHL All-Star Game • Scored his first goal of the season at Binghamton (1/8) • Saw a career-long four-game assist streak (four assists) end at Hartford (12/11) • Recorded his third career two-assist game (10/10)… **2008-09:** Appeared in seven games for Buffalo, compiling 19 PIM and a minus-3 rating • In 42 games with Portland, registered eight points (1+7), 94 PIM and a plus-5 rating… **2007-08:** Recorded three points (0+3) in 16 games with Buffalo during two recalls (10/26 and 3/12) • Made NHL debut at FLA (10/26) • Recorded his first NHL point (assist) at PIT (3/12) • Recorded 14 (1+13) points in 59 games with Rochester • Finished third on Sabres with a plus-12 rating • Scored his first professional point, in his first multi-point game at Hamilton (10/15) • Scored first professional goal at Hamilton (1/12)… **2006-07:** Split the season with Barrie (OHL) and Windsor (OHL) • Scored a career high 34 points (6+28)… **2005-06:** Scored 26 points (5+21) in 68 games with Windsor (OHL) • Set a career high with 181 penalty minutes… **2004-05:** In 68 games with Windsor (OHL), scored eight points (2+6) • Recorded 132 penalty minutes… **2003-04:** Played in 65 games with Windsor (OHL) • Recorded two assists in his first year in major junior.

WEBER vs. NHL

TEAM	GP	G	A	P	PIM
Anaheim	5	0	0	0	21
Arizona	4	0	1	1	4
Boston	23	0	5	5	29
Buffalo	0	0	0	0	0
Calgary	5	0	1	1	4
Carolina	13	0	2	2	14
Chicago	3	0	0	0	2
Colorado	5	0	0	0	11
Columbus	6	0	0	0	19
Dallas	4	0	0	0	2
Detroit	6	1	1	2	4
Edmonton	5	2	2	4	11
Florida	17	1	2	3	13
Los Angeles	2	0	0	0	0
Minnesota	4	0	1	1	2
Montreal	23	0	0	0	16
Nashville	4	0	0	0	0
New Jersey	15	0	1	1	13
NY Islanders	15	0	2	2	13
NY Rangers	12	0	1	1	6
Ottawa	23	1	6	7	17
Philadelphia	13	1	0	1	30
Pittsburgh	16	0	2	2	27
San Jose	6	0	2	2	7
St. Louis	6	1	0	1	6
Tampa Bay	19	0	3	3	30
Toronto	24	1	2	3	41
Vancouver	5	0	0	0	2
Washington	12	0	2	2	28
Winnipeg	11	0	4	4	5
NHL Totals	306	8	40	48	377

6 DEFENSE

MIKE WEBER

Born **DEC 16, 1987** in Pittsburgh, PA **6** ft. **2** in. **217** lbs.

CAREER STATS

			REGULAR SEASON											PLAYOFFS				
SEASON	**TEAM**	**LEAGUE**	**GP**	**G**	**A**	**P**	**+/-**	**PIM**	**PP**	**SH**	**GW**	**S**	**S%**	**GP**	**G**	**A**	**P**	**PIM**
2002-03	Pittsburgh	EmJHL	28	4	11	15	–	109	–	–	–	–	–	3	0	0	0	20
2003-04	Windsor	OHL	65	0	2	2	–	49	–	–	–	–	–	–	–	–	–	–
2004-05	Windsor	OHL	68	2	6	8	-11	132	–	–	–	–	–	11	0	1	1	18
2005-06	Windsor	OHL	68	5	21	26	17	181	2	1	–	–	–	7	0	0	0	12
2006-07	Windsor	OHL	30	3	16	19	-11	86	2	–	–	–	–	–	–	–	–	–
	Barrie	OHL	30	3	12	15	22	86	3	–	–	–	–	7	0	6	6	10
2007-08	Rochester	AHL	59	1	13	14	-8	178	0	0	0	–	–	–	–	–	–	–
	Buffalo	**NHL**	**16**	**0**	**3**	**3**	**12**	**14**	**0**	**0**	**0**	**12**	**0.0**	--	--	--	--	--
2008-09	Portland	AHL	42	1	7	8	5	94	0	0	0	–	–	–	–	–	–	–
	Buffalo	**NHL**	**7**	**0**	**0**	**0**	**-3**	**19**	**0**	**0**	**0**	**2**	**0.0**	--	--	--	--	--
2009-10	Portland	AHL	80	5	16	21	18	153	2	0	–	108	4.6	4	1	0	1	14
2010-11	**Buffalo**	**NHL**	**58**	**4**	**13**	**17**	**13**	**69**	**0**	**0**	**0**	**53**	**7.5**	**7**	**0**	**1**	**1**	**6**
2011-12	**Buffalo**	**NHL**	**51**	**1**	**4**	**5**	**-19**	**64**	**0**	**0**	**0**	**51**	**2.0**	--	--	--	--	--
2012-13	**Buffalo**	**NHL**	**42**	**1**	**6**	**7**	**3**	**70**	**0**	**0**	**0**	**25**	**4.0**	--	--	--	--	--
2013-14	**Buffalo**	**NHL**	**68**	**1**	**8**	**9**	**-29**	**73**	**0**	**0**	**0**	**47**	**2.1**	--	--	--	--	--
2014-15	**Buffalo**	**NHL**	**64**	**1**	**6**	**7**	**-22**	**68**	**0**	**0**	**0**	**41**	**2.4**	--	--	--	--	--
	NHL Totals		**306**	**8**	**40**	**48**	**-45**	**377**	**0**	**0**	**0**	**231**	**3.5**	**7**	**0**	**1**	**1**	**6**
	Buffalo Totals		**306**	**8**	**40**	**48**	**-45**	**377**	**0**	**0**	**0**	**231**	**3.5**	**7**	**0**	**1**	**1**	**6**

JASON **AKESON** RIGHT WING

Born: **JUN 3, 1990** in Orleans, ON **5** ft. **10** in. **185** lbs.
Shoots: **Right** Last Amateur Club: **Kitchener (OHL)**
Acquired: **Signed by Buffalo as a free agent, July 1, 2015.**

CAREER STATS

2014-15: Appeared in a career-high 13 NHL games for the Philadelphia Flyers • Ranked first among Adirondack players in goals (23), second in points (53) and third in assists (30) • Marked his third straight 20-goal season while leading the Phantoms in goals for the third straight year • Finished the season tied for second in the AHL with a team-high three shorthanded goals • Moved into fourth place on Phantoms' all-time scoring list with assist vs. Norfolk (4/10) • Totaled 14 points (8+6) over a season-best 10-game point streak from 1/29-2/18… **2013-14:** Recorded his first NHL assist while playing in his only game of the season vs. CAR (4/13) • Appeared in 70 games for the Adirondack Phantoms (AHL), leading the team and setting career-highs in goals (24), assists (40), points (64) and shots on goal (204) • Tied for first in the league with seven game-winning tallies • Finished 10th in AHL scoring and tied for 13th in the league with 40 assists • Compiled a team-high 16 multi-point games… **2014 Playoffs:** Notched three points (2+1) in seven postseason contests with the Flyers • Scored his first professional playoff goal at NYR (4/20) • Recorded his first playoff assist vs. NYR (4/25)… **2012-13:** Scored a goal on his first shot during his first shift in his NHL debut at OTT (4/27) • Led Adirondack in scoring for the second straight year with 53 points (20+33) in 62 outings • Finished with a team-high 20 goals, including 11 power-play tallies… **2011-12:** Enjoyed a breakout rookie campaign with Adirondack, leading the Phantoms with a career-high 41 assists while appearing in all 76 games during his first pro season • Led his team in scoring and finished tied for seventh overall among all first-year skaters • Tied for first among league rookies in assists and power-play assists (26) while pacing all AHL freshmen in total power-play points (33) • Set a Phantoms franchise record with a career-best four assists at Manchester (2/19) • Scored his first pro goal as part of a two-point (1+1) night at Bridgeport (10/16) • Registered his first pro point with an assist vs. Bridgeport (10/14) • Made his professional debut vs. Connecticut (10/8)… **2010-11:** Recipient of the Jim Mahon Memorial Trophy as the top scoring right winger in the OHL, the Leo Lalonde Memorial Trophy as the top overage player and the William Hanley Trophy as the Most Sportsmanlike • Co-winner of the Eddie Powers Memorial Trophy as the OHL's top scorer with 108 points (24+84) in 67 games • Led the league in assists and power-play assists (39) • Collected two assists in Kitchener's regular season finale at London (3/20) to set a franchise record for most assists in a season with 84 • Named the CHL's Player of the Week for period ending 11/7 after recording 15 points (3+12) in three games… **2009-10:** Ranked second on the team and ninth in the league with 56 assists, half of which came on the man-advantage • Netted 24 goals and finished the campaign tied for 15th in the OHL in scoring • Added 19 points (8+11) in 20 postseason contests during Kitchener's long run to the Western Conference Final… **2008-09:** Named to the OHL's Second All-Rookie Team • Ranked fifth among OHL rookies in scoring with 64 points (20+44) in 56 games with Kitchener… **2007-08:** Made his OHL debut for Kitchener at London (1/10) • Appeared in 13 OHL contests for Kitchener, recording two assists • Earned one assist in 16 playoff matchups for the Rangers.

CAREER STATS

			REGULAR SEASON											PLAYOFFS				
SEASON	**TEAM**	**LEAGUE**	**GP**	**G**	**A**	**P**	**+/-**	**PIM**	**PP**	**SH**	**GW**	**S**	**S%**	**GP**	**G**	**A**	**P**	**PIM**
2006-07	Cumberland	CJHL	54	17	36	53	–	40	6	0	1	–	–	–	–	–	–	–
2007-08	Cumberland	CJHL	34	18	43	61	–	14	4	0	3	–	–	–	–	–	–	–
	Kitchener	OHL	13	0	2	2	-1	4	0	0	0	–	–	16	0	1	1	0
2008-09	Kitchener	OHL	56	20	44	64	5	16	5	1	3	–	–	–	–	–	–	–
2009-10	Kitchener	OHL	65	24	56	80	8	24	7	1	7	–	–	20	8	11	19	14
2010-11	Kitchener	OHL	67	24	84	108	20	23	7	1	5	–	–	7	3	6	9	0
2011-12	Adirondack	AHL	76	14	41	55	-9	26	7	0	3	177	7.9	–	–	–	–	–
2012-13	Adirondack	AHL	62	20	33	53	-6	27	11	1	3	152	13.2	–	–	–	–	–
	Trenton	ECHL	14	2	8	10	-5	7	1	0	1	42	4.8	–	–	–	–	–
	Philadelphia	**NHL**	**1**	**1**	**0**	**1**	**2**	**0**	**0**	**0**	**0**	**2**	**50.0**	**--**	**--**	**--**	**--**	**--**
2013-14	Adirondack	AHL	70	24	40	64	-17	42	7	3	7	204	11.8	–	–	–	–	–
	Philadelphia	**NHL**	**1**	**0**	**1**	**1**	**1**	**0**	**0**	**0**	**0**	**2**	**0.0**	**7**	**2**	**1**	**3**	**4**
2014-15	Lehigh Valley	AHL	57	23	30	53	-11	25	8	3	3	182	12.6	–	–	–	–	–
	Philadelphia	**NHL**	**13**	**0**	**0**	**0**	**-1**	**8**	**0**	**0**	**0**	**9**	**0.0**	**--**	**--**	**--**	**--**	**--**
	NHL Totals		**15**	**1**	**1**	**2**	**2**	**8**	**0**	**0**	**0**	**13**	**7.7**	**7**	**2**	**1**	**3**	**4**
	Buffalo Totals		--	--	--	--	--	--	--	--	--	--	--	--	--	--	--	--

BRADY **AUSTIN** DEFENSE

Born: **JUN 16, 1993** in Bobcaygeon, ON **6** ft **4** in. **227** lbs.
Shoots: **Left** Last Amateur Club: **London (OHL)**
Acquired: **Selected by Buffalo in the seventh round (193rd overall) of the 2012 NHL Draft.**

CAREER STATS

2014-15: Appeared in 66 games with Rochester (AHL) in his first professional season • Made his AHL debut vs. Adirondack (10/10) • Recorded his first AHL point vs. Toronto (11/14) • Scored his first AHL goal at Utica (2/11); the shorthanded tally also proved to be the game-winner • Notched the first multi-point game of his career (0+2) vs. Syracuse (2/25) • Played in one game with Elmira (ECHL)… **2013-14:** Recorded career highs in all offensive categories, including goals (9), assists (24) and points (33) • Tallied five points (1+4) in seven games with Belleville to begin the season • Traded to London (10/9) and finished the campaign ranked second among Knights defensemen in scoring • Ranked sixth in the OHL with a career-best plus-51 rating • Scored four of his nine goals on the power play • Posted a five-game point streak (2+4) from 2/7-2/14, including goals in back-to-back games • Notched a season-high three assists at Ottawa (11/14) • Opened the season on a four-game point streak (1+4) from 9/20-9/28 • Scored a goal and added an assist in his season debut at Ottawa (9/20) • Made his Knights postseason debut in Game 1 of London's first-round series against Windsor (3/21); tallied three points on one goal and two assists in four playoff contests … **2012-13:** Topped his career high with eight goals • Notched three power-play goals and one shorthanded tally • Ended the campaign with four points (3+1) over the last five games, including a three-game scoring streak from 3/8-3/11… **2011-12:** Set career highs in assists (20), points (26), penalty minutes (59) and gamed played (68) • His 26 points were second-most among Belleville defensemen and ranked him 10th on the team in scoring • Registered five multi-point outings • Recorded his first-career multi-goal game at Kingston (3/16) • Opened the season with an assist in each of his first three games • Appeared in six OHL playoff contests, netting his first career playoff goal… **2010-11:** One of five Erie defensemen to have a plus-10 or better rating • Assisted on two goals vs. Kitchener (3/12) and at Windsor (12/31) • Appeared in seven playoff games with the Otters… **2009-10:** Ranked second on the team in scoring among rookie defensemen • Logged a career-high three assists vs. Peterborough (2/13) • Scored his first OHL goal as part of a two-goal game against Niagara (11/6) • Recorded his first OHL point with an assist at Sault Ste. Marie (9/19) • Made his OHL debut at Sudbury (9/18).

CAREER STATS

			REGULAR SEASON											PLAYOFFS				
SEASON	**TEAM**	**LEAGUE**	**GP**	**G**	**A**	**P**	**+/-**	**PIM**	**PP**	**SH**	**GW**	**S**	**S%**	**GP**	**G**	**A**	**P**	**PIM**
2008-09	Central Ontario	Minor-ON	60	25	27	52	–	72	–	–	–	–	–	–	–	–	–	–
2009-10	Erie	OHL	64	5	10	15	5	24	0	0	–	–	–	4	0	0	0	0
2010-11	Erie	OHL	59	1	12	13	10	47	0	0	–	–	–	7	0	0	0	0
2011-12	Belleville	OHL	68	6	20	26	-1	59	0	0	–	–	–	6	1	0	1	0
2012-13	Belleville	OHL	64	8	15	23	16	22	3	1	–	–	–	17	0	5	5	6
2013-14	Belleville	OHL	7	1	4	5	2	6	0	0	0	–	–	–	–	–	–	–
	London	OHL	60	8	20	28	49	36	4	0	1	–	–	4	1	2	3	2
2014-15	Rochester	AHL	66	1	9	10	-16	31	0	1	1	88	1.1	–	–	–	–	–
	Elmira	ECHL	1	0	0	0	0	0	0	0	0	1	0	–	–	–	–	–

JUSTIN **BAILEY** RIGHT WING

Born: **JUL 1, 1995** in Williamsville, NY **6** ft **3** in. **210** lbs.
Shoots: **Right** Last Amateur Club: **Sault Ste. Marie (OHL)**
Acquired: **Selected in the second round (52nd overall) of the 2013 NHL Draft.**

CAREER STATS

2014-15: Established career-highs in all offensive categories over a combined 57 regular-season appearances • Led Kitchener with 22 goals and 41 points at the time of his trade to Sault Ste. Marie • Opened the season on a nine-game point streak (9/26-10/21), recording 14 points (8+6) • Named the Pioneer Energy OHL Player of the Week for period ending 11/16 after leading the league in scoring with seven points (4+3) in three games • Was a point-per-game player during the postseason, recording 14 points (7+7) in 14 playoff contests as Sault Ste. Marie advanced to the Western Conference Finals… **2013-14:** Tied for the Rangers team lead in goals (25) and finished second in points (43) • Registered his first career hat trick and added an assist vs. Guelph (2/4) • Posted a three-game goal-scoring streak (4+0) from 12/15-12/28… **2012-13:** Ranked fourth on the team in goals (17) and sixth in points (36) while finishing 12th in league scoring among rookies • Posted a career-high plus-22 rating, good for second on the team • Made his OHL debut at Mississauga (9/21) • Scored his first career goal as part of a two-goal game vs. Kingston (10/21) • Recorded a season-high four points (2+2) vs. Erie (2/3) • Added three points (1+2) in 10 postseason appearances with Kitchener.

CAREER STATS

			REGULAR SEASON											PLAYOFFS				
SEASON	**TEAM**	**LEAGUE**	**GP**	**G**	**A**	**P**	**+/-**	**PIM**	**PP**	**SH**	**GW**	**S**	**S%**	**GP**	**G**	**A**	**P**	**PIM**
2010-11	Buffalo	T1EHL	12	4	1	5	–	0	–	–	–	–	–	–	–	–	–	–
	Buffalo	Minor-NY	10	5	12	17	–	12	–	–	–	–	–	–	–	–	–	–
2011-12	Long Island	AYHL	22	21	13	34	–	52	–	–	–	–	–	–	–	–	–	–
	Indiana	USHL	2	1	0	1	0	0	0	0	0	5	20.0	–	–	–	–	–
2012-13	Kitchener	OHL	57	17	19	36	22	34	1	0	2	–	–	10	1	2	3	4
2013-14	Kitchener	OHL	54	25	18	43	-12	20	5	0	1	–	–	–	–	–	–	–
2014-15	Kitchener	OHL	35	22	19	41	-11	32	7	2	1	–	–	–	–	–	–	–
	Sault Ste. Marie	OHL	22	12	16	28	17	12	3	1	3	–	–	14	7	7	14	6

NICHOLAS **BAPTISTE** RIGHT WING

Born: **AUG 4, 1995** in Ottawa, ON **6** ft **1** in. **203** lbs.
Shoots: **Right** Last Amateur Club: **Erie (OHL)**
Acquired: **Selected in the third round (69th overall) of the 2013 NHL Draft.**

CAREER STATS

2014-15: Traded midseason to Erie, where he finished the season fifth on the team in scoring, averaging 1.21 points per game • Tied for fourth in the league with 16 power-play goals • Recorded 17 multi-point outings during the regular season, nine of which included three points or more • Began the season with 11 points (6+5) in 12 games for Sudbury • Tallied 12 points (4+8) during a six-game point streak from 12/9-1/2 • Posted a seven-game point streak (1/23-2/7) in which he tallied 10 points (5+5) • Assembled a season-best eight-game point streak (9+10) from 2/16-3/7 • Recorded a season-high four points (1+3) twice in a span of four games (3/4 vs. Barrie and 2/25 vs. Guelph) • Ranked sixth in the OHL in postseason scoring with 23 points (12+11) in 20 playoff contests during Erie's run to the J. Ross Robertson Cup Finals • Ranked fourth overall with 12 playoff goals, including a league-best six power-play tallies… **2013-14:** Set career-highs in goals (45), assists (44), points (89) and penalty minutes (59) in 65 games with Sudbury • Led the team in goals and points and ranked second in assists • Tied for fourth in the OHL in goals and finished 12th overall in points • Ranked second on the team and 16th in the league with 12 power-play goals • Led Sudbury with three shorthanded goals • Compiled a team-high 28 multi-point outings, including two four-point games and a pair of hat tricks • Was twice held scoreless in three straight games, his longest stretch without a point all season • Opened the campaign on a six-game point streak (8+4) from 9/21-10/5 • Recorded his first career hat trick vs. Peterborough (10/4) • Collected a four-point (1+3) night at Barrie (10/5) • Posted his second six-game point streak (4+6) from 10/13-10/27 • Scored twice and added a pair of assists at Barrie on 1/30 • Registered his second hat trick of the season at Niagara (2/16) • Closed out the regular season with a season-best seven-game point streak (6+6), scoring in six of Sudbury's final seven games • Added five points (1+4) in as many playoff contests to lead the Wolves in postseason scoring…**2012-13:** Ranked third among Sudbury skaters in goals (21), assists (27) and points (48) • Ranked second among Sudbury skaters with 10 power-play goals • Had a four-game point streak (3+3) from 12/6-12/14 • Collected his first multi-goal game (2+0) vs. Kitchener (1/20) • Had a four-game assist streak (0+4) from 2/18-2/24 • Added four points (3+1) in nine OHL playoff games • Earned a gold medal with Team Canada at the 2013 U-18 World Junior Championship in Sochi, Russia; finished the tournament with eight points (3+5)… **2011-12:** Ranked second among Sudbury rookies and finished ninth on the team with 27 points (8+19) • Made his OHL debut vs. Mississauga (9/23) • Recorded his first OHL points (1+1) vs. Kingston (10/15) • Tallied a season-high three points (1+2) vs. Sault St. Marie (2/8) • Appeared in four playoff games.

CAREER STATS

			REGULAR SEASON											PLAYOFFS				
SEASON	**TEAM**	**LEAGUE**	**GP**	**G**	**A**	**P**	**+/-**	**PIM**	**PP**	**SH**	**GW**	**S**	**S%**	**GP**	**G**	**A**	**P**	**PIM**
2011-12	Sudbury	OHL	64	8	19	27	-7	42	0	0		–	–	4	0	0	0	2
2012-13	Sudbury	OHL	66	21	27	48	-1	44	10	0		–	–	9	3	1	4	6
	Canada	WJ18	7	3	5	8	6	4	1	0	0	13	23.1	–	–	–	–	–
2013-14	Sudbury	OHL	65	45	44	89	20	59	12	3	4	–	–	5	1	4	5	8
2014-15	Sudbury	OHL	12	6	5	11	-7	8	3	0	0	–	–	–	–	–	–	–
	Erie	OHL	41	26	27	53	16	18	13	1	2	–	–	20	12	11	23	10

WILLIAM **CARRIER** LEFT WING

Born: **DEC 20, 1994** in LaSalle, QC **6** ft **1** in. **204** lbs.
Shoots: **Left** Last Amateur Club: **Drummondville (QMJHL)**
Acquired: **Acquired by Buffalo from St. Louis with Chris Stewart, Jaroslav Halak, a first-round pick in the 2015 NHL Draft and a third-round pick in the 2016 NHL Draft in exchange for Ryan Miller and Steve Ott, February 28, 2014.**

CAREER STATS

2014-15: Appeared in 66 games with Rochester (AHL) in his first professional season • Ranked second among Amerks rookies with 21 points (7+14) • Logged six multi-point games • Registered two assists in his professional debut vs. Adirondack (10/10) • Scored his first professional goal in his second AHL game vs. Hamilton (10/11) • Missed two games (11/21-11/22) due to injury • Missed the last 10 games of the season (3/29-4/19) due to injury… **2013-14:** Finished third among Drummondville skaters in scoring and placed fourth on the team with 22 goals, reaching the 20-goal mark for the second time in three years • Tied for 14th in the league with six game-winning goals and ranked 19th with 43 assists, matching a career-best • Scored a career-high nine power-play tallies while averaging .98 points per game • Posted a team-high 15 multi-point outings • Posted three straight multi-point efforts from 2/19-2/23, recording six points (2+4) • Tallied three assists in one period at Saint John (12/7), tying a Cape Breton franchise record • Posted a six-game point streak from 10/23-11/2, notching 10 points (3+7) • Registered a season-high four points (1+3) against Sherbrooke (10/30) • Was a point-per-game player during the playoffs, recording four points (1+3) in four postseason appearances with Drummondville • Scored a goal in his postseason debut for the Voltigeurs in Game 1 of Drummondville's first-round series against Victoriaville (3/21)… **2012-13:** Ranked second among Cape Breton skaters in points and assists and finished third with 16 goals, including four on the power play • Notched four assists against Saint John (11/16) • Posted a career-best 11-game point streak (8+11) from 10/21-11/18 • Recorded four points (1+3) against Sherbrooke (10/17) • Logged a 10-game point streak from 9/21-10/10 to open the season, during which he recorded 17 points (6+11) and six multi-point outings… **2011-12:** Enjoyed his most productive season with Cape Breton, setting career-highs in goals (27), assists (43), points (70), penalty minutes (65) and games played (66) • Finished second on the team in all offensive categories while leading the Screaming Eagles with eight power-play tallies • Compiled 16 multi-point efforts, including five three-point games • Had a six-game point streak (2+7) from 3/1-3/14 • Registered his first-career hat trick, tying a franchise record with three power-play goals at Gatineau (2/9) • Strung together six consecutive multi-point outings from 1/13-2/2, totaling 13 points (5+8) • Had a season-best seven-game point streak (5+6) from 10/30-11/20 • Added a team-best six points (3+3) in four playoff contests for Cape Breton, including a goal in each of his first three appearances • Scored the third-fastest goal from the start of a period in franchise history when he beat Saint John goaltender Mathieu Corbeil just 22 seconds into the second period of Game 3 on 3/27 • Won a bronze medal with Team Canada at the 2012 IIHF U-18 World Championship in the Czech Republic… **2010-11:** Finished second in scoring among team rookies and led the group with 104 shots on goal • Notched his first multi-point game with a goal and an assist at Baie-Comeau (12/3) • Had a three-game goal-scoring streak (3+0) from 11/12-11/18 • Scored his first career goal in his QMJHL debut at Halifax (9/10).

CAREER STATS

			REGULAR SEASON											PLAYOFFS				
SEASON	**TEAM**	**LEAGUE**	**GP**	**G**	**A**	**P**	**+/-**	**PIM**	**PP**	**SH**	**GW**	**S**	**S%**	**GP**	**G**	**A**	**P**	**PIM**
2009-10	Lac St-Louis	QAAA	3	0	0	0	–	2	–	–	–	–	–	–	–	–	–	–
2010-11	Cape Breton	QMJHL	61	8	4	12	-28	54	1	0	2	104	7.7	4	0	0	0	2
2011-12	Cape Breton	QMJHL	66	27	43	70	-10	65	8	0	4	198	13.6	4	3	3	6	4
2012-13	Cape Breton	QMJHL	34	16	26	42	-14	41	4	0	2	137	11.7	–	–	–	–	–
2013-14	Cape Breton	QMJHL	39	12	29	41	-3	42	3	0	2	140	8.6	–	–	–	–	–
	Drummondville	QMJHL	27	10	14	24	2	45	6	0	4	114	8.8	4	1	3	4	6
2014-15	Rochester	AHL	63	7	14	21	1	38	0	0	0	80	8.8	–	–	–	–	–

DANIEL **CATENACCI** LEFT WING

Born: **MAR 9, 1993** in Richmond Hill, ON **5** ft **9** in. **191** lbs.
Shoots: **Left** Last Amateur Club: **Owen Sound (OHL)**
Acquired: **Selected by Buffalo in the third round (77th overall) of the 2011 NHL Draft.**

CAREER STATS

2014-15: Set career-highs with 15 goals, 14 assists and 29 points in 68 games for Rochester (AHL) • Tied for second on the team in goals • Had a career-best four-game point streak (3+2) from 3/27-4/1 • Missed five games (11/16-11/21 and 3/20-3/22) due to suspension • Appeared in his 100th AHL game at Utica (12/10)… **2013-14:** Was the only player to appear in all 76 regular-season games for the Amerks • Recorded his first career multi-goal game (2+0) vs. Syracuse (4/2) • Collected two points (1+1) in three games for the Amerks during the 2013 Spengler Cup in Davos, Switzerland • Made his professional postseason debut in Game 1 vs. Chicago (4/25)… **2012-13:** Had a memorable professional debut with the Amerks, scoring a goal and adding an assist against Hamilton (4/20) • Wrapped up his junior career by leading the Attack in scoring and set new career-highs in goals (38), points (79), penalty minutes (115) and plus/minus (plus-31) while finishing second on the team in assists (41) • Tied for 10th and 13th in the OHL in goals and points, respectively, and appeared in all but one game for Owen Sound • Averaged a team-best 1.18 points per game • Finished 11th in the league with 115 PIM and tied for 14th with a plus-31 rating • Led Owen Sound with 24 multi-point outings • Compiled eight consecutive multi-point outings (10/27-11/17), registering 21 points (9+12) over that span • Tabbed his first five-point game (1+4) of the season against Sault Ste. Marie (11/10) • Recorded nine points on three goals and six assists in 12 OHL playoff contests with Owen Sound… **2011-12:** Finished second among Owen Sound skaters in all offensive categories • Accounted for 10 power-play tallies and was just one of two Attack players to average more than a point per game • Recorded 22 multi-point outings, including seven three-point games • Had a season-long six-game point streak (1/21-2/08), notching 12 points (6+6) over that span • Scored his first-career hat trick at Kingston (11/6) • Added four points (1+3) and eight PIM in 5 OHL playoff games… **2010-11:** Led the Sault St. Marie Greyhounds (OHL) in assists (45) and points (71) and finished second in goals (26) • Dressed in all but one game for the Greyhounds • Averaged 1.06 points per game • Represented Team Orr at the 2011 CHL Top Prospects Game • Helped Team Canada to a fourth-place finish at the 2011 International Ice Hockey Federation U-18 World Championship… **2009-10:** Recorded 30 points (10+20) in 65 games with Sault Ste. Marie before notching two points (1+1) in five postseason appearances • Scored his first goal against Plymouth (10/3) • Recorded his first point with an assist vs. Erie (9/19) • Made his OHL debut against Ottawa (9/18) • Made his OHL playoff debut in Game 1 of Sault Ste. Marie's first-round series against Plymouth, scoring a goal and an assist • Represented Canada in the 2010 Ivan Hlinka Memorial Tournament • Earned a silver medal with Team Canada at the 2010 World U-17 Hockey Challenge… **2008-09:** Scored one goal in two games with Villanova (OJHL) • Was the recipient of the Jack Ferguson Award, given to the top draft pick in the Ontario Hockey League Priority Selection Draft.

CAREER STATS

			REGULAR SEASON											PLAYOFFS				
SEASON	**TEAM**	**LEAGUE**	**GP**	**G**	**A**	**P**	**+/-**	**PIM**	**PP**	**SH**	**GW**	**S**	**S%**	**GP**	**G**	**A**	**P**	**PIM**
2008-09	York Simcoe	Minor-ON	39	42	45	87	–	152	–	–	–	–	–	–	–	–	–	–
	Villanova	OJHL	1	1	0	1	–	2	0	0	0	–	–	–	–	–	–	–
2009-10	Sault Ste. Marie	OHL	65	10	20	30	-6	68	2	0	–	–	–	5	1	1	2	6
2010-11	Sault Ste. Marie	OHL	67	26	45	71	-5	117	9	1	–	–	–	–	–	–	–	–
	Canada	WJ-18A	7	0	2	2	1	22	0	0	0	–	–	–	–	–	–	–
2011-12	Owen Sound	OHL	67	33	39	72	11	114	10	1	–	–	–	5	1	3	4	8
2012-13	Owen Sound	OHL	67	38	41	79	31	115	11	4	–	–	–	12	3	6	9	32
	Rochester	AHL	2	1	2	3	3	0	0	0	1	6	16.7	–	–	–	–	–
2013-14	Rochester	AHL	76	10	10	20	-6	32	1	0	0	86	11.6	2	0	0	0	0
2014-15	Rochester	AHL	68	15	14	29	-7	60	2	0	3	99	15.2	–	–	–	–	–

JERRY **D'AMIGO** RIGHT WING

Born: **FEB 19, 1991** in Binghamton, NY **5** ft **11** in. **200** lbs.
Shoots: **Right** Last Amateur Club: **Kitchener (OHL)**
Acquired: **Acquired by Buffalo from Columbus in exchange for Luke Adam, December 16, 2014.**

CAREER STATS

2014-15: Appeared in nine games with the Sabres, making his NHL season debut at TBL (3/3) • Split the AHL season between Springfield and Rochester, totaling 26 points (9+17) in 59 games • Had a five-game point streak (3+2) from 11/1-11/8 • Collected two points (1+1) and appeared in his 300th professional game vs. Lake Erie (1/9) • Scored in back-to-back games at Grand Rapids (2/6-2/7) • Had three-game point streaks from 2/6-2/8 (2+2) and 2/22-2/25 (1+3) • Served as Amerks team captain against his former team vs. Toronto (2/27)… **2013-14:** Made his NHL debut vs. DAL (12/5) • Scored his first career NHL goal and recorded his first career assist vs. CHI (12/14) • Scored an AHL career-high 20 goals in 51 games with Toronto Marlies • Opened the 2014 Calder Cup Playoffs with a seven-game point streak (4+8)… **2012-13:** Ranked second on the Marlies in goals • Scored a season-high two goals at Lake Erie (3/17) • Played nine playoff games for the Marlies, collecting nine points (1+8) • Led the Marlies in playoff assists, points (tie) and plus/minus (plus-5) • Collected two assists in a playoff game on two occasions (4/27 at Rochester and 5/11 vs. Grand Rapids)… **2011-12:** Played in all 76 regular season games for the Marlies • Tied for third on the Marlies in assists (26) and ranked fifth in points (41) • Registered a five-game point streak (2+3) from 11/20-12/3 • Recorded three assists in the Outdoor Classic at Hamilton (1/21) • Played 17 playoff games for the Marlies collecting 13 points (8+5) • Led the team in playoff plus/minus (plus-12) • Ranked second on the team in playoff goals (8) and tied for second in points (13)… **2010-11:** Logged 15 points in 43 games during his first professional season for the Toronto Marlies (AHL) • Made his professional debut vs. Rochester (10/9) • Recorded his first professional point (assist) at Hamilton (10/16) • Scored his first professional goal at San Antonio (11/3) • Played 21 games for the Kitchener Rangers (OHL) collecting 28 points (12+16) • Added nine points (6+3) in six playoff games for Kitchener • Led Kitchener in playoff goals (6) and ranked third on team in playoff points (9) • Won the bronze medal with Team USA at IIHF World Junior Championship… **2009-10:** Played 35 games for Rensselaer Polytechnic Institute (ECAC), recording 34 points (10+24) • Ranked fifth in the nation in points per game by a rookie (.97) and led R.P.I. in game-winning goals (3) • Selected to the ECAC All-Rookie Team and was named ECAC Hockey's Rookie of the Year • Won the gold medal with Team USA at IIHF World Junior Championship, recording 12 points (6+6) in seven games; tied for third in tournament scoring… **2008-09:** Played 53 games for the U.S. National Under-18 Team; Led the team in assists (33) and ranked second in points (56).

CAREER STATS

			REGULAR SEASON											PLAYOFFS				
SEASON	**TEAM**	**LEAGUE**	**GP**	**G**	**A**	**P**	**+/-**	**PIM**	**PP**	**SH**	**GW**	**S**	**S%**	**GP**	**G**	**A**	**P**	**PIM**
2007-08	USNTDP	NAHL	44	5	12	17	–	59	–	–	–	–	–	3	1	1	2	6
	USNTDP	U17	17	5	4	9	–	10	–	–	–	–	–	–	–	–	–	–
2008-09	USNTDP	U18	42	15	27	42	–	57	–	–	–	–	–	–	–	–	–	–
	USNTDP	NAHL	11	8	6	14	–	4	–	–	–	–	–	–	–	–	–	–
	USA	WJ18	7	4	9	13	–	8	–	–	–	–	–	–	–	–	–	–
2009-10	RPI	ECAC	35	10	24	34	–	37	–	–	–	–	–	–	–	–	–	–
	USA	WJC	7	6	6	12	–	0	–	–	–	–	–	–	–	–	–	–
2010-11	Toronto	AHL	43	5	10	15	-4	23	2	0	1	62	8.1	–	–	–	–	–
	Kitchener	OHL	21	12	16	28	11	12	4	0		–	–	7	6	3	9	0
	USA	WJC	6	1	1	2	1	2	0	0	0	–	–	–	–	–	–	–
2011-12	Toronto	AHL	76	15	26	41	13	39	1	2	4	150	10.0	17	8	5	13	12
2012-13	Toronto	AHL	70	17	12	29	7	40	2	1	2	114	14.9	9	1	8	9	10
2013-14	Toronto	AHL	51	20	13	33	10	17	3	1	4	109	18.3	14	6	8	14	8
	Toronto	**NHL**	**22**	**1**	**2**	**3**	**-1**	**0**	**0**	**0**	**0**	**12**	**8.3**	**--**	**--**	**--**	**--**	**--**
2014-15	Rochester	AHL	31	6	13	19	0	21	0	0	0	57	10.5	–	–	–	–	–
	Springfield	AHL	28	3	4	7	-4	26	1	0	1	36	8.3	–	–	–	–	–
	Buffalo	**NHL**	**9**	**0**	**0**	**0**	**-4**	**2**	**0**	**0**	**0**	**7**	**0.0**	**--**	**--**	**--**	**--**	**--**
	NHL Totals		**31**	**1**	**2**	**3**	**-5**	**2**	**0**	**0**	**0**	**19**	**5.3**	**--**	**--**	**--**	**--**	**--**
	Buffalo Totals		**9**	**0**	**0**	**0**	**-4**	**2**	**0**	**0**	**0**	**7**	**0.0**	**--**	**--**	**--**	**--**	**--**

MATT **DONOVAN** DEFENSE

Born: **MAY 9, 1990** in Edmond, OK **6** ft **0** in **205** lbs
Shoots: **Left** Last Amateur Club: **University of Denver (WCHA)**
Acquired: **Signed by Buffalo as a free agent, July 1, 2015.**

CAREER STATS

2014-15: Recorded three assists in 12 NHL games for the New York Islanders after missing most of the season due to injury • Collected an assist in consecutive games played against STL (12/6 and 12/11)… **2015 Playoffs:** Appeared in two postseason contests, picking up 10 penalty minutes • Made his NHL playoff debut in Game 6 of the Eastern Conference Quarterfinals vs. WSH (4/25)… **2013-14:** Recorded 16 points (2+14) in 52 games during his rookie season with the Islanders • Logged six power-play points (1+5) • Ranked sixth among Bridgeport skaters with 21 points (7+14) despite appearing in only 27 games • Led all Bridgeport defensemen and ranked third on the team with .78 points per game • Led all Bridgeport defensemen with four power-play goals and tied for second overall with a plus-11 rating • Began the season with the Islanders and recorded his first NHL point (assist) in the season opener at NJD (10/4) • Scored his first NHL goal vs. PHX (10/8) • Recorded an assist at Yankee Stadium vs. NYR (1/29) • Recorded his first two-point NHL game (1+1) at TBL (3/27)… **2012-13:** Tied for the AHL lead among defensemen and ranked third on the team with 48 points (14+34) in 75 games during his second season with the Bridgeport Sound Tigers • Led Bridgeport in assists and ranked third in goals • Tied for second among AHL defensemen in goals • Tied for first on the team with a plus-14 rating • Ranked third on the team with 151 shots on goal • Represented the Sound Tigers at the 2013 AHL All-Star Classic in Providence • Began the month of February with a six-game point streak (2+5) from 2/1-2/17 • Became the first defenseman in Sound Tigers history to record four points (1+3) in one game vs. Worcester (4/4)… **2011-12:** Led Bridgeport defensemen in scoring and ranked third overall on the team with 45 points (10+35) in 72 games during his rookie AHL season • Finished fourth among AHL defensemen in scoring and earned 2011-12 AHL All-Rookie First Team Honors • Led the Sound Tigers in games played with 72, missing only four games (one due to suspension, three due to NHL recall) • Made his NHL debut with the Islanders at NJD (4/3) and played in the final three games of the season… **2010-11:** Led University of Denver defensemen in scoring with 32 points (9+23), appearing in all 42 games during his sophomore season in the Western Collegiate Hockey Association • Named to the All-WCHA Second Team, the Inside College Hockey All-America Third Team and the All-U.S. College Hockey Online Third Team • Tied for fourth among WCHA blueliners in scoring with 21 points (4+17) in 28 league games • Led Denver with 64 penalty minutes and 101 blocked shots • Ranked third on the team with a plus-17 rating • Recorded seven multi-point games • Named to the Red Baron WCHA Final Five and NCAA Midwest Regional All-Tournament teams • Named to the All-WCHA Academic Team • Finished his DU career with 53 points (16+37) in 78 games • Signed an Amateur Tryout Contract with Bridgeport and appeared in six games, scoring five points (1+4) • Made his professional debut at Springfield (4/1) • Recorded his first pro point (assist) at Binghamton (4/2) • Scored his first pro goal vs. Albany (4/10)… **2009-10:** Played in 36 games as a freshman at the University of Denver, tallying 21 points (7+14) • Named an Inside College Hockey Freshman All-American, an All-College Hockey News Rookie Team member and an All-WCHA Rookie Team honoree • Led all WCHA rookie blueliners with seven goals • Ranked sixth in WCHA rookie scoring and tied for fifth with 15 points (4+11) in 26 league games • Earned Red Baron WCHA Rookie of the Week honors (3/3) • Helped Team USA to a gold medal at the 2010 World Junior Championship in Saskatoon and Regina… **2008-09:** Named to the USHL All-Star Team after scoring 51 points (19+32) in 57 games with Cedar Rapids • Added a team-leading 10 power-play goals and 43 penalty minutes • Played in the 2009 USHL Prospects All-Star Game • Was a two-time USHL Defensive Player of the Week honoree… **2007-08:** Led Cedar Rapids defensemen in goals (12) and points (30) • Posted a team-high plus-19 rating • His nine power-play goals ranked second on the team • Earned All-USHL Rookie Team honors • Was a two-time USHL Defensive Player of the Week honoree • Tallied points (6+3) in eight straight games (1/13-2/1) • Earned all-tournament honors for the gold-medal winning U.S. Team at the 2008 World Junior A Challenge in Camrose, Alberta.

CAREER STATS

			REGULAR SEASON											PLAYOFFS				
SEASON	**TEAM**	**LEAGUE**	**GP**	**G**	**A**	**P**	**+/-**	**PIM**	**PP**	**SH**	**GW**	**S**	**S%**	**GP**	**G**	**A**	**P**	**PIM**
2007-08	Cedar Rapids	USHL	59	12	18	30	19	41	9	0	0	–	–	3	0	1	1	4
2008-09	Cedar Rapids	USHL	57	19	32	51	5	43	10	0	3	–	–	5	0	4	4	2
2009-10	U. of Denver	WCHA	36	7	14	21	–	50	–	–	–	–	–	–	–	–	–	–
	USA	WJC	7	3	2	5	–	2	–	–	–	–	–	–	–	–	–	–
2010-11	U. of Denver	WCHA	42	9	23	32	–	64	2	1	0	–	–	–	–	–	–	–
	Bridgeport	AHL	6	1	4	5	1	10	0	0	1	10	10.0	–	–	–	–	–
2011-12	Bridgeport	AHL	72	10	35	45	11	63	2	0	1	119	8.4	3	0	1	1	6
	NY Islanders	**NHL**	**3**	**0**	**0**	**0**	**-3**	**0**	**0**	**0**	**0**	**6**	**0.0**	**--**	**--**	**--**	**--**	**--**
2012-13	Bridgeport	AHL	75	14	34	48	14	112	4	0	2	151	9.3	–	–	–	–	–
2013-14	**NY Islanders**	**NHL**	**52**	**2**	**14**	**16**	**-9**	**26**	**1**	**0**	**0**	**86**	**2.3**	**--**	**--**	**--**	**--**	**--**
	Bridgeport	AHL	27	7	14	21	11	25	4	0	1	79	8.9	–	–	–	–	–
	USA	WC	6	2	0	2	1	2	1	0	0	7	28.6	–	–	–	–	–
2014-15	**NY Islanders**	**NHL**	**12**	**0**	**3**	**3**	**4**	**0**	**0**	**0**	**0**	**12**	**0.0**	**2**	**0**	**0**	**0**	**10**
	NHL Totals		**67**	**2**	**17**	**19**	**-8**	**26**	**1**	**0**	**0**	**104**	**1.9**	**2**	**0**	**0**	**0**	**10**
	Buffalo Totals		--	--	--	--	--	--	--	--	--	--	--	--	--	--	--	--

JEAN **DUPUY** LEFT WING

Born: **OCT 6, 1994** in Ottawa, ON **6** ft **3** in **205** lbs
Shoots: **Left** Last Amateur Club: **Sault Ste. Marie (OHL)**
Acquired: **Signed by Buffalo as a free agent, November 28, 2014.**

CAREER STATS

2014-15: Completed his junior career by posting career-highs with 18 goals, 28 assists and 46 points in 54 games with the Sault Ste. Marie Greyhounds of the Ontario Hockey League • Finished ninth in the OHL with a career-best plus-40 rating • Recorded 12 multi-point games over the course of the season • Registered a season-high four points (1+3) at North Bay (10/16) • Totaled nine points (3+6) during a season-best four-game point streak (10/11-10/18) • Scored in back-to-back games three times • Added six points (4+2) in 10 playoff contests • Scored twice in Game 2 of Sault Ste. Marie's first-round series against Guelph (4/9)… **2013-14:** Totaled 18 points (10+8) in 48 OHL games between the Kingston Frontenacs and Sault Ste. Marie Greyhounds • Scored his lone goal for the Frontenacs vs. Sault Ste. Marie (10/6) • Finished with a goal in his debut for Sault Ste. Marie vs. Plymouth (10/11) • Collected three assists at Saginaw (2/8) • Had four points (3+1) in nine postseason appearances… **2012-13:** Appeared in 42 games for Kingston, recording seven points (4+3) and a career-high 79 penalty minutes • Recorded his first two points of the season (1+1) vs. Ottawa (10/26) • Scored in back-to-back games at Sarnia (12/15) and at London (12/16) • Recorded nine penalty minutes in four playoff games… **2011-12:** Recorded eight points (3+5) in 50 games with the Frontenacs • Made his OHL debut at Barrie (9/22) • Recorded his first two OHL points (0+2) at Brampton (9/29) • Scored his first OHL goal vs. Ottawa (1/1).

CAREER STATS

			REGULAR SEASON											PLAYOFFS				
SEASON	TEAM	LEAGUE	GP	G	A	P	+/-	PIM	PP	SH	GW	S	S%	GP	G	A	P	PIM
2011-12	Kingston	OHL	50	3	5	8	-21	25	0	0	0	–	–	–	–	–	–	–
2012-13	Kingston	OHL	42	4	3	7	-10	79	1	0	0	–	–	4	0	0	0	9
2013-14	Kingston	OHL	3	1	0	1	0	5	0	0	0	–	–	–	–	–	–	–
	Sault Ste. Marie	OHL	45	9	8	17	1	41	1	0	0	–	–	9	3	1	4	2
2014-15	Sault Ste. Marie	OHL	54	18	28	46	40	52	0	0	1	–	–	10	4	2	6	9

COLIN **JACOBS** CENTER

Born: **JAN 20, 1993** in Coppell, TX **6** ft **2** in. **206** lbs.
Shoots: **Right** Last Amateur Club: **Prince George (WHL)**
Acquired: **Selected by Buffalo in the fourth round (107th overall) of the 2011 NHL Draft.**

CAREER STATS

2014-15: Recorded two points (1+1) in nine games with Rochester (AHL) • Spent the majority of the season with Elmira (ECHL), where he posted 13 points (5+8) and a career-high 113 penalty minutes in 40 games • Had a four-game point streak (2+2) with Elmira from 11/14-11/22 • Registered a team-high three points (1+2) at Reading (12/31)… **2013-14:** Posted two assists in 24 AHL games • Appeared in three games during the 2013 Spengler Cup in Davos, Switzerland • Reassigned to the Elmira Jackals (ECHL) on 11/29; made his ECHL debut vs. Wheeling (11/29)… **2012-13:** Joined the Amerks for 11 games at the end of the season, recording three points (1+2) • Notched his first multi-point game with a pair of assists and scored the shootout winner at Adirondack (4/6) • Scored his first pro goal at Houston (3/23) • Made his professional debut at Texas (3/22) • Completed his junior career with the Prince George Cougars (WHL), capturing career-highs in goals (25), assists (28) and points (53) • Finished first among Cougars skaters in goals and points and ranked second in assists • Scored a team-high 13 power play goals, good for 15th in the WHL • Led Prince George with 13 multi-point games and was named the team's Hubbell Designer Goldsmith's Player of the Year • Notched a four-game point streak (2+4) from 3/9-3/14 • Registered his second hat trick of the season at Medicine Hat (2/15) • Registered three consecutive multi-point games from 12/15-12/30, totaling eight points (3+5) • Posted a season-best eight-game point streak (7+7) from 9/22-10/12 to start the 2012-13 campaign • Recorded a career-high five points (3+2), including his first career hat trick, in his Prince George debut at Everett (9/22)… **2011-12:** Appeared in 44 games with the Seattle Thunderbirds (WHL), scoring nine goals and adding 10 assist for 19 points • Tied for second on the team with four power play goals • Had a three-game point streak (2+1) from 2/8-2/11 • Made season debut vs. Prince George (12/9) after missing the first 26 games of the season with a shoulder injury… **2010-11:** Tied for third among Seattle skaters in goals and ranked fifth in points • Skated for Team Orr at the 2011 CHL Home Hardware Top Prospects Game, picking up one assist in his team's 7-1 win over Team Cherry • Tallied four points (3+1) at Prince George (12/3) • Posted a three-game point streak (3+3) from 11/9-11/12… **2009-10:** Appeared in a team-high 72 games as a rookie for the Thunderbirds • Led all Seattle rookies and finished tied for sixth on the team in scoring; tied for fourth in goals • Notched his first multi-goal game (2+0) at Prince George (2/24) • Scored his first career goal as part of a three-point game (1+2) in his season debut against Everett (9/18)… **2008-09:** Appeared in two games for Seattle, making his WHL debut at Portland (12/6) • Tallied three points (2+1) in four postseason contests • Scored first playoff goal in Game 2 vs. Spokane (3/24) • Made his WHL playoff debut in Game 1 at Spokane (3/21), earning an assist.

CAREER STATS

			REGULAR SEASON											PLAYOFFS				
SEASON	**TEAM**	**LEAGUE**	**GP**	**G**	**A**	**P**	**+/-**	**PIM**	**PP**	**SH**	**GW**	**S**	**S%**	**GP**	**G**	**A**	**P**	**PIM**
2008-09	Seattle	WHL	2	0	0	0	-2	0	–	–	–	–	–	4	2	1	3	0
2009-10	Seattle	WHL	72	13	13	26	-33	119	–	–	–	–	–	–	–	–	–	–
2010-11	Seattle	WHL	68	22	22	44	-20	69	–	–	–	–	–	–	–	–	–	–
2011-12	Seattle	WHL	44	9	10	19	-18	46	–	–	–	–	–	–	–	–	–	–
2012-13	Prince George	WHL	66	25	28	53	-27	98	–	–	–	–	–	–	–	–	–	–
	Rochester	AHL	11	1	2	3	0	0	0	0	0	9	11.1	–	–	–	–	–
2013-14	Rochester	AHL	24	0	2	2	-7	29	0	0	0	24	0.0	–	–	–	–	–
	Elmira	ECHL	4	2	1	3	2	0	0	0	0	24	8.3	–	–	–	–	–
2014-15	Elmira	ECHL	40	5	8	13	-15	113	0	0	1	54	9.3	–	–	–	–	–
	Rochester	AHL	9	1	1	2	-2	19	0	0	1	6	16.7	–	–	–	–	–

JUSTIN **KEA** CENTER

Born: **FEB 7, 1994** in Perry, ON **6** ft **4** in. **223** lbs.
Shoots: **Left** Last Amateur Club: **Saginaw (OHL)**
Acquired: **Selected by Buffalo in the third round (73rd overall) of the 2012 NHL Draft.**

CAREER STATS

2014-15: Tallied two goals in 26 games with for Rochester (AHL) • Appeared in 35 games with the Elmira Jackals (ECHL), totaling 12 points (5+7) • Recorded his first professional point (assist) in his ECHL debut vs. Kalamazoo (10/17) • Scored his first professional goal vs. Reading (10/24) • Registered a four-game point streak (2+3) from 11/8-11/19 with Elmira • Recorded his first professional multi-point game (1+1) vs. Evansville (11/15) • Scored his first AHL goal at Utica (3/20)… **2013-14:** Made his AHL debut at Toronto (4/5) • Played 58 games for the OHL's Saginaw Spirit and was fourth on the team with 49 points (22+27) • Tied a career high in goals (22) and set career highs with 27 assists, 49 points and a plus-14 rating • Notched a season-best five-game point streak (2+5) from 10/4-10/14 • Tallied four game-winning goals, including the overtime winner in his last regular season OHL game against Sault Ste. Marie (3/17) • Recorded his 100th OHL point with a second-period goal against Windsor (12/28) • Registered four points (1+3) in five playoff games… **2012-13:** Recorded his first career two-goal game against Oshawa (10/26) • Finished fifth on the Saginaw Spirit with 48 points (22+26) over 68 games • Recorded 12 multi-point games, including five two-goal games • Five-game point streak (10/20-11/3) • Scored one goal in four playoff games… **2011-12:** Played 65 games for Saginaw and notched 14 points (3+11) • Had a three-game point streak (0+5) from 3/10-3/16 • Scored five points (1+4) in 12 playoff games • His first OHL playoff goal was a shorthanded tally against Sarnia (3/31)… **2010-11:** Recorded one assist in five games as part of the gold medal-winning Canadian World U-17 Hockey Challenge team • Scored his first OHL goal in the third period against the Owen Sound Attack (10/29) • Had six points (4+2) in 62 games for Saginaw • Played 10 playoff games and notched his only playoff assist against Guelph (3/28).

CAREER STATS

			REGULAR SEASON											PLAYOFFS				
SEASON	**TEAM**	**LEAGUE**	**GP**	**G**	**A**	**P**	**+/-**	**PIM**	**PP**	**SH**	**GW**	**S**	**S%**	**GP**	**G**	**A**	**P**	**PIM**
2010-11	Saginaw	OHL	62	4	2	6	-5	49	0	0	1	–	–	10	0	1	1	0
2011-12	Saginaw	OHL	65	3	11	14	-4	76	0	0	0	–	–	12	1	4	5	2
2012-13	Saginaw	OHL	68	22	26	48	12	102	2	3	3	–	–	4	1	0	1	7
2013-14	Saginaw	OHL	58	22	27	49	14	97	0	4	4	–	–	5	1	3	4	0
	Rochester	AHL	1	0	0	0	0	0	0	0	0	0	0.0	–	–	–	–	–
2014-15	Elmira	ECHL	35	5	7	12	-15	65	1	0	1	51	9.8	–	–	–	–	–
	Rochester	AHL	26	2	0	2	-6	56	0	0	0	15	13.3	–	–	–	–	–

JEROME **LEDUC** DEFENSE

Born: **JUL 30, 1992** in Quebec City, QC **6** ft **1** in. **193** lbs.
Shoots: **Right** Last Amateur Club: **Rimouski (QMJHL)**
Acquired: **Selected by Buffalo in the third round (68th overall) of the 2010 NHL Draft.**

CAREER STATS

2014-15: The only Rochester player to appear in all 76 games; set career-high marks in games played, goals (6), assists (19) and points (25) • Logged four multi-point games • Appeared in his 100th AHL game vs. Adirondack (10/10) • Had a three-game point streak (1+3) from 2/8-2/13 • Matched a career-high with three points (1+2) and scored the game-winning goal, a shorthanded tally, at Lake Erie (2/24) • Scored in back-to-back games on 2/24 and 2/25, marking his first professional goal scoring streak • Posted a season-best four-game point streak (2+4) from 2/20-2/25… **2013-14:** In his second AHL season, matched or topped his career highs in games played, goals, assists and points • Appeared in three games for the Amerks during the 2013 Spengler Cup in Davos, Switzerland • Logged a season-high 23:13 TOI vs. Wilkes-Barre/Scranton (11/20) • Tallied three points (1+2), including the game-winning goal, vs. Utica (10/19) • Made his ECHL debut for Gwinnett vs. Reading (2/21); notched his first ECHL point (assist) vs. South Carolina (2/23) • Recorded his first professional playoff point (assist) in Game 2 vs. Chicago on (4/26)… **2012-13:** Closed out his first pro season in Rochester by collecting seven points on three goals and four assists in 48 games with the Amerks • Notched the game-winning goal at Hamilton (3/30) • Had a three-game point streak (1+2; 12/21-12/26) • Scored his first professional goal in his pro debut at Hamilton (11/14) • Missed the first two games of the season (10/12-10/13) with an injury • Made his professional playoff debut in Game 1 of the Western Conference Quarterfinals at Toronto on 4/27 • Appeared in all three of Rochester's postseason contests… **2011-12:** Completed his junior career with Rimouski (QMJHL), setting career-highs in all offensive categories in goals (28), assists (46), points (74) and penalty minutes (41) while appearing in 62 games • His 46 assists ranked 18th among league leaders • Finished the campaign first among QMJHL defensemen in scoring, including leading all blueliners in goals and power-play goals (12) • Ranked second in the league with 262 shots on goal while averaging 1.19 points per game • Registered 37 power-play points, ranking tied for 13th in goals (12) and sixth in assists (25), respectively • Helped Rimouski to the President's Cup Finals, marking Oceanic's first QMJHL Finals appearance since their last championship season of 2004-05 • Finished the 2012 playoffs first among league rearguards with nine goals and 19 points in 21 games • Had a productive postseason run with Rimouski, finishing atop the league's point-getters in shots (84) and power-play goals (5), in addition to placing tied for 12th overall among top goal scorers… **2010-11:** Recorded 56 points (18+38) in 61 games for Rimouski of the QMJHL to rank first on his team and second in the league in scoring among defensemen • Finished third on his team in scoring overall • Increased his point total for the third consecutive season • Contributed seven power-play tallies and scored one shorthanded goal • Added three points in five playoff games • Took part in Hockey Canada's 2011 National Junior Team Summer Development Camp… **2009-10:** Appeared in a career-high 68 games for Rouyn-Noranda (QMJHL), collecting 46 points (20+26) • Led all Huskies defensemen in scoring while finishing fourth on the team overall • Posted six points (2+4) in 11 playoff contests… **2008-09:** In his first season in the QMJHL, registered 17 points (1+16) in 52 games with Rouyn-Noranda.

CAREER STATS

			REGULAR SEASON											PLAYOFFS				
SEASON	**TEAM**	**LEAGUE**	**GP**	**G**	**A**	**P**	**+/-**	**PIM**	**PP**	**SH**	**GW**	**S**	**S%**	**GP**	**G**	**A**	**P**	**PIM**
2007-08	St-Francois	QAAA	43	10	12	22	–	10	–	–	–	–	–	17	2	6	8	26
2008-09	Rouyn-Noranda	QMJHL	52	1	16	17	-20	8	1	0	–	–	–	6	0	2	2	5
2009-10	Rouyn-Noranda	QMJHL	68	20	26	46	26	16	10	0	3	–	–	11	2	4	6	2
2010-11	Rimouski	QMJHL	61	18	38	56	-1	26	7	1	2	165	10.9	5	1	2	3	6
2011-12	Rimouski	QMJHL	62	28	46	74	13	41	12	0	4	–	–	21	9	10	19	12
2012-13	Rochester	AHL	48	3	4	9	-9	8	0	0	1	50	6.0	3	0	0	0	0
2013-14	Rochester	AHL	51	3	7	10	-15	22	1	0	1	62	4.8	4	0	1	1	0
	Gwinnett	ECHL	8	1	3	4	-1	2	1	0	–	–	–	–	–	–	–	–
2014-15	Rochester	AHL	76	6	19	25	-11	59	2	1	1	130	4.6	–	–	–	–	–

NATHAN **LIEUWEN** GOALTENDER

Born: **AUG 8, 1991** in Abbotsford, BC **6** ft **4** in. **189** lbs.
Catches: **Left** Last Amateur Club: **Kootenay (WHL)**
Acquired: **Selected by Buffalo in the sixth round (167th overall) of the 2011 NHL Draft.**

CAREER STATS

2014-15: Missed the last 45 games of the season (12/27-4/19) due to injury • Stopped 27 of 28 shots in his season debut vs. Adirondack (10/10) • Made four straight starts from 10/10-10/22 • Recalled to the Buffalo (11/19); reassigned to Rochester (11/23) • Made 26 saves before denying all seven shooters in a 3-2 shootout win vs. Adirondack (12/19)… **2013-14:** Recalled from Rochester on 3/16; made his NHL debut in a relief appearance vs. MTL (3/16), stopping all 10 shots faced in 21:45 of action • Turned aside 23 of 26 shots in his first NHL start at CGY (3/18) • Made 33 saves, plus seven in the shootout, to earn his first NHL win vs. NJD (4/1) • Missed the season's final four outings due to a concussion suffered at PHI (4/6) • Posted a 17-11-2 AHL record in his first professional season • Ranked fourth in the AHL in save percentage (.922) and eighth in goals against average (2.34) • Named the Amerks' Rookie of the Year as voted on by members of the Booster Club • Recorded his first AHL point with an assist vs. Syracuse (3/7) • Posted a season-best four-game winning streak with Rochester from 1/18-2/1 • Made 11 saves in one appearance for the Amerks during the 2013 Spengler Cup in Davos, Switzerland… **2012-13:** Posted a 1-2-0 record with a 2.65 goals-against average and a .919 save percentage in four AHL appearances with Rochester • Played the majority of the season with the Greenville Road Warriors (ECHL), where he tabbed a 14-10-12 record • Missed the last nine games (4/5-4/21) of the regular season with an injury • Earned his first AHL win with a 39-save shutout at San Antonio (3/24) • Made 17 saves in his AHL debut against Hershey (2/17) • Made a season-high 39 saves against Wheeling (12/28) • Named the Reebok Hockey/ECHL Goaltender of the Week for period ending 12/16 after posting a 2-0-0 record with one shutout, a 0.50 goals-against average and a .983 save percentage in two starts • Recorded his first pro shutout, stopping all 26 shots in a 6-0 win at South Carolina (12/11) • Registered four straight wins twice (10/28-11/7, 1/5-1/21) • Earned his first pro win with a 28-save effort in Greenville's 6-5 shootout victory at Orlando (10/28) • Made 16 saves in his professional debut in a 3-1 loss at Trenton (10/12)… **2011-12:** Set career bests in all goaltending categories, including games played (57), minutes played (3,340), saves (1,483), goals against average (2.50) and save percentage (.914) • Ranked third and fifth among league goaltenders in goals against average and save percentage, respectively • Set a new franchise record for the most wins by a goaltender with 85 career victories, surpassing the mark of 82 that was previously held by Taylor Dakers from 2003 to 2007… **2010-11:** Led the Kootenay Ice to the WHL Championship and a berth in the Memorial Cup • Was named WHL Playoffs Most Valuable Player • Led all WHL goaltenders in postseason wins, shutouts, GAA and saves • Set a franchise record for the most shutouts (3) during one postseason • Named the Kootenay Ice Scholastic Player of the Year for the second straight season… **2009-10:** Went 10-10-0 with a 3.09 goals against average and a .896 save percentage in 26 games with Kootenay of the WHL • Named the Kootenay Ice Scholastic Player of the Year • Also appeared in three playoff games for the Ice, making his WHL postseason debut on 3/24 and stopping all six shots he faced in 26 minutes of relief action… **2008-09:** Named to Team Cherry for the Home Hardware Top Prospects Game • Made 18 saves in a win over Prince Albert to record his first career WHL shutout (10/17) • Represented Team Canada as the starting goaltender at the 2008 U-18 Ivan Hlinka tournament in Slovakia, helping his country to a gold medal … **2007-08:** Recorded his first WHL win in Kootenay's 8-3 victory over Prince Albert (1/25) • Was part of Team Pacific at the 2007 U-17 championship in London, Ontario.

CAREER STATS

			REGULAR SEASON									PLAYOFFS							
SEASON	**TEAM**	**LEAGUE**	**GP**	**W**	**L**	**OT**	**SO**	**GA**	**SV%**	**GAA**	**MIN**	**GP**	**W**	**L**	**SO**	**GA**	**SV%**	**GAA**	**MIN**
2007-08	Westside	BCHL	13	9	2	0	0	23	–	1.94	710	3	0	2	0	10	–	4.32	139
	Kootenay	WHL	3	1	1	0	0	10	.910	3.26	184	–	–	–	–	–	–	–	–
2008-09	Kootenay	WHL	37	14	12	2	3	94	.885	2.94	1915	–	–	–	–	–	–	–	–
2009-10	Kootenay	WHL	26	10	10	0	0	64	.896	3.09	1244	3	0	1	0	4	.892	1.92	125
2010-11	Kootenay	WHL	55	33	16	4	3	144	.903	2.79	3098	19	16	3	3	44	.923	2.24	1178
2011-12	Kootenay	WHL	57	27	20	8	3	139	.914	2.50	3340	4	0	4	0	14	.896	3.53	238
2012-13	Rochester	AHL	4	1	2	0	1	9	.919	2.65	204	–	–	–	–	–	–	–	–
	Greenville	ECHL	27	14	10	2	1	78	.903	2.93	1598	–	–	–	–	–	–	–	–
2013-14	Rochester	AHL	32	17	11	2	2	70	.922	2.34	1796	–	–	–	–	–	–	–	–
	Buffalo	**NHL**	**7**	**1**	**4**	**0**	**0**	**18**	**.906**	**2.98**	**363**	--	--	--	--	--	--	--	--
2014-15	Rochester	AHL	16	4	9	0	0	45	.883	3.29	821	–	–	–	–	–	–	–	–
	NHL Totals	**7**	**1**	**4**	**0**	**0**	**18**	**.906**	**2.98**	**363**	--	--	--	--	--	--	--	--	
	Buffalo Totals	**7**	**1**	**4**	**0**	**0**	**18**	**.906**	**2.98**	**363**	--	--	--	--	--	--	--	--	

ANDREY **MAKAROV** GOALTENDER

Born: **APR 20, 1993** in Kazan, RUS **6** ft **2** in. **194** lbs.
Catches: **Left** Last Amateur Club: **Saskatoon (WHL)**
Acquired: **Signed by Buffalo as a free agent, September 14, 2012.**

CAREER STATS

2014-15: Appeared in one game for the Sabres, making 33 saves in his NHL debut at NYI (4/4) • Appeared in 39 games for Rochester (AHL), setting career highs in games played (39), shutouts (3), wins (16), minutes (2,209) and saves (1,014) • Earned his first win of the season, stopping 34 of 35 shots vs. Adirondack (10/24) • Recorded his first professional shutout and collected an assist at Syracuse (10/31) • Had a three-game win streak from 10/24-10/31 • Made a career-high 45 saves at Adirondack (11/22) • Earned his second shutout of the season vs. Iowa (1/2) • Had a three-game win streak from 1/9-1/18 • Posted his third shutout of the season at Syracuse (3/28) • Missed the last three games of the season (4/17-4/19) due to injury… **2013-14:** Closed out the regular season on a seven-game winning streak (4/2-4/18), posting a .931 save percentage during that stretch • Recalled to Buffalo 4/8 and 4/13, but did not appear in any games • Earned his first AHL win with a 24-save effort vs. Syracuse (4/2); also registered his first professional point with an assist • Stopped 33 of 35 shots in his AHL debut at Toronto (3/25) • Posted a 15-11-2-2 record with a 2.79 goals-against average and a .906 save percentage in 31 games with Fort Wayne (ECHL) prior to joining the Amerks • Made a season-high 43 saves against Reading (12/21) • Made his professional debut for Fort Wayne at Las Vegas (11/1); picked up his first win, stopping 26 of 27 shots • Made his professional postseason debut in Game 1 vs. Chicago (4/25) • Earned his first playoff win with a 26-save effort in Game 2 vs. Chicago (4/26)… **2012-13:** Posted his best season in junior hockey, capturing career-highs in games played (61), minutes (3,487), shutouts (7), wins (37), saves (1,723), goals-against average (2.62) and save percentage (.919) • Played in 61 of Saskatoon's 72 regular-season games, ranking fourth among league backstops in games played • Tied for first in the WHL in wins and shutouts while ranking third in saves and fifth in minutes • Finished the campaign ranked fifth and ninth among WHL goaltenders in save percentage and goals-against average, respectively • Named the Blades' MVP for the second straight season • Registered a season-long 18-game winning streak, including three shutouts (1/27-3/1); boasted a 1.54 goals-against average and a .952 save percentage during that span • Logged back-to-back shutouts vs. Regina (12/8-12/9) • Posted a 0-4 record with a 3.66 goals-against average and a .897 save percentage in four WHL playoff appearances for Saskatoon • Appeared in four Memorial Cup games as a member of host Saskatoon • Received the Hap Emms Memorial Trophy as the tournament's top netminder after going 1-3 with a 4.09 goals-against average and a .889 save percentage • Took home a silver medal with Team Russia at the 2013 U-20 World Junior Championship in Ufa, Russia… **2011-12:** Went 29-21-2 with a 3.01 goals against average and a .913 save percentage in 54 games in his first season with Saskatoon, earning team MVP honors • Ranked seventh in the league in save percenage • Recorded second shutout of the season with a 34-save performance at Prince Albert (3/7) • Picked up his first-career shutout with 38 saves vs. Kootenay (2/24) • Had a seven-game winning streak from 11/8-11/22 • Opened the season on a six-game win streak from 9/24-10/15 • Earned his first win in his WHL debut at Prince Albert (9/24) • Posted a 0-4 record in four WHL playoff games • Made his WHL playoff debut in Game 1 of Saskatoon's first-round series against Medicine Hat (3/23) • Won a silver medal with Russia at the 2012 U-20 World Junior Championship; earned the start in the gold medal game against Sweden, stopping 57 of 58 shots in the 1-0 overtime loss… **2010-11:** Spent his first season in North America with the QMJHL's Lewiston MAINEiacs, going 11-12-2 with a 3.37 goals-against average and a .890 save percentage in 27 games • Compiled a four-game winning streak from 1/16-2/5 • Earned his first-career win and shutout with a 22-save win at Rimouski (10/1) • Made 30 saves in his QMJHL debut vs. Rimouski (9/11) • Went 0-1 with 51 saves and a 3.40 goals-against average and a .895 save percentage in two postseason appearances with Lewiston • Made his QMJHL playoff debut in Game 1 of Lewiston's first-round series against Saint John (4/23).

CAREER STATS

			REGULAR SEASON									PLAYOFFS							
SEASON	**TEAM**	**LEAGUE**	**GP**	**W**	**L**	**OT**	**SO**	**GA**	**SV%**	**GAA**	**MIN**	**GP**	**W**	**L**	**SO**	**GA**	**SV%**	**GAA**	**MIN**
2010-11	Lewiston	QMJHL	27	11	12	2	2	78	.890	3.37	1390	3	0	1	0	6	.895	3.40	106
2011-12	Saskatoon	WHL	54	29	21	2	2	156	.913	3.01	1640	4	0	4	0	17	.872	4.10	249
	Russia	WJC	3	2	0	1	–	–	.979	0.88	–	–	–	–	–	–	–	–	–
2012-13	Saskatoon	WHL	61	37	17	5	7	152	.919	2.62	1723	4	0	4	0	12	.897	3.66	196
	Russia	WJC	3	2	1	0	0	9	.933	2.99	181	–	–	–	–	–	–	–	–
2013-14	Fort Wayne	ECHL	31	15	11	4	0	86	.906	2.79	1850	–	–	–	–	–	–	–	–
	Rochester	AHL	10	7	3	0	0	22	.927	2.20	601	5	2	3	0	15	.907	3.01	299
2014-15	Rochester	AHL	39	16	18	3	3	107	.905	2.91	2,209	–	–	–	–	–	–	–	–
	Buffalo	**NHL**	**1**	**0**	**1**	**0**	**0**	**3**	**.917**	**3.00**	**60**	--	--	--	--	--	--	--	--
	NHL Totals		**1**	**0**	**1**	**0**	**0**	**3**	**.917**	**3.00**	**60**	--	--	--	--	--	--	--	--
	Buffalo Totals		**1**	**0**	**1**	**0**	**0**	**3**	**.917**	**3.00**	**60**	--	--	--	--	--	--	--	--

JAKE **McCABE** DEFENSE

Born: **OCT 12, 1993** in Eau Claire, WI **6** ft **0** in. **214** lbs.
Shoots: **Left** Last Amateur Club: **Wisconsin (NCAA-Big Ten)**
Acquired: **Selected by Buffalo in the second round (44th overall) of the 2012 NHL Draft.**

CAREER STATS

2014-15: Appeared in two games for the Buffalo Sabres (NHL) • Had a productive rookie campaign for Rochester (AHL) that saw him produce 29 points (5+24) in 57 games • Led all Amerks rookies in scoring and finished sixth among all first-year AHL defensemen • Logged 21:54 of ice time in his AHL debut against Rockford (10/22) • Registered his first AHL point (assist) vs. Adirondack (10/24) • Scored his first professional goal at Hamilton (11/16) • Recorded his first multi-point game (0+2) vs. Utica (11/21) • Missed two games (1/2-1/3) due to illness • Posted a six-game point streak (2+5) from 1/30-2/8 • Returned to the lineup at Iowa (4/3) after missing the previous nine games (3/6-4/1) due to injury • Missed the last three games of the season (4/17-4/19) due to injury… **2013-14:** Tallied his first NHL point (assist) during a season-high 16:25 TOI in the season finale vs. NYI (4/13) • Logged 16:20 TOI in his NHL debut at STL (4/3) • Completed his junior season at the University of Wisconsin (Big Ten), earning All-Big Ten honors by registering a career-high 25 points (8+17) over 33 games and serving as the team's assistant captain • Helped the Badgers to a Big Ten conference tournament championship and was named a CCM American Hockey Coaches First-Team West All-American • Ranked fifth on the team in points and finished tied for third in scoring among Big Ten defensemen • Scored twice and added an assist for a career-high three-point game vs. Alaska-Anchorage (1/4) • Posted three-game point streaks 10/18-11/1 (1+4) and 11/16-11/30 (1+2) • Netted his first career shorthanded goal vs. Northern Michigan (10/11) • Represented the United States at the 2014 IIHF World Championships in Minsk, Belarus; averaged 10:26 TOI per game… **2012-13:** Led all Badgers defensemen in points and assists on his way to being named a Third-Team All-WCHA selection • Was a WCHA All-Academic pick and earned Academic All-Big Ten honors • Tied for 10th in scoring among WCHA blueliners with 15 points in conference play; his 21 points in all competitions placed tied for 12th among all NCAA defensemen • Posted two three-game assist streaks (2/15-2/24; 3/21- 3/23) • Captained Team USA to a gold medal at the 2013 IIHF World Junior Championship in Ufa, Russia; named to the media All-Star Team and ranked third in scoring among the tournament's defensemen with three goals and six points… **2011-12:** Ranked second among team freshmen and seventh among all Wisconsin skaters in points • Scored two of his three goals on the power play • Named the WCHA Rookie of the Week on 1/10 • Had a three-game point streak (2+2) from 1/6-1/13 • Picked up his first career multi-point game with a pair of assists against Michigan State (1/13) • Scored his first and second career goals, both game-winners, in a back-to-back series against RIT (1/6-1/7) • Collected his career point an assist against Minnesota-Duluth (12/9)… **2010-11:** His second full season with USA Hockey's National Team Development Program • Recorded six points (2+4) in 19 USHL contests • Also notched 10 points (2+8) in 27 games with the U.S. National U-18 team • Won gold with Team USA at the 2011 IIHF U-18 World Championship in Dresden, Germany… **2009-10:** Tallied five assists in 35 games in his first season with USA Hockey's National Team Development Program • Added three assists in 16 games with the U.S National U-17 team before appearing in one game for the U-18 squad • Won gold with Team USA at the 2010 U-17 World Hockey Challenge in Ontario, Canada • Played for Team USA in the 2009 U-17 Five Nations Tournament in Fussen, Germany.

CAREER STATS

			REGULAR SEASON											PLAYOFFS				
SEASON	**TEAM**	**LEAGUE**	**GP**	**G**	**A**	**P**	**+/-**	**PIM**	**PP**	**SH**	**GW**	**S**	**S%**	**GP**	**G**	**A**	**P**	**PIM**
2008-09	Eau Claire	Wisc. HS	23	2	20	22	–	16	–	–	–	–	–	–	–	–	–	–
	Wisconsin	UMHSEL	22	3	7	10	–	–	–	–	–	–	–	–	–	–	–	–
2009-10	USNDTP	USHL	35	0	5	5	-10	34	0	0	0	24	0.0	–	–	–	–	–
	USNDTP	U-17	16	0	3	3	–	16	0	0	0	–	–	–	–	–	–	–
	USNDTP	U-18	1	0	0	0	–	2	0	0	0	–	–	–	–	–	–	–
2010-11	USNDTP	USHL	19	2	4	6	6	4	0	0	0	9	22.2	–	–	–	–	–
	USNDTP	U-18	27	2	8	10	–	10	–	–	–	–	–	–	–	–	–	–
2011-12	Wisconsin	WCHA	26	3	9	12	–	12	2	0	2	–	–	–	–	–	–	–
2012-13	Wisconsin	WCHA	38	3	18	21	–	50	2	0	0	–	–	–	–	–	–	–
	United States	WJC	7	3	3	6	9	16	0	0	1	–	–	–	–	–	–	–
2013-14	Wisconsin	Big Ten	36	8	17	25	–	53	3	1	2	–	–	–	–	–	–	–
	Buffalo	**NHL**	**7**	**0**	**1**	**1**	**-3**	**15**	**0**	**0**	**0**	**1**	**0.0**	--	--	--	--	--
	United States	WC	7	0	0	0	-2	2	0	0	0	7	–	–	–	–	–	–
2014-15	Rochester	AHL	57	5	24	29	-3	50	3	0	0	83	6.0	–	–	–	–	–
	Buffalo	**NHL**	**2**	**0**	**0**	**0**	**0**	**0**	**0**	**0**	**0**	**2**	**0.0**	--	--	--	--	--
	NHL Totals		**9**	**0**	**1**	**1**	**-3**	**15**	**0**	**0**	**0**	**3**	**0.0**	--	--	--	--	--
	Buffalo Totals		**9**	**0**	**1**	**1**	**-3**	**15**	**0**	**0**	**0**	**3**	**0.0**	--	--	--	--	--

JACK **NEVINS** LEFT WING

Born: **SEPT 18, 1993** in Stittsville, ON **6** ft **1** in **209** lbs
Shoots: **Left** Last Amateur Club: **Rouyn-Noranda (QMJHL)**
Acquired: **Acquired by Buffalo from Montreal with a seventh-round pick in the 2016 NHL Draft in exchange for Torrey Mitchell, March 2, 2015.**

CAREER STATS

2014-15: Recorded 98 penalty minutes in 45 AHL games between the Hamilton Bulldogs and Rochester Americans • Recorded a fighting major in his season debut vs. San Antonio (10/26) • Registered a fighting major in four straight games (11/8-11/28) • Made his Amerks debut vs. Hamilton (3/13)… **2013-14:** Made his AHL debut, recording one assist in three appearances with the Hamilton Bulldogs • Totaled 48 points (19+29) in 64 QMJHL games between the Charlottetown Islanders and Rouyn-Noranda Huskies, posting career-highs in all offensive categories • Tied for fourth on the team in goals and finished fifth in points • Led the Huskies with 159 PIM and was one of just three players with 200 or more shots on the season (214) • Had a career-best plus-10 rating • Registered 11 multi-point outings and finished just six games without a shot on goal between the two clubs • Registered seven points (4+3) during a season-best five-game point streak (11/2-11/10), scoring in four straight games over that span • Signed an entry-level contract with the Montreal Canadiens (12/3) • Contributed eight points (5+3) in nine playoff contests for Rouyn-Noranda to finish second on the team in postseason scoring… **2012-13:** Released by the London Knights (OHL) after two games and joined the Prince Edward Island Rockets (QMJHL) for the remainder of the season • Made his QMJHL debut vs. Shawinigan (11/1) • Registered his first QMJHL point (assist) at Quebec (11/28) • Scored his first QMJHL goal at Quebec (12/9)… **2011-12:** Split the campaign between the Sarnia Sting and Kingston Frontenacs (OHL), recording 11 points (5+6) and 85 penalty minutes in 59 games • Made his OHL debut vs. Erie (9/23) • Scored his first career goal at Sault Ste. Marie (10/26) • Registered his first multi-goal game (2+0) at Saginaw (11/19) • Earned his first career assist at Sault Ste. Marie (12/28).

CAREER STATS

			REGULAR SEASON											PLAYOFFS				
SEASON	**TEAM**	**LEAGUE**	**GP**	**G**	**A**	**P**	**+/-**	**PIM**	**PP**	**SH**	**GW**	**S**	**S%**	**GP**	**G**	**A**	**P**	**PIM**
2010-11	Kemptville	CJHL	37	1	3	4	–	50	0	0	0	–	–	–	–	–	–	–
2011-12	Sarnia	OHL	36	4	1	5	-6	60	1	0	0	–	–	–	–	–	–	–
	Kingston	OHL	23	1	5	6	-6	25	0	0	1	–	–	–	–	–	–	–
2012-13	PEI	QMJHL	51	8	7	15	-8	103	0	0	2	86	9.3	–	–	–	–	–
	London	OHL	2	0	0	0	0	0	0	0	0	–	–	–	–	–	–	–
2013-14	Charlottetown	QMJHL	41	14	22	36	9	98	4	0	2	132	10.6	–	–	–	–	–
	Rouyn-Noranda	QMJHL	23	5	7	12	1	61	1	0	0	82	6.1	9	5	3	8	14
	Hamilton	AHL	3	0	1	1	-1	15	0	0	0	6	0.0	–	–	–	–	–
2014-15	Hamilton	AHL	32	0	0	0	-8	88	0	0	0	13	0.0	–	–	–	–	–
	Rochester	AHL	13	0	0	0	-5	10	0	0	0	11	0.0	–	–	–	–	–

CAL **O'REILLY** CENTER

Born: **SEPT 30, 1986** in Toronto, ON **5** ft **11** in **191** lbs
Shoots: **Left** Last Amateur Club: **Windsor (OHL)**
Acquired: **Signed by Buffalo as a free agent, July 3, 2015.**

CAREER STATS

2014-15: Named team captain (10/11) • Recorded a three-point (1+2) night vs. Toronto (10/25) • Scored overtime goal at Texas (12/3) • Recorded a three-point night at San Antonio (12/5) • Set franchise record with 14-game point streak (4+14) from 3/4-4/10... **2013-14:** Scored first point (assist) during his debut as a Comet at Rochester (11/22) • Recorded a point in six of his first 10 games with the Comets • Collected back-to-back multi-assist games at Syracuse (2/21) and at Binghamton (2/22)... **2012-13:** Played his first season overseas in the KHL • Skated in 32 games with Magnitogorsk Metallurg • Recorded 19 points (3+16) in 32 games... **2011-12:** Appeared in games for three NHL franchises and two AHL teams • Skated in 33 NHL contests with Nashville, Phoenix and Pittsburgh; totaled seven points (2+5) and picked up just four penalty minutes • Made his season debut and recorded an assist at CBJ (10/7)... **2010-11:** Ranked second on the team with 18 points (6+12) when he sustained a season-ending leg injury on 1/2 (missed 43 regular-season games, 12 playoff games) • Posted a pair of five-game point streaks in his first 27 games of the season (10/30-11/11 and 11/30-12/8) • Averaged 16:54 of ice time, well above his career average entering the season (13:21) • Led the team in shootout goals (3) and efficiency (50 percent) • Scored his first career game-winning goal at DAL (10/23)... **2009-10:** Ranked second on the Predators, and third among rookies with at least two attempts, in shootout efficiency (2-for-4) • Tied for fifth among NHL rookies in faceoff efficiency (47.3%) • Posted five (2+3) of his 11 NHL points (2+9) during a four-game stretch from 2/6-2/12; the stretch included a career-high three points (0+3) vs. SJS (2/6) and his first career power-play goal at NJD (2/12) • Led the Admirals in points (40), assists (36) and plus/minus rating (plus-19) in 35 games at the time of his fourth and final recall (1/25) • Made his second straight appearance at the AHL All-Star Classic... **2008-09:** Recalled to Nashville twice (2/28 and 3/26) • Recorded an assist in his NHL debut vs. DET (2/28) • Scored his first NHL goal vs. LAK (3/28) • Posted points (3+1) in four straight contests, in games No. 4-7 of his NHL career (3/28-4/3) • Tied for second in the AHL and led Milwaukee in assists (56) • Ranked second on the Admirals and tied for 15th in the AHL in scoring (69) • Led the Admirals and tied for fifth in the league in power-play assists (26) • Ranked first on the club in power-play points (30) and shorthanded points (1+2) • Scored a goal for the Canadian team at the 2009 AHL All-Star Classic • Posted his first professional hat trick as part of a five-point outing (3+2) vs. Peoria (2/8); scored shorthanded, on the power play and at even strength • Tied for second on the Admirals in both 2009 Calder Cup playoff points (8) and assists (6)... **2007-08:** Ranked third in the AHL in assists (63) and fifth in points (79) while leading Milwaukee in both categories • Tied for fourth in the AHL in shorthanded goals (5) and for fifth in the league in shorthanded points (7) • Led all Milwaukee skaters in both power-play points (31) and plus/minus (plus-9) • Ranked ninth in the AHL and led the Admirals in shooting percentage (18.8%) • Named the CCM/AHL Player of the Month for February 2008 after leading all AHL scorers with 24 points (5+19) in 16 games during the month... **2006-07:** Led all Milwaukee skaters and AHL rookies in assists (47) • Also ranked second on Milwaukee and tied for fifth among AHL rookies in points (65) • Named the AHL Rookie of the Month for April 2007 after notching nine points (3+6) in five games • Scored his first AHL goal and recorded his first AHL regular-season assist vs. Chicago (10/13)... **2005-06:** Made his professional debut vs. Chicago (4/14) and played two regular-season games with the Admirals • Appeared in 10 postseason games with Milwaukee, making his AHL playoff debut vs. Iowa (4/21) and recording his first professional point vs. Houston (5/6) • Led Windsor, and tied for third in the OHL, in assists (81) • Tied for eighth in the OHL Spitfires in points (99) • Led Windsor in playoff points (11) and assists (8) • Runner-up for the OHL's most sportsmanlike player award • Named smartest player in the Western Conference in the 2005-06 OHL coaches' poll; also finished second in the poll for best playmaker and third for best stickhandler... **2004-05:** Ranked second on the Spitfires and tied for 18th in the OHL in points (74) • Ranked second on Windsor in assists (50) and third in goals (24) • Played in the 2005 OHL All-Star Classic.

CAREER STATS

			REGULAR SEASON											PLAYOFFS				
SEASON	**TEAM**	**LEAGUE**	**GP**	**G**	**A**	**P**	**+/-**	**PIM**	**PP**	**SH**	**GW**	**S**	**S%**	**GP**	**G**	**A**	**P**	**PIM**
2002-03	St. Mary's	OJHL	46	11	19	30	–	2	–	–	–	–	–	–	–	–	–	–
2003-04	Windsor	OHL	61	3	18	21	-1	2	0	0		–	–	3	0	1	1	0
2004-05	Windsor	OHL	68	24	50	74	9	16	7	1		–	–	11	4	5	9	4
2005-06	Windsor	OHL	68	18	81	99	2	8	4	1		–	–	7	3	8	11	0
	Milwaukee	AHL	2	0	0	0	0	0	0	0	0			10	0	1	1	0
2006-07	Milwaukee	AHL	78	18	47	65	-11	20	5	1	4			4	1	2	3	0
2007-08	Milwaukee	AHL	80	16	63	79	9	22	4	5				6	1	2	3	0
2008-09	Milwaukee	AHL	67	13	56	69	8	20	4	1	1			11	2	6	8	0
	Nashville	**NHL**	**11**	**3**	**2**	**5**	**2**	**2**	**0**	**0**	**0**	**6**	**50.0**	--	--	--	--	--
2009-10	Milwaukee	AHL	35	9	31	40	19	8	2	1	2			–	–	–	–	–
	Nashville	**NHL**	**31**	**2**	**9**	**11**	**1**	**4**	**1**	**0**	**0**	**23**	**8.7**	--	--	--	--	--
2010-11	**Nashville**	**NHL**	**38**	**6**	**12**	**18**	**4**	**2**	**1**	**0**	**1**	**44**	**13.6**	--	--	--	--	--
2011-12	**Nashville**	**NHL**	**5**	**0**	**1**	**1**	**-2**	**2**	**0**	**0**	**0**	**1**	**0.0**	--	--	--	--	--
	Phoenix	**NHL**	**22**	**2**	**3**	**5**	**-5**	**2**	**1**	**0**	**0**	**13**	**15.4**	--	--	--	--	--
	Portland	AHL	5	1	1	2	5	0	0	0	0	7	14.3	–	–	–	–	–
	Pittsburgh	**NHL**	**6**	**0**	**1**	**1**	**-4**	**0**	**0**	**0**	**0**	**3**	**0.0**	--	--	--	--	--
	Wilkes-Barre	AHL	21	0	10	10	-2	8	0	0	0	29	0.0	12	5	4	9	0
2012-13	Metallurg	KHL	32	3	16	19	–	30	–	–	–	–	–	7	2	2	4	2
2013-14	Utica	AHL	52	7	38	45	5	6	1	0	1	78	9.0	–	–	–	–	–
	Metallurg	KHL	14	0	1	1	–	2	–	–	–	–	–	–	–	–	–	–
	Orsk	Russia-2	3	1	3	4	3	0	0	0	0	4	25.0	–	–	–	–	–
2014-15	Utica	AHL	76	10	51	61	10	10	1	1	1	96	10.4	23	2	17	19	4
	NHL Totals		**113**	**13**	**28**	**41**	**-4**	**12**	**3**	**0**	**1**	**90**	**14.4**	--	--	--	--	--
	Buffalo Totals		--	--	--	--	--	--	--	--	--	--	--	--	--	--	--	--

EVAN **RODRIGUES** LEFT WING

Born: **JUL 28, 1993** in Toronto, ON **5** ft **10** in **174** lbs
Shoots: **Right** Last Amateur Club: **Boston University (NCAA-Hockey East)**
Acquired: **Signed by Buffalo as a free agent, April 22, 2015.**

CAREER STATS

2014-15: Set career-highs in all offensive categories while serving as alternate captain as a senior at Boston University, recording 61 points (21+40) in 41 games for the Terriers • Finished second in the nation in assists per game (1.00) and points • Helped lead the Terriers to a Hockey East title and an appearance in the 2015 NCAA National Championship Game • Named the Most Outstanding Player of the Northeast Regional • Selected to the All-Regional Team (NCAA Tournament) and the Hockey East All-Tournament Team, and was named a Hockey East Second-Team All-Star • Led BU in points (4) and goals (3) in the NCAA Tournament • Ranked second in Hockey East in points (36), tied for fourth in goals (13), ranked third in assists (23), and ranked second in power-play points (13) • Placed second in the Hockey East Tournament in assists (7) and tied for third in points (8) • Ranked second on the team in points (61) and assists (40), and fourth in goals (21) • Named Hockey East Player of the Month for January • Earned NCAA.com No. 1 Star of the Week honors for period ending 2/10 • Tabbed NCAA.com No. 3 Star of the Week for period ending 2/3 • Back-to-back Hockey East Player of the Week (2/2 and 2/9) and a nine-time Hockey East Top Performer… **2013-14:** Appeared in 31 games for Boston University, collecting 14 points (5+9) • Named to the Hockey East All-Academic Team • Finished second on the team in shots (94) • Named a Hockey East Top Performer for period ending 10/4… **2012-13:** Skated in 38 games as a sophomore, finishing third on the team in goals (14), assists (20) and points (34) • Recipient of Paul Hines Award, given to Most Improved Player in New England • Named a Hockey East Second-Team All-Star • Led all BU skaters with a plus-15 rating • Was a three-time Hockey East Top Performer (10/15, 1/21, 1/28) • Named Hockey East Co-Player of the Week for the period ending 12/3 after recording three points (2+1) in a home-and-home series with No. 1 Boston College… **2011-12:** Totaled 12 points (2+10) in 36 appearances with the Terriers • Recorded three shots in his collegiate debut vs. New Hampshire (10/8) • Registered his first collegiate points (0+2) vs. Massachusetts (10/29) • Had a three-game point streak (1+3) snapped in NCAA Regionals against Minnesota.

CAREER STATS

			REGULAR SEASON											PLAYOFFS				
SEASON	**TEAM**	**LEAGUE**	**GP**	**G**	**A**	**P**	**+/-**	**PIM**	**PP**	**SH**	**GW**	**S**	**S%**	**GP**	**G**	**A**	**P**	**PIM**
2011-12	Boston Univ.	H-East	36	2	10	12	–	24	1	0	0	–	–	–	–	–	–	–
2012-13	Boston Univ.	H-East	38	14	20	34	–	28	3	2	0	–	–	–	–	–	–	–
2013-14	Boston Univ.	H-East	31	5	9	14	–	20	1	0	0	–	–	–	–	–	–	–
2014-15	Boston Univ.	H-East	41	21	40	61	–	31	5	0	5	–	–	–	–	–	–	–

CHAD **RUHWEDEL** DEFENSE

Born: **MAY 7, 1990** in San Diego, CA **6** ft **0** in. **191** lbs.
Shoots: **Right** Last Amateur Club: **University of Massachusetts-Lowell (NCAA-Hockey East)**
Acquired: **Signed by Buffalo as a free agent, April 13, 2013.**

CAREER STATS

2014-15: Appeared in four games for the Sabres, recording an assist in his NHL season debut vs. WSH (3/16) • Spent the remainder of the season with Rochester (AHL), leading all Amerks defensemen in goals (10), assists (26) and points (36), and ranking third among all Rochester skaters in assists and fourth in points • Recorded three points (1+2) and skated a team-high 26:59 in his season debut vs. Adirondack (10/10) • Began the season with a seven-game point streak (2+7) from 10/10-10/29 • Skated a team-high 26:58 vs. Binghamton (11/7) • Had a three-game point streak (2+1) from 11/14-11/16 • Appeared in his 100th professional game at Utica (12/10) • Missed two games (2/8-2/11) due to injury • Skated in his 100th AHL game vs. Syracuse (2/22) • Had two assists in consecutive games at Lake Erie (2/24) and vs. Toronto on (2/27) • Notched two points (1+1), including the game-winning goal and his first even-strength goal of the season, at Hamilton (3/6) • Had a three-game point streak (1+4) from 2/27-3/6 • Recorded his first multi-goal game of the season (2+0) vs. Toronto (3/29)... **2013-14:** Split his rookie season between the Buffalo Sabres (NHL) and Rochester Americans (AHL) • Missed the season's final four games due to a concussion suffered at PHI (4/6) • Tallied his first NHL point (assist) at DET (4/4) • Logged a career-high 20:12 TOI at PIT (1/27) • Led all Amerks defensemen with 24 assists and led team rookies in overall scoring • Scored three of his four goals on the power play • Tallied eight shots in three games for the Amerks during the 2013 Spengler Cup in Davos, Switzerland • Had a four-game point streak (1+4) from 12/4-12/11 • Logged an AHL-season-high 32:41 TOI vs. Lake Erie (11/11) • Scored his first two AHL goals on his first two shots vs. Hamilton (11/6) • Registered his first AHL point (assist) vs. Utica (10/11) • Skated 23:32 in his AHL debut vs. Grand Rapids (10/4) • Added five points (2+3) in five postseason contests, ranking second on the team and tied for 16th among AHL defensemen during the playoffs • Recorded two points (1+1) in his professional postseason debut in Game 1 vs. Chicago (4/25)... **2012-13:** Logged a career-high 16:59 TOI vs. NYR (4/19) • Made his professional debut vs. PHI (4/13), logging 13:00 TOI and contributing one shot on goal • Recorded 23 points (7+16) and 20 penalty minutes in 41 games for University of Massachusetts-Lowell • Received First-team All-America honors, was named the 2013 Bob Monahan Defenseman of the Year by the New England Hockey Writers Association and earned 2013 Hockey East All-Conference First Team honors • NEHWA Division I All-Star • Named to the NCAA Northeast Regional All-Tournament Team and the 2013 College Hockey News All-Star Team • Earned Hockey East All-Tournament Team honors and was named Hockey East Defensive Player of the Week for period ending Mar. 26 • Named alternate captain prior to the season... **2011-12:** Scored a career-high 25 points on six goals and 19 assists, also a career-high... Led all UML defensemen in points, goals and assists • Tallied three points (1+2) at Boston University (2/18) • Posted three points (1+2) against Massachusetts (11/19) • Tallied five multi-point games • Named a Hockey East Honorable Mention All-Star... **2010-11:** Enjoyed a breakout rookie campaign with the River Hawks • Appeared in 32 games, recording 15 points (2+13) • Led all UML freshmen and defensemen in scoring and placed fifth overall on the team in points • Named Hockey East's Rookie of the Week for period ending 10/ 25 • Named to the HE All-Academic Team • Also placed on the HE Academic All-Star Team for possessing one of the two highest GPAs among conference defensemen... Collected four multi-point games • Recorded three points (1+2) against Providence (10/22) • Tallied three assists, his first career points, at RIT (10/16)... **2009-10:** Led all defensemen in scoring, earning USHL All-Star honors • Served as team captain for the second straight season... **2008-09:** Recorded 11 assists in 55 games during his rookie campaign with the Stampede • Named team captain prior to the start of the season.

CAREER STATS

			REGULAR SEASON											PLAYOFFS				
SEASON	**TEAM**	**LEAGUE**	**GP**	**G**	**A**	**P**	**+/-**	**PIM**	**PP**	**SH**	**GW**	**S**	**S%**	**GP**	**G**	**A**	**P**	**PIM**
2008-09	Sioux Falls	USHL	55	0	11	11	13	30	–	–	–	–	–	4	0	1	1	4
2009-10	Sioux Falls	USHL	58	5	17	22	20	55	–	–	–	–	–	3	0	1	1	2
2010-11	UMass-Lowell	H-East	32	2	13	15	–	10	–	–	–	–	–	–	–	–	–	–
2011-12	UMass-Lowell	H-East	37	6	19	25	–	26	–	–	–	–	–	–	–	–	–	–
2012-13	UMass-Lowell	H-East	41	7	16	23	–	20	–	–	–	–	–	–	–	–	–	–
	Buffalo	**NHL**	**7**	**0**	**0**	**0**	**0**	**0**	**0**	**0**	**0**	**8**	**0.0**	--	--	--	--	--
2013-14	Rochester	AHL	47	4	24	28	-1	22	3	0	1	77	5.2	5	2	3	5	4
	Buffalo	**NHL**	**21**	**0**	**1**	**1**	**-3**	**2**	**0**	**0**	**0**	**35**	**0.0**	--	--	--	--	--
2014-15	Rochester	AHL	72	10	26	36	-6	22	8	0	3	167	6.0	–	–	–	–	–
	Buffalo	**NHL**	**4**	**0**	**1**	**1**	**3**	**0**	**0**	**0**	**0**	**4**	**0.0**	--	--	--	--	--
	NHL Totals		**32**	**0**	**2**	**2**	**0**	**2**	**0**	**0**	**0**	**47**	**0.0**	--	--	--	--	--
	Buffalo Totals		**32**	**0**	**2**	**2**	**0**	**2**	**0**	**0**	**0**	**47**	**0.0**	--	--	--	--	--

BOBBY **SANGUINETTI** DEFENSE

Born: **FEB 29, 1988** in Trenton, NJ **6** ft **2** in **188** lbs.
Shoots: **Right** Last Amateur Club: **Brampton (OHL)**
Acquired: **Signed by Buffalo as a free agent, July 2, 2015.**

CAREER STATS

2014-15: Appeared in 61 games as an alternate captain for Utica (AHL), leading all Comets with a plus-24 rating that tied for eighth-best in the league • Led all Comets defensemen and ranked in the top five among all Utica skaters in goals (16-career high), assists (24) and points (40) • His six game-winning goals led all AHL defensemen and his 40 points tied for ninth among all AHL defensemen • Recorded three points on three occasions (12/3, 2/18, 3/20) • Had points (5+3) in four straight games from 12/3-12/12 • Selected to compete in the 2015 AHL All-Star Game • Named to the AHL Second All-Star Team at the conclusion of the season • Led all AHL defensemen with 14 points (3+11) in 23 playoff games… **2013-14:** Played in 15 games for Atlant Mosow Region (KHL), logging seven points (2+5)… **2012-13:** Appeared in a career-high 37 NHL games with the Hurricanes, totaling six points (2+4) • Earned his first career NHL point (assist) vs. TBL (2/23) • Scored his first career NHL goal with a game-winning goal at NYI (2/24) • Placed on injured reserve (3/25); missed four games (3/26-4/1) • Played in 36 games for Charlotte (AHL) prior to a recall that lasted until the end of the season, leading Checkers defensemen in goals (6) and tying for second on team in assists (15) and sixth in points (21) at the time of his recall… **2011-12:** Appeared in his second NHL season and spent most of the season with Charlotte (AHL) • Played three NHL games with Carolina, averaging 11:56 of ice time per game • Established AHL career highs and Charlotte single-season franchise records for a defenseman in goals (10), assists (40) and points (50), ranking third among AHL defensemen in assists and points • Ranked second among AHL defensemen and second among Checkers in power-play points (30) and power-play assists (23) • Set a personal and team record with an 11-game point streak (5+10) from 1/12-2/10, marking the fourth-longest streak by any AHL player during the season and the longest by an AHL defenseman since the 2008-09 season • Matched his AHL career high and a team record with four points (1+3) vs. Peoria (4/13) • Scored 44 points (10+34) in his last 44 AHL games of the season • Missed 14 games due to injury… **2010-11:** Totaled 15 points (3+12) in 31 AHL games for the Checkers, with six of his 15 points coming on the power play • Began the season in the NHL with the Hurricanes, accompanying the team to Russia and Finland, but did not appear in either game against Minnesota at the 2010 NHL Premiere in Helsinki • Missed 47 consecutive AHL games due to injury before returning to action at Bridgeport (3/16) • Earned a pair of assists in 10 Calder Cup Playoff games for Charlotte, as the Checkers advanced to the Eastern Conference Final… **2009-10:** Skated in his first NHL season, appearing in five games with the New York Rangers • Also played 61 AHL games with Hartford, establishing an AHL career high with nine goals • Made his NHL debut at TBL (11/27) • Led all Wolf Pack defensemen in goals (9), tied for first in points (38), and ranked second in assists (29) • Ranked third among Hartford skaters in assists and tied for sixth in points • Had eight multi-point games • Selected to participate in the AHL All-Star Classic for the second consecutive year, and registered one assist for PlanetUSA • Set an event record in the Reebok Fastest Skater competition at the 2010 Ducks Unlimited AHL Skills Competition with a time of 13.677 • Recorded eight points (4+4) in a four-game span from 10/31 vs. Providence to 11/7 at Bridgeport, including a four-point performance (2+2) vs. Providence (10/31)… **2008-09:** Led all Wolf Pack defensemen in points (42) and assists (36) • His 36 assists also set a new Hartford franchise record for most assists by a rookie defenseman • Finished fourth on the team in assists and tied for fourth on the club in points • Tied for fifth among AHL rookies in assists and tied for 11th in points among all league defensemen • Selected to participate in the AHL All-Star Classic • Notched his first professional goal vs. Philadelphia (10/24) • Led the Wolf Pack in playoff points (5) and assists (4)… **2007-08:** Skated in 61 OHL games with Brampton, and ranked third on the team in goals (29) and points (70), and fourth in assists (41) • Also led Battalion and tied for 11th in the OHL with 17 power-play goals • Ranked first among OHL defensemen in goals and second in points • Selected to an OHL Conference All-Star Team for the third time • Notched a game-high two goals at the OHL All-Star Classic in Sault Ste. Marie (2/6), earning Player of the Game honors • Named OHL Defenseman of the Month for February • Also led the Battalion in playoff assists (3) and ranked second in playoff points (4) • Joined Hartford at the completion of Brampton's season, collecting one assist in six games • Represented the United States at the 2008 World U-20 Championship in the Czech Republic, registering three points (1+2) in six games… **2006-07:** Led all OHL defensemen in power-play goals (18), ranked second in goals (23) and ranked 10th in points (53) • Named a 2007 OHL Western Conference All-Star • Recorded 15 multi-point games for Owen Sound • Joined Hartford (AHL) at the end of his junior season and made his professional debut vs. Portland (4/4) • Tallied his first professional point with (assist) vs. Albany (4/8)… **2005-06:** Ranked fourth among OHL defensemen in points (65) and third in assists (51), playing 68 games with Owen Sound • Led all Attack defensemen in points, assists, and power-play goals (8) • Recorded 16 multi-point performances • Also ranked first on the club in playoff points (15), assists (10) and plus/minus rating (plus-2) • Tied for second on the team in postseason goals (5), and tied for first in power-play goals (4)… **2004-05:** Completed his first season of junior hockey in the Ontario Hockey League (OHL), skating in 67 games for Owen Sound • Ranked second among team defensemen in points (24) and assists (20).

CAREER STATS

			REGULAR SEASON											PLAYOFFS				
SEASON	**TEAM**	**LEAGUE**	**GP**	**G**	**A**	**P**	**+/-**	**PIM**	**PP**	**SH**	**GW**	**S**	**S%**	**GP**	**G**	**A**	**P**	**PIM**
2004-05	Owen Sound	OHL	67	4	20	24	16	12	2	0	1	–	–	5	0	2	2	0
2005-06	Owen Sound	OHL	68	14	51	65	-6	44	8	0	4	–	–	11	5	10	15	4
2006-07	Owen Sound	OHL	67	23	30	53	-16	48	18	0	4	–	–	4	3	3	6	2
	Hartford	AHL	5	0	3	3	0	2	0	0	0	19	0.0	7	0	1	1	2
2007-08	Brampton	OHL	61	29	41	70	10	38	17	1	3	–	–	5	1	3	4	10
	Hartford	AHL	6	0	1	1	2	2	0	0	0	10	0.0	5	0	0	0	2
	USA	WJC	6	1	2	3	–	0	–	–	–	–	–	–	–	–	–	–
2008-09	Hartford	AHL	78	6	36	42	-8	42	3	0	2	147	4.1	6	1	4	5	6
2009-10	Hartford	AHL	61	9	29	38	-9	22	3	0	1	108	8.3	–	–	–	–	–
	NY Rangers	**NHL**	**5**	**0**	**0**	**0**	**0**	**4**	**0**	**0**	**0**	**5**	**0.0**	**--**	**--**	**--**	**--**	**--**
2010-11	Charlotte	AHL	31	3	12	15	0	6	1	0	1	55	5.4	10	0	2	2	6
2011-12	Charlotte	AHL	60	10	40	50	-12	20	7	0	0	125	8.0	–	–	–	–	–
	Carolina	**NHL**	**3**	**0**	**0**	**0**	**0**	**0**	**0**	**0**	**0**	**5**	**0.0**	**--**	**--**	**--**	**--**	**--**
2012-13	**Carolina**	**NHL**	**37**	**2**	**4**	**6**	**-6**	**4**	**0**	**0**	**1**	**48**	**4.2**	**--**	**--**	**--**	**--**	**--**
	Charlotte	AHL	36	6	15	21	1	16	3	0	0	99	6.1	–	–	–	–	–
2013-14	Atlant Moscow	KHL	15	2	5	7	–	2	–	–	–	–	–	–	–	–	–	–
2014-15	Utica	AHL	61	16	24	40	24	16	6	0	6	138	11.6	23	3	11	14	6
	NHL Totals		**45**	**2**	**4**	**6**	**-6**	**8**	**0**	**0**	**1**	**58**	**3.4**	**--**	**--**	**--**	**--**	**--**
	Buffalo Totals		**--**	**--**	**--**	**--**	**--**	**--**	**--**	**--**	**--**	**--**	**--**	**--**	**--**	**--**	**--**	**--**

TIM **SCHALLER** LEFT WING

Born: **NOV 16, 1990** in Merrimack, NH **6** ft **1** in. **219** lbs.
Shoots: **Left** Last Amateur Club: **Providence College (NCAA-Hockey East)**
Acquired: **Signed by Buffalo as a free agent, April 2, 2013.**

CAREER STATS

2014-15: Appeared in 18 games in eight recalls in his first NHL season • Made his NHL debut at MTL (11/29), recording three hits and three blocked shots • Scored his first career NHL point (goal) at BOS (12/21) • Notched an assist and finished with a plus-1 rating vs. WSH (3/16) • Appeared in 65 games for Rochester (AHL), ranking second on the team in goals (15), assists (28) and points (43) • Logged eight multi-point AHL games, including four in which he notched three points or more • Registered a career-high five points (2+3), including his first career shorthanded goal, and a plus-4 rating vs. Utica (11/21) • Appeared in his 100th professional game vs. Hamilton (12/13) • Posted a season-best six-game point streak from 12/19-1/2, recording seven points (4+3)… **2013-14:** Named the Amerks' Most Improved Player as voted by his teammates • Finished the regular season on a three-game goal streak and registered nine points (7+2) in the final seven games • Recorded a natural hat trick during a span of 14:59 in the third period at Toronto (4/5) • Appeared in three games for the Amerks during the 2013 Spengler Cup in Davos, Switzerland • Scored his first AHL goal at Binghamton (11/9) • Recorded an assist in his AHL debut vs. Utica (10/11) • (assist) in Game 2 vs. Chicago (4/26)… **2012-13:** Completed his senior year at Providence College (H-East) and served as an alternate captain • Scored eight goals and added 15 assists for a career-high 23 points while appearing in all 38 games • His 15 assists led the team, while his 23 points tied for the second most • Recorded a career-best five-point game (1+4) against Northeastern (2/22) • Scored two power-play goals and added an overtime game-winning tally at Merrimack (11/30) • Had five multi-point games on the season • Named Hockey East Defensive Forward of the Year and was the recipient of the New England Writers Association Frank Jones Award as the best Defensive Forward of the Year • Tabbed the HE Player of the Week for period ending 12/24 and was a four-time winner of the HE Weekly Top Performer (10/29, 11/19, 12/3, 2/25, 3/18) • Totaled 68 points (29+39) and 161 PIM in 131 career games at Providence… **2011-12:** Took part in the 2012 Calgary Flames Development Camp • Played in 26 games as an assistant captain and battled through a series of injuries • Was one of 21 finalists for the Walter Brown Award, presented annually to the best American-born college hockey player in New England • Named Hockey East Player of the Week twice (11/7, 2/13) • Earned INCH National Player of the Week honors (11/8) • Named Hockey East Player of the Month for November • Led the team with a career-high 14 goals and finished fourth with 21 points, helping the Friars advance to the Hockey East semifinals • Also led the team with six power-play goals • Notched his first career hat trick with two power play goals and a shorthanded tally in a win over Vermont (11/4)… **2010-11:** Ranked second on the team in assists and fourth in points • Scored his first career shorthanded goal at Alabama-Huntsville (11/13) • Participated in the NHL prospect camp for the Chicago Blackhawks in the summer of 2011… **2009-10:** Played in 33 of 34 games as a freshman • Recorded points in back-to-back games vs. Northeastern (11/20-11/21) • Scored first-career goal at Northeastern (11/20) • Shared the Rev. Herman Schneider Most Valuable Freshman Award… **2008-09:** Tallied 16 goals and 24 assists for 40 points in 47 appearances with the New England Jr. Huskies (EJHL) • Finished second on the team in assists and ranked third in scoring while serving as team captain… **2007-08:** Led all New England rookies in scoring and placed fourth overall with 33 points (8+25) in 44 outings for the Huskies… **2006-07:** Appeared in one game with the EJHL's New England Jr. Huskies.

CAREER STATS

			REGULAR SEASON											PLAYOFFS				
SEASON	**TEAM**	**LEAGUE**	**GP**	**G**	**A**	**P**	**+/-**	**PIM**	**PP**	**SH**	**GW**	**S**	**S%**	**GP**	**G**	**A**	**P**	**PIM**
2006-07	New England	EJHL	1	0	0	0	–	0	–	–	–	–	–	–	–	–	–	–
2007-08	New England	EJHL	44	8	25	33	–	29	–	–	–	–	–	–	–	–	–	–
2008-09	New England	EJHL	45	16	23	39	–	54	4	1	2	–	–	2	0	1	1	0
2009-10	Providence	H-East	33	2	3	5	-3	40	–	–	–	–	–	–	–	–	–	–
2010-11	Providence	H-East	34	5	14	19	-4	36	–	–	–	–	–	–	–	–	–	–
2011-12	Providence	H-East	26	14	7	21	-3	24	–	–	–	–	–	–	–	–	–	–
2012-13	Providence	H-East	38	8	15	23	6	61	–	–	–	–	–	–	–	–	–	–
2013-14	Rochester	AHL	72	11	7	18	-7	36	2	0	1	93	11.8	5	0	1	1	2
2014-15	Rochester	AHL	65	15	28	43	3	116	4	1	1	169	8.9	–	–	–	–	–
	Buffalo	**NHL**	**18**	**1**	**1**	**2**	**-5**	**2**	**0**	**0**	**0**	**19**	**5.3**	--	--	--	--	--
	NHL Totals		**18**	**1**	**1**	**2**	**-5**	**2**	**0**	**0**	**0**	**19**	**5.3**	--	--	--	--	--
	Buffalo Totals		**18**	**1**	**1**	**2**	**-5**	**2**	**0**	**0**	**0**	**19**	**5.3**	--	--	--	--	--

LINUS **ULLMARK** GOALTENDER

Born: **JUL 31, 1993** in Lugnvik, SWE **6** ft **4** in. **212** lbs.
Catches: **Left** Last Amateur Club: **Modo (Sweden-Jr.)**
Acquired: **Selected by Buffalo in the sixth round (163rd overall) of the 2012 NHL Draft.**

CAREER STATS

2014-15: Appeared in 35 games in his second full season with Modo, matching his career-high total set in 2013-14 • Helped Modo avoid relegation with a 4-0 postseason record, recording a 0.50 GAA and a .980 SV%... **2013-14:** Won the Swedish Hockey League's Honken Trophy for Goalie of the Year • Posted a league-best .931 SV% • Played in 35 games for Modo and went 14-15-4 with a 2.08 GAA and three shutouts • Part of the bronze-medal winning Swedish team at the 2014 World Championship... **2012-13:** Went 3-1-0 in six games for Modo and posted a 2.07 GAA and a .934 SV% • Went 1-1-0 with a 1.47 GAA and a .955 SV% in two playoff games for Modo • Played the majority of the season with Modo's U-20 team and won the league's Best Goaltender award • Went 18-5-0 with a 2.04 GAA and a .924 SV% • Guided Modo's U-20 team to the SuperElit silver medal thanks to a 4-1-0 record • Posted a 1.39 GAA and a .947 SV% in five playoff games • Played six games with Mora of the Swedish second league and posted a 4-2-0 record with a 2.10 GAA and a .904 SV%... **2011-12:** Made his debut for Modo, allowing eight goals in three games • Posted a 2.76 GAA and a .918 SV% for Modo's U-20 team in 25 games • Played five playoff games and had a 2.24 GAA and a .927 SV%... **2010-11**: Posted the best GAA (2.35) in the Swedish U-18 Allsvenskan league • Played 24 games for Modo's U-18 team and posted a career-high five shutouts.

CAREER STATS

			REGULAR SEASON									PLAYOFFS							
SEASON	**TEAM**	**LEAGUE**	**GP**	**W**	**L**	**OT**	**SO**	**GA**	**SV%**	**GAA**	**MIN**	**GP**	**W**	**L**	**SO**	**GA**	**SV%**	**GAA**	**MIN**
2008-09	Kramfors U18	SWE-U18	14	–	–	–	0	54	.895	3.93	894	–	–	–	–	–	–	–	–
2009-10	Modo U18	SWE-U18	8	–	–	–	1	26	–	3.22	484	2	–	–	0	7	.896	3.50	120
	Kramfors U18	SWE-U18	2	–	–	–	0	11	.820	5.50	120	–	–	–	–	–	–	–	–
2010-11	Modo U18	SWE-U18	24	–	–	–	5	51	–	2.20	1387	2	–	–	0	6	.850	3.49	103
	Modo Jr.	SWE-Jr.	1	–	–	–	0	2	.923	2.00	60	–	–	–	–	–	–	–	–
2011-12	Modo Jr.	SWE-Jr.	25	–	–	–	1	70	.918	2.76	1521	5	–	–	1	9	.927	2.24	242
	Modo	SHL	3	–	–	–	0	8	.889	3.24	148	–	–	–	–	–	–	–	–
2012-13	Modo Jr.	SWE-Jr.	23	18	5	0	2	46	.924	2.04	1352	5	4	1	–	1	.947	1.39	–
	Modo	SHL	6	3	1	0	0	11	.934	2.07	320	2	1	1	0	3	.955	1.47	123
	Mora	SWE-2	6	4	2	0	0	12	.904	2.10	343	–	–	–	–	–	–	–	–
2013-14	Modo	SHL	35	17	16	0	3	71	.931	2.08	2043	2	0	2	0	9	.899	4.24	127
2014-15	Modo	SHL	35	12	20	0	1	100	.905	3.12	1926	4	4	0	2	2	.980	0.50	240

PHILIP **VARONE** CENTER

Born: **DEC 4, 1990** in Vaughan, ON **5** ft **10** in. **193** lbs.
Shoots: **Left** Last Amateur Club: **Erie (OHL)**
Acquired: **Signed by Buffalo as a free agent, March 19, 2012.**

CAREER STATS

2014-15: Appeared in a career-high 28 games for the Sabres in his second NHL season, also topping his rookie marks in goals (3) and assists (2) • Scored his first two goals of the season at CAR (1/8), marking his first career multi-point game • Had a goal and an assist at OTT (3/6) • Led all Amerks in assists (29) and points (44) for the third time in his four professional seasons; tied for second on the team in goals (15) • Recorded at least one point in each of the first five games of the season (10/10-10/24), totaling seven points (2+5) • Tallied three assists vs. Toronto (11/14) • Had a five-game assist streak (0+9) from 11/8-11/16 • Finished with a team-high three points (1+2) vs. Grand Rapids (11/28) • Had a four-game point streak (1+4) from 12/20-12/31 • Recorded two assists for the Western Conference All-Star team at the 2015 AHL All-Star Classic in Utica (1/26) • Posted a four-game point streak (2+4) from 1/30-2/6… **2013-14:** Scored his first NHL goal vs. WSH (1/28) • Recorded an assist in his NHL debut vs. CAR (1/23) • Named the Amerks' Most Valuable Player as voted on by his teammates • Led the Amerks in points (61) and assists (43) for the second time in three years and tied for third on the team in goals (18); set career highs in all three categories • Ranked eighth in the AHL in assists and finished 14th in points • Led the Amerks with four points (1+3) in three games during the 2013 Spengler Cup in Davos, Switzerland • Had an eight-game point streak (2+10) from 10/4-11/1 • Notched his fourth multi-point outing in five games (0+2) at Syracuse (11/1)… **2012-13:** Finished tied for sixth on the team in scoring with 35 points (11+24) in 62 games with the Amerks • Named the winner of the Fairand/O'Neill Sportsmanship Award as voted by the team's Off-Ice Officials • Scored four power-play goals and led the AHL with four shorthanded assists • Closed out the regular season with four points (2+2) in a two-game sweep of Hamilton (4/20-4/21) • Missed 11 games (3/23-4/14) with an injury; returned to the lineup against Toronto (4/19) • Had a three-game point streak (1+2) from 3/2-3/-8 • Scored the game-winning goal with 10 seconds left in overtime at Syracuse (3/2) • Collected a single-game career-best four points (2+2), including the game-winner, at Lake Erie (2/12) • Had a three-game point streak (1+3) from 1/18-1/25 • Registered two points (1+1) and finished plus-2 against Syracuse (1/18) • Skated in his 100th professional game against Binghamton (12/21) • Had a four-game point streak (1+3) from 12/11-12/19 • Missed two games (11/9-11/10) with an injury; returned to the lineup at Hamilton (11/14)… **2011-12:** Had a breakout rookie season with Rochester, leading the Amerks with 41 assists and 52 points while appearing in all 76 games • Was one of four AHL rookies to lead his team in scoring and ranked 10th overall among all first-year skaters • Finished the season tied for 12th in the league in assists (41), leading all AHL rookies • Was second among all Rochester skaters with a plus-17 rating • Led the Amerks with four shorthanded points (2+2) and finished second among AHL rookies in that category • Ranked second among league rookies with a .750 shootout percentage (3-for-4) • Tied for the team lead in postseason scoring with three points (2+1) • Recorded two points (1+1) in his pro playoff debut in Game 1 of the Western Conference Quarterfinals at Toronto (4/19) • Named the Amerks' Most Improved Player as voted by his teammates and was the recipient of the Scoring Champion Award • Scored his first pro goal at San Antonio (12/16) • Registered his first pro multi-point game (0+2) at Adirondack (12/10) • Recorded his first professional point (assist) against Grand Rapids (10/16) • Made his professional debut at Hamilton (10/8)… **2010-11:** Led the Erie Otters (OHL) in postseason scoring with a team-high 10 assists and 13 points • Recorded career-highs in goals (34), assists (48) and points (82) in 59 combined OHL games with London and Erie • Finished the regular season third on the team in scoring while averaging 1.39 points per game and earning a career-best plus-21 rating • Scored six of his 34 goals on the power play, also leading Erie with three shorthanded tallies • Named the Otters' Most Valuable Player at the Otters Summer Awards Banquet… **2009-10:** Was a point-per-game player for the London Knights (OHL), scoring 31 points in 31 games (9+22)… **2008-09:** Scored a team-high 10 goals and finished third among Knights skaters in postseason scoring with 19 points in 14 playoff appearances… **2007-08:** Finished fourth among London skaters and fifth among league rookies in overall scoring… **2006-07:** Scored his first career OHL goal vs. Erie (12/8) • Recorded his first OHL point (assist) at Erie (11/25) • Made his OHL debut vs. Windsor (10/6).

CAREER STATS

			REGULAR SEASON											PLAYOFFS				
SEASON	**TEAM**	**LEAGUE**	**GP**	**G**	**A**	**P**	**+/-**	**PIM**	**PP**	**SH**	**GW**	**S**	**S%**	**GP**	**G**	**A**	**P**	**PIM**
2005-06	Vaughan M.M.	GTHL	49	34	29	63	–	–	–	–	–	–	–	–	–	–	–	–
	Vaughan Midgets	GTHL	4	6	1	7	–	2	2	1	–	–	–	–	–	–	–	–
2006-07	Kitchener	OJHL-B	20	10	11	21	–	21	–	–	–	–	–	–	–	–	–	–
	Kitchener	OHL	13	1	3	4	-2	2	0	0	–	–	–	–	–	–	–	–
2007-08	Kitchener	OHL	35	5	20	25	–	12	–	–	–	–	–	–	–	–	–	–
	London	OHL	31	10	26	36	–	14	–	–	–	–	–	5	1	1	2	7
2008-09	London	OHL	58	19	33	52	–	32	–	–	–	–	–	14	10	9	19	19
2009-10	London	OHL	31	9	22	31	–	17	–	–	–	–	–	–	–	–	–	–
2010-11	London	OHL	4	1	0	1	-1	2	0	0	–	–	–	–	–	–	–	–
	Erie	OHL	55	33	48	81	22	30	6	3	–	–	–	7	3	10	13	4
2011-12	Rochester	AHL	76	11	41	52	17	42	3	2	2	120	9.2	3	2	1	3	0
2012-13	Rochester	AHL	62	11	24	35	-3	42	4	1	2	101	10.9	3	0	0	0	2
2013-14	Rochester	AHL	69	18	43	61	-1	58	1	0	5	186	9.7	5	0	3	3	0
	Buffalo	**NHL**	**9**	**1**	**1**	**2**	**-3**	**4**	**0**	**0**	**0**	**15**	**6.7**	--	--	--	--	--
2014-15	Rochester	AHL	55	15	29	44	-7	22	5	0	2	120	12.5	–	–	–	–	–
	Buffalo	**NHL**	**28**	**3**	**2**	**5**	**-14**	**10**	**0**	**0**	**0**	**28**	**10.7**	--	--	--	--	--
	NHL Totals		**37**	**4**	**3**	**7**	**-17**	**14**	**0**	**0**	**0**	**43**	**9.3**	--	--	--	--	--
	Buffalo Totals		**37**	**4**	**3**	**7**	**-17**	**14**	**0**	**0**	**0**	**43**	**9.3**	--	--	--	--	--

WILLIAM **BORGEN** DEFENSE

SELECTED IN THE FOURTH ROUND (92ND OVERALL) IN 2015

Born **DEC 19, 1996** in Moorhead, MN **6** ft **2** in. **188** lbs.

CAREER STATS

			REGULAR SEASON					PLAYOFFS				
SEASON	**TEAM**	**LEAGUE**	**GP**	**G**	**A**	**P**	**PIM**	**GP**	**G**	**A**	**P**	**PIM**
2012-13	Moorhead	Minn. HS	24	3	16	19	22	6	1	3	4	2
2013-14	Moorhead	Minn. HS	24	6	10	16	35	3	2	3	5	2
2014-15	Moorhead	Minn. HS	24	3	16	19	22	–	–	–	–	–
	Omaha	USHL	18	1	5	6	0	3	0	0	0	0

CHRISTOPHER **BROWN** CENTER

SELECTED IN THE SIXTH ROUND (151ST OVERALL) IN 2014

Born **FEB 22, 1996** in Pontiac, MI **6** ft **0** in. **179** lbs.

CAREER STATS

			REGULAR SEASON					PLAYOFFS				
SEASON	**TEAM**	**LEAGUE**	**GP**	**G**	**A**	**P**	**PIM**	**GP**	**G**	**A**	**P**	**PIM**
2012-13	Cranbrook Kingswood	Mich. HS	31	23	27	50	6	–	–	–	–	–
2013-14	Cranbrook Kingswood	Mich. HS	28	26	58	84	21	–	–	–	–	–
	Green Bay	USHL	2	0	0	0	0	–	–	–	–	–
2014-15	Green Bay	USHL	43	13	19	32	22	–	–	–	–	–
	Tri-City	USHL	15	0	5	5	2	6	0	0	0	0

IVAN **CHUKAROV** DEFENSE

SELECTED IN THE SEVENTH ROUND (182ND OVERALL) IN 2015

Born **APR 3, 1995** in Des Plaines, IL **6** ft **2** in. **203** lbs.

CAREER STATS

			REGULAR SEASON					PLAYOFFS				
SEASON	**TEAM**	**LEAGUE**	**GP**	**G**	**A**	**P**	**PIM**	**GP**	**G**	**A**	**P**	**PIM**
2013-14	Minnesota	NAHL	44	4	8	12	28	5	1	2	3	0
2014-15	Minnesota	NAHL	55	12	31	43	63	12	0	6	6	6

ERIC **CORNEL** CENTER

SELECTED IN THE SECOND ROUND (44TH OVERALL) IN 2014

Born **APR 11, 1996** in Peterborough, ON **6** ft **2** in. **191** lbs.

CAREER STATS

			REGULAR SEASON					PLAYOFFS				
SEASON	**TEAM**	**LEAGUE**	**GP**	**G**	**A**	**P**	**PIM**	**GP**	**G**	**A**	**P**	**PIM**
2012-13	Peterborough	OHL	63	4	12	16	13	–	–	–	–	–
2013-14	Peterborough	OHL	68	25	37	62	25	11	4	3	7	4
2014-15	Peterborough	OHL	66	14	38	52	35	5	0	1	1	2
	Rochester	AHL	6	0	1	1	0	–	–	–	–	–

GIORGIO **ESTEPHAN** CENTER

SELECTED IN THE SIXTH ROUND (152ND OVERALL) IN 2015

Born **FEB 3, 1997** in Edmonton, AB **6** ft **0** in. **196** lbs.

CAREER STATS

			REGULAR SEASON					PLAYOFFS				
SEASON	**TEAM**	**LEAGUE**	**GP**	**G**	**A**	**P**	**PIM**	**GP**	**G**	**A**	**P**	**PIM**
2012-13	Lethbridge	WHL	3	1	0	1	0	–	–	–	–	–
2013-14	Lethbridge	WHL	64	12	12	24	18	–	–	–	–	–
2014-15	Lethbridge	WHL	64	23	28	51	18	–	–	–	–	–

HUDSON **FASCHING** RIGHT WING

SELECTED IN THE FOURTH ROUND (118TH OVERALL) IN 2013

Born **JUL 28, 1995** in Milwaukee, WI **6** ft **2** in. **216** lbs.

CAREER STATS

			REGULAR SEASON					PLAYOFFS				
SEASON	**TEAM**	**LEAGUE**	**GP**	**G**	**A**	**P**	**PIM**	**GP**	**G**	**A**	**P**	**PIM**
2009-10	Apple Valley	Minn. HS	31	24	18	42	12	–	–	–	–	–
2010-11	Apple Valley	Minn. HS	18	7	8	15	12	–	–	–	–	–
2011-12	USNTDP	USHL	37	7	14	21	38	1	1	1	2	2
	USNTDP	U-17	16	8	5	13	12	–	–	–	–	–
	USNTDP	U-18	1	0	0	0	0	–	–	–	–	–
2012-13	USNTDP	U-18	40	7	18	25	50	–	–	–	–	–
	USNTDP	USHL	25	4	7	11	8	–	–	–	–	–
2013-14	Minnesota	Big Ten	40	14	16	30	22	–	–	–	–	–
2014-15	Minnesota	Big Ten	38	12	14	26	24	–	–	–	–	–

ANTHONY **FLORENTINO** DEFENSE

SELECTED IN THE FIFTH ROUND (143RD OVERALL) IN 2013

Born **JAN 30, 1995** in Boston, MA **6** ft **0** in. **207** lbs.

CAREER STATS

			REGULAR SEASON					PLAYOFFS				
SEASON	**TEAM**	**LEAGUE**	**GP**	**G**	**A**	**P**	**PIM**	**GP**	**G**	**A**	**P**	**PIM**
2011-12	South Kent	Conn. HS	36	5	14	19	–	–	–	–	–	–
2012-13	South Kent	Conn. HS	62	21	32	53	68	–	–	–	–	–
2013-14	Providence	H-East	30	5	6	11	16	–	–	–	–	–
2014-15	Providence	H-East	40	3	12	15	25	–	–	–	–	–

BRENDAN **GUHLE** DEFENSE

SELECTED IN THE SECOND ROUND (51ST OVERALL) IN 2015

Born **JUL 29, 1997** in Sherwood Park, AB **6** ft **1** in. **186** lbs.

CAREER STATS

			REGULAR SEASON					PLAYOFFS				
SEASON	**TEAM**	**LEAGUE**	**GP**	**G**	**A**	**P**	**PIM**	**GP**	**G**	**A**	**P**	**PIM**
2013-14	Prince Albert	WHL	51	0	10	10	29	5	1	1	2	0
2014-15	Prince Albert	WHL	72	5	27	32	36	–	–	–	–	–

CONNOR **HURLEY** CENTER SELECTED IN THE SECOND ROUND (38TH OVERALL) IN 2013

Born **SEPT 15, 1995** in Eagan, MN **6** ft **2** in. **178** lbs.

CAREER STATS

			REGULAR SEASON					PLAYOFFS				
SEASON	**TEAM**	**LEAGUE**	**GP**	**G**	**A**	**P**	**PIM**	**GP**	**G**	**A**	**P**	**PIM**
2011-12	Edina	Minn. HS	25	22	26	48	10	5	4	6	10	2
2012-13	Edina	Minn. HS	25	15	28	43	8	–	–	–	–	–
	Muskegon	USHL	11	1	7	8	4	3	0	1	1	4
2013-14	Muskegon	USHL	21	3	11	14	14	–	–	–	–	–
	Green Bay	USHL	35	10	26	36	18	4	2	2	4	2
2014-15	Notre Dame	H-East	41	4	10	14	6	–	–	–	–	–

JONAS **JOHANSSON** GOALTENDER SELECTED IN THE THIRD ROUND (61ST OVERALL) IN 2014

Born **SEPT 19, 1995** in Gavle, SWE **6** ft **4** in. **206** lbs.

CAREER STATS

			REGULAR SEASON					PLAYOFFS			
SEASON	**TEAM**	**LEAGUE**	**GP**	**W**	**L**	**OT**	**GAA**	**GP**	**W**	**L**	**GAA**
2011-12	Brynas U18	SWE-U18	11	–	–	–	2.83	3	–	–	2.36
	Brynas Jr.	SWE-Jr.	5	–	–	–	3.29	–	–	–	–
2012-13	Brynas Jr.	SWE-Jr.	29	–	–	–	2.91	2	–	–	1.93
	Brynas U18	SWE-U18	5	–	–	–	2.36	7	–	–	2.93
2013-14	Brynas Jr.	SWE-Jr.	23	–	–	–	2.32	7	–	–	2.36
	Brynas	SHL	4	2	2	0	2.96	–	–	–	–
2014-15	Brynas Jr.	SWE-Jr.	13	–	–	–	3.62	2	–	–	3.52
	Brynas	SHL	2	0	2	0	6.30	–	–	–	–
	Almtuna	SWE-1	9	–	–	–	2.58	–	–	–	–

VACLAV **KARABACEK** RIGHT WING SELECTED IN THE SECOND ROUND (49TH OVERALL) IN 2014

Born **May 2, 1996** in Brandys Nad Labem, CZE **6** ft **0** in. **199** lbs.

CAREER STATS

			REGULAR SEASON					PLAYOFFS				
SEASON	**TEAM**	**LEAGUE**	**GP**	**G**	**A**	**P**	**PIM**	**GP**	**G**	**A**	**P**	**PIM**
2012-13	Salzburg U18	Austria U18	21	26	19	45	55	–	–	–	–	–
	Salzburg Jr.	Austria-Jr.	5	2	1	3	2	–	–	–	–	–
2013-14	Gatineau	QMJHL	65	21	26	47	40	9	6	6	12	10
2014-15	Gatineau	QMJHL	31	11	14	25	44	–	–	–	–	–
	Baie-Comeau	QMJHL	28	6	9	15	18	12	4	7	11	14

JASON **KASDORF** GOALTENDER SELECTED IN THE SIXTH ROUND (157TH OVERALL) IN 2011

Born **MAY 18, 1997** in Winnipeg, Manitoba **6** ft **3** in. **172** lbs.

CAREER STATS			REGULAR SEASON					PLAYOFFS			
SEASON	TEAM	LEAGUE	GP	W	L	OT	GAA	GP	W	L	GAA
2008-09	Winnipeg	MMHL	44	–	–	–	2.09	–	–	–	–
2009-10	Portage	MJHL	59	19	10	5	2.55	–	–	–	–
2010-11	Portage	MJHL	34	24	10	0	2.53	–	–	–	–
2011-12	Des Moines	USHL	33	10	16	5	3.43	–	–	–	–
2012-13	R.P.I.	ECAC	23	14	5	2	1.62	–	–	–	–
2013-14	R.P.I.	ECAC	2	1	1	0	3.49	–	–	–	–
2014-15	R.P.I.	ECAC	33	11	19	2	2.97	–	–	–	–

SEAN **MALONE** CENTER SELECTED IN THE SIXTH ROUND (159TH OVERALL) IN 2013

Born **APR 30, 1995** in Buffalo, NY **6** ft **0** in. **190** lbs.

CAREER STATS			REGULAR SEASON					PLAYOFFS				
SEASON	TEAM	LEAGUE	GP	G	A	P	PIM	GP	G	A	P	PIM
2011-12	Nichols	N.Y. HS	32	34	36	70	–	1	0	1	1	0
2012-13	USA U-18	USHL	44	13	14	27	19	–	–	–	–	–
2013-14	Harvard	ECAC	31	6	14	20	16	–	–	–	–	–
2014-15	Harvard	ECAC	21	8	10	18	12	–	–	–	–	–

BRYCEN **MARTIN** DEFENSE SELECTED IN THIRD ROUND (74TH OVERALL) IN 2014

Born **MAY 9, 1996** in Calgary, AB **6** ft **1** in. **199** lbs.

CAREER STATS			REGULAR SEASON					PLAYOFFS				
SEASON	TEAM	LEAGUE	GP	G	A	P	PIM	GP	G	A	P	PIM
2012-13	Swift Current	WHL	67	2	17	19	32	5	0	0	0	0
2013-14	Swift Current	WHL	72	6	31	37	42	–	–	–	–	–
2014-15	Swift Current	WHL	39	2	14	16	22	–	–	–	–	–
	Saskatoon	WHL	30	5	17	22	19	–	–	–	–	–
	Rochester	AHL	2	0	0	0	0	–	–	–	–	–

VICTOR **OLOFSSON** CENTER SELECTED IN THE SEVENTH ROUND (181ST OVERALL) IN 2014

Born **JUL 18, 1995** in Ornskoldsvik, SWE **5** ft **11** in. **173** lbs.

CAREER STATS			REGULAR SEASON					PLAYOFFS				
SEASON	TEAM	LEAGUE	GP	G	A	P	PIM	GP	G	A	P	PIM
2012-13	MODO Jr.	SWE-Jr.	7	2	3	5	0	6	0	1	1	0
2013-14	MODO Jr.	SWE-Jr.	44	32	21	53	16	5	4	5	9	2
	MODO	SHL	11	0	0	0	0	–	–	–	–	–
2014-15	MODO	SHL	39	10	8	18	4	5	3	5	8	0
	Timra	SWE-1	8	2	0	2	0	–	–	–	–	–
	Sweden	WJC	7	0	1	1	0	–	–	–	–	–

CAL **PETERSEN** GOALTENDER SELECTED IN THE FIFTH ROUND (129TH OVERALL) IN 2013

Born **OCT 19, 1994** in Waterloo, Iowa **6** ft **1** in. **182** lbs.

CAREER STATS

			REGULAR SEASON					PLAYOFFS			
SEASON	**TEAM**	**LEAGUE**	**GP**	**W**	**L**	**OT**	**GAA**	**GP**	**W**	**L**	**GAA**
2011-12	Waterloo	USHL	5	1	0	1	1.86	–	–	–	–
2012-13	Waterloo	USHL	35	21	11	1	2.97	4	2	2	4.26
2013-14	Waterloo	USHL	38	27	7	4	2.50	12	8	4	2.37
2014-15	Notre Dame	H-East	33	13	16	3	2.51	–	–	–	–

JUDD **PETERSON** RIGHT WING SELECTED IN THE SEVENTH ROUND (204TH OVERALL) IN 2012

Born **SEPT 27, 1993** in Duluth, MN **6** ft **0** in. **189** lbs.

CAREER STATS

			REGULAR SEASON					PLAYOFFS				
SEASON	**TEAM**	**LEAGUE**	**GP**	**G**	**A**	**P**	**PIM**	**GP**	**G**	**A**	**P**	**PIM**
2009-10	Duluth Marshall	Minn. HS	25	16	14	30	24	–	–	–	–	–
2010-11	Duluth Marshall	Minn. HS	27	25	21	46	40	–	–	–	–	–
	Team North	UMHSEL	24	8	3	11	22	–	–	–	–	–
2011-12	Duluth Marshall	Minn. HS	30	47	36	83	32	–	–	–	–	–
	Team North	UMHSEL	16	4	2	6	22	–	–	–	–	–
2012-13	Cedar Rapids	USHL	46	11	15	26	38	–	–	–	–	–
2013-14	Cedar Rapids	USHL	47	16	15	31	43	–	–	–	–	–
2014-15	St. Cloud State	NCHC	37	4	3	7	20	–	–	–	–	–

GUSTAV **POSSLER** RIGHT WING SELECTED IN THE FIFTH ROUND (130TH OVERALL) IN 2013

Born **NOV 11, 1994** in Södertälje, SWE **6** ft **0** in. **183** lbs.

CAREER STATS

			REGULAR SEASON					PLAYOFFS				
SEASON	**TEAM**	**LEAGUE**	**GP**	**G**	**A**	**P**	**PIM**	**GP**	**G**	**A**	**P**	**PIM**
2011-12	MODO Jr.	SWE-Jr.	37	23	17	40	14	8	2	1	3	4
2012-13	MODO Jr.	SWE-Jr.	36	19	21	40	28	7	4	4	8	4
	MODO	SHL	7	1	0	1	2	–	–	–	–	–
	Mora	SWE-1	3	0	0	0	0	–	–	–	–	–
2013-14	MODO	SHL	22	8	7	15	4	–	–	–	–	–
2014-15	MODO	SHL	47	9	12	21	8	–	–	–	–	–

DEVANTE **STEPHENS** DEFENSE SELECTED IN THE FIFTH ROUND (122ND OVERALL) IN 2015

Born **JAN 2, 1997** in Surrey, BC **6** ft **1** in. **172** lbs.

CAREER STATS

			REGULAR SEASON					PLAYOFFS				
SEASON	**TEAM**	**LEAGUE**	**GP**	**G**	**A**	**P**	**PIM**	**GP**	**G**	**A**	**P**	**PIM**
2014-15	Kelowna	WHL	64	4	7	11	33	17	0	4	4	8

MAXWELL **WILLMAN** CENTER

SELECTED IN FIFTH ROUND (121ST OVERALL) IN 2014

Born **Feb 13, 1995** in Barnstable, MA **6** ft **0** in. **184** lbs.

CAREER STATS

			REGULAR SEASON					PLAYOFFS				
SEASON	**TEAM**	**LEAGUE**	**GP**	**G**	**A**	**P**	**PIM**	**GP**	**G**	**A**	**P**	**PIM**
2013-14	Williston-Northampton	Mass. HS	25	21	23	44	–	–	–	–	–	–
2014-15	Brown University	ECAC	30	1	2	3	12	–	–	–	–	–

SEASON REVIEW

2015-16 **BUFFALO SABRES** MEDIA GUIDE

NHL DIVISION STANDINGS

EASTERN CONFERENCE STANDINGS

ATLANTIC

RANK	TEAM	GP	W	L	OT	P	ROW	GF	GA	DIFF	HOME	AWAY
1	MONTREAL	82	50	22	10	110	43	221	189	+32	26-9-6	24-13-4
2	TAMPA BAY	82	50	24	8	108	47	262	211	+51	32-8-1	18-16-7
3	DETROIT	82	43	25	14	100	39	235	221	+14	22-10-9	21-15-5
4	OTTAWA	82	43	26	13	99	37	238	215	+23	23-13-5	20-13-8
5	BOSTON	82	41	27	14	96	37	213	211	+2	24-10-7	17-17-7
6	FLORIDA	82	38	29	15	91	30	206	223	-17	21-13-7	17-16-8
7	TORONTO	82	30	44	8	68	25	211	262	-51	22-17-2	8-27-6
8	**BUFFALO**	**82**	**23**	**51**	**8**	**54**	**15**	**161**	**274**	**-113**	**14-22-5**	**9-29-3**

METROPOLITAN

RANK	TEAM	GP	W	L	OT	P	ROW	GF	GA	DIFF	HOME	AWAY
1	NY RANGERS	82	53	22	7	113	49	252	192	+60	25-11-5	28-11-2
2	WASHINGTON	82	45	26	11	101	40	242	203	+39	23-13-5	22-13-6
3	NY ISLANDERS	82	47	28	7	101	40	252	230	+22	25-14-2	22-14-5
4	PITTSBURGH	82	43	27	12	98	39	221	210	+11	23-14-4	20-13-8
5	COLUMBUS	82	42	35	5	89	33	236	250	-14	19-20-2	23-15-3
6	PHILADELPHIA	82	33	31	18	84	30	215	234	-19	23-11-7	10-20-11
7	NEW JERSEY	82	32	36	14	78	27	181	216	-35	19-14-8	13-22-6
8	CAROLINA	82	30	41	11	71	25	188	226	-38	18-16-7	12-25-4

WESTERN CONFERENCE STANDINGS

CENTRAL

RANK	TEAM	GP	W	L	OT	P	ROW	GF	GA	DIFF	HOME	AWAY
1	ST. LOUIS	82	51	24	7	109	42	248	201	+47	27-12-2	24-12-5
2	NASHVILLE	82	47	25	10	104	41	232	208	+24	28-9-4	19-16-6
3	CHICAGO	82	48	28	6	102	39	229	189	+40	24-12-5	24-16-1
4	MINNESOTA	82	46	28	8	100	42	231	201	+30	22-13-6	24-15-2
5	WINNIPEG	82	43	26	13	99	36	230	210	+20	23-13-5	20-13-8
6	DALLAS	82	41	31	10	92	37	261	260	+1	17-16-8	24-15-2
7	COLORADO	82	39	31	12	90	29	219	227	-8	23-15-3	16-16-9

PACIFIC

RANK	TEAM	GP	W	L	OT	P	ROW	GF	GA	DIFF	HOME	AWAY
1	ANAHEIM	82	51	24	7	109	43	236	226	+10	26-12-3	25-12-4
2	VANCOUVER	82	48	29	5	101	42	242	222	+20	24-15-2	24-14-3
3	CALGARY	82	45	30	7	97	41	241	216	+25	23-13-5	22-17-2
4	LOS ANGELES	82	40	27	15	95	38	220	205	+15	25-9-7	15-18-8
5	SAN JOSE	82	40	33	9	89	36	228	232	-4	19-17-5	21-16-4
6	EDMONTON	82	24	44	14	62	19	198	283	-85	15-23-3	9-21-11
7	ARIZONA	82	24	50	8	56	19	170	272	-102	11-25-5	13-25-3

CONFERENCE QUARTERFINALS

ATLANTIC DIVISION

	FINAL SCORE
1 Montreal def. 4 Ottawa	(4-2)
2 Tampa Bay def. 3 Detroit	(4-3)

METROPOLITAN DIVISION

	FINAL SCORE
1 NY Rangers def. 4 Pittsburgh	(4-1)
2 Washington def. 3 NY Islanders	(4-3)

CENTRAL DIVISION

	FINAL SCORE
4 Minnesota def. 1 St. Louis	(4-2)
3 Chicago def. 2 Nashville	(4-2)

PACIFIC DIVISION

	FINAL SCORE
1 Anaheim def. 4 Winnipeg	(4-0)
3 Calgary def. 2 Vancouver	(4-2)

CONFERENCE SEMIFINALS

TEAMS	FINAL SCORE
2 Tampa Bay def. 1 Montreal	(4-2)
1 NY Rangers def. 2 Washington	(4-3)
3 Chicago def. 4 Minnesota	(4-0)
1 Anaheim def. 3 Calgary	(4-1)

CONFERENCE FINALS

TEAMS	FINAL SCORE
2 Tampa Bay def. 1 NY Rangers	(4-3)
3 Chicago def. 1 Anaheim	(4-3)

STANLEY CUP FINAL

TEAMS	FINAL SCORE
3 Chicago def. 2 Tampa Bay	(4-2)

STANLEY CUP PLAYOFF FORMAT

The NHL underwent a divisional realignment prior to the 2013-14 season that affected the league's playoff format. The new format is as follows:

Playoff qualification will be primarily Division-based, with the top three finishers in each Division qualifying for the first 12 spots in the Stanley Cup Playoffs (and the first three "seeds" in each Division).

The two additional playoff spots in each Conference, designated as "Wild Cards," will be awarded to the next two highest-placed finishers in each Conference, ranked on the basis of regular-season points and regardless of Division.

"Seeding" of the Wild Card teams within each Divisional Playoff will be determined on the basis of regular-season points. The first-place finisher with the most regular-season points in the Conference will be matched against the Wild Card team with the fewest regular-season points, and the first-place finisher with the second-most regular-season points in the Conference matched against the Wild Card team with the second-fewest regular-season points.

The Playoffs will proceed as follows:

- #1 vs. #4 / #2 vs. #3 – Winners play each other for berth in Conference Championship
- Conference Finals – Two advancing teams in the West and two advancing teams in the East meet in Conference Championship
- Eastern and Western Conference Champions meet in Stanley Cup Final

REGULAR-SEASON SCORES

TEAM GAME-BY-GAME

#	DATE	TEAM	W-L-OT	RECORD	GF-GA	SCORERS	W GOAL	PP	PK	SF-SA	W-L GLTDR.	ATTEND.
1	10/09/2014	CBJ	L	00-01-00	1-3	28	13	0-1	3-4	22-40	72 / 1	18215
2	10/11/2014	@ CHI	L	00-02-00	2-6	28,63s	88	0-4	3-4	23-47	50 / 1	22012+
3	10/13/2014	ANA	L	00-03-00	1-5	63	38	0-3	5-6	12-44	31 / 34	18912
4	10/14/2014	@ CAR	W**	01-03-00	4-3	82,17,82	28	0-2	3-3	26-25	1 / 30	14930
5	10/17/2014	FLA	L	01-04-00	0-1		20	0-5	5-5	26-35	1 / 1	17864
6	10/18/2014	BOS	L	01-05-00	0-4		27	0-7	3-3	32-36	72 / 1	18685
7	10/22/2014	@ ANA	L	01-06-00	1-4	63	17	0-2	4-4	23-34	31 / 34	16067
8	10/23/2014	@ LAK	L	01-07-00	0-2		77	0-3	1-3	29-39	32 / 1	18230+
9	10/25/2014	@ SJS	W	02-07-00	2-1	19,44	44	0-3	1-1	15-30	34 / 32	17370
10	10/28/2014	@ TOR	L	02-08-00	0-4		42	0-2	5-6	10-37	45 / 34	18898+
11	10/30/2014	BOS	O*	02-08-01	2-3	21p,63	63	1-2	2-2	15-37	72 / 1	17477
12	11/01/2014	@ PIT	L	02-09-01	0-5		14	0-4	2-5	18-34	29 / 1	18652+
13	11/02/2014	DET	W**	03-09-01	3-2	65,80	28	0-4	4-4	21-38	34 / 35	17815
14	11/05/2014	MTL	O**	03-09-02	1-2	21p	15	1-4	1-1	32-32	35 / 34	17837
15	11/07/2014	EDM	L	03-10-02	2-3	26,21	27	0-1	2-2	31-52	35 / 34	17490
16	11/08/2014	PIT	L	03-11-02	1-6	28	72	0-3	3-5	21-39	29 / 1	19070+
17	11/11/2014	@ STL	L	03-12-02	1-6	63p	12	1-3	5-8	29-29	1 / 34	17570
18	11/13/2014	@ MIN	L	03-13-02	3-6	55,28,17	22	0-2	2-4	28-39	32 / 1	18925+
19	11/15/2014	TOR	W	04-13-02	6-2	63p,28s,21,26,57,28	21	1-2	4-4	35-34	34 / 34	19070+
20	11/18/2014	SJS	W	05-13-02	4-1	44,12,65,12	12	0-2	3-4	14-30	1 / 34	17435
21	11/22/2014	@ WSH	W	06-13-02	2-1	26,17	17	0-1	0-1	26-44	1 / 70	18506+
22	11/26/2014	WPG	L	06-14-02	1-2	80	67	0-4	2-3	20-26	31 / 1	18442
23	11/28/2014	MTL	W	07-14-02	2-1	63,26p	26	1-4	2-3	25-31	1 / 31	19070+
24	11/29/2014	@ MTL	W**	08-14-02	4-3	28,80,65	65	0-1	2-2	26-44	1 / 35	21287+
25	12/02/2014	TBL	W**	09-14-02	2-1	28	19	0-2	2-2	22-27	1 / 20	17772
26	12/04/2014	@ TBL	L	09-15-02	0-5		7	0-3	5-6	13-35	30 / 1	17767
27	12/06/2014	@ FLA	L	09-16-02	2-3	21,12	27	0-2	1-1	28-37	1 / 34	8597
28	12/09/2014	LAK	W	10-16-02	1-0	63p	63	1-4	2-2	16-34	1 / 32	18438
29	12/11/2014	CGY	W	11-16-02	4-3	26,82,28,26	26	0-2	3-4	19-45	1 / 31	18208
30	12/13/2014	FLA	W*	12-16-02	4-3	19,82,12,51	51	0-2	1-1	32-28	1 / 35	18450
31	12/15/2014	OTT	W**	13-16-02	5-4	55p,26,82,65	26	1-3	5-5	33-33	1 / 40	14578
32	12/16/2014	@ WPG	L	13-17-02	1-5	51p	67	1-4	3-4	28-36	31 / 34	15016+
33	12/20/2014	COL	L	13-18-02	1-5	22	55	0-4	2-3	29-23	31 / 1	18831
34	12/21/2014	@ BOS	O*	13-18-03	3-4	41,55p,59	21	1-2	0-1	28-37	40 / 1	17565+
35	12/23/2014	@ DET	L	13-19-03	3-6	44,80,61s	21	0-1	2-6	16-39	34 / 34	20027
36	12/27/2014	NYI	W**	14-19-03	4-3	44,28s,80	63	0-3	2-2	26-36	1 / 60	19070+
37	12/29/2014	@ OTT	L	14-20-03	2-5	3,28	6	0-4	2-2	21-35	41 / 1	18284
38	12/31/2014	TBL	L	14-21-03	1-5	63p	18	1-2	2-3	11-25	88 / 1	19070+
39	01/02/2015	FLA	L	14-22-03	0-2		24	0-1	0-1	30-33	1 / 34	19070+
40	01/03/2015	@ NYR	L	14-23-03	1-6	21	20	0-3	1-4	25-39	30 / 34	18006+
41	01/06/2015	@ NJD	L	14-24-03	1-4	25p	20	1-2	2-2	21-28	35 / 1	15162
42	01/08/2015	@ CAR	L	14-25-03	2-5	84,84	12	0-4	2-3	20-31	30 / 1	9781
43	01/09/2015	@ TBL	L	14-26-03	1-2	8s	91	0-3	4-4	21-47	30 / 34	19204+
44	01/13/2015	DET	L	14-27-03	1-3	6	14	0-2	3-4	26-30	34 / 34	19070+
45	01/15/2015	MIN	L	14-28-03	0-7		11	0-3	4-6	18-37	40 / 1	18963
46	01/17/2015	PHI	L	14-29-03	3-4	28,63,28p	12	1-3	1-3	27-32	72 / 34	19070+
47	01/18/2015	@ DET	L	14-30-03	4-6	21,63,80p,63	40	1-3	2-4	15-26	38 / 1	20027

TEAM GAME-BY-GAME

#	DATE	TEAM	W-L-OT	RECORD	GF-GA	SCORERS	W GOAL	PP	PK	SF-SA	W-L GLTDR.	ATTEND.
48	01/27/2015	@ CGY	L	14-31-03	1-4	80p	86	1-2	3-4	18-31	1 / 1	18563
49	01/29/2015	@ EDM	L	14-32-03	2-3	57,55	51	0-1	3-3	20-34	30 / 1	16839+
50	01/30/2015	@ VAN	L	14-33-03	2-5	80p,80p	13	2-6	2-4	22-38	30 / 31	18570
51	02/03/2015	@ MTL	W	15-33-03	3-2	21,26,12	12	0-1	2-2	18-34	1 / 31	21286+
52	02/05/2015	STL	L	15-34-03	0-3		23	0-2	1-1	23-30	34 / 1	18912
53	02/07/2015	DAL	W	16-34-03	3-2	57,63p,28	28	1-2	1-2	24-40	1 / 29	18426
54	02/08/2015	NYI	L	16-35-03	2-3	82,21	84	0-3	1-2	10-31	41 / 34	18900
55	02/10/2015	OTT	L	16-36-03	1-2	57p	9	1-4	2-3	36-26	40 / 1	19070+
56	02/15/2015	PHI	L	16-37-03	1-2	51p	12	1-3	2-2	22-30	29 / 34	18759
57	02/17/2015	@ NJD	O**	16-37-04	1-2	63	21	0-3	3-4	25-35	35 / 34	13517
58	02/19/2015	@ PHI	W**	17-37-04	3-2	44,12	65	0-3	3-4	32-38	34 / 29	19472
59	02/20/2015	NYR	L	17-38-04	1-3	26	61	0-3	4-4	25-43	70 / 34	19070+
60	02/22/2015	NSH	O**	17-38-05	1-2	63	9	0-3	7-8	17-38	30 / 34	19070+
61	02/24/2015	@ CBJ	W	18-38-05	4-2	19,28s,3,80p	3	1-3	4-4	31-47	34 / 31	13671
62	02/26/2015	VAN	W	19-38-05	6-3	17,80,41,17,65,12	17	0-1	0-0	24-31	34 / 31	19070+
63	02/28/2015	@ FLA	L	19-39-05	3-5	19,41,17	19	0-3	4-6	14-47	1 / 34	10374
64	03/03/2015	@ TBL	L	19-40-05	0-3		91	0-2	0-2	28-35	88 / 35	18922
65	03/06/2015	@ OTT	L	19-41-05	2-3	84,63	61	0-0	3-3	26-37	30 / 35	18241
66	03/07/2015	@ WSH	L	19-42-05	1-6	22	83	0-3	1-3	17-45	70 / 31	18506+
67	03/11/2015	@ TOR	O**	19-42-06	3-4	22,63,26	42	0-2	4-5	33-34	45 / 35	18844+
68	03/14/2015	NYR	L	19-43-06	0-2		93	0-3	3-3	20-33	70 / 35	19070+
69	03/16/2015	WSH	O**	19-43-07	3-4	63p,19,22	92	1-3	0-2	33-38	70 / 35	19070+
70	03/17/2015	@ BOS	W**	20-43-07	2-1	55p	63	1-2	2-2	24-45	35 / 72	17565+
71	03/20/2015	NJD	L	20-44-07	1-3	26p	18	1-4	2-2	29-27	1 / 35	19070+
72	03/21/2015	@ NSH	L	20-45-07	0-3		41	0-4	0-1	24-43	35 / 31	17113+
73	03/23/2015	@ DAL	L	20-46-07	3-4	12,12p,26	20	1-3	2-3	28-39	32 / 35	18113
74	03/26/2015	ARI	O*	20-46-08	3-4	63,55p,12p	9	2-5	4-5	35-42	41 / 31	19070+
75	03/28/2015	@ COL	L	20-47-08	3-5	41,41,55	9	0-3	1-1	38-22	1 / 31	18007+
76	03/30/2015	@ ARI	W	21-47-08	4-1	41p,41,12s,55	41	1-1	2-2	36-29	35 / 41	13612
77	04/01/2015	TOR	W	22-47-08	4-3	20,19,26p,37	37	1-5	4-4	31-27	35 / 45	19070+
78	04/03/2015	CHI	L	22-48-08	3-4	82,22p,82	19	1-3	3-3	38-36	33 / 35	19070+
79	04/04/2015	@ NYI	L	22-49-08	0-3		21	0-4	1-2	21-36	41 / 1	16170+
80	04/06/2015	CAR	W	23-49-08	4-3	25,12,22,63	63	0-0	0-0	25-52	35 / 30	19070+
81	04/10/2015	@ CBJ	L	23-50-08	2-4	25,12p	13	1-3	1-1	25-40	72 / 35	17855
82	04/11/2015	PIT	L	23-51-08	0-2		16	0-0	0-0	28-38	29 / 35	19070+

INDIVIDUAL SCORING BREAKDOWN

	Even Strength			Power Play			Shorthanded			Home					Away				
PLAYER	**G**	**A**	**P**	**G**	**A**	**P**	**G**	**A**	**P**	**GP**	**G**	**A**	**P**	**+/-**	**GP**	**G**	**A**	**P**	**+/-**
Joel Armia	0	0	0	0	0	0	0	0	0	0	0	0	0	0	1	0	0	0	0
Andre Benoit	0	7	7	0	1	1	1	0	1	28	0	4	4	-10	31	1	4	5	-9
Zach Bogosian	0	6	6	0	1	1	0	0	0	9	0	2	2	-1	12	0	5	5	-6
Jerry D'Amigo	0	0	0	0	0	0	0	0	0	3	0	0	0	-2	6	0	0	0	-2
Zac Dalpe	1	2	3	0	0	0	0	0	0	10	1	0	1	-8	11	0	2	2	-3
Nicolas Deslauriers	5	9	14	0	0	0	0	1	1	41	2	5	7	-10	41	3	5	8	-14
Matt Ellis	1	1	2	0	0	0	0	0	0	19	1	1	2	-7	20	0	0	0	-5
Tyler Ennis	13	15	28	6	11	17	1	0	1	40	12	15	27	-8	38	8	11	19	-11
Brian Flynn	5	9	14	0	1	1	0	2	2	30	4	6	10	0	24	1	6	7	-3
Marcus Foligno	8	10	18	0	1	1	0	1	1	28	6	5	11	4	29	2	7	9	-9
Brian Gionta	9	16	25	3	6	9	1	0	1	35	6	14	20	-5	34	7	8	15	-8
Zemgus Girgensons	11	12	23	1	3	4	3	0	3	32	10	7	17	-1	29	5	8	13	-15
Josh Gorges	0	5	5	0	0	0	0	1	1	24	0	5	5	-11	22	0	1	1	-17
Mikhail Grigorenko	2	2	4	1	1	2	0	0	0	10	1	0	1	-4	15	2	3	5	-6
Cody Hodgson	6	6	12	0	1	1	0	0	0	38	3	0	3	-15	40	3	7	10	-13
Patrick Kaleta	0	2	2	0	0	0	0	1	1	23	0	2	2	-2	19	0	1	1	-9
Johan Larsson	5	7	12	1	3	4	0	0	0	20	4	3	7	-1	19	2	7	9	1
Jake McCabe	0	0	0	0	0	0	0	0	0	1	0	0	0	0	1	0	0	0	0
Cody McCormick	0	3	3	0	0	0	1	0	1	16	0	2	2	-3	17	1	1	2	-6
Andrej Meszaros	6	7	13	1	0	1	0	0	0	30	1	4	5	-6	30	6	3	9	-7
Torrey Mitchell	6	7	13	0	0	0	0	0	0	29	2	2	4	-6	22	4	5	9	0
Matt Moulson	10	20	30	3	8	11	0	0	0	39	9	16	25	-1	38	4	12	16	-10
Tyler Myers	3	6	9	1	3	4	0	0	0	25	3	7	10	0	22	1	2	3	-15
Mark Pysyk	2	1	3	0	0	0	0	0	0	3	0	1	1	-1	4	2	0	2	5
Sam Reinhart	0	1	1	0	0	0	0	0	0	4	0	0	0	0	5	0	1	1	-1
Rasmus Ristolainen	4	7	11	4	5	9	0	0	0	39	2	9	11	-15	39	6	3	9	-17
Chad Ruhwedel	0	1	1	0	0	0	0	0	0	2	0	1	1	2	2	0	0	0	1
Tim Schaller	1	1	2	0	0	0	0	0	0	4	0	1	1	0	14	1	0	1	-5
Drew Stafford	7	11	18	2	3	5	0	1	1	28	5	9	14	-6	22	4	6	10	-12
Chris Stewart	6	9	15	5	5	10	0	0	0	31	4	9	13	-11	30	7	5	12	-19
Tyson Strachan	0	4	4	0	0	0	0	1	1	24	0	3	3	-11	22	0	2	2	-19
Philip Varone	3	2	5	0	0	0	0	0	0	12	0	1	1	-10	16	3	1	4	-4
Mike Weber	1	5	6	0	0	0	0	1	1	30	1	2	3	-11	34	0	4	4	-11
Nikita Zadorov	1	9	10	2	3	5	0	0	0	31	2	5	7	-1	29	1	7	8	-9

INDIVIDUAL SCORING BREAKDOWN

PLAYER	1ST	2ND	3RD	OT	EV	PP	SH	GW	LL	1H	2H	HOME	ROAD	TOTAL
Armia	0	0	0	0	0	0	0	0	0	0	0	0	0	0
Benoit	0	1	0	0	0	0	1	0	0	1	0	0	1	1
Bogosian	0	0	0	0	0	0	0	0	0	0	0	0	0	0
D'Amigo	0	0	0	0	0	0	0	0	0	0	0	0	0	0
Dalpe	1	0	0	0	1	0	0	0	0	0	1	1	0	1
Deslauriers	2	1	2	0	5	0	0	1	0	4	1	2	3	5
Ellis	0	0	1	0	1	0	0	1	1	0	1	1	0	1
Ennis	9	5	6	0	13	6	1	2	2	9	11	12	8	20
Flynn	0	2	3	0	5	0	0	0	0	4	1	4	1	5
Foligno	1	5	2	0	8	0	0	0	0	5	3	6	2	8
Gionta	3	5	5	0	9	3	1	2	1	4	9	6	7	13
Girgensons	6	4	5	0	11	1	3	1	1	11	4	9	6	15
Gorges	0	0	0	0	0	0	0	0	0	0	0	0	0	0
Grigorenko	2	1	0	0	2	1	0	0	1	1	2	1	2	3
Hodgson	4	1	1	0	6	0	0	0	1	2	4	3	3	6
Kaleta	0	0	0	0	0	0	0	0	0	0	0	0	0	0
Larsson	2	1	3	0	5	1	0	0	0	1	5	4	2	6
McCabe	0	0	0	0	0	0	0	0	0	0	0	0	0	0
McCormick	0	1	0	0	0	0	1	0	0	0	1	0	1	1
Meszaros	1	3	3	0	6	1	0	1	1	1	6	1	6	7
Mitchell	1	1	4	0	6	0	0	2	2	3	3	2	4	6
Moulson	2	6	5	0	10	3	0	2	3	7	6	9	4	13
Myers	2	0	2	0	3	1	0	0	1	1	3	3	1	4
Pysyk	0	2	0	0	2	0	0	1	0	1	1	0	2	2
Reinhart	0	0	0	0	0	0	0	0	0	0	0	0	0	0
Ristolainen	1	3	4	0	4	4	0	0	0	3	5	2	6	8
Ruhwedel	0	0	0	0	0	0	0	0	0	0	0	0	0	0
Schaller	0	0	1	0	1	0	0	0	0	1	0	0	1	1
Stafford	2	5	2	0	7	2	0	1	0	6	3	5	4	9
Stewart	3	3	5	0	6	5	0	0	0	5	6	4	7	11
Strachan	0	0	0	0	0	0	0	0	0	0	0	0	0	0
Varone	1	1	1	0	3	0	0	0	0	0	3	0	3	3
Weber	0	1	0	0	1	0	0	0	0	0	1	1	0	1
Zadorov	1	1	0	1	1	2	0	1	1	2	1	2	1	3
TOTAL	**44**	**53**	**55**	**1**	**116**	**30**	**7**	**15**	**15**	**72**	**81**	**78**	**75**	**153**

RECORD WHEN A PLAYER RECORDS A GOAL/ASSIST/POINT/MULTI-POINT GAME

PLAYER	IN LINEUP	GOAL	ASSIST	POINT	MULTI-POINT	2 PTS	3 PTS	4 PTS	5 PTS
Armia	0-1-0	0-0-0	0-0-0	0-0-0	0-0-0	-	-	-	-
Benoit	15-38-6	0-1-0	4-4-0	4-5-0	0-0-0	-	-	-	-
Bogosian	6-11-4	0-0-0	2-4-0	2-4-0	1-0-0	1	-	-	-
Dalpe	5-12-3	1-0-0	1-1-0	2-1-0	0-0-0	-	-	-	-
D'Amigo	1-7-2	0-0-0	0-0-0	0-0-0	0-0-0	-	-	-	-
Deslauriers	23-51-8	4-1-0	6-3-1	9-4-1	1-0-0	1	-	-	-
Ellis	9-25-5	1-0-0	1-0-0	1-0-0	1-0-0	1	-	-	-
Ennis	21-49-8	5-8-6	9-8-5	11-15-8	4-1-3	4	4	-	-
Flynn	16-34-4	4-0-1	5-5-1	7-5-2	2-1-0	3	-	-	-
Foligno	19-31-7	4-2-0	4-8-0	7-9-0	2-2-0	4	-	-	-
Gionta	22-39-8	7-3-1	10-7-2	13-9-2	5-3-1	7	2	-	-
Girgensons	18-38-5	7-6-0	8-4-3	12-9-3	4-2-0	6	-	-	-
Gorges	10-33-3	0-0-0	3-2-0	3-2-0	1-0-0	1	-	-	-
Grigorenko	4-19-2	1-2-0	1-2-0	2-4-0	0-0-0	-	-	-	-
Hodgson	22-48-8	4-1-1	2-5-0	6-5-1	0-1-0	1	-	-	-
Kaleta	13-28-1	0-0-0	2-1-0	2-1-0	0-0-0	-	-	-	-
Larsson	9-23-7	2-2-2	3-3-3	4-5-4	1-0-1	1	1	-	-
McCabe	1-0-1	0-0-0	0-0-0	0-0-0	0-0-0	-	-	-	-
McCormick	9-22-2	0-1-0	3-0-0	3-1-0	0-0-0	-	-	-	-
Meszaros	15-39-6	2-2-1	5-2-0	7-4-1	1-1-0	2	-	-	-
Mitchell	18-29-4	3-2-0	3-3-1	6-5-1	1-0-0	1	-	-	-
Moulson	23-47-7	7-4-1	5-12-4	13-15-4	4-2-1	5	2	-	-
Myers	15-30-2	2-2-0	6-1-2	7-3-2	1-0-0	1	-	-	-
Pysyk	2-3-2	1-1-0	1-0-0	2-1-0	0-0-0	-	-	-	-
Reinhart	2-6-1	0-0-0	1-0-0	1-0-0	0-0-0	-	-	-	-
Ristolainen	22-48-8	3-3-2	3-6-1	6-8-3	0-2-0	1	1	-	-
Ruhwedel	1-2-1	0-0-0	0-0-1	0-0-1	0-0-0	-	-	-	-
Schaller	4-11-3	0-0-1	0-0-1	0-0-2	0-0-0	-	-	-	-
Stafford	14-33-3	2-4-2	6-6-1	7-10-2	1-2-1	4	-	-	-
Stewart	18-38-5	5-5-0	4-6-1	8-11-1	2-2-0	3	1	-	-
Strachan	14-28-4	0-0-0	3-1-0	3-1-0	0-1-0	1	-	-	-
Varone	5-20-3	0-2-0	1-1-0	1-2-0	0-2-0	2	-	-	-
Weber	18-41-5	0-1-0	4-2-0	4-3-0	0-0-0	-	-	-	-
Zadorov	19-35-6	1-2-0	4-7-0	4-9-0	1-1-0	2	-	-	-

INDIVIDUAL LEADERS

CATEGORY	PLAYERS
Points:	T. ENNIS (46), M. MOULSON (41), B. GIONTA (35)
Goals:	T. ENNIS (20), Z. GIRGENSONS (15), B. GIONTA, M. MOULSON (13)
Assists:	M. MOULSON (28), T. ENNIS (26), B. GIONTA (22)
PP Goals:	T. ENNIS (6), C. STEWART (5), R. RISTOLAINEN (4)
SH Goals:	Z. GIRGENSONS (3), A. BENOIT, T. ENNIS, B. GIONTA, C. McCORMICK (1)
GW Goals:	T. ENNIS, B. GIONTA, T. MITCHELL, M. MOULSON (2)
3+ Goals:	N/A
PIM:	N. DESLAURIERS (71), M. WEBER (68), C. STEWART (63)
Shots:	T. ENNIS (185), M. MOULSON (156), B. GIONTA (153)
+/-:	M. PYSYK (+4), C. RUHWEDEL (+3), J. ARMIA, J. LARSSON, J McCABE (0)

SEASON STATISTICS

TEAM RECORDS

Overall record/streak:	23-51-8 / Lost 2
Home record/streak:	14-22-5 / Lost 1
Road record/streak:	9-29-3 / Lost 2
Last 5 Games:	1-4-0
Last 10 Games:	3-6-1
1-Goal Games:	18-13-8
2-Goal Games:	1-12
3-Goal Games:	4-26
Scoring first:	19-14-3
Opponent scoring first:	4-37-5
Leading after 1 period:	9-6-1
Trailing after 1 period:	4-28-2
Tied after 1 period:	10-17-5
Leading after 2 periods:	11-3-3
Trailing after 2 periods:	3-37-2
Tied after 2 periods:	9-11-3
OT Record - This Season:	9-8
OT Record - Franchise:	163-152-215
Shootout Record - This Season:	8-5
Shootout Record - Franchise:	65-51
Outshooting opponent:	5-5-0
Outshot by opponent:	17-45-7
Even shots:	1-1-1
vs. Atlantic:	10-16-4
vs. Metropolitan:	6-16-2
vs. EASTERN CONFERENCE:	16-32-6
vs. Central:	1-12-1
vs. Pacific:	6-7-1
vs. WESTERN CONFERENCE:	7-19-2

RECORD WHEN SCORING POWER PLAY GOALS

0 PPG	1 PPG	2 PPG	3+ PPG
14-37-3 (.287)	9-13-4 (.423)	0-1-1 (.250)	0-0-0 (.000)

RECORD WHEN ALLOWING POWER PLAY GOALS

0 PPG	1 PPG	2 PPG	3+ PPG
17-19-2 (.474)	6-18-5 (.293)	0-10-1 (.045)	0-4-0 (.000)

RECORD BY DAY OF THE WEEK

Sunday	Monday	Tuesday	Wednesday	Thursday	Friday	Saturday
1-3-2 (.333)	3-3-1 (.500)	7-9-1 (.441)	1-3-2 (.333)	3-8-2 (.308)	1-10-0 (.091)	7-15-0 (.318)

RECORD BY MONTH

October	November	December	January	February	March	April
2-8-1 (.227)	6-6-1 (.500)	6-7-1 (.464)	0-12-0 (.000)	5-6-2 (.462)	2-8-3 (.269)	2-4-0 (.333)

SEASON STATISTICS

GOALS BY PERIOD

	1	2	3	OT	T	AVG
Buffalo Sabres:	46	52	54	1	153	(1.9 avg.)
Opponents:	69	93	104	3	269	(3.3 avg.)

SHOTS BY PERIOD

	1	2	3	OT	T	AVG
Buffalo Sabres:	632	690	620	42	1,984	(24.2 avg.)
Opponents:	903	980	981	56	2,920	(35.6 avg.)

POWER PLAY

	G	ATT	%
Overall:	30	224	13.4 (30th NHL)
Home:	17	117	14.5 (29th NHL)
Road:	13	107	12.1 (27th NHL)

8 Shorthanded Goals Allowed (T-25th NHL)

PENALTY KILLING

	G	ATT	%
Overall:	64	257	75.1 (30th NHL)
Home:	23	123	81.3 (23rd NHL)
Road:	41	134	69.4 (30th NHL)

7 Shorthanded Goals Scored (T-7th NHL)

PENALTIES

	G	MIN	AVG/RANK
Overall:	82	853	10.4 (23rd NHL)

GOALS SITUATIONS

SITUATION	FOR	AGAINST
5-on-5:	111	182
5-on-4:	29	8
5-on-3:	1	0
4-on-4:	2	4
4-on-3:	0	0
3-on-3:	0	0
3-on-4:	0	1
3-on-5:	0	5
4-on-5:	6	58
Empty Net:	4	10
Penalty Shots:	0	1
TOTAL:	**153**	**269**

SHOOTOUT

SHOOTER	G/S	%	GDG
Brian Flynn	2/2	100.0	2
Cody Hodgson	1/2	50.0	1
Tyler Ennis	5/12	41.7	2
Brian Gionta	2/7	28.6	0
Zemgus Girgensons	2/8	25.0	2
Matt Moulson	2/10	20.0	1
Marcus Foligno	0/1	0.0	0
Drew Stafford	0/1	0.0	0
Chris Stewart	0/1	0.0	0
Philip Varone	0/1	0.0	0

GOALTENDER	REC.	G/S	%
Jhonas Enroth	5-0	1/21	.952
Anders Lindback	1-2	2/7	.714
Michal Neuvirth	2-3	8/16	.500

POWER PLAY

PLAYER	G	A	P
Tyler Ennis	6	11	17
Matt Moulson	3	8	11
Chris Stewart	5	5	10
Rasmus Ristolainen	4	5	9
Brian Gionta	3	6	9
Drew Stafford	2	3	5
Nikita Zadorov	2	3	5
Zemgus Girgensons	1	3	4
Johan Larsson	1	3	4
Tyler Myers	1	3	4
Mikhail Grigorenko	1	1	2
Andrej Meszaros	1	0	1
Andre Benoit	0	1	1
Zach Bogosian	0	1	1
Brian Flynn	0	1	1
Marcus Foligno	0	1	1
Cody Hodgson	0	1	1

SHORTHANDED

PLAYER	G	A	P
Zemgus Girgensons	3	0	3
Brian Flynn	0	2	2
Andre Benoit	1	0	1
Tyler Ennis	1	0	1
Brian Gionta	1	0	1
Cody McCormick	1	0	1
Nicolas Deslauriers	0	1	1
Marcus Foligno	0	1	1
Josh Gorges	0	1	1
Patrick Kaleta	0	1	1
Drew Stafford	0	1	1
Tyson Strachan	0	1	1
Mike Weber	0	1	1

PLAYER GAME-BY-GAME

DATE	OPPONENT	PYSYK #3	GORGES #4	RUHWEDEL #5	WEBER #6	McCORMICK #8	GIONTA #12
Oct 9	vs. CBJ	INJ	0-0,0/0 22:03	MIN	0-0,0/0 16:32	0-0,0/-1 10:46	0-0,4/0 15:39
Oct 11	@ CHI	INJ	0-0,0/0 20:06	MIN	0-0,1/1 17:43	0-0,1/0 10:32	0-0,0/-3 14:48
Oct 13	vs. ANA	INJ	0-0,0/0 21:33	MIN	0-0,0/-2 14:33	0-0,0/-2 10:32	0-0,0/0 14:38
Oct 14	@ CAR	INJ	0-0,2/0 25:31	MIN	0-0,0/0 17:01	0-0,1/0 10:23	0-1,5/1 14:54
Oct 17	vs. FLA	MIN	0-0,0/0 19:45	MIN	0-0,1/-1 14:37	0-0,1/0 09:02	0-0,2/0 15:38
Oct 18	vs. BOS	MIN	0-0,0/-2 19:22	MIN	0-0,1/-1 16:24	0-0,0/-1 12:13	0-0,2/-3 16:11
Oct 22	@ ANA	MIN	0-0,0/-1 24:14	MIN	0-0,1/-1 20:46	0-0,2/-1 11:01	0-0,0/0 13:50
Oct 23	@ LAK	MIN	0-0,0/0 20:14	MIN	0-0,0/0 13:54	0-0,0/0 09:13	0-0,3/0 18:09
Oct 25	@ SJS	MIN	0-0,0/0 21:37	MIN	0-0,1/1 17:06	0-1,2/1 11:28	0-0,2/0 19:11
Oct 28	@ TOR	MIN	0-0,1/0 20:26	MIN	0-0,0/-2 18:37	0-0,1/0 10:41	0-0,0/-1 15:40
Oct 30	vs. BOS	MIN	0-0,0/0 26:40	MIN	0-0,0/-1 15:02	0-0,0/0 15:53	0-0,0/0 17:34
Nov 1	@ PIT	MIN	0-0,0/-1 21:58	MIN	0-0,0/0 17:11	0-0,1/0 12:32	0-0,1/-1 16:50
Nov 2	vs. DET	MIN	0-0,0/-2 25:15	MIN	DND	0-0,0/0 11:05	0-0,1/1 17:07
Nov 5	vs. MTL	MIN	0-0,3/0 25:29	MIN	DND	0-0,4/0 12:11	0-0,1/0 20:43
Nov 7	vs. EDM	MIN	0-0,1/1 21:47	MIN	DND	0-0,3/0 13:16	0-1,2/1 14:47
Nov 8	vs. PIT	MIN	0-1,2/-3 21:02	MIN	0-0,0/0 18:27	0-0,2/0 11:46	0-1,2/0 14:04
Nov 11	@ STL	MIN	0-0,0/0 10:10	MIN	0-0,0/-1 18:00	0-0,0/-2 13:17	0-0,2/-1 10:56
Nov 13	@ MIN	MIN	DND	MIN	0-0,0/-2 10:41	0-0,1/-2 15:01	0-0,3/0 16:01
Nov 15	vs. TOR	MIN	DND	MIN	0-1,1/3 18:14	0-1,3/1 15:17	0-0,1/-1 11:43
Nov 18	vs. SJS	MIN	INJ	MIN	0-1,1/1 19:39	0-1,0/1 13:58	2-1(W),3/3 13:03
Nov 22	@ WSH	MIN	INJ	MIN	0-1,0/1 16:21	0-0,0/0 05:07	0-1,1/1 13:00
Nov 26	vs. WPG	MIN	INJ	MIN	0-0,0/0 14:12	DND	0-0,1/0 15:14
Nov 28	vs. MTL	MIN	INJ	MIN	0-0,0/0 15:58	DND	0-0,4/0 15:08
Nov 29	@ MTL	MIN	INJ	MIN	0-0,1/1 16:59	DND	0-1,2/1 16:59
Dec 2	vs. TBL	MIN	0-1,1/1 25:41	MIN	0-0,2/-1 17:45	INJ	0-0,2/0 18:23
Dec 4	@ TBL	MIN	0-0,1/0 22:42	MIN	0-0,0/-3 18:35	0-0,0/-1 09:29	0-0,1/0 19:49
Dec 6	@ FLA	MIN	0-1,0/0 23:43	MIN	0-1,1/1 15:57	0-0,0/0 10:05	1-0,1/-1 16:37
Dec 9	vs. LAK	MIN	0-0,1/0 23:13	MIN	0-0,0/0 11:27	0-0,2/0 13:44	0-0,0/0 15:17
Dec 11	vs. CGY	MIN	0-1,0/-1 24:22	MIN	0-0,2/1 17:09	0-0,1/0 05:47	0-0,0/-1 15:40
Dec 13	vs. FLA	MIN	0-0,0/1 13:27	MIN	DND	DND	1-0,3/0 14:56
Dec 15	vs. OTT	MIN	DND	MIN	DND	DND	0-1,2/2 19:23
Dec 16	@ WPG	MIN	DND	MIN	INJ	DND	0-0,1/-2 16:20
Dec 20	vs. COL	MIN	0-0,0/0 20:22	MIN	INJ	INJ	0-0,2/-2 18:31
Dec 21	@ BOS	0-0,0/0 19:58	0-0,1/-2 24:33	MIN	INJ	INJ	0-0,1/0 04:06
Dec 23	@ DET	0-0,0/0 20:35	0-0,0/-1 26:49	MIN	INJ	INJ	DND
Dec 27	vs. NYI	MIN	0-2,0/0 26:21	MIN	0-0,0/0 21:43	0-0,2/0 12:54	DND
Dec 29	@ OTT	1-0,2/2 14:40	0-0,1/-3 23:51	MIN	0-0,1/-1 15:41	0-0,1/-1 12:09	DND
Dec 31	vs. TBL	0-0,0/-2 18:34	0-0,0/-2 23:02	MIN	0-0,0/-1 18:19	0-0,0/-1 12:06	DND
Jan 2	vs. FLA	MIN	0-0,2/-1 25:18	MIN	0-0,1/0 17:26	0-0,0/0 13:19	DND
Jan 3	@ NYR	MIN	0-0,0/-1 21:54	MIN	0-0,0/-2 19:09	0-0,1/1 13:38	DND
Jan 6	@ NJD	MIN	0-0,0/-3 20:55	MIN	0-0,0/-1 18:08	0-0,0/0 13:59	DND
Jan 8	@ CAR	MIN	0-0,3/1 23:15	MIN	0-1,1/-1 19:10	0-0,0/-1 11:48	DND
Jan 9	@ TBL	MIN	0-0,0/-2 26:55	MIN	0-0,0/0 19:49	1-0,2/0 12:21	DND
Jan 13	vs. DET	MIN	0-0,0/-1 21:54	MIN	1-0,2/0 19:16	INJ	INJ
Jan 15	vs. MIN	MIN	0-0,0/-3 20:17	MIN	0-0,1/-2 19:45	INJ	INJ
Jan 17	vs. PHI	MIN	0-0,2/1 23:19	MIN	DND	INJ	INJ
Jan 18	@ DET	MIN	0-0,1/-2 25:27	MIN	DND	INJ	INJ
Jan 27	@ CGY	MIN	0-0,0/0 22:28	MIN	0-0,1/-2 21:05	INJ	0-0,2/-1 14:50
Jan 29	@ EDM	MIN	0-0,1/-1 26:21	MIN	0-0,2/1 18:16	INJ	0-2,3/2 17:31
Jan 30	@ VAN	MIN	0-0,0/0 20:05	MIN	0-0,0/0 15:27	INJ	0-0,2/-1 15:59
Feb 3	@ MTL	MIN	0-0,0/-1 25:41	MIN	0-0,0/2 20:34	INJ	1-0(W),3/2 19:00
Feb 5	Vs STL	MIN	0-0,2/-2 20:54	MIN	0-0,0/0 20:50	INJ	0-0,2/-1 19:33
Feb 7	Vs DAL	MIN	0-0,1/1 18:24	MIN	0-0,1/0 20:47	INJ	0-0,4/-1 20:26
Feb 8	Vs NYI	MIN	0-0,0/1 18:44	MIN	0-0,2/-2 16:34	INJ	0-0,2/0 16:21
Feb 10	Vs OTT	MIN	0-0,2/0 21:34	MIN	0-0,1/0 17:35	INJ	0-0,5/-1 19:12
Feb 15	Vs PHI	MIN	DND	MIN	0-0,0/-1 17:47	INJ	0-0,3/0 19:15
Feb 17	@ NJD	MIN	DND	MIN	0-0,1/0 24:19	INJ	0-0,1/0 21:24
Feb 19	@ PHI	MIN	DND	MIN	0-0,0/0 24:58	INJ	1-0,3/1 20:48
Feb 20	Vs NYR	MIN	DND	MIN	0-0,0/0 07:23	INJ	0-1,1/-2 21:19
Feb 22	Vs NSH	0-0,1/0 16:51	INJ	MIN	DND	INJ	0-0,1/0 20:46
Feb 24	@ CBJ	1-0(W),1/3 18:18	INJ	MIN	DND	INJ	0-0,2/-1 21:23
Feb 26	Vs VAN	0-1,0/1 18:19	INJ	MIN	0-0,1/0 22:09	INJ	1-2,4/4 19:29
Feb 28	@ FLA	MIN	INJ	MIN	0-0,0/-1 19:40	INJ	0-0,0/-1 20:33
Mar 3	@ TBL	MIN	INJ	MIN	0-0,0/0 19:58	INJ	0-0,2/0 17:52
Mar 6	@ OTT	MIN	INJ	MIN	0-0,1/-1 21:44	INJ	0-0,1/-1 21:39
Mar 7	@ WSH	MIN	INJ	MIN	0-0,0/-1 20:12	INJ	0-0,4/1 22:19
Mar 11	@ TOR	MIN	INJ	MIN	0-0,0/1 25:51	INJ	0-0,2/-1 23:27
Mar 14	Vs NYR	MIN	INJ	MIN	0-0,3/-1 24:53	INJ	0-0,2/-1 21:42
Mar 16	Vs WSH	MIN	INJ	0-1,0/2 13:13	0-0,1/0 26:39	INJ	0-1,4/0 23:59
Mar 17	@ BOS	MIN	INJ	0-0,3/0 12:19	0-0,3/0 28:18	INJ	0-1,4/0 23:16
Mar 20	Vs NJD	MIN	INJ	MIN	0-0,0/-1 21:04	INJ	0-1,5/-1 24:25
Mar 21	@ NSH	MIN	INJ	MIN	0-0,0/-1 20:03	INJ	0-0,0/-1 16:27
Mar 23	@ DAL	MIN	INJ	MIN	0-0,0/-1 23:01	INJ	2-0,7/0 23:23
Mar 26	Vs ARI	MIN	INJ	MIN	0-0,2/0 19:49	INJ	1-1,7/-1 24:50
Mar 28	@ COL	MIN	INJ	MIN	0-0,0/0 21:07	INJ	0-0,4/-2 19:41
Mar 30	@ ARI	MIN	INJ	MIN	0-1,2/1 22:26	INJ	1-1,6/2 18:56
Apr 1	Vs TOR	MIN	INJ	MIN	0-0,1/-2 19:45	INJ	0-2,2/0 23:03
Apr 3	Vs CHI	MIN	INJ	MIN	DND	INJ	0-1,2/-1 24:43
Apr 4	@ NYI	MIN	INJ	MIN	DND	INJ	0-0,0/-1 18:25
Apr 6	Vs CAR	MIN	INJ	MIN	DND	INJ	1-1,2/1 17:19
Apr 10	@ CBJ	MIN	INJ	0-0,1/1 11:30	DND	INJ	1-1,4/0 21:43
Apr 11	Vs PIT	MIN	INJ	0-0,0/0 12:49	DND	INJ	0-0,2/-1 19:58

PLAYER GAME-BY-GAME

DATE	OPPONENT	MITCHELL #7	HODGSON #19	DALPE #20	STAFFORD #21	LARSSON #22	REINHART #23
Oct 9	vs. CBJ	0-0,0/-1 10:22	0-0,1/0 15:00	MIN	0-0,1/-1 17:18	DND	0-0,0/0 13:37
Oct 11	@ CHI	0-0,0/0 10:43	0-0,0/-3 16:12	MIN	0-2,3/1 17:48	MIN	0-0,1/-1 13:33
Oct 13	vs. ANA	0-0,0/0 14:09	0-0,0/-1 15:10	MIN	0-1,0/0 17:50	MIN	0-0,1/0 11:12
Oct 14	@ CAR	1-0,1/0 14:58	0-1,3/1 18:13	MIN	0-0,3/-2 17:53	MIN	0-0,0/0 06:39
Oct 17	vs. FLA	0-0,2/0 14:54	0-0,1/-1 16:21	MIN	0-0,1/0 18:59	MIN	0-0,0/0 07:09
Oct 18	vs. BOS	0-0,1/0 12:32	0-0,2/-1 18:40	MIN	0-0,4/0 19:40	MIN	DND
Oct 22	@ ANA	0-0,0/-1 14:42	0-0,1/-1 16:07	MIN	0-0,2/-2 14:28	MIN	0-0,0/-1 09:51
Oct 23	@ LAK	0-0,0/0 14:24	0-0,1/0 17:47	MIN	0-0,1/0 12:04	MIN	DND
Oct 25	@ SJS	0-0,0/0 16:48	1-0,1/0 10:48	MIN	0-1,1/0 11:33	MIN	0-1,0/1 10:49
Oct 28	@ TOR	0-0,2/-1 13:36	0-0,1/-1 14:49	MIN	0-0,0/-2 17:00	MIN	0-0,1/0 12:41
Oct 30	vs. BOS	0-1,1/1 16:52	0-0,1/0 08:46	MIN	1-1,2/-2 19:04	MIN	0-0,0/0 07:45
Nov 1	@ PIT	0-0,0/-1 14:19	0-0,1/-1 15:23	MIN	0-0,1/-1 14:40	MIN	MIN
Nov 2	vs. DET	0-0,0/0 19:38	0-0,1/-1 10:07	MIN	0-0,4/0 19:13	0-0,0/-1 08:12	MIN
Nov 5	vs. MTL	0-0,2/-1 15:29	0-0,5/0 14:22	MIN	1-0,3/0 17:08	0-0,0/0 13:08	MIN
Nov 7	vs. EDM	0-0,0/-2 15:15	0-0,2/0 12:44	MIN	1-0,2/0 15:09	0-0,1/0 11:33	MIN
Nov 8	vs. PIT	0-0,1/-2 14:40	0-0,1/0 10:22	MIN	0-0,1/0 14:00	0-0,0/0 09:43	MIN
Nov 11	@ STL	0-0,1/0 13:34	0-0,2/0 12:05	MIN	0-1,2/-1 15:36	MIN	MIN
Nov 13	@ MIN	1-0,3/1 16:35	0-0,0/-1 07:53	MIN	0-1,1/-1 12:24	MIN	MIN
Nov 15	vs. TOR	0-0,1/0 12:16	0-0,2/0 13:51	MIN	1-1(W),5/0 16:11	MIN	MIN
Nov 18	vs. SJS	0-0,1/3 15:43	0-0,0/0 12:40	MIN	0-0,0/1 15:44	MIN	MIN
Nov 22	@ WSH	1-0(W),4/1 13:00	0-0,2/0 17:21	MIN	0-0,4/0 17:10	MIN	MIN
Nov 26	vs. WPG	0-0,0/0 11:13	0-0,1/0 16:07	MIN	0-0,3/-1 18:42	MIN	MIN
Nov 28	vs. MTL	0-0,2/0 13:41	0-0,2/0 12:26	MIN	0-0,0/0 02:13	MIN	MIN
Nov 29	@ MTL	0-1,3/1 16:57	0-0,1/1 15:08	MIN	DND	MIN	MIN
Dec 2	vs. TBL	0-0,0/0 20:03	0-0,1/-1 15:54	MIN	DND	MIN	MIN
Dec 4	@ TBL	0-0,0/0 19:00	0-0,1/0 12:56	MIN	DND	MIN	MIN
Dec 6	@ FLA	0-1,2/0 15:15	0-1,1/-1 15:05	MIN	1-0,1/0 15:44	MIN	MIN
Dec 9	vs. LAK	0-0,1/0 13:59	0-0,1/0 13:24	MIN	0-1,2/0 16:13	MIN	MIN
Dec 11	vs. CGY	0-0,0/-2 17:23	DND	MIN	0-1,1/1 17:22	MIN	MIN
Dec 13	vs. FLA	0-0,2/-2 13:36	1-0,3/1 12:43	MIN	0-1,3/1 19:04	MIN	MIN
Dec 15	vs. OTT	0-0,0/0 04:04	0-0,2/-2 13:24	MIN	0-0,1/-2 16:03	MIN	MIN
Dec 16	@ WPG	DND	0-1,0/-1 04:55	MIN	0-0,3/-1 18:21	MIN	MIN
Dec 20	vs. COL	DND	0-0,3/-1 14:18	MIN	0-0,3/-2 20:59	1-0,2/0 10:14	MIN
Dec 21	@ BOS	INJ	0-0,4/-1 16:04	MIN	0-0,2/0 21:58	0-1,4/0 10:04	MIN
Dec 23	@ DET	INJ	0-1,0/0 16:18	MIN	0-1,2/0 12:31	0-0,0/0 08:09	MIN
Dec 27	vs. NYI	INJ	0-0,1/0 12:41	MIN	0-2,2/1 20:04	0-0,1/0 09:23	MIN
Dec 29	@ OTT	INJ	0-0,1/0 16:30	MIN	0-0,1/-2 16:16	0-0,1/0 10:27	MIN
Dec 31	vs. TBL	INJ	0-0,2/0 16:52	MIN	0-0,0/-1 16:30	0-0,0/0 06:55	MIN
Jan 2	vs. FLA	INJ	0-0,1/0 15:50	MIN	0-0,4/-1 14:33	0-0,0/0 10:04	MIN
Jan 3	@ NYR	INJ	0-0,1/-2 12:36	MIN	1-0,4/1 18:55	0-0,0/0 11:23	MIN
Jan 6	@ NJD	INJ	0-0,1/0 15:14	MIN	DND	MIN	MIN
Jan 8	@ CAR	INJ	0-0,2/-1 13:10	MIN	DND	MIN	MIN
Jan 9	@ TBL	INJ	0-0,0/0 11:19	MIN	0-0,2/-1 10:27	MIN	MIN
Jan 13	vs. DET	0-0,0/0 15:55	0-0,0/-1 10:55	0-0,1/0 08:00	0-1,0/0 16:43	MIN	MIN
Jan 15	vs. MIN	0-0,0/-1 15:54	0-0,1/-1 11:24	DND	0-0,1/-1 13:26	MIN	MIN
Jan 17	vs. PHI	0-0,2/1 18:32	0-0,1/0 05:57	MIN	0-0,0/0 09:05	MIN	MIN
Jan 18	@ DET	0-0,0/1 16:13	0-1,0/1 07:54	MIN	1-0,2/1 15:43	MIN	MIN
Jan 27	@ CGY	0-0,0/-2 15:01	0-0,1/0 14:51	MIN	0-0,3/0 14:53	MIN	MIN
Jan 29	@ EDM	0-1,2/1 17:52	0-0,2/-2 16:14	MIN	0-0,0/-2 18:09	MIN	MIN
Jan 30	@ VAN	0-0,0/-1 14:08	DND	MIN	0-0,2/-1 16:32	MIN	MIN
Feb 3	@ MTL	0-1,0/2 17:55	0-1,0/1 11:43	MIN	1-0,2/1 13:26	MIN	MIN
Feb 5	Vs STL	0-0,0/-1 17:35	0-0,3/0 12:33	MIN	0-0,1/-1 15:32	MIN	MIN
Feb 7	Vs DAL	0-0,1/-1 17:44	0-0,2/0 07:52	MIN	0-0,1/0 15:36	MIN	MIN
Feb 8	Vs NYI	0-0,0/0 15:27	DND	MIN	1-0,2/2 16:16	MIN	MIN
Feb 10	Vs OTT	0-0,3/0 16:21	DND	MIN	0-0,2/0 16:59	MIN	MIN
Feb 15	Vs PHI	0-0,0/0 16:47	0-0,3/-1 06:04	MIN	TO WPG	0-0,2/-1 06:40	MIN
Feb 17	@ NJD	0-0,0/0 18:02	0-0,2/0 09:36	MIN		0-0,1/0 06:10	MIN
Feb 19	@ PHI	0-1,3/1 18:26	0-0,4/0 10:25	MIN		0-0,0/0 06:44	MIN
Feb 20	Vs NYR	0-1,0/-2 16:26	0-0,3/0 11:35	MIN		0-0,2/0 08:24	MIN
Feb 22	Vs NSH	0-0,1/0 17:51	0-0,0/0 04:48	MIN		0-0,0/0 09:16	MIN
Feb 24	@ CBJ	0-0,0/-1 18:47	1-0,3/1 10:26	MIN		0-0,1/1 12:07	MIN
Feb 26	Vs VAN	2-0(W),2/4 16:55	0-0,2/-2 09:00	0-0,1/0 12:06		0-0,0/0 13:13	MIN
Feb 28	@ FLA	1-0,1/-1 10:36	1-1,2/1 13:31	0-0,0/0 07:27		0-1,1/0 13:42	MIN
Mar 3	@ TBL	DND	0-0,3/0 12:26	0-0,0/-1 10:23		0-0,2/0 16:14	MIN
Mar 6	@ OTT	TO MTL	0-0,2/0 14:19	DND		0-0,1/0 14:21	MIN
Mar 7	@ WSH		0-0,3/-3 16:39	0-0,2/0 06:10		1-0,1/0 16:34	MIN
Mar 11	@ TOR		0-0,1/0 08:54	0-0,0/-1 07:45		1-2,2/3 18:05	MIN
Mar 14	Vs NYR		0-0,0/0 11:34	0-0,0/-1 06:55		0-0,2/0 18:19	MIN
Mar 16	Vs WSH		1-0,7/1 14:48	0-0,0/-1 04:35		1-0,4/1 23:10	MIN
Mar 17	@ BOS		0-0,0/-1 12:38	0-0,0/0 05:02		0-1,0/0 21:43	MIN
Mar 20	Vs NJD		0-0,2/-1 10:14	0-0,2/0 09:35		0-0,5/0 20:34	MIN
Mar 21	@ NSH		0-0,3/0 16:19	0-0,1/-1 10:05		0-0,0/0 21:00	MIN
Mar 23	@ DAL		0-0,1/0 10:32	0-0,1/0 09:51		0-1,2/0 20:45	MIN
Mar 26	Vs ARI		0-0,1/-1 11:09	0-0,2/-1 06:50		0-1,2/0 22:22	MIN
Mar 28	@ COL		0-0,6/1 14:38	0-1,4/0 09:59		0-1,3/-1 19:10	MIN
Mar 30	@ ARI		0-0,3/0 13:07	0-1,3/0 14:20		0-0,1/1 18:55	MIN
Apr 1	Vs TOR		1-0,3/1 14:03	1-0,2/0 09:30		0-1,1/0 19:31	MIN
Apr 3	Vs CHI		0-0,3/-2 09:57	0-0,4/-2 07:40		1-0,4/-2 22:22	MIN
Apr 4	@ NYI		0-0,1/0 13:31	0-0,1/0 10:48		0-0,2/-1 18:56	MIN
Apr 6	Vs CAR		0-0,1/-1 14:00	0-0,2/-2 14:17		1-1,1/2 19:04	MIN
Apr 10	@ CBJ		0-0,1/-1 12:08	0-0,0/0 11:37		0-0,0/-2 19:38	MIN
Apr 11	Vs PIT		0-0,0/0 08:41	0-0,3/-1 11:54		0-0,1/0 19:54	MIN

PLAYER GAME-BY-GAME

DATE	OPPONENT	STRACHAN #24	GRIGORENKO #25	MOULSON #26	GIRGENSONS #28	McCABE #29	ARMIA #33
Oct 9	vs. CBJ	DND	MIN	0-0,3/-1 14:38	1-0,2/1 15:19	INJ	MIN
Oct 11	@ CHI	DND	MIN	0-0,2/0 15:02	1-0,3/0 15:28	INJ	MIN
Oct 13	vs. ANA	DND	MIN	0-1,0/1 16:07	0-0,2/-1 16:15	INJ	MIN
Oct 14	@ CAR	0-1,0/0 15:52	MIN	0-0,0/-1 20:08	0-0,2/1 16:28	INJ	MIN
Oct 17	vs. FLA	DND	MIN	0-0,5/0 18:57	0-0,1/0 17:56	MIN	MIN
Oct 18	vs. BOS	DND	MIN	0-0,3/-3 17:02	0-0,4/0 19:22	MIN	MIN
Oct 22	@ ANA	DND	MIN	0-1,2/0 18:09	0-0,1/-1 16:51	MIN	MIN
Oct 23	@ LAK	DND	MIN	0-0,3/0 19:18	0-0,2/0 17:48	MIN	MIN
Oct 25	@ SJS	DND	MIN	0-0,2/0 19:37	0-1,2/1 21:24	MIN	MIN
Oct 28	@ TOR	DND	MIN	0-0,0/0 12:58	0-0,0/-2 17:18	MIN	MIN
Oct 30	vs. BOS	0-0,0/-1 13:47	MIN	0-0,2/-2 16:28	0-0,0/-1 17:18	MIN	MIN
Nov 1	@ PIT	0-0,0/0 14:42	MIN	0-0,1/-1 14:36	0-0,2/-1 15:05	MIN	MIN
Nov 2	vs. DET	0-2,0/1 15:29	MIN	0-0,1/0 15:53	0-1,3/1 18:26	MIN	MIN
Nov 5	vs. MTL	0-0,0/0 12:14	MIN	0-0,0/0 18:51	0-0,3/0 18:10	MIN	MIN
Nov 7	vs. EDM	DND	MIN	1-0,3/1 14:55	0-1,1/1 17:47	MIN	MIN
Nov 8	vs. PIT	0-0,0/0 20:36	MIN	0-0,2/-2 15:39	1-0,3/-1 17:17	MIN	MIN
Nov 11	@ STL	0-0,1/-1 19:26	MIN	0-1,2/0 18:29	0-0,5/0 19:52	MIN	MIN
Nov 13	@ MIN	0-0,1/-2 21:59	MIN	0-1,2/1 18:13	1-1,2/1 18:58	MIN	MIN
Nov 15	vs. TOR	0-1,1/0 22:54	MIN	1-2,3/2 15:09	2-0,2/4 18:30	MIN	MIN
Nov 18	vs. SJS	0-0,0/1 24:24	MIN	0-0,1/0 16:30	0-0,0/1 17:44	MIN	MIN
Nov 22	@ WSH	0-0,0/0 23:07	MIN	1-0,4/1 14:33	0-1,0/1 21:13	MIN	MIN
Nov 26	vs. WPG	0-0,1/1 19:19	MIN	0-0,2/-1 18:22	0-0,1/0 19:11	MIN	MIN
Nov 28	vs. MTL	0-0,2/0 22:45	MIN	1-1(W),5/1 20:10	0-1,1/1 23:54	MIN	MIN
Nov 29	@ MTL	0-0,2/0 30:39	MIN	0-0,2/-2 15:07	1-0,1/-1 20:26	MIN	MIN
Dec 2	vs. TBL	0-0,1/-1 17:26	MIN	0-0,1/1 18:53	1-0,3/1 23:41	MIN	MIN
Dec 4	@ TBL	0-0,2/-4 16:41	MIN	0-0,1/-2 16:25	0-0,2/-3 18:08	MIN	MIN
Dec 6	@ FLA	DND	MIN	0-0,7/0 21:04	0-0,0/0 19:46	MIN	MIN
Dec 9	vs. LAK	DND	MIN	0-1,1/0 17:44	0-0,1/0 19:41	MIN	MIN
Dec 11	vs. CGY	DND	MIN	2-0(W),4/2 18:47	1-1,1/3 21:16	MIN	MIN
Dec 13	vs. FLA	DND	MIN	0-0,4/-1 17:09	0-1,3/-1 20:33	MIN	MIN
Dec 15	vs. OTT	0-0,1/-2 12:55	MIN	1-0,3/-1 18:29	0-0,3/-1 21:01	MIN	MIN
Dec 16	@ WPG	0-0,1/-1 19:10	0-0,1/-1 16:42	0-0,2/0 18:03	0-0,1/-1 20:10	MIN	MIN
Dec 20	vs. COL	DND	0-0,1/-1 10:48	DND	0-0,3/-1 20:28	MIN	MIN
Dec 21	@ BOS	INJ	0-0,2/1 18:00	DND	0-1,2/0 20:34	MIN	MIN
Dec 23	@ DET	INJ	0-1,1/0 17:18	DND	0-0,2/0 19:31	MIN	0-0,0/0 14:47
Dec 27	vs. NYI	INJ	0-0,1/0 12:36	0-0,2/-2 16:34	1-0,4/-1 18:58	MIN	MIN
Dec 29	@ OTT	INJ	0-0,0/0 17:36	0-1,1/-1 17:32	1-0,5/0 18:25	MIN	MIN
Dec 31	vs. TBL	0-0,0/-1 19:41	0-0,0/0 16:42	0-1,1/-2 17:57	0-0,1/-3 18:27	MIN	MIN
Jan 2	vs. FLA	0-0,1/-1 23:31	0-0,3/0 17:59	0-0,2/0 19:29	0-0,1/0 18:48	MIN	MIN
Jan 3	@ NYR	DND	0-0,0/-2 14:54	0-0,3/-1 15:58	0-0,2/-1 18:33	MIN	MIN
Jan 6	@ NJD	0-0,3/-1 18:50	1-0,1/-1 15:11	0-0,0/-2 18:32	0-0,0/-2 19:07	MIN	MIN
Jan 8	@ CAR	0-1,1/-1 18:45	0-0,0/-1 14:21	0-0,0/0 16:54	0-0,0/0 18:22	MIN	MIN
Jan 9	@ TBL	DND	0-0,2/0 12:22	0-0,1/0 15:17	0-0,1/-1 18:51	MIN	MIN
Jan 13	vs. DET	DND	MIN	0-0,4/0 20:49	0-0,2/0 21:55	MIN	MIN
Jan 15	vs. MIN	DND	MIN	0-0,1/-1 17:56	0-0,1/-1 20:16	MIN	MIN
Jan 17	vs. PHI	0-0,1/0 14:13	MIN	0-2,0/1 19:43	2-0,4/0 19:57	MIN	MIN
Jan 18	@ DET	0-0,1/0 11:52	MIN	0-1,0/1 16:54	0-0,0/-2 21:07	MIN	MIN
Jan 27	@ CGY	0-0,1/-1 21:21	MIN	0-0,2/-1 15:11	0-0,2/-2 20:42	MIN	MIN
Jan 29	@ EDM	0-0,1/0 19:51	MIN	0-0,0/0 16:00	0-1,2/1 20:18	MIN	MIN
Jan 30	@ VAN	DND	MIN	0-0,0/-1 15:04	0-1,2/-2 23:24	MIN	MIN
Feb 3	@ MTL	0-0,1/2 21:17	MIN	1-0,3/2 16:20	0-0,3/-2 22:30	MIN	MIN
Feb 5	Vs STL	0-0,1/0 21:55	MIN	0-0,1/-1 18:16	0-0,3/-2 18:15	MIN	MIN
Feb 7	Vs DAL	0-0,0/-1 21:06	MIN	0-1,2/0 16:16	1-1(W),2/1 20:51	MIN	MIN
Feb 8	Vs NYI	0-0,0/-2 19:39	MIN	0-0,0/0 17:38	0-0,0/-2 18:28	MIN	MIN
Feb 10	Vs OTT	DND	MIN	0-1,1/0 20:42	0-0,3/0 20:07	MIN	MIN
Feb 15	Vs PHI	DND	MIN	0-0,2/0 18:40	0-0,2/-1 17:54	MIN	TO WPG
Feb 17	@ NJD	DND	MIN	0-0,1/0 17:01	0-1,4/1 22:06	MIN	
Feb 19	@ PHI	DND	MIN	0-1,2/1 17:26	0-0,2/0 19:28	MIN	
Feb 20	Vs NYR	0-0,0/-1 13:53	MIN	1-0,4/-2 18:23	0-0,3/0 17:26	MIN	
Feb 22	Vs NSH	DND	MIN	0-1,2/1 14:30	0-1,1/1 18:52	0-0,0/0 10:00	
Feb 24	@ CBJ	DND	MIN	0-0,1/-1 17:39	1-1,1/0 07:55	0-0,2/0 12:15	
Feb 26	Vs VAN	DND	MIN	0-2,0/4 16:41	INJ	MIN	
Feb 28	@ FLA	DND	MIN	0-1,4/-1 13:00	INJ	MIN	
Mar 3	@ TBL	DND	DND	0-0,4/0 20:15	INJ	MIN	
Mar 6	@ OTT	DND	0-0,1/-1 13:42	0-1,3/-1 16:21	INJ	MIN	
Mar 7	@ WSH	0-0,0/-2 17:22	MIN	0-0,1/-1 19:42	INJ	MIN	
Mar 11	@ TOR	0-0,1/0 14:52	MIN	1-2,5/3 18:08	INJ	MIN	
Mar 14	Vs NYR	0-0,1/-1 16:09	MIN	0-0,2/0 18:11	INJ	MIN	
Mar 16	Vs WSH	0-0,0/-1 22:31	MIN	0-1,4/1 20:39	INJ	MIN	
Mar 17	@ BOS	0-0,3/-1 23:01	MIN	0-0,2/0 20:05	INJ	MIN	
Mar 20	Vs NJD	0-0,0/-2 15:18	0-0,0/-2 08:09	1-0,1/0 19:15	INJ	MIN	
Mar 21	@ NSH	0-0,0/0 17:42	0-0,2/0 12:47	0-0,4/0 19:30	INJ	MIN	
Mar 23	@ DAL	0-0,0/-2 20:10	0-1,0/0 16:07	1-1,1/-1 20:09	INJ	MIN	
Mar 26	Vs ARI	DND	0-0,1/0 15:52	0-1,2/1 21:52	INJ	MIN	
Mar 28	@ COL	0-0,0/-2 14:32	0-0,2/0 15:13	0-0,2/-1 19:26	INJ	MIN	
Mar 30	@ ARI	DND	0-1,3/-1 15:32	0-1,3/1 17:58	INJ	MIN	
Apr 1	Vs TOR	0-0,0/0 16:11	0-0,4/-2 16:06	1-0,4/0 20:01	INJ	MIN	
Apr 3	Vs CHI	0-0,0/0 23:31	0-0,2/1 13:56	DND	INJ	MIN	
Apr 4	@ NYI	0-0,2/-1 19:32	0-0,2/-1 17:28	DND	INJ	MIN	
Apr 6	Vs CAR	0-0,3/1 22:53	1-0,2/1 17:13	0-1,1/2 18:04	INJ	MIN	
Apr 10	@ CBJ	0-0,0/-2 20:12	1-0,4/1 17:16	0-0,3/-2 18:46	INJ	MIN	
Apr 11	Vs PIT	0-0,4/-1 20:02	0-0,0/-1 15:24	0-0,1/0 19:49	INJ	MIN	

PLAYER GAME-BY-GAME

DATE	OPPONENT	KALETA #36	ELLIS #37	MESZAROS #41	DESLAURIERS #44	BOGOSIAN #47	D'AMIGO #49
Oct 9	vs. CBJ	INJ	MIN	0-0,0/-1 20:25	0-0,0/-1 06:55		
Oct 11	@ CHI	INJ	MIN	0-1,2/-4 17:20	0-0,2/0 07:37		
Oct 13	vs. ANA	INJ	MIN	0-0,1/-1 21:10	0-0,0/-1 07:57		
Oct 14	@ CAR	INJ	MIN	DND	0-0,0/0 09:35		
Oct 17	vs. FLA	INJ	MIN	0-0,1/-1 17:03	0-0,2/0 07:10		
Oct 18	vs. BOS	INJ	MIN	0-0,0/-1 18:47	0-0,0/0 10:00		
Oct 22	@ ANA	INJ	MIN	0-0,1/-1 18:33	0-0,0/-1 08:45		
Oct 23	@ LAK	INJ	MIN	0-0,3/0 19:24	0-0,1/0 08:52		
Oct 25	@ SJS	INJ	MIN	0-0,0/1 15:04	1-0(W),2/1 10:42		
Oct 28	@ TOR	INJ	MIN	0-0,0/-2 17:15	0-0,1/0 11:22		
Oct 30	vs. BOS	INJ	MIN	DND	0-0,0/0 09:45		
Nov 1	@ PIT	INJ	MIN	DND	0-0,1/0 12:42		
Nov 2	vs. DET	INJ	MIN	0-0,0/1 25:46	0-0,2/0 09:16		
Nov 5	vs. MTL	INJ	MIN	0-0,2/-1 28:11	0-0,1/0 10:46		
Nov 7	vs. EDM	INJ	MIN	0-0,2/0 17:28	0-1,1/0 14:15		
Nov 8	vs. PIT	INJ	MIN	DND	0-0,1/0 11:58		
Nov 11	@ STL	INJ	MIN	DND	0-0,1/0 11:51		
Nov 13	@ MIN	0-0,0/-2 08:06	MIN	DND	0-1,1/-1 14:41		
Nov 15	vs. TOR	DND	MIN	0-1,0/2 19:09	0-1,1/0 12:58		
Nov 18	vs. SJS	DND	MIN	0-1,0/1 15:21	1-0,1/1 11:02		
Nov 22	@ WSH	DND	MIN	0-0,1/1 18:50	0-0,1/0 17:34		
Nov 26	vs. WPG	0-0,0/1 07:30	MIN	0-0,0/0 19:31	0-0,0/0 13:42		
Nov 28	vs. MTL	0-0,1/0 07:04	MIN	0-0,2/1 16:59	0-0,0/0 11:47		
Nov 29	@ MTL	0-0,0/-1 08:34	MIN	DND	0-1,0/0 12:13		
Dec 2	vs. TBL	0-0,0/0 05:56	MIN	DND	0-0,0/0 12:18		
Dec 4	@ TBL	0-0,0/-1 07:31	MIN	DND	0-0,0/-1 11:42		
Dec 6	@ FLA	DND	MIN	DND	0-0,1/0 10:10		
Dec 9	vs. LAK	0-0,2/0 09:26	MIN	DND	0-0,1/0 10:31		
Dec 11	vs. CGY	0-0,2/0 05:30	MIN	DND	0-1,0/1 08:02		
Dec 13	vs. FLA	0-1,0/1 10:31	MIN	0-0,0/0 09:46	0-1,0/1 14:40		
Dec 15	vs. OTT	0-0,1/0 08:48	MIN	0-1,0/-1 14:52	0-0,1/0 13:17		
Dec 16	@ WPG	0-0,0/0 09:43	MIN	0-0,1/-2 09:04	0-0,0/-1 14:57		
Dec 20	vs. COL	0-0,0/0 04:43	MIN	0-0,2/-2 17:37	0-0,0/1 15:04		
Dec 21	@ BOS	DND	MIN	1-0,1/0 15:36	0-1,0/-2 16:20		
Dec 23	@ DET	0-0,1/1 11:00	MIN	0-0,1/2 12:34	1-0,2/0 12:37		
Dec 27	vs. NYI	0-1,1/1 11:07	MIN	0-0,1/1 24:07	1-1,5/1 17:51		
Dec 29	@ OTT	0-0,2/0 08:23	MIN	0-0,0/-1 19:30	0-0,0/-3 13:39		
Dec 31	vs. TBL	0-0,1/-1 10:32	MIN	0-0,1/0 18:07	0-0,0/-1 11:01		
Jan 2	vs. FLA	0-0,2/0 10:12	MIN	DND	0-0,2/-1 11:33		
Jan 3	@ NYR	0-0,0/0 10:57	MIN	0-0,1/1 16:23	0-0,1/0 13:12		
Jan 6	@ NJD	0-0,0/-1 13:40	MIN	DND	0-0,2/0 15:08		
Jan 8	@ CAR	0-0,0/-1 10:56	MIN	DND	0-0,2/-1 13:13		
Jan 9	@ TBL	0-1,0/1 10:30	MIN	0-0,3/1 21:03	0-0,0/0 15:56		
Jan 13	vs. DET	0-0,2/0 07:15	0-0,2/1 07:28	0-0,0/-1 16:08	0-0,2/-1 11:12		
Jan 15	vs. MIN	0-0,2/-1 11:44	0-0,0/-1 10:20	0-0,0/-3 15:13	0-0,1/-1 08:24		
Jan 17	vs. PHI	0-0,0/-1 14:38	0-0,1/-1 13:04	DND	0-0,0/-1 13:02		
Jan 18	@ DET	0-0,0/-1 06:41	0-0,0/-1 06:48	0-1,2/2 19:39	0-0,2/0 12:13		
Jan 27	@ CGY	0-0,0/0 10:00	0-0,1/0 08:39	0-0,0/-2 16:59	0-0,0/0 08:52		
Jan 29	@ EDM	0-0,0/-1 04:42	0-0,0/-1 03:58	0-0,0/-1 17:30	0-0,0/-1 06:57		
Jan 30	@ VAN	0-0,0/0 04:17	0-0,1/0 04:31	0-0,1/0 15:43	0-0,2/0 17:26		
Feb 3	@ MTL	0-0,1/0 06:59	0-0,0/0 06:50	DND	0-0,1/0 09:40		
Feb 5	Vs STL	0-0,0/0 08:39	0-0,1/0 09:05	DND	0-0,4/0 10:39		
Feb 7	Vs DAL	0-0,1/0 05:33	0-0,0/0 06:58	DND	0-0,0/-1 12:16		
Feb 8	Vs NYI	0-0,0/0 07:41	0-0,0/0 08:52	DND	0-0,0/0 08:38		
Feb 10	Vs OTT	0-0,2/0 06:04	0-0,1/-1 07:11	0-0,0/0 16:42	0-0,1/-1 07:58	FROM WPG	
Feb 15	Vs PHI	DND	0-0,0/-1 08:29	0-0,1/-1 15:06	0-0,0/0 14:17	0-0,0/0 24:49	
Feb 17	@ NJD	DND	0-0,2/0 05:39	0-0,1/0 18:56	0-0,0/0 12:56	0-0,2/0 29:14	
Feb 19	@ PHI	DND	0-0,1/0 06:26	0-0,0/0 16:52	1-0,1/0 10:20	0-0,4/1 32:23	
Feb 20	Vs NYR	DND	0-0,0/0 05:38	0-0,1/0 20:08	0-0,1/0 13:44	0-0,1/-1 26:05	
Feb 22	Vs NSH	INJ	0-0,0/0 04:39	0-0,1/1 25:14	0-0,2/0 12:03	0-0,0/1 28:07	
Feb 24	@ CBJ	INJ	0-0,0/1 06:40	0-1,4/1 19:59	0-0,0/1 11:26	0-1,0/-1 28:11	
Feb 26	Vs VAN	INJ	0-0,1/-2 07:25	1-0,1/2 20:21	0-0,1/-2 08:41	0-0,1/3 21:00	
Feb 28	@ FLA	INJ	0-0,0/0 07:41	1-0,2/2 16:48	0-1,0/0 09:27	0-1,1/-1 27:35	FROM CBJ
Mar 3	@ TBL	INJ	0-0,0/-1 10:24	0-0,2/-1 16:07	0-0,1/0 11:39	0-0,7/0 25:12	0-0,0/-1 10:36
Mar 6	@ OTT	INJ	0-0,3/0 08:33	0-0,1/0 16:28	0-0,3/0 14:36	0-1,3/0 25:16	0-0,0/1 08:45
Mar 7	@ WSH	INJ	0-0,1/0 07:52	0-0,0/-1 03:05	0-0,1/-2 17:57	0-1,0/0 20:20	0-0,0/-1 11:00
Mar 11	@ TOR	INJ	0-0,1/-1 10:51	0-0,2/0 19:45	0-0,1/0 12:53	0-0,4/1 30:53	0-0,2/-1 11:49
Mar 14	Vs NYR	INJ	0-0,0/0 08:55	0-0,0/0 15:11	0-0,0/-1 10:18	DND	0-0,1/0 11:47
Mar 16	Vs WSH	INJ	0-0,2/-1 04:02	DND	0-0,0/1 16:21	DND	0-0,0/-1 05:13
Mar 17	@ BOS	INJ	0-0,0/0 05:20	DND	0-0,1/-1 16:03	DND	0-0,2/0 08:02
Mar 20	Vs NJD	INJ	0-0,1/0 08:21	0-0,0/0 20:36	0-0,0/-2 10:00	DND	0-0,1/-1 11:36
Mar 21	@ NSH	INJ	0-0,4/-1 10:29	0-0,1/-1 17:50	0-0,1/-1 12:59	DND	0-0,1/0 08:46
Mar 23	@ DAL	INJ	0-0,0/0 10:08	0-0,0/-1 15:49	0-0,2/0 12:03	DND	DND
Mar 26	Vs ARI	0-0,0/-1 06:41	0-0,0/-1 10:19	0-0,2/-1 16:10	0-0,1/-1 13:12	0-0,6/-2 29:10	DND
Mar 28	@ COL	0-0,1/-1 13:19	0-0,2/0 11:47	2-0,4/1 17:33	0-0,0/-1 12:38	0-0,3/-3 23:04	DND
Mar 30	@ ARI	0-0,1/0 11:31	0-0,0/0 11:50	2-0(W),3/1 20:53	0-1,2/1 11:55	0-0,2/1 24:00	DND
Apr 1	Vs TOR	0-0,0/0 08:16	1-1(W),1/1 08:14	0-1,3/0 16:13	0-0,0/-1 05:54	0-0,5/-2 30:30	DND
Apr 3	Vs CHI	0-0,0/0 09:27	0-0,2/0 10:37	0-0,1/0 17:13	0-0,5/1 13:46	0-0,3/0 28:44	DND
Apr 4	@ NYI	0-0,2/-1 12:18	0-0,0/0 11:58	0-0,1/-1 17:58	0-0,1/0 13:46	0-0,4/-1 28:59	DND
Apr 6	Vs CAR	0-0,0/-1 09:45	0-0,0/-1 11:09	0-0,1/0 21:20	0-0,1/0 09:32	0-2,1/1 25:41	DND
Apr 10	@ CBJ	0-0,0/-1 07:57	0-0,1/-1 07:36	0-0,2/-2 22:21	0-0,0/-1 11:17	0-1,1/-3 25:06	DND
Apr 11	Vs PIT	0-0,0/0 08:20	0-0,0/0 09:52	0-0,4/-1 23:51	0-0,2/-1 11:51	0-0,3/-1 23:41	DND

PLAYER GAME-BY-GAME

DATE	OPPONENT	ZADOROV #51	RISTOLAINEN #55	MYERS #57	SCHALLER #59	BENOIT #61	ENNIS #63
Oct 9	vs. CBJ	DND	0-0,0/0 16:04	0-0,1/0 24:21	MIN	0-0,2/-1 20:59	0-0,1/-1 17:49
Oct 11	@ CHI	DND	0-0,1/-1 16:41	0-0,1/0 26:29	MIN	0-0,1/-2 21:49	1-0,2/0 18:14
Oct 13	vs. ANA	DND	0-0,0/-1 14:38	0-0,2/0 25:23	MIN	0-0,2/-1 23:01	1-0,2/1 16:48
Oct 14	@ CAR	DND	0-0,1/0 19:15	0-0,2/0 29:25	MIN	0-0,1/0 23:01	0-0,1/-2 18:30
Oct 17	vs. FLA	DND	0-0,1/0 14:44	0-0,4/0 26:42	MIN	0-0,0/0 22:14	0-0,0/0 19:08
Oct 18	vs. BOS	DND	0-0,1/-2 15:34	0-0,5/-1 22:38	MIN	0-0,2/-1 19:36	0-0,1/-3 15:48
Oct 22	@ ANA	DND	0-0,1/-1 14:28	0-0,2/-1 21:29	MIN	0-0,1/-1 18:46	1-0,4/0 17:07
Oct 23	@ LAK	0-0,1/0 06:12	0-0,1/0 15:23	0-0,1/0 21:29	MIN	0-0,1/0 20:06	0-0,2/0 21:45
Oct 25	@ SJS	DND	0-0,0/0 19:22	0-0,0/0 23:52	MIN	0-0,1/0 22:10	0-0,1/0 17:25
Oct 28	@ TOR	DND	0-0,1/-1 18:32	0-0,0/0 22:55	MIN	0-0,0/-1 22:51	0-0,1/0 14:16
Oct 30	vs. BOS	DND	0-0,0/-1 17:05	0-1,2/0 29:09	MIN	0-0,0/-1 20:57	1-1,3/-1 18:52
Nov 1	@ PIT	DND	0-0,2/-1 20:08	0-0,3/-1 22:54	MIN	0-0,0/-1 23:07	0-0,2/0 14:52
Nov 2	vs. DET	0-0,0/1 12:42	0-0,1/1 25:30	0-0,2/-2 25:41	MIN	DND	0-1,1/0 22:31
Nov 5	vs. MTL	0-0,0/0 12:13	0-0,0/-1 24:03	0-1,1/0 27:50	MIN	DND	0-1,3/-1 19:05
Nov 7	vs. EDM	0-0,0/0 15:23	0-1,2/-2 20:51	0-0,0/1 23:33	MIN	0-0,1/-2 21:29	0-0,5/-2 17:33
Nov 8	vs. PIT	0-0,1/0 20:11	0-0,3/-1 20:51	0-0,1/-2 19:45	MIN	DND	0-0,1/-2 17:44
Nov 11	@ STL	0-0,1/-1 19:13	0-0,1/-2 24:31	0-0,2/-1 28:01	MIN	DND	1-0,5/0 16:14
Nov 13	@ MIN	0-1,1/3 25:17	1-0,4/2 24:06	0-0,2/-2 24:07	MIN	0-0,1/-1 13:48	0-1,4/1 19:57
Nov 15	vs. TOR	0-0,1/0 16:19	0-0,1/1 18:09	1-0,4/0 25:25	MIN	DND	1-2,1/2 16:18
Nov 18	vs. SJS	0-0,1/1 17:19	0-1,1/2 20:13	0-2,1/2 23:34	MIN	DND	0-0,2/0 16:38
Nov 22	@ WSH	0-0,1/1 19:10	0-0,2/1 20:45	0-0,1/0 21:47	MIN	DND	0-1,1/1 18:13
Nov 26	vs. WPG	0-0,1/0 25:52	0-0,2/0 23:30	DND	MIN	0-0,0/-1 17:49	0-0,6/-1 21:04
Nov 28	vs. MTL	0-0,0/1 18:24	0-1,2/0 19:25	0-0,0/0 27:28	MIN	DND	1-1,1/1 23:55
Nov 29	@ MTL	0-0,0/-1 16:16	0-0,1/-1 22:54	0-0,0/1 31:34	0-0,1/-1 11:52	0-0,0/0 11:38	0-1,5/-1 17:33
Dec 2	vs. TBL	0-0,1/0 22:02	0-0,1/0 20:50	0-1,3/1 26:16	0-0,0/0 06:50	DND	0-0,3/1 19:32
Dec 4	@ TBL	0-0,0/0 17:46	0-0,3/-1 19:15	0-0,1/0 24:45	MIN	DND	0-0,1/-3 16:29
Dec 6	@ FLA	0-0,1/-2 19:36	0-0,2/-2 18:23	0-0,3/-1 27:50	MIN	0-0,0/2 14:25	0-0,3/0 19:52
Dec 9	vs. LAK	0-0,0/0 21:59	0-0,1/0 22:40	0-0,1/0 26:38	MIN	0-0,0/0 10:42	1-0(W),2/0 19:06
Dec 11	vs. CGY	0-0,0/2 16:56	0-0,0/1 17:54	0-0,2/0 27:37	MIN	0-0,0/1 14:15	0-3,2/2 20:45
Dec 13	vs. FLA	1-1(W),3/0 23:21	0-0,1/-2 21:50	0-1,1/3 29:35	MIN	0-1,1/0 19:43	0-1,2/1 17:56
Dec 15	vs. OTT	0-0,2/-1 27:44	1-0,4/0 25:24	0-1,2/0 31:09	MIN	0-1,2/2 16:16	0-1,2/-1 19:35
Dec 16	@ WPG	1-0,1/-3 18:40	0-1,2/-2 20:39	0-0,3/-1 29:04	MIN	0-0,0/0 18:35	0-0,5/0 18:32
Dec 20	vs. COL	0-0,1/-3 19:14	0-0,3/-2 27:01	0-0,1/0 13:10	MIN	0-1,0/0 13:54	0-0,3/0 21:56
Dec 21	@ BOS	0-0,0/0 18:34	1-0,2/-1 26:46	DND	1-0,2/0 11:21	0-0,1/1 16:47	0-1,3/0 22:36
Dec 23	@ DET	0-0,1/-1 20:08	0-0,0/-1 27:53	DND	0-0,1/1 10:29	1-0,1/3 11:33	0-0,2/0 18:01
Dec 27	vs. NYI	0-0,0/0 26:26	0-0,1/0 08:14	DND	MIN	0-0,1/-1 21:14	0-0,1/-2 18:34
Dec 29	@ OTT	0-1,0/0 24:18	DND	INJ	MIN	0-0,1/-3 17:39	0-0,4/0 20:06
Dec 31	vs. TBL	0-1,1/-2 20:42	DND	INJ	MIN	DND	1-0,3/-2 18:20
Jan 2	vs. FLA	0-0,1/0 17:32	0-0,1/0 19:07	INJ	MIN	0-0,2/0 17:06	0-0,3/0 19:32
Jan 3	@ NYR	0-0,3/-2 22:01	0-0,4/-1 23:27	INJ	MIN	0-1,1/1 13:32	0-0,2/-1 17:28
Jan 6	@ NJD	0-0,1/-1 19:32	0-0,1/0 20:26	0-0,0/-2 22:09	0-0,1/0 09:40	DND	0-0,4/-2 17:44
Jan 8	@ CAR	0-0,1/-2 17:08	0-0,1/-3 17:39	0-0,2/1 24:38	0-0,1/-1 09:20	DND	0-0,2/0 19:05
Jan 9	@ TBL	DND	0-0,3/1 16:51	0-0,0/-2 23:09	MIN	0-0,0/0 11:56	0-0,3/-1 19:32
Jan 13	vs. DET	DND	0-0,2/0 19:22	0-0,2/0 27:56	MIN	0-0,1/0 15:56	0-0,3/0 22:24
Jan 15	vs. MIN	0-0,1/0 22:56	0-0,3/-1 21:58	0-0,0/-2 20:10	MIN	DND	0-0,1/0 18:18
Jan 17	vs. PHI	0-0,2/-1 21:31	0-1,3/-1 18:58	0-0,4/1 27:33	MIN	0-0,1/0 14:26	1-0,1/1 18:29
Jan 18	@ DET	0-2,0/0 20:16	DND	0-0,1/-2 29:07	MIN	0-1,1/0 13:45	2-1,3/1 18:11
Jan 27	@ CGY	DND	0-0,0/-1 14:41	0-1,0/-1 24:15	MIN	DND	0-1,0/-1 17:57
Jan 29	@ EDM	DND	1-0,3/0 16:32	1-0,1/-1 21:33	MIN	DND	0-0,3/1 18:20
Jan 30	@ VAN	0-1,1/-2 19:04	0-0,0/-3 16:49	0-0,1/0 27:17	MIN	0-0,0/-1 07:39	0-1,3/-1 20:28
Feb 3	@ MTL	0-1,0/0 13:39	0-0,1/1 14:14	0-1,1/-2 24:42	MIN	DND	0-0,1/-2 18:36
Feb 5	Vs STL	DND	0-0,0/-1 15:11	0-0,0/-2 23:38	MIN	0-0,0/-1 17:32	0-0,1/-2 17:13
Feb 7	Vs DAL	0-1,2/1 16:21	0-0,2/1 16:02	1-0,2/0 24:53	MIN	DND	1-0,1/2 18:54
Feb 8	Vs NYI	0-1,2/1 21:30	0-0,0/1 21:14	0-0,0/1 19:26	MIN	DND	0-0,0/-2 18:49
Feb 10	Vs OTT	0-0,1/-1 15:43	0-0,0/-1 17:29	1-0,4/0 25:45	MIN	DND	0-0,2/0 18:41
Feb 15	Vs PHI	1-0,1/-1 21:40	0-1,3/-1 20:31	TO WPG	MIN	0-0,0/0 17:57	0-0,3/-1 19:22
Feb 17	@ NJD	0-0,2/1 16:12	0-0,1/1 18:16		MIN	0-0,0/0 20:41	1-0,3/1 19:27
Feb 19	@ PHI	0-0,2/0 15:02	0-1,0/0 15:42		MIN	0-0,2/1 22:06	0-0,5/0 22:08
Feb 20	Vs NYR	DND	0-0,1/-1 18:00		MIN	0-0,0/-1 22:33	0-0,2/0 20:31
Feb 22	Vs NSH	DND	0-0,2/0 23:01		MIN	0-0,0/0 27:25	1-0,4/1 19:24
Feb 24	@ CBJ	DND	0-0,4/0 16:12		MIN	0-0,2/-1 25:29	0-0,2/-1 10:49
Feb 26	Vs VAN	DND	0-0,0/-2 22:11		MIN	0-0,1/2 16:00	DND
Feb 28	@ FLA	0-1,1/1 15:09	0-0,1/-1 21:32		MIN	0-0,0/0 19:32	DND
Mar 3	@ TBL	0-0,1/-1 16:09	0-0,1/0 20:58		0-0,0/0 11:26	0-0,0/0 21:36	0-0,1/0 20:29
Mar 6	@ OTT	0-0,1/0 14:53	0-0,1/-1 21:17		0-0,0/0 12:10	0-1,2/0 20:32	1-0,2/0 15:38
Mar 7	@ WSH	DND	0-0,0/-1 25:35		0-0,1/-2 14:21	0-0,1/-1 25:41	0-0,2/-1 19:28
Mar 11	@ TOR	0-0,0/0 13:59	0-0,4/0 24:51		0-0,3/0 14:27	DND	1-2,3/3 20:00
Mar 14	Vs NYR	0-0,1/0 18:59	0-0,2/-1 28:36		0-0,1/-1 12:31	0-0,1/-1 16:34	0-0,2/-1 19:53
Mar 16	Vs WSH	0-0,1/2 13:53	0-1,2/0 28:11		0-1,1/1 14:43	0-0,2/-1 20:58	1-0,4/1 23:22
Mar 17	@ BOS	0-0,0/0 13:28	1-0,3/0 28:23		0-0,1/-1 15:21	0-0,2/-1 20:52	0-0,0/0 23:46
Mar 20	Vs NJD	0-0,1/0 19:41	0-0,5/-1 24:06		MIN	0-0,0/-2 14:19	0-1,3/0 19:55
Mar 21	@ NSH	0-0,0/-1 15:37	0-0,3/-1 24:23		MIN	0-0,0/0 19:25	0-0,4/0 24:08
Mar 23	@ DAL	0-0,2/1 13:20	0-0,2/0 26:44		0-0,2/-1 08:40	0-0,1/0 17:28	0-1,5/0 18:27
Mar 26	Vs ARI	0-0,0/-1 09:46	1-0,3/1 23:59		MIN	0-0,0/-1 20:06	1-1,4/1 16:03
Mar 28	@ COL	DND	1-1,2/3 24:02		0-0,0/0 10:31	0-0,2/-3 20:01	DND
Mar 30	@ ARI	0-0,1/0 13:30	1-0,2/2 22:29		0-0,2/0 10:13	0-1,0/-1 17:26	DND
Apr 1	Vs TOR	0-1,0/2 12:30	DND		MIN	0-1,2/2 19:20	0-0,0/0 20:13
Apr 3	Vs CHI	0-0,0/-2 13:27	0-3,1/0 21:23		0-0,2/0 09:03	0-0,1/-2 12:01	0-1,1/-2 24:13
Apr 4	@ NYI	0-0,0/0 11:36	0-0,2/-1 21:46		0-0,0/0 11:17	0-0,0/0 13:56	0-0,1/-1 19:47
Apr 6	Vs CAR	0-0,2/0 15:25	0-0,0/0 23:54		DND	0-0,0/0 08:36	1-1(W),5/2 20:58
Apr 10	@ CBJ	0-0,0/1 14:24	0-0,3/-1 23:21		MIN	DND	0-1,3/-2 22:08
Apr 11	Vs PIT	0-0,2/0 14:37	0-0,0/-1 25:00		MIN	DND	0-0,2/0 22:30

PLAYER GAME-BY-GAME

DATE	OPPONENT	FLYNN #65	STEWART #80	FOLIGNO #82	VARONE #84	ENROTH #1	MARAKOV #1
Oct 9	vs. CBJ	DND	0-0,5/1 14:56	0-1,2/1 17:19	MIN	3/40 L 60:00	MIN
Oct 11	@ CHI	DND	0-0,3/-3 16:43	0-0,0/-1 16:24	MIN	6/47 L 59:59	MIN
Oct 13	vs. ANA	0-0,1/-1 12:03	0-0,1/-1 14:33	DND	MIN	DNP	MIN
Oct 14	@ CAR	DND	0-1,1/1 18:11	2-0,3/1 18:03	MIN	3/25 W 65:00	MIN
Oct 17	vs. FLA	DND	0-0,1/-1 14:53	0-0,3/-1 13:07	MIN	1/35 L 59:41	MIN
Oct 18	vs. BOS	0-0,2/0 11:21	0-0,4/0 16:09	0-0,0/-1 12:41	MIN	4/36 L 60:00	MIN
Oct 22	@ ANA	DND	0-0,4/-1 17:09	0-0,1/-1 16:00	MIN	DNP	MIN
Oct 23	@ LAK	DND	0-0,7/0 21:10	0-0,2/0 19:13	MIN	2/39 L 59:36	MIN
Oct 25	@ SJS	DND	0-0,0/0 18:45	0-0,0/-1 08:29	MIN	DNP	MIN
Oct 28	@ TOR	DND	0-0,0/0 11:57	0-0,1/-2 16:27	MIN	DNP	MIN
Oct 30	vs. BOS	DND	0-0,2/0 14:12	0-0,2/0 16:20	MIN	3/37 O 61:11	MIN
Nov 1	@ PIT	0-0,0/0 11:02	0-0,2/0 17:40	0-0,1/0 13:44	MIN	5/34 L 60:00	MIN
Nov 2	vs. DET	1-0,3/0 13:25	1-0,2/0 14:41	DND	MIN	DNP	MIN
Nov 5	vs. MTL	0-0,0/0 11:05	0-0,4/-1 17:02	DND	MIN	DNP	MIN
Nov 7	vs. EDM	0-0,1/0 14:06	0-0,4/-2 15:22	DND	MIN	DNP	MIN
Nov 8	vs. PIT	0-0,0/-1 13:20	0-0,0/-1 19:42	DND	MIN	6/39 L 60:00	MIN
Nov 11	@ STL	0-0,4/0 14:44	0-0,0/-3 10:36	0-0,0/-2 10:25	MIN	DNP	MIN
Nov 13	@ MIN	0-0,0/0 17:51	0-0,2/-1 08:31	DND	MIN	5/38 L 59:39	MIN
Nov 15	vs. TOR	0-1,2/0 13:50	0-0,4/0 12:30	0-0,2/0 12:26	MIN	DNP	MIN
Nov 18	vs. SJS	1-1,1/2 15:00	0-0,1/0 11:32	0-0,0/0 11:19	MIN	1/20 W 40:00	MIN
Nov 22	@ WSH	0-0,1/1 14:01	0-0,1/0 14:30	0-0,2/0 13:50	MIN	1/44 W 60:00	MIN
Nov 26	vs. WPG	0-0,1/0 11:30	1-0,1/1 12:05	0-1,0/1 12:15	MIN	2/26 L 58:17	MIN
Nov 28	vs. MTL	0-0,2/0 16:07	0-0,1/0 14:39	0-0,0/0 13:17	MIN	1/31 W 60:00	MIN
Nov 29	@ MTL	1-0,3/1 17:44	1-0,4/1 17:10	0-1,0/1 16:17	MIN	3/44 W 65:00	MIN
Dec 2	vs. TBL	0-0,2/0 14:23	0-0,1/-1 17:13	0-0,0/-1 12:53	MIN	1/27 W 65:00	MIN
Dec 4	@ TBL	0-0,0/0 19:06	0-0,0/0 09:20	0-0,0/-1 09:35	MIN	5/35 L 60:00	MIN
Dec 6	@ FLA	0-0,1/0 14:53	0-0,2/0 07:48	0-0,2/-1 12:43	MIN	DNP	MIN
Dec 9	vs. LAK	0-0,0/0 15:33	DND	0-0,0/0 14:43	MIN	0/34 W 60:00	MIN
Dec 11	vs. CGY	0-0,2/-1 16:02	0-0,1/0 14:12	1-0,1/1 14:31	MIN	3/45 W 60:00	MIN
Dec 13	vs. FLA	0-0,3/0 14:27	0-0,2/0 12:11	1-0,1/1 14:28	MIN	3/28 W 60:29	MIN
Dec 15	vs. OTT	1-1,4/2 19:00	0-1,0/-2 10:08	1-1,3/2 16:59	MIN	4/33 W 64:29	MIN
Dec 16	@ WPG	0-0,2/-1 13:29	0-0,2/-2 11:21	0-0,3/-1 14:35	MIN	DNP	MIN
Dec 20	vs. COL	0-0,1/-1 18:35	0-1,3/-1 16:51	0-0,1/-1 15:22	MIN	4/22 L 56:16	MIN
Dec 21	@ BOS	0-1,1/-1 19:08	0-1,2/1 19:08	0-0,0/0 04:46	MIN	4/37 O 62:14	MIN
Dec 23	@ DET	0-2,0/0 15:22	1-0,2/0 15:17	INJ	MIN	DNP	MIN
Dec 27	vs. NYI	0-0,1/0 18:22	1-0,2/1 14:51	INJ	MIN	3/36 W 65:00	MIN
Dec 29	@ OTT	0-0,0/-3 13:01	0-1,0/0 19:14	INJ	MIN	4/35 L 57:03	MIN
Dec 31	vs. TBL	0-0,1/-1 14:42	0-0,0/0 16:38	INJ	MIN	5/25 L 60:00	MIN
Jan 2	vs. FLA	0-0,1/-1 13:36	0-0,3/0 17:43	INJ	MIN	DNP	MIN
Jan 3	@ NYR	0-0,2/1 16:08	0-0,0/-2 15:06	INJ	MIN	2/30 47:26	MIN
Jan 6	@ NJD	0-0,1/-1 12:56	0-1,1/-2 12:47	INJ	0-0,5/-2 13:38	3/27 L 59:53	MIN
Jan 8	@ CAR	0-0,2/0 16:01	0-1,0/0 14:58	INJ	2-0,2/1 15:19	5/31 L 60:00	MIN
Jan 9	@ TBL	0-0,2/-1 17:43	0-0,1/-1 15:20	INJ	0-0,1/0 13:14	DNP	MIN
Jan 13	vs. DET	0-1,2/0 17:55	DND	INJ	0-0,1/-2 12:24	DNP	MIN
Jan 15	vs. MIN	0-0,2/-2 15:55	0-0,3/-2 16:08	INJ	0-0,0/-2 09:25	7/37 L 60:00	MIN
Jan 17	vs. PHI	0-1,3/0 19:28	0-2,2/0 18:25	INJ	0-0,0/0 06:19	DNP	MIN
Jan 18	@ DET	0-0,1/-2 18:43	1-0,1/-2 20:17	INJ	0-0,0/1 13:20	6/26 L 60:00	MIN
Jan 27	@ CGY	0-0,1/-1 15:46	1-0,4/0 14:51	INJ	MIN	4/31 L 59:45	MIN
Jan 29	@ EDM	0-0,0/1 18:55	0-0,0/-1 16:07	INJ	MIN	3/34 L 59:23	MIN
Jan 30	@ VAN	0-1,2/0 19:25	2-0,5/-2 21:18	INJ	MIN	DNP	MIN
Feb 3	@ MTL	0-0,1/1 15:19	0-0,0/-2 17:35	INJ	MIN	2/34 W 60:00	MIN
Feb 5	Vs STL	0-0,2/0 14:04	0-0,2/-2 16:39	INJ	MIN	2/29 L 59:57	MIN
Feb 7	Vs DAL	0-0,1/1 16:14	0-3,1/2 20:34	INJ	MIN	2/40 W 60:00	MIN
Feb 8	Vs NYI	0-1,0/2 16:47	0-0,0/-2 18:10	1-1,2/2 15:21	MIN	DNP	MIN
Feb 10	Vs OTT	0-0,3/0 14:29	0-1,4/0 18:22	0-0,1/0 15:37	MIN	2/26 L 58:44	MIN
Feb 15	Vs PHI	0-0,0/0 15:21	0-0,1/-1 19:00	0-1,1/0 17:04	MIN	TO DAL	MIN
Feb 17	@ NJD	0-0,0/0 18:11	0-0,4/1 19:07	0-0,0/0 16:28	MIN		MIN
Feb 19	@ PHI	0-1,2/0 16:22	0-0,1/0 18:19	0-0,0/0 17:03	MIN		MIN
Feb 20	Vs NYR	0-0,1/0 16:37	0-0,4/0 19:32	0-0,1/0 15:19	MIN		MIN
Feb 22	Vs NSH	0-0,0/0 18:56	0-0,1/0 19:11	0-0,1/0 14:32	MIN		MIN
Feb 24	@ CBJ	0-1,3/2 18:33	1-0,4/-1 16:47	0-1,1/1 19:05	MIN		MIN
Feb 26	Vs VAN	1-0,2/1 20:57	1-1,3/1 20:44	0-0,3/1 20:46	0-0,1/0 14:03		MIN
Feb 28	@ FLA	0-0,0/0 20:18	0-0,0/0 20:22	0-0,0/0 20:21	0-0,1/1 12:15		MIN
Mar 3	@ TBL	TO MTL	TO MIN	0-0,2/0 16:34	0-0,2/0 19:01		MIN
Mar 6	@ OTT			0-0,0/-1 18:34	1-1,1/0 14:25		DNP
Mar 7	@ WSH			0-1,0/1 17:20	0-0,0/-1 14:26		MIN
Mar 11	@ TOR			0-0,0/-1 19:50	0-0,2/-1 14:41		MIN
Mar 14	Vs NYR			0-0,1/-1 20:24	0-0,1/-1 14:04		MIN
Mar 16	Vs WSH			0-0,1/0 20:34	0-0,0/0 19:52		MIN
Mar 17	@ BOS			0-0,0/0 19:28	0-0,0/0 19:41		MIN
Mar 20	Vs NJD			0-0,2/-1 19:16	0-0,1/-1 19:52		MIN
Mar 21	@ NSH			0-0,0/-1 17:40	0-0,0/-1 14:53		MIN
Mar 23	@ DAL			0-1,1/0 20:29	0-0,1/0 09:12		MIN
Mar 26	Vs ARI			0-0,2/-1 21:13	0-0,0/-1 05:44		MIN
Mar 28	@ COL			0-1,2/0 17:14	0-0,1/-1 14:14		MIN
Mar 30	@ ARI			0-1,1/0 17:34	0-0,1/1 11:25		DNP
Apr 1	Vs TOR			0-0,1/0 21:50	0-1,2/1 11:41		DNP
Apr 3	Vs CHI			2-0,5/2 18:50	0-0,2/-2 11:55		DNP
Apr 4	@ NYI			0-0,2/0 21:16	0-0,0/-1 12:38		3/36 L 60:00
Apr 6	Vs CAR			0-0,2/1 17:53	0-0,1/-1 12:57		DNP
Apr 10	@ CBJ			0-1,0/0 18:56	0-0,2/-1 13:20		MIN
Apr 11	Vs PIT			0-0,4/-1 20:08	0-0,0/-1 12:30		MIN

PLAYER GAME-BY-GAME

DATE	OPPONENT	HACKETT #31	JOHNSON #33	NEUVIRTH #34	LINDBACK #35	LIEUWEN #50
Oct 9	vs. CBJ	INJ		DNP		MIN
Oct 11	@ CHI	INJ		DNP		MIN
Oct 13	vs. ANA	INJ		5/44 L 59:46		MIN
Oct 14	@ CAR	INJ		DNP		MIN
Oct 17	vs. FLA	INJ		DNP		MIN
Oct 18	vs. BOS	INJ		DNP		MIN
Oct 22	@ ANA	INJ		3/33 L 59:44		MIN
Oct 23	@ LAK	INJ		DNP		MIN
Oct 25	@ SJS	INJ		1/30 W 59:50		MIN
Oct 28	@ TOR	INJ		4/37 L 60:00		MIN
Oct 30	vs. BOS	INJ		DNP		MIN
Nov 1	@ PIT	INJ		DNP		MIN
Nov 2	vs. DET	INJ		2/38 W 64:57		MIN
Nov 5	vs. MTL	INJ		1/32 O 65:00		MIN
Nov 7	vs. EDM	INJ		3/52 L 58:47		MIN
Nov 8	vs. PIT	INJ		DNP		MIN
Nov 11	@ STL	INJ		6/29 L 60:00		MIN
Nov 13	@ MIN	INJ		DNP		MIN
Nov 15	vs. TOR	INJ		2/34 W 60:00		MIN
Nov 18	vs. SJS	INJ		0/10 19:36		MIN
Nov 22	@ WSH	INJ		DND		DNP
Nov 26	vs. WPG	INJ		DNP		MIN
Nov 28	vs. MTL	INJ		DNP		MIN
Nov 29	@ MTL	INJ		DNP		MIN
Dec 2	vs. TBL	INJ		DNP		MIN
Dec 4	@ TBL	INJ		DNP		MIN
Dec 6	@ FLA	INJ		3/37 L 59:04		MIN
Dec 9	vs. LAK	INJ		DNP		MIN
Dec 11	vs. CGY	INJ		DNP		MIN
Dec 13	vs. FLA	INJ		DNP		MIN
Dec 15	vs. OTT	INJ		DNP		MIN
Dec 16	@ WPG	INJ		5/36 L 60:00		MIN
Dec 20	vs. COL	INJ		DNP		MIN
Dec 21	@ BOS	INJ		DNP		MIN
Dec 23	@ DET	INJ		6/39 L 60:00		MIN
Dec 27	vs. NYI	INJ		DNP		MIN
Dec 29	@ OTT	INJ		DNP		MIN
Dec 31	vs. TBL	MIN		DNP		MIN
Jan 2	vs. FLA	MIN		2/33 L 57:02		MIN
Jan 3	@ NYR	MIN		4/9 L 12:34		MIN
Jan 6	@ NJD	MIN		DNP		MIN
Jan 8	@ CAR	MIN		DNP		MIN
Jan 9	@ TBL	MIN		2/47 L 59:25		MIN
Jan 13	vs. DET	MIN		3/30 L 58:14		MIN
Jan 15	vs. MIN	MIN		DNP		MIN
Jan 17	vs. PHI	MIN		4/32 L 58:15		MIN
Jan 18	@ DET	MIN		DNP		MIN
Jan 27	@ CGY	DNP		DND		MIN
Jan 29	@ EDM	DNP		DND		MIN
Jan 30	@ VAN	4/37 L 58:35		DND		MIN
Feb 3	@ MTL	DNP		DND		MIN
Feb 5	Vs STL	MIN		DNP		MIN
Feb 7	Vs DAL	MIN		DNP		MIN
Feb 8	Vs NYI	MIN		3/31 L 59:11		MIN
Feb 10	Vs OTT	MIN		DNP	FROM DAL	MIN
Feb 15	Vs PHI	MIN		2/30 L 59:17	DNP	MIN
Feb 17	@ NJD	MIN		1/35 O 65:00	DNP	MIN
Feb 19	@ PHI	MIN		2/38 W 64:58	DNP	MIN
Feb 20	Vs NYR	MIN		3/43 L 59:04	DNP	MIN
Feb 22	Vs NSH	MIN		1/38 O 64:59	DNP	MIN
Feb 24	@ CBJ	MIN		2/47 W 59:59	DNP	MIN
Feb 26	Vs VAN	MIN		3/31 W 60:00	DNP	MIN
Feb 28	@ FLA	MIN	FROM NYI	4/46 L 59:06	DNP	MIN
Mar 3	@ TBL	MIN	DNP	TO NYI	3/35 L 59:15	MIN
Mar 6	@ OTT	MIN	DND		3/37 L 58:47	MIN
Mar 7	@ WSH	4/23 L 33:53	DND		2/22 26:07	MIN
Mar 11	@ TOR	DNP	DND		3/34 O 64:56	MIN
Mar 14	Vs NYR	DNP	DND		1/32 L 59:31	MIN
Mar 16	Vs WSH	DNP	DND		3/38 O 64:45	MIN
Mar 17	@ BOS	DNP	DND		1/45 W 64:14	MIN
Mar 20	Vs NJD	DNP	DND		3/27 L 60:00	MIN
Mar 21	@ NSH	3/43 L 59:53	DND		DNP	MIN
Mar 23	@ DAL	DNP	DND		4/39 L 58:40	MIN
Mar 26	Vs ARI	4/42 O 60:07	DND		DNP	MIN
Mar 28	@ COL	3/10 L 37:47	DND		2/12 19:49	MIN
Mar 30	@ ARI	DND	DND		1/29 W 60:00	MIN
Apr 1	Vs TOR	DND	DND		3/27 W 59:50	MIN
Apr 3	Vs CHI	DND	DND		4/36 L 59:12	MIN
Apr 4	@ NYI	DND	DND		DNP	MIN
Apr 6	Vs CAR	DND	DND		3/52 W 60:00	MIN
Apr 10	@ CBJ	DNP	DND		3/39 L 58:44	MIN
Apr 11	Vs PIT	DNP	DND		2/38 L 57:09	MIN

MILESTONES

ZACH BOGOSIAN
400TH NHL GAME ..... FEB. 26 VS. VANCOUVER

ZAC DALPE
100TH NHL GAME..... MARCH 3 AT TAMPA BAY

TYLER ENNIS
100TH NHL ASSIST .....NOV. 5 VS. DETROIT
300TH NHL GAME..... DEC. 20 VS. COLORADO
200TH NHL POINT ..... MARCH 6 AT OTTAWA

JHONAS ENROTH
100TH NHL GAME..... DEC. 11 VS. CALGARY

BRIAN GIONTA
800TH NHL GAME..... NOV. 29 AT MONTREAL
500TH NHL POINT..... FEB. 19 AT PHILADELPHIA

ZEMGUS GIRGENSONS
100TH NHL GAME..... DEC. 13 VS. FLORIDA

JOSH GORGES
100TH NHL POINT..... DEC. 2 VS. TAMPA BAY
600TH NHL GAME ..... DEC. 29 AT EDMONTON

JOHAN LARSSON
1ST NHL GOAL..... DEC. 20 VS. COLORADO

ANDERS LINDBACK
100TH NHL GAME ..... MARCH 14 VS. NY RANGERS

CODY McCORMICK
400TH NHL GAME .....DEC. 31 VS. TAMPA BAY

ANDREJ MESZAROS
600TH NHL GAME ..... NOV. 22 AT WASHINGTON

TORREY MITCHELL
400TH NHL GAME .....OCT. 23 AT LOS ANGELES
100TH NHL POINT .....FEB. 19 AT PHILADELPHIA

MATT MOULSON
400TH NHL GAME .....OCT. 13 VS. ANAHEIM
300TH NHL POINT .....FEB. 20 VS. NY RANGERS

TYLER MYERS
100TH NHL ASSIST .....NOV. 18 VS. SAN JOSE

SAM REINHART
1ST NHL POINT (ASSIST) .....OCT. 25 AT SAN JOSE

RASMUS RISTOLAINEN
100TH NHL GAME.....MARCH 16 VS. WASHINGTON

TIM SCHALLER
1ST NHL GAME ... . NOV. 29 AT MONTREAL
1ST NHL POINT (GOAL) .....DEC. 21 AT BOSTON

DREW STAFFORD
300TH NHL POINT ..... OCT. 11 AT CHICAGO

CHRIS STEWART
400TH NHL GAME .....NOV. 13 AT MINNESOTA

MIKE WEBER
300TH NHL GAME .....MARCH 20 VS. NEW JERSEY

REGULAR-SEASON HIGHS & LOWS

TEAM SCORING

Most Goals Scored - Game	6	(2x) Last: 2/26 vs. VAN
Most Goals Scored - Period	4	2/26 vs. VAN
Most Goals Allowed - Game	7	1/15 vs. MIN
Most Goals Allowed - Period	4	(5x) Last: 1/8 at CAR (2nd)
Largest Margin of Victory	4	11/15 vs. TOR
Largest Margin of Defeat	7	1/15 vs. MIN
Most Power Play Goals - Game	2	(2x) Last: 3/26 vs. ARI
Most Power Play Opportunities - Game	7	10/18 vs. BOS
Most Power Play Goals Against - Game	4	12/23 at DET
Most Power Play Opportunities Against - Game	8	(2x) Last: 2/22 vs. NSH

SHOOTING

Most Shots Taken - Game	38	3/28 at COL
Most Shots Taken - Period	21	2/10 vs. OTT (2nd)
Fewest Shots Taken - Game	10	(2x) Last: 2/8 vs. NYI
Fewest Shots Taken - Period	1	(2x) Last: 1/18 at DET (2nd)
Most Shots Allowed - Game	52	(2x) Last: 4/6 vs. CAR
Most Shots Allowed - Period	27	1/9 at TBL (2nd)
Fewest Shots Allowed - Game	22	3/28 at COL
Fewest Shots Allowed - Period	2	12/2 vs. TBL (1st)

PENALTY MINUTES

Most Penalty Minutes - Game	58	12/4 at TBL
Fewest Penalty Minutes - Game	0	(2x) Last: 4/6 vs. CAR
Most Opponent Penalty Minutes - Game	52	12/4 at TBL
Fewest Opponent Penalty Minutes - Game	0	4/6 vs. CAR

TEAM STREAKS

Longest Winning Streak	4	12/9 vs. LAK to 12/15 vs. OTT
Longest Home Winning Streak	6	11/28 vs. MTL to 12/15 vs. OTT
Longest Road Winning Streak	2	(2x) Last: 2/19 at PHI to 2/24 at CBJ
Longest (Regulation) Losing Streak	14	12/29 vs. OTT to 1/30 at VAN
Longest Home (Regulation) Losing Streak	6	12/31 vs. OTT to 2/5 vs. STL
Longest Road (Regulation) Losing Streak	10	12/23 at DET to 1/30 at VAN
Longest Unbeaten (Points) Streak	4	12/9 vs. LAK to 12/15 vs. OTT
Longest Home Unbeaten (Points) Streak	6	11/28 vs. MTL to 12/15 vs. OTT
Longest Road Unbeaten (Points) Streak	4	2/3 at MTL to 2/24 at CBJ
Longest Winless Streak	14	12/29 vs. OTT to 1/30 at VAN
Longest Home Winless Streak	6	12/31 vs. OTT to 2/5 vs. STL
Longest Road Winless Streak	14	12/4 at TBL to 1/30 at VAN

REGULAR-SEASON HIGHS & LOWS

INDIVIDUAL HIGHS FOR A GAME

Most Goals	2	(13x) Last: Marcus Foligno, 4/3 vs. CHI
Most Assists	3	(3x) Last: Rasmus Ristolainen, 4/3 vs. CHI
Most Points	3	(11x) Last: Rasmus Ristolainen, 4/3 vs. CHI (0+3)
Most Penalty Minutes	17	(2x) Last: Tyson Strachan, 12/15 vs. OTT
Most Shots	7	(5x) Last: Brian Gionta, 3/26 vs. ARI
Most Goals by Opponent	3	(5x) Last: Henrik Zetterberg, 1/18 at DET
Most Assists by Opponent	5	Sidney Crosby, 11/8 vs. PIT
Most Points by Opponent	5	Sidney Crosby, 11/8 vs. PIT (0+5)
Most Penalty Minutes by Opponent	27	Brandon Prust, 11/29 at MTL
Most Shots by Opponent	10	(2x) Last: Derick Brassard, 2/20 vs. NYR

INDIVIDUAL STREAKS

Consecutive Games with Goals	3	(2x) Last: Rasmus Ristolainen, 3/26 vs. ARI to 3/30 at ARI
Consecutive Games with Assists	3	(8x) Last: Brian Gionta, 3/30 at ARI to 4/3 vs. CHI
Consecutive Games with Points	5	Chris Stewart, 12/20 vs. COL to 12/29 at OTT (2+3)

OCTOBER

Oct. 10	Assigned **Johan Larsson** to Rochester
Oct. 16	Assigned **Jake McCabe** and **Mark Pysyk** to Rochester
Oct. 31	Assigned **Sam Reinhart** to Kootenay (WHL)

NOVEMBER

Nov. 2	Recalled **Johan Larsson** from Rochester; Signed **Justin Bailey** to a three-year, entry-level contact
Nov. 9	Assigned **Johan Larsson** to Rochester
Nov. 10	Activated **Patrick Kaleta** from IR
Nov. 19	Placed **Josh Gorges** on IR; Recalled **Nathan Lieuwen** from Rochester
Nov. 23	Assigned **Nathan Lieuwen** to Rochester
Nov. 28	Signed **Jean Dupuy** to a three-year, entry-level contract
Nov. 29	Recalled **Tim Schaller** from Rochester
Nov. 30	Assigned **Tim Schaller** to Rochester

DECEMBER

Dec. 2	Recalled **Tim Schaller** from Rochester; Activated **Josh Gorges** from IR; Placed **Cody McCormick** on IR
Dec. 3	Assigned **Tim Schaller** to Rochester
Dec. 4	Activated **Cody McCormick** from IR
Dec. 15	Recalled **Mikhail Grigorenko** from Rochester; Placed **Mike Weber** on IR
Dec. 17	Assigned **Mikhail Grigorenko** to Rochester
Dec. 20	Recalled **Mikhail Grigorenko** and **Johan Larsson** from Rochester; Placed **Cody McCormick** on IR
Dec. 21	Recalled **Tim Schaller** and **Mark Pysyk** from Rochester; Placed **Torrey Mitchell** and **Tyson Strachan** on IR
Dec. 23	Recalled **Joel Armia** from Rochester; Placed **Marcus Foligno** on IR
Dec. 24	Assigned **Joel Armia**, **Mikhail Grigorenko**, **Tim Schaller** and **Mark Pysyk** to Rochester
Dec. 27	Recalled **Mikhail Grigorenko** from Rochester; Activated **Cody McCormick** and **Mike Weber** from IR
Dec. 28	Recalled **Mark Pysyk** from Rochester
Dec. 29	Activated **Tyson Strachan** from IR; Placed **Tyler Myers** on IR; Placed **Matt Hackett** on waivers
Dec. 30	Assigned **Matt Hackett** to Rochester

JANUARY

Jan. 1	Assigned **Mark Pysyk** to Rochester
Jan. 4	Recalled **Tim Schaller** and **Phil Varone** from Rochester; Assigned **Johan Larsson** to Rochester
Jan. 6	Activated **Tyler Myers** from IR
Jan. 9	Activated **Drew Stafford**; Assigned **Tim Schaller** to Rochester
Jan. 10	Assigned **Mikhail Grigorenko** and **Phil Varone** to Rochester
Jan. 12	Recalled **Zac Dalpe** and **Phil Varone** from Rochester
Jan. 13	Recalled **Matt Ellis** from Rochester
Jan. 15	Assigned **Zac Dalpe** to Rochester
Jan. 26	Recalled **Matt Ellis** and **Matt Hackett** from Rochester

FEBRUARY

Feb. 4	Assigned **Matt Hackett** to Rochester
Feb. 8	Activated **Marcus Foligno** from IR
Feb. 11	Acquired **Evander Kane**, **Zach Bogosian** and **Jason Kasdorf** from **Winnipeg** in exchange for **Drew Stafford**, **Tyler Myers**, **Joel Armia**, **Brendan Lemieux** and the Sabres' latest first-round pick in the 2015 NHL Draft; Acquired **Anders Lindback** and a conditional third-round pick in the 2016 NHL Draft from Dallas in exchange for Jhonas Enroth
Feb. 15	Recalled **Johan Larsson** from Rochester
Feb. 22	Recalled **Jake McCabe** and **Mark Pysyk**; Placed **Patrick Kaleta** and **Josh Gorges** on IR
Feb. 25	Assigned **Jake McCabe** to Rochester
Feb. 26	Recalled **Zac Dalpe** and **Phil Varone**; Placed **Zemgus Girgensons** on IR
Feb. 27	Assigned **Mark Pysyk** to Rochester

MARCH

March 2	Acquired a fifth-round pick in the 2016 NHL Draft from Montreal in exchange for **Brian Flynn**; Acquired **Chad Johnson** and a third-round pick in the 2016 NHL Draft from NY Islanders in exchange for **Michal Neuvirth**; Acquired **Jack Nevins** and a seventh-round pick in the 2016 NHL Draft from Montreal in exchange for **Torrey Mitchell**; Acquired a second-round pick in the 2017 NHL Draft from Minnesota in exchange for **Chris Stewart**
March 3	Recalled **Jerry D'Amigo**, **Mikhail Grigorenko** and **Tim Schaller** from Rochester
March 4	Assigned **Mikhail Grigorenko** to Rochester
March 5	Recalled **Mikhail Grigorenko** from Rochester
March 6	Recalled **Andrey Makarov** from Rochester
March 7	Recalled **Matt Hackett** from Rochester; Assigned **Mikhail Grigorenko** and **Andrey Makarov** to Rochester
March 16	Recalled **Chad Ruhwedel** from Rochester
March 20	Assigned **Chad Ruhwedel** and **Tim Schaller** to Rochester; Recalled **Mikhail Grigorenko** from Rochester
March 23	Recalled **Tim Schaller** from Rochester
March 25	Assigned **Tim Schaller** to Rochester
March 26	Activated **Patrick Kaleta** from IR
March 27	Recalled **Tim Schaller** from Rochester
March 30	Recalled **Andrey Makarov** from Rochester

APRIL

April 1	Assigned **Tim Schaller** to Rochester
April 3	Recalled **Tim Schaller** from Rochester
April 7	Assigned **Tim Schaller** and **Andrey Makarov** to Rochester
April 10	Recalled **Chad Ruhwedel** from Rochester

MAN GAMES LOST

PLAYER	TOTAL NUMBER OF GAMES LOST	INJURY	DATE	NUMBER OF GAMES
Benoit, Andre	2	Upper Body	Apr. 10 – Apr. 11	2 games
Bogosian, Zach	6	Lower Body	March 14 – March 23	6 games
Jerry D'Amigo	10	Upper Body	Mar. 23 – Apr. 11	10 games
Ennis, Tyler	4	Lower Body	Feb. 26 – Feb. 28	2 games
		Upper Body	March 28 – March 30	2 games
Foligno, Marcus	25	Upper Body	Oct. 13	1 game
		Upper Body	Nov. 2 – Nov. 8	4 games
		Upper Body	Nov. 13	1 game
		Undisclosed	Dec. 23 – Feb. 8	19 games
Gionta, Brian	13	Upper Body	Dec. 23 – Jan. 18	13 games
Girgensons, Zemgus	21	Ankle	Feb. 26 – Apr. 11	21 games
Gorges, Josh	36	Lower Body	Nov. 13 – Nov. 28	7 games
		Undisclosed	Dec. 16 – Dec. 20	2 games
		Knee	Feb. 15 – Apr. 11	27 games
Hacket, Matt	41	Lower Body	Oct. 9 – Dec. 27	36 games
		Undisclosed	March 30 – Apr. 6	5 games
Johnson, Chad	18	Ankle	March 6 – Apr. 11	18 games
Kaleta, Patrick	36	Upper Body	Oct. 9 – Nov. 8	16 games
		Illness	Dec. 21 – Dec. 23	2 games
		Lower Body	Feb. 15 – March 23	18 games
Kane, Evander	27	Shoulder	Feb. 15 – Apr. 11	27 games
Larsson, Johan	1	Upper Body	Oct. 9	1 game
McCabe, Jake	4	Middle Body	Oct. 9 – Oct. 14	4 games
McCormick, Cody	49	Upper Body	Nov. 26 – Dec. 2	4 games
		Lower Body	Dec. 13 – Dec. 27	6 games
		Lower Body	Jan. 13 – Apr. 11	39 games
Meszaros, Andrej	8	Upper Body	Nov. 29 – Dec. 11	6 games
		Hand	March 16 – March 17	2 games
Mitchell, Torrey	12	Lower Body	Dec. 16 – Jan. 9	12 games
Moulson, Matt	5	Illness	Dec. 20 – Dec. 23	3 games
		Illness	Apr. 3 – Apr. 4	2 games

MAN GAMES LOST

PLAYER	TOTAL NUMBER OF GAMES LOST	INJURY	DATE	NUMBER OF GAMES
Myers, Tyler	7	Lower Body	Nov. 26	1 game
		Illness	Dec. 21 – Jan. 2	6 games
Neuvirth, Michal	5	Lower Body	Nov. 22	1 game
		Lower Body	Jan. 27 – Feb. 3	4 games
Pysyk, Mark	4	Upper Body	Oct. 9 – Oct. 14	4 games
Ristolainen, Rasmus	3	Illness	Dec. 29 – Dec. 31	2 games
		Flu	Apr. 1	1 game
Stafford, Drew	3	Lower Body	Nov. 29 – Dec. 4	3 games
Stewart, Chris	1	Illness	Jan. 13	1 game
Strachan, Tyson	12	Lower Body	Dec. 6 – Dec. 13	4 games
		Lower Body	Dec. 20 – Dec. 27	4 games
		Infection	Feb. 22 – Feb. 28	4 games
Weber, Mike	15	Lower Body	Dec. 13 – Dec. 27	6 games
		Undisclosed	Jan. 17 – Jan. 18	2 games
		Upper Body	Feb. 22 – Feb. 24	2 games
		Hernia	Apr. 3 – Apr. 11	5 games
Total				**368 man games lost**

SEASON IN REVIEW
GAME VIGNETTES

CBJ 3 @ BUF 1 — THURSDAY, OCTOBER 9

GOALS: Girgensons
GOALIE: Enroth (37 saves/40 shots)
SPECIAL TEAMS: PP: 0/1; PK: 3/4
SHOTS: Columbus 40 – Buffalo 22
TOI LEADER: Myers (24:21)
MAN GAMES LOST: 5

BUF 2 @ CHI 6 — SATURDAY, OCTOBER 11

GOALS: Girgensons, Ennis
GOALIE: Enroth (41 saves/47 shots)
SPECIAL TEAMS: PP: 0/4; PK: 3/4
SHOTS: Chicago 47 – Buffalo 23
TOI LEADER: Myers (26:29)
MAN GAMES LOST: 9

ANA 5 @ BUF 1 — MONDAY, OCTOBER 13

GOALS: Goals: Ennis
GOALIE: Neuvirth (39 saves/44 shots)
SPECIAL TEAMS: PP: 0/3; PK: 5/6
SHOTS: Anaheim 44 – Buffalo 19
TOI LEADER: Myers (25:23)
MAN GAMES LOST: 13

BUF 4 @ CAR 3 — TUESDAY, OCTOBER 14 (SO)

GOALS: Foligno (2), Mitchell; GDG- Girgensons
GOALIE: Enroth (22 saves/25 shots)
SPECIAL TEAMS: PP: 0/2; PK: 3/3
SHOTS: Buffalo 26 – Carolina 25
TOI LEADER: Myers (29:25)
MAN GAMES LOST: 18

FLA 1 @ BUF 0 — FRIDAY, OCTOBER 17

GOALS: N/A
GOALIE: Enroth (34 saves/35 shots)
SPECIAL TEAMS: PP: 0/5; PK: 5/5
SHOTS: Florida 35 – Buffalo 26
TOI LEADER: Myers (26:42)
MAN GAMES LOST: 20

BOS 4 @ BUF 0 — SATURDAY, OCTOBER 18

GOALS: N/A
GOALIE: Enroth (32 saves/36 shots)
SPECIAL TEAMS: PP: 0/7; PK: 3/3
SHOTS: Boston 36 – Buffalo 32
TOI LEADER: Myers (22:38)
MAN GAMES LOST: 22

BUF 1 @ ANA 4 — WEDNESDAY, OCTOBER 22

GOALS: Ennis
GOALIE: Neuvirth (30 saves/33 shots)
SPECIAL TEAMS: PP: 0/2; PK: 4/4
SHOTS: Anaheim 34 – Buffalo 23
TOI LEADER: Gorges (24:14)
MAN GAMES LOST: 24

BUF 0 @ LAK 2 — THURSDAY, OCTOBER 23

GOALS: N/A
GOALIE: Enroth (37 saves/39 shots)
SPECIAL TEAMS: PP: 0/3; PK: 1/3
SHOTS: Los Angeles 39 – Buffalo 29
TOI LEADER: Ennis (21:45)
MAN GAMES LOST: 26

BUF 2 @ SJS 1 — SATURDAY, OCTOBER 25

GOALS: Hodgson, Deslauriers
GOALIE: Neuvirth (29 saves/30 shots)
SPECIAL TEAMS: PP: 0/3; PK: 1/1
SHOTS: San Jose 30 – Buffalo 15
TOI LEADER: Myers (23:52)
MAN GAMES LOST: 28

BUF 0 @ TOR 4 — TUESDAY, OCTOBER 28

GOALS: N/A
GOALIE: Neuvirth (33 saves/37 shots)
SPECIAL TEAMS: PP: 0/2; PK: 5/6
SHOTS: Toronto 37 – Buffalo 10
TOI LEADER: Myers (22:55)
MAN GAMES LOST: 30

BOS 3 @ BUF 2 — THURSDAY, OCTOBER 30 (OT)

GOALS: Stafford, Ennis
GOALIE: Enroth (34 saves/37 shots)
SPECIAL TEAMS: PP: 1/2; PK: 2/2
SHOTS: Boston 37 – Buffalo 15
TOI LEADER: Weber (29:09)
MAN GAMES LOST: 32

BUF 0 @ PIT 5 — SATURDAY, NOVEMBER 1

GOALS: N/A
GOALIE: Enroth (29 saves/34 shots)
SPECIAL TEAMS: PP: 0/6; PK: 2/5
SHOTS: Pittsburgh 34 – Buffalo 18
TOI LEADER: Benoit (23:07)
MAN GAMES LOST: 34

DET 2 @ BUF 3 — SUNDAY, NOVEMBER 2 (SO)

GOALS: Flynn, Stewart; GDG-Girgensons
GOALIE: Neuvirth (36 saves/38 shots)
SPECIAL TEAMS: PP: 0/4; PK: 4/4
SHOTS: Detroit 38 – Buffalo 21
TOI LEADER: Meszaros (25:46)
MAN GAMES LOST: 35

MTL 2 @ BUF 1 — WEDNESDAY, NOVEMBER 5 (SO)

GOALS: Stafford
GOALIE: Neuvirth (31 saves/32 shots)
SPECIAL TEAMS: PP: 1/4; PK: 1/1
SHOTS: Montreal 32 – Buffalo 32
TOI LEADER: Meszaros (28:11)
MAN GAMES LOST: 38

EDM 3 @ BUF 2 — FRIDAY, NOVEMBER 7

GOALS: Moulson, Stafford
GOALIE: Neuvirth (49 saves/52 shots)
SPECIAL TEAMS: PP: 0/1; PK: 2/2
SHOTS: Edmonton 52 – Buffalo 31
TOI LEADER: Myers (23:33)
MAN GAMES LOST: 43

PIT 6 @ BUF 1 — SATURDAY, NOVEMBER 8

GOALS: Girgensons
GOALIE: Enroth (33 saves/39 shots)
SPECIAL TEAMS: PP: 0/3; PK: 3/5
SHOTS: Pittsburgh 39 – Buffalo 21
TOI LEADER: Gorges (21:02)
MAN GAMES LOST: 46

BUF 1 @ STL 6 — TUESDAY, NOVEMBER 11

GOALS: Goals: Ennis
GOALIE: Neuvirth (23 saves/29 shots)
SPECIAL TEAMS: PP: 1/3; PK: 5/8
SHOTS: St. Louis 29 – Buffalo 29
TOI LEADER: Myers (28:01)
MAN GAMES LOST: 47

BUF 3 @ MIN 6 — THURSDAY, NOVEMBER 13

GOALS: Ristolainen, Girgensons, Mitchell
GOALIE: Enroth (33 saves/38 shots); 1 ENG
SPECIAL TEAMS: PP: 0/2; PK: 2/4
SHOTS: Minnesota 39 – Buffalo 28
TOI LEADER: Zadorov (25:17)
MAN GAMES LOST: 50

TOR 2 @ BUF 6 — SATURDAY, NOVEMBER 15

GOALS: Girgensons (2), Ennis, Stafford, Moulson, Myers
GOALIE: Neuvirth (32 saves/34 shots)
SPECIAL TEAMS: PP: 1/2; PK: 4/4
SHOTS: Buffalo 35 – Toronto 34
TOI LEADER: Myers (25:25)
MAN GAMES LOST: 52

SJS 1 @ BUF 4 — TUESDAY, NOVEMBER 18

GOALS: Gionta (2), Deslauriers, Flynn
GOALIE: Neuvirth (10 saves/10 shots); Enroth (19 saves/20 shots)
SPECIAL TEAMS: PP: 0/2; PK: 3/4;
SHOTS: San Jose 30 – Buffalo 14
TOI LEADER: Strachan (24:24)
MAN GAMES LOST: 54

BUF 2 @ WSH 1 — SATURDAY, NOVEMBER 22

GOALS: Moulson, Mitchell
GOALIE: Enroth (43 saves/44 shots)
SPECIAL TEAMS: PP: 0/1; PK: 0/1
SHOTS: Washington 44 – Buffalo 26
TOI LEADER: Strachan (23:07)
MAN GAMES LOST: 57

WPG 2 @ BUF 1 — WEDNESDAY, NOVEMBER 26

GOALS: Stewart
GOALIE: Enroth (24 saves/26 shots)
SPECIAL TEAMS: PP: 0/4; PK: 2/3
SHOTS: Winnipeg 26 – Buffalo 20
TOI LEADER: Zadorov (25:52)
MAN GAMES LOST: 61

MTL 1 @ BUF 2 — FRIDAY, NOVEMBER 28

GOALS: Ennis, Moulson
GOALIE: Enroth (30 saves/31 shots)
SPECIAL TEAMS: PP: 1/4; PK: 2/3
SHOTS: Montreal 31 – Buffalo 25
TOI LEADER: Myers (27:28)
MAN GAMES LOST: 64

BUF 4 @ MTL 3 — SATURDAY, NOVEMBER 29 (SO)

GOALS: Girgensons, Stewart, Flynn; GDG-Flynn
GOALIE: Enroth (41 saves/44 shots)
SPECIAL TEAMS: PP: 0/1; PK: 2/2
SHOTS: Montreal 44 – Buffalo 26
TOI LEADER: Myers (31:34)
MAN GAMES LOST: 69

TBL 1 @ BUF 2 — TUESDAY, DECEMBER 2 (SO)

GOALS: Girgensons; GDG-Hodgson
GOALIE: Enroth (26 saves/27 shots)
SPECIAL TEAMS: PP: 0/2; PK: 2/2
SHOTS: Tampa Bay 27 – Buffalo 22
TOI LEADER: Myers (26:16)
MAN GAMES LOST: 73

BUF 0 @ TBL 5 — THURSDAY, DECEMBER 4

GOALS: N/A
GOALIE: Enroth (30 saves/35 shots)
SPECIAL TEAMS: PP: 0/3; PK: 5/6
SHOTS: Tampa Bay 35 – Buffalo 13
TOI LEADER: Myers (24:45)
MAN GAMES LOST: 76

BUF 2 @ FLA 3 — SATURDAY, DECEMBER 6

GOALS: Stafford, Gionta
GOALIE: Neuvirth (34 saves/37 shots)
SPECIAL TEAMS: PP: 0/2; PK: 1/1
SHOTS: Florida 37 – Buffalo 28
TOI LEADER: Myers (27:50)
MAN GAMES LOST: 79

LAK 0 @ BUF 1 — TUESDAY, DECEMBER 9

GOALS: Ennis
GOALIE: Enroth (34 saves/34 shots)
SPECIAL TEAMS: PP: 1/4; PK: 0/2
SHOTS: Los Angeles 34 – Buffalo 16
TOI LEADER: Myers (26:38)
MAN GAMES LOST: 82

SEASON IN REVIEW
GAME VIGNETTES

CGY 3 @ **BUF 4** — THURSDAY, DECEMBER 11

GOALS: Moulson (2), Foligno, Girgensons
GOALIE: Enroth (42 saves/45 shots)
SPECIAL TEAMS: PP: 0/2; PK: 3/4
SHOTS: Calgary 45 – Buffalo 19
TOI LEADER: Myers (27:37)
MAN GAMES LOST: 85

FLA 3 @ **BUF 4** — SATURDAY, DECEMBER 13

GOALS: Hodgson, Foligno, Gionta, Zadorov
GOALIE: Enroth (25 saves/28 shots)
SPECIAL TEAMS: PP: 0/2; PK: 1/1
SHOTS: Buffalo 32 – Florida 28
TOI LEADER: Myers (29:35)
MAN GAMES LOST: 89

OTT 4 @ **BUF 5** — MONDAY, DECEMBER 15 (SO)

GOALS: Ristolainen, Moulson, Foligno, Flynn; GDG-Moulson
GOALIE: Enroth (29 saves/33 shots)
SPECIAL TEAMS: PP: 1/3; PK: 5/5
SHOTS: Buffalo 33 – Ottawa 33
TOI LEADER: Myers (31:09)
MAN GAMES LOST: 93

BUF 1 @ **WPG 5** — TUESDAY, DECEMBER 16

GOALS: Zadorov
GOALIE: Neuvirth (31 saves/36 shots)
SPECIAL TEAMS: PP: 1/4; PK: 3/4
SHOTS: Winnipeg 36 – Buffalo 28
TOI LEADER: Myers (29:04)
MAN GAMES LOST: 98

COL 5 @ BUF 1 — SATURDAY, DECEMBER 20

GOALS: Larsson
GOALIE: Enroth (18 saves/22 shots); 1 ENG
SPECIAL TEAMS: PP: 0/4; PK: 2/3
SHOTS: Buffalo 29 – Colorado 23
TOI LEADER: Ristolainen (27:01)
MAN GAMES LOST: 104

BUF 4 @ BOS 3 — SUNDAY, DECEMBER 21 (OT)

GOALS: Meszaros, Ristolainen, Schaller
GOALIE: Enroth (33 saves/37 shots)
SPECIAL TEAMS: PP: 1/2; PK: 0/1
SHOTS: Boston 37 – Buffalo 28
TOI LEADER: Ristolainen (26:46)
MAN GAMES LOST: 112

BUF 3 @ **DET 6** — TUESDAY, DECEMBER 23

GOALS: Deslauriers, Stewart, Benoit
GOALIE: Neuvirth (33 saves/39 shots)
SPECIAL TEAMS: PP: 0/1; PK: 2/6
SHOTS: Detroit 39 – Buffalo 16
TOI LEADER: Ristolainen (27:53)
MAN GAMES LOST: 121

NYI 3 @ **BUF 4** — SATURDAY, DECEMBER 27 (SO)

GOALS: Deslauriers, Girgensons, Stewart; GDG- Ennis
GOALIE: Enroth (33 saves/36 shots)
SPECIAL TEAMS: PP: 0/3; PK: 2/2
SHOTS: NY Islanders 36 – Buffalo 26
TOI LEADER: Zadorov (26:26)
MAN GAMES LOST: 127

BUF 2 @ **OTT 5** — MONDAY, DECEMBER 29

GOALS: Pysyk, Girgensons
GOALIE: Enroth (31 saves/35 shots); 1 ENG
SPECIAL TEAMS: PP: 0/4; PK: 2/2
SHOTS: Ottawa 35 – Buffalo 21
TOI LEADER: Zadorov (24:18)
MAN GAMES LOST: 132

TBL 5 @ BUF 1 — WEDNESDAY, DECEMBER 31

GOALS: Ennis
GOALIE: Enroth (20 saves/25 shots)
SPECIAL TEAMS: PP: 1/2; PK: 2/3
SHOTS: Tampa Bay 25 – Buffalo 11
TOI LEADER: Gorges (23:02)
MAN GAMES LOST: 137

FLA 2 @ BUF 0 — FRIDAY, JANUARY 2

GOALS: N/A
GOALIE: Neuvirth (31 saves/33 shots)
SPECIAL TEAMS: PP: 0/1; PK: 0/1
SHOTS: Florida 33 – Buffalo 30
TOI LEADER: Gorges (25:18)
MAN GAMES LOST: 141

BUF 1 @ **NYR 6** — SATURDAY, JANUARY 3

GOALS: Stafford
GOALIE: Neuvirth (5 saves/9 shots); Enroth (28 saves/30 shots)
SPECIAL TEAMS: PP: 0/3; PK: 1/4
SHOTS: NY Rangers 39 – Buffalo 25
TOI LEADER: Ristolainen (23:27)
MAN GAMES LOST: 145

BUF 1 @ **NJD 3** — TUESDAY, JANUARY 6

GOALS: Grigorenko
GOALIE: Enroth (24 saves/27 shots); 1 ENG
SPECIAL TEAMS: PP: 1/2; PK: 2/2
SHOTS: New Jersey 28 – Buffalo 21
TOI LEADER: Myers (22:09)
MAN GAMES LOST: 148

BUF 2 @ **CAR 5** — THURSDAY, JANUARY 8

GOALS: Varone (2)
GOALIE: Enroth (26 saves/31 shots)
SPECIAL TEAMS: PP: 0/4; PK: 2/3
SHOTS: Carolina 31 – Buffalo 20
TOI LEADER: Myers (24:38)
MAN GAMES LOST: 151

SEASON IN REVIEW
GAME VIGNETTES

BUF 1 @ **TBL 2** — FRIDAY, JANUARY 9

GOALS: McCormick
GOALIE: Neuvirth (45 saves/47 shots)
SPECIAL TEAMS: PP: 0/3; PK: 4/4
SHOTS: Tampa Bay 47 – Buffalo 21
TOI LEADER: Gorges (26:55)
MAN GAMES LOST: 154

DET 3 @ BUF 1 — TUESDAY, JANUARY 13

GOALS: Weber
GOALIE: Neuvirth (27 saves/30 shots)
SPECIAL TEAMS: PP: 0/2; PK: 3/4
SHOTS: Detroit 30 – Buffalo 26
TOI LEADER: Myers (27:56)
MAN GAMES LOST: 158

MIN 7 @ BUF 0 — THURSDAY, JANUARY 15

GOALS: N/A
GOALIE: Enroth (30 saves/37 shots)
SPECIAL TEAMS: PP: 0/3; PK: 4/6
SHOTS: Minnesota 37 – Buffalo 18
TOI LEADER: Zadorov (22:56)
MAN GAMES LOST: 161

PHI 4 @ BUF 3 — SATURDAY, JANUARY 17

GOALS: Girgensons (2), Ennis
GOALIE: Neuvirth (28 saves/32 shots)
SPECIAL TEAMS: PP: 1/3; PK: 1/3
SHOTS: Philadelphia 32 – Buffalo 27
TOI LEADER: Myers (27:33)
MAN GAMES LOST: 165

BUF 4 @ **DET 6** — SUNDAY, JANUARY 18

GOALS: Ennis (2), Stafford, Stewart
GOALIE: Enroth (20 saves/26 shots)
SPECIAL TEAMS: PP: 1/3; PK: 2/4
SHOTS: Detroit 26 – Buffalo 15
TOI LEADER: Myers (29:07)
MAN GAMES LOST: 169

BUF 1@ **CGY 4** — TUESDAY, JANUARY 27

GOALS: Stewart
GOALIE: Enroth (27 saves/31 shots)
SPECIAL TEAM: PP: 1/2; PK: 3/4
SHOTS: Calgary 31 – Buffalo 18
TOI LEADER: Myers (24:15)
MAN GAMES LOST: 172

BUF 2 @ **EDM 3** — THURSDAY, JANUARY 29

GOALS: Myers, Ristolainen
GOALIE: Enroth (31 saves/34 shots)
SPECIAL TEAMS: PP: 0/1; PK: 3/3
SHOTS: Edmonton 34 – Buffalo 20
TOI LEADER: Gorges (26:21)
MAN GAMES LOST: 175

BUF 2 @ **VAN 5** — FRIDAY, JANUARY 30

GOALS: Stewart (2)
GOALIE: Hackett (33 saves/37 shots)
SPECIAL TEAMS: PP: 2/6; PK: 2/4
SHOTS: Vancouver 38 – Buffalo 22
TOI LEADER: Myers (27:17)
MAN GAMES LOST: 178

BUF 3 @ MTL 2 — TUESDAY, FEBRUARY 3

GOALS: Stafford, Moulson, Gionta
GOALIE: Enroth (32 saves/34 shots)
SPECIAL TEAMS: PP: 0/1; PK: 2/2
SHOTS: Montreal 34 – Buffalo 18
TOI LEADER: Gorges (25:41)
MAN GAMES LOST: 181

STL 3 @ BUF 0 — THURSDAY, FEBRUARY 5

GOALS: N/A
GOALIE: Enroth (27 saves/29 shots)
SPECIAL TEAMS: PP: 0/2; PK: 1/1
SHOTS: St. Louis 30 – Buffalo 23
TOI LEADER: Myers (23:38)
MAN GAMES LOST: 183

DAL 2 @ **BUF 3** — SATURDAY, FEBRUARY 7

GOALS: Myers, Ennis, Girgensons
GOALIE: Enroth (38 saves/40 shots)
SPECIAL TEAMS: PP: 1/2; PK: 1/2
SHOTS: Dallas 40 – Buffalo 24
TOI LEADER: Myers (24:53)
MAN GAMES LOST: 185

NYI 3 @ BUF 2 — SUNDAY, FEBRUARY 8

GOALS: Foligno, Stafford
GOALIE: Neuvirth (31 saves/28 shots)
SPECIAL TEAMS: PP: 0/3; PK: 1/2
SHOTS: NY Islanders 31 – Buffalo 10
TOI LEADER: Zadorov (21:30)
MAN GAMES LOST: 186

OTT 2 @ BUF 1 — TUESDAY, FEBRUARY 10

GOALS: Myers
GOALIE: Enroth (24 saves/26 shots)
SPECIAL TEAMS: PP: 1/4; PK: 2/3
SHOTS: Buffalo 36 – Ottawa 26
TOI LEADER: Myers (25:45)
MAN GAMES LOST: 187

PHI 2 @ BUF 1 — SUNDAY, FEBRUARY 15

GOALS: Zadorov
GOALIE: Neuvirth (28 saves/30 shots)
SPECIAL TEAMS: PP: 1/3; PK: 2/2
SHOTS: Philadelphia 30 – Buffalo 22
TOI LEADER: Bogosian (24:49)
MAN GAMES LOST: 191

BUF 1 @ **NJD 2** — TUESDAY, FEBRUARY 17 (SO)

GOALS: Ennis
GOALIE: Neuvirth (34 saves/35 shots)
SPECIAL TEAMS: PP: 0/3; PK: 3/4
SHOTS: New Jersey 35 – Buffalo 25
TOI LEADER: Bogosian (29:14)
MAN GAMES LOST: 195

BUF 2 @ PHI 1 — THURSDAY, FEBRUARY 19 (SO)

GOALS: Deslauriers, Gionta; GDG-Flynn
GOALIE: Neuvirth (36 saves/38 shots)
SPECIAL TEAMS: PP: 0/3; PK: 3/4
SHOTS: Philadelphia 38 – Buffalo 32
TOI LEADER: Bogosian (32:23)
MAN GAMES LOST: 199

NYR 3 @ BUF 1 — FRIDAY, FEBRUARY 20

GOALS: Moulson
GOALIE: Neuvirth (40 saves/43 shots)
SPECIAL TEAMS: PP: 0/3; PK: 4/4
SHOTS: NY Rangers 43 – Buffalo 25
TOI LEADER: Ott (26:05)
MAN GAMES LOST: 203

NSH 2 @ BUF 1 — SUNDAY, FEBRUARY 22 (SO)

GOALS: Ennis
GOALIE: Neuvirth (37 saves/38 shots)
SPECIAL TEAMS: PP: 0/3; PK: 7/8
SHOTS: Nashville 38 – Buffalo 17
TOI LEADER: Bogosian (28:07)
MAN GAMES LOST: 209

BUF 4 @ CBJ 2 — TUESDAY, FEBRUARY 24

GOALS: Hodgson, Girgensons, Pysyk, Stewart
GOALIE: Neuvirth (45 saves/47 shots)
SPECIAL TEAMS: PP: 1/3; PK: 4/4
SHOTS: Columbus 47 – Buffalo 31
TOI LEADER: Bogosian (28:11)
MAN GAMES LOST: 215

VAN 3 @ **BUF 6** — THURSDAY, FEBRUARY 26

GOALS: Mitchell (2), Stewart, Meszaros, Flynn, Gionta
GOALIE: Neuvirth (28 saves/31 shots)
SPECIAL TEAMS: PP: 0/1; PK: 0/0
SHOTS: Vancouver 31 – Buffalo 24
TOI LEADER: Ristolainen (22:11)
MAN GAMES LOST: 222

BUF 3 @ **FLA 5** — SATURDAY, FEBRUARY 28

GOALS: Hodgson, Meszaros, Mitchell
GOALIE: Neuvirth (42 saves/46 shots); 1 ENG
SPECIAL TEAMS: PP: 0/3; PK: 4/6
SHOTS: Florida 47 – Buffalo 14
TOI LEADER: Bogosian (27:35)
MAN GAMES LOST: 229

BUF 0 @ **TBL 3** — TUESDAY, MARCH 3

GOALS: N/A
GOALIE: Lindback (32 saves/35 shots)
SPECIAL TEAMS: PP: 0/2; PK: 0/2
SHOTS: Tampa Bay 35 – Buffalo 28
TOI LEADER: Bogosian (26:54)
MAN GAMES LOST: 234

BUF 2 @ **OTT 3** — FRIDAY, MARCH 6

GOALS: Varone, Ennis
GOALIE: Lindback (34 saves/37 shots)
SPECIAL TEAMS: PP: 0/0; PK: 3/3
SHOTS: Ottawa 37 – Buffalo 26
TOI LEADER: Ennis (25:16)
MAN GAMES LOST: 240

BUF 1 @ **WSH 6** — SATURDAY, MARCH 7

GOALS: Larsson
GOALIE: Hackett (19 saves/23 shots); Lindback (20 saves/22 shots)
SPECIAL TEAMS: PP: 0/3; PK: 1/3
SHOTS: Washington 45 – Buffalo 17
TOI LEADER: Benoit (25:41)
MAN GAMES LOST: 246

BUF 3 @ **TOR 4** — WEDNESDAY, MARCH 11 (SO)

GOALS: Larsson, Ennis, Moulson
GOALIE: Lindback (31 saves/34 shots)
SPECIAL TEAMS: PP: 0/2; PK: 4/5
SHOTS: Toronto 34 – Buffalo 33
TOI LEADER: Bogosian (30:53)
MAN GAMES LOST: 252

NYR 2 @ BUF 0 — SATURDAY, MARCH 14

GOALS: N/A
GOALIE: Lindback (31 saves/32 shots)
SPECIAL TEAMS: PP: 0/3; PK: 3/3
SHOTS: NY Rangers 33 – Buffalo 20
TOI LEADER: Ristolainen (28:36)
MAN GAMES LOST: 259

WSH 4 @ BUF 3 — MONDAY, MARCH 16 (SO)

GOALS: Ennis, Hodgson, Larsson
GOALIE: Lindback (35 saves/38 shots)
SPECIAL TEAMS: PP: 1/3; PK: 0/2
SHOTS: Washington 38 – Buffalo 33
TOI LEADER: Ristolainen (28:11)
MAN GAMES LOST: 267

BUF 2 @ BOS 1 — TUESDAY, MARCH 17 (SO)

GOALS: Ristolainen; GDG- Ennis
GOALIE: Lindback (44 saves/45 shots)
SPECIAL TEAMS: PP: 1/2; PK: 2/2
SHOTS: Boston 45 – Buffalo 24
TOI LEADER: Ristolainen (28:23)
MAN GAMES LOST: 275

NJD 3 @ BUF 1 — FRIDAY, MARCH 20

GOALS: Moulson
GOALIE: Lindback (24 saves/27 shots)
SPECIAL TEAMS: PP: 1/4; PK: 2/2
SHOTS: Buffalo 29 – New Jersey 27
TOI LEADER: Gionta (24:25)
MAN GAMES LOST: 282

BUF 0 @ NSH 3 — SATURDAY, MARCH 21

GOALS: N/A
GOALIE: Hackett (40 saves/43 shots)
SPECIAL TEAMS: PP: 0/4; PK: 0/1
SHOTS: Nashville 43 – Buffalo 24
TOI LEADER: Ristolainen (24:23)
MAN GAMES LOST: 289

BUF 3 @ DAL 4 — MONDAY, MARCH 23

GOALS: Gionta (2), Moulson
GOALIE: Lindback (35 saves/39 shots)
SPECIAL TEAMS: PP: 1/3; PK: 2/3;
SHOTS: Dallas 39 – Buffalo 28
TOI LEADER: Ristolainen (26:44)
MAN GAMES LOST: 297

ARI 4 @ BUF 3 — THURSDAY, MARCH 26 (OT)

GOALS: Ennis, Ristolainen, Gionta
GOALIE: Hackett (38 saves/42 shots)
SPECIAL TEAMS: PP: 2/5; PK: 4/5
SHOTS: Arizona 42 – Buffalo 35
TOI LEADER: Bogosian (29:10)
MAN GAMES LOST: 303

BUF 3 @ COL 5 — SATURDAY, MARCH 28

GOALS: Meszaros (2), Ristolainen
GOALIE: Lindback (10 saves/12 shots); Hackett (7 saves, 10 shots)
SPECIAL TEAMS: PP: 0/3; PK: 1/1
SHOTS: Buffalo 38 – Colorado 22
TOI LEADER: Ristolainen (24:02)
MAN GAMES LOST: 310

BUF 4 @ ARI 1 — MONDAY, MARCH 30

GOALS: Meszaros (2), Gionta, Ristolainen
GOALIE: Lindback (28 saves/29 shots)
SPECIAL TEAMS: PP: 1/1; PK: 2/2
SHOTS: Buffalo 36 – Arizona 29
TOI LEADER: Bogosian (24:00)
MAN GAMES LOST: 318

TOR 3 @ BUF 4 — WEDNESDAY, APRIL 1

GOALS: Dalpe, Hodgson, Moulson, Ellis
GOALIE: Lindback (24 saves/27 shots)
SPECIAL TEAMS: PP: 1/5; PK: 4/4
SHOTS: Buffalo 31 – Toronto 27
TOI LEADER: Bogosian (30:30)
MAN GAMES LOST: 326

CHI 4 @ BUF 3 — FRIDAY, APRIL 3

GOALS: Foligno (2), Larsson
GOALIE: Lindback (32 saves/36 shots)
SPECIAL TEAMS: PP: 1/3; PK: 3/3
SHOTS: Buffalo 38 – Chicago 36
TOI LEADER: Bogosian (28:44)
MAN GAMES LOST: 335

BUF 0 @ NYI 3 — SATURDAY, APRIL 4

GOALS: N/A
GOALIE: Makarov (33 saves/36 shots)
SPECIAL TEAMS: PP: 0/4; PK: 1/2
SHOTS: NY Islanders 36 – Buffalo 21
TOI LEADER: Bogosian (28:59)
MAN GAMES LOST: 344

CAR 3 @ BUF 4 — MONDAY, APRIL 6

GOALS: Grigorenko, Gionta, Larsson, Ennis
GOALIE: Lindback (49 saves/52 shots)
SPECIAL TEAMS: PP: 0/0; PK: 0/0
SHOTS: Carolina 52 – Buffalo 25
TOI LEADER: Bogosian (25:41)
MAN GAMES LOST: 352

BUF 2 @ CBJ 4 — FRIDAY, APRIL 10

GOALS: Grigorenko, Gionta
GOALIE: Lindback (36 saves/39 shots); 1 ENG
SPECIAL TEAMS: PP: 1/3; PK: 1/1
SHOTS: Columbus 40 – Buffalo 25
TOI LEADER: Bogosian (25:06)
MAN GAMES LOST: 360

PIT 2 @ BUF 0 — SATURDAY, APRIL 11

GOALS: N/A
GOALIE: Lindback (36 saves/38 shots)
SPECIAL TEAMS: PP: 0/0; PK: 0/0
SHOTS: Pittsburgh 38 – Buffalo 28
TOI LEADER: Ristolainen (25:00)
MAN GAMES LOST: 368

SEASON IN REVIEW
ANAHEIM DUCKS

@ BUF	Ducks	Sabres	Attendance	Goaltenders	W. Goal
Oct 13, 2014	5	1	18,912	Frederik Andersen / Michal Neuvirth	William Karlsson

@ ANA	Ducks	Sabres	Attendance	Goaltenders	W. Goal
Oct 22, 2014	4	1	16,067	Frederik Andersen / Michal Neuvirth	Ryan Kesler

SABRES INDIVIDUAL SCORING

Player	GP	G	A	P	+/-	PIM	PP	SH	GW	EN	S	%
Tyler Ennis	2	2	0	2	1	0	0	0	0	0	6	33.3
Matt Moulson	2	0	2	2	1	0	0	0	0	0	2	0.0
Zach Bogosian	1	1	0	1	2	0	0	0	0	0	2	50.0
Drew Stafford	2	0	1	1	-2	0	0	0	0	0	2	0.0
Josh Gorges	2	0	0	0	-1	2	0	0	0	0	0	0.0
Mike Weber	2	0	0	0	-3	9	0	0	0	0	1	0.0
Cody McCormick	2	0	0	0	-3	9	0	0	0	0	2	0.0
Brian Gionta	2	0	0	0	0	0	0	0	0	0	0	0.0
Torrey Mitchell	3	0	0	0	-3	2	0	0	0	0	2	0.0
Cody Hodgson	2	0	0	0	-2	0	0	0	0	0	1	0.0
Sam Reinhart	2	0	0	0	-1	2	0	0	0	0	1	0.0
Zemgus Girgensons	2	0	0	0	-2	0	0	0	0	0	3	0.0
Brian Flynn	2	0	0	0	-3	0	0	0	0	0	1	0.0
Andrej Meszaros	2	0	0	0	-2	2	0	0	0	0	2	0.0
Nicolas Deslauriers	2	0	0	0	-2	0	0	0	0	0	0	0.0
Chris Stewart	3	0	0	0	-3	5	0	0	0	0	8	0.0
Rasmus Ristolainen	2	0	0	0	-2	0	0	0	0	0	1	0.0
Tyler Myers	2	0	0	0	-1	12	0	0	0	0	4	0.0
Andre Benoit	2	0	0	0	-2	4	0	0	0	0	3	0.0
Marcus Foligno	1	0	0	0	-1	0	0	0	0	0	1	0.0

Power Play: 0-5 (0%) **Penalty Killing:** 9 - 10 (90%)

Goaltender	GP	Min	GA	GAA	SO	W	L	OT	SA	SV%
Jhonas Enroth	2	118	3	1.53	1	1	1	0	41	.927
Michal Neuvirth	3	178	11	3.70	0	0	3	0	101	.891

DUCKS INDIVIDUAL SCORING

Player	GP	G	A	P	+/-	PIM	PP	SH	GW	EN	S	%
Corey Perry	2	4	0	4	3	2	1	0	0	1	10	40.0
Ryan Getzlaf	2	0	3	3	3	0	0	0	0	0	4	0.0
Jakob Silfverberg	2	0	3	3	2	0	0	0	0	0	9	0.0
Ryan Kesler	2	2	0	2	2	2	0	0	0	0	10	20.0
William Karlsson	2	2	0	2	2	0	0	0	0	0	8	25.0
Eric Brewer	2	1	0	1	1	0	0	0	0	0	1	100.0
Matt Beleskey	2	1	0	1	1	0	0	0	0	0	5	20.0
Cam Fowler	2	0	1	1	4	0	0	0	0	0	3	0.0
Bryan Allen	2	0	1	1	0	0	0	0	0	0	1	0.0
Andrew Cogliano	2	0	1	1	1	0	0	0	0	0	3	0.0
Ben Lovejoy	3	0	1	1	4	0	0	0	0	0	8	0.0
Tomas Fleischmann	3	0	1	1	2	0	0	0	0	0	5	0.0
Patrick Maroon	1	0	1	1	0	2	0	0	0	0	2	0.0
James Wisniewski	2	0	1	1	1	0	0	0	0	0	8	0.0
Devante Smith-Pelly	2	0	1	1	4	0	0	0	0	0	2	0.0
Francois Beauchemin	2	0	1	1	2	0	0	0	0	0	1	0.0
Nate Thompson	2	0	1	1	-1	0	0	0	0	0	0	0.0
Sami Vatanen	2	0	1	1	-2	2	0	0	0	0	3	0.0
Jiri Sekac	4	0	1	1	-1	2	0	0	0	0	6	0.0
Hampus Lindholm	2	0	1	1	4	2	0	0	0	0	6	0.0
Clayton Stoner	1	0	0	0	-1	0	0	0	0	0	0	0.0
Emerson Etem	2	0	0	0	0	0	0	0	0	0	5	0.0
Tim Jackman	2	0	0	0	-1	12	0	0	0	0	1	0.0
Simon Despres	2	0	0	0	-1	2	0	0	0	0	0	0.0
Mark Fistric	1	0	0	0	0	0	0	0	0	0	0	0.0
Rickard Rakell	1	0	0	0	0	0	0	0	0	0	2	0.0

Power Play: 1 - 10 (10%) **Penalty Killing:** 5 - 5 (100%)

Goaltender	GP	Min	GA	GAA	SO	W	L	OT	SA	SV%
Frederik Andersen	2	120	2	1.00	0	2	0	0	35	.943

SEASON IN REVIEW
ARIZONA COYOTES

@ BUF	Coyotes	Sabres	Attendance	Goaltenders	W. Goal
Mar 26, 2015	4 (OT)	3	19,070	Mike Smith / Matt Hackett	Sam Gagner

@ ARI	Coyotes	Sabres	Attendance	Goaltenders	W. Goal
Mar 30, 2015	1	4	13,612	Anders Lindback / Mike Smith	Andrej Meszaros

SABRES INDIVIDUAL SCORING

Player	GP	G	A	P	+/-	PIM	PP	SH	GW	EN	S	%
Brian Gionta	2	2	2	4	1	0	1	1	0	1	13	15.4
Andrej Meszaros	2	2	0	2	0	0	1	0	0	0	5	40.0
Rasmus Ristolainen	2	2	0	2	3	0	1	0	0	1	5	40.0
Tyler Ennis	1	1	1	2	1	0	0	0	0	0	4	25.0
Matt Moulson	2	0	2	2	2	2	0	0	0	0	5	0.0
Zach Bogosian	5	0	2	2	3	4	0	0	0	0	15	0.0
Mike Weber	2	0	1	1	1	4	0	0	0	0	4	0.0
Zac Dalpe	2	0	1	1	-1	0	0	0	0	0	5	0.0
Johan Larsson	2	0	1	1	1	0	0	0	0	0	3	0.0
Mikhail Grigorenko	2	0	1	1	-1	0	0	0	0	0	4	0.0
Nicolas Deslauriers	2	0	1	1	0	0	0	0	0	0	3	0.0
Andre Benoit	2	0	1	1	-2	0	0	0	0	0	0	0.0
Marcus Foligno	2	0	1	1	-1	0	0	0	0	0	3	0.0
Torrey Mitchell	1	0	0	0	0	0	0	0	0	0	0	0.0
Cody Hodgson	2	0	0	0	-1	0	0	0	0	0	4	0.0
Brian Flynn	1	0	0	0	0	0	0	0	0	0	5	0.0
Patrick Kaleta	2	0	0	0	-1	0	0	0	0	0	1	0.0
Matt Ellis	2	0	0	0	-1	0	0	0	0	0	0	0.0
Nikita Zadorov	2	0	0	0	-1	4	0	0	0	0	1	0.0
Tim Schaller	1	0	0	0	0	0	0	0	0	0	2	0.0
Philip Varone	2	0	0	0	0	0	0	0	0	0	1	0.0

Power Play: 3 - 6 (50%) **Penalty Killing:** 6 - 7 (85.7%)

Goaltender	GP	Min	GA	GAA	SO	W	L	OT	SA	SV%
Chad Johnson	1	60	1	1.00	0	1	0	0	28	.964
Anders Lindback	1	60	1	1.00	0	1	0	0	29	.966
Matt Hackett	1	60	4	3.99	0	0	0	1	42	.905

COYOTES INDIVIDUAL SCORING

Player	GP	G	A	P	+/-	PIM	PP	SH	GW	EN	S	%
Sam Gagner	2	1	2	3	0	0	1	0	0	0	4	25.0
Oliver Ekman-Larsson	2	1	1	2	0	0	0	0	0	0	5	20.0
Mark Arcobello	3	1	1	2	1	0	0	0	0	0	12	8.3
Connor Murphy	2	1	0	1	0	4	0	0	0	0	2	50.0
David Moss	2	1	0	1	2	0	0	0	0	0	3	33.3
Jordan Szwarz	2	1	0	1	-1	2	0	0	0	0	1	100.0
Keith Yandle	1	1	0	1	1	0	0	0	0	0	3	33.3
Martin Erat	2	0	1	1	1	0	0	0	0	0	3	0.0
John Moore	2	0	1	1	0	0	0	0	0	0	7	0.0
Craig Cunningham	3	0	1	1	-1	0	0	0	0	0	4	0.0
Kyle Chipchura	2	0	1	1	-1	0	0	0	0	0	6	0.0
Klas Dahlbeck	2	0	1	1	1	0	0	0	0	0	3	0.0
Tobias Rieder	2	0	0	0	-1	0	0	0	0	0	7	0.0
Rob Klinkhammer	1	0	0	0	-1	0	0	0	0	0	3	0.0
Joe Vitale	2	0	0	0	0	0	0	0	0	0	2	0.0
Shane Doan	2	0	0	0	-1	0	0	0	0	0	8	0.0
Tye McGinn	2	0	0	0	-1	4	0	0	0	0	3	0.0
Michael Stone	2	0	0	0	-1	2	0	0	0	0	6	0.0
Brandon Gormley	1	0	0	0	0	0	0	0	0	0	2	0.0
B.J. Crombeen	2	0	0	0	0	2	0	0	0	0	2	0.0
Andrew Campbell	1	0	0	0	0	0	0	0	0	0	0	0.0
Antoine Vermette	1	0	0	0	0	0	0	0	0	0	2	0.0

Power Play: 1 - 7 (14.3%) **Penalty Killing:** 3 - 6 (50%)

Goaltender	GP	Min	GA	GAA	SO	W	L	OT	SA	SV%
Devan Dubnyk	1	60	0	0.00	1	1	0	0	18	1.000
Mike Smith	2	120	5	2.51	0	1	1	0	69	.928

SEASON IN REVIEW
BOSTON BRUINS

@ BUF	Bruins	Sabres	Attendance	Goaltenders	W. Goal
Oct 18, 2014	4	0	18,685	Niklas Svedberg / Jhonas Enroth	Dougie Hamilton
Oct 30, 2014	3 (OT)	2	17,477	Niklas Svedberg / Jhonas Enroth	Brad Marchand

@ BOS	Bruins	Sabres	Attendance	Goaltenders	W. Goal
Dec 21, 2014	4 (OT)	3	17,565	Tuukka Rask / Jhonas Enroth	Loui Eriksson
Mar 17, 2015	1	2 (SO)	17,565	Anders Lindback / Niklas Svedberg	Tyler Ennis

SABRES INDIVIDUAL SCORING

Player	GP	G	A	P	+/-	PIM	PP	SH	GW	EN	S	%
Tyler Ennis	4	1	2	3	-4	2	0	0	0	0	7	14.3
Rasmus Ristolainen	4	2	0	2	-4	0	2	0	0	0	6	33.3
Drew Stafford	3	1	1	2	-2	0	1	0	0	0	8	12.5
Johan Larsson	2	0	2	2	0	0	0	0	0	0	4	0.0
Andrej Meszaros	2	1	0	1	-1	0	0	0	0	0	1	100.0
Tim Schaller	2	1	0	1	-1	0	0	0	0	0	3	33.3
Brian Gionta	4	0	1	1	-3	0	0	0	0	0	7	0.0
Torrey Mitchell	2	0	1	1	1	2	0	0	0	0	2	0.0
Zemgus Girgensons	3	0	1	1	-1	0	0	0	0	0	6	0.0
Brian Flynn	2	0	1	1	-1	0	0	0	0	0	3	0.0
Nicolas Deslauriers	4	0	1	1	-3	7	0	0	0	0	1	0.0
Chris Stewart	3	0	1	1	1	5	0	0	0	0	8	0.0
Tyler Myers	2	0	1	1	-1	0	0	0	0	0	7	0.0
Mark Pysyk	1	0	0	0	0	0	0	0	0	0	0	0.0
Josh Gorges	3	0	0	0	-4	0	0	0	0	0	1	0.0
Chad Ruhwedel	1	0	0	0	0	0	0	0	0	0	3	0.0
Mike Weber	3	0	0	0	-2	0	0	0	0	0	4	0.0
Cody McCormick	2	0	0	0	-1	2	0	0	0	0	0	0.0
Cody Hodgson	4	0	0	0	-3	4	0	0	0	0	7	0.0
Zac Dalpe	1	0	0	0	0	0	0	0	0	0	0	0.0
Sam Reinhart	1	0	0	0	0	0	0	0	0	0	0	0.0
Tyson Strachan	2	0	0	0	-2	0	0	0	0	0	3	0.0
Mikhail Grigorenko	1	0	0	0	1	0	0	0	0	0	2	0.0
Matt Moulson	3	0	0	0	-5	0	0	0	0	0	7	0.0
Matt Ellis	1	0	0	0	0	0	0	0	0	0	0	0.0
Zach Bogosian	1	0	0	0	-2	2	0	0	0	0	2	0.0
Jerry D'Amigo	1	0	0	0	0	0	0	0	0	0	2	0.0
Nikita Zadorov	2	0	0	0	0	0	0	0	0	0	0	0.0
Andre Benoit	4	0	0	0	-2	0	0	0	0	0	5	0.0
Marcus Foligno	4	0	0	0	-1	17	0	0	0	0	2	0.0
Philip Varone	1	0	0	0	0	2	0	0	0	0	0	0.0

Power Play: 3 - 13 (23.1%) **Penalty Killing:** 7 - 8 (87.5%)

Goaltender	GP	Min	GA	GAA	SO	W	L	OT	SA	SV%
Anders Lindback	1	64	1	0.93	0	1	0	0	45	.978
Chad Johnson	2	119	4	2.02	0	1	1	0	68	.941
Jhonas Enroth	3	183	11	3.60	0	0	1	2	110	.900

BRUINS INDIVIDUAL SCORING

Player	GP	G	A	P	+/-	PIM	PP	SH	GW	EN	S	%
Dougie Hamilton	4	3	3	6	6	2	1	0	0	0	13	23.1
Loui Eriksson	4	2	3	5	5	2	0	0	0	0	13	15.4
Brad Marchand	4	2	2	4	5	2	0	0	0	0	13	15.4
Carl Soderberg	4	1	3	4	5	2	0	0	0	0	11	9.1
Matt Fraser	3	1	2	3	3	0	0	0	0	0	2	50.0
Zdeno Chara	3	1	2	3	4	0	0	0	0	0	13	7.7
Brett Connolly	4	2	0	2	1	5	1	0	0	0	8	25.0
Chris Kelly	4	1	1	2	3	0	0	0	0	0	8	12.5
Adam McQuaid	3	1	1	2	2	2	0	0	0	0	5	20.0
Reilly Smith	4	0	2	2	4	2	0	0	0	0	6	0.0
Patrice Bergeron	4	0	2	2	4	2	0	0	0	0	16	0.0
Torey Krug	3	1	0	1	2	0	0	0	0	0	8	12.5
Milan Lucic	4	0	1	1	0	5	0	0	0	0	8	0.0
Craig Cunningham	3	0	1	1	-1	0	0	0	0	0	4	0.0
Max Talbot	2	0	1	1	1	0	0	0	0	0	2	0.0
Dennis Seidenberg	4	0	1	1	1	2	0	0	0	0	8	0.0
David Krejci	3	0	1	1	-1	4	0	0	0	0	6	0.0
Gregory Campbell	4	0	0	0	0	2	0	0	0	0	3	0.0
Simon Gagne	2	0	0	0	1	0	0	0	0	0	4	0.0
Daniel Paille	4	0	0	0	0	0	0	0	0	0	3	0.0
Jordan Caron	1	0	0	0	0	0	0	0	0	0	0	0.0
Matt Bartkowski	2	0	0	0	0	20	0	0	0	0	3	0.0
Joe Morrow	1	0	0	0	1	2	0	0	0	0	4	0.0
Ryan Spooner	1	0	0	0	0	0	0	0	0	0	1	0.0
Seth Griffith	1	0	0	0	-1	0	0	0	0	0	1	0.0
Zach Trotman	1	0	0	0	0	0	0	0	0	0	3	0.0
David Warsofsky	1	0	0	0	-1	0	0	0	0	0	0	0.0
Kevan Miller	2	0	0	0	0	5	0	0	0	0	1	0.0
David Pastrnak	1	0	0	0	0	0	0	0	0	0	0	0.0

Power Play: 1 - 8 (12.5%) **Penalty Killing:** 10 - 13 (76.9%)

Goaltender	GP	Min	GA	GAA	SO	W	L	OT	SA	SV%
Niklas Svedberg	3	186	3	0.97	1	2	0	1	71	.958
Tuukka Rask	1	62	3	2.91	0	1	0	0	28	.893

SEASON IN REVIEW
CALGARY FLAMES

@ BUF	Flames	Sabres	Attendance	Goaltenders	W. Goal
Dec 11, 2014	3	4	18,208	Jhonas Enroth / Karri Ramo	Matt Moulson

@ CGY	Flames	Sabres	Attendance	Goaltenders	W. Goal
Jan 27, 2015	4	1	18,563	Jonas Hiller / Jhonas Enroth	Josh Jooris

SABRES INDIVIDUAL SCORING

Player	GP	G	A	P	+/-	PIM	PP	SH	GW	EN	S	%
Tyler Ennis	2	0	4	4	1	4	0	0	0	0	2	0.0
Matt Moulson	2	2	0	2	1	0	0	0	0	0	6	33.3
Drew Stafford	3	1	1	2	3	0	0	0	0	0	6	16.7
Zemgus Girgensons	2	1	1	2	1	0	0	0	0	0	3	33.3
Chris Stewart	3	1	1	2	0	5	1	0	0	0	11	9.1
Marcus Foligno	1	1	0	1	1	2	0	0	0	0	1	100.0
Josh Gorges	2	0	1	1	-1	2	0	0	0	0	0	0.0
Nicolas Deslauriers	2	0	1	1	1	2	0	0	0	0	0	0.0
Tyler Myers	2	0	1	1	-1	0	0	0	0	0	2	0.0
Mike Weber	2	0	0	0	-1	2	0	0	0	0	3	0.0
Cody McCormick	1	0	0	0	0	0	0	0	0	0	1	0.0
Brian Gionta	2	0	0	0	-2	0	0	0	0	0	2	0.0
Torrey Mitchell	2	0	0	0	-4	2	0	0	0	0	0	0.0
Cody Hodgson	1	0	0	0	0	0	0	0	0	0	1	0.0
Tyson Strachan	1	0	0	0	-1	0	0	0	0	0	1	0.0
Brian Flynn	2	0	0	0	-2	2	0	0	0	0	3	0.0
Patrick Kaleta	2	0	0	0	0	0	0	0	0	0	2	0.0
Matt Ellis	1	0	0	0	0	0	0	0	0	0	1	0.0
Andrej Meszaros	1	0	0	0	-2	0	0	0	0	0	0	0.0
Zach Bogosian	2	0	0	0	-2	0	0	0	0	0	1	0.0
Nikita Zadorov	1	0	0	0	2	0	0	0	0	0	0	0.0
Rasmus Ristolainen	2	0	0	0	0	0	0	0	0	0	0	0.0
Andre Benoit	1	0	0	0	1	0	0	0	0	0	0	0.0

Power Play: 1 - 4 (25%) **Penalty Killing:** 6 - 8 (75%)

Goaltender	GP	Min	GA	GAA	SO	W	L	OT	SA	SV%
Jhonas Enroth	3	142	7	2.96	0	1	1	0	81	.914

FLAMES INDIVIDUAL SCORING

Player	GP	G	A	P	+/-	PIM	PP	SH	GW	EN	S	%
Curtis Glencross	3	2	3	5	2	0	1	0	0	0	8	25.0
Joe Colborne	2	1	2	3	3	4	0	0	0	0	1	100.0
Jiri Hudler	2	0	3	3	3	0	0	0	0	0	6	0.0
Johnny Gaudreau	2	2	0	2	1	0	1	0	0	0	7	28.6
Mark Giordano	2	1	1	2	-1	2	1	0	0	0	10	10.0
Sean Monahan	2	1	1	2	2	0	0	0	0	0	3	33.3
Josh Jooris	2	1	1	2	0	0	0	0	0	0	3	33.3
David Jones	2	1	0	1	-2	0	0	0	0	0	6	16.7
Dennis Wideman	2	0	1	1	1	0	0	0	0	0	7	0.0
Tj Brodie	2	0	1	1	0	2	0	0	0	0	2	0.0
Raphael Diaz	2	0	1	1	1	0	0	0	0	0	2	0.0
Kris Russell	2	0	0	0	1	0	0	0	0	0	4	0.0
Mikael Backlund	1	0	0	0	0	0	0	0	0	0	5	0.0
Lance Bouma	2	0	0	0	-2	0	0	0	0	0	1	0.0
Matt Stajan	1	0	0	0	0	0	0	0	0	0	0	0.0
Mason Raymond	2	0	0	0	1	0	0	0	0	0	3	0.0
Brandon Bollig	2	0	0	0	-2	5	0	0	0	0	4	0.0
Deryk Engelland	2	0	0	0	0	0	0	0	0	0	3	0.0
Paul Byron	2	0	0	0	0	0	0	0	0	0	3	0.0
Markus Granlund	1	0	0	0	-1	0	0	0	0	0	2	0.0

Power Play: 2 - 8 (25%) **Penalty Killing:** 3 - 4 (75%)

Goaltender	GP	Min	GA	GAA	SO	W	L	OT	SA	SV%
Jonas Hiller	1	60	1	1.01	0	1	0	0	18	.944
Karri Ramo	1	59	4	4.10	0	0	1	0	19	.789

@ BUF	Hurricanes	Sabres	Attendance	Goaltenders	W. Goal
Apr 6, 2015	3	4	19,070	Anders Lindback / Cam Ward	Tyler Ennis

@ CAR	Hurricanes	Sabres	Attendance	Goaltenders	W. Goal
Oct 14, 2014	3	4 (SO)	14,930	Jhonas Enroth / Cam Ward	Zemgus Girgensons
Jan 8, 2015	5	2	9,781	Cam Ward / Jhonas Enroth	Eric Staal

SABRES INDIVIDUAL SCORING

Player	GP	G	A	P	+/-	PIM	PP	SH	GW	EN	S	%
Brian Gionta	2	1	2	3	2	0	0	0	0	0	7	14.3
Zach Bogosian	3	0	3	3	3	4	0	0	0	0	4	0.0
Marcus Foligno	2	2	0	2	2	0	0	0	0	0	5	40.0
Philip Varone	2	2	0	2	0	0	0	0	0	0	3	66.7
Johan Larsson	1	1	1	2	2	0	0	0	0	0	1	100.0
Tyler Ennis	3	1	1	2	0	0	0	0	0	0	8	12.5
Tyson Strachan	3	0	2	2	0	2	0	0	0	0	4	0.0
Chris Stewart	3	0	2	2	0	0	0	0	0	0	3	0.0
Torrey Mitchell	1	1	0	1	0	2	0	0	0	0	1	100.0
Mikhail Grigorenko	2	1	0	1	0	0	0	0	0	0	2	50.0
Mike Weber	2	0	1	1	-1	0	0	0	0	0	1	0.0
Cody Hodgson	3	0	1	1	-1	0	0	0	0	0	6	0.0
Matt Moulson	3	0	1	1	1	0	0	0	0	0	1	0.0
Josh Gorges	2	0	0	0	1	0	0	0	0	0	5	0.0
Cody McCormick	2	0	0	0	-1	0	0	0	0	0	1	0.0
Drew Stafford	1	0	0	0	-2	2	0	0	0	0	3	0.0
Zac Dalpe	1	0	0	0	-2	0	0	0	0	0	2	0.0
Sam Reinhart	1	0	0	0	0	0	0	0	0	0	0	0.0
Zemgus Girgensons	2	0	0	0	1	0	0	0	0	0	2	0.0
Brian Flynn	1	0	0	0	0	0	0	0	0	0	2	0.0
Patrick Kaleta	2	0	0	0	-2	0	0	0	0	0	0	0.0
Matt Ellis	1	0	0	0	-1	0	0	0	0	0	0	0.0
Andrej Meszaros	1	0	0	0	0	0	0	0	0	0	1	0.0
Nicolas Deslauriers	3	0	0	0	-1	2	0	0	0	0	3	0.0
Nikita Zadorov	2	0	0	0	-2	0	0	0	0	0	3	0.0
Rasmus Ristolainen	3	0	0	0	-3	0	0	0	0	0	2	0.0
Tyler Myers	2	0	0	0	1	2	0	0	0	0	4	0.0
Tim Schaller	1	0	0	0	-1	0	0	0	0	0	1	0.0
Andre Benoit	2	0	0	0	0	2	0	0	0	0	1	0.0

Power Play: 0 - 6 (0%) **Penalty Killing:** 5 - 6 (83.3%)

Goaltender	GP	Min	GA	GAA	SO	W	L	OT	SA	SV%
Chad Johnson	3	177	9	3.04	0	2	1	0	103	.913
Jhonas Enroth	2	125	8	3.84	0	1	1	0	56	.857
Anders Lindback	2	82	5	3.68	0	1	1	0	61	.918

HURRICANES INDIVIDUAL SCORING

Player	GP	G	A	P	+/-	PIM	PP	SH	GW	EN	S	%
Eric Staal	2	2	1	3	0	2	0	0	0	0	8	25.0
Riley Nash	2	2	1	3	3	0	0	0	0	0	7	28.6
John-Michael Liles	3	0	3	3	1	2	0	0	0	0	4	0.0
Zach Boychuk	1	1	1	2	2	0	0	0	0	0	2	50.0
Chris Terry	2	1	1	2	2	2	0	0	0	0	3	33.3
Alexander Semin	3	1	1	2	3	0	0	0	0	0	9	11.1
Jiri Tlusty	2	1	1	2	1	2	1	0	0	0	4	25.0
Ryan Murphy	2	0	2	2	3	2	0	0	0	0	3	0.0
Jay McClement	3	0	2	2	-2	0	0	0	0	0	3	0.0
Justin Faulk	3	0	2	2	-1	0	0	0	0	0	10	0.0
Patrick Dwyer	2	1	0	1	-1	0	0	0	0	0	2	50.0
Victor Rask	3	1	0	1	1	0	0	0	0	0	7	14.3
Jeff Skinner	2	1	0	1	2	0	0	0	0	0	6	16.7
Nathan Gerbe	3	0	1	1	1	0	0	0	0	0	12	0.0
Jay Harrison	1	0	1	1	1	0	0	0	0	0	3	0.0
Ron Hainsey	3	0	1	1	-2	0	0	0	0	0	1	0.0
Tim Gleason	4	0	0	0	3	0	0	0	0	0	3	0.0
Andrej Sekera	2	0	0	0	-1	0	0	0	0	0	0	0.0
Jordan Staal	2	0	0	0	0	0	0	0	0	0	5	0.0
Andrej Nestrasil	1	0	0	0	-1	0	0	0	0	0	1	0.0
Elias Lindholm	3	0	0	0	-1	0	0	0	0	0	3	0.0
Brad Malone	3	0	0	0	-3	2	0	0	0	0	5	0.0
Patrick Brown	1	0	0	0	-2	0	0	0	0	0	1	0.0
Danny Biega	1	0	0	0	-1	0	0	0	0	0	1	0.0
Michal Jordan	1	0	0	0	0	0	0	0	0	0	4	0.0
Brett Bellemore	1	0	0	0	1	0	0	0	0	0	1	0.0

Power Play: 1 - 6 (16.7%) **Penalty Killing:** 6 - 6 (100%)

Goaltender	GP	Min	GA	GAA	SO	W	L	OT	SA	SV%
Cam Ward	3	183	9	2.95	0	1	1	1	71	.873

SEASON IN REVIEW
CHICAGO BLACKHAWKS

@ BUF	Blackhawks	Sabres	Attendance	Goaltenders	W. Goal
Apr 3, 2015	4	3	19,070	Scott Darling / Anders Lindback	Jonathan Toews

@ CHI	Blackhawks	Sabres	Attendance	Goaltenders	W. Goal
Oct 11, 2014	6	2	22,012	Corey Crawford / Jhonas Enroth	Patrick Kane

SABRES INDIVIDUAL SCORING

Player	GP	G	A	P	+/-	PIM	PP	SH	GW	EN	S	%
Zach Bogosian	4	1	2	3	-1	2	0	0	0	0	8	12.5
Drew Stafford	2	0	3	3	0	0	0	0	0	0	7	0.0
Rasmus Ristolainen	2	0	3	3	-1	0	0	0	0	0	2	0.0
Marcus Foligno	2	2	0	2	1	0	0	0	0	0	5	40.0
Tyler Ennis	2	1	1	2	-2	0	0	1	0	0	3	33.3
Johan Larsson	1	1	0	1	-2	2	1	0	0	0	4	25.0
Zemgus Girgensons	1	1	0	1	0	0	0	0	0	0	3	33.3
Brian Gionta	2	0	1	1	-4	0	0	0	0	0	2	0.0
Andrej Meszaros	2	0	1	1	-4	2	0	0	0	0	3	0.0
Chris Stewart	2	0	1	1	-2	0	0	0	0	0	4	0.0
Tyler Myers	2	0	1	1	0	2	0	0	0	0	3	0.0
Josh Gorges	1	0	0	0	0	0	0	0	0	0	0	0.0
Mike Weber	1	0	0	0	1	0	0	0	0	0	1	0.0
Cody McCormick	1	0	0	0	0	0	0	0	0	0	1	0.0
Torrey Mitchell	1	0	0	0	0	0	0	0	0	0	0	0.0
Cody Hodgson	2	0	0	0	-5	0	0	0	0	0	3	0.0
Zac Dalpe	1	0	0	0	-2	0	0	0	0	0	4	0.0
Sam Reinhart	1	0	0	0	-1	0	0	0	0	0	1	0.0
Tyson Strachan	1	0	0	0	0	5	0	0	0	0	0	0.0
Mikhail Grigorenko	1	0	0	0	1	0	0	0	0	0	2	0.0
Matt Moulson	1	0	0	0	0	0	0	0	0	0	2	0.0
Patrick Kaleta	1	0	0	0	0	0	0	0	0	0	0	0.0
Matt Ellis	1	0	0	0	0	0	0	0	0	0	2	0.0
Nicolas Deslauriers	2	0	0	0	1	4	0	0	0	0	7	0.0
Nikita Zadorov	1	0	0	0	-2	2	0	0	0	0	0	0.0
Tim Schaller	1	0	0	0	0	0	0	0	0	0	2	0.0
Andre Benoit	2	0	0	0	-4	2	0	0	0	0	2	0.0
Philip Varone	1	0	0	0	-2	0	0	0	0	0	2	0.0

Power Play: 1 - 7 (14.3%) **Penalty Killing:** 6 - 7 (85.7%)

Goaltender	GP	Min	GA	GAA	SO	W	L	OT	SA	SV%
Jhonas Enroth	1	60	6	6.00	0	0	1	0	47	.872
Michal Neuvirth	1	60	4	4.01	0	0	1	0	30	.867
Anders Lindback	1	59	4	4.05	0	0	1	0	36	.889

BLACKHAWKS INDIVIDUAL SCORING

Player	GP	G	A	P	+/-	PIM	PP	SH	GW	EN	S	%
Brandon Saad	2	0	5	5	4	2	0	0	0	0	7	0.0
Jonathan Toews	2	2	2	4	3	0	0	0	0	0	3	66.7
Andrew Shaw	2	1	3	4	3	2	0	0	0	0	4	25.0
Duncan Keith	2	2	0	2	2	0	0	0	0	0	7	28.6
Patrick Sharp	2	2	0	2	0	0	1	0	0	0	10	20.0
Marian Hossa	2	1	1	2	2	0	0	1	0	0	7	14.3
Patrick Kane	1	1	1	2	1	0	0	0	0	0	5	20.0
Daniel Carcillo	1	1	0	1	1	2	0	0	0	0	5	20.0
Niklas Hjalmarsson	2	0	1	1	1	2	0	0	0	0	1	0.0
David Rundblad	2	0	1	1	4	0	0	0	0	0	2	0.0
Brent Seabrook	2	0	1	1	1	0	0	0	0	0	6	0.0
Klas Dahlbeck	2	0	1	1	1	0	0	0	0	0	3	0.0
Brad Richards	2	0	1	1	-1	0	0	0	0	0	5	0.0
Jeremy Morin	2	0	0	0	0	0	0	0	0	0	7	0.0
Andrew Desjardins	3	0	0	0	0	7	0	0	0	0	4	0.0
Marcus Kruger	2	0	0	0	0	2	0	0	0	0	6	0.0
Ben Smith	1	0	0	0	0	0	0	0	0	0	1	0.0
Kris Versteeg	1	0	0	0	0	2	0	0	0	0	2	0.0
Johnny Oduya	2	0	0	0	4	0	0	0	0	0	1	0.0
Bryan Bickell	2	0	0	0	1	2	0	0	0	0	2	0.0
Tim Erixon	3	0	0	0	1	0	0	0	0	0	6	0.0
Adam Clendening	1	0	0	0	-2	0	0	0	0	0	3	0.0
Kimmo Timonen	1	0	0	0	-1	2	0	0	0	0	0	0.0
Trevor van Riemsdyk	1	0	0	0	0	0	0	0	0	0	2	0.0
Antoine Vermette	1	0	0	0	0	0	0	0	0	0	2	0.0
Teuvo Teravainen	1	0	0	0	1	0	0	0	0	0	1	0.0

Power Play: 1 - 7 (14.3%) **Penalty Killing:** 6 - 7 (85.7%)

Goaltender	GP	Min	GA	GAA	SO	W	L	OT	SA	SV%
Corey Crawford	1	60	2	2.01	0	1	0	0	23	.913
Scott Darling	1	60	3	3.01	0	1	0	0	38	.921

SEASON IN REVIEW
COLORADO AVALANCHE

@ BUF	Avalanche	Sabres	Attendance	Goaltenders	W. Goal
Dec 20, 2014	5	1	18,831	Calvin Pickard / Jhonas Enroth	Cody McLeod

@ COL	Avalanche	Sabres	Attendance	Goaltenders	W. Goal
Mar 28, 2015	5	3	18,007	Semyon Varlamov / Matt Hackett	Matt Duchene

SABRES INDIVIDUAL SCORING

Player	GP	G	A	P	+/-	PIM	PP	SH	GW	EN	S	%
Andrej Meszaros	2	2	0	2	-1	0	0	0	0	0	6	33.3
Johan Larsson	2	1	1	2	-1	2	0	0	0	0	5	20.0
Chris Stewart	2	1	1	2	1	5	0	0	0	0	4	25.0
Rasmus Ristolainen	2	1	1	2	1	0	0	0	0	0	5	20.0
Zac Dalpe	1	0	1	1	0	0	0	0	0	0	4	0.0
Zach Bogosian	3	0	1	1	-4	6	0	0	0	0	6	0.0
Andre Benoit	2	0	1	1	-3	2	0	0	0	0	2	0.0
Marcus Foligno	2	0	1	1	-1	0	0	0	0	0	3	0.0
Josh Gorges	1	0	0	0	0	0	0	0	0	0	0	0.0
Mike Weber	1	0	0	0	0	0	0	0	0	0	0	0.0
Brian Gionta	2	0	0	0	-4	0	0	0	0	0	6	0.0
Drew Stafford	2	0	0	0	-2	0	0	0	0	0	4	0.0
Cody Hodgson	2	0	0	0	0	0	0	0	0	0	9	0.0
Tyson Strachan	1	0	0	0	-2	0	0	0	0	0	0	0.0
Mikhail Grigorenko	2	0	0	0	-1	0	0	0	0	0	3	0.0
Matt Moulson	1	0	0	0	-1	0	0	0	0	0	2	0.0
Zemgus Girgensons	1	0	0	0	-1	0	0	0	0	0	3	0.0
Brian Flynn	1	0	0	0	-1	0	0	0	0	0	1	0.0
Patrick Kaleta	2	0	0	0	-1	2	0	0	0	0	1	0.0
Matt Ellis	1	0	0	0	0	0	0	0	0	0	2	0.0
Nicolas Deslauriers	2	0	0	0	0	0	0	0	0	0	0	0.0
Nikita Zadorov	1	0	0	0	-3	2	0	0	0	0	1	0.0
Tyler Myers	2	0	0	0	0	0	0	0	0	0	5	0.0
Tim Schaller	1	0	0	0	0	0	0	0	0	0	0	0.0
Tyler Ennis	1	0	0	0	0	0	0	0	0	0	3	0.0
Philip Varone	1	0	0	0	-1	0	0	0	0	0	1	0.0

Power Play: 0 - 7 (0%) **Penalty Killing:** 3 - 4 (75%)

Goaltender	GP	Min	GA	GAA	SO	W	L	OT	SA	SV%
Chad Johnson	1	60	5	5.00	0	0	1	0	23	.783
Anders Lindback	2	80	7	5.26	0	0	1	0	59	.881
Matt Hackett	1	38	3	4.76	0	0	1	0	10	.700
Jhonas Enroth	2	113	8	4.25	0	0	2	0	52	.846

AVALANCHE INDIVIDUAL SCORING

Player	GP	G	A	P	+/-	PIM	PP	SH	GW	EN	S	%
Jarome Iginla	2	0	6	6	4	0	0	0	0	0	1	0.0
John Mitchell	2	2	1	3	4	2	1	0	0	0	6	33.3
Alex Tanguay	2	2	1	3	-1	0	0	0	0	1	3	66.7
Matt Duchene	2	1	2	3	4	0	0	0	0	0	4	25.0
Erik Johnson	1	1	1	2	2	0	0	0	0	0	2	50.0
Cody McLeod	2	1	1	2	2	2	0	1	0	0	6	16.7
Ryan O'Reilly	2	0	2	2	-1	2	0	0	0	0	2	0.0
Tyson Barrie	2	1	0	1	0	0	0	0	0	0	2	50.0
Brad Stuart	2	1	0	1	4	0	0	0	0	0	1	100.0
Marc-Andre Cliche	2	1	0	1	1	2	0	0	0	0	1	100.0
Zach Redmond	2	0	1	1	0	2	0	0	0	0	4	0.0
Max Talbot	2	0	1	1	1	0	0	0	0	0	2	0.0
Nathan MacKinnon	1	0	1	1	1	0	0	0	0	0	3	0.0
Dennis Everberg	1	0	1	1	1	0	0	0	0	0	0	0.0
Gabriel Landeskog	2	0	1	1	-2	4	0	0	0	0	2	0.0
Nick Holden	1	0	0	0	2	2	0	0	0	0	0	0.0
Nate Guenin	2	0	0	0	-2	0	0	0	0	0	2	0.0
Jan Hejda	2	0	0	0	4	0	0	0	0	0	2	0.0
Freddie Hamilton	1	0	0	0	0	0	0	0	0	0	0	0.0
Jordan Caron	1	0	0	0	0	0	0	0	0	0	0	0.0
Joey Hishon	1	0	0	0	0	0	0	0	0	0	2	0.0
Daniel Briere	1	0	0	0	0	0	0	0	0	0	1	0.0
Patrick Bordeleau	1	0	0	0	0	0	0	0	0	0	0	0.0

Power Play: 1 - 4 (25%) **Penalty Killing:** 7 - 7 (100%)

Goaltender	GP	Min	GA	GAA	SO	W	L	OT	SA	SV%
Semyon Varlamov	1	60	3	3.00	0	1	0	0	38	.921
Calvin Pickard	1	60	1	1.00	0	1	0	0	29	.966

SEASON IN REVIEW
COLUMBUS BLUE JACKETS

@ BUF	Blue Jackets	Sabres	Attendance	Goaltenders	W. Goal
Oct 9, 2014	3	1	18,215	Sergei Bobrovsky / Jhonas Enroth	Cam Atkinson

@ CBJ	Blue Jackets	Sabres	Attendance	Goaltenders	W. Goal
Feb 24, 2015	2	4	13,671	Michal Neuvirth / Anton Forsberg	Mark Pysyk
Apr 10, 2015	4	2	17,855	Sergei Bobrovsky / Anders Lindback	Cam Atkinson

SABRES INDIVIDUAL SCORING

Player	GP	G	A	P	+/-	PIM	PP	SH	GW	EN	S	%
Zemgus Girgensons	2	2	1	3	1	0	0	1	0	0	3	66.7
Marcus Foligno	3	0	3	3	2	0	0	0	0	0	3	0.0
Brian Gionta	3	1	1	2	-1	2	1	0	0	0	10	10.0
Zach Bogosian	4	0	2	2	-4	6	0	0	0	0	3	0.0
Mark Pysyk	1	1	0	1	3	2	0	0	0	0	1	100.0
Cody Hodgson	3	1	0	1	0	0	0	0	0	0	5	20.0
Mikhail Grigorenko	1	1	0	1	1	0	0	0	0	0	4	25.0
Chris Stewart	2	1	0	1	0	4	1	0	0	0	9	11.1
Brian Flynn	1	0	1	1	2	0	0	0	0	0	3	0.0
Andrej Meszaros	3	0	1	1	-2	0	0	0	0	0	6	0.0
Tyler Ennis	3	0	1	1	-4	0	0	0	0	0	6	0.0
Josh Gorges	1	0	0	0	0	2	0	0	0	0	0	0.0
Chad Ruhwedel	1	0	0	0	1	0	0	0	0	0	1	0.0
Mike Weber	1	0	0	0	0	2	0	0	0	0	0	0.0
Cody McCormick	1	0	0	0	-1	0	0	0	0	0	0	0.0
Drew Stafford	1	0	0	0	-1	0	0	0	0	0	1	0.0
Torrey Mitchell	2	0	0	0	-2	2	0	0	0	0	0	0.0
Zac Dalpe	1	0	0	0	0	0	0	0	0	0	0	0.0
Johan Larsson	2	0	0	0	-1	0	0	0	0	0	1	0.0
Sam Reinhart	1	0	0	0	0	0	0	0	0	0	0	0.0
Tyson Strachan	1	0	0	0	-2	0	0	0	0	0	0	0.0
Matt Moulson	3	0	0	0	-4	0	0	0	0	0	7	0.0
Jake McCabe	1	0	0	0	0	0	0	0	0	0	2	0.0
Patrick Kaleta	1	0	0	0	-1	0	0	0	0	0	0	0.0
Matt Ellis	2	0	0	0	0	0	0	0	0	0	1	0.0
Nicolas Deslauriers	3	0	0	0	-1	0	0	0	0	0	0	0.0
Nikita Zadorov	1	0	0	0	1	0	0	0	0	0	0	0.0
Rasmus Ristolainen	3	0	0	0	-1	2	0	0	0	0	7	0.0
Tyler Myers	1	0	0	0	0	2	0	0	0	0	1	0.0
Andre Benoit	2	0	0	0	-2	0	0	0	0	0	4	0.0
Philip Varone	1	0	0	0	-1	0	0	0	0	0	2	0.0

Power Play: 2 - 7 (29%) **Penalty Killing:** 8 - 9 (88.9%)

Goaltender	GP	Min	GA	GAA	SO	W	L	OT	SA	SV%
Chad Johnson	1	60	2	2.00	0	1	0	0	18	.889
Michal Neuvirth	1	60	2	2.00	0	1	0	0	47	.957
Jhonas Enroth	1	60	3	3.00	0	0	1	0	40	.925
Anders Lindback	2	117	7	3.60	0	0	2	0	59	.881

BLUE JACKETS INDIVIDUAL SCORING

Player	GP	G	A	P	+/-	PIM	PP	SH	GW	EN	S	%
Matt Calvert	3	2	1	3	1	0	0	0	0	0	10	20.0
Jack Johnson	3	0	3	3	3	0	0	0	0	0	9	0.0
Ryan Johansen	3	0	3	3	2	2	0	0	0	0	5	0.0
Cam Atkinson	3	2	0	2	1	0	1	0	0	0	10	20.0
William Karlsson	2	2	0	2	2	0	0	0	0	0	8	25.0
Nick Foligno	3	1	1	2	2	2	0	0	0	0	12	8.3
Brandon Dubinsky	2	0	2	2	1	2	0	0	0	0	1	0.0
David Savard	3	0	2	2	3	2	0	0	0	0	6	0.0
Kevin Connauton	1	1	0	1	0	0	0	0	0	0	3	33.3
Jack Skille	1	1	0	1	1	0	0	0	0	0	3	33.3
David Clarkson	2	1	0	1	1	2	0	0	0	0	4	25.0
Boone Jenner	1	1	0	1	1	0	0	0	0	1	6	16.7
Artem Anisimov	3	1	0	1	2	0	0	0	0	0	7	14.3
James Wisniewski	2	0	1	1	1	0	0	0	0	0	8	0.0
Michael Chaput	1	0	1	1	1	0	0	0	0	0	1	0.0
Jared Boll	2	0	1	1	0	2	0	0	0	0	1	0.0
Alexander Wennberg	3	0	1	1	0	2	0	0	0	0	11	0.0
Scott Hartnell	3	0	1	1	-1	4	0	0	0	0	11	0.0
Dalton Prout	2	0	1	1	0	0	0	0	0	0	1	0.0
Jeremy Morin	2	0	0	0	0	0	0	0	0	0	7	0.0
Corey Tropp	1	0	0	0	-1	0	0	0	0	0	0	0.0
Ryan Murray	1	0	0	0	0	0	0	0	0	0	0	0.0
Cody Goloubef	2	0	0	0	-2	0	0	0	0	0	1	0.0
Tim Erixon	3	0	0	0	1	0	0	0	0	0	6	0.0
Fedor Tyutin	3	0	0	0	0	2	0	0	0	0	1	0.0
Mark Letestu	3	0	0	0	-1	0	0	0	0	0	5	0.0
Marko Dano	3	0	0	0	1	0	0	0	0	0	6	0.0

Power Play: 1 - 9 (11.1%) **Penalty Killing:** 5 - 7 (71.4%)

Goaltender	GP	Min	GA	GAA	SO	W	L	OT	SA	SV%
Sergei Bobrovsky	2	120	3	1.50	0	2	0	0	47	.936
Anton Forsberg	1	57	4	4.18	0	0	1	0	31	.871

SEASON IN REVIEW
DALLAS STARS

@ BUF	Stars	Sabres	Attendance	Goaltenders	W. Goal
Feb 7, 2015	2	3	18,426	Jhonas Enroth / Anders Lindback	Zemgus Girgensons

@ DAL	Stars	Sabres	Attendance	Goaltenders	W. Goal
Mar 23, 2015	4	3	18,113	Kari Lehtonen / Anders Lindback	Cody Eakin

SABRES INDIVIDUAL SCORING

Player	GP	G	A	P	+/-	PIM	PP	SH	GW	EN	S	%
Matt Moulson	2	1	2	3	-1	0	0	0	0	0	3	33.3
Chris Stewart	1	0	3	3	2	0	0	0	0	0	1	0.0
Brian Gionta	2	2	0	2	-1	0	1	0	0	0	11	18.2
Zemgus Girgensons	1	1	1	2	1	0	0	0	0	0	2	50.0
Tyler Ennis	2	1	1	2	2	0	1	0	0	0	6	16.7
Tyler Myers	2	1	0	1	0	0	0	0	0	0	2	50.0
Johan Larsson	1	0	1	1	0	0	0	0	0	0	2	0.0
Mikhail Grigorenko	1	0	1	1	0	0	0	0	0	0	0	0.0
Nikita Zadorov	2	0	1	1	2	0	0	0	0	0	4	0.0
Marcus Foligno	1	0	1	1	0	0	0	0	0	0	1	0.0
Josh Gorges	1	0	0	0	1	2	0	0	0	0	1	0.0
Mike Weber	2	0	0	0	-1	2	0	0	0	0	1	0.0
Drew Stafford	2	0	0	0	1	2	0	0	0	0	3	0.0
Torrey Mitchell	1	0	0	0	-1	0	0	0	0	0	1	0.0
Cody Hodgson	2	0	0	0	0	2	0	0	0	0	3	0.0
Zac Dalpe	1	0	0	0	0	0	0	0	0	0	1	0.0
Tyson Strachan	2	0	0	0	-3	2	0	0	0	0	0	0.0
Brian Flynn	1	0	0	0	1	0	0	0	0	0	1	0.0
Patrick Kaleta	1	0	0	0	0	0	0	0	0	0	1	0.0
Matt Ellis	2	0	0	0	0	0	0	0	0	0	0	0.0
Andrej Meszaros	1	0	0	0	-1	0	0	0	0	0	0	0.0
Nicolas Deslauriers	2	0	0	0	-1	0	0	0	0	0	2	0.0
Zach Bogosian	2	0	0	0	-1	4	0	0	0	0	3	0.0
Rasmus Ristolainen	2	0	0	0	1	0	0	0	0	0	4	0.0
Tim Schaller	1	0	0	0	-1	0	0	0	0	0	2	0.0
Andre Benoit	1	0	0	0	0	0	0	0	0	0	1	0.0
Philip Varone	1	0	0	0	0	0	0	0	0	0	1	0.0

Power Play: 2 - 5 (40%) **Penalty Killing:** 3 - 5 (60%)

Goaltender	GP	Min	GA	GAA	SO	W	L	OT	SA	SV%
Chad Johnson	1	60	5	5.00	0	1	0	0	31	.839
Jhonas Enroth	1	60	2	2.00	0	1	0	0	40	.950
Anders Lindback	1	59	4	4.09	0	0	1	0	39	.897

STARS INDIVIDUAL SCORING

Player	GP	G	A	P	+/-	PIM	PP	SH	GW	EN	S	%
Jamie Benn	2	2	1	3	0	2	1	0	0	0	8	25.0
John Klingberg	2	0	3	3	0	0	0	0	0	0	1	0.0
Cody Eakin	2	2	0	2	-1	0	0	0	0	0	4	50.0
Patrick Eaves	2	1	1	2	2	0	0	0	0	0	4	25.0
Tyler Seguin	2	1	1	2	0	0	1	0	0	0	11	9.1
Kevin Connauton	1	1	0	1	0	0	0	0	0	0	3	33.3
Ryan Garbutt	1	0	1	1	0	2	0	0	0	0	5	0.0
Alex Goligoski	2	0	1	1	0	0	0	0	0	0	6	0.0
Patrik Nemeth	1	0	1	1	1	0	0	0	0	0	1	0.0
Ales Hemsky	2	0	1	1	0	0	0	0	0	0	5	0.0
Jason Spezza	2	0	1	1	1	0	0	0	0	0	4	0.0
Jyrki Jokipakka	2	0	0	0	0	0	0	0	0	0	2	0.0
Jason Demers	3	0	0	0	-3	0	0	0	0	0	1	0.0
Trevor Daley	1	0	0	0	0	0	0	0	0	0	0	0.0
Shawn Horcoff	2	0	0	0	0	0	0	0	0	0	2	0.0
Curtis McKenzie	1	0	0	0	0	0	0	0	0	0	0	0.0
Antoine Roussel	2	0	0	0	0	0	0	0	0	0	6	0.0
Colton Sceviour	2	0	0	0	0	2	0	0	0	0	7	0.0
Jordie Benn	2	0	0	0	0	0	0	0	0	0	4	0.0
Brett Ritchie	1	0	0	0	0	2	0	0	0	0	4	0.0
Vernon Fiddler	2	0	0	0	-1	0	0	0	0	0	3	0.0
Sergei Gonchar	3	0	0	0	-1	4	0	0	0	0	4	0.0
Erik Cole	1	0	0	0	-1	0	0	0	0	0	2	0.0

Power Play: 2 - 5 (40%) **Penalty Killing:** 3 - 5 (60%)

Goaltender	GP	Min	GA	GAA	SO	W	L	OT	SA	SV%
Kari Lehtonen	1	60	3	3.00	0	1	0	0	28	.893
Anders Lindback	1	58	3	3.11	0	0	1	0	24	.875

SEASON IN REVIEW
DETROIT RED WINGS

@ BUF	Red Wings	Sabres	Attendance	Goaltenders	W. Goal
Nov 2, 2014	2	3 (SO)	17,815	Michal Neuvirth / Jimmy Howard	Zemgus Girgensons
Jan 13, 2015	3	1	19,070	Petr Mrazek / Michal Neuvirth	Gustav Nyquist

@ DET	Red Wings	Sabres	Attendance	Goaltenders	W. Goal
Dec 23, 2014	6	3	20,027	Petr Mrazek / Michal Neuvirth	Tomas Tatar
Jan 18, 2015	6	4	20,027	Tom McCollum / Jhonas Enroth	Henrik Zetterberg

SABRES INDIVIDUAL SCORING

Player	GP	G	A	P	+/-	PIM	PP	SH	GW	EN	S	%
Drew Stafford	5	2	2	4	1	2	1	0	0	0	13	15.4
Tyler Ennis	4	2	2	4	1	0	0	0	0	0	9	22.2
Brian Flynn	5	1	3	4	-2	2	0	0	0	0	8	12.5
Chris Stewart	4	3	0	3	-2	0	1	0	0	0	8	37.5
Andre Benoit	3	1	1	2	3	2	0	1	0	0	3	33.3
Cody Hodgson	4	0	2	2	-1	0	0	0	0	0	1	0.0
Tyson Strachan	2	0	2	2	1	2	0	0	0	0	1	0.0
Nikita Zadorov	3	0	2	2	0	2	0	0	0	0	1	0.0
Tyler Myers	4	0	2	2	-4	4	0	0	0	0	9	0.0
Mike Weber	1	1	0	1	0	0	0	0	0	0	2	50.0
Nicolas Deslauriers	4	1	0	1	-1	2	0	0	0	0	8	12.5
Torrey Mitchell	4	0	1	1	2	0	0	0	0	0	0	0.0
Mikhail Grigorenko	1	0	1	1	0	0	0	0	0	0	1	0.0
Matt Moulson	3	0	1	1	1	2	0	0	0	0	5	0.0
Zemgus Girgensons	4	0	1	1	-1	2	0	0	0	0	7	0.0
Andrej Meszaros	4	0	1	1	4	6	0	0	0	0	3	0.0
Mark Pysyk	1	0	0	0	0	0	0	0	0	0	0	0.0
Josh Gorges	4	0	0	0	-6	2	0	0	0	0	1	0.0
Cody McCormick	1	0	0	0	0	0	0	0	0	0	0	0.0
Brian Gionta	1	0	0	0	1	2	0	0	0	0	1	0.0
Zac Dalpe	1	0	0	0	0	0	0	0	0	0	1	0.0
Johan Larsson	2	0	0	0	-1	2	0	0	0	0	0	0.0
Joel Armia	1	0	0	0	0	0	0	0	0	0	0	0.0
Patrick Kaleta	3	0	0	0	0	0	0	0	0	0	3	0.0
Matt Ellis	2	0	0	0	0	2	0	0	0	0	2	0.0
Zach Bogosian	1	0	0	0	-2	0	0	0	0	0	2	0.0
Rasmus Ristolainen	3	0	0	0	0	6	0	0	0	0	3	0.0
Tim Schaller	1	0	0	0	1	0	0	0	0	0	1	0.0
Philip Varone	2	0	0	0	-1	0	0	0	0	0	1	0.0

Power Play: 1 - 10 (10%) **Penalty Killing:** 11 - 18 (61.1%)

Goaltender	GP	Min	GA	GAA	SO	W	L	OT	SA	SV%
Michal Neuvirth	3	183	11	3.60	0	1	2	0	107	.897
Chad Johnson	1	60	4	4.00	0	0	1	0	19	.789
Jhonas Enroth	1	60	6	6.00	0	0	1	0	26	.769

RED WINGS INDIVIDUAL SCORING

Player	GP	G	A	P	+/-	PIM	PP	SH	GW	EN	S	%
Tomas Tatar	4	5	1	6	3	0	2	0	0	0	12	41.7
Henrik Zetterberg	4	4	2	6	2	2	1	0	0	0	18	22.2
Gustav Nyquist	4	2	4	6	-2	0	2	0	0	0	9	22.2
Pavel Datsyuk	4	1	4	5	2	2	0	0	0	0	15	6.7
Danny DeKeyser	4	1	4	5	2	2	0	0	0	0	2	50.0
Justin Abdelkader	4	0	4	4	0	0	0	0	0	0	10	0.0
Kyle Quincey	3	0	3	3	3	2	0	0	0	0	6	0.0
Brendan Smith	4	0	2	2	-4	2	0	0	0	0	7	0.0
Jakub Kindl	2	0	2	2	-2	0	0	0	0	0	2	0.0
Marek Zidlicky	2	0	2	2	0	0	0	0	0	0	5	0.0
Drew Miller	4	1	0	1	0	2	0	0	0	0	6	16.7
Darren Helm	4	1	0	1	0	2	0	1	0	0	9	11.1
Stephen Weiss	3	1	0	1	-2	2	1	0	0	0	2	50.0
Johan Franzen	2	1	0	1	-3	2	1	0	0	0	7	14.3
Riley Sheahan	4	0	1	1	0	0	0	0	0	0	2	0.0
Joakim Andersson	3	0	1	1	0	2	0	0	0	0	5	0.0
Tomas Jurco	2	0	1	1	2	0	0	0	0	0	4	0.0
Luke Glendening	4	0	1	1	0	0	0	0	0	0	4	0.0
Niklas Kronwall	4	0	1	1	3	0	0	0	0	0	5	0.0
Andrej Nestrasil	1	0	0	0	-1	0	0	0	0	0	1	0.0
Brian Lashoff	1	0	0	0	1	0	0	0	0	0	1	0.0
Jonathan Ericsson	4	0	0	0	2	2	0	0	0	0	3	0.0
Teemu Pulkkinen	2	0	0	0	-1	0	0	0	0	0	2	0.0
Xavier Ouellet	2	0	0	0	-2	0	0	0	0	0	2	0.0
Erik Cole	1	0	0	0	-1	0	0	0	0	0	2	0.0

Power Play: 7 - 18 (38.9%) **Penalty Killing:** 9 - 10 (90%)

Goaltender	GP	Min	GA	GAA	SO	W	L	OT	SA	SV%
Petr Mrazek	3	133	7	3.15	0	2	0	0	49	.857
Tom McCollum	1	46	1	1.31	0	1	0	0	8	.875
Jimmy Howard	1	65	2	1.85	0	0	0	1	21	.905

SEASON IN REVIEW
EDMONTON OILERS

@ BUF	Oilers	Sabres	Attendance	Goaltenders	W. Goal
Nov 7, 2014	3	2	17,490	Viktor Fasth / Michal Neuvirth	Boyd Gordon

@ EDM	Oilers	Sabres	Attendance	Goaltenders	W. Goal
Jan 29, 2015	3	2	16,839	Ben Scrivens / Jhonas Enroth	Anton Lander

SABRES INDIVIDUAL SCORING

Player	GP	G	A	P	+/-	PIM	PP	SH	GW	EN	S	%
Tyler Myers	4	3	0	3	3	4	1	0	0	0	6	50.0
Brian Gionta	2	0	3	3	3	2	0	0	0	0	5	0.0
Drew Stafford	4	2	0	2	-2	2	0	0	0	0	5	40.0
Rasmus Ristolainen	2	1	1	2	-2	0	0	0	0	0	5	20.0
Zemgus Girgensons	2	0	2	2	2	0	0	0	0	0	3	0.0
Matt Moulson	2	1	0	1	1	0	0	0	0	0	3	33.3
Torrey Mitchell	2	0	1	1	-1	0	0	0	0	0	2	0.0
Nicolas Deslauriers	2	0	1	1	-1	5	0	0	0	0	1	0.0
Josh Gorges	2	0	0	0	0	0	0	0	0	0	2	0.0
Mike Weber	1	0	0	0	1	2	0	0	0	0	2	0.0
Cody McCormick	1	0	0	0	0	0	0	0	0	0	3	0.0
Cody Hodgson	2	0	0	0	-2	0	0	0	0	0	4	0.0
Johan Larsson	1	0	0	0	0	0	0	0	0	0	1	0.0
Tyson Strachan	1	0	0	0	0	0	0	0	0	0	1	0.0
Brian Flynn	2	0	0	0	1	0	0	0	0	0	1	0.0
Patrick Kaleta	1	0	0	0	-1	0	0	0	0	0	0	0.0
Matt Ellis	1	0	0	0	-1	0	0	0	0	0	0	0.0
Andrej Meszaros	2	0	0	0	-1	4	0	0	0	0	2	0.0
Chris Stewart	2	0	0	0	-3	5	0	0	0	0	4	0.0
Zach Bogosian	1	0	0	0	0	0	0	0	0	0	3	0.0
Nikita Zadorov	1	0	0	0	0	0	0	0	0	0	0	0.0
Andre Benoit	1	0	0	0	-2	0	0	0	0	0	1	0.0
Tyler Ennis	2	0	0	0	-1	10	0	0	0	0	8	0.0

Power Play: 0 - 2 (0%) **Penalty Killing:** 5 - 5 (100%)

Goaltender	GP	Min	GA	GAA	SO	W	L	OT	SA	SV%
Anders Lindback	1	36	1	1.68	0	1	0	0	10	.900
Jhonas Enroth	1	59	3	3.03	0	0	1	0	34	.912
Michal Neuvirth	1	59	3	3.06	0	0	1	0	52	.942

OILERS INDIVIDUAL SCORING

Player	GP	G	A	P	+/-	PIM	PP	SH	GW	EN	S	%
Matt Fraser	3	1	2	3	3	0	0	0	0	0	2	50.0
Anton Lander	1	1	2	3	3	0	0	0	0	0	2	50.0
Teddy Purcell	2	0	3	3	1	0	0	0	0	0	3	0.0
Mark Arcobello	3	1	1	2	1	0	0	0	0	0	12	8.3
Boyd Gordon	2	1	0	1	0	2	0	0	0	0	5	20.0
Iiro Pakarinen	1	1	0	1	1	0	0	0	0	0	6	16.7
Oscar Klefbom	1	1	0	1	3	0	0	0	0	0	3	33.3
Mark Fayne	2	0	1	1	3	0	0	0	0	0	6	0.0
Nail Yakupov	2	0	1	1	0	0	0	0	0	0	6	0.0
Luke Gazdic	1	0	1	1	2	5	0	0	0	0	1	0.0
Matt Hendricks	2	0	1	1	0	2	0	0	0	0	6	0.0
David Perron	2	0	1	1	1	0	0	0	0	0	6	0.0
Jesse Joensuu	1	0	0	0	-1	0	0	0	0	0	1	0.0
Derek Roy	1	0	0	0	-1	0	0	0	0	0	1	0.0
Rob Klinkhammer	1	0	0	0	-1	0	0	0	0	0	3	0.0
Jordan Eberle	2	0	0	0	-1	0	0	0	0	0	6	0.0
Justin Schultz	2	0	0	0	3	0	0	0	0	0	1	0.0
Andrew Ference	1	0	0	0	-2	0	0	0	0	0	1	0.0
Keith Aulie	1	0	0	0	3	7	0	0	0	0	1	0.0
Jeff Petry	2	0	0	0	-4	0	0	0	0	0	4	0.0
Leon Draisaitl	1	0	0	0	0	0	0	0	0	0	2	0.0
Benoit Pouliot	2	0	0	0	-1	0	0	0	0	0	4	0.0
Martin Marincin	1	0	0	0	-1	0	0	0	0	0	1	0.0
Nikita Nikitin	2	0	0	0	-1	0	0	0	0	0	6	0.0
Ryan Nugent-Hopkins	2	0	0	0	-1	0	0	0	0	0	7	0.0

Power Play: 0 - 5 (0%) **Penalty Killing:** 2 - 2 (100%)

Goaltender	GP	Min	GA	GAA	SO	W	L	OT	SA	SV%
Ben Scrivens	1	60	2	2.00	0	1	0	0	20	.900
Viktor Fasth	1	60	2	2.00	0	1	0	0	31	.935

@ BUF	Panthers	Sabres	Attendance	Goaltenders	W. Goal
Oct 17, 2014	1	0	17,864	Roberto Luongo / Jhonas Enroth	Sean Bergenheim
Dec 13, 2014	3	4 (OT)	18,450	Jhonas Enroth / Al Montoya	Nikita Zadorov
Jan 2, 2015	2	0	19,070	Roberto Luongo / Michal Neuvirth	Brad Boyes

@ FLA	Panthers	Sabres	Attendance	Goaltenders	W. Goal
Dec 6, 2014	3	2	8,597	Roberto Luongo / Michal Neuvirth	Nick Bjugstad
Feb 28, 2015	5	3	10,374	Roberto Luongo / Michal Neuvirth	Scottie Upshall

SABRES INDIVIDUAL SCORING

Player	GP	G	A	P	+/-	PIM	PP	SH	GW	EN	S	%
Cody Hodgson	5	2	2	4	0	0	0	0	0	0	8	25.0
Drew Stafford	5	2	1	3	0	0	0	0	0	0	12	16.7
Nikita Zadorov	4	1	2	3	-1	0	0	0	0	0	6	16.7
Brian Gionta	4	2	0	2	-2	0	0	0	0	0	6	33.3
Torrey Mitchell	6	1	1	2	-4	0	0	0	0	0	10	10.0
Nicolas Deslauriers	5	0	2	2	0	2	0	0	0	0	5	0.0
Zach Bogosian	2	0	2	2	4	2	0	0	0	0	1	0.0
Andrej Meszaros	3	1	0	1	1	4	0	0	0	0	3	33.3
Marcus Foligno	4	1	0	1	-1	7	0	0	0	0	6	16.7
Josh Gorges	4	0	1	1	0	4	0	0	0	0	2	0.0
Mike Weber	4	0	1	1	-1	4	0	0	0	0	3	0.0
Johan Larsson	2	0	1	1	0	2	0	0	0	0	1	0.0
Matt Moulson	5	0	1	1	-2	0	0	0	0	0	22	0.0
Zemgus Girgensons	4	0	1	1	-1	2	0	0	0	0	5	0.0
Patrick Kaleta	2	0	1	1	1	0	0	0	0	0	2	0.0
Tyler Myers	4	0	1	1	2	0	0	0	0	0	10	0.0
Andre Benoit	5	0	1	1	2	0	0	0	0	0	3	0.0
Tyler Ennis	4	0	1	1	1	0	0	0	0	0	8	0.0
Cody McCormick	3	0	0	0	0	0	0	0	0	0	1	0.0
Zac Dalpe	1	0	0	0	0	2	0	0	0	0	0	0.0
Sam Reinhart	1	0	0	0	0	0	0	0	0	0	0	0.0
Tyson Strachan	1	0	0	0	-1	0	0	0	0	0	1	0.0
Mikhail Grigorenko	1	0	0	0	0	0	0	0	0	0	3	0.0
Brian Flynn	5	0	0	0	0	0	0	0	0	0	5	0.0
Matt Ellis	1	0	0	0	0	0	0	0	0	0	0	0.0
Chris Stewart	5	0	0	0	-1	4	0	0	0	0	8	0.0
Rasmus Ristolainen	5	0	0	0	-5	2	0	0	0	0	6	0.0
Philip Varone	1	0	0	0	1	0	0	0	0	0	1	0.0

Power Play: 0 - 13 (0%) **Penalty Killing:** 11 - 14 (78.6%)

Goaltender	GP	Min	GA	GAA	SO	W	L	OT	SA	SV%
Jhonas Enroth	3	153	4	1.57	0	2	1	0	73	.945
Michal Neuvirth	4	240	12	3.00	0	0	3	1	134	.910

PANTHERS INDIVIDUAL SCORING

Player	GP	G	A	P	+/-	PIM	PP	SH	GW	EN	S	%
Brad Boyes	5	2	5	7	5	0	0	0	0	0	12	16.7
Jussi Jokinen	5	1	4	5	0	0	0	0	0	0	12	8.3
Nick Bjugstad	5	3	1	4	2	4	1	0	0	0	22	13.6
Sean Bergenheim	4	2	2	4	4	2	0	0	0	0	15	13.3
Aaron Ekblad	5	0	4	4	5	4	0	0	0	0	12	0.0
Brandon Pirri	4	2	0	2	-1	0	2	0	0	0	14	14.3
Jimmy Hayes	5	1	1	2	-3	2	0	0	0	0	13	7.7
Derek MacKenzie	5	1	1	2	2	2	0	0	0	1	4	25.0
Dmitry Kulikov	5	0	2	2	-2	2	0	0	0	0	1	0.0
Brian Campbell	5	0	2	2	5	0	0	0	0	0	8	0.0
Scottie Upshall	3	1	0	1	0	2	0	0	0	0	10	10.0
Tomas Kopecky	3	1	0	1	1	0	0	0	0	0	5	20.0
Tomas Fleischmann	3	0	1	1	2	0	0	0	0	0	5	0.0
Aleksander Barkov	3	0	1	1	-1	2	0	0	0	0	6	0.0
Shawn Thornton	2	0	1	1	-1	2	0	0	0	0	1	0.0
Dave Bolland	3	0	1	1	3	4	0	0	0	0	3	0.0
Steven Kampfer	1	0	0	0	-1	2	0	0	0	0	1	0.0
Dylan Olsen	4	0	0	0	0	0	0	0	0	0	4	0.0
Jonathan Huberdeau	5	0	0	0	-1	0	0	0	0	0	13	0.0
Vincent Trocheck	4	0	0	0	-4	0	0	0	0	0	7	0.0
Willie Mitchell	4	0	0	0	-3	0	0	0	0	0	3	0.0
Erik Gudbranson	4	0	0	0	1	7	0	0	0	0	3	0.0
Jaromir Jagr	3	0	0	0	-1	2	0	0	0	0	9	0.0
Alex Petrovic	1	0	0	0	-1	0	0	0	0	0	2	0.0
Shane O'Brien	1	0	0	0	0	0	0	0	0	0	1	0.0

Power Play: 3 - 14 (21.4%) **Penalty Killing:** 13 - 13 (100%)

Goaltender	GP	Min	GA	GAA	SO	W	L	OT	SA	SV%
Roberto Luongo	4	240	5	1.25	2	4	0	0	98	.949
Al Montoya	1	60	4	3.97	0	0	0	1	32	.875

SEASON IN REVIEW
LOS ANGELES KINGS

@ BUF	Kings	Sabres	Attendance	Goaltenders	W. Goal
Dec 9, 2014	0	1	18,438	Jhonas Enroth / Jonathan Quick	Tyler Ennis

@ LAK	Kings	Sabres	Attendance	Goaltenders	W. Goal
Oct 23, 2014	2	0	18,230	Jonathan Quick / Jhonas Enroth	Jeff Carter

SABRES INDIVIDUAL SCORING

Player	GP	G	A	P	+/-	PIM	PP	SH	GW	EN	S	%
Drew Stafford	3	1	1	2	-1	17	0	0	0	0	5	20.0
Chris Stewart	2	0	2	2	3	7	0	0	0	0	7	0.0
Zach Bogosian	2	1	0	1	0	2	0	0	0	0	4	25.0
Tyler Myers	3	1	0	1	0	11	0	0	0	0	3	33.3
Tyler Ennis	2	1	0	1	0	0	1	0	0	0	4	25.0
Matt Moulson	2	0	1	1	0	0	0	0	0	0	4	0.0
Josh Gorges	2	0	0	0	0	0	0	0	0	0	1	0.0
Mike Weber	2	0	0	0	0	0	0	0	0	0	0	0.0
Cody McCormick	2	0	0	0	0	0	0	0	0	0	2	0.0
Brian Gionta	2	0	0	0	0	0	0	0	0	0	3	0.0
Torrey Mitchell	3	0	0	0	0	2	0	0	0	0	1	0.0
Cody Hodgson	2	0	0	0	0	0	0	0	0	0	2	0.0
Zemgus Girgensons	2	0	0	0	0	2	0	0	0	0	3	0.0
Brian Flynn	2	0	0	0	0	0	0	0	0	0	0	0.0
Patrick Kaleta	1	0	0	0	0	0	0	0	0	0	2	0.0
Andrej Meszaros	1	0	0	0	0	0	0	0	0	0	3	0.0
Nicolas Deslauriers	2	0	0	0	0	0	0	0	0	0	2	0.0
Nikita Zadorov	2	0	0	0	0	2	0	0	0	0	1	0.0
Rasmus Ristolainen	2	0	0	0	0	0	0	0	0	0	2	0.0
Andre Benoit	2	0	0	0	0	0	0	0	0	0	1	0.0
Marcus Foligno	2	0	0	0	0	0	0	0	0	0	2	0.0

Power Play: 1 - 7 (14.3%) **Penalty Killing:** 3 - 5 (60%)

Goaltender	GP	Min	GA	GAA	SO	W	L	OT	SA	SV%
Chad Johnson	1	65	1	0.92	0	1	0	0	29	.966
Jhonas Enroth	2	120	2	1.00	1	1	1	0	73	.973

KINGS INDIVIDUAL SCORING

Player	GP	G	A	P	+/-	PIM	PP	SH	GW	EN	S	%
Jeff Carter	2	1	1	2	0	0	1	0	0	0	3	33.3
Anze Kopitar	2	1	0	1	0	0	1	0	0	0	6	16.7
Drew Doughty	2	0	1	1	0	2	0	0	0	0	2	0.0
Tyler Toffoli	2	0	1	1	0	0	0	0	0	0	7	0.0
Matt Greene	2	0	0	0	0	2	0	0	0	0	2	0.0
Brayden McNabb	2	0	0	0	0	7	0	0	0	0	2	0.0
Jake Muzzin	2	0	0	0	0	0	0	0	0	0	4	0.0
Andrej Sekera	2	0	0	0	-1	0	0	0	0	0	0	0.0
Mike Richards	2	0	0	0	0	2	0	0	0	0	0	0.0
Marian Gaborik	1	0	0	0	0	0	0	0	0	0	3	0.0
Kyle Clifford	1	0	0	0	0	2	0	0	0	0	1	0.0
Justin Williams	2	0	0	0	0	2	0	0	0	0	4	0.0
Andy Andreoff	1	0	0	0	0	5	0	0	0	0	1	0.0
Trevor Lewis	1	0	0	0	0	0	0	0	0	0	2	0.0
Dustin Brown	2	0	0	0	0	0	0	0	0	0	6	0.0
Alec Martinez	2	0	0	0	0	0	0	0	0	0	6	0.0
Jarret Stoll	2	0	0	0	0	0	0	0	0	0	5	0.0
Robyn Regehr	2	0	0	0	0	2	0	0	0	0	3	0.0
Tanner Pearson	2	0	0	0	0	2	0	0	0	0	5	0.0
Jordan Nolan	2	0	0	0	0	0	0	0	0	0	5	0.0
Dwight King	2	0	0	0	0	0	0	0	0	0	6	0.0

Power Play: 2 - 5 (40%) **Penalty Killing:** 6 - 7 (85.7%)

Goaltender	GP	Min	GA	GAA	SO	W	L	OT	SA	SV%
Jonathan Quick	2	119	1	0.51	1	1	1	0	45	.978

SEASON IN REVIEW
MINNESOTA WILD

@ BUF	Wild	Sabres	Attendance	Goaltenders	W. Goal
Jan 15, 2015	7	0	18,963	Devan Dubnyk / Jhonas Enroth	Zach Parise

@ MIN	Wild	Sabres	Attendance	Goaltenders	W. Goal
Nov 13, 2014	6	3	18,925	Niklas Backstrom / Jhonas Enroth	Nino Niederreiter

SABRES INDIVIDUAL SCORING

Player	GP	G	A	P	+/-	PIM	PP	SH	GW	EN	S	%
Drew Stafford	3	1	1	2	-1	2	0	0	0	0	4	25.0
Zemgus Girgensons	2	1	1	2	0	0	0	0	0	0	3	33.3
Torrey Mitchell	2	1	0	1	0	0	0	0	0	0	3	33.3
Rasmus Ristolainen	2	1	0	1	1	2	0	0	0	0	7	14.3
Matt Moulson	2	0	1	1	0	0	0	0	0	0	3	0.0
Nicolas Deslauriers	2	0	1	1	-2	5	0	0	0	0	2	0.0
Nikita Zadorov	2	0	1	1	3	0	0	0	0	0	2	0.0
Tyler Myers	3	0	1	1	-3	6	0	0	0	0	6	0.0
Tyler Ennis	2	0	1	1	1	0	0	0	0	0	5	0.0
Josh Gorges	1	0	0	0	-3	2	0	0	0	0	0	0.0
Mike Weber	2	0	0	0	-4	2	0	0	0	0	1	0.0
Cody McCormick	1	0	0	0	-2	0	0	0	0	0	1	0.0
Brian Gionta	1	0	0	0	0	0	0	0	0	0	3	0.0
Cody Hodgson	2	0	0	0	-2	0	0	0	0	0	1	0.0
Tyson Strachan	1	0	0	0	-2	0	0	0	0	0	1	0.0
Brian Flynn	2	0	0	0	-2	0	0	0	0	0	2	0.0
Patrick Kaleta	2	0	0	0	-3	4	0	0	0	0	2	0.0
Matt Ellis	1	0	0	0	-1	0	0	0	0	0	0	0.0
Andrej Meszaros	1	0	0	0	-3	0	0	0	0	0	0	0.0
Chris Stewart	2	0	0	0	-3	2	0	0	0	0	5	0.0
Zach Bogosian	2	0	0	0	0	0	0	0	0	0	0	0.0
Andre Benoit	1	0	0	0	-1	0	0	0	0	0	1	0.0
Philip Varone	1	0	0	0	-2	0	0	0	0	0	0	0.0

Power Play: 0 - 5 (0%) **Penalty Killing:** 6 - 10 (60%)

Goaltender	GP	Min	GA	GAA	SO	W	L	OT	SA	SV%
Chad Johnson	1	59	5	5.09	0	0	1	0	30	.833
Jhonas Enroth	3	180	18	6.01	0	0	3	0	110	.836

WILD INDIVIDUAL SCORING

Player	GP	G	A	P	+/-	PIM	PP	SH	GW	EN	S	%
Kyle Brodziak	2	2	2	4	4	0	0	1	0	0	5	40.0
Sean Bergenheim	4	2	2	4	4	2	0	0	0	0	15	13.3
Jason Pominville	2	0	4	4	0	0	0	0	0	0	4	0.0
Nino Niederreiter	2	3	0	3	2	0	1	0	0	1	6	50.0
Ryan Carter	2	1	2	3	3	0	0	0	0	0	1	100.0
Mikko Koivu	2	0	3	3	1	0	0	0	0	0	3	0.0
Jared Spurgeon	2	2	0	2	4	2	1	0	0	0	10	20.0
Zach Parise	1	1	1	2	2	0	0	0	0	0	6	16.7
Thomas Vanek	2	1	1	2	-1	2	1	0	0	0	9	11.1
Matt Dumba	2	1	1	2	3	5	0	0	0	0	3	33.3
Erik Haula	2	1	1	2	0	0	1	0	0	0	4	25.0
Charlie Coyle	2	0	2	2	2	0	0	0	0	0	2	0.0
Justin Fontaine	2	0	2	2	3	2	0	0	0	0	1	0.0
Matt Cooke	1	1	0	1	1	0	0	0	0	0	2	50.0
Christian Folin	2	0	1	1	2	0	0	0	0	0	4	0.0
Jonathon Blum	1	0	1	1	1	0	0	0	0	0	0	0.0
Ryan Suter	1	0	1	1	0	0	0	0	0	0	4	0.0
Mikael Granlund	1	0	1	1	1	0	0	0	0	0	2	0.0
Keith Ballard	1	0	0	0	0	0	0	0	0	0	0	0.0
Jordan Schroeder	1	0	0	0	0	2	0	0	0	0	2	0.0
Jason Zucker	2	0	0	0	-1	2	0	0	0	0	7	0.0
Jonas Brodin	1	0	0	0	1	0	0	0	0	0	1	0.0
Nate Prosser	2	0	0	0	1	0	0	0	0	0	0	0.0

Power Play: 4 - 10 (40%) **Penalty Killing:** 5 - 5 (100%)

Goaltender	GP	Min	GA	GAA	SO	W	L	OT	SA	SV%
Devan Dubnyk	1	60	0	0.00	1	1	0	0	18	1.000
Niklas Backstrom	1	53	1	1.13	0	1	0	0	26	.962
Darcy Kuemper	1	6	2	18.75	0	0	0	0	2	.000

SEASON IN REVIEW
MONTREAL CANADIENS

@ BUF	Canadiens	Sabres	Attendance	Goaltenders	W. Goal
Nov 5, 2014	2 (SO)	1	17,837	Dustin Tokarski / Michal Neuvirth	Pierre-Alexandre Parenteau
Nov 28, 2014	1	2	19,070	Jhonas Enroth / Carey Price	Matt Moulson

@ MTL	Canadiens	Sabres	Attendance	Goaltenders	W. Goal
Nov 29, 2014	3	4 (SO)	21,287	Jhonas Enroth / Dustin Tokarski	Brian Flynn
Feb 3, 2015	2	3	21,286	Jhonas Enroth / Carey Price	Brian Gionta

SABRES INDIVIDUAL SCORING

Player	GP	G	A	P	+/-	PIM	PP	SH	GW	EN	S	%
Tyler Ennis	4	1	3	4	-3	2	0	0	0	0	10	10.0
Drew Stafford	4	2	1	3	1	0	1	0	0	0	8	25.0
Matt Moulson	4	2	1	3	1	0	1	0	0	0	10	20.0
Tyler Myers	5	0	3	3	0	2	0	0	0	0	4	0.0
Brian Gionta	4	1	1	2	3	0	0	0	0	0	10	10.0
Zemgus Girgensons	4	1	1	2	-2	0	0	0	0	0	8	12.5
Torrey Mitchell	4	0	2	2	2	4	0	0	0	0	7	0.0
Brian Flynn	4	1	0	1	2	0	0	0	0	0	6	16.7
Chris Stewart	4	1	0	1	-2	5	0	0	0	0	9	11.1
Cody Hodgson	4	0	1	1	2	0	0	0	0	0	8	0.0
Nicolas Deslauriers	4	0	1	1	0	5	0	0	0	0	2	0.0
Nikita Zadorov	4	0	1	1	0	2	0	0	0	0	0	0.0
Rasmus Ristolainen	4	0	1	1	-1	0	0	0	0	0	4	0.0
Marcus Foligno	2	0	1	1	1	2	0	0	0	0	0	0.0
Josh Gorges	2	0	0	0	-1	0	0	0	0	0	3	0.0
Mike Weber	3	0	0	0	3	0	0	0	0	0	1	0.0
Cody McCormick	1	0	0	0	0	0	0	0	0	0	4	0.0
Johan Larsson	1	0	0	0	0	0	0	0	0	0	0	0.0
Tyson Strachan	4	0	0	0	2	0	0	0	0	0	5	0.0
Patrick Kaleta	3	0	0	0	-1	2	0	0	0	0	2	0.0
Matt Ellis	1	0	0	0	0	0	0	0	0	0	0	0.0
Andrej Meszaros	2	0	0	0	0	0	0	0	0	0	4	0.0
Zach Bogosian	1	0	0	0	-1	0	0	0	0	0	3	0.0
Tim Schaller	1	0	0	0	-1	0	0	0	0	0	1	0.0
Andre Benoit	1	0	0	0	0	0	0	0	0	0	0	0.0

Power Play: 2 - 10 (20%) **Penalty Killing:** 7 - 8 (87.5%)

Goaltender	GP	Min	GA	GAA	SO	W	L	OT	SA	SV%
Jhonas Enroth	3	185	6	1.95	0	3	0	0	109	.945
Chad Johnson	2	64	3	2.80	0	0	1	0	23	.870
Michal Neuvirth	2	123	3	1.46	0	0	1	1	61	.951

CANADIENS INDIVIDUAL SCORING

Player	GP	G	A	P	+/-	PIM	PP	SH	GW	EN	S	%
David Desharnais	4	1	2	3	3	2	0	0	0	0	8	12.5
Pierre-Alexandre Parenteau	3	2	0	2	0	0	1	0	0	0	10	20.0
Brandon Prust	4	1	1	2	2	34	0	0	0	0	5	20.0
Max Pacioretty	4	1	1	2	2	2	0	0	0	0	19	5.3
Dale Weise	4	0	2	2	1	0	0	0	0	0	7	0.0
P.K. Subban	4	0	2	2	0	0	0	0	0	0	11	0.0
Brendan Gallagher	4	1	0	1	-1	0	0	0	0	0	15	6.7
Lars Eller	4	1	0	1	-3	0	0	0	0	0	10	10.0
Bryan Allen	2	0	1	1	0	0	0	0	0	0	1	0.0
Devante Smith-Pelly	2	0	1	1	4	0	0	0	0	0	2	0.0
Alex Galchenyuk	4	0	1	1	-1	0	0	0	0	0	12	0.0
Jiri Sekac	4	0	1	1	-1	2	0	0	0	0	6	0.0
Alexei Emelin	4	0	1	1	-1	4	0	0	0	0	1	0.0
Andrei Markov	4	0	1	1	0	0	0	0	0	0	8	0.0
Tomas Plekanec	4	0	0	0	0	0	0	0	0	0	13	0.0
Eric Tangradi	2	0	0	0	-1	0	0	0	0	0	3	0.0
Manny Malhotra	3	0	0	0	-1	0	0	0	0	0	2	0.0
Jarred Tinordi	1	0	0	0	0	0	0	0	0	0	0	0.0
Jacob De La Rose	1	0	0	0	-2	0	0	0	0	0	0	0.0
Jeff Petry	2	0	0	0	-4	0	0	0	0	0	4	0.0
Nathan Beaulieu	2	0	0	0	-1	2	0	0	0	0	2	0.0
Gabriel Dumont	1	0	0	0	0	0	0	0	0	0	2	0.0
Mike Weaver	2	0	0	0	0	0	0	0	0	0	0	0.0
Michael Bournival	1	0	0	0	0	0	0	0	0	0	0	0.0
Sergei Gonchar	3	0	0	0	-1	4	0	0	0	0	4	0.0
Christian Thomas	1	0	0	0	-1	0	0	0	0	0	0	0.0
Tom Gilbert	2	0	0	0	1	0	0	0	0	0	2	0.0

Power Play: 1 - 8 (13%) **Penalty Killing:** 8 - 10 (80%)

Goaltender	GP	Min	GA	GAA	SO	W	L	OT	SA	SV%
Dustin Tokarski	2	130	4	1.85	0	1	0	1	58	.931
Carey Price	2	118	5	2.54	0	0	2	0	43	.884

SEASON IN REVIEW
NASHVILLE PREDATORS

@ BUF	Predators	Sabres	Attendance	Goaltenders	W. Goal
Feb 22, 2015	2 (SO)	1	19,070	Carter Hutton / Michal Neuvirth	Filip Forsberg

@ NSH	Predators	Sabres	Attendance	Goaltenders	W. Goal
Mar 21, 2015	3	0	17,113	Pekka Rinne / Matt Hackett	Taylor Beck

SABRES INDIVIDUAL SCORING

Player	GP	G	A	P	+/-	PIM	PP	SH	GW	EN	S	%
Drew Stafford	2	1	1	2	2	2	0	0	0	1	4	25.0
Chris Stewart	3	0	2	2	1	6	0	0	0	0	5	0.0
Tyler Ennis	2	1	0	1	1	0	0	0	0	0	8	12.5
Matt Moulson	2	0	1	1	1	0	0	0	0	0	6	0.0
Zemgus Girgensons	1	0	1	1	1	2	0	0	0	0	1	0.0
Tyler Myers	2	0	1	1	1	0	0	0	0	0	4	0.0
Mark Pysyk	1	0	0	0	0	0	0	0	0	0	1	0.0
Mike Weber	1	0	0	0	-1	0	0	0	0	0	0	0.0
Brian Gionta	2	0	0	0	-1	0	0	0	0	0	1	0.0
Torrey Mitchell	2	0	0	0	0	2	0	0	0	0	2	0.0
Cody Hodgson	2	0	0	0	0	0	0	0	0	0	3	0.0
Zac Dalpe	1	0	0	0	-1	0	0	0	0	0	1	0.0
Johan Larsson	2	0	0	0	0	2	0	0	0	0	0	0.0
Tyson Strachan	1	0	0	0	0	0	0	0	0	0	0	0.0
Mikhail Grigorenko	1	0	0	0	0	0	0	0	0	0	2	0.0
Jake McCabe	1	0	0	0	0	0	0	0	0	0	0	0.0
Brian Flynn	1	0	0	0	0	2	0	0	0	0	0	0.0
Matt Ellis	2	0	0	0	-1	0	0	0	0	0	4	0.0
Andrej Meszaros	2	0	0	0	0	2	0	0	0	0	2	0.0
Nicolas Deslauriers	2	0	0	0	-1	0	0	0	0	0	3	0.0
Zach Bogosian	4	0	0	0	-1	10	0	0	0	0	5	0.0
Jerry D'Amigo	1	0	0	0	0	0	0	0	0	0	1	0.0
Nikita Zadorov	1	0	0	0	-1	0	0	0	0	0	0	0.0
Rasmus Ristolainen	2	0	0	0	-1	0	0	0	0	0	5	0.0
Andre Benoit	2	0	0	0	0	2	0	0	0	0	0	0.0
Marcus Foligno	2	0	0	0	-1	0	0	0	0	0	1	0.0
Philip Varone	1	0	0	0	-1	0	0	0	0	0	0	0.0

Power Play: 0 - 7 (0%) **Penalty Killing:** 7 - 9 (77.8%)

Goaltender	GP	Min	GA	GAA	SO	W	L	OT	SA	SV%
Jhonas Enroth	2	124	4	1.93	0	2	0	0	61	.934
Michal Neuvirth	1	65	1	0.92	0	0	0	1	38	.974
Anders Lindback	1	59	3	3.03	0	0	1	0	32	.906
Matt Hackett	1	60	3	3.01	0	0	1	0	43	.930

PREDATORS INDIVIDUAL SCORING

Player	GP	G	A	P	+/-	PIM	PP	SH	GW	EN	S	%
Mark Arcobello	3	1	1	2	1	0	0	0	0	0	12	8.3
Ryan Ellis	1	0	2	2	2	0	0	0	0	0	3	0.0
Matt Cullen	2	0	2	2	1	2	0	0	0	0	5	0.0
Cody Franson	4	0	2	2	-2	0	0	0	0	0	9	0.0
Mike Fisher	2	1	0	1	1	0	0	0	0	0	2	50.0
Craig Smith	2	1	0	1	1	6	0	0	0	0	8	12.5
Taylor Beck	2	1	0	1	0	0	1	0	0	0	5	20.0
Mike Ribeiro	2	1	0	1	0	0	1	0	0	0	4	25.0
Seth Jones	2	0	1	1	0	0	0	0	0	0	4	0.0
Shea Weber	2	0	1	1	0	0	0	0	0	0	7	0.0
Mike Santorelli	4	0	1	1	2	4	0	0	0	0	11	0.0
Viktor Stalberg	1	0	1	1	1	0	0	0	0	0	0	0.0
Derek Roy	1	0	0	0	-1	0	0	0	0	0	1	0.0
Filip Forsberg	2	0	0	0	1	0	0	0	0	0	5	0.0
Mattias Ekholm	2	0	0	0	1	2	0	0	0	0	1	0.0
James Neal	1	0	0	0	0	0	0	0	0	0	3	0.0
Calle Jarnkrok	1	0	0	0	0	0	0	0	0	0	3	0.0
Eric Nystrom	1	0	0	0	-1	0	0	0	0	0	0	0.0
Paul Gaustad	2	0	0	0	0	0	0	0	0	0	1	0.0
Colin Wilson	1	0	0	0	0	2	0	0	0	0	5	0.0
Viktor Arvidsson	1	0	0	0	0	0	0	0	0	0	3	0.0
Gabriel Bourque	2	0	0	0	-1	0	0	0	0	0	4	0.0
Roman Josi	2	0	0	0	0	2	0	0	0	0	3	0.0
Anthony Bitetto	1	0	0	0	0	0	0	0	0	0	1	0.0

Power Play: 2 - 9 (22.2%) **Penalty Killing:** 7 - 7 (100%)

Goaltender	GP	Min	GA	GAA	SO	W	L	OT	SA	SV%
Pekka Rinne	1	60	0	0.00	1	1	0	0	24	1.000
Carter Hutton	1	65	1	0.93	0	1	0	0	17	.941

SEASON IN REVIEW
NEW JERSEY DEVILS

@ BUF	Devils	Sabres	Attendance	Goaltenders	W. Goal
Mar 20, 2015	3	1	19,070	Keith Kinkaid / Anders Lindback	Steve Bernier

@ NJD	Devils	Sabres	Attendance	Goaltenders	W. Goal
Jan 6, 2015	4	1	15,162	Cory Schneider / Jhonas Enroth	Jordin Tootoo
Feb 17, 2015	2 (SO)	1	13,517	Cory Schneider / Michal Neuvirth	Scott Gomez

SABRES INDIVIDUAL SCORING

Player	GP	G	A	P	+/-	PIM	PP	SH	GW	EN	S	%
Chris Stewart	3	1	2	3	0	7	0	0	0	0	8	12.5
Tyler Ennis	3	1	1	2	-1	0	0	0	0	0	10	10.0
Zach Bogosian	3	0	2	2	2	2	0	0	0	0	5	0.0
Mikhail Grigorenko	2	1	0	1	-3	0	1	0	0	0	1	100.0
Matt Moulson	3	1	0	1	-2	0	1	0	0	0	2	50.0
Brian Gionta	2	0	1	1	-1	2	0	0	0	0	6	0.0
Zemgus Girgensons	2	0	1	1	-1	0	0	0	0	0	4	0.0
Josh Gorges	1	0	0	0	-3	0	0	0	0	0	0	0.0
Mike Weber	3	0	0	0	-2	0	0	0	0	0	1	0.0
Cody McCormick	1	0	0	0	0	0	0	0	0	0	0	0.0
Torrey Mitchell	1	0	0	0	0	0	0	0	0	0	0	0.0
Cody Hodgson	3	0	0	0	-1	0	0	0	0	0	5	0.0
Zac Dalpe	1	0	0	0	0	0	0	0	0	0	2	0.0
Johan Larsson	2	0	0	0	0	0	0	0	0	0	6	0.0
Tyson Strachan	2	0	0	0	-3	0	0	0	0	0	3	0.0
Brian Flynn	2	0	0	0	-1	0	0	0	0	0	1	0.0
Patrick Kaleta	1	0	0	0	-1	0	0	0	0	0	0	0.0
Matt Ellis	2	0	0	0	0	0	0	0	0	0	3	0.0
Andrej Meszaros	2	0	0	0	0	0	0	0	0	0	1	0.0
Nicolas Deslauriers	3	0	0	0	-2	0	0	0	0	0	2	0.0
Jerry D'Amigo	1	0	0	0	-1	0	0	0	0	0	1	0.0
Nikita Zadorov	3	0	0	0	0	0	0	0	0	0	4	0.0
Rasmus Ristolainen	3	0	0	0	0	2	0	0	0	0	7	0.0
Tyler Myers	1	0	0	0	-2	2	0	0	0	0	0	0.0
Tim Schaller	1	0	0	0	0	0	0	0	0	0	1	0.0
Andre Benoit	2	0	0	0	-2	2	0	0	0	0	0	0.0
Marcus Foligno	2	0	0	0	-1	0	0	0	0	0	2	0.0
Philip Varone	2	0	0	0	-3	2	0	0	0	0	6	0.0

Power Play: 2 - 9 (22.2%) **Penalty Killing:** 7 - 8 (87.5%)

Goaltender	GP	Min	GA	GAA	SO	W	L	OT	SA	SV%
Michal Neuvirth	1	65	1	0.92	0	0	0	1	35	.971
Jhonas Enroth	1	60	3	3.01	0	0	1	0	27	.889
Anders Lindback	1	60	3	3.00	0	0	1	0	27	.889

DEVILS INDIVIDUAL SCORING

Player	GP	G	A	P	+/-	PIM	PP	SH	GW	EN	S	%
Patrik Elias	2	2	2	4	3	2	1	0	0	0	7	28.6
Adam Henrique	3	0	3	3	2	0	0	0	0	0	6	0.0
Steve Bernier	3	2	0	2	3	0	0	0	0	0	7	28.6
Jordin Tootoo	3	2	0	2	1	2	0	0	0	0	5	40.0
Travis Zajac	3	1	1	2	2	0	0	1	0	0	6	16.7
Mike Cammalleri	2	1	1	2	1	2	0	0	0	1	8	12.5
Scott Gomez	3	0	2	2	3	0	0	0	0	0	2	0.0
Marek Zidlicky	2	0	2	2	0	0	0	0	0	0	5	0.0
Adam Larsson	3	0	1	1	3	0	0	0	0	0	6	0.0
Mark Fraser	2	0	1	1	3	5	0	0	0	0	1	0.0
Andy Greene	3	0	0	0	3	2	0	0	0	0	5	0.0
Jon Merrill	3	0	0	0	0	0	0	0	0	0	3	0.0
Dainius Zubrus	3	0	0	0	0	4	0	0	0	0	1	0.0
Martin Havlat	1	0	0	0	1	0	0	0	0	0	1	0.0
Peter Harrold	2	0	0	0	0	0	0	0	0	0	1	0.0
Stephen Gionta	2	0	0	0	0	0	0	0	0	0	3	0.0
Tim Sestito	1	0	0	0	1	0	0	0	0	0	0	0.0
Tuomo Ruutu	3	0	0	0	0	0	0	0	0	0	0	0.0
Jacob Josefson	2	0	0	0	0	2	0	0	0	0	1	0.0
Michael Ryder	2	0	0	0	0	0	0	0	0	0	4	0.0
Eric Gelinas	2	0	0	0	1	0	0	0	0	0	10	0.0
Damon Severson	1	0	0	0	1	2	0	0	0	0	1	0.0
Seth Helgeson	1	0	0	0	1	0	0	0	0	0	1	0.0
Jaromir Jagr	3	0	0	0	-1	2	0	0	0	0	9	0.0

Power Play: 1 - 8 (13%) **Penalty Killing:** 7 - 9 (77.8%)

Goaltender	GP	Min	GA	GAA	SO	W	L	OT	SA	SV%
Cory Schneider	2	125	2	0.96	0	2	0	0	46	.957
Keith Kinkaid	1	60	1	1.00	0	1	0	0	29	.966

@ BUF	Islanders	Sabres	Attendance	Goaltenders	W. Goal
Dec 27, 2014	3	4 (SO)	19,070	Jhonas Enroth / Kevin Poulin	Tyler Ennis
Feb 8, 2015	3	2	18,900	Jaroslav Halak / Michal Neuvirth	Mikhail Grabovski

@ NYI	Islanders	Sabres	Attendance	Goaltenders	W. Goal
Apr 4, 2015	3	0	16,170	Jaroslav Halak / Andrey Makarov	Kyle Okposo

SABRES INDIVIDUAL SCORING

Player	GP	G	A	P	+/-	PIM	PP	SH	GW	EN	S	%
Drew Stafford	2	1	2	3	3	2	0	0	0	0	4	25.0
Nicolas Deslauriers	3	1	1	2	1	0	0	0	0	0	6	16.7
Marcus Foligno	2	1	1	2	2	0	0	0	0	0	4	25.0
Josh Gorges	2	0	2	2	1	0	0	0	0	0	0	0.0
Zemgus Girgensons	2	1	0	1	-3	2	0	1	0	0	4	25.0
Chris Stewart	3	1	0	1	-1	2	0	0	0	0	4	25.0
Brian Flynn	2	0	1	1	2	0	0	0	0	0	1	0.0
Patrick Kaleta	3	0	1	1	0	4	0	0	0	0	3	0.0
Nikita Zadorov	3	0	1	1	1	0	0	0	0	0	2	0.0
Mike Weber	2	0	0	0	-2	0	0	0	0	0	2	0.0
Cody McCormick	1	0	0	0	0	0	0	0	0	0	2	0.0
Brian Gionta	2	0	0	0	-1	0	0	0	0	0	2	0.0
Torrey Mitchell	2	0	0	0	0	0	0	0	0	0	0	0.0
Cody Hodgson	2	0	0	0	0	0	0	0	0	0	2	0.0
Zac Dalpe	1	0	0	0	0	0	0	0	0	0	1	0.0
Johan Larsson	2	0	0	0	-1	0	0	0	0	0	3	0.0
Tyson Strachan	2	0	0	0	-3	2	0	0	0	0	2	0.0
Mikhail Grigorenko	2	0	0	0	-1	0	0	0	0	0	3	0.0
Matt Moulson	2	0	0	0	-2	0	0	0	0	0	2	0.0
Matt Ellis	2	0	0	0	0	2	0	0	0	0	0	0.0
Andrej Meszaros	2	0	0	0	0	0	0	0	0	0	2	0.0
Zach Bogosian	1	0	0	0	-1	0	0	0	0	0	4	0.0
Rasmus Ristolainen	3	0	0	0	0	0	0	0	0	0	3	0.0
Tyler Myers	1	0	0	0	1	6	0	0	0	0	0	0.0
Tim Schaller	1	0	0	0	0	0	0	0	0	0	0	0.0
Andre Benoit	2	0	0	0	-1	0	0	0	0	0	1	0.0
Tyler Ennis	3	0	0	0	-5	0	0	0	0	0	2	0.0
Philip Varone	1	0	0	0	-1	0	0	0	0	0	0	0.0

Power Play: 0 - 10 (0%) **Penalty Killing:** 4 - 6 (66.7%)

Goaltender	GP	Min	GA	GAA	SO	W	L	OT	SA	SV%
Jhonas Enroth	1	65	3	2.77	0	1	0	0	36	.917
Michal Neuvirth	1	59	3	3.04	0	0	1	0	31	.903
Anders Lindback	1	59	6	6.10	0	0	1	0	28	.786
Andrey Makarov	1	60	3	3.00	0	0	1	0	36	.917

ISLANDERS INDIVIDUAL SCORING

Player	GP	G	A	P	+/-	PIM	PP	SH	GW	EN	S	%
John Tavares	3	2	2	4	1	0	0	0	0	0	11	18.2
Kyle Okposo	2	1	2	3	1	2	1	0	0	0	6	16.7
Travis Hamonic	3	0	3	3	2	2	0	0	0	0	4	0.0
Josh Bailey	3	0	2	2	1	0	0	0	0	0	9	0.0
Frans Nielsen	3	0	2	2	1	2	0	0	0	0	9	0.0
Nick Leddy	3	1	0	1	1	0	0	0	0	0	3	33.3
Colin McDonald	1	1	0	1	1	0	0	0	0	0	1	100.0
Anders Lee	3	1	0	1	-1	0	1	0	0	0	4	25.0
Brock Nelson	3	1	0	1	-1	0	0	0	0	0	8	12.5
Mikhail Grabovski	2	1	0	1	1	0	0	0	0	0	3	33.3
Nikolay Kulemin	3	1	0	1	0	2	0	0	0	0	6	16.7
Lubomir Visnovsky	3	0	1	1	0	0	0	0	0	0	6	0.0
Casey Cizikas	3	0	1	1	1	0	0	0	0	0	8	0.0
Thomas Hickey	3	0	0	0	-1	2	0	0	0	0	5	0.0
Cal Clutterbuck	2	0	0	0	0	4	0	0	0	0	1	0.0
Harry Zolnierczyk	1	0	0	0	-1	0	0	0	0	0	1	0.0
Matt Martin	3	0	0	0	1	4	0	0	0	0	3	0.0
Ryan Strome	3	0	0	0	1	0	0	0	0	0	6	0.0
Tyler Kennedy	1	0	0	0	-1	0	0	0	0	0	1	0.0
Eric Boulton	1	0	0	0	0	12	0	0	0	0	0	0.0
Brian Strait	2	0	0	0	1	6	0	0	0	0	3	0.0
Calvin De Haan	1	0	0	0	0	2	0	0	0	0	1	0.0
Johnny Boychuk	3	0	0	0	1	0	0	0	0	0	5	0.0

Power Play: 2 - 6 (33.3%) **Penalty Killing:** 10 - 10 (100%)

Goaltender	GP	Min	GA	GAA	SO	W	L	OT	SA	SV%
Jaroslav Halak	2	120	2	1.00	1	2	0	0	31	.935
Kevin Poulin	1	65	3	2.77	0	0	0	1	26	.885

SEASON IN REVIEW
NEW YORK RANGERS

@ BUF	Rangers	Sabres	Attendance	Goaltenders	W. Goal
Feb 20, 2015	3	1	19,070	Mackenzie Skapski / Michal Neuvirth	Rick Nash
Mar 14, 2015	2	0	19,070	Mackenzie Skapski / Anders Lindback	Keith Yandle

@ NYR	Rangers	Sabres	Attendance	Goaltenders	W. Goal
Jan 3, 2015	6	1	18,006	Henrik Lundqvist / Michal Neuvirth	Chris Kreider

SABRES INDIVIDUAL SCORING

Player	GP	G	A	P	+/-	PIM	PP	SH	GW	EN	S	%
Drew Stafford	2	1	0	1	0	0	0	0	0	0	6	16.7
Matt Moulson	3	1	0	1	-3	0	0	0	0	0	9	11.1
Brian Gionta	2	0	1	1	-3	0	0	0	0	0	3	0.0
Torrey Mitchell	1	0	1	1	-2	0	0	0	0	0	0	0.0
Andre Benoit	3	0	1	1	-1	0	0	0	0	0	2	0.0
Josh Gorges	1	0	0	0	-1	0	0	0	0	0	0	0.0
Mike Weber	3	0	0	0	-3	2	0	0	0	0	3	0.0
Cody McCormick	1	0	0	0	1	4	0	0	0	0	1	0.0
Cody Hodgson	3	0	0	0	-2	0	0	0	0	0	4	0.0
Zac Dalpe	1	0	0	0	-1	0	0	0	0	0	0	0.0
Johan Larsson	3	0	0	0	0	0	0	0	0	0	4	0.0
Tyson Strachan	2	0	0	0	-2	7	0	0	0	0	1	0.0
Mikhail Grigorenko	1	0	0	0	-2	0	0	0	0	0	0	0.0
Zemgus Girgensons	2	0	0	0	-1	0	0	0	0	0	5	0.0
Brian Flynn	2	0	0	0	1	0	0	0	0	0	3	0.0
Patrick Kaleta	1	0	0	0	0	0	0	0	0	0	0	0.0
Matt Ellis	2	0	0	0	0	0	0	0	0	0	0	0.0
Andrej Meszaros	3	0	0	0	1	4	0	0	0	0	2	0.0
Nicolas Deslauriers	3	0	0	0	-1	5	0	0	0	0	2	0.0
Chris Stewart	3	0	0	0	-3	2	0	0	0	0	4	0.0
Zach Bogosian	2	0	0	0	-1	12	0	0	0	0	6	0.0
Jerry D'Amigo	1	0	0	0	0	0	0	0	0	0	1	0.0
Nikita Zadorov	2	0	0	0	-2	2	0	0	0	0	4	0.0
Rasmus Ristolainen	3	0	0	0	-3	0	0	0	0	0	7	0.0
Tyler Myers	1	0	0	0	0	0	0	0	0	0	1	0.0
Tim Schaller	1	0	0	0	-1	0	0	0	0	0	1	0.0
Tyler Ennis	3	0	0	0	-2	0	0	0	0	0	6	0.0
Marcus Foligno	2	0	0	0	-1	2	0	0	0	0	2	0.0
Philip Varone	1	0	0	0	-1	2	0	0	0	0	1	0.0

Power Play: 0 - 9 (0%) **Penalty Killing:** 8 - 11 (72.7%)

Goaltender	GP	Min	GA	GAA	SO	W	L	OT	SA	SV%
Jhonas Enroth	1	47	2	2.53	0	0	0	0	30	.933
Anders Lindback	1	60	1	1.01	0	0	1	0	32	.969
Michal Neuvirth	2	72	7	5.86	0	0	2	0	52	.865

RANGERS INDIVIDUAL SCORING

Player	GP	G	A	P	+/-	PIM	PP	SH	GW	EN	S	%
Rick Nash	3	2	2	4	2	2	1	0	0	0	13	15.4
Derick Brassard	3	1	3	4	2	2	1	0	0	0	14	7.1
Martin St. Louis	3	1	3	4	2	0	0	0	0	1	6	16.7
Dan Boyle	3	1	2	3	3	0	0	0	0	0	10	10.0
Carl Hagelin	3	2	0	2	3	2	0	0	0	0	9	22.2
Chris Kreider	3	1	1	2	2	4	1	0	0	0	7	14.3
Mats Zuccarello	3	1	1	2	2	0	0	0	0	0	7	14.3
J.T. Miller	3	0	2	2	0	12	0	0	0	0	3	0.0
Jesper Fast	2	1	0	1	2	0	0	0	0	0	2	50.0
Keith Yandle	1	1	0	1	1	0	0	0	0	0	3	33.3
Kevin Klein	2	0	1	1	2	0	0	0	0	0	3	0.0
Kevin Hayes	3	0	1	1	3	0	0	0	0	0	4	0.0
John Moore	2	0	1	1	0	0	0	0	0	0	7	0.0
Marc Staal	3	0	1	1	2	0	0	0	0	0	3	0.0
Ryan McDonagh	3	0	1	1	1	0	0	0	0	0	5	0.0
Matt Hunwick	3	0	1	1	3	2	0	0	0	0	10	0.0
Dan Girardi	3	0	0	0	0	0	0	0	0	0	1	0.0
Tanner Glass	2	0	0	0	0	10	0	0	0	0	0	0.0
Lee Stempniak	2	0	0	0	-1	4	0	0	0	0	5	0.0
Derek Stepan	3	0	0	0	2	2	0	0	0	0	5	0.0
Dominic Moore	3	0	0	0	-1	0	0	0	0	0	5	0.0
James Sheppard	2	0	0	0	-1	0	0	0	0	0	4	0.0

Power Play: 3 - 11 (27.3%) **Penalty Killing:** 9 - 9 (100%)

Goaltender	GP	Min	GA	GAA	SO	W	L	OT	SA	SV%
Mackenzie Skapski	2	119	1	0.50	1	2	0	0	45	.978
Henrik Lundqvist	1	60	1	1.00	0	1	0	0	25	.960

SEASON IN REVIEW
OTTAWA SENATORS

@ BUF	Senators	Sabres	Attendance	Goaltenders	W. Goal
Dec 15, 2014	4	5 (SO)	14,578	Jhonas Enroth / Robin Lehner	Matt Moulson
Feb 10, 2015	2	1	19,070	Robin Lehner / Jhonas Enroth	Milan Michalek

@ OTT	Senators	Sabres	Attendance	Goaltenders	W. Goal
Dec 29, 2014	5	2	18,284	Craig Anderson / Jhonas Enroth	Bobby Ryan
Mar 6, 2015	3	2	18,241	Andrew Hammond / Anders Lindback	Mark Stone

SABRES INDIVIDUAL SCORING

Player	GP	G	A	P	+/-	PIM	PP	SH	GW	EN	S	%
Matt Moulson	4	1	3	4	-3	0	0	0	0	0	8	12.5
Chris Stewart	4	0	4	4	-2	2	0	0	0	0	5	0.0
Tyler Myers	3	1	2	3	1	2	1	0	0	0	9	11.1
Brian Flynn	3	1	1	2	-1	0	0	0	0	0	7	14.3
Tyler Ennis	4	1	1	2	-1	0	0	0	0	0	10	10.0
Marcus Foligno	3	1	1	2	1	4	0	0	0	0	4	25.0
Philip Varone	1	1	1	2	0	2	0	0	0	0	1	100.0
Andre Benoit	3	0	2	2	-1	0	0	0	0	0	5	0.0
Mark Pysyk	1	1	0	1	2	0	0	0	0	0	2	50.0
Zemgus Girgensons	3	1	0	1	-1	4	0	0	0	0	11	9.1
Rasmus Ristolainen	3	1	0	1	-2	2	1	0	0	0	5	20.0
Brian Gionta	3	0	1	1	0	4	0	0	0	0	8	0.0
Andrej Meszaros	4	0	1	1	-2	2	0	0	0	0	1	0.0
Zach Bogosian	2	0	1	1	0	2	0	0	0	0	6	0.0
Nikita Zadorov	4	0	1	1	-2	4	0	0	0	0	4	0.0
Josh Gorges	2	0	0	0	-3	0	0	0	0	0	3	0.0
Mike Weber	3	0	0	0	-2	0	0	0	0	0	3	0.0
Cody McCormick	1	0	0	0	-1	4	0	0	0	0	1	0.0
Drew Stafford	4	0	0	0	-5	0	0	0	0	0	6	0.0
Torrey Mitchell	3	0	0	0	0	0	0	0	0	0	4	0.0
Cody Hodgson	3	0	0	0	-2	0	0	0	0	0	5	0.0
Johan Larsson	2	0	0	0	0	0	0	0	0	0	2	0.0
Tyson Strachan	1	0	0	0	-2	17	0	0	0	0	1	0.0
Mikhail Grigorenko	2	0	0	0	-1	0	0	0	0	0	1	0.0
Patrick Kaleta	3	0	0	0	0	10	0	0	0	0	5	0.0
Matt Ellis	2	0	0	0	-1	0	0	0	0	0	4	0.0
Nicolas Deslauriers	4	0	0	0	-4	7	0	0	0	0	5	0.0
Jerry D'Amigo	1	0	0	0	1	0	0	0	0	0	0	0.0
Tim Schaller	1	0	0	0	0	0	0	0	0	0	0	0.0

Power Play: 2 - 11 (18.2%) **Penalty Killing:** 12 - 13 (92.3%)

Goaltender	GP	Min	GA	GAA	SO	W	L	OT	SA	SV%
Anders Lindback	2	108	5	2.77	0	1	1	0	73	.932
Jhonas Enroth	3	180	10	3.33	0	1	2	0	94	.894

SENATORS INDIVIDUAL SCORING

Player	GP	G	A	P	+/-	PIM	PP	SH	GW	EN	S	%
Bobby Ryan	3	4	1	5	1	0	0	0	0	0	10	40.0
Mark Stone	4	2	3	5	3	0	0	0	0	0	6	33.3
Erik Karlsson	4	2	2	4	4	0	1	0	0	0	14	14.3
Mike Hoffman	4	0	4	4	1	0	0	0	0	0	16	0.0
Milan Michalek	4	1	2	3	1	0	0	0	0	0	12	8.3
Mika Zibanejad	4	1	2	3	0	2	0	0	0	0	4	25.0
Kyle Turris	4	0	3	3	4	2	0	0	0	0	13	0.0
Alex Chiasson	4	1	1	2	0	2	0	0	0	0	2	50.0
Erik Condra	4	0	2	2	2	9	0	0	0	0	2	0.0
Colin Greening	2	1	0	1	1	4	0	0	0	1	3	33.3
Clarke MacArthur	3	1	0	1	3	2	0	0	0	0	7	14.3
Curtis Lazar	3	1	0	1	1	0	0	0	0	0	3	33.3
Marc Methot	2	0	1	1	1	2	0	0	0	0	3	0.0
Chris Phillips	1	0	1	1	1	2	0	0	0	0	0	0.0
Cody Ceci	3	0	1	1	-1	0	0	0	0	0	4	0.0
Jean-Gabriel Pageau	3	0	1	1	1	0	0	0	0	0	11	0.0
Patrick Wiercioch	4	0	1	1	5	0	0	0	0	0	5	0.0
Mark Borowiecki	3	0	1	1	1	12	0	0	0	0	3	0.0
Jared Cowen	3	0	0	0	0	7	0	0	0	0	2	0.0
David Legwand	4	0	0	0	0	4	0	0	0	0	4	0.0
Chris Neil	1	0	0	0	0	0	0	0	0	0	2	0.0
Matt Puempel	1	0	0	0	0	0	0	0	0	0	2	0.0
Eric Gryba	4	0	0	0	1	4	0	0	0	0	3	0.0

Power Play: 1 - 13 (7.7%) **Penalty Killing:** 9 - 11 (81.8%)

Goaltender	GP	Min	GA	GAA	SO	W	L	OT	SA	SV%
Craig Anderson	1	60	2	2.00	0	1	0	0	21	.905
Robin Lehner	2	125	5	2.40	0	1	0	1	69	.928
Andrew Hammond	1	60	2	2.00	0	1	0	0	26	.923

SEASON IN REVIEW
PHILADELPHIA FLYERS

@ BUF	Flyers	Sabres	Attendance	Goaltenders	W. Goal
Jan 17, 2015	4	3	19,070	Rob Zepp / Michal Neuvirth	Michael Raffl
Feb 15, 2015	2	1	18,759	Ray Emery / Michal Neuvirth	Michael Raffl

@ PHI	Flyers	Sabres	Attendance	Goaltenders	W. Goal
Feb 19, 2015	2	3 (SO)	19,472	Michal Neuvirth / Ray Emery	Brian Flynn

SABRES INDIVIDUAL SCORING

Player	GP	G	A	P	+/-	PIM	PP	SH	GW	EN	S	%
Matt Moulson	3	0	3	3	2	0	0	0	0	0	4	0.0
Rasmus Ristolainen	3	0	3	3	-2	0	0	0	0	0	6	0.0
Zemgus Girgensons	3	2	0	2	-1	4	1	0	0	0	8	25.0
Brian Flynn	3	0	2	2	0	0	0	0	0	0	5	0.0
Chris Stewart	3	0	2	2	-1	8	0	0	0	0	4	0.0
Brian Gionta	2	1	0	1	1	0	0	0	0	0	6	16.7
Nicolas Deslauriers	3	1	0	1	-1	0	0	0	0	0	1	100.0
Nikita Zadorov	3	1	0	1	-2	0	1	0	0	0	5	20.0
Tyler Ennis	3	1	0	1	0	2	0	0	0	0	9	11.1
Torrey Mitchell	3	0	1	1	2	4	0	0	0	0	5	0.0
Marcus Foligno	2	0	1	1	0	0	0	0	0	0	1	0.0
Josh Gorges	1	0	0	0	1	0	0	0	0	0	2	0.0
Mike Weber	2	0	0	0	-1	0	0	0	0	0	0	0.0
Drew Stafford	1	0	0	0	0	0	0	0	0	0	0	0.0
Cody Hodgson	3	0	0	0	-1	0	0	0	0	0	8	0.0
Johan Larsson	2	0	0	0	-1	0	0	0	0	0	2	0.0
Tyson Strachan	1	0	0	0	0	0	0	0	0	0	1	0.0
Patrick Kaleta	1	0	0	0	-1	0	0	0	0	0	0	0.0
Matt Ellis	3	0	0	0	-2	0	0	0	0	0	2	0.0
Andrej Meszaros	2	0	0	0	-1	0	0	0	0	0	1	0.0
Zach Bogosian	3	0	0	0	0	2	0	0	0	0	5	0.0
Tyler Myers	1	0	0	0	1	0	0	0	0	0	4	0.0
Andre Benoit	3	0	0	0	1	2	0	0	0	0	3	0.0
Philip Varone	1	0	0	0	0	2	0	0	0	0	0	0.0

Power Play: 2 - 9 (22.2%) **Penalty Killing:** 6 - 9 (66.7%)

Goaltender	GP	Min	GA	GAA	SO	W	L	OT	SA	SV%
Michal Neuvirth	3	183	8	2.63	0	1	2	0	100	.920

FLYERS INDIVIDUAL SCORING

Player	GP	G	A	P	+/-	PIM	PP	SH	GW	EN	S	%
Michael Del Zotto	3	0	3	3	1	0	0	0	0	0	9	0.0
Michael Raffl	3	2	0	2	1	2	0	0	0	0	5	40.0
Matt Read	3	1	1	2	0	0	0	0	0	0	3	33.3
Ryan White	2	1	1	2	2	0	0	0	0	0	5	20.0
Jakub Voracek	3	1	1	2	-3	2	1	0	0	0	6	16.7
Wayne Simmonds	3	0	2	2	1	0	0	0	0	0	11	0.0
R.J. Umberger	3	1	0	1	2	0	1	0	0	0	9	11.1
Mark Streit	3	1	0	1	-2	0	1	0	0	0	4	25.0
Chris VandeVelde	3	1	0	1	1	0	0	0	0	0	8	12.5
Brayden Schenn	3	0	1	1	-1	2	0	0	0	0	3	0.0
Sean Couturier	3	0	1	1	0	2	0	0	0	0	7	0.0
Luke Schenn	3	0	1	1	1	0	0	0	0	0	0	0.0
Carlo Colaiacovo	1	0	1	1	1	0	0	0	0	0	2	0.0
Claude Giroux	3	0	1	1	-3	6	0	0	0	0	9	0.0
Vincent Lecavalier	3	0	1	1	1	2	0	0	0	0	7	0.0
Braydon Coburn	3	0	1	1	1	9	0	0	0	0	0	0.0
Nick Schultz	3	0	1	1	-2	2	0	0	0	0	4	0.0
Nicklas Grossmann	2	0	0	0	1	0	0	0	0	0	2	0.0
Zac Rinaldo	1	0	0	0	1	2	0	0	0	0	2	0.0
Andrew MacDonald	1	0	0	0	1	0	0	0	0	0	1	0.0
Pierre-Edouard Bellemare	3	0	0	0	1	0	0	0	0	0	3	0.0

Power Play: 3 - 9 (33.3%) **Penalty Killing:** 7 - 9 (77.8%)

Goaltender	GP	Min	GA	GAA	SO	W	L	OT	SA	SV%
Rob Zepp	1	60	3	3.00	0	1	0	0	27	.889
Ray Emery	2	125	3	1.44	0	1	0	1	54	.944

SEASON IN REVIEW
PITTSBURGH PENGUINS

@ BUF	Penguins	Sabres	Attendance	Goaltenders	W. Goal
Nov 8, 2014	6	1	19,070	Marc-Andre Fleury / Jhonas Enroth	Patric Hornqvist
Apr 11, 2015	2	0	19,070	Marc-Andre Fleury / Anders Lindback	Brandon Sutter

@ PIT	Penguins	Sabres	Attendance	Goaltenders	W. Goal
Nov 1, 2014	5	0	18,652	Marc-Andre Fleury / Jhonas Enroth	Chris Kunitz

SABRES INDIVIDUAL SCORING

Player	GP	G	A	P	+/-	PIM	PP	SH	GW	EN	S	%
Zemgus Girgensons	2	1	0	1	-2	2	0	0	0	0	5	20.0
Josh Gorges	2	0	1	1	-4	0	0	0	0	0	2	0.0
Brian Gionta	3	0	1	1	-2	0	0	0	0	0	5	0.0
Zach Bogosian	3	0	1	1	2	2	0	0	0	0	9	0.0
Chad Ruhwedel	1	0	0	0	0	0	0	0	0	0	0	0.0
Mike Weber	2	0	0	0	0	9	0	0	0	0	0	0.0
Cody McCormick	2	0	0	0	0	0	0	0	0	0	3	0.0
Drew Stafford	2	0	0	0	-1	4	0	0	0	0	2	0.0
Torrey Mitchell	2	0	0	0	-3	0	0	0	0	0	1	0.0
Cody Hodgson	3	0	0	0	-1	0	0	0	0	0	2	0.0
Zac Dalpe	1	0	0	0	-1	0	0	0	0	0	3	0.0
Johan Larsson	2	0	0	0	0	0	0	0	0	0	1	0.0
Tyson Strachan	3	0	0	0	-1	2	0	0	0	0	4	0.0
Mikhail Grigorenko	1	0	0	0	-1	0	0	0	0	0	0	0.0
Matt Moulson	3	0	0	0	-3	0	0	0	0	0	4	0.0
Brian Flynn	2	0	0	0	-1	0	0	0	0	0	0	0.0
Patrick Kaleta	1	0	0	0	0	0	0	0	0	0	0	0.0
Matt Ellis	1	0	0	0	0	0	0	0	0	0	0	0.0
Andrej Meszaros	1	0	0	0	-1	0	0	0	0	0	4	0.0
Nicolas Deslauriers	3	0	0	0	-1	2	0	0	0	0	4	0.0
Chris Stewart	2	0	0	0	-1	0	0	0	0	0	2	0.0
Nikita Zadorov	2	0	0	0	0	2	0	0	0	0	3	0.0
Rasmus Ristolainen	3	0	0	0	-3	0	0	0	0	0	5	0.0
Tyler Myers	2	0	0	0	-3	2	0	0	0	0	4	0.0
Andre Benoit	1	0	0	0	-1	0	0	0	0	0	0	0.0
Tyler Ennis	3	0	0	0	-2	2	0	0	0	0	5	0.0
Marcus Foligno	2	0	0	0	-1	0	0	0	0	0	5	0.0
Philip Varone	1	0	0	0	-1	0	0	0	0	0	0	0.0

Power Play: 0 - 7 (0%) **Penalty Killing:** 5 - 10 (50%)

Goaltender	GP	Min	GA	GAA	SO	W	L	OT	SA	SV%
Chad Johnson	1	65	4	3.69	0	1	0	0	30	.867
Anders Lindback	1	57	2	2.10	0	0	1	0	38	.947
Jhonas Enroth	2	120	11	5.50	0	0	2	0	73	.849

PENGUINS INDIVIDUAL SCORING

Player	GP	G	A	P	+/-	PIM	PP	SH	GW	EN	S	%
Sidney Crosby	3	0	8	8	4	4	0	0	0	0	7	0.0
Patric Hornqvist	3	3	3	6	5	2	3	0	0	0	11	27.3
Chris Kunitz	3	2	3	5	4	0	1	0	0	0	9	22.2
Kris Letang	2	2	3	5	5	0	0	0	0	0	12	16.7
Evgeni Malkin	3	2	2	4	2	2	1	0	0	0	12	16.7
Blake Comeau	3	1	2	3	2	4	0	0	0	0	6	16.7
Brandon Sutter	3	2	0	2	2	0	0	0	0	0	8	25.0
Mark Arcobello	3	1	1	2	1	0	0	0	0	0	12	8.3
Daniel Winnik	3	0	2	2	1	0	0	0	0	0	3	0.0
Robert Bortuzzo	1	1	0	1	0	0	0	0	0	0	2	50.0
Paul Martin	3	0	1	1	3	0	0	0	0	0	0	0.0
Pascal Dupuis	2	0	1	1	1	0	0	0	0	0	4	0.0
Christian Ehrhoff	2	0	1	1	1	0	0	0	0	0	3	0.0
Ben Lovejoy	3	0	1	1	4	0	0	0	0	0	8	0.0
Nick Spaling	3	0	1	1	-1	0	0	0	0	0	4	0.0
David Perron	2	0	1	1	1	0	0	0	0	0	6	0.0
Olli Maatta	1	0	0	0	2	2	0	0	0	0	2	0.0
Rob Scuderi	3	0	0	0	1	0	0	0	0	0	4	0.0
Rob Klinkhammer	1	0	0	0	-1	0	0	0	0	0	3	0.0
Beau Bennett	1	0	0	0	1	0	0	0	0	0	0	0.0
Zach Sill	4	0	0	0	1	2	0	0	0	0	5	0.0
Steve Downie	3	0	0	0	0	5	0	0	0	0	6	0.0
Simon Despres	2	0	0	0	-1	2	0	0	0	0	0	0.0
Craig Adams	2	0	0	0	0	2	0	0	0	0	3	0.0
Ian Cole	3	0	0	0	3	11	0	0	0	0	1	0.0
Maxim Lapierre	2	0	0	0	0	0	0	0	0	0	4	0.0
Taylor Chorney	1	0	0	0	0	0	0	0	0	0	0	0.0
Marcel Goc	3	0	0	0	1	0	0	0	0	0	3	0.0

Power Play: 5 - 10 (50%) **Penalty Killing:** 7 - 7 (100%)

Goaltender	GP	Min	GA	GAA	SO	W	L	OT	SA	SV%
Marc-Andre Fleury	3	180	1	0.33	2	3	0	0	67	.985



SEASON IN REVIEW
SAN JOSE SHARKS

@ BUF	Sharks	Sabres	Attendance	Goaltenders	W. Goal
Nov 18, 2014	1	4	17,435	Jhonas Enroth / Troy Grosenick	Brian Gionta

@ SJS	Sharks	Sabres	Attendance	Goaltenders	W. Goal
Oct 25, 2014	1	2	17,370	Michal Neuvirth / Alex Stalock	Nicolas Deslauriers

SABRES INDIVIDUAL SCORING

Player	GP	G	A	P	+/-	PIM	PP	SH	GW	EN	S	%
Brian Gionta	2	2	1	3	3	0	0	0	0	1	5	40.0
Drew Stafford	3	0	3	3	3	2	0	0	0	0	2	0.0
Nicolas Deslauriers	2	2	0	2	2	0	0	0	0	0	3	66.7
Brian Flynn	1	1	1	2	2	0	0	0	0	0	1	100.0
Cody McCormick	2	0	2	2	2	0	0	0	0	0	2	0.0
Tyler Myers	3	0	2	2	3	2	0	0	0	0	1	0.0
Cody Hodgson	2	1	0	1	0	0	0	0	0	0	1	100.0
Mike Weber	2	0	1	1	2	0	0	0	0	0	2	0.0
Sam Reinhart	1	0	1	1	1	0	0	0	0	0	0	0.0
Zemgus Girgensons	2	0	1	1	2	0	0	0	0	0	2	0.0
Andrej Meszaros	2	0	1	1	2	0	0	0	0	0	0	0.0
Rasmus Ristolainen	2	0	1	1	2	2	0	0	0	0	1	0.0
Josh Gorges	1	0	0	0	0	0	0	0	0	0	0	0.0
Torrey Mitchell	2	0	0	0	3	2	0	0	0	0	1	0.0
Tyson Strachan	1	0	0	0	1	0	0	0	0	0	0	0.0
Matt Moulson	2	0	0	0	0	0	0	0	0	0	3	0.0
Chris Stewart	2	0	0	0	0	0	0	0	0	0	1	0.0
Zach Bogosian	1	0	0	0	-2	4	0	0	0	0	4	0.0
Nikita Zadorov	1	0	0	0	1	2	0	0	0	0	1	0.0
Andre Benoit	1	0	0	0	0	0	0	0	0	0	1	0.0
Tyler Ennis	2	0	0	0	0	4	0	0	0	0	3	0.0
Marcus Foligno	2	0	0	0	-1	0	0	0	0	0	0	0.0

Power Play: 0 - 5 (0%) **Penalty Killing:** 4 - 5 (80%)

Goaltender	GP	Min	GA	GAA	SO	W	L	OT	SA	SV%
Jhonas Enroth	3	133	2	0.90	0	2	0	0	53	.962
Michal Neuvirth	2	79	1	0.76	0	1	0	0	40	.975
Anders Lindback	1	59	4	4.10	0	0	1	0	28	.857

SHARKS INDIVIDUAL SCORING

Player	GP	G	A	P	+/-	PIM	PP	SH	GW	EN	S	%
Brent Burns	2	2	0	2	-2	0	1	0	0	0	6	33.3
Joe Thornton	2	0	1	1	-3	0	0	0	0	0	5	0.0
Logan Couture	2	0	1	1	-1	0	0	0	0	0	4	0.0
Jason Demers	3	0	0	0	-3	0	0	0	0	0	1	0.0
Joe Pavelski	2	0	0	0	-3	0	0	0	0	0	7	0.0
Andrew Desjardins	3	0	0	0	0	7	0	0	0	0	4	0.0
Patrick Marleau	2	0	0	0	-1	0	0	0	0	0	4	0.0
Freddie Hamilton	1	0	0	0	0	0	0	0	0	0	0	0.0
Tye McGinn	2	0	0	0	-1	4	0	0	0	0	3	0.0
John Scott	1	0	0	0	0	0	0	0	0	0	0	0.0
Ben Smith	1	0	0	0	0	0	0	0	0	0	1	0.0
Tyler Kennedy	1	0	0	0	-1	0	0	0	0	0	1	0.0
Scott Hannan	1	0	0	0	-2	2	0	0	0	0	0	0.0
Adam Burish	2	0	0	0	0	2	0	0	0	0	3	0.0
Mirco Mueller	2	0	0	0	0	0	0	0	0	0	2	0.0
Marc-Edouard Vlasic	2	0	0	0	-1	0	0	0	0	0	3	0.0
James Sheppard	2	0	0	0	-1	0	0	0	0	0	4	0.0
Tomas Hertl	2	0	0	0	-4	0	0	0	0	0	2	0.0
Chris Tierney	1	0	0	0	0	0	0	0	0	0	3	0.0
Matt Irwin	2	0	0	0	-3	2	0	0	0	0	3	0.0
Tommy Wingels	2	0	0	0	-1	4	0	0	0	0	4	0.0
Justin Braun	2	0	0	0	0	0	0	0	0	0	2	0.0
Matt Nieto	2	0	0	0	0	0	0	0	0	0	4	0.0
Barclay Goodrow	1	0	0	0	-1	0	0	0	0	0	0	0.0

Power Play: 1 - 5 (20%) **Penalty Killing:** 5 - 5 (100%)

Goaltender	GP	Min	GA	GAA	SO	W	L	OT	SA	SV%
Alex Stalock	1	58	2	2.06	0	0	1	0	15	.867
Troy Grosenick	1	58	3	3.08	0	0	1	0	13	.769

SEASON IN REVIEW
ST. LOUIS BLUES

@ BUF	Blues	Sabres	Attendance	Goaltenders	W. Goal
Feb 5, 2015	3	0	18,912	Jake Allen / Jhonas Enroth	Dmitrij Jaskin

@ STL	Blues	Sabres	Attendance	Goaltenders	W. Goal
Nov 11, 2014	6	1	17,570	Brian Elliott / Michal Neuvirth	Jori Lehtera

SABRES INDIVIDUAL SCORING

Player	GP	G	A	P	+/-	PIM	PP	SH	GW	EN	S	%
Drew Stafford	6	1	1	2	-3	2	0	0	0	0	14	7.1
Tyler Myers	6	0	2	2	-2	6	0	0	0	0	10	0.0
Chris Stewart	5	1	0	1	-5	4	0	0	0	0	13	7.7
Tyler Ennis	2	1	0	1	-2	5	1	0	0	0	6	16.7
Matt Moulson	2	0	1	1	-1	0	0	0	0	0	3	0.0
Josh Gorges	2	0	0	0	-2	0	0	0	0	0	2	0.0
Mike Weber	2	0	0	0	-1	4	0	0	0	0	0	0.0
Cody McCormick	1	0	0	0	-2	2	0	0	0	0	0	0.0
Brian Gionta	2	0	0	0	-2	0	0	0	0	0	4	0.0
Torrey Mitchell	2	0	0	0	-1	0	0	0	0	0	1	0.0
Cody Hodgson	2	0	0	0	0	2	0	0	0	0	5	0.0
Tyson Strachan	2	0	0	0	-1	0	0	0	0	0	2	0.0
Zemgus Girgensons	2	0	0	0	-2	0	0	0	0	0	8	0.0
Brian Flynn	2	0	0	0	0	0	0	0	0	0	6	0.0
Patrick Kaleta	1	0	0	0	0	0	0	0	0	0	0	0.0
Matt Ellis	1	0	0	0	0	0	0	0	0	0	1	0.0
Nicolas Deslauriers	2	0	0	0	0	12	0	0	0	0	5	0.0
Zach Bogosian	1	0	0	0	0	0	0	0	0	0	2	0.0
Nikita Zadorov	1	0	0	0	-1	5	0	0	0	0	1	0.0
Rasmus Ristolainen	2	0	0	0	-3	0	0	0	0	0	1	0.0
Andre Benoit	1	0	0	0	-1	0	0	0	0	0	0	0.0
Marcus Foligno	1	0	0	0	-2	0	0	0	0	0	0	0.0

Power Play: 1 - 5 (20%) **Penalty Killing:** 6 - 9 (66.7%)

Goaltender	GP	Min	GA	GAA	SO	W	L	OT	SA	SV%
Jhonas Enroth	2	66	2	1.83	0	0	1	0	30	.933
Michal Neuvirth	1	60	6	6.00	0	0	1	0	29	.793

BLUES INDIVIDUAL SCORING

Player	GP	G	A	P	+/-	PIM	PP	SH	GW	EN	S	%
Jaden Schwartz	2	1	3	4	4	0	0	0	0	1	2	50.0
Alexander Steen	2	0	4	4	1	9	0	0	0	0	4	0.0
Jori Lehtera	1	3	0	3	3	0	0	1	0	0	5	60.0
Joakim Lindstrom	3	2	1	3	0	2	2	0	0	0	3	66.7
Vladimir Tarasenko	2	1	2	3	3	0	0	0	0	0	9	11.1
David Backes	2	1	1	2	1	0	1	0	0	0	8	12.5
Kevin Shattenkirk	1	0	2	2	2	0	0	0	0	0	0	0.0
Dmitrij Jaskin	1	1	0	1	1	0	0	0	0	0	2	50.0
Robert Bortuzzo	1	1	0	1	0	0	0	0	0	0	2	50.0
Barret Jackman	2	0	1	1	3	0	0	0	0	0	1	0.0
Ty Rattie	1	0	1	1	1	0	0	0	0	0	3	0.0
Chris Butler	1	0	1	1	1	0	0	0	0	0	2	0.0
Paul Stastny	2	0	1	1	1	0	0	0	0	0	1	0.0
Magnus Paajarvi	1	0	1	1	0	0	0	0	0	0	2	0.0
Carl Gunnarsson	2	0	0	0	2	2	0	0	0	0	3	0.0
Steve Ott	2	0	0	0	0	2	0	0	0	0	1	0.0
Jay Bouwmeester	2	0	0	0	1	0	0	0	0	0	1	0.0
Patrik Berglund	2	0	0	0	1	0	0	0	0	0	2	0.0
Alex Pietrangelo	2	0	0	0	1	0	0	0	0	0	6	0.0
Ian Cole	3	0	0	0	3	11	0	0	0	0	1	0.0
Chris Porter	1	0	0	0	0	0	0	0	0	0	0	0.0
Maxim Lapierre	2	0	0	0	0	0	0	0	0	0	4	0.0
Marcel Goc	3	0	0	0	1	0	0	0	0	0	3	0.0
T.J. Oshie	1	0	0	0	1	0	0	0	0	0	2	0.0
Ryan Reaves	1	0	0	0	0	0	0	0	0	0	0	0.0

Power Play: 3 - 9 (33.3%) **Penalty Killing:** 4 - 5 (80%)

Goaltender	GP	Min	GA	GAA	SO	W	L	OT	SA	SV%
Brian Elliott	1	60	1	1.00	0	1	0	0	29	.966
Jake Allen	1	60	0	0.00	1	1	0	0	23	1.000

SEASON IN REVIEW
TAMPA BAY LIGHTNING

@ BUF	Lightning	Sabres	Attendance	Goaltenders	W. Goal
Dec 2, 2014	1	2 (SO)	17,772	Jhonas Enroth / Evgeni Nabokov	Cody Hodgson
Dec 31, 2014	5	1	19,070	Andrei Vasilevskiy / Jhonas Enroth	Ondrej Palat

@ TBL	Lightning	Sabres	Attendance	Goaltenders	W. Goal
Dec 4, 2014	5	0	17,767	Ben Bishop / Jhonas Enroth	Radko Gudas
Jan 9, 2015	2	1	19,204	Ben Bishop / Michal Neuvirth	Steven Stamkos
Mar 3, 2015	3	0	18,922	Andrei Vasilevskiy / Anders Lindback	Steven Stamkos

SABRES INDIVIDUAL SCORING

Player	GP	G	A	P	+/-	PIM	PP	SH	GW	EN	S	%
Cody McCormick	3	1	0	1	-2	12	0	1	0	0	2	50.0
Drew Stafford	3	1	0	1	-2	2	1	0	0	0	6	16.7
Zemgus Girgensons	4	1	0	1	-6	5	0	0	0	0	7	14.3
Tyler Ennis	5	1	0	1	-5	4	1	0	0	0	11	9.1
Josh Gorges	4	0	1	1	-3	0	0	0	0	0	2	0.0
Matt Moulson	5	0	1	1	-3	0	0	0	0	0	8	0.0
Patrick Kaleta	4	0	1	1	-1	12	0	0	0	0	1	0.0
Nikita Zadorov	4	0	1	1	-3	14	0	0	0	0	3	0.0
Tyler Myers	3	0	1	1	-1	6	0	0	0	0	4	0.0
Mark Pysyk	1	0	0	0	-2	0	0	0	0	0	0	0.0
Mike Weber	5	0	0	0	-5	8	0	0	0	0	2	0.0
Brian Gionta	3	0	0	0	0	2	0	0	0	0	5	0.0
Torrey Mitchell	4	0	0	0	0	2	0	0	0	0	1	0.0
Cody Hodgson	5	0	0	0	-1	0	0	0	0	0	7	0.0
Zac Dalpe	1	0	0	0	-1	0	0	0	0	0	0	0.0
Johan Larsson	2	0	0	0	0	0	0	0	0	0	2	0.0
Tyson Strachan	3	0	0	0	-6	5	0	0	0	0	3	0.0
Mikhail Grigorenko	2	0	0	0	0	0	0	0	0	0	2	0.0
Brian Flynn	7	0	0	0	-3	0	0	0	0	0	5	0.0
Matt Ellis	1	0	0	0	-1	0	0	0	0	0	0	0.0
Andrej Meszaros	3	0	0	0	0	2	0	0	0	0	6	0.0
Nicolas Deslauriers	5	0	0	0	-2	4	0	0	0	0	1	0.0
Chris Stewart	4	0	0	0	-2	0	0	0	0	0	2	0.0
Zach Bogosian	2	0	0	0	-1	2	0	0	0	0	9	0.0
Jerry D'Amigo	1	0	0	0	-1	0	0	0	0	0	0	0.0
Rasmus Ristolainen	4	0	0	0	0	4	0	0	0	0	8	0.0
Tim Schaller	2	0	0	0	0	0	0	0	0	0	0	0.0
Andre Benoit	2	0	0	0	0	0	0	0	0	0	0	0.0
Marcus Foligno	3	0	0	0	-2	7	0	0	0	0	2	0.0
Philip Varone	2	0	0	0	0	0	0	0	0	0	3	0.0

Power Play: 1 - 12 (8.3%) **Penalty Killing:** 13 - 17 (76.5%)

Goaltender	GP	Min	GA	GAA	SO	W	L	OT	SA	SV%
Jhonas Enroth	4	244	15	3.69	0	1	3	0	114	.868
Chad Johnson	1	60	5	5.00	0	0	1	0	28	.821
Michal Neuvirth	1	59	2	2.02	0	0	1	0	47	.957
Anders Lindback	1	59	3	3.04	0	0	1	0	35	.914

LIGHTNING INDIVIDUAL SCORING

Player	GP	G	A	P	+/-	PIM	PP	SH	GW	EN	S	%
Ondrej Palat	5	2	4	6	5	0	1	0	0	0	13	15.4
Tyler Johnson	5	0	6	6	6	2	0	0	0	0	11	0.0
Steven Stamkos	5	3	2	5	4	4	0	0	0	0	18	16.7
Nikita Kucherov	5	2	2	4	6	2	0	0	0	0	15	13.3
Ryan Callahan	5	1	2	3	4	2	1	0	0	0	11	9.1
Valtteri Filppula	5	1	2	3	-1	0	0	0	0	0	9	11.1
Anton Stralman	5	0	3	3	3	0	0	0	0	0	9	0.0
Alex Killorn	5	0	3	3	3	6	0	0	0	0	7	0.0
Andrej Sustr	4	0	3	3	3	0	0	0	0	0	3	0.0
Brett Connolly	4	2	0	2	1	5	1	0	0	0	8	25.0
Jonathan Drouin	4	0	2	2	1	0	0	0	0	0	3	0.0
Eric Brewer	2	1	0	1	1	0	0	0	0	0	1	100.0
Radko Gudas	2	1	0	1	2	0	0	0	0	0	7	14.3
Jason Garrison	4	1	0	1	2	0	0	0	0	0	7	14.3
Brenden Morrow	4	1	0	1	1	14	0	0	0	0	1	100.0
Matthew Carle	4	1	0	1	4	0	0	0	0	0	8	12.5
Victor Hedman	5	1	0	1	2	14	1	0	0	0	12	8.3
Cedric Paquette	5	0	1	1	0	7	0	0	0	0	6	0.0
Braydon Coburn	3	0	1	1	1	9	0	0	0	0	0	0.0
Mark Barberio	3	0	0	0	2	0	0	0	0	0	3	0.0
Brian Boyle	5	0	0	0	0	10	0	0	0	0	9	0.0
J.T. Brown	2	0	0	0	0	0	0	0	0	0	3	0.0
Nikita Nesterov	2	0	0	0	2	2	0	0	0	0	4	0.0
Vladislav Namestnikov	1	0	0	0	0	0	0	0	0	0	2	0.0

Power Play: 4 - 17 (23.5%) **Penalty Killing:** 11 - 12 (91.7%)

Goaltender	GP	Min	GA	GAA	SO	W	L	OT	SA	SV%
Ben Bishop	2	120	1	0.50	1	2	0	0	34	.971
Andrei Vasilevskiy	2	120	1	0.50	1	2	0	0	39	.974
Evgeni Nabokov	1	65	1	0.92	0	0	0	1	22	.955

SEASON IN REVIEW
TORONTO MAPLE LEAFS

@ BUF	Maple Leafs	Sabres	Attendance	Goaltenders	W. Goal
Nov 15, 2014	2	6	19,070	Michal Neuvirth / James Reimer	Drew Stafford
Apr 1, 2015	3	4	19,070	Anders Lindback / Jonathan Bernier	Matt Ellis

@ TOR	Maple Leafs	Sabres	Attendance	Goaltenders	W. Goal
Oct 28, 2014	4	0	18,898	Jonathan Bernier / Michal Neuvirth	Tyler Bozak
Mar 11, 2015	4 (SO)	3	18,844	Jonathan Bernier / Anders Lindback	Tyler Bozak

SABRES INDIVIDUAL SCORING

Player	GP	G	A	P	+/-	PIM	PP	SH	GW	EN	S	%
Matt Moulson	4	3	4	7	5	0	1	0	0	0	12	25.0
Tyler Ennis	4	2	4	6	5	0	1	0	0	0	5	40.0
Drew Stafford	3	1	3	4	-2	4	0	0	0	0	7	14.3
Johan Larsson	2	1	3	4	3	2	0	0	0	0	3	33.3
Zemgus Girgensons	2	2	0	2	2	0	0	1	0	0	2	100.0
Matt Ellis	2	1	1	2	0	0	0	0	0	0	2	50.0
Tyler Myers	3	1	1	2	0	2	0	0	0	0	6	16.7
Brian Gionta	4	0	2	2	-3	0	0	0	0	0	5	0.0
Andrej Meszaros	4	0	2	2	0	4	0	0	0	0	5	0.0
Cody Hodgson	4	1	0	1	0	4	0	0	0	0	7	14.3
Zac Dalpe	2	1	0	1	-1	2	0	0	0	0	2	50.0
Mike Weber	4	0	1	1	0	4	0	0	0	0	2	0.0
Cody McCormick	2	0	1	1	1	7	0	0	0	0	4	0.0
Tyson Strachan	3	0	1	1	0	0	0	0	0	0	2	0.0
Brian Flynn	2	0	1	1	0	0	0	0	0	0	4	0.0
Nicolas Deslauriers	4	0	1	1	-1	0	0	0	0	0	3	0.0
Nikita Zadorov	3	0	1	1	2	4	0	0	0	0	1	0.0
Andre Benoit	2	0	1	1	1	0	0	0	0	0	2	0.0
Philip Varone	2	0	1	1	0	0	0	0	0	0	4	0.0
Josh Gorges	1	0	0	0	0	0	0	0	0	0	1	0.0
Torrey Mitchell	3	0	0	0	-1	4	0	0	0	0	5	0.0
Sam Reinhart	1	0	0	0	0	0	0	0	0	0	1	0.0
Mikhail Grigorenko	1	0	0	0	-2	2	0	0	0	0	4	0.0
Patrick Kaleta	1	0	0	0	0	0	0	0	0	0	0	0.0
Chris Stewart	3	0	0	0	0	2	0	0	0	0	5	0.0
Zach Bogosian	2	0	0	0	-1	2	0	0	0	0	9	0.0
Jerry D'Amigo	1	0	0	0	-1	0	0	0	0	0	2	0.0
Rasmus Ristolainen	3	0	0	0	0	2	0	0	0	0	6	0.0
Tim Schaller	1	0	0	0	0	0	0	0	0	0	3	0.0
Marcus Foligno	4	0	0	0	-3	2	0	0	0	0	4	0.0

Power Play: 2 - 11 (18.2%) **Penalty Killing:** 17 - 19 (89.5%)

Goaltender	GP	Min	GA	GAA	SO	W	L	OT	SA	SV%
Michal Neuvirth	3	184	9	2.93	0	2	1	0	96	.906
Anders Lindback	2	125	6	2.89	0	1	0	1	61	.902
Chad Johnson	1	20	0	0.00	0	0	0	0	5	1.000

MAPLE LEAFS INDIVIDUAL SCORING

Player	GP	G	A	P	+/-	PIM	PP	SH	GW	EN	S	%
Phil Kessel	4	2	4	6	0	0	0	0	0	0	21	9.5
Tyler Bozak	4	2	3	5	0	0	2	0	0	0	9	22.2
Morgan Rielly	4	0	4	4	1	2	0	0	0	0	9	0.0
Joakim Lindstrom	3	2	1	3	0	2	2	0	0	0	3	66.7
James Van Riemsdyk	4	2	1	3	0	2	0	0	0	0	15	13.3
Nazem Kadri	3	1	1	2	-1	2	0	0	0	0	10	10.0
Leo Komarov	4	1	1	2	1	0	0	0	0	0	5	20.0
Daniel Winnik	3	0	2	2	1	0	0	0	0	0	3	0.0
Cody Franson	4	0	2	2	-2	0	0	0	0	0	9	0.0
Eric Brewer	2	1	0	1	1	0	0	0	0	0	1	100.0
David Clarkson	2	1	0	1	1	2	0	0	0	0	4	25.0
Jake Gardiner	4	1	0	1	-2	0	0	0	0	0	4	25.0
Brandon Kozun	1	1	0	1	1	0	0	0	0	0	1	100.0
Mike Santorelli	4	0	1	1	2	4	0	0	0	0	11	0.0
Richard Panik	4	0	1	1	0	0	0	0	0	0	2	0.0
David Booth	2	0	1	1	-2	0	0	0	0	0	7	0.0
Trevor Smith	3	0	1	1	-2	0	0	0	0	0	4	0.0
Andrew MacWilliam	1	0	1	1	0	2	0	0	0	0	0	0.0
Dion Phaneuf	4	0	0	0	-1	11	0	0	0	0	8	0.0
Stephane Robidas	2	0	0	0	2	2	0	0	0	0	0	0.0
Joffrey Lupul	3	0	0	0	-1	0	0	0	0	0	13	0.0
Zach Sill	4	0	0	0	1	2	0	0	0	0	5	0.0
Peter Holland	3	0	0	0	-1	0	0	0	0	0	4	0.0
TJ Brennan	1	0	0	0	-1	2	0	0	0	0	1	0.0
Josh Leivo	1	0	0	0	-1	2	0	0	0	0	2	0.0
Tim Erixon	3	0	0	0	1	0	0	0	0	0	6	0.0
Casey Bailey	1	0	0	0	-1	0	0	0	0	0	0	0.0
Matt Frattin	1	0	0	0	0	0	0	0	0	0	0	0.0
Roman Polak	2	0	0	0	-1	2	0	0	0	0	0	0.0

Power Play: 2 - 19 (10.5%) **Penalty Killing:** 9 - 11 (81.8%)

Goaltender	GP	Min	GA	GAA	SO	W	L	OT	SA	SV%
Jonathan Bernier	3	182	7	2.30	1	2	1	0	74	.905
James Reimer	1	60	6	6.03	0	0	1	0	35	.829

SEASON IN REVIEW
VANCOUVER CANUCKS

@ BUF	Canucks	Sabres	Attendance	Goaltenders	W. Goal
Feb 26, 2015	3	6	19,070	Michal Neuvirth / Eddie Lack	Torrey Mitchell

@ VAN	Canucks	Sabres	Attendance	Goaltenders	W. Goal
Jan 30, 2015	5	2	18,570	Ryan Miller / Matt Hackett	Nick Bonino

SABRES INDIVIDUAL SCORING

Player	GP	G	A	P	+/-	PIM	PP	SH	GW	EN	S	%
Chris Stewart	2	3	1	4	-1	0	2	0	0	0	8	37.5
Brian Gionta	2	1	2	3	3	2	0	0	0	1	6	16.7
Torrey Mitchell	2	2	0	2	3	0	0	0	0	0	2	100.0
Brian Flynn	2	1	1	2	1	0	0	0	0	0	4	25.0
Matt Moulson	2	0	2	2	3	0	0	0	0	0	0	0.0
Andrej Meszaros	2	1	0	1	2	2	0	0	0	0	2	50.0
Mark Pysyk	1	0	1	1	1	0	0	0	0	0	0	0.0
Drew Stafford	3	0	1	1	0	2	0	0	0	0	5	0.0
Zemgus Girgensons	1	0	1	1	-2	0	0	0	0	0	2	0.0
Nikita Zadorov	1	0	1	1	-2	0	0	0	0	0	1	0.0
Tyler Myers	3	0	1	1	-1	2	0	0	0	0	5	0.0
Tyler Ennis	1	0	1	1	-1	2	0	0	0	0	3	0.0
Josh Gorges	1	0	0	0	0	0	0	0	0	0	0	0.0
Mike Weber	2	0	0	0	0	0	0	0	0	0	1	0.0
Cody Hodgson	1	0	0	0	-2	0	0	0	0	0	2	0.0
Zac Dalpe	1	0	0	0	0	0	0	0	0	0	1	0.0
Johan Larsson	1	0	0	0	0	0	0	0	0	0	0	0.0
Patrick Kaleta	1	0	0	0	0	0	0	0	0	0	0	0.0
Matt Ellis	2	0	0	0	-2	0	0	0	0	0	2	0.0
Nicolas Deslauriers	2	0	0	0	-2	0	0	0	0	0	3	0.0
Zach Bogosian	2	0	0	0	2	4	0	0	0	0	3	0.0
Rasmus Ristolainen	2	0	0	0	-5	0	0	0	0	0	0	0.0
Andre Benoit	2	0	0	0	1	0	0	0	0	0	1	0.0
Marcus Foligno	1	0	0	0	1	0	0	0	0	0	3	0.0
Philip Varone	1	0	0	0	0	0	0	0	0	0	1	0.0

Power Play: 2 - 7 (28.6%) **Penalty Killing:** 2 - 4 (50%)

Goaltender	GP	Min	GA	GAA	SO	W	L	OT	SA	SV%
Michal Neuvirth	1	60	3	3.00	0	1	0	0	31	.903
Matt Hackett	1	59	4	4.10	0	0	1	0	37	.892

CANUCKS INDIVIDUAL SCORING

Player	GP	G	A	P	+/-	PIM	PP	SH	GW	EN	S	%
Dan Hamhuis	2	0	3	3	1	0	0	0	0	0	9	0.0
Henrik Sedin	2	0	3	3	0	2	0	0	0	0	1	0.0
Nick Bonino	2	1	1	2	-1	0	1	0	0	0	6	16.7
Chris Higgins	2	1	1	2	0	0	0	0	0	0	5	20.0
Daniel Sedin	2	1	1	2	0	2	0	0	0	0	6	16.7
Shawn Matthias	2	1	1	2	1	0	0	0	0	0	6	16.7
Christopher Tanev	1	0	2	2	2	0	0	0	0	0	0	0.0
Yannick Weber	2	1	0	1	-1	4	1	0	0	0	7	14.3
Radim Vrbata	2	1	0	1	1	0	0	0	0	1	6	16.7
Jannik Hansen	2	1	0	1	-1	0	0	0	0	0	3	33.3
Bo Horvat	2	1	0	1	0	0	0	0	0	0	3	33.3
Linden Vey	2	0	1	1	-1	2	0	0	0	0	1	0.0
Zack Kassian	2	0	1	1	1	2	0	0	0	0	2	0.0
Luca Sbisa	2	0	0	0	-1	0	0	0	0	0	3	0.0
Alexandre Burrows	1	0	0	0	0	0	0	0	0	0	2	0.0
Ryan Stanton	1	0	0	0	0	0	0	0	0	0	1	0.0
Alexander Edler	1	0	0	0	1	0	0	0	0	0	3	0.0
Frank Corrado	1	0	0	0	1	0	0	0	0	0	1	0.0
Ronalds Kenins	2	0	0	0	-1	0	0	0	0	0	1	0.0
Adam Clendening	1	0	0	0	-2	0	0	0	0	0	3	0.0
Derek Dorsett	1	0	0	0	-1	0	0	0	0	0	0	0.0
Alex Biega	1	0	0	0	-1	0	0	0	0	0	0	0.0

Power Play: 2 - 4 (50%) **Penalty Killing:** 5 - 7 (71.4%)

Goaltender	GP	Min	GA	GAA	SO	W	L	OT	SA	SV%
Ryan Miller	1	60	2	2.00	0	1	0	0	22	.909
Eddie Lack	1	59	5	5.11	0	0	1	0	23	.783

SEASON IN REVIEW
WASHINGTON CAPITALS

@ BUF	Capitals	Sabres	Attendance	Goaltenders	W. Goal
Mar 16, 2015	4 (SO)	3	19,070	Braden Holtby / Anders Lindback	Evgeny Kuznetsov

@ WSH	Capitals	Sabres	Attendance	Goaltenders	W. Goal
Nov 22, 2014	1	2	18,506	Jhonas Enroth / Braden Holtby	Torrey Mitchell
Mar 7, 2015	6	1	18,506	Braden Holtby / Matt Hackett	Jay Beagle

SABRES INDIVIDUAL SCORING

Player	GP	G	A	P	+/-	PIM	PP	SH	GW	EN	S	%
Johan Larsson	2	2	0	2	1	0	0	0	0	0	5	40.0
Matt Moulson	3	1	1	2	1	0	0	0	0	0	9	11.1
Tyler Ennis	3	1	1	2	1	0	1	0	0	0	7	14.3
Brian Gionta	3	0	2	2	2	2	0	0	0	0	9	0.0
Drew Stafford	3	0	2	2	2	0	0	0	0	0	4	0.0
Torrey Mitchell	2	1	0	1	1	2	0	0	0	0	4	25.0
Cody Hodgson	3	1	0	1	-2	0	0	0	0	0	12	8.3
Chad Ruhwedel	1	0	1	1	2	0	0	0	0	0	0	0.0
Mike Weber	3	0	1	1	0	9	0	0	0	0	1	0.0
Zemgus Girgensons	1	0	1	1	1	0	0	0	0	0	0	0.0
Zach Bogosian	1	0	1	1	0	2	0	0	0	0	0	0.0
Rasmus Ristolainen	3	0	1	1	0	0	0	0	0	0	4	0.0
Tyler Myers	3	0	1	1	1	2	0	0	0	0	7	0.0
Tim Schaller	2	0	1	1	-1	2	0	0	0	0	2	0.0
Marcus Foligno	3	0	1	1	1	5	0	0	0	0	3	0.0
Cody McCormick	1	0	0	0	0	0	0	0	0	0	0	0.0
Zac Dalpe	2	0	0	0	-1	0	0	0	0	0	2	0.0
Tyson Strachan	3	0	0	0	-3	0	0	0	0	0	0	0.0
Brian Flynn	1	0	0	0	1	0	0	0	0	0	1	0.0
Matt Ellis	2	0	0	0	-1	0	0	0	0	0	3	0.0
Andrej Meszaros	2	0	0	0	0	0	0	0	0	0	1	0.0
Nicolas Deslauriers	3	0	0	0	-1	0	0	0	0	0	2	0.0
Chris Stewart	3	0	0	0	0	4	0	0	0	0	1	0.0
Jerry D'Amigo	2	0	0	0	-2	2	0	0	0	0	0	0.0
Nikita Zadorov	2	0	0	0	3	2	0	0	0	0	2	0.0
Andre Benoit	2	0	0	0	-2	0	0	0	0	0	3	0.0
Philip Varone	2	0	0	0	-1	0	0	0	0	0	0	0.0

Power Play: 1 - 7 (14.3%) **Penalty Killing:** 1 - 6 (16.7%)

Goaltender	GP	Min	GA	GAA	SO	W	L	OT	SA	SV%
Jhonas Enroth	1	60	1	1.00	0	1	0	0	44	.977
Anders Lindback	2	91	5	3.30	0	0	0	1	60	.917
Chad Johnson	2	124	6	2.91	0	0	1	1	53	.887
Matt Hackett	1	34	4	7.08	0	0	1	0	23	.826

CAPITALS INDIVIDUAL SCORING

Player	GP	G	A	P	+/-	PIM	PP	SH	GW	EN	S	%
Curtis Glencross	3	2	3	5	2	0	1	0	0	0	8	25.0
Matt Niskanen	3	1	2	3	-1	2	1	0	0	0	6	16.7
Mike Green	3	1	2	3	3	0	0	0	0	0	10	10.0
Marcus Johansson	3	1	2	3	1	0	0	0	0	0	9	11.1
Nicklas Backstrom	3	0	3	3	1	2	0	0	0	0	6	0.0
Alex Ovechkin	3	1	1	2	0	4	1	0	0	0	25	4.0
Brooks Laich	2	1	1	2	1	2	0	0	0	0	5	20.0
Joel Ward	3	1	1	2	-4	0	1	0	0	0	5	20.0
Jay Beagle	2	1	1	2	0	0	0	0	0	0	7	14.3
Evgeny Kuznetsov	3	1	0	1	0	0	1	0	0	0	8	12.5
Troy Brouwer	3	0	1	1	2	2	0	0	0	0	6	0.0
Tom Wilson	3	0	1	1	1	0	0	0	0	0	4	0.0
John Carlson	3	0	1	1	-2	0	0	0	0	0	8	0.0
Tim Gleason	4	0	0	0	3	0	0	0	0	0	3	0.0
Eric Fehr	3	0	0	0	-1	2	0	0	0	0	5	0.0
Chris Conner	1	0	0	0	1	0	0	0	0	0	1	0.0
Jason Chimera	3	0	0	0	-4	7	0	0	0	0	7	0.0
Karl Alzner	3	0	0	0	-2	0	0	0	0	0	3	0.0
Brooks Orpik	2	0	0	0	0	0	0	0	0	0	4	0.0
Michael Latta	1	0	0	0	0	5	0	0	0	0	0	0.0
Andre Burakovsky	1	0	0	0	0	0	0	0	0	0	2	0.0
Nate Schmidt	2	0	0	0	-1	0	0	0	0	0	2	0.0

Power Play: 5 - 6 (83.3%) **Penalty Killing:** 6 - 7 (85.7%)

Goaltender	GP	Min	GA	GAA	SO	W	L	OT	SA	SV%
Braden Holtby	3	184	6	1.96	0	2	1	0	76	.921

@ BUF	Jets	Sabres	Attendance	Goaltenders	W. Goal
Nov 26, 2014	2	1	18,442	Ondrej Pavelec / Jhonas Enroth	Michael Frolik

@ WPG	Jets	Sabres	Attendance	Goaltenders	W. Goal
Dec 16, 2014	5	1	15,016	Ondrej Pavelec / Michal Neuvirth	Michael Frolik

SABRES INDIVIDUAL SCORING

Player	GP	G	A	P	+/-	PIM	PP	SH	GW	EN	S	%
Chris Stewart	3	1	0	1	-2	4	0	0	0	0	4	25.0
Nikita Zadorov	2	1	0	1	-3	2	1	0	0	0	2	50.0
Cody Hodgson	2	0	1	1	-1	0	0	0	0	0	1	0.0
Rasmus Ristolainen	2	0	1	1	-2	2	0	0	0	0	4	0.0
Marcus Foligno	2	0	1	1	0	2	0	0	0	0	3	0.0
Mike Weber	1	0	0	0	0	5	0	0	0	0	0	0.0
Brian Gionta	2	0	0	0	-2	0	0	0	0	0	2	0.0
Drew Stafford	2	0	0	0	-2	0	0	0	0	0	6	0.0
Torrey Mitchell	2	0	0	0	0	2	0	0	0	0	0	0.0
Tyson Strachan	2	0	0	0	0	0	0	0	0	0	2	0.0
Mikhail Grigorenko	1	0	0	0	-1	0	0	0	0	0	1	0.0
Matt Moulson	2	0	0	0	-1	0	0	0	0	0	4	0.0
Zemgus Girgensons	2	0	0	0	-1	0	0	0	0	0	2	0.0
Brian Flynn	2	0	0	0	-1	2	0	0	0	0	3	0.0
Patrick Kaleta	2	0	0	0	1	2	0	0	0	0	0	0.0
Andrej Meszaros	2	0	0	0	-2	2	0	0	0	0	1	0.0
Nicolas Deslauriers	2	0	0	0	-1	7	0	0	0	0	0	0.0
Tyler Myers	1	0	0	0	-1	0	0	0	0	0	3	0.0
Andre Benoit	2	0	0	0	-1	2	0	0	0	0	0	0.0
Tyler Ennis	2	0	0	0	-1	0	0	0	0	0	11	0.0

Power Play: 1 - 8 (12.5%) **Penalty Killing:** 5 - 7 (71.4%)

Goaltender	GP	Min	GA	GAA	SO	W	L	OT	SA	SV%
Michal Neuvirth	1	60	5	5.00	0	0	1	0	36	.861
Anders Lindback	1	58	2	2.09	0	0	1	0	22	.909
Jhonas Enroth	2	117	5	2.56	0	0	2	0	50	.900

JETS INDIVIDUAL SCORING

Player	GP	G	A	P	+/-	PIM	PP	SH	GW	EN	S	%
Mark Scheifele	2	2	1	3	1	2	0	0	0	0	5	40.0
Michael Frolik	2	2	1	3	4	0	0	2	0	0	3	66.7
Evander Kane	2	1	1	2	0	0	1	0	0	0	7	14.3
Jiri Tlusty	2	1	1	2	1	2	1	0	0	0	4	25.0
Bryan Little	2	1	0	1	0	0	1	0	0	0	5	20.0
Chris Thorburn	2	1	0	1	1	0	0	0	0	0	2	50.0
Mark Stuart	2	0	1	1	3	9	0	0	0	0	2	0.0
Jacob Trouba	1	0	1	1	1	0	0	0	0	0	2	0.0
Anthony Peluso	2	0	1	1	1	5	0	0	0	0	2	0.0
Andrew Ladd	2	0	1	1	0	2	0	0	0	0	6	0.0
Jim Slater	2	0	1	1	3	0	0	0	0	0	3	0.0
Jay Harrison	1	0	1	1	1	0	0	0	0	0	3	0.0
Grant Clitsome	2	0	1	1	1	2	0	0	0	0	3	0.0
Blake Wheeler	2	0	1	1	0	2	0	0	0	0	7	0.0
Mathieu Perreault	1	0	1	1	1	0	0	0	0	0	1	0.0
Adam Pardy	2	0	0	0	0	4	0	0	0	0	2	0.0
Paul Postma	2	0	0	0	1	0	0	0	0	0	0	0.0
Matt Halischuk	2	0	0	0	0	0	0	0	0	0	0	0.0
Adam Lowry	2	0	0	0	0	15	0	0	0	0	3	0.0
Lee Stempniak	2	0	0	0	-1	4	0	0	0	0	5	0.0
Dustin Byfuglien	2	0	0	0	0	0	0	0	0	0	5	0.0
Zach Bogosian	1	0	0	0	0	2	0	0	0	0	1	0.0
Ben Chiarot	1	0	0	0	1	0	0	0	0	0	3	0.0

Power Play: 2 - 7 (28.6%) **Penalty Killing:** 7 - 8 (87.5%)

Goaltender	GP	Min	GA	GAA	SO	W	L	OT	SA	SV%
Ondrej Pavelec	2	120	2	1.00	0	2	0	0	48	.958



RECORD BOOK

2015-16 **BUFFALO SABRES** MEDIA GUIDE

1970-71 24-39-15, 5TH PLACE — EAST DIVISION

Oct. 10	@ Pittsburgh	2-1	W	Jan. 13	@ Chicago	2-4	L
Oct. 14	@ NY Rangers	0-3	L	Jan. 14	St. Louis	2-1	W
Oct. 15	Montreal	0-3	L	Jan. 16	@ Minnesota	4-3	W
Oct. 17	@ St. Louis	1-4	L	Jan. 17	Montreal	4-4	T
Oct. 18	Pittsburgh	1-1	T	Jan. 21	NY Rangers	5-5	T
Oct. 22	@ Philadelphia	2-4	L	Jan. 23	@ St. Louis	1-7	L
Oct. 23	Detroit	4-3	W	Jan. 24	Philadelphia	6-4	W
Oct. 25	Chicago	0-4	L	Jan. 27	@ Los Angeles	3-3	T
Oct. 27	@ Vancouver	2-7	L	Jan. 29	@ California	4-2	W
Oct. 30	@ California	1-6	L	Jan. 31	@ Vancouver	6-1	W
Nov. 1	@ Los Angeles	2-4	L	Feb. 4	Los Angeles	5-2	W
Nov. 5	Vancouver	1-4	L	Feb. 6	@ Boston	3-4	L
Nov. 7	@ Montreal	2-11	L	Feb. 7	Toronto	3-4	L
Nov. 8	Philadelphia	1-3	L	Feb. 9	@ Vancouver	3-6	L
Nov. 13	California	4-2	W	Feb. 10	@ California	1-5	L
Nov. 15	Montreal	2-2	T	Feb. 12	California	3-0	W
Nov. 18	@ Toronto	7-2	W	Feb. 14	Philadelphia	3-2	W
Nov. 21	@ Minnesota	0-3	L	Feb. 17	@ Chicago	1-5	L
Nov. 25	@ Pittsburgh	4-4	T	Feb. 18	Pittsburgh	6-6	T
Nov. 26	NY Rangers	2-2	T	Feb. 20	@ Detroit	5-6	L
Nov. 29	California	1-2	L	Feb. 21	St. Louis	1-3	L
Dec. 3	Boston	4-4	T	Feb. 23	Boston	3-6	L
Dec. 6	Minnesota	1-0	W	Feb. 25	@ Philadelphia	2-3	L
Dec. 9	@ Chicago	1-6	L	Feb. 27	@ Toronto	0-2	L
Dec. 10	@ Boston	2-8	L	Feb. 28	Minnesota	5-2	W
Dec. 12	@ Detroit	3-5	L	Mar. 3	@ Los Angeles	3-3	T
Dec. 13	Toronto	0-4	L	Mar. 5	Chicago	2-2	T
Dec. 16	@ NY Rangers	0-4	L	Mar. 7	Vancouver	6-3	W
Dec. 17	Los Angeles	4-3	W	Mar. 13	@ St. Louis	0-9	L
Dec. 19	@ Toronto	0-2	L	Mar. 14	@ Minnesota	5-0	W
Dec. 20	Toronto	2-4	L	Mar. 18	St. Louis	5-3	W
Dec. 22	NY Rangers	2-7	L	Mar. 20	@ Montreal	2-5	L
Dec. 26	@ Montreal	4-4	T	Mar. 21	@ Boston	7-5	W
Dec. 27	Detroit	5-2	W	Mar. 23	@ NY Rangers	2-7	L
Jan. 1	Boston	4-9	L	Mar. 26	Vancouver	3-1	W
Jan. 3	Chicago	3-5	L	Mar. 28	Minnesota	4-2	W
Jan. 7	Detroit	7-4	W	Mar. 31	@ Pittsburgh	6-4	W
Jan. 9	@ Detroit	2-3	L	Apr. 1	Pittsburgh	3-3	T
Jan. 10	Los Angeles	2-2	T	Apr. 4	@ Philadelphia	3-3	T

1971-72 16-43-19, 6TH PLACE — EAST DIVISION

Oct. 10	Pittsburgh	2-1	W	Jan. 2	California	4-4	T
Oct. 12	@ St. Louis	1-4	L	Jan. 6	Boston	2-5	L
Oct. 14	@ Boston	2-6	L	Jan. 9	Toronto	1-2	L
Oct. 16	@ Montreal	3-9	L	Jan. 13	NY Rangers	2-5	L
Oct. 17	Minnesota	2-3	L	Jan. 15	@ Montreal	2-6	L
Oct. 20	@ Toronto	7-2	W	Jan. 16	Montreal	4-2	W
Oct. 21	Chicago	2-5	L	Jan. 20	Vancouver	1-0	W
Oct. 23	@ Minnesota	1-5	L	Jan. 22	@ Detroit	2-3	L
Oct. 24	St. Louis	2-3	L	Jan. 23	@ Boston	3-3	T
Oct. 27	@ Los Angeles	3-2	W	Jan. 26	@ NY Rangers	1-5	L
Oct. 30	@ Vancouver	4-4	T	Jan. 27	Detroit	1-3	L
Oct. 31	@ California	2-2	T	Jan. 30	Los Angeles	2-2	T
Nov. 4	@ Detroit	4-4	T	Feb. 3	NY Rangers	2-4	L
Nov. 5	Philadelphia	5-2	W	Feb. 5	@ Minnesota	3-3	T
Nov. 7	Detroit	3-3	T	Feb. 6	Boston	8-2	W
Nov. 11	Los Angeles	2-4	L	Feb. 10	@ Detroit	2-4	L
Nov. 13	@ NY Rangers	2-5	L	Feb. 12	@ Boston	1-5	L
Nov. 14	Montreal	2-2	T	Feb. 13	Philadelphia	4-4	T
Nov. 18	California	5-7	L	Feb. 17	Pittsburgh	0-2	L
Nov. 21	Toronto	3-4	L	Feb. 19	@ Toronto	1-4	L
Nov. 24	@ Los Angeles	3-5	L	Feb. 20	Montreal	0-4	L
Nov. 27	@ Vancouver	2-5	L	Feb. 23	@ Chicago	2-1	W
Nov. 28	@ California	3-5	L	Feb. 24	Chicago	5-3	W
Dec. 1	@ NY Rangers	2-7	L	Feb. 27	California	4-4	T
Dec. 2	Los Angeles	2-0	W	Mar. 1	@ Montreal	1-4	L
Dec. 4	@ St. Louis	1-5	L	Mar. 2	NY Rangers	3-4	L
Dec. 5	Minnesota	3-1	W	Mar. 5	St. Louis	2-6	L
Dec. 9	Chicago	1-3	L	Mar. 8	@ California	3-6	L
Dec. 11	@ Pittsburgh	3-3	T	Mar. 10	@ Vancouver	2-3	L
Dec. 12	Toronto	2-4	L	Mar. 11	@ Los Angeles	3-5	L
Dec. 15	@ Chicago	1-2	L	Mar. 14	@ Minnesota	4-3	W
Dec. 16	@ Philadelphia	0-5	L	Mar. 16	@ Philadelphia	3-3	T
Dec. 18	@ Toronto	1-8	L	Mar. 17	Vancouver	2-6	L
Dec. 19	Vancouver	5-1	W	Mar. 19	@ Chicago	3-3	T
Dec. 23	Boston	4-4	T	Mar. 22	@ Pittsburgh	4-3	W
Dec. 25	@ St. Louis	4-4	T	Mar. 23	Minnesota	4-4	T
Dec. 26	St. Louis	6-3	W	Mar. 26	Pittsburgh	2-2	T
Dec. 29	Detroit	3-7	L	Mar. 30	@ Philadelphia	1-3	L
Dec. 31	@ Pittsburgh	3-3	T	Apr. 2	Philadelphia	3-2	W

1970-71 REGULAR SEASON SCORING

NO.	PLAYER	GP	G	A	PTS	+/-	PIM	PP	SH	GW	GT	SHOTS	PCT.
11	Gil Perreault	78	38	34	72	-39	19	14	0	5	3	210	18.1
10	Phil Goyette	60	15	46	61	-15	6	9	0	1	0	119	12.6
15	Gerry Meehan	77	24	31	55	-12	8	5	0	1	2	163	14.7
22	Don Marshall	62	20	29	49	-13	6	9	0	1	2	112	17.9
23	Eddie Shack	56	25	17	42	-29	93	10	0	4	1	192	13.0
19	Steve Atkinson	57	20	18	38	1	12	0	1	2	3	126	15.9
21	Paul Andrea	47	11	21	32	-16	4	2	0	3	0	99	11.1
6	Al Hamilton	69	2	28	30	-23	71	0	0	0	0	98	2.0
26	Larry Keenan	51	7	20	27	-10	6	3	0	2	0	67	10.4
5	Doug Barrie	75	4	23	27	-	168	0	0	0	1	128	3.1
16	Ron Anderson	74	14	12	26	-11	44	0	1	3	0	139	10.1
20	Dick Duff	53	7	13	20	-16	12	0	0	1	1	67	10.4
17	Floyd Smith	77	6	11	17	-12	46	0	2	0	0	80	7.5
9	Reg Fleming	78	6	10	16	-8	159	0	0	0	0	54	11.1
7	Cliff Schmautz	26	5	7	12	0	10	2	0	0	0	44	11.4
2	Jim Watson	78	2	9	11	-28	147	0	0	0	1	114	1.8
12	Skip Krake	74	4	5	9	-21	68	1	0	0	0	64	6.3
18	Kevin O'Shea	41	4	4	8	-11	8	0	1	1	1	33	12.1
3	Tracy Pratt	76	1	7	8	0	179	0	0	0	0	34	2.9
24	Jean-Guy Talbot	57	0	7	7	0	36	0	0	0	0	41	0.0
14	Randy Wyrozub	16	2	2	4	0	6	1	0	0	0	22	9.1
19	Francois Lacombe	1	0	1	1	0	2	0	0	0	0	1	0.0
28	Dave Dryden	10	0	1	1	0	0	0	0	0	0	0	0.0
8	Billy Inglis	14	0	1	1	0	4	0	0	0	0	9	0.0
30	Joe Daley	38	0	1	1	0	12	0	0	0	0	0	0.0
19	Brian Perry	1	0	0	0	0	0	0	0	0	0	0	0.0
28	Terry Ball	2	0	0	0	0	0	0	0	0	0	2	0.0
21	Jean-Guy Lagace	3	0	0	0	0	2	0	0	0	0	3	0.0
23	Paul Terbenche	3	0	0	0	0	2	0	0	0	0	1	0.0
24	Butch Deadmarsh	10	0	0	0	0	9	0	0	0	0	7	0.0
20	Brian McDonald	12	0	0	0	0	29	0	0	0	0	15	0.0
4	Mike McMahon	12	0	0	0	0	4	0	0	0	0	20	0.0
25	Hap Myers	13	0	0	0	0	6	0	0	0	0	14	0.0
1	Roger Crozier	43	0	0	0	0	0	0	0	0	0	0	0.0

NO.	GOALTENDER	GP	MIN	AVG.	W	L	T	EN	SO	GA	SA	PCT.
30	Joe Daley	38	2073	3.70	12	16	8	2	1	128	1247	.897
1	Roger Crozier	43	2198	3.68	9	20	7	1	1	135	1347	.901
28	Dave Dryden	10	409	3.37	3	3	0	2	1	23	206	.889
	TEAM TOTALS	**78**	**4680**	**3.73**	**24**	**39**	**15**	**5**	**3**	**291**	**2800**	**.896**

1971-72 REGULAR SEASON SCORING

NO.	PLAYER	GP	G	A	PTS	+/-	PIM	PP	SH	GW	GT	SHOTS	PCT.
7	Rick Martin	73	44	30	74	-38	36	19	0	5	4	266	16.5
11	Gil Perreault	76	26	48	74	-40	24	11	0	1	1	218	11.9
15	Gerry Meehan	77	19	27	46	-28	12	4	0	2	2	164	11.6
6	Al Hamilton	76	4	30	34	-12	105	1	0	1	1	91	4.4
23	Eddie Shack	55	11	14	25	-11	34	4	0	0	0	92	11.9
19	Steve Atkinson	67	14	10	24	-22	26	3	0	0	1	122	11.5
8	Jim Lorentz	35	10	14	24	-11	12	2	0	1	0	85	11.8
24	Chris Evans	61	6	18	24	-	98	2	0	0	0	99	6.1
10	Phil Goyette	37	3	21	24	-10	14	3	0	0	0	33	9.1
20	Don Luce	78	11	8	19	-18	38	0	0	1	1	126	8.7
9	Danny Lawson	78	10	6	16	-23	15	0	1	0	3	176	5.7
12	Mike Byers	46	9	7	16	-	12	3	0	1	1	69	13.0
25	Craig Ramsay	57	6	10	16	5	0	0	0	2	0	43	14.0
18	Kevin O'Shea	52	6	9	15	-	44	0	0	0	1	56	10.7
3	Mike Robitaille	31	2	10	12	-14	22	1	0	0	0	62	3.2
5	Larry Hillman	43	1	11	12	-21	58	0	0	0	0	78	1.3
4	Tracy Pratt	27	0	10	10	0	52	0	0	0	0	31	0.0
23	Rene Robert	12	6	3	9	-5	2	3	0	0	2	42	14.3
2	Jim Watson	66	2	6	8	-33	101	1	0	0	1	78	2.6
26	Randy Wyrozub	34	3	4	7	-1	0	0	0	0	0	36	8.3
5	Doug Barrie	27	2	5	7	-21	45	0	0	1	1	24	8.3
8	Dick Duff	8	2	2	4	-2	0	0	0	0	0	5	40.0
16	Ron Anderson	37	0	4	4	-10	19	0	0	0	0	35	0.0
14	Rod Zaine	24	2	1	3	-14	4	0	0	1	0	23	8.6
22	Ray McKay	39	0	3	3	-12	18	0	0	0	0	18	0.0
26	Larry Keenan	14	2	0	2	-3	2	0	0	0	0	15	13.3
8	Butch Deadmarsh	12	1	1	2	-10	4	0	0	0	0	10	10.0
23	John Gould	2	1	0	1	-1	0	0	0	0	0	3	33.3
21	Larry Mickey	4	0	1	1	-1	0	0	0	0	0	5	0.0
17	Floyd Smith	6	0	1	1	-4	2	0	0	0	0	1	0.0
21	Terry Ball	10	0	1	1	-7	6	0	0	0	0	8	0.0
3	Paul Terbenche	9	0	0	0	-13	2	0	0	0	0	7	0.0
30	Dave Dryden	20	0	0	0	0	0	0	0	0	0	0	0.0
1	Roger Crozier	63	0	0	0	0	10	0	0	0	0	0	0.0

NO.	GOALTENDER	GP	MIN	AVG.	W	L	T	EN	SO	GA	SA	PCT.
1	Roger Crozier	63	3654	3.51	13	34	14	7	2	214	2190	.902
30	Dave Dryden	20	1026	3.97	3	9	5	0	0	68	599	.886
	TEAM TOTALS	**78**	**4680**	**3.70**	**16**	**43**	**19**	**7**	**2**	**289**	**2789**	**.896**

1972-73 37-27-14, 4TH PLACE — EAST DIVISION

Oct. 8	Atlanta	5-3	W	Jan. 4	@ Detroit	2-4	L
Oct. 11	Los Angeles	7-3	W	Jan. 6	@ NY Rangers	4-1	W
Oct. 14	@ Atlanta	1-1	T	Jan. 7	Philadelphia	2-0	W
Oct. 15	Toronto	3-2	W	Jan. 11	NY Rangers	2-4	L
Oct. 19	Vancouver	6-0	W	Jan. 14	@ Boston	0-6	L
Oct. 21	@ St. Louis	1-1	T	Jan. 18	Chicago	5-1	W
Oct. 22	Atlanta	7-2	W	Jan. 20	@ Detroit	2-4	L
Oct. 25	Boston	2-2	T	Jan. 21	Philadelphia	3-4	L
Oct. 28	@ Montreal	3-3	T	Jan. 25	Minnesota	5-2	W
Oct. 29	Minnesota	2-1	W	Jan. 28	Atlanta	5-8	L
Nov. 1	@ Toronto	1-7	L	Feb. 1	Los Angeles	5-3	W
Nov. 4	@ Philadelphia	3-5	L	Feb. 3	@ NY Islanders	1-1	T
Nov. 5	St. Louis	1-1	T	Feb. 4	NY Islanders	5-1	W
Nov. 9	California	0-0	T	Feb. 7	@ Chicago	1-2	L
Nov. 11	@ Philadelphia	1-3	L	Feb. 8	California	4-0	W
Nov. 12	Pittsburgh	1-0	W	Feb. 10	@ Montreal	1-2	L
Nov. 15	@ Los Angeles	3-3	T	Feb. 11	Detroit	2-5	L
Nov. 17	@ California	1-5	L	Feb. 14	@ Toronto	3-2	W
Nov. 19	@ Vancouver	5-9	L	Feb. 15	NY Rangers	4-1	W
Nov. 22	@ Detroit	2-6	L	Feb. 17	@ Pittsburgh	3-3	T
Nov. 23	NY Rangers	5-3	W	Feb. 18	Pittsburgh	4-1	W
Nov. 26	NY Islanders	9-2	W	Feb. 22	Vancouver	3-1	W
Nov. 28	@ NY Islanders	7-2	W	Feb. 24	@ Minnesota	2-4	L
Nov. 30	@ Boston	4-5	L	Feb. 25	Pittsburgh	2-1	W
Dec. 2	@ Minnesota	6-8	L	Mar. 1	@ Atlanta	4-4	T
Dec. 3	Minnesota	7-4	W	Mar. 4	Montreal	2-4	L
Dec. 6	@ NY Rangers	3-2	W	Mar. 6	@ Los Angeles	2-2	T
Dec. 7	Detroit	6-1	W	Mar. 7	@ California	2-2	T
Dec. 10	Montreal	4-2	W	Mar. 9	@ Vancouver	2-5	L
Dec. 13	Boston	7-3	W	Mar. 13	@ St. Louis	0-2	L
Dec. 16	@ St. Louis	4-3	W	Mar. 15	Boston	1-4	L
Dec. 17	Toronto	4-0	W	Mar. 17	@ Montreal	3-3	T
Dec. 20	Vancouver	6-3	W	Mar. 18	Toronto	5-1	W
Dec. 22	@ California	2-4	L	Mar. 21	@ Chicago	2-6	L
Dec. 23	@ Los Angeles	0-2	L	Mar. 24	@ Pittsburgh	4-4	T
Dec. 27	@ NY Rangers	4-1	W	Mar. 25	@ Boston	1-6	L
Dec. 28	Chicago	8-2	W	Mar. 27	@ NY Islanders	3-2	W
Dec. 31	@ Chicago	2-4	L	Mar. 28	Philadelphia	6-3	W
Jan. 3	NY Islanders	4-1	W	Apr. 1	St. Louis	3-1	W

1973-74 32-34-12, 5TH PLACE — EAST DIVISION

Oct. 10	@ Toronto	4-7	L	Jan. 9	@ Atlanta	0-3	L
Oct. 13	@ Minnesota	4-3	W	Jan. 10	NY Rangers	7-2	W
Oct. 14	Vancouver	1-3	L	Jan. 12	@ Pittsburgh	2-5	L
Oct. 18	Los Angeles	6-2	W	Jan. 13	St. Louis	1-0	W
Oct. 20	@ NY Islanders	2-1	W	Jan. 17	@ Philadelphia	2-7	L
Oct. 21	Toronto	4-3	W	Jan. 19	@ NY Islanders	2-2	T
Oct. 24	Chicago	3-1	W	Jan. 20	California	6-4	W
Oct. 25	@ Boston	4-9	L	Jan. 24	Montreal	1-4	L
Oct. 28	NY Islanders	5-2	W	Jan. 27	Vancouver	2-3	L
Oct. 31	California	3-2	W	Jan. 31	@ Philadelphia	3-4	L
Nov. 4	Montreal	1-1	T	Feb. 2	@ St. Louis	1-6	L
Nov. 6	@ Vancouver	2-3	L	Feb. 3	Toronto	3-3	T
Nov. 9	@ California	3-6	L	Feb. 6	@ Los Angeles	1-5	L
Nov. 10	@ Los Angeles	5-3	W	Feb. 8	@ California	7-2	W
Nov. 14	@ Atlanta	3-1	W	Feb. 10	@ Vancouver	2-5	L
Nov. 16	@ Montreal	5-8	L	Feb. 14	Los Angeles	4-2	W
Nov. 18	California	0-2	L	Feb. 17	Detroit	2-1	W
Nov. 21	@ Atlanta	2-3	L	Feb. 20	@ Toronto	2-4	L
Nov. 22	NY Rangers	6-7	L	Feb. 21	Atlanta	4-4	T
Nov. 25	Atlanta	3-4	L	Feb. 24	Boston	3-2	W
Nov. 29	Los Angeles	2-1	W	Feb. 28	Chicago	2-2	T
Dec. 1	@ Detroit	4-1	W	Mar. 2	@ Philadelphia	2-4	L
Dec. 2	Detroit	6-1	W	Mar. 3	NY Islanders	4-3	W
Dec. 6	NY Rangers	8-4	W	Mar. 6	@ Minnesota	4-4	T
Dec. 8	@ Boston	2-5	L	Mar. 8	@ Vancouver	4-2	W
Dec. 9	Toronto	5-2	W	Mar. 10	Philadelphia	3-4	L
Dec. 12	@ NY Rangers	1-1	T	Mar. 12	@ Boston	0-4	L
Dec. 15	@ Minnesota	3-4	L	Mar. 14	Boston	3-4	L
Dec. 16	St. Louis	2-5	L	Mar. 16	@ St. Louis	2-2	T
Dec. 19	@ Chicago	2-2	T	Mar. 17	Minnesota	5-2	W
Dec. 20	Montreal	2-2	T	Mar. 20	@ Chicago	3-2	W
Dec. 22	@ Montreal	1-7	L	Mar. 23	@ NY Islanders	1-1	T
Dec. 23	Pittsburgh	3-2	W	Mar. 24	@ NY Rangers	3-5	L
Dec. 27	Detroit	3-1	W	Mar. 27	@ Detroit	1-3	L
Dec. 30	Philadelphia	4-5	L	Mar. 28	Chicago	2-2	T
Dec. 31	@ Detroit	6-5	W	Mar. 31	Minnesota	6-1	W
Jan. 3	Pittsburgh	6-1	W	Apr. 4	@ Pittsburgh	2-4	L
Jan. 5	@ Pittsburgh	2-5	L	Apr. 6	@ Toronto	1-3	L
Jan. 6	Vancouver	6-3	W	Apr. 7	St. Louis	5-2	W

1972-73 REGULAR SEASON SCORING

NO.	PLAYER	GP	G	A	PTS	+/-	PIM	PP	SH	GW	GT	SHOTS	PCT.
11	Gil Perreault	78	28	60	88	11	10	8	0	7	0	234	12.0
14	Rene Robert	75	40	43	83	16	83	9	0	6	0	265	15.1
7	Rick Martin	75	37	36	73	4	79	11	0	4	3	299	12.4
8	Jim Lorentz	78	27	35	62	6	30	11	0	5	1	175	15.4
15	Gerry Meehan	77	31	29	60	4	21	3	1	6	2	208	14.9
20	Don Luce	78	18	25	43	7	32	0	3	2	0	198	9.1
21	Hugh Harris	60	12	26	38	9	17	0	0	0	0	121	9.9
5	Larry Hillman	78	5	24	29	-3	56	2	0	0	0	102	4.9
10	Craig Ramsay	76	11	17	28	13	15	0	1	1	0	89	12.4
12	Larry Mickey	77	15	9	24	-6	47	1	0	2	3	160	9.4
3	Mike Robitaille	65	4	17	21	9	40	0	0	0	1	182	2.2
6	Jim Schoenfeld	66	4	15	19	12	178	1	0	0	0	91	4.4
19	Steve Atkinson	61	9	9	18	-5	36	2	0	1	1	96	9.4
2	Tim Horton	69	1	16	17	12	56	0	0	0	0	73	1.4
4	Tracy Pratt	74	1	15	16	9	116	0	0	0	0	63	1.6
9	Norm Gratton	21	6	5	11	0	12	2	0	1	1	26	23.1
23	Larry Carriere	40	2	8	10	-1	52	1	0	0	1	34	5.8
18	Paul Terbenche	42	0	7	7	7	8	0	0	0	0	20	0.0
16	Randy Wyrozub	45	3	3	6	-1	4	0	0	2	0	23	13.0
22	Doug Rombough	5	2	0	2	2	0	0	0	0	0	3	66.7
9	Butch Deadmarsh	34	1	1	2	-3	26	1	0	0	0	15	6.6
17	Rick Dudley	6	0	1	1	-2	7	0	0	0	0	6	0.0
24	John Gould	8	0	1	1	0	0	0	0	0	0	4	0.0
24	Ron Busniuk	1	0	0	0	0	9	0	0	0	0	1	0.0
22	Ray McKay	1	0	0	0	0	0	0	0	0	0	0	0.0
28	Rocky Farr	1	0	0	0	0	0	0	0	0	0	0	0.0
17	Bob Richer	3	0	0	0	0	0	0	0	0	0	0	0.0
30	Dave Dryden	37	0	0	0	0	0	0	0	0	0	0	0.0
1	Roger Crozier	48	0	0	0	0	4	4	0	0	0	0	0.0

NO.	GOALTENDER	GP	MIN	AVG.	W	L	T	EN	SO	GA	SA	PCT.
1	Roger Crozier	48	2633	2.76	23	13	7	3	3	121	1277	.905
30	Dave Dryden	37	2018	2.65	14	13	7	3	3	89	968	.908
28	Rocky Farr	1	29	6.21	0	1	0	0	0	3	--	--
	TEAM TOTALS	78	4680	2.81	37	27	14	6	6	219		

1973-74 REGULAR SEASON SCORING

NO.	PLAYER	GP	G	A	PTS	+/-	PIM	PP	SH	GW	GT	SHOTS	PCT.
7	Rick Martin	78	52	34	86	-22	38	8	0	6	3	320	16.2
14	Rene Robert	76	21	44	65	-16	71	3	0	5	1	245	8.5
20	Don Luce	75	26	30	56	3	44	2	3	1	2	237	10.9
8	Jim Lorentz	78	23	31	54	-	28	12	0	4	0	145	15.8
11	Gil Perreault	55	18	33	51	-8	10	6	0	7	2	163	11.0
15	Gerry Meehan	72	20	26	46	-7	17	6	0	1	1	160	12.5
10	Craig Ramsay	78	20	26	46	17	0	1	2	3	2	154	12.9
23	Larry Carriere	77	6	24	30	3	103	3	0	0	0	113	5.3
17	Rick Dudley	67	13	13	26	0	71	0	0	2	1	100	13.0
3	Mike Robitaille	71	2	18	20	2	60	2	0	0	0	185	1.0
4	Jerry Korab	45	6	12	18	-23	73	2	0	0	0	106	5.6
9	Norm Gratton	56	6	12	18	-10	16	2	0	0	0	53	11.3
19	Steve Atkinson	70	6	10	16	1	22	0	0	1	0	109	5.5
22	Doug Rombough	46	6	9	15	2	27	0	0	1	0	38	15.7
18	Paul Terbenche	68	2	12	14	3	8	0	0	0	0	42	4.7
24	Peter McNab	22	3	6	9	-3	9	0	0	0	0	24	12.5
6	Jim Schoenfeld	28	1	8	9	-9	56	0	0	0	0	49	2.0
12	Larry Mickey	13	3	4	7	5	8	0	0	0	0	18	16.6
4	Tracy Pratt	33	0	7	7	9	52	0	0	0	0	20	0.0
21	John Gould	30	4	2	6	-7	2	0	0	1	0	48	8.3
2	Tim Horton	55	0	6	6	5	53	0	0	0	0	59	0.0
21	Brian Spencer	13	3	2	5	-3	4	1	0	0	0	21	14.2
21	Ron Busniuk	5	0	3	3	-1	4	0	0	0	0	3	0.0
16	Real Lemieux	11	1	1	2	0	4	0	0	0	0	4	25.0
24	Bill Hajt	6	0	2	2	-1	0	0	0	0	0	4	0.0
24	Randy Wyrozub	5	0	1	1	-1	0	0	0	0	0	4	0.0
30	Dave Dryden	53	0	1	1	0	4	0	0	0	0	0	0.0
28	Rocky Farr	11	0	0	0	0	2	0	0	0	0	0	0.0
29	Gary Bromley	12	0	0	0	0	2	0	0	0	0	0	0.0
1	Roger Crozier	12	0	0	0	0	2	0	0	0	0	0	0.0
23	Joe Noris	18	0	0	0	-4	2	0	0	0	0	9	0.0

NO.	GOALTENDER	GP	MIN	AVG.	W	L	T	EN	SO	GA	SA	PCT.
30	Dave Dryden	53	2987	2.97	23	20	8	3	1	148	1399	.894
1	Roger Crozier	12	615	3.80	4	5	0	0	0	39	--	--
29	Gary Bromley	12	598	3.31	3	5	3	0	0	33	--	--
28	Rocky Farr	11	480	3.13	2	4	1	2	0	25	257	.903
	TEAM TOTALS	78	4680	3.21	32	34	12	5	1	250		

RECORD BOOK
YEAR-BY-YEAR RESULTS

1974-75 49-16-15, 1st PLACE — ADAMS DIVISION

Oct. 10	Boston	9-5	W	Jan. 11	@ Detroit	3-3	T
Oct. 12	@ Philadelphia	1-6	L	Jan. 12	Vancouver	5-1	W
Oct. 13	Los Angeles	1-4	L	Jan. 15	@ California	4-0	W
Oct. 17	California	6-1	W	Jan. 17	@ Vancouver	4-2	W
Oct. 19	@ Minnesota	2-1	W	Jan. 19	Kansas City	5-0	W
Oct. 20	Toronto	5-5	T	Jan. 23	Detroit	5-1	W
Oct. 24	@ Los Angeles	2-7	L	Jan. 25	@ Montreal	7-6	W
Oct. 26	@ St. Louis	2-0	W	Jan. 26	Atlanta	3-4	L
Oct. 27	Montreal	3-2	W	Jan. 30	NY Rangers	6-3	W
Nov. 2	@ Toronto	6-3	W	Feb. 1	@ Philadelphia	0-6	L
Nov. 3	@ NY Rangers	4-3	W	Feb. 2	Kansas City	8-1	W
Nov. 5	@ Boston	2-2	T	Feb. 4	@ Detroit	6-1	W
Nov. 6	Chicago	6-4	W	Feb. 6	@ NY Islanders	2-2	T
Nov. 9	@ Kansas City	6-1	W	Feb. 9	Montreal	4-4	T
Nov. 10	Pittsburgh	8-3	W	Feb. 12	@ Pittsburgh	3-3	T
Nov. 13	@ Montreal	8-6	W	Feb. 13	Boston	3-1	W
Nov. 14	Minnesota	5-3	W	Feb. 16	St. Louis	4-4	T
Nov. 16	@ Boston	5-7	L	Feb. 18	@ NY Islanders	3-2	W
Nov. 17	Atlanta	4-0	W	Feb. 20	Philadelphia	6-6	T
Nov. 20	Washington	7-3	W	Feb. 21	@ Washington	9-4	W
Nov. 22	@ Atlanta	4-4	T	Feb. 23	Toronto	4-1	W
Nov. 24	Montreal	6-4	W	Feb. 27	Los Angeles	5-0	W
Nov. 27	@ Chicago	3-1	W	Mar. 1	@ Detroit	2-3	L
Nov. 28	Detroit	5-2	W	Mar. 2	NY Islanders	3-3	T
Nov. 30	@ Pittsburgh	5-5	T	Mar. 5	@ NY Rangers	6-3	W
Dec. 1	Pittsburgh	6-3	W	Mar. 8	@ St. Louis	3-3	T
Dec. 3	@ Washington	5-3	W	Mar. 9	Pittsburgh	8-4	W
Dec. 5	Washington	9-2	W	Mar. 11	@ Los Angeles	2-2	T
Dec. 8	Minnesota	5-0	W	Mar. 12	@ California	7-2	W
Dec. 12	Vancouver	3-5	L	Mar. 14	@ Vancouver	1-5	L
Dec. 14	@ Minnesota	2-4	L	Mar. 16	@ Toronto	11-3	W
Dec. 15	California	5-5	T	Mar. 20	NY Rangers	6-3	W
Dec. 18	NY Islanders	3-2	W	Mar. 22	@ Kansas City	4-2	W
Dec. 22	@ Washington	4-0	W	Mar. 23	California	9-4	W
Dec. 26	Chicago	3-1	W	Mar. 26	@ Chicago	1-5	L
Dec. 27	@ NY Rangers	5-9	L	Mar. 28	@ Atlanta	2-3	L
Dec. 29	Philadelphia	2-5	L	Mar. 30	Toronto	4-5	L
Jan. 3	@ California	2-2	T	Apr. 1	@ Boston	3-1	W
Jan. 5	St. Louis	4-2	W	Apr. 3	Boston	4-2	W
Jan. 9	Los Angeles	2-5	L	Apr. 5	@ Toronto	4-2	W

1975-76 46-21-13, 2nd PLACE — ADAMS DIVISION

Oct. 9	Detroit	4-0	W	Jan. 13	@ St. Louis	3-7	L
Oct. 12	Toronto	8-3	W	Jan. 15	Washington	5-3	W
Oct. 16	Chicago	7-1	W	Jan. 17	@ Pittsburgh	2-3	L
Oct. 18	@ St. Louis	5-3	W	Jan. 18	Minnesota	4-1	W
Oct. 19	Washington	5-4	W	Jan. 22	@ Boston	3-5	L
Oct. 22	NY Rangers	9-1	W	Jan. 23	@ Atlanta	3-3	T
Oct. 25	@ Detroit	5-3	W	Jan. 25	St. Louis	4-2	W
Oct. 26	California	3-2	W	Jan. 28	@ NY Rangers	3-3	T
Oct. 29	@ Toronto	2-3	L	Jan. 29	Philadelphia	1-1	T
Oct. 30	Vancouver	4-4	T	Feb. 1	@ California	9-5	W
Nov. 2	Pittsburgh	7-2	W	Feb. 3	@ Vancouver	1-2	L
Nov. 3	@ Montreal	2-3	L	Feb. 4	@ Los Angeles	4-3	W
Nov. 5	Boston	4-0	W	Feb. 7	@ Minnesota	4-3	W
Nov. 9	Montreal	5-1	W	Feb. 8	California	5-5	T
Nov. 12	Philadelphia	1-3	L	Feb. 11	Detroit	4-2	W
Nov. 15	@ Pittsburgh	5-2	W	Feb. 13	@ Atlanta	3-2	W
Nov. 16	California	4-1	W	Feb. 15	NY Islanders	1-3	L
Nov. 18	@ NY Islanders	3-1	W	Feb. 18	@ Chicago	4-4	T
Nov. 20	Detroit	7-2	W	Feb. 19	Atlanta	3-1	W
Nov. 23	Kansas City	6-2	W	Feb. 21	@ Toronto	4-6	L
Nov. 25	@ Vancouver	0-4	L	Feb. 22	Montreal	2-4	L
Nov. 28	@ California	4-2	W	Feb. 26	Toronto	5-2	W
Nov. 29	@ Los Angeles	3-8	L	Feb. 28	@ Kansas City	4-4	T
Dec. 3	@ Washington	4-4	T	Feb. 29	Los Angeles	5-1	W
Dec. 4	NY Rangers	6-6	T	Mar. 4	Chicago	6-3	W
Dec. 6	@ NY Islanders	4-2	W	Mar. 6	@ Montreal	2-3	L
Dec. 7	NY Islanders	0-3	L	Mar. 7	St. Louis	4-4	T
Dec. 10	@ NY Rangers	2-2	T	Mar. 10	@ Pittsburgh	7-6	W
Dec. 14	Atlanta	4-7	L	Mar. 11	@ Philadelphia	1-6	L
Dec. 17	@ Detroit	1-3	L	Mar. 14	@ Minnesota	8-2	W
Dec. 18	Minnesota	5-2	W	Mar. 16	@ Los Angeles	4-2	W
Dec. 20	@ Boston	3-5	L	Mar. 17	@ California	5-3	W
Dec. 21	Washington	14-2	W	Mar. 21	Kansas City	3-1	W
Dec. 23	@ Kansas City	5-1	W	Mar. 24	NY Rangers	7-3	W
Dec. 26	Boston	3-6	L	Mar. 26	@ Washington	4-1	W
Dec. 28	@ Chicago	2-2	T	Mar. 27	@ Toronto	4-2	W
Jan. 1	Los Angeles	6-9	L	Mar. 30	@ Boston	4-4	T
Jan. 5	@ Montreal	4-2	W	Apr. 1	Boston	7-2	W
Jan. 8	Vancouver	8-5	W	Apr. 3	@ Philadelphia	2-5	L
Jan. 11	Pittsburgh	6-0	W	Apr. 4	Toronto	5-2	W

1974-75 REGULAR SEASON SCORING

NO.	PLAYER	GP	G	A	PTS	+/-	PIM	PP	SH	GW	GT	SHOTS	PCT.
14	Rene Robert	74	40	60	100	6	75	14	0	3	3	264	15.2
11	Gil Perreault	68	39	57	96	1	36	12	0	8	2	245	15.9
7	Rick Martin	68	52	43	95	5	72	21	0	6	2	301	17.3
20	Don Luce	80	33	43	76	61	45	1	8	6	0	245	13.5
9	Rick Dudley	78	31	39	70	29	116	4	0	6	0	226	13.7
8	Jim Lorentz	72	25	45	70	17	18	6	0	6	0	140	17.9
10	Craig Ramsay	80	26	38	64	51	26	1	7	7	1	200	13.0
18	Danny Gare	78	31	31	62	40	75	5	0	2	2	274	11.3
4	Jerry Korab	79	12	44	56	41	184	3	2	1	0	218	5.5
16	Peter McNab	53	22	21	43	13	8	1	0	1	2	90	24.4
21	Brian Spencer	73	12	29	41	17	77	1	0	1	1	126	9.5
17	Fred Stanfield	32	12	21	33	9	4	6	0	2	1	77	15.6
22	Jocelyn Guevremont	66	7	25	32	32	32	4	0	0	1	160	4.4
24	Bill Hajt	76	3	26	29	47	68	1	0	0	0	107	2.8
6	Jim Schoenfeld	68	1	19	20	35	184	0	0	0	0	148	0.7
23	Larry Carriere	80	1	11	12	12	111	0	0	0	0	84	1.2
9	Norm Gratton	25	3	6	9	2	2	1	0	0	0	16	18.8
5	Lee Fogolin	50	2	2	4	0	59	2	0	0	0	14	14.3
29	Gary Bromley	50	0	4	4	0	2	0	0	0	0	0	0.0
12	Larry Mickey	23	2	0	2	1	2	0	0	0	0	6	33.3
1	Roger Crozier	23	0	2	2	0	8	0	0	0	0	0	0.0
3	Mike Robitaille	3	0	1	1	2	0	0	0	0	0	4	0.0
15	Gerry Meehan	3	0	1	1	-3	2	0	0	0	0	4	0.0
3	Paul McIntosh	6	0	1	1	2	5	0	0	0	0	1	0.0
15	Bryan McSheffrey	3	0	0	0	1	0	0	0	0	0	1	0.0
30	Rocky Farr	7	0	0	0	0	0	0	0	0	0	0	0.0
30	Gerry Desjardins	9	0	0	0	0	0	0	0	0	0	0	0.0
19	Morris Titanic	17	0	0	0	-4	0	0	0	0	0	6	0.0

NO.	GOALTENDER	GP	MIN	AVG.	W	L	T	EN	SO	GA	SA	PCT.
29	Gary Bromley	50	2787	3.10	26	11	11	2	4	144	1133	.873
1	Roger Crozier	23	1260	2.62	17	2	1	0	3	55	573	.904
30	Gerry Desjardins	9	540	2.78	6	2	1	0	0	25	264	.905
30	Rocky Farr	7	213	3.94	0	1	2	0	0	14	114	.877
	TEAM TOTALS	80	4800	3.00	49	16	15	2	7	240	2084	.885

1975-76 REGULAR SEASON SCORING

NO.	PLAYER	GP	G	A	PTS	+/-	PIM	PP	SH	GW	GT	SHOTS	PCT.
11	Gil Perreault	80	44	69	113	17	36	14	0	4	3	237	18.6
14	Rene Robert	72	35	52	87	17	53	11	0	4	2	273	12.8
7	Rick Martin	80	49	37	86	23	67	18	0	7	1	327	15.0
18	Danny Gare	79	50	23	73	32	129	8	1	0	4	303	16.5
10	Craig Ramsay	80	22	49	71	44	34	1	1	0	0	134	16.4
20	Don Luce	77	21	49	70	37	42	2	2	2	1	214	9.8
16	Peter McNab	79	24	32	56	18	16	3	0	3	0	125	19.2
22	Jocelyn Guevremont	80	12	40	52	47	57	6	0	3	0	229	5.2
17	Fred Stanfield	80	18	30	48	5	4	2	1	3	0	112	16.1
8	Jim Lorentz	75	17	24	41	3	18	2	1	4	0	116	14.7
4	Jerry Korab	65	13	28	41	18	85	3	0	1	1	146	8.9
21	Brian Spencer	77	13	26	39	14	70	0	0	1	1	84	15.5
9	Jacques Richard	73	12	23	35	4	31	3	0	5	0	104	11.5
24	Bill Hajt	80	6	21	27	39	48	0	0	0	0	117	5.1
6	Jim Schoenfeld	56	2	22	24	40	114	0	0	0	0	112	1.8
5	Lee Fogolin	58	0	9	9	15	64	0	0	0	0	61	0.0
12	Gary McAdam	31	1	2	3	0	2	0	0	0	0	12	8.3
1	Roger Crozier	11	0	1	1	0	0	0	0	0	0	0	0.0
3	Paul McIntosh	41	0	1	1	-5	61	0	0	0	0	9	0.0
30	Gerry Desjardins	55	0	1	1	0	2	0	0	0	0	0	0.0
29	Gary Bromley	1	0	0	0	0	0	0	0	0	0	0	0.0
25	Terry Martin	1	0	0	0	0	0	0	0	0	0	0	0.0
19	Morris Titanic	2	0	0	0	0	0	0	0	0	0	2	0.0
23	Ken Breitenbach	7	0	0	0	4	6	0	0	0	0	0	0.0
31	Al Smith	14	0	0	0	0	0	0	0	0	0	0	0.0

NO.	GOALTENDER	GP	MIN	AVG.	W	L	T	EN	SO	GA	SA	PCT.
30	Gerry Desjardins	55	3280	2.94	29	15	11	1	2	161	1461	.890
31	Al Smith	14	840	3.07	9	3	2	1	0	43	360	.881
1	Roger Crozier	11	620	2.61	8	2	0	0	1	27	241	.888
29	Gary Bromley	1	60	7.00	0	1	0	0	0	7	34	.794
	TEAM TOTALS	80	4800	3.00	46	21	13	2	3	240	2096	.885

1976-77 48-24-8, 2ND PLACE — ADAMS DIVISION

Oct. 9	@ Detroit	0-4	L	Jan. 9	Cleveland	7-4	W
Oct. 10	Montreal	3-1	W	Jan. 13	NY Rangers	7-5	W
Oct. 13	NY Islanders	3-4	L	Jan. 15	@ Pittsburgh	2-5	L
Oct. 16	@ Minnesota	2-1	W	Jan. 16	Colorado	3-0	W
Oct. 17	Atlanta	5-6	L	Jan. 19	Washington	2-4	L
Oct. 20	Vancouver	4-0	W	Jan. 22	@ Minnesota	3-4	L
Oct. 23	@ Philadelphia	2-3	L	Jan. 23	Cleveland	0-3	L
Oct. 24	Washington	2-1	W	Jan. 27	Atlanta	1-1	T
Oct. 27	Pittsburgh	4-4	T	Jan. 29	@ Montreal	3-3	T
Oct. 31	Boston	4-1	W	Feb. 1	@ NY Islanders	3-6	L
Nov. 1	@ Montreal	2-3	L	Feb. 3	@ Colorado	6-4	W
Nov. 5	@ Washington	3-2	W	Feb. 5	@ St. Louis	5-6	L
Nov. 7	Philadelphia	5-3	W	Feb. 9	@ NY Rangers	2-1	W
Nov. 10	St. Louis	5-0	W	Feb. 10	Boston	4-3	W
Nov. 13	@ NY Rangers	6-2	W	Feb. 13	Minnesota	6-2	W
Nov. 14	Minnesota	4-4	T	Feb. 14	Toronto*	7-2	W
Nov. 17	@ Vancouver	3-2	W	Feb. 16	Chicago	3-0	W
Nov. 20	@ Los Angeles	4-3	W	Feb. 19	@ Detroit	2-1	W
Nov. 24	Vancouver	4-4	T	Feb. 20	@ Philadelphia	2-4	L
Nov. 27	@ St. Louis	2-3	L	Feb. 23	@ Cleveland	5-3	W
Nov. 28	Detroit	3-1	W	Feb. 24	Philadelphia	2-0	W
Nov. 30	@ Boston	6-2	W	Feb. 26	@ Toronto	6-5	W
Dec. 4	@ NY Islanders	0-3	L	Feb. 27	Los Angeles	1-5	L
Dec. 5	Colorado	5-3	W	Mar. 2	Chicago	6-3	W
Dec. 8	@ Cleveland	5-1	W	Mar. 3	Los Angeles**	7-2	W
Dec. 9	Pittsburgh	1-2	L	Mar. 5	@ Boston	1-3	L
Dec. 11	@ Los Angeles	4-2	W	Mar. 6	Montreal	4-1	W
Dec. 14	@ Vancouver	6-3	W	Mar. 9	Detroit	6-3	W
Dec. 16	NY Rangers	7-2	W	Mar. 12	@ Pittsburgh	2-3	L
Dec. 18	@ NY Islanders	4-2	W	Mar. 13	Toronto	6-1	W
Dec. 19	Detroit	6-1	W	Mar. 16	@ Cleveland	6-2	W
Dec. 22	@ Chicago	4-2	W	Mar. 17	@ Boston	2-4	L
Dec. 23	Toronto	4-2	W	Mar. 20	@ Washington	6-2	W
Dec. 26	Washington	5-2	W	Mar. 22	@ Atlanta	6-3	W
Dec. 29	@ Atlanta	6-3	W	Mar. 23	Cleveland	4-2	W
Jan. 1	@ Pittsburgh	3-6	L	Mar. 25	@ Colorado	2-2	T
Jan. 2	NY Islanders	3-3	T	Mar. 26	@ Los Angeles	4-6	L
Jan. 5	@ Chicago	1-2	L	Mar. 30	Boston	3-4	L
Jan. 6	Montreal	2-9	L	Apr. 2	@ Toronto	1-1	T
Jan. 8	@ Toronto	4-2	W	Apr. 3	St. Louis	7-3	W

1977-78 44-19-17, 2ND PLACE — ADAMS DIVISION

Oct. 13	NY Islanders	3-2	W	Jan. 12	@ Cleveland*	3-6	L
Oct. 15	@ Toronto	5-2	W	Jan. 14	@ Detroit	2-6	L
Oct. 16	Chicago	0-2	L	Jan. 19	Cleveland	9-2	W
Oct. 19	@ Chicago	2-2	T	Jan. 21	@ St. Louis	3-1	W
Oct. 20	Colorado	7-5	W	Jan. 22	Vancouver	2-2	T
Oct. 23	Minnesota	4-1	W	Jan. 26	Minnesota	1-2	L
Oct. 29	@ NY Islanders	2-4	L	Jan. 28	@ Pittsburgh	3-3	T
Oct. 30	@ Montreal	4-0	W	Jan. 30	NY Islanders	3-2	W
Nov. 3	@ Boston	4-1	W	Feb. 1	@ Toronto	2-2	T
Nov. 5	@ St. Louis	3-1	W	Feb. 2	Boston	3-1	W
Nov. 6	St. Louis	7-4	W	Feb. 4	@ Minnesota	4-2	W
Nov. 9	@ NY Rangers	4-8	L	Feb. 5	Washington	4-1	W
Nov. 10	@ Philadelphia	3-2	W	Feb. 8	@ Cleveland	5-2	W
Nov. 13	Pittsburgh	3-3	T	Feb. 9	NY Rangers	2-0	W
Nov. 16	@ Atlanta	6-2	W	Feb. 13	Toronto	2-4	L
Nov. 17	Toronto	1-2	L	Feb. 16	Los Angeles	5-0	W
Nov. 19	@ Washington	7-6	W	Feb. 19	St. Louis	6-2	W
Nov. 20	Washington	5-2	W	Feb. 20	@ Montreal	2-4	L
Nov. 23	Boston	0-2	L	Feb. 23	Philadelphia	4-0	W
Nov. 24	@ Montreal	1-4	L	Feb. 25	@ Cleveland	13-3	W
Nov. 27	NY Rangers	3-2	W	Feb. 26	Pittsburgh	4-4	T
Nov. 30	@ Chicago	3-2	W	Mar. 1	@ Atlanta	4-3	W
Dec. 1	Montreal	3-1	W	Mar. 2	NY Islanders	6-3	W
Dec. 3	@ Pittsburgh	4-4	T	Mar. 4	@ Boston	3-7	L
Dec. 4	Detroit	6-1	W	Mar. 6	Montreal	2-1	W
Dec. 8	Cleveland	5-2	W	Mar. 9	Los Angeles	3-3	T
Dec. 10	@ Minnesota	4-2	W	Mar. 11	@ NY Islanders	2-4	L
Dec. 11	Vancouver	3-0	W	Mar. 12	Chicago	5-2	W
Dec. 13	@ Colorado	1-4	L	Mar. 16	Philadelphia	3-1	W
Dec. 15	@ Los Angeles	7-3	W	Mar. 18	@ Philadelphia	2-2	T
Dec. 17	@ Vancouver	5-5	T	Mar. 21	@ Los Angeles	6-2	W
Dec. 21	@ Detroit	5-3	W	Mar. 24	@ Vancouver	2-2	T
Dec. 22	Pittsburgh	3-3	T	Mar. 25	@ Colorado	4-3	W
Dec. 29	Detroit	3-3	T	Mar. 28	@ Detroit	0-7	L
Dec. 31	@ NY Rangers	2-2	T	Mar. 30	Cleveland	3-5	L
Jan. 1	Atlanta	2-2	T	Apr. 1	@ Toronto	2-3	L
Jan. 5	Colorado	5-3	W	Apr. 2	Atlanta	2-4	L
Jan. 7	@ Washington	4-4	T	Apr. 4	@ Washington	3-4	L
Jan. 8	Boston	5-3	W	Apr. 6	@ Boston	5-2	W
Jan. 11	Los Angeles	3-3	T	Apr. 9	Toronto	2-1	W

** - rescheduled from Jan. 4*

1976-77 REGULAR SEASON SCORING

NO.	PLAYER	GP	G	A	PTS	+/-	PIM	PP	SH	GW	GT	SHOTS	PCT.
11	Gil Perreault	80	39	56	95	10	30	7	2	9	0	195	20.0
14	Rene Robert	80	33	40	73	27	46	5	0	4	1	250	13.2
20	Don Luce	80	26	43	69	38	16	6	1	6	1	206	12.6
7	Rick Martin	66	36	29	65	10	58	12	0	6	2	221	16.3
10	Craig Ramsay	80	20	41	61	37	20	2	3	2	1	145	13.8
12	Andre Savard	80	25	35	60	9	30	4	0	4	0	160	15.6
8	Jim Lorentz	79	23	33	56	3	8	7	0	3	0	156	14.7
4	Jerry Korab	77	14	33	47	22	120	4	0	1	1	185	7.6
22	Jocelyn Guevremont	80	9	29	38	26	46	2	0	2	0	210	4.3
6	Jim Schoenfeld	65	7	25	32	28	97	2	0	2	2	181	3.9
21	Brian Spencer	77	14	15	29	0	55	1	0	2	0	78	17.9
15	Gary McAdam	73	13	16	29	17	17	1	0	2	0	86	15.1
18	Danny Gare	35	11	15	26	7	73	3	0	0	0	92	12.0
24	Bill Hajt	79	6	20	26	39	56	0	0	1	0	106	5.7
25	Terry Martin	62	11	12	23	6	8	1	0	0	0	72	15.3
17	Fred Stanfield	79	9	14	23	-2	6	2	0	2	0	69	13.0
5	Lee Fogolin	71	3	15	18	9	100	1	0	2	0	76	3.9
27	Joe Kowal	16	0	5	5	3	6	0	0	0	0	6	0.0
23	Ken Breitenbach	31	0	5	5	-2	18	0	0	0	0	11	0.0
9	Jacques Richard	21	2	0	2	-3	16	0	0	0	0	20	10.0
29	Don Edwards	25	0	1	1	0	2	0	0	0	0	0	0.0
26	Alex Tidey	2	0	0	0	-1	0	0	0	0	0	3	0.0
28	Bob Sauve	4	0	0	0	0	0	0	0	0	0	0	0.0
16	Derek Smith	5	0	0	0	-1	0	0	0	0	0	0	0.0
31	Al Smith	7	0	0	0	0	0	0	0	0	0	0	0.0
30	Gerry Desjardins	49	0	0	0	0	2	0	0	0	0	0	0.0

NO.	GOALTENDER	GP	MIN	AVG.	W	L	T	EN	SO	GA	SA	PCT.
30	Gerry Desjardins	49	2871	2.63	31	12	6	1	3	126	1261	.900
29	Don Edwards	25	1480	2.51	16	7	2	1	2	62	584	.899
28	Bob Sauve	4	184	3.55	1	2	0	0	0	11	70	.843
31	Al Smith	7	265	4.30	0	3	0	0	0	19	114	.830
	TEAM TOTALS	**80**	**4800**	**2.75**	**48**	**24**	**8**	**2**	**5**	**220**	**2029**	**.892**

1977-78 REGULAR SEASON SCORING

NO.	PLAYER	GP	G	A	PTS	+/-	PIM	PP	SH	GW	GT	SHOTS	PCT.
11	Gil Perreault	79	41	48	89	18	20	7	0	7	2	192	21.4
18	Danny Gare	69	39	38	77	32	95	9	0	2	6	265	14.7
14	Rene Robert	67	25	48	73	19	25	7	0	4	1	209	12.0
10	Craig Ramsay	80	28	43	71	33	18	2	5	3	2	159	17.6
7	Rick Martin	65	28	35	63	16	16	7	0	6	3	221	12.7
20	Don Luce	78	26	35	61	32	24	5	2	3	0	170	15.3
15	Gary McAdam	79	19	22	41	3	44	2	0	5	0	160	11.9
4	Jerry Korab	77	7	34	41	19	119	3	0	2	0	204	3.4
12	Andre Savard	80	19	20	39	1	40	2	0	0	0	127	15.0
16	Ric Seiling	80	19	19	38	13	33	2	0	4	1	114	16.7
22	Jocelyn Guevremont	66	7	28	35	25	46	0	0	1	0	162	4.3
8	Jim Lorentz	70	9	15	24	-4	12	6	0	2	1	85	10.6
5	Lee Fogolin	76	0	23	23	7	98	0	0	0	0	77	0.0
24	Bill Hajt	76	4	18	22	36	30	0	0	0	1	78	5.1
6	Jim Schoenfeld	60	2	20	22	24	89	0	0	0	0	114	1.8
17	Fred Stanfield	57	3	8	11	-8	2	0	0	0	0	38	7.9
21	Ron Schock	40	4	4	8	-5	0	0	0	2	0	19	21.1
19	Derek Smith	36	3	3	6	-4	0	0	0	0	0	25	12.0
25	Terry Martin	21	3	2	5	-1	9	0	0	2	0	17	17.6
29	Richie Dunn	25	0	3	3	-3	16	0	0	0	0	23	0.0
1	Don Edwards	72	0	3	3	0	12	0	0	0	0	0	0.0
3	Bill Stewart	13	2	0	2	1	15	0	0	1	0	12	16.7
28	Bob Sauve	11	0	1	1	0	0	0	0	0	0	0	0.0
26	Alex Tidey	1	0	0	0	-1	0	0	0	0	0	2	0.0
32	Wayne Ramsey	2	0	0	0	0	0	0	0	0	0	0	0.0
30	Gerry Desjardins	3	0	0	0	0	0	0	0	0	0	0	0.0
27	Joe Kowal	6	0	0	0	0	7	0	0	0	0	3	0.0
23	Larry Carriere	9	0	0	0	-1	18	0	0	0	0	4	0.0

NO.	GOALTENDER	GP	MIN	AVG.	W	L	T	EN	SO	GA	SA	PCT.
1	Don Edwards	72	4209	2.64	38	16	17	3	5	185	1970	.906
28	Bob Sauve	11	480	2.50	6	2	0	0	0	20	224	.917
30	Gerry Desjardins	3	111	3.78	0	1	0	0	0	7	25	.781
	TEAM TOTALS	**80**	**4800**	**2.69**	**44**	**19**	**17**	**3**	**5**	**215**	**2219**	**.903**

1978-79 36-28-16, 2ND PLACE — ADAMS DIVISION

Oct. 12	NY Islanders	2-2	T
Oct. 14	@ Minnesota	5-2	W
Oct. 15	Detroit	2-3	L
Oct. 18	@ Toronto	0-2	L
Oct. 19	Toronto	1-0	W
Oct. 22	@ Vancouver	2-3	L
Oct. 26	@ Los Angeles	0-6	L
Oct. 28	@ St. Louis	7-7	T
Nov. 2	@ Philadelphia	3-3	T
Nov. 4	@ Minnesota	1-2	L
Nov. 5	Minnesota	2-1	W
Nov. 9	Pittsburgh	4-4	T
Nov. 11	@ Washington	2-0	W
Nov. 12	Boston	4-4	T
Nov. 15	@ Toronto	2-2	T
Nov. 16	St. Louis	6-2	W
Nov. 18	@ Detroit	3-1	W
Nov. 19	Minnesota	9-2	W
Nov. 22	Philadelphia	2-3	L
Nov. 23	@ Boston	2-5	L
Nov. 26	Colorado	4-1	W
Nov. 30	Boston	3-4	L
Dec. 2	@ Montreal	1-8	L
Dec. 3	Montreal	1-4	L
Dec. 7	Los Angeles	3-3	T
Dec. 9	@ Pittsburgh	4-4	T
Dec. 10	Toronto	5-3	W
Dec. 13	@ Chicago	6-2	W
Dec. 14	Chicago	3-2	W
Dec. 16	@ Minnesota	5-2	W
Dec. 17	Vancouver	6-3	W
Dec. 20	@ NY Rangers	3-6	L
Dec. 21	Atlanta	5-4	W
Dec. 23	@ Boston	4-6	L
Dec. 27	@ Colorado	5-2	W
Dec. 28	@ Vancouver	3-3	T
Dec. 31	Boston	3-7	L
Jan. 4	Chicago	3-3	T
Jan. 7	Detroit	4-3	W
Jan. 9	@ Atlanta	3-5	L
Jan. 11	Washington	6-2	W
Jan. 13	@ Montreal	2-5	L
Jan. 14	Pittsburgh	4-5	L
Jan. 18	@ Philadelphia	4-4	T
Jan. 20	@ Boston	2-1	W
Jan. 25	NY Rangers	4-5	L
Jan. 27	@ Detroit	6-3	W
Jan. 28	Minnesota	1-3	L
Jan. 31	Atlanta	2-5	L
Feb. 3	@ Minnesota	2-1	W
Feb. 4	St. Louis	3-1	W
Feb. 14	NY Islanders*	2-1	W
Feb. 15	NY Rangers	4-3	W
Feb. 17	@ Pittsburgh	3-6	L
Feb. 18	Montreal	2-5	L
Feb. 21	@ Chicago	2-3	L
Feb. 22	Chicago	2-4	L
Feb. 24	@ Washington	6-4	W
Feb. 26	Toronto	3-1	W
Mar. 1	Minnesota	5-5	T
Mar. 3	@ NY Rangers	2-2	T
Mar. 4	Philadelphia	1-6	L
Mar. 6	@ NY Islanders	3-2	W
Mar. 8	Los Angeles	6-4	W
Mar. 10	@ Atlanta	5-5	T
Mar. 11	Atlanta	9-4	W
Mar. 14	@ Toronto	4-1	W
Mar. 15	Vancouver	4-2	W
Mar. 17	@ Philadelphia	3-5	L
Mar. 18	Washington	3-3	T
Mar. 21	@ Colorado	3-2	W
Mar. 23	@ Vancouver	4-3	W
Mar. 24	@ Los Angeles	3-2	W
Mar. 26	@ St. Louis	4-2	W
Mar. 28	Boston	9-2	W
Mar. 31	@ NY Islanders	0-2	L
Apr. 1	Toronto	3-6	L
Apr. 5	@ Boston	9-3	W
Apr. 7	@ Toronto	2-6	L
Apr. 8	Colorado	5-5	T

** - rescheduled from Jan. 21*

1979-80 47-17-16, 1ST PLACE — ADAMS DIVISION

Oct. 11	Washington	6-3	W
Oct. 13	@ NY Islanders	5-2	W
Oct. 14	Minnesota	4-5	L
Oct. 17	Hartford	3-1	W
Oct. 20	@ St. Louis	2-3	L
Oct. 21	Vancouver	3-3	T
Oct. 24	Pittsburgh	7-3	W
Oct. 25	@ Detroit	0-4	L
Oct. 27	@ Quebec	3-0	W
Oct. 28	Colorado	4-2	W
Oct. 31	@ Chicago	0-0	T
Nov. 3	@ Toronto	4-3	W
Nov. 4	@ Philadelphia	1-3	L
Nov. 8	Chicago	3-3	T
Nov. 10	@ Washington	5-3	W
Nov. 11	Colorado	3-5	L
Nov. 15	Atlanta	5-1	W
Nov. 17	@ Minnesota	4-2	W
Nov. 18	Edmonton	9-7	W
Nov. 21	@ Hartford	3-5	L
Nov. 24	@ Washington	6-1	W
Nov. 25	Minnesota	6-2	W
Nov. 27	@ Boston	5-2	W
Nov. 29	NY Rangers	2-1	W
Dec. 2	Washington	2-0	W
Dec. 5	Atlanta	6-1	W
Dec. 7	@ Colorado	5-3	W
Dec. 10	Detroit	4-0	W
Dec. 13	Chicago	5-2	W
Dec. 15	@ Philadelphia	2-3	L
Dec. 16	Boston	1-5	L
Dec. 19	@ Winnipeg	3-2	W
Dec. 20	Los Angeles	5-3	W
Dec. 22	@ Hartford	4-2	W
Dec. 23	Quebec	1-3	L
Dec. 27	Toronto	5-3	W
Dec. 29	@ Montreal	3-6	L
Dec. 31	Winnipeg	6-2	W
Jan. 5	@ Pittsburgh	5-4	W
Jan. 6	Philadelphia	2-4	L
Jan. 9	NY Islanders	3-2	W
Jan. 11	@ Colorado	4-3	W
Jan. 13	@ Edmonton	5-6	L
Jan. 16	@ Los Angeles	4-2	W
Jan. 18	@ Vancouver	2-2	T
Jan. 20	Edmonton	4-4	T
Jan. 21	@ Atlanta	3-3	T
Jan. 24	@ Boston	3-4	L
Jan. 26	@ Montreal	7-2	W
Jan. 27	Los Angeles	9-1	W
Jan. 31	NY Rangers	6-2	W
Feb. 2	@ NY Islanders	2-3	L
Feb. 3	Vancouver	3-0	W
Feb. 7	Pittsburgh	9-0	W
Feb. 9	@ St. Louis	2-3	L
Feb. 11	St. Louis	4-2	W
Feb. 14	Boston	3-3	T
Feb. 16	@ Detroit	4-3	W
Feb. 17	Montreal	2-2	T
Feb. 19	@ Quebec	3-1	W
Feb. 20	Winnipeg	4-3	W
Feb. 24	@ Chicago	1-3	L
Feb. 27	Philadelphia	1-1	T
Feb. 29	@ Edmonton	4-2	W
Mar. 2	@ Minnesota	2-2	T
Mar. 5	@ NY Rangers	2-4	L
Mar. 6	Hartford	4-3	W
Mar. 9	St. Louis	9-4	W
Mar. 12	@ Winnipeg	3-3	T
Mar. 15	@ Los Angeles	2-2	T
Mar. 19	@ Vancouver	3-3	T
Mar. 22	@ Toronto	5-1	W
Mar. 23	NY Islanders	1-1	T
Mar. 25	@ NY Rangers	3-3	T
Mar. 27	Detroit	10-1	W
Mar. 30	Montreal	1-1	T
Apr. 1	@ Atlanta	5-2	W
Apr. 3	Quebec	8-3	W
Apr. 5	@ Pittsburgh	9-1	W
Apr. 6	Toronto	7-3	W

1978-79 REGULAR SEASON SCORING

NO.	PLAYER	GP	G	A	PTS	+/-	PIM	PP	SH	GW	GT	SHOTS	PCT.
11	Gil Perreault	79	27	58	85	12	20	6	0	4	0	172	15.7
18	Danny Gare	71	27	40	67	18	90	7	0	3	4	260	10.4
14	Rene Robert	68	22	40	62	-12	46	1	0	6	0	206	10.7
20	Don Luce	79	26	35	61	20	14	6	2	7	2	149	17.4
10	Craig Ramsay	80	26	31	57	21	10	4	3	3	3	113	23.0
7	Rick Martin	73	32	21	53	-7	35	8	0	3	0	250	12.8
4	Jerry Korab	78	11	40	51	10	104	8	1	0	2	204	5.4
16	Ric Seiling	78	20	22	42	15	56	2	0	4	0	136	14.7
12	Andre Savard	65	18	22	40	2	20	2	2	1	0	97	18.6
19	Derek Smith	43	14	12	26	-5	8	1	0	0	2	85	16.5
9	Jacques Richard	61	10	15	25	8	26	0	0	1	1	85	11.8
6	Jim Schoenfeld	46	8	17	25	8	67	6	0	0	0	99	8.1
8	Tony McKegney	52	8	14	22	-2	10	0	0	1	0	67	11.9
5	Lee Fogolin	74	3	19	22	-4	103	0	0	0	0	70	4.3
3	Bill Stewart	68	1	17	18	0	101	0	0	0	0	87	1.1
25	Terry Martin	64	6	8	14	-17	33	1	0	0	0	38	15.8
15	Gary McAdam	40	6	5	11	-6	13	1	0	1	0	39	15.4
17	Rick Dudley	24	5	6	11	11	2	0	0	1	0	36	13.9
22	Jocelyn Guevremont	34	3	8	11	12	8	0	0	0	0	51	5.9
24	Bill Hajt	40	3	8	11	-4	20	0	1	1	0	53	5.7
23	Ken Breitenbach	30	1	8	9	5	25	0	0	0	0	41	2.4
21	Dave Schultz	28	2	3	5	-12	86	0	0	0	1	16	12.5
15	Mike Boland	22	1	2	3	6	29	0	0	0	1	17	5.9
29	Richie Dunn	24	0	3	3	-2	14	0	0	0	0	18	0.0
27	Larry Playfair	26	0	3	3	1	60	0	0	0	0	12	0.0
1	Don Edwards	54	0	2	2	0	8	0	0	0	0	0	0.0
30	Randy Ireland	2	0	0	0	0	0	0	0	0	0	0	0.0
28	Bob Sauve	29	0	0	0	0	2	0	0	0	0	0	0.0

NO.	GOALTENDER	GP	MIN	AVG.	W	L	T	EN	SO	GA	SA	PCT.
1	Don Edwards	54	3160	3.02	26	18	9	1	2	159	1568	.899
28	Bob Sauve	29	1610	3.73	10	10	7	0	0	100	810	.877
30	Randy Ireland	2	30	6.00	0	0	0	0	0	3	17	.824
	TEAM TOTALS	**80**	**4800**	**3.29**	**36**	**28**	**16**	**1**	**2**	**263**	**2395**	**.890**

1979-80 REGULAR SEASON SCORING

NO.	PLAYER	GP	G	A	PTS	+/-	PIM	PP	SH	GW	GT	SHOTS	PCT.
11	Gil Perreault	80	40	66	106	32	57	10	0	5	1	180	22.2
18	Danny Gare	76	56	33	89	49	90	17	0	11	3	270	20.7
7	Rick Martin	80	45	34	79	18	54	8	0	3	1	257	17.5
19	Derek Smith	79	24	39	63	33	16	8	0	3	0	137	17.5
16	Ric Seiling	80	25	35	60	30	54	5	1	2	2	155	16.1
10	Craig Ramsay	80	21	39	60	15	18	5	0	4	1	103	20.4
8	Tony McKegney	80	23	29	52	40	24	1	0	6	1	140	16.4
5	John Van Boxmeer	80	11	40	51	40	55	4	0	1	2	198	5.5
20	Don Luce	80	14	29	43	22	30	0	0	0	2	137	10.2
3	Richie Dunn	80	7	31	38	25	59	4	0	2	0	147	4.8
6	Jim Schoenfeld	77	9	27	36	60	72	4	0	1	2	114	7.9
9	Rick Dudley	66	11	22	33	11	58	0	0	2	0	109	10.1
22	Lindy Ruff	63	5	14	19	-2	38	1	0	0	0	77	6.5
17	John Gould	52	9	9	18	9	11	0	0	2	0	72	12.5
24	Bill Hajt	75	4	12	16	36	24	0	1	0	0	63	6.3
12	Andre Savard	33	3	10	13	4	16	0	0	2	0	36	8.3
27	Larry Playfair	79	2	10	12	13	145	0	0	0	0	32	6.3
4	Jerry Korab	43	1	10	11	0	74	0	0	1	0	55	1.8
25	Bob Mongrain	34	4	6	10	6	4	0	0	1	0	33	12.1
15	Rob McClanahan	13	2	5	7	8	0	0	0	0	0	13	15.4
23	Mike Ramsey	13	1	6	7	9	6	0	0	1	0	17	5.9
28	Bob Sauve	32	0	4	4	0	2	0	0	0	0	0	0.0
21	Dave Schultz	13	1	0	1	0	28	0	0	0	0	1	100
1	Don Edwards	49	0	1	1	0	8	0	0	0	0	0	0.0

NO.	GOALTENDER	GP	MIN	AVG.	W	L	T	EN	SO	GA	SA	PCT.
1	Don Edwards	49	2020	2.57	27	9	12	1	2	125	1177	.893
28	Bob Sauve	32	1880	2.36	20	8	4	1	4	74	740	.900
	TEAM TOTALS	**80**	**4800**	**2.51**	**47**	**17**	**16**	**2**	**6**	**201**	**1917**	**.895**

1980-81 39-20-21, 1ST PLACE — ADAMS DIVISION

Oct. 9	@ Chicago	3-4	L
Oct. 12	Hartford	3-3	T
Oct. 15	Edmonton	2-0	W
Oct. 18	@ Pittsburgh	4-2	W
Oct. 19	Toronto	2-4	L
Oct. 22	Winnipeg	7-4	W
Oct. 25	@ Montreal	5-2	W
Oct. 26	NY Islanders	5-2	W
Oct. 29	Pittsburgh	1-1	T
Nov. 1	@ Detroit	4-2	W
Nov. 2	Vancouver	4-3	W
Nov. 5	Colorado	5-3	W
Nov. 8	@ Washington	3-3	T
Nov. 9	Washington	3-3	T
Nov. 12	Detroit	4-4	T
Nov. 15	@ NY Islanders	1-4	L
Nov. 16	Quebec	8-1	W
Nov. 19	@ Chicago	2-5	L
Nov. 21	@ Winnipeg	4-2	W
Nov. 23	@ Edmonton	3-6	L
Nov. 25	@ St. Louis	3-5	L
Nov. 27	Calgary	6-3	W
Nov. 29	@ Hartford	5-2	W
Nov. 30	Colorado	4-1	W
Dec. 3	Montreal	5-6	L
Dec. 6	@ Minnesota	3-3	T
Dec. 7	Pittsburgh	10-1	W
Dec. 9	@ Colorado	4-4	T
Dec. 11	@ Calgary	4-8	L
Dec. 13	@ Toronto	5-4	W
Dec. 14	Vancouver	2-2	T
Dec. 20	@ Los Angeles	7-4	W
Dec. 21	@ Vancouver	3-3	T
Dec. 26	Chicago	3-2	W
Dec. 28	Boston	5-2	W
Dec. 31	Los Angeles	2-5	L
Jan. 3	@ Quebec	3-3	T
Jan. 4	Minnesota	2-2	T
Jan. 7	Quebec	5-1	W
Jan. 9	@ NY Rangers	3-3	T
Jan. 11	Los Angeles	4-4	T
Jan. 14	Minnesota	1-1	T
Jan. 16	Edmonton	5-5	T
Jan. 18	NY Rangers	4-0	W
Jan. 19	@ Boston	1-5	L
Jan. 21	@ Quebec	6-5	W
Jan. 24	@ Washington	7-4	W
Jan. 26	@ NY Islanders	5-3	W
Jan. 28	Philadelphia	4-4	T
Jan. 31	@ Hartford	5-3	W
Feb. 1	Winnipeg	4-0	W
Feb. 5	@ Philadelphia	4-0	W
Feb. 6	Detroit	7-3	W
Feb. 8	St. Louis	3-3	T
Feb. 12	Washington	6-3	W
Feb. 14	@ Calgary	4-4	T
Feb. 15	@ Edmonton	2-2	T
Feb. 19	@ Montreal	2-5	L
Feb. 21	@ Pittsburgh	6-1	W
Feb. 22	Montreal	2-4	L
Feb. 25	@ NY Rangers	3-6	L
Feb. 27	Chicago	6-1	W
Mar. 1	@ Boston	4-6	L
Mar. 4	Calgary	4-0	W
Mar. 6	Hartford	3-5	L
Mar. 8	Philadelphia	8-4	W
Mar. 11	@ Minnesota	1-3	L
Mar. 13	@ Winnipeg	5-2	W
Mar. 14	@ Vancouver	1-2	L
Mar. 17	@ Los Angeles	3-1	W
Mar. 19	Toronto	14-4	W
Mar. 21	@ Toronto	6-2	W
Mar. 22	St. Louis	5-6	L
Mar. 25	NY Rangers	4-2	W
Mar. 27	@ Colorado	5-3	W
Mar. 28	@ St. Louis	4-7	L
Mar. 30	Boston	2-2	T
Apr. 2	@ Philadelphia	2-2	T
Apr. 4	@ Detroit	5-4	W
Apr. 5	NY Islanders	3-7	L

1981-82 39-26-15, 3RD PLACE — ADAMS DIVISION

Oct. 7	Washington	5-3	W
Oct. 10	@ Montreal	0-9	L
Oct. 11	Vancouver	2-2	T
Oct. 14	Quebec	4-2	W
Oct. 17	@ Washington	4-2	W
Oct. 18	Montreal	3-3	T
Oct. 21	Winnipeg	2-2	T
Oct. 23	Toronto	6-2	W
Oct. 25	Minnesota	3-6	L
Oct. 28	St. Louis	6-2	W
Oct. 31	@ Pittsburgh	1-3	L
Nov. 1	Philadelphia	6-2	W
Nov. 4	Calgary	3-3	T
Nov. 7	@ NY Islanders	6-2	W
Nov. 8	Hartford	2-2	T
Nov. 11	@ NY Rangers	3-7	L
Nov. 13	NY Rangers	3-3	T
Nov. 15	Boston	3-1	W
Nov. 18	@ Chicago	3-4	L
Nov. 20	@ Colorado	4-3	W
Nov. 21	@ Los Angeles	7-1	W
Nov. 25	@ Detroit	3-1	W
Nov. 28	@ Toronto	4-4	T
Nov. 29	NY Islanders	5-2	W
Dec. 3	@ Boston	3-6	L
Dec. 4	@ Hartford	4-2	W
Dec. 6	Pittsburgh	7-4	W
Dec. 9	Colorado	7-1	W
Dec. 12	@ Detroit	4-2	W
Dec. 13	Quebec	4-4	T
Dec. 15	Los Angeles	3-4	L
Dec. 17	@ Philadelphia	1-2	L
Dec. 19	@ Quebec	3-7	L
Dec. 20	Hartford	8-2	W
Dec. 22	@ St. Louis	2-3	L
Dec. 26	@ Pittsburgh	7-5	W
Dec. 27	Washington	3-2	W
Dec. 31	Minnesota	4-2	W
Jan. 2	@ Quebec	3-6	L
Jan. 3	Montreal	3-2	W
Jan. 6	Detroit	5-2	W
Jan. 9	@ Hartford	3-2	W
Jan. 10	Los Angeles	6-4	W
Jan. 13	Chicago	6-2	W
Jan. 15	Toronto	8-2	W
Jan. 17	Hartford	7-1	W
Jan. 19	@ Montreal	2-2	T
Jan. 22	Quebec	5-3	W
Jan. 23	@ Quebec	3-2	W
Jan. 27	@ Vancouver	3-4	L
Jan. 29	@ Edmonton	1-3	L
Jan. 30	@ Calgary	2-3	L
Feb. 3	Boston	2-5	L
Feb. 4	@ Boston	2-5	L
Feb. 7	NY Islanders	3-7	L
Feb. 10	Winnipeg	4-3	W
Feb. 11	@ Philadelphia	4-6	L
Feb. 16	@ St. Louis	2-1	W
Feb. 17	@ Chicago	3-2	W
Feb. 20	@ Montreal	2-2	T
Feb. 21	Colorado	6-2	W
Feb. 24	Edmonton	3-6	L
Feb. 26	@ Winnipeg	4-4	T
Feb. 27	@ Minnesota	5-5	T
Mar. 3	Hartford	3-3	T
Mar. 6	@ Hartford	2-2	T
Mar. 7	Montreal	3-5	L
Mar. 10	@ Vancouver	7-4	W
Mar. 12	@ Edmonton	3-2	W
Mar. 13	@ Calgary	1-4	L
Mar. 16	Boston	3-3	T
Mar. 18	@ Hartford	1-4	L
Mar. 20	@ Boston	4-6	L
Mar. 21	Montreal	5-4	W
Mar. 25	@ Boston	1-5	L
Mar. 26	NY Rangers	5-8	L
Mar. 28	Boston	9-5	W
Mar. 30	@ Quebec	6-4	W
Apr. 3	@ Montreal	5-4	W
Apr. 4	Quebec	4-7	L

1980-81 REGULAR SEASON SCORING

NO.	PLAYER	GP	G	A	PTS	+/-	PIM	PP	SH	GW	GT	SHOTS	PCT.
18	Danny Gare	73	46	39	85	12	109	15	0	7	2	248	18.5
12	Andre Savard	79	31	43	74	32	63	2	2	4	1	149	20.8
8	Tony McKegney	80	37	32	69	11	24	9	0	4	0	236	15.7
4	John Van Boxmeer	80	18	51	69	-2	69	6	1	2	2	258	7.0
19	Derek Smith	69	21	43	64	14	12	11	0	2	0	166	12.7
10	Craig Ramsay	80	24	35	59	39	12	1	1	3	2	110	21.8
11	Gil Perreault	56	20	39	59	3	56	5	0	3	1	150	13.3
16	Ric Seiling	74	30	27	57	20	80	2	1	4	2	140	21.4
3	Richie Dunn	79	7	42	49	21	34	4	0	1	2	175	40.0
14	Alan Haworth	49	16	20	36	-6	34	4	0	1	1	72	22.2
6	Jim Schoenfeld	71	8	25	33	28	110	3	0	0	0	101	7.9
20	Don Luce	61	15	13	28	14	19	0	4	2	1	94	16.0
22	Lindy Ruff	65	8	18	26	3	121	1	0	2	0	97	8.2
9	Rick Dudley	38	10	13	23	7	10	2	0	0	0	49	20.4
7	Rick Martin	23	7	14	21	4	20	2	0	3	1	57	12.3
24	Bill Hajt	68	2	19	21	38	42	0	0	0	0	58	3.4
9	Gilles Hamel	51	10	9	19	-8	53	2	0	0	2	56	17.9
5	Mike Ramsey	72	3	14	17	3	56	0	0	1	0	72	4.2
15	Rob McClanahan	53	3	12	15	-	38	1	0	1	1	67	4.5
21	J.F. Sauve	20	5	9	14	-2	12	3	0	0	0	26	19.2
27	Larry Playfair	75	3	9	12	4	169	0	0	1	1	54	5.6
26	Steve Patrick	30	1	7	8	1	25	0	0	0	0	35	2.9
9	Mike Moller	5	2	2	4	3	0	0	0	0	0	7	28.6
1	Don Edwards	45	0	2	2	0	0	0	0	0	0	0	0.0
28	Bob Sauve	35	0	1	1	0	0	0	0	0	0	0	0.0
23	Randy Cunneyworth	1	0	0	0	0	2	0	0	0	0	1	0.0
25	Bob Mongrain	4	0	0	0	-2	2	0	0	0	0	2	0.0

NO.	GOALTENDER	GP	MIN	AVG.	W	L	T	EN	SO	GA	SA	PCT.
1	Don Edwards	45	2700	2.96	23	10	12	4	3	133	1297	.897
28	Bob Sauve	35	2100	3.17	16	10	9	2	2	111	926	.880
	TEAM TOTALS	**80**	**4800**	**3.13**	**39**	**20**	**21**	**6**	**5**	**250**	**2223**	**.888**

1981-82 REGULAR SEASON SCORING

NO.	PLAYER	GP	G	A	PTS	+/-	PIM	PP	SH	GW	GT	SHOTS	PCT.
11	Gil Perreault	62	31	42	73	19	40	2	0	4	0	155	20.0
4	John Van Boxmeer	69	14	54	68	23	62	7	0	1	1	196	7.1
15	Yvon Lambert	77	25	39	64	22	38	14	0	4	2	108	23.1
21	J.F. Sauve	69	19	36	55	7	46	5	0	1	0	119	16.0
8	Tony McKegney	73	23	29	52	-12	41	8	0	0	1	187	12.3
17	Mike Foligno	56	20	31	51	21	149	4	0	6	0	124	16.1
10	Craig Ramsay	80	16	35	51	14	8	0	1	2	1	109	14.7
22	Lindy Ruff	79	16	32	48	1	194	3	0	6	1	183	8.7
16	Ric Seiling	57	22	25	47	7	58	7	1	3	1	112	19.6
7	Dale McCourt	52	20	22	42	-1	12	4	1	2	1	122	16.4
14	Alan Haworth	57	21	18	39	6	30	3	0	1	2	114	18.4
12	Andre Savard	62	18	20	38	5	24	2	1	3	0	118	15.3
5	Mike Ramsey	80	7	23	30	18	56	2	0	0	0	94	7.4
3	Richie Dunn	72	7	19	26	6	73	0	0	1	1	122	5.7
18	Danny Gare	22	7	14	21	0	25	2	0	1	0	71	9.9
26	Steve Patrick	41	8	8	16	3	64	0	0	0	0	52	15.4
27	Larry Playfair	77	6	10	16	-5	258	0	0	0	3	68	8.8
20	Brent Peterson	46	9	5	14	-3	43	0	0	0	0	41	22.0
24	Bill Hajt	65	2	9	11	11	44	0	0	0	0	58	3.4
25	Bob Mongrain	24	6	4	10	-3	6	0	0	2	0	29	20.7
9	Gilles Hamel	16	2	7	9	-1	2	0	0	1	0	17	11.8
23	Bob Hess	33	0	8	8	6	14	0	0	0	0	33	0.0
28	Ron Fischer	15	0	7	7	-3	6	0	0	0	0	16	0.0
7	Randy Cunneyworth	20	2	4	6	-3	47	0	0	0	0	33	6.1
6	Jim Schoenfeld	13	3	2	5	5	30	0	0	1	0	21	14.3
19	Derek Smith	13	3	1	4	0	2	0	0	0	1	15	20.0
1	Don Edwards	62	0	2	2	0	2	0	0	0	0	0	0.0
23	Sean McKenna	3	0	1	1	3	2	0	0	0	0	6	0.0
23	Hannu Virta	3	0	1	1	-4	4	0	0	0	0	3	0.0
28	Jim Walsh	4	0	1	1	1	4	0	0	0	0	8	0.0
19	Jeff Eatough	1	0	0	0	-1	0	0	0	0	0	0	0.0
20	Kai Suikkanen	1	0	0	0	-1	0	0	0	0	0	0	0.0
30	Paul Harrison	6	0	0	0	0	2	0	0	0	0	0	0.0
29	Val James	7	0	0	0	-1	16	0	0	0	0	5	0.0
29	Jacques Cloutier	7	0	0	0	0	0	0	0	0	0	0	0.0
9	Mike Moller	9	0	0	0	-7	0	0	0	0	0	2	0.0
28	Bob Sauve	14	0	0	0	0	2	0	0	0	0	0	0.0

NO.	GOALTENDER	GP	MIN	AVG.	W	L	T	EN	SO	GA	SA	PCT.
1	Don Edwards	62	3500	3.51	26	23	9	3	0	205	1722	.881
28	Bob Sauve	14	760	2.76	6	1	5	1	0	35	330	.894
29	Jacques Cloutier	7	311	2.51	5	1	0	1	0	13	151	.914
30	Paul Harrison	6	229	3.67	2	1	1	1	0	14	89	.842
	TEAM TOTALS	**80**	**4800**	**3.41**	**39**	**26**	**15**	**6**	**0**	**273**	**2292**	**.881**

RECORD BOOK
YEAR-BY-YEAR RESULTS

1982-83 38-29-13, 3RD PLACE — ADAMS DIVISION

Oct. 6	Quebec	4-6	L
Oct. 9	@ Quebec	4-6	L
Oct. 10	Hartford	4-4	T
Oct. 14	@ Philadelphia	2-4	L
Oct. 16	@ Washington	9-2	W
Oct. 17	Edmonton	6-4	W
Oct. 20	@ Chicago	0-4	L
Oct. 23	@ Detroit	2-6	L
Oct. 24	St. Louis	6-2	W
Oct. 26	@ Montreal	7-7	T
Oct. 30	@ Toronto	3-3	T
Oct. 31	Montreal	3-1	W
Nov. 3	Boston	2-3	L
Nov. 6	@ Hartford	5-2	W
Nov. 7	Vancouver	3-1	W
Nov. 10	Philadelphia	7-2	W
Nov. 13	@ Boston	2-3	L
Nov. 14	Pittsburgh	6-6	T
Nov. 17	@ Winnipeg	7-2	W
Nov. 18	@ Minnesota	1-2	L
Nov. 20	@ Los Angeles	5-2	W
Nov. 24	@ Hartford	4-2	W
Nov. 26	St. Louis	8-6	W
Nov. 28	NY Rangers	7-3	W
Dec. 1	Montreal	2-2	T
Dec. 4	@ Quebec	2-3	L
Dec. 5	Chicago	3-3	T
Dec. 8	@ Pittsburgh	2-4	L
Dec. 11	@ Montreal	2-3	L
Dec. 12	Hartford	1-3	L
Dec. 14	@ NY Islanders	5-3	W
Dec. 16	@ Boston	1-8	L
Dec. 18	@ Quebec	5-4	W
Dec. 19	Quebec	3-1	W
Dec. 22	@ NY Rangers	3-1	W
Dec. 26	Detroit	2-2	T
Dec. 31	NY Islanders	5-1	W
Jan. 2	Hartford	8-4	W
Jan. 4	@ NY Islanders	2-5	L
Jan. 5	@ NY Rangers	3-3	T
Jan. 7	Vancouver	5-5	T
Jan. 9	Los Angeles	7-2	W
Jan. 12	Quebec	2-1	W
Jan. 14	Washington	3-2	W
Jan. 15	@ Washington	4-2	W
Jan. 20	@ Boston	0-4	L
Jan. 22	@ Montreal	1-4	L
Jan. 23	Winnipeg	5-2	W
Jan. 26	Montreal	7-3	W
Jan. 28	Chicago	6-2	W
Jan. 29	@ Toronto	3-5	L
Feb. 2	Minnesota	2-2	T
Feb. 5	@ Quebec	0-0	T
Feb. 6	Boston	1-5	L
Feb. 10	@ Los Angeles	2-7	L
Feb. 12	@ Calgary	2-4	L
Feb. 14	@ St. Louis	4-6	L
Feb. 16	Boston	3-1	W
Feb. 18	Calgary	5-1	W
Feb. 20	Edmonton	4-5	L
Feb. 21	@ New Jersey	4-4	T
Feb. 23	Philadelphia	4-2	W
Feb. 25	Boston	7-6	W
Feb. 27	New Jersey	6-2	W
Mar. 1	@ Hartford	6-5	W
Mar. 3	@ Boston	3-2	W
Mar. 4	Pittsburgh	10-2	W
Mar. 6	Detroit	6-4	W
Mar. 8	@ Minnesota	1-5	L
Mar. 9	@ Winnipeg	0-6	L
Mar. 12	@ Vancouver	3-8	L
Mar. 13	@ Edmonton	2-6	L
Mar. 16	Calgary	5-3	W
Mar. 19	@ Montreal	6-4	W
Mar. 20	Montreal	4-7	L
Mar. 23	Hartford	8-3	W
Mar. 27	Quebec	6-6	T
Mar. 29	@ Hartford	4-5	L
Mar. 31	@ New Jersey	8-5	W
Apr. 3	Toronto	3-4	L

1983-84 48-25-7, 2ND PLACE — ADAMS DIVISION

Oct. 5	Hartford	5-3	W
Oct. 8	@ Quebec	2-9	L
Oct. 9	Washington	5-2	W
Oct. 12	@ Toronto	4-4	T
Oct. 15	@ Boston	3-5	L
Oct. 16	NY Islanders	2-3	L
Oct. 18	@ Pittsburgh	3-1	W
Oct. 22	@ Hartford	5-2	W
Oct. 23	Winnipeg	5-2	W
Oct. 26	@ Detroit	5-6	L*
Oct. 28	Los Angeles	3-3	T
Oct. 30	Montreal	5-4	W
Nov. 2	NY Rangers	3-3	T
Nov. 5	@ NY Islanders	0-4	L
Nov. 6	Quebec	1-7	L
Nov. 9	Boston	3-1	W
Nov. 11	Toronto	3-1	W
Nov. 13	Calgary	11-2	W
Nov. 16	@ Winnipeg	6-5	W*
Nov. 18	@ Edmonton	0-7	L
Nov. 19	@ Calgary	5-2	W
Nov. 23	@ NY Rangers	6-4	W
Nov. 25	Chicago	5-2	W
Nov. 26	@ Quebec	2-3	L
Nov. 29	@ Montreal	5-2	W
Dec. 2	St. Louis	7-6	W
Dec. 4	Montreal	6-2	W
Dec. 6	@ St. Louis	2-8	L
Dec. 7	@ Chicago	2-4	L
Dec. 10	@ Boston	4-2	W
Dec. 11	@ Philadelphia	6-5	W
Dec. 14	New Jersey	3-3	T
Dec. 17	@ Hartford	4-1	W
Dec. 18	Vancouver	3-2	W
Dec. 21	Hartford	3-6	L
Dec. 26	Boston	1-2	L
Dec. 27	@ Montreal	7-4	W
Dec. 29	Quebec	8-5	W
Dec. 31	NY Rangers	2-3	L
Jan. 4	Winnipeg	9-4	W
Jan. 7	@ Washington	4-2	W
Jan. 8	Montreal	4-3	W
Jan. 11	Philadelphia	6-2	W
Jan. 13	Edmonton	3-1	W
Jan. 14	@ Detroit	2-1	W
Jan. 17	@ Vancouver	5-1	W
Jan. 18	@ Los Angeles	4-0	W
Jan. 21	@ St. Louis	2-1	W
Jan. 23	@ Boston	5-3	W
Jan. 25	Washington	2-2	T
Jan. 27	Detroit	2-2	T
Jan. 29	Pittsburgh	7-3	W
Feb. 2	@ Boston	3-5	L
Feb. 3	Minnesota	1-4	L
Feb. 5	Quebec	1-2	L
Feb. 8	@ Pittsburgh	6-5	W*
Feb. 9	New Jersey	8-5	W
Feb. 11	@ Montreal	4-3	W
Feb. 15	Boston	7-4	W
Feb. 17	Minnesota	5-4	W*
Feb. 19	Hartford	5-2	W
Feb. 21	@ Philadelphia	5-4	W*
Feb. 23	@ Hartford	2-3	L
Feb. 25	@ Minnesota	1-5	L
Feb. 27	Boston	1-3	L
Feb. 29	@ Chicago	3-4	L
Mar. 3	@ Quebec	2-4	L
Mar. 4	Quebec	1-1	T
Mar. 6	@ Montreal	8-3	W
Mar. 9	Los Angeles	7-3	W
Mar. 11	Hartford	4-3	W*
Mar. 14	@ Calgary	4-2	W
Mar. 17	@ Vancouver	5-2	W
Mar. 18	@ Edmonton	3-4	L
Mar. 21	Montreal	4-2	W
Mar. 24	@ New Jersey	6-0	W
Mar. 25	NY Islanders	3-5	L
Mar. 27	@ Hartford	1-4	L
Mar. 31	@ Quebec	1-4	L
Apr. 1	Toronto	4-2	W

** - overtime decision*

1982-83 REGULAR SEASON SCORING

NO.	PLAYER	GP	G	A	PTS	+/-	PIM	PP	SH	GW	GT	SHOTS	PCT.
11	Gil Perreault	77	30	46	76	-10	34	8	2	5	0	192	15.6
8	Tony McKegney	78	36	37	73	2	18	10	0	2	1	180	20.0
6	Phil Housley	77	19	47	66	-4	39	11	0	2	2	183	10.4
7	Dale McCourt	62	20	32	52	-12	10	3	1	3	1	117	17.1
17	Mike Foligno	66	22	25	47	9	135	4	0	4	2	130	16.9
9	Gilles Hamel	66	22	20	42	4	26	2	0	1	1	120	18.3
16	Ric Seiling	75	19	22	41	2	41	6	0	2	0	127	15.0
12	Andre Savard	68	16	25	41	11	28	3	2	2	0	122	13.1
5	Mike Ramsey	77	8	30	38	20	55	1	1	1	0	116	6.9
29	Dave Andreychuk	43	14	23	37	6	16	3	0	1	0	66	21.2
3	Hannu Virta	74	13	24	37	7	18	2	2	1	0	169	7.7
20	Brent Peterson	75	13	24	37	10	38	1	1	0	1	98	13.3
22	Lindy Ruff	60	12	17	29	15	130	2	0	1	1	110	10.9
10	Craig Ramsay	64	11	18	29	14	7	0	3	1	2	87	12.6
18	Paul Cyr	36	15	12	27	-6	59	5	0	2	1	65	23.1
4	John Van Boxmeer	65	6	21	27	7	53	1	0	1	0	144	4.2
19	Sean McKenna	46	10	14	24	-4	4	1	0	1	0	69	14.5
26	Steve Patrick	56	9	13	22	4	26	0	0	1	0	63	14.3
25	Mal Davis	24	8	12	20	-6	0	3	0	3	0	32	25.0
14	Mike Moller	49	6	12	18	2	14	1	0	3	0	43	14.0
27	Larry Playfair	79	4	13	17	5	180	0	0	0	0	75	5.3
24	Bill Hajt	72	3	12	15	6	26	0	0	1	0	52	5.8
31	Dave Fenyves	24	0	8	8	-10	14	0	0	0	0	20	0.0
21	J.F. Sauve	9	0	4	4	0	9	0	0	0	0	15	0.0
15	Geordie Robertson	5	1	2	3	-1	7	0	0	0	0	10	10.0
32	Gary McAdam	4	1	0	1	-4	0	0	0	0	0	3	33.3
28	Bob Sauve	54	0	1	1	0	8	0	0	0	0	0	0.0
23	Kai Suikkanen	1	0	0	0	1	0	0	0	0	0	1	0.0
23	Ron Fischer	3	0	0	0	0	0	0	0	0	0	1	0.0
25	Jere Gillis	3	0	0	0	-6	0	0	0	0	0	3	0.0
33	Phil Myre	5	0	0	0	0	2	0	0	0	0	0	0.0
1	Jacques Cloutier	25	0	0	0	0	0	0	0	0	0	0	0.0

NO.	GOALTENDER	GP	MIN	AVG.	W	L	T	EN	SO	GA	SA	PCT.
28	Bob Sauve	54	3110	3.45	25	20	7	3	1	179	1393	.871
1	Jacques Cloutier	25	1390	3.50	10	7	6	0	0	81	572	.858
33	Phil Myre	5	300	4.20	3	2	0	1	0	21	152	.861
	TEAM TOTALS	80	4800	3.56	38	29	13	4	1	285	2117	.865

1983-84 REGULAR SEASON SCORING

NO.	PLAYER	GP	G	A	PTS	+/-	PIM	PP	SH	GW	GT	SHOTS	PCT.
11	Gil Perreault	73	31	59	90	19	32	8	2	7	1	165	18.8
25	Dave Andreychuk	78	38	42	80	20	42	10	0	7	1	178	21.3
6	Phil Housley	75	31	46	77	4	33	13	2	6	1	234	13.2
17	Mike Foligno	70	32	31	63	32	151	6	0	5	0	183	17.5
8	Real Cloutier	77	24	36	60	-1	25	9	0	6	0	169	14.2
22	Lindy Ruff	58	14	31	45	15	101	3	0	4	0	126	11.1
9	Gilles Hamel	75	21	23	44	4	37	4	2	1	0	135	15.6
18	Paul Cyr	71	16	27	43	-3	52	5	0	1	1	142	11.3
3	Hannu Virta	70	6	30	36	14	12	4	0	0	0	98	6.1
16	Ric Seiling	78	13	22	35	10	42	0	3	0	0	135	9.6
5	Mike Ramsey	72	9	22	31	26	82	1	0	4	0	134	6.7
12	Sean McKenna	78	20	10	30	0	45	0	0	2	0	107	18.7
24	Bill Hajt	79	3	24	27	26	32	0	1	0	0	53	5.7
10	Craig Ramsay	76	9	17	26	3	17	0	0	0	0	97	9.3
20	Brent Peterson	70	9	12	21	3	52	0	0	0	0	81	11.1
19	Jim Wiemer	64	5	15	20	1	48	0	1	0	1	91	5.5
7	John Tucker	21	12	4	16	2	4	5	0	2	0	40	30.0
14	Mike Moller	59	5	11	16	2	27	0	0	1	0	43	11.6
27	Larry Playfair	76	5	11	16	4	209	0	0	0	2	67	7.5
44	Jerry Korab	48	2	9	11	4	82	1	0	1	0	41	4.9
21	Claude Verret	11	2	5	7	-3	2	1	0	0	0	14	14.3
26	Steve Patrick	11	1	4	5	-2	6	0	0	0	0	11	9.1
15	Adam Creighton	7	2	2	4	0	4	0	0	1	0	8	25.0
7	Dale McCourt	5	1	3	4	-2	0	0	0	0	0	5	20.0
4	Mark Renaud	10	1	3	4	1	6	0	0	0	0	11	9.1
31	Dave Fenyves	10	0	4	4	7	9	0	0	0	0	4	0.0
26	Mal Davis	11	2	1	3	-1	4	1	0	0	0	12	16.7
30	Tom Barrasso	42	0	2	2	0	20	0	0	0	0	0	0.0
16	Chris Langevin	6	1	0	1	-2	2	0	0	0	0	4	25.0
28	Bob Sauve	40	0	0	0	0	2	0	0	0	0	0	0.0

NO.	GOALTENDER	GP	MIN	AVG.	W	L	T	EN	SO	GA	SA	PCT.
30	Tom Barrasso	42	2475	2.84	26	12	3	2	2	117	1098	.893
28	Bob Sauve	40	2375	3.49	22	13	4	0	0	138	1050	.869
	TEAM TOTALS	80	4850	3.18	48	25	7	2	2	257	2148	.880

1984-85 38-28-14, 3RD PLACE — ADAMS DIVISION

Oct. 11		Montreal	4-3	W	Jan. 10	@	Boston	3-0	W
Oct. 13	@	Toronto	3-4	L*	Jan. 12	@	Montreal	1-1	T
Oct. 14		Detroit	6-4	W	Jan. 13		Edmonton	4-5	L
Oct. 17	@	Quebec	1-4	L	Jan. 16	@	NY Rangers	2-2	T
Oct. 19		Quebec	5-4	W	Jan. 18		Chicago	4-3	W
Oct. 21		Minnesota	8-6	W	Jan. 19	@	Hartford	2-0	W
Oct. 25	@	Montreal	2-3	L	Jan. 24	@	Boston	2-5	L
Oct. 26	@	Detroit	3-7	L	Jan. 25	@	Quebec	2-4	L
Oct. 28		Calgary	6-2	W	Jan. 27		Quebec	3-2	W
Oct. 31		Philadelphia	3-3	T	Jan. 30		Boston	6-2	W
Nov. 2		Hartford	8-1	W	Feb. 2	@	Philadelphia	6-3	W
Nov. 3	@	Hartford	4-4	T	Feb. 3		Calgary	6-1	W
Nov. 7	@	Minnesota	9-6	W	Feb. 6	@	Minnesota	3-1	W
Nov. 9	@	Los Angeles	2-3	L	Feb. 9	@	Calgary	6-1	W
Nov. 11	@	Winnipeg	2-3	L	Feb. 15		Montreal	3-4	L*
Nov. 14		Boston	4-2	W	Feb. 16	@	Montreal	4-3	W
Nov. 16		Washington	3-2	W	Feb. 18		Edmonton	4-6	L
Nov. 17	@	Washington	2-3	L	Feb. 22		St. Louis	1-4	L
Nov. 21	@	NY Rangers	2-3	L	Feb. 24		Los Angeles	2-4	L
Nov. 23		Philadelphia	2-4	L	Feb. 26	@	New Jersey	4-3	W
Nov. 24	@	NY Islanders	3-6	L	Feb. 27	@	St. Louis	1-3	L
Nov. 27	@	Pittsburgh	2-2	T	Mar. 2	@	Washington	4-0	W
Nov. 30		Montreal	2-2	T	Mar. 3		NY Islanders	2-3	L
Dec. 1	@	Montreal	2-3	L	Mar. 5		Hartford	6-3	W
Dec. 5		Boston	3-3	T	Mar. 8		Chicago	7-2	W
Dec. 8	@	Boston	3-1	W	Mar. 10	@	Los Angeles	4-4	T
Dec. 9		Quebec	4-4	T	Mar. 13	@	Vancouver	4-6	L
Dec. 12	@	Hartford	2-2	T	Mar. 15	@	Edmonton	4-4	T
Dec. 14		Detroit	4-4	T	Mar. 17	@	Winnipeg	3-5	L
Dec. 16		Vancouver	2-2	T	Mar. 20		Vancouver	4-5	L
Dec. 19	@	Chicago	6-3	W	Mar. 22		Pittsburgh	3-1	W
Dec. 22	@	Quebec	1-3	L	Mar. 24		Boston	3-4	L*
Dec. 23		St. Louis	3-2	W	Mar. 26	@	Quebec	3-4	L
Dec. 26		Toronto	6-0	W	Mar. 27		NY Rangers**	3-2	W
Dec. 28		Winnipeg	4-0	W	Mar. 30	@	Hartford	2-1	W
Dec. 29	@	New Jersey	2-1	W	Mar. 31		Quebec	3-1	W
Dec. 31		New Jersey	6-4	W	Apr. 2		Hartford	2-1	W
Jan. 4		Pittsburgh	7-2	W	Apr. 4	@	Boston	3-5	L
Jan. 5	@	NY Islanders	7-3	W	Apr. 6	@	Toronto	5-2	W
Jan. 8		Hartford	4-4	T	Apr. 7		Montreal	4-5	L

** - overtime decision ** - rescheduled from Jan. 22*

1985-86 37-37-6, 5TH PLACE — ADAMS DIVISION

Oct. 10		Hartford	4-5	L	Jan. 10		Toronto	9-7	W
Oct. 12	@	Minnesota	6-2	W	Jan. 11	@	Pittsburgh	3-3	T
Oct. 14		Detroit	6-1	W	Jan. 15	@	Chicago	2-4	L
Oct. 16	@	Montreal	6-0	W	Jan. 17		Montreal	5-4	W*
Oct. 18		Washington	1-4	L	Jan. 19	@	New Jersey	6-3	W
Oct. 19	@	Washington	2-2	T	Jan. 22		Winnipeg	6-3	W
Oct. 23		Montreal	4-5	L	Jan. 24		Chicago	3-5	L
Oct. 25		Vancouver	5-4	W	Jan. 25	@	Quebec	3-4	L
Oct. 27		Minnesota	3-2	W	Jan. 27	@	Montreal	1-4	L
Oct. 30	@	Calgary	2-4	L	Jan. 29	@	Winnipeg	3-5	L
Nov. 1	@	Edmonton	2-0	W	Jan. 31		NY Rangers	5-3	W
Nov. 2	@	Vancouver	2-6	L	Feb. 2		Quebec	5-3	W
Nov. 6		Winnipeg	7-3	W	Feb. 6	@	Boston	8-6	W
Nov. 8		St. Louis	5-4	W	Feb. 8	@	Hartford	4-2	W
Nov. 10		Calgary	5-1	W	Feb. 9		Edmonton	4-2	W
Nov. 13		Boston	6-4	W	Feb. 12		Philadelphia	0-4	L
Nov. 16	@	Quebec	1-3	L	Feb. 14	@	Calgary	3-3	T
Nov. 17		Toronto	3-5	L	Feb. 16	@	Edmonton	5-7	L
Nov. 19	@	Hartford	2-0	W	Feb. 19		Hartford	4-6	L
Nov. 22		Quebec	7-5	W	Feb. 21		NY Islanders	5-1	W
Nov. 25		Minnesota	3-4	L	Feb. 23		Washington	4-1	W
Nov. 27	@	Detroit	1-4	L	Feb. 26	@	Pittsburgh	2-5	L
Nov. 29		Montreal	2-5	L	Feb. 28		Quebec	2-6	L
Nov. 30	@	Toronto	2-3	L*	Mar. 1	@	Quebec	8-4	W
Dec. 4	@	St. Louis	6-3	W	Mar. 4	@	Philadelphia	6-4	W
Dec. 6		Pittsburgh	1-3	L	Mar. 5	@	Hartford	1-5	L
Dec. 8	@	Boston	3-3	T	Mar. 7		Hartford	2-6	L
Dec. 10	@	Quebec	3-7	L	Mar. 9		New Jersey	4-3	W
Dec. 13		Hartford	4-6	L	Mar. 11	@	St. Louis	2-3	L*
Dec. 15		Quebec	6-2	W	Mar. 12	@	Chicago	7-6	W
Dec. 17	@	NY Islanders	3-7	L	Mar. 15	@	Los Angeles	3-5	L
Dec. 18	@	NY Rangers	5-4	W	Mar. 19	@	Vancouver	4-3	W
Dec. 21	@	Montreal	1-3	L	Mar. 21		New Jersey	3-6	L
Dec. 22		Boston	5-3	W	Mar. 23		Los Angeles	6-1	W
Dec. 26		NY Rangers	6-1	W	Mar. 27	@	Philadelphia	1-0	W
Dec. 29		NY Islanders	4-3	W	Mar. 29	@	Boston	1-2	L
Dec. 31		Boston	6-6	T	Mar. 30		Boston	3-5	L
Jan. 2	@	Detroit	2-2	T	Apr. 1	@	Hartford	3-5	L
Jan. 4	@	Boston	0-4	L	Apr. 4		Montreal	4-2	W
Jan. 5		Los Angeles	2-3	L	Apr. 5	@	Montreal	2-4	L

** - overtime decision*

1984-85 REGULAR SEASON SCORING

NO.	PLAYER	GP	G	A	PTS	+/-	PIM	PP	SH	GW	GT	SHOTS	PCT.
11	Gil Perreault	78	30	53	83	5	42	10	1	1	0	167	18.0
6	Phil Housley	73	16	53	69	13	28	3	0	4	0	187	8.6
25	Dave Andreychuk	64	31	30	61	-2	54	14	0	2	1	153	20.3
17	Mike Foligno	77	27	29	56	14	154	6	0	6	2	167	16.2
7	John Tucker	64	22	27	49	6	21	11	0	3	0	111	19.8
9	Gilles Hamel	80	18	30	48	-1	36	5	3	4	2	158	11.4
18	Paul Cyr	71	22	24	46	-5	63	5	0	1	2	168	13.1
12	Sean McKenna	65	20	16	36	-6	41	2	0	0	0	108	18.5
20	Brent Peterson	74	12	22	34	16	47	2	1	2	0	104	11.5
10	Craig Ramsay	79	12	21	33	17	16	0	0	1	0	70	17.1
16	Ric Seiling	73	16	15	31	28	86	2	3	3	0	118	13.6
5	Mike Ramsey	79	8	22	30	29	102	3	0	2	0	159	5.0
29	Mal Davis	47	17	9	26	-2	26	5	0	5	0	62	27.4
22	Lindy Ruff	39	13	11	24	-3	45	2	0	2	0	71	18.3
3	Hannu Virta	51	1	23	24	-1	16	0	0	0	0	57	1.8
26	Dave Maloney	52	1	21	22	17	41	0	0	0	0	36	2.8
24	Bill Hajt	57	5	13	18	32	14	1	1	0	1	53	9.4
27	Larry Playfair	72	3	14	17	-2	157	0	0	1	0	63	4.8
15	Adam Creighton	30	2	8	10	-7	33	1	0	0	0	20	10.0
23	Gates Orlando	11	3	6	9	3	6	1	0	0	0	22	13.6
31	Dave Fenyves	60	1	8	9	1	27	0	0	0	0	50	2.0
4	Jerry Korab	25	1	6	7	-8	29	0	0	1	0	30	3.3
32	Norm Lacombe	30	2	4	6	-3	25	0	0	0	0	30	6.7
4	Timo Jutila	10	1	5	6	-5	13	1	0	0	0	28	3.6
30	Tom Barrasso	54	0	6	6	0	41	0	0	0	0	0	0.0
19	Jim Wiemer	10	3	2	5	-5	4	2	0	0	0	22	13.6
26	Steve Patrick	14	2	2	4	-3	4	0	0	0	0	12	16.7
13	Jim Schoenfeld	34	0	3	3	-1	28	0	0	0	0	38	0.0
8	Bob Mongrain	8	1	1	2	1	0	0	0	0	0	10	10.0
14	Mike Moller	5	0	2	2	0	0	0	0	0	0	5	0.0
1	Jacques Cloutier	1	0	1	1	0	0	0	0	0	0	1	0.0
28	Bob Sauve	27	0	1	1	0	4	0	0	0	0	0	0.0
21	Claude Verret	3	0	0	0	-2	0	0	0	0	0	5	0.0
8	Real Cloutier	4	0	0	0	-2	0	0	0	0	0	6	0.0

NO.	GOALTENDER	GP	MIN	AVG.	W	L	T	EN	SO	GA	SA	PCT.
30	Tom Barrasso	54	3248	2.66	25	18	10	4	5	144	1274	.887
28	Bob Sauve	27	1564	3.22	13	10	3	1	0	84	581	.855
1	Jacques Cloutier	1	65	3.69	0	0	1	0	0	4	37	.892
	TEAM TOTALS	**80**	**4877**	**2.92**	**38**	**28**	**14**	**5**	**5**	**237**	**1892**	**.875**

1985-86 REGULAR SEASON SCORING

NO.	PLAYER	GP	G	A	PTS	+/-	PIM	PP	SH	GW	GT	SHOTS	PCT.
25	Dave Andreychuk	80	36	51	87	3	61	12	0	3	0	225	16.0
17	Mike Foligno	79	41	39	80	25	168	7	1	4	0	223	18.4
7	John Tucker	75	31	34	65	0	39	8	0	3	0	146	21.2
6	Phil Housley	79	15	47	62	-9	54	7	0	2	0	180	8.3
11	Gil Perreault	72	21	39	60	-10	28	5	1	3	0	164	12.8
18	Paul Cyr	71	20	31	51	4	120	4	1	2	0	151	13.2
9	Gilles Hamel	77	19	25	44	-27	61	4	3	4	0	158	12.0
22	Lindy Ruff	54	20	12	32	8	158	5	1	4	0	131	15.3
5	Mike Ramsey	76	7	21	28	1	117	1	0	1	1	154	4.5
3	Hannu Virta	47	5	23	28	2	16	1	0	0	0	81	6.2
23	Gates Orlando	61	13	12	25	-7	29	1	2	1	0	70	18.6
16	Ric Seiling	69	12	13	25	-5	74	0	0	1	0	85	14.1
4	Steve Dykstra	65	4	21	25	1	108	1	1	0	0	70	5.7
15	Doug Smith	30	10	11	21	2	73	3	1	3	0	72	13.9
12	Sean McKenna	45	6	12	18	-8	28	1	0	2	0	83	7.2
24	Bill Hajt	58	1	16	17	17	25	0	0	0	0	42	2.4
32	Norm Lacombe	25	6	7	13	9	13	3	0	2	0	38	15.8
26	Pat Hughes	50	4	9	13	-6	25	0	0	0	0	51	7.8
14	Mikael Andersson	33	1	9	10	0	4	0	0	0	0	13	7.7
19	Bob Halkidis	37	1	9	10	-3	115	0	0	0	0	19	5.3
21	Richie Dunn	29	4	5	9	-5	25	4	0	0	0	55	7.3
20	Don Lever	29	7	1	8	-5	6	0	1	1	0	31	22.6
8	Dave Fenyves	47	0	7	7	12	37	0	0	0	0	31	0.0
12	Jody Gage	7	3	2	5	-3	0	3	0	0	0	18	16.7
26	Phil Russell	12	2	3	5	-8	12	0	0	0	0	15	13.3
28	Brian Engblom	30	1	4	5	3	16	0	0	0	0	24	4.2
30	Tom Barrasso	60	0	4	4	0	28	0	0	0	0	0	0.0
15	Chris Langevin	16	2	1	3	3	20	0	0	0	0	10	20.0
27	Larry Playfair	47	1	2	3	-8	100	0	0	0	0	35	2.9
29	Mal Davis	7	2	0	2	-1	4	2	0	0	0	5	40.0
34	Adam Creighton	20	1	1	2	-2	2	0	0	1	0	9	11.1
1	Jacques Cloutier	15	0	2	2	0	2	0	0	0	0	0	0.0
28	Paul Gardner	2	0	0	0	-3	0	0	0	0	0	4	0.0
28	Richard Hajdu	3	0	0	0	1	4	0	0	0	0	2	0.0
31	Joe Reekie	3	0	0	0	-2	14	0	0	0	0	1	0.0
33	Jim Hofford	5	0	0	0	-1	5	0	0	0	0	3	0.0
35	Daren Puppa	7	0	0	0	0	0	0	0	0	0	0	0.0

NO.	GOALTENDER	GP	MIN	AVG.	W	L	T	EN	SO	GA	SA	PCT.
30	Tom Barrasso	60	3561	3.61	29	24	5	5	2	214	1778	.879
1	Jacques Cloutier	15	872	3.37	5	9	1	2	1	49	428	.885
35	Daren Puppa	7	401	3.14	3	4	0	0	1	21	184	.886
	TEAM TOTALS	**80**	**4834**	**3.61**	**37**	**37**	**6**	**7**	**4**	**291**	**2390**	**.878**

1986-87 28-44-8, 5TH PLACE — ADAMS DIVISION

Oct. 9	@ Winnipeg	2-3	L
Oct. 11	@ Toronto	5-5	T
Oct. 12	Calgary	2-4	L
Oct. 15	Montreal	0-0	T
Oct. 17	Pittsburgh	3-7	L
Oct. 18	@ Washington	4-2	W
Oct. 22	@ Pittsburgh	4-5	L*
Oct. 24	Hartford	4-5	L
Oct. 25	@ Hartford	2-3	L
Oct. 29	@ Montreal	2-5	L
Nov. 1	@ New Jersey	3-1	W
Nov. 2	@ Boston	7-1	W
Nov. 5	Boston	8-3	W
Nov. 7	Vancouver	6-7	L
Nov. 9	NY Islanders	3-4	L
Nov. 12	@ NY Rangers	1-2	L*
Nov. 15	@ Montreal	2-4	L
Nov. 19	Boston	4-4	T
Nov. 21	Quebec	1-6	L
Nov. 22	@ Quebec	1-3	L
Nov. 26	@ Hartford	0-3	L
Nov. 28	Boston	4-3	W
Nov. 29	@ Boston	2-6	L
Dec. 2	Minnesota	4-5	L
Dec. 5	St. Louis	5-6	L
Dec. 6	@ New Jersey	3-4	L
Dec. 9	@ Detroit	5-5	T
Dec. 10	@ Chicago	3-6	L
Dec. 13	@ Quebec	0-7	L
Dec. 14	Hartford	4-3	W
Dec. 17	@ Hartford	3-4	L
Dec. 19	Montreal	3-2	W
Dec. 20	@ Toronto	4-5	L*
Dec. 23	Philadelphia	2-1	W
Dec. 26	Pittsburgh	3-3	T
Dec. 28	Calgary	1-4	L
Dec. 31	Chicago	5-2	W
Jan. 2	Winnipeg	3-6	L
Jan. 4	Quebec	7-2	W
Jan. 7	@ Winnipeg	4-2	W
Jan. 8	@ Minnesota	4-5	L*
Jan. 10	@ Los Angeles	8-5	W
Jan. 14	Montreal	3-3	T
Jan. 17	@ Montreal	2-4	L
Jan. 18	Edmonton	6-5	W*
Jan. 20	@ Minnesota	0-5	L
Jan. 23	Washington	2-3	L
Jan. 24	@ Washington	6-3	W
Jan. 26	@ Boston	2-6	L
Jan. 28	Philadelphia	4-7	L
Jan. 30	Quebec	3-1	W
Feb. 1	Detroit	6-1	W
Feb. 4	@ Hartford	3-1	W
Feb. 7	@ Quebec	2-5	L
Feb. 8	Chicago	7-4	W
Feb. 14	@ NY Islanders	5-1	W
Feb. 18	Boston	4-3	W
Feb. 20	@ NY Rangers	6-3	W
Feb. 22	Hartford	5-3	W
Feb. 24	NY Rangers	3-6	L
Feb. 26	St. Louis	4-3	W
Feb. 28	@ Boston	1-5	L
Mar. 1	Vancouver	2-4	L
Mar. 3	@ Philadelphia	2-4	L
Mar. 5	New Jersey	6-4	W
Mar. 7	@ Quebec	5-5	T
Mar. 8	Quebec	5-1	W
Mar. 11	@ Los Angeles	3-2	W
Mar. 13	@ Vancouver	4-6	L
Mar. 14	@ Edmonton	3-5	L
Mar. 17	@ Calgary	2-6	L
Mar. 20	Montreal	2-3	L
Mar. 22	Detroit	3-2	W
Mar. 24	Toronto	5-6	L
Mar. 26	Los Angeles	3-5	L
Mar. 28	@ Montreal	3-6	L
Mar. 29	Edmonton	2-3	L
Apr. 2	@ St. Louis	3-5	L
Apr. 4	@ NY Islanders	6-6	T
Apr. 5	Hartford	6-0	W

** - overtime decision*

1987-88 37-32-11, 3RD PLACE — ADAMS DIVISION

Oct. 8	Minnesota	2-2	T
Oct. 10	@ Montreal	3-6	L
Oct. 11	Washington	6-5	W
Oct. 13	@ Pittsburgh	3-8	L
Oct. 16	Quebec	2-2	T
Oct. 17	@ Quebec	6-3	W
Oct. 21	Hartford	3-5	L
Oct. 23	Montreal	5-3	W
Oct. 24	@ Pittsburgh	3-5	L
Oct. 28	@ Hartford	2-2	T
Oct. 30	Los Angeles	5-1	W
Nov. 1	Chicago	5-3	W
Nov. 4	@ Los Angeles	5-4	W
Nov. 7	@ Edmonton	0-5	L
Nov. 8	@ Calgary	6-3	W
Nov. 11	@ Vancouver	4-4	T
Nov. 13	Minnesota	4-5	L
Nov. 15	Toronto	5-4	W
Nov. 18	@ Hartford	1-9	L
Nov. 20	Washington	5-3	W
Nov. 22	Los Angeles	5-8	L
Nov. 25	@ Philadelphia	2-5	L
Nov. 27	Hartford	2-4	L
Nov. 29	Edmonton	2-5	L
Dec. 3	Quebec	6-3	W
Dec. 5	@ Hartford	1-2	L
Dec. 6	Vancouver	1-5	L
Dec. 9	@ Chicago	6-2	W
Dec. 12	@ Boston	3-3	T
Dec. 13	Calgary	1-7	L
Dec. 18	Montreal	2-2	T
Dec. 19	@ Montreal	2-1	W
Dec. 22	@ Boston	0-9	L
Dec. 23	@ Detroit	5-2	W
Dec. 27	Pittsburgh	3-3	T
Dec. 29	@ Quebec	1-5	L
Dec. 31	Boston	0-2	L
Jan. 2	@ Toronto	6-4	W
Jan. 3	Quebec	2-1	W
Jan. 6	@ Montreal	6-5	W
Jan. 8	Hartford	3-1	W
Jan. 10	NY Rangers	4-3	W
Jan. 12	@ St. Louis	4-2	W
Jan. 14	@ Philadelphia	1-3	L
Jan. 16	@ Boston	1-5	L
Jan. 17	NY Islanders	5-2	W
Jan. 20	Boston	5-3	W
Jan. 22	New Jersey	7-3	W
Jan. 23	@ Washington	3-3	T
Jan. 25	@ New Jersey	5-2	W
Jan. 27	Montreal	1-4	L
Jan. 29	NY Islanders	2-5	L
Jan. 31	Winnipeg	4-4	T
Feb. 2	@ Quebec	6-3	W
Feb. 5	Toronto	5-2	W
Feb. 6	@ NY Islanders	4-6	L
Feb. 12	@ Winnipeg	5-7	L
Feb. 14	@ Chicago	3-4	L*
Feb. 16	@ St. Louis	3-0	W
Feb. 19	Philadelphia	4-5	L
Feb. 21	Quebec	5-6	L
Feb. 25	St. Louis	5-2	W
Feb. 27	@ Hartford	4-3	W
Feb. 28	Winnipeg	5-3	W
Mar. 1	@ Detroit	0-4	L
Mar. 4	NY Rangers	6-3	W
Mar. 6	Boston	3-0	W
Mar. 9	@ Minnesota	6-2	W
Mar. 12	@ Calgary	4-10	L
Mar. 13	@ Vancouver	7-5	W
Mar. 15	@ Edmonton	4-6	L
Mar. 19	@ Boston	4-3	W
Mar. 20	Boston	2-6	L
Mar. 22	@ NY Rangers	3-2	W
Mar. 25	New Jersey	2-2	T
Mar. 27	Detroit	3-5	L
Mar. 29	@ Quebec	3-1	W
Mar. 31	Hartford	3-2	W
Apr. 2	@ Montreal	4-9	L
Apr. 3	Montreal	4-4	T

** - overtime decision*

1986-87 REGULAR SEASON SCORING

NO.	PLAYER	GP	G	A	PTS	+/-	PIM	PP	SH	GW	GT	SHOTS	PCT.
25	Dave Andreychuk	77	25	48	73	2	46	13	0	2	1	255	9.8
6	Phil Housley	78	21	46	67	-2	57	8	1	2	0	202	10.4
21	Christian Ruuttu	76	22	43	65	9	62	3	1	1	1	167	13.2
17	Mike Foligno	75	30	29	59	13	176	11	1	5	0	185	16.2
7	John Tucker	54	17	34	51	-3	21	4	0	0	1	104	16.3
38	Adam Creighton	56	18	22	40	4	26	6	0	3	0	109	16.5
15	Doug Smith	62	16	24	40	-	106	7	0	2	0	158	10.1
5	Mike Ramsey	80	8	31	39	1	109	2	1	0	0	154	5.2
27	Wilf Paiement	56	20	17	37	2	108	2	0	3	0	117	17.1
18	Paul Cyr	73	11	16	27	-16	122	0	0	1	0	131	8.4
39	Clark Gillies	61	10	17	27	0	81	1	0	2	0	106	9.4
9	Scott Arniel	63	11	14	25	-1	59	0	0	3	0	90	12.2
28	Tom Kurvers	55	6	17	23	-10	24	1	0	1	0	71	8.5
22	Lindy Ruff	50	6	14	20	-12	74	0	1	1	0	95	6.3
12	Ken Priestlay	34	11	6	17	3	8	3	0	0	0	49	22.4
11	Gil Perreault	20	9	7	16	-2	6	1	0	1	0	35	25.7
34	Jim Korn	52	4	10	14	-3	158	0	0	0	0	35	11.4
37	Shawn Anderson	41	2	11	13	0	23	0	0	0	0	26	7.7
32	Norm Lacombe	39	4	7	11	-9	8	1	0	0	1	48	8.3
26	Bob Logan	22	7	3	10	5	0	1	0	0	0	22	31.8
65	Mark Napier	15	5	5	10	-5	0	1	0	0	0	40	12.5
23	Gates Orlando	27	2	8	10	-6	16	0	0	0	0	24	8.3
31	Joe Reekie	56	1	8	9	6	82	0	0	0	0	56	1.8
29	Jeff Parker	15	3	3	6	1	7	0	0	0	0	10	30.0
20	Mike Hartman	17	3	3	6	2	69	0	0	0	0	19	15.8
20	Don Lever	10	3	2	5	-3	4	3	0	1	0	8	37.5
40	Uwe Krupp	26	1	4	5	-9	23	0	0	0	0	34	2.9
16	Paul Brydges	15	2	2	4	4	6	0	0	0	0	8	25.0
29	Mark Ferner	13	0	3	3	2	9	0	0	0	0	5	0.0
14	Mikael Andersson	16	0	3	3	-2	0	0	0	0	0	6	0.0
19	Bob Halkidis	6	1	1	2	3	19	0	0	0	0	4	25.0
26	Phil Russell	6	0	2	2	0	12	0	0	0	0	2	0.0
33	Lee Fogolin	9	0	2	2	-2	8	0	0	0	0	5	0.0
24	Bill Hajt	23	0	2	2	0	4	0	0	0	0	11	0.0
1	Jacques Cloutier	40	0	2	2	0	10	0	0	0	0	0	0.0
8	Dave Fenyves	7	1	0	1	-3	0	0	0	0	0	3	33.3
3	Richie Dunn	2	0	1	1	2	2	0	0	0	0	1	0.0
4	Steve Dykstra	37	0	1	1	-7	179	0	0	0	0	21	0.0
30	Tom Barrasso	46	0	1	1	0	22	0	0	0	0	0	0.0
8	Richard Hajdu	2	0	0	0	1	0	0	0	0	0	1	0.0
19	Doug Trapp	2	0	0	0	0	0	0	0	0	0	1	0.0
35	Daren Puppa	3	0	0	0	0	2	0	0	0	0	0	0.0
3	Jim Hofford	12	0	0	0	-1	40	0	0	0	0	8	0.0

NO.	GOALTENDER	GP	MIN	AVG.	W	L	T	EN	SO	GA	SA	PCT.
30	Tom Barrasso	46	2501	3.65	17	23	2	4	2	152	1202	.873
1	Jacques Cloutier	40	2167	3.79	11	19	5	1	0	137	1035	.868
35	Daren Puppa	3	185	4.22	0	2	1	1	0	13	80	.835
	TEAM TOTALS	**80**	**4853**	**3.81**	**28**	**44**	**8**	**6**	**2**	**308**	**2317**	**.867**

1987-88 REGULAR SEASON SCORING

NO.	PLAYER	GP	G	A	PTS	+/-	PIM	PP	SH	GW	GT	SHOTS	PCT.
25	Dave Andreychuk	80	30	48	78	1	112	15	0	5	0	253	11.9
21	Christian Ruuttu	73	26	45	71	-3	85	8	1	4	0	185	14.1
6	Phil Housley	74	29	37	66	-17	96	6	0	1	1	231	12.6
23	Ray Sheppard	74	38	27	65	-6	14	15	0	5	2	173	22.0
17	Mike Foligno	74	29	28	57	-11	220	10	0	7	1	159	18.2
77	Pierre Turgeon	76	14	28	42	-8	34	8	0	3	0	101	13.9
3	Calle Johansson	71	4	38	42	12	37	2	0	0	0	93	4.3
9	Scott Arniel	73	17	23	40	8	61	0	3	2	0	111	15.3
7	John Tucker	45	19	19	38	4	20	6	0	0	1	93	20.4
15	Doug Smith	70	9	19	28	-10	117	1	0	0	0	136	6.6
38	Adam Creighton	36	10	17	27	7	87	4	0	1	0	61	16.4
22	Lindy Ruff	77	2	23	25	-9	179	0	0	0	0	106	1.9
14	Mikael Andersson	37	3	20	23	7	10	0	1	1	0	34	8.8
5	Mike Ramsey	63	5	16	21	6	77	1	0	0	0	94	5.3
65	Mark Napier	47	10	8	18	-3	8	0	1	2	0	81	12.3
12	Ken Priestlay	33	5	12	17	-4	35	1	1	0	0	63	7.9
16	Mike Donnelly	40	6	8	14	-1	44	0	0	0	0	69	8.7
40	Uwe Krupp	75	2	9	11	-1	151	0	0	0	0	84	2.4
19	Kevin Maguire	46	4	6	10	-1	162	0	0	0	0	25	16.0
90	Clark Gillies	25	5	2	7	1	51	0	0	1	0	23	21.7
36	Jan Ludvig	13	1	6	7	1	65	0	0	0	0	13	7.7
26	Bob Logan	16	3	2	5	1	0	1	0	1	0	15	20.0
27	Joe Reekie	30	1	4	5	-3	68	0	0	0	0	23	4.3
20	Mike Hartman	18	3	1	4	-3	90	0	0	1	0	24	12.5
37	Shawn Anderson	23	1	2	3	-3	17	1	0	0	0	29	3.4
18	Bob Halkidis	30	0	3	3	6	115	0	0	0	0	26	0.0
8	Jim Jackson	5	2	0	2	0	0	1	0	1	0	11	18.2
29	Richie Dunn	12	2	0	2	-7	8	0	0	0	0	19	10.5
33	Benoit Hogue	3	1	1	2	3	0	0	0	1	0	3	33.3
8	Paul Cyr	20	1	1	2	-2	38	0	1	1	0	20	50.0
4	Steve Dykstra	27	1	1	2	-2	91	0	0	0	0	11	9.1
28	Jeff Parker	4	0	2	2	-1	2	0	0	0	0	0	0.0
32	Scott Metcalfe	1	0	1	1	-1	0	0	0	0	0	1	0.0
32	Don McSween	5	0	1	1	1	6	0	0	0	0	4	0.0
31	Daren Puppa	17	0	1	1	–	4	0	0	0	0	0	0.0
24	Ed Hospodar	42	0	1	1	-1	98	0	0	0	0	15	0.0
30	Tom Barrasso	54	0	1	1	–	50	0	0	0	0	0	0.0
33	Jody Gage	2	0	0	0	-2	0	0	0	0	0	1	0.0
1	Jacques Cloutier	20	0	0	0	–	11	0	0	0	0	0	0.0

NO.	GOALTENDER	GP	MIN	AVG.	W	L	T	EN	SO	GA	SA	PCT.
30	Tom Barrasso	60	3561	3.61	29	24	5	5	2	214	1778	.879
1	Jacques Cloutier	15	872	3.37	5	9	1	2	1	49	428	.885
35	Daren Puppa	7	401	3.14	3	4	0	0	1	21	184	.886
	TEAM TOTALS	**80**	**4834**	**3.61**	**37**	**37**	**6**	**7**	**4**	**291**	**2390**	**.878**

1988-89 38-35-7, 3rd PLACE — ADAMS DIVISION

Oct. 6	Montreal	3-2	W
Oct. 8	@ Washington	2-6	L
Oct. 9	@ Philadelphia	3-4	L*
Oct. 12	Pittsburgh	8-5	W
Oct. 14	@ Quebec	5-4	W
Oct. 16	Quebec	3-5	L
Oct. 19	@ Toronto	2-4	L
Oct. 21	Montreal	5-3	W
Oct. 22	@ Montreal	3-4	L
Oct. 25	@ New Jersey	7-4	W
Oct. 26	Hartford	1-7	L
Oct. 29	@ Boston	3-3	T
Oct. 30	Boston	3-3	T
Nov. 2	NY Rangers	6-4	W
Nov. 4	@ Edmonton	3-7	L
Nov. 5	@ Calgary	0-9	L
Nov. 9	Calgary	3-2	W
Nov. 12	@ NY Islanders	3-0	W
Nov. 13	Edmonton	4-5	L*
Nov. 16	@ Chicago	2-3	L
Nov. 19	@ Los Angeles	4-5	L
Nov. 22	@ Vancouver	2-4	L
Nov. 25	Chicago	5-4	W*
Nov. 27	Philadelphia	7-3	W
Nov. 30	Quebec	6-2	W
Dec. 2	Hartford	1-6	L
Dec. 3	@ Montreal	2-3	L*
Dec. 6	@ Hartford	0-9	L
Dec. 8	@ Boston	4-2	W
Dec. 11	Washington	4-6	L
Dec. 14	@ Winnipeg	3-4	L
Dec. 15	@ Minnesota	2-2	T
Dec. 19	Edmonton	5-5	T
Dec. 21	@ NY Rangers	5-2	W
Dec. 23	Toronto	5-2	W
Dec. 26	Boston	2-1	W
Dec. 28	Detroit	4-1	W
Dec. 30	@ Washington	3-5	L
Dec. 31	Philadelphia	2-3	L
Jan. 4	Hartford	4-5	L*
Jan. 6	@ New Jersey	4-5	L
Jan. 7	@ Toronto	6-1	W
Jan. 12	Chicago	6-5	W
Jan. 14	@ Quebec	1-1	T
Jan. 15	Calgary	3-2	W
Jan. 18	Minnesota	3-3	T
Jan. 21	@ Boston	6-5	W*
Jan. 22	Boston	6-4	W
Jan. 25	@ Detroit	6-3	W
Jan. 27	Montreal	4-2	W
Jan. 28	@ Montreal	1-2	L
Jan. 31	@ Hartford	5-3	W
Feb. 2	@ St. Louis	3-7	L
Feb. 4	@ Los Angeles	3-5	L
Feb. 9	@ Hartford	2-5	L
Feb. 10	Vancouver	4-5	L
Feb. 12	St. Louis	5-2	W
Feb. 14	@ Pittsburgh	3-7	L
Feb. 15	New Jersey	5-3	W
Feb. 17	Pittsburgh	5-1	W
Feb. 19	Detroit	8-4	W
Feb. 22	NY Islanders	7-5	W
Feb. 24	Winnipeg	5-4	W
Feb. 25	@ Montreal	1-6	L
Mar. 1	Los Angeles	4-5	L
Mar. 4	@ Quebec	2-6	L
Mar. 5	Quebec	2-8	L
Mar. 8	@ NY Rangers	2-0	W
Mar. 11	@ Boston	6-6	T
Mar. 12	Boston	3-2	W
Mar. 16	@ Hartford	6-1	W
Mar. 18	@ Minnesota	0-3	L
Mar. 20	@ Winnipeg	4-1	W
Mar. 22	St. Louis	1-2	L
Mar. 24	Vancouver	5-2	W
Mar. 25	@ Quebec	1-4	L
Mar. 28	Hartford	4-2	W
Mar. 30	Montreal	2-4	L
Apr. 1	@ NY Islanders	4-3	W
Apr. 2	Quebec	4-2	W

** - overtime decision*

1989-90 45-27-8, 2nd PLACE — ADAMS DIVISION

Oct. 5	Quebec	4-3	W
Oct. 7	@ Montreal	1-5	L
Oct. 8	Minnesota	2-2	T
Oct. 11	@ Toronto	7-1	W
Oct. 13	Hartford	4-1	W
Oct. 14	@ Detroit	2-6	L
Oct. 18	@ Hartford	1-2	L
Oct. 20	Montreal	6-2	W
Oct. 21	@ Pittsburgh	4-2	W
Oct. 25	@ Minnesota	2-4	L
Oct. 27	Toronto	6-5	W*
Oct. 29	Boston	4-3	W
Nov. 2	@ Montreal	4-3	W
Nov. 4	@ Boston	3-3	T
Nov. 5	Los Angeles	5-3	W
Nov. 8	@ Hartford	6-3	W
Nov. 10	Vancouver	4-2	W
Nov. 12	Edmonton	6-5	W
Nov. 16	@ Calgary	4-4	T
Nov. 17	@ Edmonton	0-3	L
Nov. 19	@ Vancouver	2-2	T
Nov. 22	NY Rangers	4-1	W
Nov. 25	@ Quebec	3-2	W
Nov. 26	Hartford	4-2	W
Nov. 28	@ Hartford	4-2	W
Nov. 30	@ Boston	1-5	L
Dec. 1	New Jersey	6-4	W
Dec. 3	St. Louis	4-3	W
Dec. 5	@ NY Islanders	0-3	L
Dec. 7	@ Philadelphia	3-4	L*
Dec. 10	Washington	4-3	W
Dec. 13	Boston	2-4	L
Dec. 16	@ Boston	3-1	W
Dec. 17	Philadelphia	4-3	W
Dec. 20	@ NY Rangers	2-2	T
Dec. 22	Montreal	2-2	T
Dec. 23	@ Quebec	6-5	W
Dec. 26	Detroit	6-3	W
Dec. 29	Boston	3-4	L*
Dec. 31	NY Islanders	2-4	L
Jan. 2	@ New Jersey	3-5	L
Jan. 6	@ Montreal	3-6	L
Jan. 7	Boston	1-2	L
Jan. 11	@ Calgary	3-5	L
Jan. 13	@ Vancouver	5-3	W
Jan. 16	@ Los Angeles	4-2	W
Jan. 19	Washington	3-6	L
Jan. 23	@ Philadelphia	3-2	W
Jan. 24	@ Chicago	3-2	W
Jan. 26	Chicago	2-4	L
Jan. 28	Pittsburgh	7-2	W
Jan. 30	@ Quebec	5-2	W
Jan. 31	Quebec	6-3	W
Feb. 3	@ Montreal	0-1	L
Feb. 4	NY Islanders	0-1	L
Feb. 7	Montreal	3-1	W
Feb. 9	NY Rangers	3-2	W
Feb. 11	@ St. Louis	2-4	L
Feb. 13	@ Chicago	1-4	L
Feb. 16	Montreal	5-3	W
Feb. 18	Hartford	4-6	L
Feb. 20	@ Winnipeg	4-3	W*
Feb. 21	@ Edmonton	3-7	L
Feb. 23	Hartford	7-3	W
Feb. 25	Winnipeg	3-1	W
Feb. 27	@ St. Louis	1-4	L
Mar. 3	@ Quebec	3-3	T
Mar. 4	Quebec	5-3	W
Mar. 6	@ Washington	1-1	T
Mar. 8	@ Boston	10-4	W
Mar. 10	@ Hartford	5-0	W
Mar. 14	Los Angeles	5-6	L*
Mar. 16	Toronto	3-4	L
Mar. 18	Winnipeg	4-3	W*
Mar. 21	Calgary	5-4	W
Mar. 25	New Jersey	3-4	L
Mar. 27	@ Detroit	6-5	W
Mar. 29	Minnesota	4-2	W
Mar. 31	@ Pittsburgh	3-2	W*
Apr. 1	Quebec	5-2	W

** - overtime decision*

1988-89 REGULAR SEASON SCORING

NO.	PLAYER	GP	G	A	PTS	+/-	PIM	PP	SH	GW	GT	SHOTS	PCT.
77	Pierre Turgeon	80	34	54	88	-3	26	19	0	5	0	182	18.7
6	Phil Housley	72	26	44	70	6	47	5	0	3	0	178	14.6
21	Christian Ruuttu	67	14	46	60	13	98	5	0	1	0	149	9.4
25	Dave Andreychuk	56	28	24	52	1	40	7	0	3	0	145	19.3
17	Mike Foligno	75	27	22	49	-7	156	11	0	5	1	144	18.8
8	Doug Bodger	61	7	40	47	9	52	6	0	1	0	134	5.2
33	Benoit Hogue	69	14	30	44	-4	120	1	2	0	0	114	12.3
7	John Tucker	60	13	31	44	-4	31	3	0	1	0	94	13.8
23	Ray Sheppard	67	22	21	43	-7	15	7	0	4	1	147	15.0
9	Scott Arniel	80	18	23	41	10	46	0	2	3	1	122	14.8
22	Rick Vaive	28	19	13	32	7	64	7	0	3	0	81	23.5
65	Mark Napier	66	11	17	28	-4	33	0	2	1	0	92	12.0
29	Jeff Parker	57	9	9	18	3	82	0	0	2	0	78	11.5
19	Kevin Maguire	60	8	10	18	9	241	0	0	2	0	35	22.9
4	Uwe Krupp	70	5	13	18	0	55	0	1	0	0	51	9.8
20	Mike Hartman	70	8	9	17	8	316	1	0	0	0	91	8.8
38	Adam Creighton	24	7	10	17	-5	44	3	0	1	0	42	16.7
22	Lindy Ruff	63	6	11	17	-17	86	0	0	0	0	69	8.7
5	Mike Ramsey	56	2	14	16	5	84	0	0	1	0	63	3.2
3	Calle Johansson	47	2	11	13	-7	33	0	0	1	0	53	3.8
37	Shawn Anderson	33	2	10	12	3	18	2	0	0	0	26	7.7
16	Mike Donnelly	22	4	6	10	-1	10	0	0	0	0	25	16.0
3	Grant Ledyard	13	1	5	6	1	8	0	0	1	0	25	4.0
55	Joe Reekie	15	1	3	4	6	26	1	0	0	0	14	7.1
31	Daren Puppa	37	0	4	4	–	12	0	0	0	0	0	0.0
30	Tom Barrasso	10	0	3	3	–	21	0	0	0	0	0	0.0
27	Larry Playfair	42	0	3	3	-10	110	0	0	0	0	6	0.0
56	Ken Priestlay	15	2	0	2	-8	2	0	0	0	0	20	10.0
32	Scott Metcalfe	9	1	1	2	-1	13	0	0	0	0	11	9.1
36	Jan Ludvig	13	0	2	2	-1	39	0	0	0	0	11	0.0
1	Jacques Cloutier	36	0	2	2	–	6	0	0	0	0	0	0.0
26	Richie Dunn	4	0	1	1	-1	2	0	0	0	0	2	0.0
14	Mikael Andersson	14	0	1	1	-1	4	0	0	0	0	12	0.0
18	Bob Halkidis	16	0	1	1	-1	66	0	0	0	0	9	0.0
39	Trent Kaese	1	0	0	0	0	0	0	0	0	0	5	0.0
28	Mark Ferner	2	0	0	0	-2	2	0	0	0	0	0	0.0
34	Darren Eliot	2	0	0	0	–	0	0	0	0	0	0	0.0
26	Darrin Shannon	3	0	0	0	-2	0	0	0	0	0	0	0.0
24	Steve Smith	3	0	0	0	0	0	0	0	0	0	2	0.0
35	Darcy Wakaluk	6	0	0	0	–	0	0	0	0	0	0	0.0
30	Clint Malarchuk	7	0	0	0	–	2	0	0	0	0	0	0.0
44	Brad Miller	7	0	0	0	-1	6	0	0	0	0	0	0.0

NO.	GOALTENDER	GP	MIN	AVG.	W	L	T	EN	SO	GA	SA	PCT.
31	Daren Puppa	37	1908	3.36	17	10	6	1	1	107	961	.889
1	Jacques Cloutier	36	1786	3.63	15	14	0	1	0	108	857	.874
30	Clint Malarchuk	7	326	2.39	3	1	1	0	1	13	142	.908
30	Tom Barrasso	10	545	4.95	2	7	0	1	0	45	285	.842
35	Darcy Wakaluk	6	214	4.21	1	3	0	1	0	15	90	.831
34	Darren Eliot	2	67	6.27	0	0	0	0	0	7	43	.837
	TEAM TOTALS	**80**	**4855**	**3.70**	**38**	**35**	**7**	**4**	**2**	**299**	**2378**	**.874**

1989-90 REGULAR SEASON SCORING

NO.	PLAYER	GP	G	A	PTS	+/-	PIM	PP	SH	GW	GT	SHOTS	PCT.
77	Pierre Turgeon	80	40	66	106	10	29	17	1	10	1	193	20.7
25	Dave Andreychuk	73	40	42	82	6	42	18	0	3	0	206	19.4
6	Phil Housley	80	21	60	81	11	32	8	1	4	0	201	10.4
21	Christian Ruuttu	75	19	41	60	9	66	4	1	2	1	160	11.9
22	Rick Vaive	70	29	19	48	9	74	8	0	4	0	195	14.9
8	Doug Bodger	71	12	36	48	0	64	8	0	1	0	167	7.2
89	Alexander Mogilny	65	15	28	43	8	16	4	0	2	1	130	11.5
17	Mike Foligno	61	15	25	40	13	99	3	0	1	1	107	14.0
9	Scott Arniel	79	18	14	32	4	77	1	1	4	0	123	14.6
18	Dave Snuggerud	80	14	16	30	8	41	1	2	2	0	120	11.7
5	Mike Ramsey	73	4	21	25	21	47	1	0	2	0	91	4.4
4	Uwe Krupp	74	3	20	23	15	85	0	1	1	0	69	4.3
20	Mike Hartman	60	11	10	21	-10	211	2	0	3	0	97	11.3
33	Benoit Hogue	45	11	7	18	0	79	1	0	1	0	73	15.1
19	Kevin Maguire	61	6	9	15	-3	115	0	0	1	0	62	9.7
3	Grant Ledyard	67	2	13	15	2	37	0	0	1	0	91	2.2
56	Ken Priestlay	35	7	7	14	-1	14	1	0	1	0	66	10.6
26	Dean Kennedy	80	2	12	14	-12	53	0	0	0	0	51	3.9
29	Jeff Parker	61	4	5	9	-9	70	0	0	0	0	61	6.6
16	Darrin Shannon	17	2	7	9	6	4	0	0	0	0	20	10.0
23	Ray Sheppard	18	4	2	6	3	0	1	0	1	0	31	12.9
37	Shawn Anderson	16	1	3	4	2	8	0	0	0	0	16	6.3
31	Daren Puppa	56	0	4	4	0	4	0	0	0	0	0	0.0
32	Rob Ray	27	2	1	3	-2	99	0	0	0	0	20	10.0
7	John Tucker	8	1	2	3	-3	2	1	0	0	0	8	12.5
7	Mike Donnelly	12	1	2	3	-4	8	0	0	0	0	20	5.0
42	Bob Corkum	8	2	0	2	2	4	0	0	1	0	6	33.3
30	Clint Malarchuk	29	0	2	2	0	14	0	0	0	0	0	0.0
24	Jay Wells	1	0	1	1	1	0	0	0	0	0	0	0.0
27	Larry Playfair	4	0	1	1	-2	2	0	0	0	0	0	0.0
14	Steve Ludzik	11	0	1	1	-2	6	0	0	0	0	15	0.0
43	Francois Guay	1	0	0	0	0	0	0	0	0	0	0	0.0
55	Reed Larson	1	0	0	0	1	0	0	0	0	0	1	0.0
44	Brad Miller	1	0	0	0	1	0	0	0	0	0	0	0.0
15	Kevin Haller	2	0	0	0	0	0	0	0	0	0	1	0.0
40	Mitch Molloy	2	0	0	0	0	10	0	0	0	0	0	0.0
36	Darcy Loewen	4	0	0	0	-3	4	0	0	0	0	1	0.0
39	Don McSween	4	0	0	0	-3	6	0	0	0	0	4	0.0
28	Dale DeGray	6	0	0	0	-4	6	0	0	0	0	5	0.0
12	Scott Metcalfe	7	0	0	0	0	5	0	0	0	0	5	0.0

NO.	GOALTENDER	GP	MIN	AVG.	W	L	T	EN	SO	GA	SA	PCT.
31	Daren Puppa	56	3241	2.89	31	16	6	2	1	156	1610	.903
30	Clint Malarchuk	29	1596	3.35	14	11	2	1	0	89	914	.903
	TEAM TOTALS	**80**	**4850**	**3.07**	**45**	**27**	**8**	**3**	**1**	**248**	**2524**	**.902**

1990-91 31-30-19, 3RD PLACE — ADAMS DIVISION

Oct. 4		Montreal	3-3	T	Jan. 4		Winnipeg	4-1	W
Oct. 6	@	Montreal	5-6	L	Jan. 8	@	Vancouver	3-3	T
Oct. 10	@	Hartford	3-4	L	Jan. 10	@	Los Angeles	2-5	L
Oct. 12		Quebec	2-4	L	Jan. 12	@	Minnesota	5-3	W
Oct. 13	@	Quebec	4-4	T	Jan. 14	@	Toronto	9-3	W
Oct. 17		Montreal	3-4	L	Jan. 16		Detroit	5-3	W
Oct. 19		Pittsburgh	4-4	T	Jan. 22		Boston	6-4	W
Oct. 20	@	NY Islanders	3-1	W	Jan. 24	@	Chicago	5-4	W
Oct. 25	@	New Jersey	1-5	L	Jan. 26	@	Montreal	1-4	L
Oct. 27	@	Toronto	3-1	W	Jan. 27		Calgary	4-5	L
Oct. 28		Hartford	5-0	W	Jan. 29	@	St. Louis	3-8	L
Oct. 31		Boston	3-3	T	Jan. 31		Quebec	1-4	L
Nov. 3	@	Boston	4-1	W	Feb. 3		Edmonton	2-3	L
Nov. 4		Calgary	2-1	W	Feb. 6		St. Louis	4-5	L*
Nov. 7	@	NY Rangers	2-6	L	Feb. 8		Los Angeles	4-4	T
Nov. 9		Vancouver	7-1	W	Feb. 10	@	Winnipeg	2-0	W
Nov. 10	@	Washington	4-2	W	Feb. 12	@	Quebec	4-4	T
Nov. 14	@	Los Angeles	2-4	L	Feb. 13		Minnesota	6-6	T
Nov. 16	@	Edmonton	2-4	L	Feb. 15		Montreal	2-2	T
Nov. 17	@	Calgary	3-3	T	Feb. 17		Toronto	0-3	L
Nov. 21		NY Rangers	5-5	T	Feb. 19	@	Pittsburgh	3-6	L
Nov. 23		Edmonton	3-2	W*	Feb. 23	@	Hartford	5-4	W
Nov. 26	@	NY Rangers	0-5	L	Feb. 24		Hartford	5-5	T
Nov. 28	@	Montreal	2-1	W	Feb. 26	@	NY Islanders	1-1	T
Dec. 1	@	Quebec	2-4	L	Feb. 28	@	Quebec	5-1	W
Dec. 2		Detroit	3-3	T	Mar. 2	@	Boston	7-4	W
Dec. 6	@	Philadelphia	4-3	W	Mar. 6		New Jersey	3-3	T
Dec. 7		Hartford	3-4	L*	Mar. 8		Chicago	3-5	L
Dec. 9		Boston	2-3	L	Mar. 10		Vancouver	5-7	L
Dec. 11	@	Detroit	3-8	L	Mar. 12	@	Minnesota	2-5	L
Dec. 14		Pittsburgh	3-4	L	Mar. 13	@	Winnipeg	6-2	W
Dec. 16		St. Louis	3-5	L	Mar. 16	@	Montreal	4-6	L
Dec. 18	@	Hartford	4-3	W*	Mar. 17		Hartford	6-1	W
Dec. 20	@	Boston	1-4	L	Mar. 20		Montreal	3-2	W*
Dec. 23		Quebec	10-3	W	Mar. 23	@	Boston	3-6	L
Dec. 26		Boston	3-3	T	Mar. 24		Philadelphia	6-2	W
Dec. 28		Chicago	5-0	W	Mar. 26	@	Washington	4-2	W
Dec. 29	@	New Jersey	4-4	T	Mar. 28		Quebec	4-4	T
Dec. 31		Philadelphia	5-2	W	Mar. 30	@	Hartford	5-5	T
Jan. 2		NY Islanders	5-4	W	Mar. 31		Washington	5-2	W

1991-92 31-37-12, 3RD PLACE — ADAMS DIVISION

Oct. 4		Pittsburgh	4-5	L	Jan. 8		Quebec	4-2	W
Oct. 5	@	Washington	1-3	L	Jan. 10		Edmonton	8-2	W
Oct. 9		Boston	4-4	T	Jan. 12		NY Rangers	6-3	W
Oct. 12	@	Quebec	5-4	W	Jan. 14	@	NY Rangers	2-6	L
Oct. 13		Vancouver	1-3	L	Jan. 15	@	New Jersey	8-8	T
Oct. 16	@	Montreal	1-5	L	Jan. 21	@	St. Louis	4-5	L
Oct. 18		Montreal	3-1	W	Jan. 23	@	Pittsburgh	5-4	W*
Oct. 19	@	Hartford	1-4	L	Jan. 25	@	Montreal	4-3	W
Oct. 25		San Jose	3-1	W	Jan. 26		Winnipeg	5-2	W
Oct. 27		Hartford	5-1	W	Jan. 29	@	Detroit	4-4	T
Oct. 30	@	Detroit	1-3	L	Jan. 31		Montreal	5-3	W
Nov. 1		Montreal	1-5	L	Feb. 1	@	Boston	2-2	T
Nov. 2	@	Montreal	0-5	L	Feb. 4		Washington	7-3	W
Nov. 7	@	Philadelphia	2-5	L	Feb. 7		Minnesota	0-2	L
Nov. 8		Philadelphia	4-3	W*	Feb. 9		Los Angeles	4-5	L
Nov. 12	@	San Jose	7-1	W	Feb. 11	@	Hartford	1-5	L
Nov. 14	@	Los Angeles	2-2	T	Feb. 12		Detroit	4-9	L
Nov. 16	@	Calgary	5-4	W	Feb. 14		San Jose	7-6	W
Nov. 20		Boston	3-1	W	Feb. 16		Hartford	5-4	W
Nov. 22		Chicago	2-0	W	Feb. 19	@	Vancouver	5-6	L
Nov. 23	@	Boston	4-7	L	Feb. 23	@	Edmonton	2-5	L
Nov. 27		Quebec	4-4	T	Feb. 25	@	Calgary	5-3	W
Nov. 29		NY Rangers	4-5	L*	Feb. 29	@	Pittsburgh	2-5	L
Nov. 30	@	Quebec	3-4	L	Mar. 1		Chicago	1-3	L
Dec. 4	@	Winnipeg	4-5	L	Mar. 3	@	Quebec	4-4	T
Dec. 7	@	Hartford	6-6	T	Mar. 6		New Jersey	5-4	W
Dec. 8		Calgary	2-4	L	Mar. 8		NY Islanders	2-6	L
Dec. 11		St. Louis	3-6	L	Mar. 11		Boston	6-3	W
Dec. 13		Hartford	4-8	L	Mar. 14	@	NY Islanders	1-4	L
Dec. 14	@	Montreal	2-4	L	Mar. 15		Quebec	6-4	W
Dec. 18		Washington	2-2	T	Mar. 17	@	Minnesota	1-3	L
Dec. 20		Edmonton	4-4	T	Mar. 19	@	Los Angeles	8-2	W
Dec. 21	@	Toronto	4-1	W	Mar. 22	@	Chicago	6-2	W
Dec. 23	@	Hartford	3-4	L	Mar. 25		Toronto	5-2	W
Dec. 27		Boston	8-1	W	Mar. 28	@	Boston	3-4	L*
Dec. 28	@	New Jersey	0-3	L	Mar. 29		Hartford	2-2	T
Dec. 31		St. Louis	4-3	W	Mar. 31	@	Minnesota	3-5	L
Jan. 3		NY Islanders	5-2	W	Apr. 12		Montreal	3-1	W
Jan. 4	@	Boston	2-4	L	Apr. 14	@	Quebec	3-7	L
Jan. 7	@	Philadelphia	5-5	T	Apr. 15		Quebec	3-4	L

** - overtime decision*

1990-91 REGULAR SEASON SCORING

NO.	PLAYER	GP	G	A	PTS	+/-	PIM	PP	SH	GW	GT	SHOTS	PCT.
10	Dale Hawerchuk	80	31	58	89	2	32	12	0	1	1	194	16.0
77	Pierre Turgeon	78	32	47	79	14	26	13	2	3	0	174	18.4
25	Dave Andreychuk	80	36	33	69	11	32	13	0	4	3	234	15.4
89	Alexander Mogilny	62	30	34	64	14	16	3	3	5	0	201	14.9
22	Rick Vaive	71	25	27	52	11	74	9	0	3	1	155	16.1
21	Christian Ruuttu	77	16	34	50	-6	96	2	3	1	1	155	10.3
33	Benoit Hogue	76	19	28	47	-8	74	1	0	2	2	134	14.2
4	Uwe Krupp	74	12	32	44	14	66	6	0	0	2	138	8.7
3	Grant Ledyard	60	8	23	31	13	46	2	1	1	1	118	6.8
8	Doug Bodger	58	5	23	28	-8	54	2	0	0	0	139	3.6
18	Dave Snuggerud	80	9	15	24	-13	32	0	4	2	0	128	7.0
42	Mikko Makela	60	15	7	22	-2	25	2	2	1	1	62	24.2
5	Mike Ramsey	71	6	14	20	14	46	0	0	1	0	87	6.9
32	Rob Ray	66	8	8	16	-11	350	0	0	1	0	54	14.8
16	Darrin Shannon*	34	8	6	14	-11	12	1	0	0	1	56	14.3
26	Dean Kennedy	64	4	8	12	5	119	0	0	2	0	46	8.7
20	Mike Hartman	60	9	2	11	-10	204	2	0	1	0	65	13.8
17	Mike Foligno	31	4	5	9	4	42	0	0	0	1	27	14.8
41	Ken Sutton*	15	3	6	9	2	13	2	0	0	0	26	11.5
7	Kevin Haller*	21	1	8	9	9	20	1	0	0	0	42	2.4
15	Lou Franceschetti	35	1	8	9	2	26	0	0	1	0	20	5.0
19	Tony Tanti	10	1	7	8	2	6	0	0	0	0	19	5.3
28	Donald Audette*	8	4	3	7	-1	4	2	0	1	0	17	23.5
7	John Tucker	18	1	3	4	0	4	0	0	0	0	16	6.3
30	Clint Malarchuk	37	0	4	4	0	19	0	0	0	0	0	0.0
31	Daren Puppa	38	0	4	4	0	6	0	0	0	0	0	0.0
12	Greg Paslawski	12	2	1	3	0	4	0	0	1	0	9	22.2
9	Greg Brown*	39	1	2	3	-	35	0	0	0	0	26	3.8
24	Jay Wells	43	1	2	3	-18	86	0	0	0	0	36	2.8
37	Bill Houlder	7	0	2	2	-2	4	0	0	0	0	7	0.0
23	Jiri Sejba	11	0	2	2	-5	8	0	0	0	0	10	0.0
38	Joel Savage*	3	0	1	1	-2	0	0	0	0	0	2	0.0
39	Brian Curran	17	0	1	1	-3	43	0	0	0	0	7	0.0
34	Dave Littman*	1	0	0	0	0	0	0	0	0	0	0	0.0
36	Darcy Loewen*	6	0	0	0	-4	8	0	0	0	0	2	0.0
44	Brad Miller*	13	0	0	0	-1	67	0	0	0	0	4	0.0
35	Darcy Wakaluk*	16	0	0	0	0	2	0	0	0	0	0	0.0

NO.	GOALTENDER	GP	MIN	AVG.	W	L	T	EN	SO	GA	SA	PCT.
31	Daren Puppa	38	2092	3.38	15	11	6	0	2	118	1029	.885
30	Clint Malarchuk	37	2131	3.35	12	14	10	1	1	119	1090	.891
35	Darcy Wakaluk*	16	630	3.33	4	5	3	2	0	35	292	.880
34	Dave Littman*	1	36	5.00	0	0	0	0	0	3	18	.833
	TEAM TOTALS	**80**	**4902**	**3.40**	**31**	**30**	**19**	**3**	**3**	**278**	**2432**	**.886**

** - rookie*

1991-92 REGULAR SEASON SCORING

NO.	PLAYER	GP	G	A	PTS	+/-	PIM	PP	SH	GW	GT	SHOTS	PCT.
10	Dale Hawerchuk	77	23	75	98	-22	27	13	0	4	0	242	9.5
16	Pat LaFontaine	57	46	47	93	10	98	23	0	5	1	203	22.7
25	Dave Andreychuk	80	41	50	91	-9	71	28	0	2	2	337	12.2
89	Alexander Mogilny	67	39	45	84	7	73	15	0	2	0	236	16.5
28	Donald Audette	63	3	17	48	-1	75	5	0	6	1	153	20.3
8	Doug Bodger	73	11	35	46	1	108	4	0	1	0	180	6.1
15	Randy Wood	70	20	16	36	-9	65	7	1	3	0	185	10.8
19	Tony Tanti	70	15	16	31	-4	100	6	1	0	1	133	11.3
21	Christian Ruuttu	70	4	21	25	-7	76	0	2	1	0	108	3.7
7	Kevin Haller	58	6	15	21	-13	75	2	0	1	0	76	7.9
3	Grant Ledyard	50	5	16	21	-4	45	0	0	0	0	87	5.7
41	Ken Sutton	64	2	18	20	5	71	0	0	0	0	81	2.5
18	Dave Snuggerud	55	3	15	18	-3	36	0	0	0	0	75	4.0
27	Brad May	69	11	6	17	-12	309	1	0	3	0	82	13.4
5	Mike Ramsey	66	3	14	17	8	67	0	0	1	0	55	5.5
17	Colin Patterson	52	4	8	12	-4	30	0	2	0	0	33	12.1
24	Jay Wells	41	2	9	11	-3	157	0	0	0	0	26	7.7
32	Rob Ray	63	5	3	8	-9	354	0	0	0	0	29	17.2
77	Pierre Turgeon	8	2	6	8	-1	4	0	0	0	0	14	14.3
7	Petr Svoboda	13	1	6	7	-8	52	0	0	0	0	23	4.3
14	Dave Hannan	12	2	4	6	1	48	0	2	0	1	8	25.0
29	Bob Corkum	20	2	4	6	-9	21	0	0	0	0	23	8.7
34	Gord Donnelly	67	2	3	5	-7	305	0	0	1	0	25	8.0
44	Brad Miller	42	1	4	5	-5	192	0	0	0	0	30	3.3
18	Wayne Presley	12	2	2	4	2	57	0	0	1	0	21	9.5
22	Rick Vaive	21	1	3	4	-2	14	0	0	0	0	25	4.0
24	Randy Moller	13	1	2	3	1	59	0	0	0	0	19	5.3
26	Keith Carney	14	1	2	3	-3	18	1	0	0	0	17	5.9
4	Uwe Krupp	8	2	0	2	0	6	0	0	0	0	13	15.4
35	Tom Draper*	26	0	2	2	0	2	0	0	0	0	0	0.0
47	Bill Houlder	10	1	0	1	-2	8	0	0	0	0	18	5.6
16	Darrin Shannon	1	0	1	1	1	0	0	0	0	0	2	0.0
33	Benoit Hogue	3	0	1	1	0	0	0	0	0	0	6	0.0
14	Jody Gage	9	0	1	1	-1	2	0	0	0	0	9	0.0
23	Randy Hillier	28	0	1	1	-14	48	0	0	0	0	18	0.0
37	Lou Franceschetti	1	0	0	0	0	0	0	0	0	0	0	0.0
1	David Littman*	1	0	0	0	–	0	0	0	0	0	0	0.0
12	Peter Ciavaglia*	2	0	0	0	1	0	0	0	0	0	1	0.0
36	Darcy Loewen	2	0	0	0	0	2	0	0	0	0	1	0.0
39	Brian Curran	3	0	0	0	0	14	0	0	0	0	1	0.0
20	Dave McLlwain	5	0	0	0	-3	2	0	0	0	0	5	0.0
30	Clint Malarchuk	29	0	0	0	–	6	0	0	0	0	0	0.0
31	Daren Puppa	33	0	0	0	–	2	0	0	0	0	0	0.0

NO.	GOALTENDER	GP	MIN	AVG.	W	L	T	EN	SO	GA	SA	PCT.
31	Daren Puppa	33	1757	3.89	11	14	4	1	0	114	932	.878
35	Tom Draper	26	1403	3.21	10	9	5	2	1	75	712	.895
30	Clint Malarchuk	29	1639	3.73	10	13	3	1	0	102	903	.887
1	David Littman*	1	60	4.00	0	1	0	0	0	4	29	.862
	TEAM TOTALS	**80**	**4869**	**3.68**	**31**	**37**	**12**	**4**	**1**	**299**	**2580**	**.884**

** - rookie*

RECORD BOOK
YEAR-BY-YEAR RESULTS

1992-93 38-36-10, 4TH PLACE — ADAMS DIVISION

Oct. 8	Quebec	4-5	L	Jan. 12	@ Boston	2-5	L
Oct. 10	@ Hartford	5-2	W	Jan. 15	@ Vancouver	1-4	L
Oct. 11	Montreal	8-2	W	Jan. 17	@ Edmonton	2-3	L*
Oct. 13	@ Pittsburgh	5-6	L	Jan. 19	@ Calgary	3-2	W*
Oct. 16	Tampa Bay	5-4	W*	Jan. 22	Quebec	6-2	W
Oct. 17	@ Washington	4-6	L	Jan. 23	@ Quebec	3-4	L
Oct. 21	Chicago	4-1	W	Jan. 26	@ Philadelphia	4-3	W*
Oct. 23	San Jose	5-4	W	Jan. 27	Washington	4-3	W
Oct. 28	@ Toronto	4-4	T	Jan. 29	NY Rangers	6-4	W
Oct. 30	Ottawa	12-3	W	Jan. 31	Edmonton	4-5	L*
Oct. 31	@ Ottawa	2-2	T	Feb. 3	Hartford	3-2	W
Nov. 2	@ NY Rangers	6-7	L*	Feb. 8	@ Ottawa	2-4	L
Nov. 5	@ San Jose	5-7	L	Feb. 10	@ Winnipeg	6-2	W
Nov. 7	@ Los Angeles	2-5	L	Feb. 12	Vancouver	1-3	L
Nov. 11	Boston	7-2	W	Feb. 14	Pittsburgh	7-4	W
Nov. 13	Hartford	8-2	W	Feb. 17	@ Hartford	5-3	W
Nov. 14	@ NY Islanders	5-7	L	Feb. 19	@ New Jersey	3-3	T
Nov. 17	@ Pittsburgh	2-4	L	Feb. 24	Detroit	10-7	W
Nov.18	@ New Jersey#	2-3	L	Feb. 26	Montreal	4-6	L
Nov. 21	Minnesota	3-4	L	Feb. 27	@ Montreal	4-8	L
Nov. 22	@ Philadelphia	4-4	T	Mar. 1	Vancouver#	2-5	L
Nov. 25	Quebec	1-1	T	Mar. 3	@ NY Rangers	2-2	T
Nov. 27	Ottawa	4-1	W	Mar. 5	Hartford	2-4	L
Nov. 29	@ Ottawa	5-2	W	Mar. 7	Winnipeg	2-1	W
Nov. 30	@ Montreal	0-3	L	Mar. 10	@ Quebec	7-4	W
Dec. 4	NY Islanders	5-5	T	Mar. 13	@ Hartford	3-3	T
Dec. 6	New Jersey	3-7	L	Mar. 15	Los Angeles**	2-4	L
Dec. 7	@ Quebec	3-4	L	Mar. 16	@ St. Louis	2-2	T
Dec. 9	Boston	5-2	W	Mar. 20	@ Tampa Bay	3-1	W
Dec. 11	Hartford	9-3	W	Mar. 22	@ Montreal	8-3	W
Dec. 12	@ Hartford	1-1	T	Mar. 24	Boston	0-2	L
Dec. 15	@ Boston	3-2	W	Mar. 25	@ Chicago	6-4	W
Dec. 19	@ Montreal	2-4	L	Mar. 28	Ottawa	3-1	W
Dec. 20	Toronto	5-4	W	Mar. 30	@ Washington	1-4	L
Dec. 23	Washington	4-1	W	Mar. 31	New Jersey	5-2	W
Dec. 27	Pittsburgh	2-4	L	Apr. 3	@ Boston	2-3	L
Dec. 31	NY Rangers	11-6	W	Apr. 4	Boston	0-3	L
Jan. 2	@ Ottawa	7-2	W	Apr. 6	@ Minnesota	1-3	L
Jan. 3	St. Louis	6-5	W*	Apr. 10	@ Detroit	5-6	L
Jan. 6	@ Hartford	3-1	W	Apr. 11	Quebec	1-3	L
Jan. 8	NY Islanders	6-5	W	Apr. 13	Montreal	2-3	L*
Jan. 10	Calgary	5-3	W	Apr. 15	Philadelphia	4-7	L

** - overtime decision ** - rescheduled from March 14 # - played at Hamilton, Ont.*

1993-94 43-32-9, 4TH PLACE — NORTHEAST DIVISION

Oct. 7	@ Boston	5-3	W	Jan. 12	@ Winnipeg	2-3	L
Oct. 9	@ Montreal	4-7	L	Jan. 15	@ St. Louis	1-2	L
Oct. 10	Hartford	2-3	L	Jan. 16	@ Dallas	4-2	W
Oct. 12	@ Philadelphia	3-5	L	Jan. 19	Edmonton	1-1	T
Oct. 15	NY Rangers	2-5	L	Jan. 24	@ Tampa Bay	0-4	L
Oct. 16	@ Washington	3-4	L	Jan. 27	Washington	7-2	W
Oct. 18	Detroit	4-6	L	Jan. 29	@ Montreal	3-2	W
Oct. 22	Pittsburgh	2-4	L	Jan. 30	Florida	2-3	L
Oct. 23	@ Hartford	3-3	T	Feb. 2	@ New Jersey	3-2	W
Oct. 27	@ Calgary	5-3	W	Feb. 4	@ Florida	7-2	W
Oct. 29	@ Edmonton	6-3	W	Feb. 6	NY Islanders	4-1	W
Oct. 30	@ Vancouver	6-3	W	Feb. 8	@ NY Islanders	1-3	L
Nov. 3	Pittsburgh#	2-6	L	Feb. 10	@ Boston	3-3	T
Nov. 7	Boston	3-4	L	Feb. 11	Montreal	5-1	W
Nov. 10	Philadelphia	3-5	L	Feb. 13	Dallas	3-5	L
Nov. 13	@ Philadelphia	7-2	W	Feb. 16	@ Hartford	5-3	W
Nov. 17	@ New Jersey	0-4	L	Feb. 18	Florida	4-1	W
Nov. 19	Winnipeg	6-0	W	Feb. 20	@ Washington	3-3	T
Nov. 21	San Jose	6-5	W	Feb. 21	Quebec	2-1	W
Nov. 22	@ Ottawa	5-2	W	Feb. 23	Anaheim	4-2	W
Nov. 24	New Jersey	3-5	L	Feb. 25	Chicago	1-3	L
Nov. 26	Ottawa	5-2	W	Feb. 26	@ Pittsburgh	3-4	L
Nov. 27	@ Quebec	2-2	T	Mar. 2	@ Ottawa	7-2	W
Nov. 29	@ Toronto	3-0	W	Mar. 4	Pittsburgh	2-1	W
Dec. 1	@ Tampa Bay	3-0	W	Mar. 6	@ Detroit	3-2	W
Dec. 2	@ Florida	1-2	L*	Mar. 8	@ San Jose	4-4	T
Dec. 5	Boston	3-1	W	Mar. 9	@ Anaheim	3-0	W
Dec. 8	@ Ottawa	3-1	W	Mar. 12	@ Los Angeles	5-3	W
Dec. 10	Calgary	6-2	W	Mar. 17	New Jersey	1-6	L
Dec. 11	@ Hartford	3-0	W	Mar. 18	@ NY Islanders##	2-2	T
Dec. 13	@ NY Rangers	0-2	L	Mar. 20	Ottawa	6-2	W
Dec. 16	@ Pittsburgh	1-2	L	Mar. 23	St. Louis	2-3	L
Dec. 17	Los Angeles	2-0	W	Mar. 25	Hartford	6-3	W
Dec. 19	Tampa Bay	3-3	T	Mar. 27	NY Islanders	4-1	W
Dec. 23	Montreal	5-0	W	Mar. 30	Tampa Bay	2-3	L*
Dec. 26	@ NY Islanders	3-4	L*	Apr. 1	Boston	5-0	W
Dec. 27	Philadelphia	0-2	L	Apr. 2	@ Quebec	6-2	W
Dec. 31	NY Rangers	4-1	W	Apr. 4	@ Quebec**	4-6	L
Jan. 2	Toronto	3-3	T	Apr. 8	Montreal	1-0	W
Jan. 7	Pittsburgh	3-4	L*	Apr. 10	Quebec	4-1	W
Jan. 9	Vancouver	5-3	W	Apr. 12	@ NY Rangers	2-3	L
Jan. 11	@ Chicago	5-2	W	Apr. 14	Washington	2-3	L

** - overtime decision ** - rescheduled from March 1 # - played at Sacramento, Calif. ## - played at Minneapolis, Minn.*

1992-93 REGULAR SEASON SCORING

NO.	PLAYER	GP	G	A	PTS	+/-	PIM	PP	SH	GW	GT	SHOTS	PCT.
16	Pat LaFontaine	84	53	95	148	11	63	20	2	7	1	306	17.3
89	Alexander Mogilny	77	76	51	127	7	40	27	0	11	0	360	21.1
10	Dale Hawerchuk	81	16	80	96	-17	52	8	0	2	0	259	6.2
25	Dave Andreychuk	52	29	32	61	-8	48	20	0	2	0	171	17.0
8	Doug Bodger	81	9	45	54	14	87	6	0	0	1	154	5.8
20	Bob Sweeney	80	21	26	47	2	118	4	3	3	0	120	17.5
19	Randy Wood	82	18	25	43	6	77	3	2	2	0	176	10.2
13	Yuri Khmylev	68	20	19	39	6	28	0	3	3	0	122	16.4
18	Wayne Presley	79	15	17	32	5	96	0	1	2	0	97	15.5
42	Richard Smehlik*	80	4	27	31	9	59	0	0	0	0	82	4.9
27	Brad May	82	13	13	26	3	242	0	0	1	0	114	11.4
7	Petr Svoboda	40	2	24	26	3	59	1	0	1	0	61	3.3
41	Ken Sutton	63	8	14	22	-3	30	1	0	2	1	77	10.4
14	Dave Hannan	55	5	15	20	8	43	0	0	0	0	43	11.6
28	Donald Audette	44	12	7	19	-8	51	2	0	0	0	92	13.0
3	Grant Ledyard	50	2	14	16	-2	45	1	0	0	0	79	2.5
34	Gord Donnelly	60	3	8	11	5	221	0	0	0	0	38	7.9
29	Bob Corkum	68	6	4	10	-3	38	0	1	1	0	69	8.7
5	Mike Ramsey	33	2	8	10	4	20	0	0	0	0	27	7.4
9	Viktor Gordiouk*	16	3	6	9	4	0	0	0	0	0	24	12.5
24	Randy Moller	35	2	7	9	6	83	0	0	0	0	25	8.0
23	Bill Houlder	15	3	5	8	5	6	0	0	0	1	29	10.3
17	Colin Patterson	36	4	2	6	-2	22	0	1	0	0	30	13.3
6	Keith Carney*	30	2	4	6	3	55	0	0	1	0	26	7.7
32	Rob Ray	68	3	2	5	-3	211	1	0	0	0	28	10.7
12	Bob Errey	8	1	3	4	2	4	0	0	0	0	9	11.1
4	Philippe Boucher*	18	0	4	4	1	14	0	0	0	0	28	0.0
21	Scott Thomas*	7	1	1	2	2	15	0	0	0	0	4	25.0
36	Matthew Barnaby*	2	1	0	1	0	10	1	0	0	0	8	12.5
44	Doug Macdonald*	5	1	0	1	0	2	0	0	0	0	1	100
15	Greg Brown	10	0	1	1	-5	6	0	0	0	0	10	0.0
31	Daren Puppa	24	0	1	1	0	0	0	0	0	0	0	0.0
35	Tom Draper	11	0	1	1	0	2	0	0	0	0	0	0.0
12	Peter Ciavaglia*	3	0	0	0	0	0	0	0	0	0	2	0.0
39	Dominik Hasek	28	0	0	0	0	0	0	0	0	0	0	0.0
31	Grant Fuhr	29	0	0	0	0	10	0	0	0	0	0	0.0

NO.	GOALTENDER	GP	MIN	AVG.	W	L	T	EN	SO	GA	SA	PCT.
31	Daren Puppa	24	1305	3.58	11	5	4	0	0	78	706	.890
39	Dominik Hasek	28	1429	3.15	11	10	4	1	0	75	720	.896
31	Grant Fuhr	29	1694	3.47	11	15	2	3	0	98	903	.891
35	Tom Draper	11	664	3.70	5	6	0	1	0	41	344	.881
	TEAM TOTALS	84	5104	3.49	38	36	10	5	0	297	2678	.889

** - rookie*

1993-94 REGULAR SEASON SCORING

NO.	PLAYER	GP	G	A	PTS	+/-	PIM	PP	SH	GW	GT	SHOTS	PCT.
10	Dale Hawerchuk	81	35	51	86	10	91	13	1	7	0	227	15.4
89	Alexander Mogilny	66	32	47	79	8	22	17	0	7	1	258	12.4
28	Donald Audette	77	29	30	59	2	41	16	1	4	0	207	14.0
13	Yuri Khmylev	72	27	31	58	13	49	11	0	4	0	171	15.8
26	Derek Plante*	77	21	35	56	4	24	8	1	2	0	147	14.3
27	Brad May	84	18	27	45	-6	171	3	0	3	0	166	10.8
42	Richard Smehlik	84	14	27	41	22	69	3	3	1	1	106	13.2
8	Doug Bodger	75	7	32	39	8	76	5	1	1	0	144	4.9
19	Randy Wood	84	22	16	38	11	71	2	2	5	0	161	13.7
18	Wayne Presley	65	17	8	25	18	103	1	5	1	0	93	18.3
20	Bob Sweeney	60	11	14	25	3	94	3	3	1	0	76	14.5
41	Ken Sutton	78	4	20	24	-6	71	1	0	0	0	95	4.2
14	Dave Hannan	83	6	15	21	10	53	0	3	1	0	40	15.0
16	Pat LaFontaine	16	5	13	18	-4	2	1	0	0	0	40	12.5
22	Craig Simpson	22	8	8	16	-2	8	2	0	2	0	28	28.6
7	Petr Svoboda	60	2	14	16	11	89	1	0	0	0	80	2.5
4	Philippe Boucher*	38	6	8	14	-1	29	4	0	1	0	67	9.0
43	Jason Dawe*	32	6	7	13	1	12	3	0	1	0	35	17.1
24	Randy Moller	78	2	11	13	-5	154	0	0	0	0	77	2.6
5	Craig Muni	73	2	8	10	28	62	0	1	2	0	39	5.1
32	Rob Ray	82	3	4	7	2	274	0	0	0	0	34	8.8
36	Matthew Barnaby*	35	2	4	6	-7	106	1	0	0	0	13	15.4
21	Scott Thomas*	32	2	2	4	-6	8	1	0	0	0	26	7.7
6	Keith Carney	7	1	3	4	-1	4	0	0	0	0	6	16.7
15	Sergei Petrenko*	15	0	4	4	-3	0	0	0	0	0	7	0.0
31	Grant Fuhr	32	0	4	4	0	16	0	0	0	0	0	0.0
39	Dominik Hasek	58	0	3	3	0	6	0	0	0	0	0	0.0
17	Todd Simon*	15	0	1	1	-3	0	0	0	0	0	14	0.0
33	Mark Astley*	1	0	0	0	-1	0	0	0	0	0	2	0.0
40	James Black	2	0	0	0	0	0	0	0	0	0	2	0.0
44	Doug Macdonald*	4	0	0	0	-2	0	0	0	0	0	3	0.0
29	Denis Tsygurov*	8	0	0	0	-1	8	0	0	0	0	3	0.0
34	Gord Donnelly	7	0	0	0	1	31	0	0	0	0	2	0.0

NO.	GOALTENDER	GP	MIN	AVG.	W	L	T	EN	SO	GA	SA	PCT.
39	Dominik Hasek	58	3358	1.95	30	20	6	3	7	109	1552	.930
31	Grant Fuhr	32	1726	3.68	13	12	3	0	2	106	907	.883
	TEAM TOTALS	84	5097	2.57	43	32	9	3	9	218	2462	.911

** - rookie*

1994-95 22-19-7, 4TH PLACE — NORTHEAST DIVISION

Jan. 20	@ NY Rangers	2-1	W
Jan. 22	@ Tampa Bay	5-2	W
Jan. 25	New Jersey	2-1	W
Jan. 27	Quebec	3-7	L
Jan. 28	@ Ottawa	2-2	T
Jan. 31	@ New Jersey	1-2	L
Feb. 2	@ Washington	1-0	W
Feb. 4	@ Philadelphia	2-4	L
Feb. 5	Tampa Bay	2-1	W
Feb. 7	Washington	2-1	W
Feb. 11	@ NY Islanders	1-2	L
Feb. 12	Boston	1-2	L
Feb. 15	NY Rangers	1-2	L
Feb. 19	@ Pittsburgh	3-3	T
Feb. 22	NY Islanders	3-3	T
Feb. 25	@ Hartford	3-1	W
Feb. 26	NY Rangers	2-4	L
Mar. 2	Pittsburgh	6-3	W
Mar. 4	@ Quebec	1-1	T
Mar. 5	Montreal	4-1	W
Mar. 8	@ Montreal	2-2	T
Mar. 11	@ Pittsburgh	2-6	L
Mar. 14	@ Florida	2-1	W*
Mar. 16	NY Islanders	6-3	W
Mar. 18	@ Ottawa	3-4	L*
Mar. 19	Tampa Bay	1-6	L
Mar. 21	Pittsburgh	2-3	L
Mar. 24	Florida	3-0	W
Mar. 26	@ Philadelphia	1-3	L
Mar. 28	Quebec	5-3	W
Mar. 30	Ottawa	7-0	W
Apr. 1	@ NY Islanders	5-1	W
Apr. 4	Hartford	6-3	W
Apr. 6	@ Boston	1-1	T
Apr. 8	@ Hartford	2-4	L
Apr. 9	Boston	5-6	L
Apr. 12	@ NY Rangers	1-3	L
Apr. 14	@ Quebec	2-5	L
Apr. 16	Ottawa	2-1	W
Apr. 18	Hartford	1-2	L
Apr. 19	@ Boston	1-4	L
Apr. 23	Philadelphia	4-2	W
Apr. 24	@ Tampa Bay	3-1	W
Apr. 26	Florida	5-0	W
Apr. 28	@ Washington	1-5	L
Apr. 29	@ Montreal	3-3	T
May 1	Montreal	2-0	W
May 3	New Jersey	5-4	W

** - overtime decision*

1995-96 33-42-7, 5TH PLACE — NORTHEAST DIVISION

Oct. 7	@ Ottawa	3-1	W
Oct. 9	@ Boston	3-5	L
Oct. 13	Anaheim	1-4	L
Oct. 15	New Jersey	3-4	L
Oct. 18	Edmonton	4-1	W
Oct. 20	NY Rangers	1-3	L
Oct. 22	St. Louis	5-2	W
Oct. 24	@ Dallas	0-3	L
Oct. 27	@ Colorado	4-5	L
Oct. 29	@ Chicago	3-6	L
Nov. 1	Detroit	2-1	W
Nov. 3	Pittsburgh	3-3	T
Nov. 5	Winnipeg	3-4	L
Nov. 8	San Jose	7-2	W
Nov. 11	@ Florida	1-4	L
Nov. 12	@ Tampa Bay	6-4	W
Nov. 15	Dallas	2-1	W
Nov. 18	@ New Jersey	5-4	W
Nov. 19	Ottawa	6-0	W
Nov. 24	NY Islanders	1-1	T
Nov. 25	@ Pittsburgh	3-5	L
Nov. 27	@ St. Louis	2-0	W
Nov. 29	@ NY Rangers	3-5	L
Dec. 1	Hartford	2-1	W
Dec. 2	@ Boston	4-6	L
Dec. 7	@ Philadelphia	3-7	L
Dec. 8	Washington	2-2	T
Dec. 11	Tampa Bay	1-6	L
Dec. 13	Colorado	4-3	W
Dec. 15	NY Rangers	5-4	W
Dec. 16	@ New Jersey	3-2	W
Dec. 20	Montreal	2-1	W
Dec. 22	Boston	2-3	L*
Dec. 23	@ Ottawa	4-2	W
Dec. 26	@ Pittsburgh	3-6	L
Dec. 27	Ottawa	3-4	L
Dec. 29	Chicago	2-5	L
Dec. 31	NY Islanders	2-5	L
Jan. 5	Toronto	3-1	W
Jan. 6	@ Montreal	7-6	W
Jan. 10	@ Winnipeg	1-4	L
Jan. 12	@ Calgary	1-3	L
Jan. 13	@ Edmonton	4-5	L*
Jan. 17	Pittsburgh	0-1	L
Jan. 24	Hartford	4-2	W
Jan. 26	@ Washington	0-1	L
Jan. 27	@ Florida	3-6	L
Jan. 30	@ NY Islanders	4-5	L*
Jan. 31	Florida	6-1	W
Feb. 3	@ Boston	2-4	L
Feb. 4	Tampa Bay	2-5	L
Feb. 7	Boston	2-1	W*
Feb. 8	@ Philadelphia	2-1	W
Feb. 10	@ Toronto	2-2	T
Feb. 14	Los Angeles	2-2	T
Feb. 16	New Jersey	2-2	T
Feb. 17	@ Hartford	1-2	L*
Feb. 21	Pittsburgh	6-3	W
Feb. 23	Philadelphia	7-2	W
Feb. 25	Florida	6-1	W
Feb. 28	@ Ottawa	3-2	W*
Mar. 1	@ NY Rangers	3-3	T
Mar. 3	Vancouver	0-3	L
Mar. 6	@ Vancouver	2-5	L
Mar. 8	@ Anaheim	2-3	L*
Mar. 10	@ San Jose	4-6	L
Mar. 13	@ Los Angeles	6-2	W
Mar. 15	Calgary	1-3	L
Mar. 16	@ Hartford	1-2	L
Mar. 18	@ Montreal	2-3	L
Mar. 22	Montreal	1-4	L
Mar. 23	@ Pittsburgh	7-5	W
Mar. 27	@ Detroit	2-4	L
Mar. 29	Philadelphia	5-6	L*
Mar. 31	Boston	5-6	L
Apr. 1	@ Montreal	6-4	W
Apr. 3	Washington	1-5	L
Apr. 5	@ Tampa Bay	4-3	W
Apr. 6	@ NY Islanders	0-3	L
Apr. 10	Ottawa	5-2	W
Apr. 13	@ Washington	3-2	W
Apr. 14	Hartford	4-1	W

** - overtime decision*

1994-95 REGULAR SEASON SCORING

NO.	PLAYER	GP	G	A	PTS	+/-	PIM	PP	SH	GW	GT	SHOTS	PCT.
89	Alexander Mogilny	44	19	28	47	0	36	12	0	2	1	148	12.8
28	Donald Audette	46	24	13	37	-3	27	13	0	7	0	124	19.4
16	Pat LaFontaine	22	12	15	27	2	4	6	1	3	1	54	22.2
13	Yuri Khmylev	48	8	17	25	8	14	2	1	1	0	71	11.3
26	Derek Plante	47	3	19	22	-4	12	2	0	0	0	94	3.2
8	Doug Bodger	44	3	17	20	-3	47	2	0	0	0	87	3.4
18	Wayne Presley	46	14	5	19	5	41	0	5	2	0	90	15.6
10	Dale Hawerchuk	23	5	11	16	-2	2	2	0	2	0	56	8.9
14	Dave Hannan	42	4	12	16	3	32	0	2	0	0	36	11.1
43	Jason Dawe	42	7	4	11	-6	19	0	1	2	0	51	13.7
17	Craig Simpson	24	4	7	11	-5	26	1	0	0	1	20	20.0
42	Richard Smehlik	39	4	7	11	5	46	0	1	1	0	49	8.2
3	Garry Galley	14	1	9	10	4	10	1	0	0	0	31	3.2
20	Bob Sweeney	45	5	4	9	-6	18	1	2	0	0	47	10.6
44	Alexei Zhitnik	21	2	5	7	-3	34	1	0	0	0	33	6.1
27	Brad May	33	3	3	6	5	87	1	0	0	0	42	7.1
22	Charlie Huddy	32	2	4	6	-1	36	1	0	0	0	40	5.0
5	Craig Muni	40	0	6	6	-4	36	0	0	0	0	32	0.0
24	Philippe Boucher	9	1	4	5	6	0	0	0	0	0	15	6.7
7	Petr Svoboda	26	0	5	5	-5	60	0	0	0	0	22	0.0
33	Mark Astley*	14	2	1	3	-2	12	0	0	0	0	21	9.5
29	Scott Pearson	14	2	1	3	-3	20	0	0	0	0	19	10.5
41	Ken Sutton	12	1	2	3	-2	30	0	0	1	0	12	8.3
6	Doug Houda	28	1	2	3	1	68	0	0	0	0	21	4.8
19	Brian Holzinger*	4	0	3	3	2	0	0	0	0	0	3	0.0
32	Rob Ray	47	0	3	3	-4	173	0	0	0	0	7	0.0
37	Curtis Brown*	1	1	1	2	2	2	0	0	0	0	4	25.0
36	Matthew Barnaby	23	1	1	2	-2	116	0	0	0	0	27	3.7
9	Viktor Gordiouk*	10	0	2	2	-3	0	0	0	0	0	10	0.0
76	Wayne Primeau*	1	1	0	1	-2	0	0	0	1	0	2	50.0
12	Peter Ambroziak*	12	0	1	1	-1	0	0	0	0	0	3	0.0
44	Doug Macdonald*	2	0	0	0	-1	0	0	0	0	0	0	0.0
29	Denis Tsygurov*	4	0	0	0	-1	4	0	0	0	0	4	0.0
31	Grant Fuhr	3	0	0	0	0	0	0	0	0	0	0	0.0
3	Dean Melanson*	5	0	0	0	-1	4	0	0	0	0	1	0.0
35	Robb Stauber	6	0	0	0	0	0	0	0	0	0	0	0.0
39	Dominik Hasek	41	0	0	0	0	2	0	0	0	0	0	0.0

NO.	GOALTENDER	GP	MIN	AVG.	W	L	T	EN	SO	GA	SA	PCT.
39	Dominik Hasek	41	2416	2.11	19	14	7	2	5	85	1221	.930
35	Robb Stauber	6	317	3.79	2	3	0	0	0	20	150	.867
31	Grant Fuhr	3	180	4.00	1	2	0	0	0	12	85	.859
	TEAM TOTALS	**48**	**2920**	**2.45**	**22**	**19**	**7**	**2**	**5**	**119**	**1458**	**.918**

** - rookie*

1995-96 REGULAR SEASON SCORING

NO.	PLAYER	GP	G	A	PTS	+/-	PIM	PP	SH	GW	GT	SHOTS	PCT.
16	Pat LaFontaine	76	40	51	91	-8	36	15	3	7	1	224	17.9
12	Randy Burridge	74	25	33	58	0	30	6	0	3	0	154	16.2
26	Derek Plante	76	23	33	56	-4	28	4	0	5	0	203	11.3
3	Garry Galley	78	10	44	54	-2	81	7	1	2	0	175	5.7
43	Jason Dawe	67	25	25	50	-8	33	8	1	0	2	130	19.2
10	Brad May	79	15	29	44	6	295	3	0	4	0	168	8.9
44	Alexei Zhitnik	80	6	30	36	-25	58	5	0	0	0	193	3.1
36	Matthew Barnaby	73	15	16	31	-2	335	0	0	0	0	131	11.5
27	Michael Peca	68	11	20	31	-1	67	4	3	1	0	109	10.1
13	Yuri Khmylev	66	8	20	28	-12	40	5	1	1	1	123	6.5
28	Donald Audette	23	12	13	25	0	18	8	0	1	0	92	13.0
19	Brian Holzinger*	58	10	10	20	-21	37	5	0	1	0	71	14.1
21	Mark Astley	60	2	18	20	-12	80	0	0	0	0	80	2.5
41	Dave Hannan	57	6	10	16	2	30	1	1	2	0	40	15.0
17	Brent Hughes	76	5	10	15	-9	148	0	0	0	0	56	8.9
34	Mike Wilson*	58	4	8	12	13	41	1	0	1	0	52	7.7
18	Michal Grosek	22	6	4	10	0	31	2	0	1	1	33	18.2
22	Charlie Huddy	52	5	5	10	-5	59	2	0	1	0	57	8.8
24	Dane Jackson*	22	5	4	9	3	41	0	0	1	0	20	25.0
32	Rob Ray	71	3	6	9	-8	287	0	0	0	1	21	14.3
8	Darryl Shannon	26	2	6	8	10	20	0	0	0	0	25	8.0
25	Rob Conn	28	2	5	7	-9	18	0	0	0	0	36	5.6
8	Doug Bodger	16	0	5	5	-6	18	0	0	0	0	27	0.0
33	Scott Pearson	27	4	0	4	-4	67	0	0	1	0	26	15.4
15	Dixon Ward	8	2	2	4	1	6	0	0	1	0	12	16.7
6	Doug Houda	38	1	3	4	3	52	0	0	0	0	21	4.8
5	Craig Muni	47	0	4	4	-12	69	0	0	0	0	25	0.0
38	Jay McKee*	1	0	1	1	1	2	0	0	0	0	2	0.0
4	Bob Boughner*	31	0	1	1	3	104	0	0	0	0	14	0.0
39	Dominik Hasek	59	0	1	1	0	6	0	0	0	0	0	0.0
9	Vaclav Varada*	1	0	0	0	0	0	0	0	0	0	2	0.0
31	Steve Shields*	2	0	0	0	0	2	0	0	0	0	0	0.0
45	Scott Nichol*	2	0	0	0	0	10	0	0	0	0	4	0.0
76	Wayne Primeau*	2	0	0	0	0	0	0	0	0	0	0	0.0
37	Barrie Moore*	3	0	0	0	0	0	0	0	0	0	3	0.0
00	Martin Biron*	3	0	0	0	0	0	0	0	0	0	0	0.0
37	Curtis Brown*	4	0	0	0	0	0	0	0	0	0	1	0.0
1	John Blue	5	0	0	0	0	0	0	0	0	0	0	0.0
4	Grant Jennings	6	0	0	0	1	28	0	0	0	0	3	0.0
30	Andrei Trefilov	22	0	0	0	0	4	0	0	0	0	0	0.0

NO.	GOALTENDER	GP	MIN	AVG.	W	L	T	EN	SO	GA	SA	PCT.
39	Dominik Hasek	59	3417	2.83	22	30	6	5	2	161	2011	.920
30	Andrei Trefilov	22	1094	3.51	8	8	1	2	0	64	660	.903
1	John Blue	5	255	3.53	2	2	0	1	0	15	137	.891
31	Steve Shields*	2	75	3.20	1	0	0	0	0	4	32	.875
00	Martin Biron*	3	119	5.04	0	2	0	0	0	10	64	.844
	TEAM TOTALS	**82**	**4976**	**3.16**	**33**	**42**	**7**	**8**	**2**	**262**	**2912**	**.910**

** - rookie*

RECORD BOOK
YEAR-BY-YEAR RESULTS

1996-97 40-30-12, 1ST PLACE — NORTHEAST DIVISION

Oct. 4	@ Edmonton	3-4	L	Jan. 9	@ Los Angeles	3-6	L
Oct. 6	@ Calgary	0-3	L	Jan. 10	@ Anaheim	2-5	L
Oct. 9	@ Vancouver	2-1	W	Jan. 12	@ Phoenix	3-2	W*
Oct. 12	Detroit	1-6	L	Jan. 15	@ NY Islanders	2-1	W
Oct. 15	Tampa Bay	0-4	L	Jan. 20	Chicago	2-1	W
Oct. 17	Pittsburgh	4-1	W	Jan. 22	Montreal	6-1	W
Oct. 18	@ Washington	4-1	W	Jan. 24	Edmonton	1-3	L
Oct. 24	Montreal	6-3	W	Jan. 25	Hartford	1-5	L
Oct. 26	Hartford	6-3	W	Jan. 29	Pittsburgh	3-1	W
Oct. 27	@ NY Rangers	4-6	L	Jan. 31	Dallas	3-1	W
Oct. 30	@ Dallas	0-2	L	Feb. 2	Washington	2-2	T
Nov. 1	@ St. Louis	4-2	W	Feb. 4	@ Philadelphia	1-1	T
Nov. 2	@ Colorado	0-0	T	Feb. 6	Florida	1-1	T
Nov. 7	Philadelphia	2-5	L	Feb. 8	@ Tampa Bay	3-1	W
Nov. 9	@ Hartford	3-4	L*	Feb. 9	Ottawa	2-1	W
Nov. 11	Florida	3-2	W*	Feb. 12	Montreal	2-2	T
Nov. 12	@ Pittsburgh	0-3	L	Feb. 16	San Jose	6-2	W
Nov. 14	Colorado	5-4	W	Feb. 18	Calgary	5-5	T
Nov. 19	@ Toronto	3-4	L	Feb. 21	NY Islanders	5-2	W
Nov. 21	Toronto	6-3	W	Feb. 23	Boston	5-1	W
Nov. 23	@ Boston	3-2	W*	Feb. 27	@ New Jersey	1-4	L
Nov. 26	@ Florida	3-4	L	Mar. 1	@ Ottawa	3-1	W
Nov. 27	@ Tampa Bay	3-0	W	Mar. 5	Pittsburgh	4-2	W
Nov. 29	Ottawa	3-0	W	Mar. 8	@ Montreal	3-3	T
Nov. 30	@ NY Islanders	3-2	W	Mar. 9	New Jersey	1-4	L
Dec. 4	Vancouver	6-7	L*	Mar. 11	Philadelphia#	3-2	W*
Dec. 6	Anaheim	1-1	T	Mar. 15	@ Philadelphia	7-5	W
Dec. 7	@ Hartford	4-6	L	Mar. 17	Boston##	5-1	W
Dec. 11	@ Montreal	3-2	W*	Mar. 18	@ Pittsburgh	3-5	L
Dec. 13	NY Rangers	0-3	L	Mar. 21	@ Washington	4-1	W
Dec. 14	@ Boston	4-0	W	Mar. 22	@ Florida	2-3	L
Dec. 18	Tampa Bay	5-3	W	Mar. 26	NY Islanders	2-3	L*
Dec. 20	Los Angeles	6-2	W	Mar. 28	@ Detroit	1-2	L*
Dec. 21	@ Ottawa	3-2	W	Mar. 30	@ Chicago	2-3	L
Dec. 23	@ New Jersey	0-0	T	Apr. 1	@ NY Rangers	1-1	T
Dec. 26	Hartford	5-1	W	Apr. 2	Ottawa	0-2	L
Dec. 28	@ Pittsburgh	0-2	L	Apr. 4	NY Rangers	5-1	W
Dec. 31	New Jersey	6-5	W	Apr. 7	@ Hartford	2-4	L
Jan. 3	St. Louis	2-2	T	Apr. 10	@ Boston	5-1	W
Jan. 5	Phoenix	5-1	W	Apr. 12	@ Ottawa	0-1	L
Jan. 7	@ San Jose	1-1	T	Apr. 13	Washington	3-8	L

** - overtime decision # - rescheduled from March 16 ## - rescheduled from Nov. 16*

1997-98 36-29-17, 3RD PLACE — NORTHEAST DIVISION

Oct. 1	@ St. Louis	3-1	W	Jan. 8	@ Los Angeles	2-2	T
Oct. 3	@ Washington	2-6	L	Jan. 10	@ San Jose	2-5	L
Oct. 5	@ Tampa Bay	1-1	T	Jan. 14	@ Toronto	4-1	W
Oct. 7	Dallas	2-4	L	Jan. 15	Vancouver	6-2	W
Oct. 9	Washington	5-2	W	Jan. 20	@ Philadelphia	0-3	L
Oct. 11	@ New Jersey	2-3	L	Jan. 21	Carolina	2-1	W
Oct. 15	@ Carolina	3-3	T	Jan. 23	Tampa Bay	4-1	W
Oct. 17	Montreal	1-5	L	Jan. 27	St. Louis	3-3	T
Oct. 19	@ Chicago	2-5	L	Jan. 30	Phoenix	3-3	T
Oct. 22	Calgary	4-1	W	Feb. 1	@ Florida	5-2	W
Oct. 26	@ Phoenix	1-6	L	Feb. 2	@ Tampa Bay	7-3	W
Oct. 28	@ Colorado	2-3	L	Feb. 4	Boston	2-2	T
Oct. 31	@ Carolina	3-2	W*	Feb. 6	Pittsburgh	2-2	T
Nov. 1	@ Florida	4-3	W*	Feb. 7	@ Montreal	4-1	W
Nov. 6	Florida	2-4	L	Feb. 25	Toronto	2-2	T
Nov. 8	@ Pittsburgh	2-2	T	Feb. 26	@ Boston	1-1	T
Nov. 10	Edmonton	4-4	T	Mar. 1	@ Washington	3-0	W
Nov. 13	Washington	2-3	L	Mar. 2	@ NY Rangers	1-0	W
Nov. 15	New Jersey	2-3	L	Mar. 6	NY Islanders	2-4	L
Nov. 20	@ Boston	5-0	W	Mar. 7	@ Montreal	2-1	W
Nov. 22	NY Islanders	6-1	W	Mar. 10	@ NY Islanders	2-2	T
Nov. 24	@ Pittsburgh	1-5	L	Mar. 12	San Jose	3-1	W
Nov. 26	Philadelphia	1-3	L	Mar. 14	@ Pittsburgh	1-2	L
Nov. 28	NY Rangers	3-3	T	Mar. 15	Pittsburgh	3-0	W
Dec. 1	@ Philadelphia	1-1	T	Mar. 17	Chicago	3-5	L
Dec. 3	Anaheim	4-0	W	Mar. 19	Florida	6-1	W
Dec. 5	Tampa Bay	4-0	W	Mar. 21	Boston	1-2	L
Dec. 6	@ Ottawa	0-3	L	Mar. 24	@ Calgary	2-0	W
Dec. 11	@ Boston	1-2	L	Mar. 26	@ Vancouver	5-2	W
Dec. 12	Carolina	3-2	W*	Mar. 27	@ Edmonton	1-0	W
Dec. 15	@ Dallas	4-8	L	Mar. 29	@ Detroit	2-4	L
Dec. 17	@ NY Islanders	0-4	L	Apr. 1	Los Angeles	4-0	W
Dec. 19	Montreal	1-0	W	Apr. 3	Boston	5-4	W
Dec. 21	@ NY Rangers	2-0	W	Apr. 5	Ottawa	0-1	L
Dec. 23	Detroit	1-3	L	Apr. 8	Carolina	3-1	W
Dec. 26	NY Rangers	3-0	W	Apr. 10	Montreal	2-1	W
Dec. 27	@ Carolina	1-4	L	Apr. 11	@ Ottawa	4-4	T
Dec. 29	New Jersey	1-3	L	Apr. 13	Philadelphia	2-1	W
Dec. 31	Ottawa	3-0	W	Apr. 15	@ New Jersey	4-5	L*
Jan. 2	Colorado	2-2	T	Apr. 18	@ Montreal	3-3	T
Jan. 7	@ Anaheim	3-2	W	Apr. 19	Ottawa	1-2	L

** - overtime decision*

1996-97 REGULAR SEASON SCORING

NO.	PLAYER	GP	G	A	PTS	+/-	PIM	PP	SH	GW	GT	SHOTS	PCT.
26	Derek Plante	82	27	26	53	14	24	5	0	6	1	191	14.1
19	Brian Holzinger	81	22	29	51	9	54	2	2	6	0	142	15.5
28	Donald Audette	73	28	22	50	-6	48	8	0	5	1	182	15.4
27	Michael Peca	79	20	29	49	26	80	5	6	4	0	137	14.6
43	Jason Dawe	81	22	26	48	14	32	4	1	3	0	136	16.2
15	Dixon Ward	79	13	32	45	17	36	1	2	4	0	93	14.0
36	Matthew Barnaby	68	19	24	43	16	249	2	0	1	0	121	15.7
3	Garry Galley	71	4	34	38	10	102	1	1	1	0	84	4.8
18	Michal Grosek	82	15	21	36	25	71	1	0	2	1	117	12.8
44	Alexei Zhitnik	80	7	28	35	10	95	3	1	0	1	170	4.1
12	Randy Burridge	55	10	21	31	17	20	1	3	0	0	85	11.8
8	Darryl Shannon	82	4	19	23	23	112	1	0	1	0	94	4.3
4	Mike Wilson	77	2	9	11	13	51	0	0	1	0	57	3.5
81	Miroslav Satan	12	8	2	10	1	4	2	0	1	0	29	27.6
32	Rob Ray	82	7	3	10	3	286	0	0	1	0	45	15.6
74	Jay McKee*	43	1	9	10	3	35	0	0	0	0	29	3.4
16	Pat LaFontaine	13	2	6	8	-8	4	1	0	0	0	38	5.3
38	Barrie Moore*	31	2	6	8	1	18	1	0	0	0	42	4.8
6	Bob Boughner	77	1	7	8	12	225	0	0	0	0	34	2.9
37	Curtis Brown*	28	4	3	7	4	18	0	0	1	0	31	12.9
10	Brad May	42	3	4	7	-8	106	1	0	1	0	75	4.0
93	Anatoli Semenov	25	2	4	6	-3	2	1	0	1	0	21	9.5
76	Wayne Primeau*	45	2	4	6	-2	64	1	0	0	0	25	8.0
5	Ed Ronan	18	1	4	5	4	11	0	0	0	0	10	10.0
39	Dominik Hasek	67	0	3	3	0	30	0	0	0	0	0	0.0
22	Charlie Huddy	1	0	0	0	-1	0	0	0	0	0	0	0.0
40	Rumun Ndur*	2	0	0	0	1	2	0	0	0	0	0	0.0
30	Andrei Trefilov	3	0	0	0	0	0	0	0	0	0	0	0.0
25	Vaclav Varada*	5	0	0	0	0	2	0	0	0	0	2	0.0
31	Steve Shields*	13	0	0	0	0	4	0	0	0	0	0	0.0

NO.	GOALTENDER	GP	MIN	AVG.	W	L	T	EN	SO	GA	SA	PCT.
39	Dominik Hasek	67	4037	2.27	37	20	10	3	5	153	2177	.930
31	Steve Shields*	13	789	2.97	3	8	2	2	0	39	447	.913
30	Andrei Trefilov	3	159	3.77	0	2	0	1	0	10	98	.898
	TEAM TOTALS	82	5003	2.49	40	30	12	6	5	208	2728	.924

** - rookie*

1997-98 REGULAR SEASON SCORING

NO.	PLAYER	GP	G	A	PTS	+/-	PIM	PP	SH	GW	GT	SHOTS	PCT.
81	Miroslav Satan	79	22	24	46	2	34	9	0	4	0	139	15.8
44	Alexei Zhitnik	78	15	30	45	19	102	2	3	3	2	191	7.9
28	Donald Audette	75	24	20	44	10	59	10	0	5	1	198	12.1
27	Michael Peca	61	18	22	40	12	57	6	5	1	1	132	13.6
17	Jason Dawe	68	19	17	36	10	36	4	1	3	1	115	16.5
19	Brian Holzinger	69	14	21	35	-2	36	4	2	1	1	116	12.1
5	Jason Woolley	71	9	26	35	8	35	3	0	2	1	129	7.0
26	Derek Plante	72	13	21	34	8	26	5	0	1	0	150	8.7
18	Michal Grosek	67	10	20	30	9	60	2	0	1	0	114	8.8
36	Matthew Barnaby	72	5	20	25	8	289	0	0	2	0	96	5.2
37	Curtis Brown	63	12	12	24	11	34	1	1	2	1	91	13.2
15	Dixon Ward	71	10	13	23	9	42	0	2	3	1	99	10.1
8	Darryl Shannon	76	3	19	22	26	56	1	0	1	0	85	3.5
42	Richard Smehlik	72	3	17	20	11	62	0	1	0	0	90	3.3
74	Jay McKee	56	1	13	14	-1	42	0	0	0	0	55	1.8
22	Wayne Primeau	69	6	6	12	9	87	2	0	1	0	51	11.8
10	Brad May	36	4	7	11	2	113	0	0	0	0	41	9.8
25	Vaclav Varada*	27	5	6	11	0	15	0	0	1	1	27	18.5
12	Randy Burridge	30	4	6	10	0	0	1	0	1	0	40	10.0
80	Geoff Sanderson	26	4	5	9	6	20	0	0	2	0	72	5.6
4	Mike Wilson	66	4	4	8	13	48	0	0	1	0	52	7.7
32	Rob Ray	63	2	4	6	2	234	1	0	1	0	19	10.5
9	Erik Rasmussen*	21	2	3	5	2	14	0	0	0	0	28	7.1
6	Bob Boughner	69	1	3	4	5	165	0	0	0	0	26	3.8
24	Paul Kruse	12	1	1	2	1	49	0	0	0	0	8	12.5
39	Dominik Hasek	72	0	2	2	0	12	0	0	0	0	0	0.0
40	Rumun Ndur*	1	0	0	0	-1	2	0	0	0	0	0	0.0
21	Mike Hurlbut	3	0	0	0	-1	2	0	0	0	0	3	0.0
45	Scott Nichol*	3	0	0	0	0	4	0	0	0	0	5	0.0
31	Steve Shields*	16	0	0	0	0	17	0	0	0	0	0	0.0

NO.	GOALTENDER	GP	MIN	AVG.	W	L	T	EN	SO	GA	SA	PCT.
39	Dominik Hasek	72	4220	2.09	33	23	13	3	13	147	2149	.932
31	Steve Shields*	16	785	2.83	3	6	4	0	0	37	408	.909
	TEAM TOTALS	82	5019	2.24	36	29	17	3	13	187	2560	.927

** - rookie*

RECORD BOOK
YEAR-BY-YEAR RESULTS

1998-99 37-28-17, 4TH PLACE — NORTHEAST DIVISION

Oct. 10	@ Dallas	1-4	L
Oct. 12	@ Colorado	3-0	W
Oct. 16	Florida	2-2	T
Oct. 17	@ Montreal	4-3	W
Oct. 23	Washington	0-1	L
Oct. 24	@ NY Islanders	4-5	L
Oct. 27	@ NY Rangers	0-0	T
Oct. 30	Toronto	4-1	W
Oct. 31	@ Toronto	6-3	W
Nov. 3	Boston	4-2	W
Nov. 7	@ Philadelphia	2-2	T
Nov. 10	Ottawa	2-2	T
Nov. 12	@ Washington	2-0	W
Nov. 14	Chicago	6-1	W
Nov. 20	Toronto	4-1	W
Nov. 21	@ Toronto	1-2	L
Nov. 25	NY Rangers	4-2	W
Nov. 28	@ Florida	2-6	L
Nov. 29	@ Tampa Bay	6-3	W
Dec. 2	Florida	2-1	W
Dec. 4	Philadelphia	3-0	W
Dec. 5	@ Nashville	3-1	W
Dec. 8	@ St. Louis	2-2	T
Dec. 11	NY Rangers	2-0	W
Dec. 12	@ Boston	4-1	W
Dec. 18	Montreal	4-2	W
Dec. 19	Carolina	2-3	L
Dec. 21	@ Carolina	4-1	W
Dec. 23	Tampa Bay	2-0	W
Dec. 26	@ New Jersey	2-0	W
Dec. 28	New Jersey	4-7	L
Dec. 30	Ottawa	2-3	L*
Jan. 1	Anaheim	2-7	L
Jan. 2	Calgary	7-1	W
Jan. 6	@ Anaheim	3-2	W*
Jan. 7	@ Los Angeles	2-4	L
Jan. 9	@ San Jose	2-2	T
Jan. 11	@ Phoenix	0-1	L
Jan. 13	St. Louis	2-4	L
Jan. 15	Boston	2-1	W
Jan. 16	@ Ottawa	1-1	T
Jan. 18	@ Florida	4-0	W
Jan. 19	@ Tampa Bay	1-2	L
Jan. 26	Phoenix	1-1	T
Jan. 28	Nashville	2-4	L
Jan. 30	Los Angeles	4-1	W
Feb. 2	@ Pittsburgh	3-5	L
Feb. 3	Colorado	3-5	L
Feb. 6	@ Montreal	2-3	L
Feb. 7	@ Washington	1-3	L
Feb. 9	@ Ottawa	1-1	T
Feb. 11	Montreal	5-2	W
Feb. 13	NY Islanders	2-2	T
Feb. 15	Carolina	3-2	W
Feb. 17	Toronto	2-3	L*
Feb. 19	San Jose	4-2	W
Feb. 21	Detroit	4-4	T
Feb. 24	@ Calgary	2-2	T
Feb. 26	@ Edmonton	3-6	L
Feb. 28	@ Vancouver	2-0	W
Mar. 3	Edmonton	3-5	L
Mar. 5	Dallas	2-1	W
Mar. 7	Philadelphia	1-1	T
Mar. 8	@ Carolina	1-4	L
Mar. 11	Tampa Bay	2-5	L
Mar. 13	Boston	3-1	W
Mar. 15	NY Islanders	2-1	W
Mar. 19	@ NY Rangers	3-2	W*
Mar. 23	@ New Jersey	1-1	T
Mar. 24	@ Detroit	1-2	L
Mar. 27	@ Pittsburgh	1-1	T
Mar. 28	Pittsburgh	4-3	W*
Mar. 31	@ Chicago	1-2	L
Apr. 3	@ Montreal	1-2	L
Apr. 5	Pittsburgh	3-1	W
Apr. 6	@ NY Islanders	4-3	W
Apr. 9	Florida	3-1	W
Apr. 10	@ Ottawa	1-1	T
Apr. 13	@ Philadelphia	2-2	T
Apr. 14	New Jersey	1-2	L
Apr. 17	@ Boston	1-2	L*
Apr. 18	Washington	3-0	W

** - overtime decision*

1999-00 35-32-11-4, 3RD PLACE — NORTHEAST DIVISION

Oct. 2	@ Detroit	0-2	L
Oct. 8	Washington	2-3	L
Oct. 9	@ Atlanta	5-5	T
Oct. 11	Phoenix	2-2	T
Oct. 16	@ Montreal	1-2	L
Oct. 17	@ Philadelphia	2-5	L
Oct. 20	Nashville	3-4	L
Oct. 22	Carolina	7-3	W
Oct. 23	@ Ottawa	0-4	L
Oct. 27	Tampa Bay	4-3	W
Oct. 29	Florida	3-2	W*
Oct. 30	@ Boston	0-3	L
Nov. 3	@ Dallas	3-1	W
Nov. 4	@ Chicago	5-4	W*
Nov. 6	NY Islanders	2-1	W
Nov. 10	Boston	6-2	W
Nov. 12	@ Tampa Bay	2-4	L
Nov. 13	@ Florida	1-3	L
Nov. 16	@ Pittsburgh	2-3	L
Nov. 19	@ Atlanta	4-0	W
Nov. 20	Atlanta	4-3	W
Nov. 24	Washington	5-2	W
Nov. 26	St. Louis	0-2	L
Nov. 28	@ Tampa Bay	3-2	W*
Nov. 30	Pittsburgh	1-4	L
Dec. 2	Philadelphia	2-4	L
Dec. 4	NY Rangers	1-1	T
Dec. 6	@ Toronto	2-3	O*
Dec. 8	Ottawa	0-0	T
Dec. 10	Chicago	2-1	W
Dec. 14	Philadelphia	3-1	W
Dec. 17	Florida	2-4	L
Dec. 18	@ NY Islanders	2-2	T
Dec. 21	@ NY Rangers	3-1	W
Dec. 23	Colorado	2-1	W
Dec. 27	@ New Jersey	1-4	L
Dec. 28	Detroit	2-7	L
Jan. 1	Toronto	8-1	W
Jan. 3	@ Toronto	2-6	L
Jan. 4	Atlanta	4-5	L
Jan. 6	New Jersey	3-6	L
Jan. 8	@ Ottawa	7-4	W
Jan. 13	@ Boston	0-0	T
Jan. 14	Montreal	1-2	L
Jan. 17	@ Anaheim	5-0	W
Jan. 18	@ Los Angeles	3-5	L
Jan. 20	@ Phoenix	1-2	L
Jan. 22	@ Carolina	1-4	L
Jan. 25	Tampa Bay	2-1	W
Jan. 28	Ottawa	1-0	W
Jan. 29	@ Boston	0-1	L
Feb. 1	Anaheim	2-2	T
Feb. 3	Ottawa	4-2	W
Feb. 8	@ Colorado	2-0	W
Feb. 10	@ Nashville	2-1	W*
Feb. 12	@ Philadelphia	2-3	O*
Feb. 13	Edmonton	2-2	T
Feb. 16	@ Pittsburgh	1-1	T
Feb. 17	Vancouver	1-2	L
Feb. 19	Los Angeles	4-1	W
Feb. 21	New Jersey	3-2	W
Feb. 25	NY Rangers	3-6	L
Feb. 26	@ Toronto	2-5	L
Feb. 28	@ Florida	5-2	W
Mar. 1	@ NY Rangers	3-3	T
Mar. 4	@ NY Islanders	2-4	L
Mar. 5	@ Washington	1-2	L
Mar. 8	Boston	2-1	W*
Mar. 10	Montreal	2-3	L
Mar. 12	NY Islanders	4-2	W
Mar. 15	@ San Jose	5-6	O*
Mar. 16	@ Vancouver	3-6	L
Mar. 18	@ Calgary	5-1	W
Mar. 20	Montreal	4-1	W
Mar. 23	Calgary	4-2	W
Mar. 27	@ Carolina	5-1	W
Mar. 31	Carolina	1-3	L
Apr. 1	@ Montreal	2-0	W
Apr. 3	Toronto	3-2	W
Apr. 6	@ New Jersey	5-0	W
Apr. 7	Pittsburgh	1-2	O*
Apr. 9	@ Washington	1-1	T

** - overtime decision O - overtime loss*

1998-99 REGULAR SEASON SCORING

NO.	PLAYER	GP	G	A	PTS	+/-	PIM	PP	SH	GW	GT	SHOTS	PCT.
81	Miroslav Satan	81	40	26	66	24	44	13	3	6	1	208	19.2
27	Michael Peca	82	27	29	56	7	81	10	0	8	1	199	13.6
18	Michal Grosek	76	20	30	50	21	102	4	0	3	1	140	14.3
37	Curtis Brown	78	16	31	47	23	56	5	1	3	3	128	12.5
15	Dixon Ward	78	20	24	44	10	44	2	1	4	1	101	19.8
5	Jason Woolley	80	10	33	43	16	62	4	0	2	1	154	6.5
19	Brian Holzinger	81	17	17	34	2	45	5	0	2	0	143	11.9
44	Alexei Zhitnik	81	7	26	33	-6	96	3	1	2	0	185	3.8
25	Vaclav Varada	72	7	24	31	11	61	1	0	1	0	123	5.7
80	Geoff Sanderson	75	12	18	30	8	22	1	0	1	0	155	7.7
26	Derek Plante	41	4	11	15	3	12	0	0	0	0	66	6.1
8	Darryl Shannon	71	3	12	15	28	52	1	0	0	1	80	3.8
42	Richard Smehlik	72	3	11	14	-9	44	0	0	0	0	61	4.9
22	Wayne Primeau	67	5	8	13	-6	38	0	0	0	1	55	9.1
9	Erik Rasmussen*	42	3	7	10	6	37	0	0	0	0	40	7.5
36	Matthew Barnaby	44	4	4	8	-2	143	0	0	3	0	52	7.7
3	James Patrick	45	1	7	8	12	16	0	0	0	0	31	3.2
74	Jay McKee	72	0	6	6	20	75	0	0	0	0	57	0.0
17	Randy Cunneyworth	14	2	2	4	1	0	0	0	1	0	12	16.7
41	Stu Barnes	18	0	4	4	1	10	0	0	0	0	25	0.0
32	Rob Ray	76	0	4	4	-2	261	0	0	0	0	23	0.0
24	Paul Kruse	43	3	0	3	0	114	0	0	0	0	33	9.1
4	Mike Wilson	30	1	2	3	10	47	0	0	1	0	40	2.5
90	Joe Juneau	9	1	1	2	-1	2	0	0	0	0	8	12.5
4	Rhett Warrener	13	1	0	1	3	20	0	0	0	0	11	9.1
34	J-Luc Grand-Pierre*	16	0	1	1	0	17	0	0	0	0	11	0.0
21	Mike Hurlbut	1	0	0	0	2	0	0	0	0	0	2	0.0
46	Dean Sylvester*	1	0	0	0	-1	0	0	0	0	0	1	0.0
83	Domenic Pittis*	3	0	0	0	0	2	0	0	0	0	1	0.0
29	Jason Holland*	3	0	0	0	-1	8	0	0	0	0	2	0.0
6	Cory Sarich*	4	0	0	0	3	0	0	0	0	0	2	0.0
43	Martin Biron*	6	0	0	0	0	0	0	0	0	0	0	0.0
40	Rumun Ndur	8	0	0	0	1	16	0	0	0	0	21	4.8
30	Dwayne Roloson	18	0	0	0	0	4	0	0	0	0	0	0.0
39	Dominik Hasek	64	0	0	0	0	14	0	0	0	0	0	0.0

NO.	GOALTENDER	GP	MIN	AVG.	W	L	T	EN	SO	GA	SA	PCT.
39	Dominik Hasek	64	3817	1.87	30	18	14	2	9	119	1877	.937
43	Martin Biron*	6	281	2.14	1	2	1	1	0	10	120	.917
30	Dwayne Roloson	18	911	2.77	6	8	2	1	1	42	460	.909
	TEAM TOTALS	82	5020	2.09	37	28	17	4	10	175	2461	.929

** - rookie*

1999-00 REGULAR SEASON SCORING

NO.	PLAYER	GP	G	A	PTS	+/-	PIM	PP	SH	GW	GT	SHOTS	PCT.
81	Miroslav Satan	81	33	34	67	16	32	5	3	5	1	265	12.5
37	Curtis Brown	74	22	29	51	19	42	5	0	4	1	149	14.8
41	Stu Barnes	82	20	25	45	-3	16	8	2	2	0	137	14.6
27	Michael Peca	73	20	21	41	6	67	2	0	3	0	144	13.9
25	Vaclav Varada	76	10	27	37	12	62	0	0	0	0	140	7.1
61	Maxim Afinogenov*	65	16	18	34	-4	41	2	0	2	0	128	12.5
18	Michel Grosek	61	11	23	34	12	35	2	0	2	0	96	11.5
5	Jason Woolley	74	8	25	33	14	52	2	0	2	0	113	7.1
8	Geoff Sanderson	67	13	13	26	4	22	4	0	3	0	136	9.6
19	Brian Holzinger	59	7	17	24	4	30	0	1	2	0	81	8.6
15	Dixon Ward	71	11	9	20	1	41	1	2	2	0	101	10.9
29	Vladimir Tsyplakov	34	6	13	19	17	10	0	0	1	0	46	13.0
74	Jay McKee	78	5	12	17	5	50	1	0	1	0	84	6.0
93	Doug Gilmour	11	3	14	17	3	12	2	0	0	0	13	23.1
9	Erik Rasmussen	67	8	6	14	1	43	0	0	2	0	76	10.5
3	James Patrick	66	5	8	13	8	22	0	0	3	0	40	12.5
44	Alexei Zhitnik	74	2	11	13	-6	95	1	0	0	0	139	1.4
22	Wayne Primeau	41	5	7	12	-8	38	2	0	1	0	40	12.5
42	Richard Smehlik	64	2	9	11	13	50	0	0	0	0	67	3.0
77	Chris Gratton	14	1	7	8	1	15	0	0	0	0	34	2.9
51	Brian Campbell*	12	1	4	5	-2	4	0	0	0	0	10	10.0
32	Rob Ray	69	1	3	4	0	158	0	0	0	0	17	5.9
6	Cory Sarich	42	0	4	4	2	35	0	0	0	0	49	0.0
4	Rhett Warrener	61	0	3	3	18	89	0	0	0	0	68	0.0
16	Chris Taylor	11	1	1	2	-2	2	0	0	0	0	15	6.7
55	Denis Hamel*	3	1	0	1	-1	0	0	0	0	0	3	33.3
12	Domenic Pittis*	7	1	0	1	1	6	0	0	0	0	6	16.7
20	Jason Holland*	9	0	1	1	0	0	0	0	0	0	8	0.0
39	Dominik Hasek	35	0	1	1	0	12	0	0	0	0	0	0.0
20	Doug Houda	1	0	0	0	0	12	0	0	0	0	0	0.0
21	Mike Hurlbut	1	0	0	0	1	2	0	0	0	0	1	0.0
64	David Moravec	1	0	0	0	-1	0	0	0	0	0	2	0.0
45	Dmitri Kalinin*	4	0	0	0	0	4	0	0	0	0	3	0.0
24	Paul Kruse	11	0	0	0	-2	43	0	0	0	0	7	0.0
34	J-Luc Grand-Pierre*	11	0	0	0	-1	15	0	0	0	0	10	0.0
30	Dwayne Roloson	14	0	0	0	0	0	0	0	0	0	0	0.0
43	Martin Biron*	41	0	0	0	0	6	0	0	0	0	0	0.0

NO.	GOALTENDER	GP	MIN	AVG.	W	L	T	EN	SO	GA	SA	PCT.
43	Martin Biron*	41	2229	2.42	19	18	2	2	5	90	988	.909
39	Dominik Hasek	35	2066	2.21	15	11	6	2	3	76	937	.919
30	Dwayne Roloson	14	677	2.84	1	7	3	2	0	32	277	.884
	TEAM TOTALS	82	4996	2.45	35	36	11	6	8	204	2208	.908

** - rookie*

RECORD BOOK
YEAR-BY-YEAR RESULTS

2000-01 46-30-5-1, 2ND PLACE — NORTHEAST DIVISION

Oct. 5	Chicago	4-2	W
Oct. 7	Los Angeles	5-3	W
Oct. 13	@ Edmonton	2-3	L
Oct. 14	@ Vancouver	0-4	L
Oct. 17	@ Montreal	3-4	L
Oct. 20	Anaheim	2-2	T
Oct. 21	@ Detroit	4-5	O*
Oct. 25	Carolina	4-1	W
Oct. 27	Toronto	2-1	W
Oct. 28	@ Chicago	3-1	W
Nov. 3	Montreal	5-4	W
Nov. 4	@ Philadelphia	0-3	L
Nov. 9	NY Islanders	3-0	W
Nov. 11	@ New Jersey	4-0	W
Nov. 13	Calgary	3-2	W*
Nov. 15	Dallas	2-2	T
Nov. 17	Minnesota	3-1	W
Nov. 18	@ St. Louis	1-4	L
Nov. 22	Philadelphia	1-3	L
Nov. 24	NY Rangers	3-2	W
Nov. 25	@ Montreal	5-3	W
Nov. 28	@ Ottawa	1-3	L
Dec. 1	Pittsburgh	4-6	L
Dec. 2	@ Pittsburgh	3-2	W
Dec. 5	@ Montreal	3-2	W
Dec. 7	New Jersey#	5-2	W
Dec. 8	@ NY Rangers	2-5	L
Dec. 12	@ Boston	3-0	W
Dec. 15	@ Carolina	3-5	L
Dec. 16	Florida	3-2	W
Dec. 20	@ Washington	2-2	T
Dec. 21	Washington	1-3	L
Dec. 23	San Jose	5-2	W
Dec. 26	Pittsburgh	3-5	L
Dec. 29	Ottawa	2-0	W
Dec. 30	@ NY Islanders	2-0	W
Jan. 1	Boston	3-4	L
Jan. 3	@ Toronto	1-1	T
Jan. 5	Toronto	3-3	T
Jan. 6	@ Nashville	2-0	W
Jan. 9	@ San Jose	1-2	L
Jan. 11	@ Los Angeles	2-3	L
Jan. 12	@ Anaheim	4-0	W
Jan. 16	Tampa Bay	3-1	W
Jan. 19	Florida	1-0	W
Jan. 20	@ Toronto	0-2	L
Jan. 23	Columbus	1-2	L
Jan. 26	Boston	1-2	L
Jan. 27	@ NY Islanders	2-1	W
Jan. 31	@ Florida	2-5	L
Feb. 1	@ Tampa Bay	2-4	L
Feb. 6	@ NY Rangers	6-3	W
Feb. 7	NY Islanders	2-1	W*
Feb. 10	@ Ottawa	2-1	W*
Feb. 11	Montreal	3-4	L
Feb. 13	@ Atlanta	4-5	L
Feb. 15	Atlanta	3-1	W
Feb. 17	New Jersey	5-1	W
Feb. 19	Ottawa	2-0	W
Feb. 22	@ New Jersey	1-0	W
Feb. 23	Phoenix	3-7	L
Feb. 25	Tampa Bay	5-4	W
Feb. 27	@ Ottawa	4-1	W
Mar. 1	@ Philadelphia	0-2	L
Mar. 3	@ Colorado	3-2	W*
Mar. 4	@ Dallas	1-4	L
Mar. 6	@ Boston	3-1	W
Mar. 9	Edmonton	0-4	L
Mar. 14	NY Rangers	6-3	W
Mar. 16	Vancouver	4-2	W
Mar. 17	@ Washington	3-2	W
Mar. 20	Toronto	3-0	W
Mar. 21	@ Carolina	0-1	L
Mar. 24	Carolina	3-1	W
Mar. 26	@ Atlanta	4-0	W
Mar. 27	@ Pittsburgh	1-4	L
Mar. 30	Atlanta	4-0	W
Apr. 1	@ Tampa Bay	4-2	W
Apr. 2	@ Florida	5-3	W
Apr. 4	Boston	2-3	L
Apr. 6	Washington	2-1	W
Apr. 8	Philadelphia	1-2	L

** - overtime decision O - overtime loss # - rescheduled from Dec. 6*

2000-01 REGULAR SEASON SCORING

NO.	PLAYER	GP	G	A	PTS	+/-	PIM	PP	SH	GW	GT	SHOTS	PCT.
28	Donald Audette	76	34	45	79	-2	76	14	1	3	2	225	15.1
81	Miroslav Satan	82	29	33	62	5	36	8	2	4	1	206	14.1
57	Steve Heinze	79	27	27	54	-13	46	15	0	4	0	144	18.8
17	J-P Dumont	79	23	28	51	1	54	9	0	5	0	156	14.7
41	Stu Barnes	75	19	24	43	-2	26	3	2	5	0	160	11.9
77	Chris Gratton	82	19	21	40	0	102	5	0	5	1	156	12.2
93	Doug Gilmour	71	7	31	38	3	70	4	0	0	0	91	7.7
44	Alexei Zhitnik	78	8	29	37	-3	75	5	0	1	1	149	5.4
61	Maxim Afinogenov	78	14	22	36	1	40	3	0	5	0	190	7.4
52	Dave Andreychuk	74	20	13	33	0	32	8	0	4	0	119	16.8
37	Curtis Brown	70	10	22	32	15	34	2	1	0	0	105	9.5
9	Erik Rasmussen	82	12	19	31	0	51	1	0	3	0	95	12.6
25	Vaclav Varada	75	10	21	31	-2	81	2	0	2	0	112	8.9
5	Jason Woolley	67	5	18	23	0	46	4	0	3	0	92	5.4
45	Dmitri Kalinin*	79	4	18	22	-2	38	2	0	0	0	88	4.5
4	Rhett Warrener	77	3	16	19	10	78	0	0	2	0	103	2.9
42	Richard Smehlik	56	3	12	15	6	4	0	0	1	0	40	7.5
29	Vladimir Tsyplakov	36	7	7	14	2	10	0	0	0	0	39	17.9
3	James Patrick	54	4	9	13	9	12	1	0	0	0	48	8.3
55	Denis Hamel*	41	8	3	11	-2	22	1	1	3	0	55	14.5
74	Jay McKee	74	1	10	11	9	76	0	0	0	0	62	1.6
32	Rob Ray	63	4	6	10	2	210	0	0	1	0	33	12.1
26	Eric Boulton*	35	1	2	3	-1	94	0	0	0	0	20	5.0
39	Dominik Hasek	67	0	3	3	0	22	0	0	0	0	0	0.0
16	Chris Taylor	14	0	2	2	1	6	0	0	0	0	21	0.0
35	Mika Noronen*	2	0	0	0	0	0	0	0	0	0	0	0.0
51	Brian Campbell*	8	0	0	0	-2	2	0	0	0	0	7	0.0
43	Martin Biron	18	0	0	0	0	0	0	0	0	0	0	0.0

NO.	GOALTENDER	GP	MIN	AVG.	W	L	T	EN	SO	GA	SA	PCT.
39	Dominik Hasek	67	3904	2.11	37	24	4	2	11	137	1726	.921
43	Martin Biron	18	918	2.55	7	7	1	1	2	39	427	.909
35	Mika Noronen*	2	108	2.78	2	0	0	0	0	5	39	.872
34	Peter Skudra	1	0	0.00	0	0	0	0	0	0	0	.000
	TEAM TOTALS	82	4956	2.24	46	31	5	3	13	184	2195	.916

** - rookie*

2001-02 35-35-11-1, 5TH PLACE — NORTHEAST DIVISION

Oct. 4	Atlanta	1-2	L
Oct. 6	Ottawa	3-2	W
Oct. 7	@ NY Rangers	4-5	O*
Oct. 10	Philadelphia	2-1	W
Oct. 12	@ Detroit	2-4	L
Oct. 14	Pittsburgh	4-1	W
Oct. 16	Nashville	3-3	T
Oct. 19	Columbus	1-3	L
Oct. 20	@ Montreal	3-1	W
Oct. 22	San Jose	4-1	W
Oct. 26	Montreal	2-5	L
Oct. 27	@ New Jersey	1-3	L
Oct. 30	Phoenix	2-3	L
Nov. 2	Tampa Bay	4-1	W
Nov. 3	@ Ottawa	0-3	L
Nov. 8	Atlanta	8-0	W
Nov. 10	NY Rangers	2-4	L
Nov. 12	@ Florida	5-3	W
Nov. 13	@ Nashville	1-4	L
Nov. 16	Florida	0-2	L
Nov. 17	@ Boston	1-3	L
Nov. 19	@ Atlanta	2-3	L
Nov. 21	Toronto	4-2	W
Nov. 23	Calgary	5-2	W
Nov. 24	@ Pittsburgh	1-3	L
Nov. 27	NY Rangers	2-2	T
Nov. 28	@ Washington	5-2	W
Dec. 1	@ NY Islanders	4-2	W
Dec. 4	@ Carolina	4-2	W
Dec. 7	Colorado	1-4	L
Dec. 8	@ Boston	2-4	L
Dec. 12	@ Dallas	3-4	L
Dec. 14	Carolina	3-2	W*
Dec. 15	@ NY Rangers	2-4	L
Dec. 19	Chicago	5-6	L
Dec. 21	Toronto	3-3	T
Dec. 22	@ Toronto	2-3	L
Dec. 26	Montreal	3-1	W
Dec. 29	@ Columbus	2-2	T
Dec. 31	Carolina	4-5	L
Jan. 3	@ Calgary	1-3	L
Jan. 6	@ Minnesota	4-1	W
Jan. 8	Vancouver	3-2	W
Jan. 10	Pittsburgh	0-2	L
Jan. 12	New Jersey	2-1	W
Jan. 16	@ Anaheim	3-1	W
Jan. 17	@ Los Angeles	2-4	L
Jan. 19	@ Phoenix	3-1	W
Jan. 21	@ Colorado	2-3	L
Jan. 23	St. Louis	2-5	L
Jan. 25	Tampa Bay	4-1	W
Jan. 27	@ Washington	3-2	W*
Jan. 29	@ Carolina	2-2	T
Feb. 5	@ Boston	2-2	T
Feb. 8	Ottawa	3-2	W*
Feb. 10	@ New Jersey	1-4	L
Feb. 12	New Jersey	2-2	T
Feb. 26	@ Atlanta	1-2	L
Mar. 1	Boston	4-3	W
Mar. 2	@ Toronto	3-3	T
Mar. 4	Edmonton	0-3	L
Mar. 7	@ NY Islanders	5-0	W
Mar. 8	Montreal	3-0	W
Mar. 10	Detroit	5-1	W
Mar. 12	NY Islanders	0-3	L
Mar. 14	@ Philadelphia	3-1	W
Mar. 15	@ Florida	2-5	L
Mar. 17	@ Tampa Bay	2-2	T
Mar. 19	Ottawa	5-1	W
Mar. 21	Boston	1-2	L
Mar. 23	@ Toronto	0-2	L
Mar. 24	@ Ottawa	3-2	W*
Mar. 26	Washington	3-4	L
Mar. 28	@ St. Louis	1-4	L
Mar. 30	@ Philadelphia	3-1	W
Apr. 1	Philadelphia	3-1	W
Apr. 3	NY Islanders	1-1	T
Apr. 5	Florida	3-1	W
Apr. 7	@ Tampa Bay	5-3	W
Apr. 10	@ Pittsburgh	4-4	T
Apr. 12	Washington	1-3	L
Apr. 13	@ Montreal	3-0	W

** - overtime decision O - overtime loss*

2001-02 REGULAR SEASON SCORING

NO.	PLAYER	GP	G	A	PTS	+/-	PIM	PP	SH	GW	GT	SHOTS	PCT.
81	Miroslav Satan	82	37	36	73	14	33	15	5	5	0	267	13.9
41	Stu Barnes	68	17	31	48	6	26	5	0	4	1	127	13.4
18	Tim Connolly	82	10	35	45	4	34	3	0	3	0	126	7.9
17	J-P Dumont	76	23	21	44	-10	42	7	0	3	1	154	14.9
61	Maxim Afinogenov	81	21	19	40	-9	69	3	1	0	0	234	9.0
77	Chris Gratton	82	15	24	39	0	75	1	0	5	0	139	10.8
37	Curtis Brown	82	20	17	37	-4	32	4	1	5	0	171	11.7
44	Alexei Zhitnik	82	1	33	34	-1	80	1	0	0	0	150	0.7
5	Jason Woolley	59	8	20	28	-6	34	6	0	2	0	90	8.9
25	Vaclav Varada	76	7	16	23	-7	82	1	0	1	0	138	5.1
13	Vyacheslav Kozlov	38	9	13	22	0	16	3	0	1	1	68	13.2
24	Taylor Pyatt	48	10	10	20	4	35	0	0	0	1	61	16.4
9	Erik Rasmussen	69	8	11	19	-1	34	0	0	2	0	89	9.0
3	James Patrick	56	5	8	13	3	16	1	0	0	0	45	11.1
74	Jay McKee	81	2	11	13	18	43	0	0	1	0	50	4.0
45	Dmitri Kalinin	58	2	11	13	-6	26	0	0	0	0	67	3.0
4	Rhett Warrener	65	5	5	10	15	113	0	0	1	1	66	7.6
42	Richard Smehlik	60	3	6	9	-9	22	0	0	1	1	52	5.8
29	Bob Corkum	75	3	5	8	-32	20	0	0	0	0	80	3.8
55	Denis Hamel	61	2	6	8	-1	28	0	0	0	0	80	2.5
51	Brian Campbell	29	3	3	6	0	12	0	0	0	0	30	10.0
32	Rob Ray	71	2	3	5	-3	200	0	0	0	0	23	8.7
26	Eric Boulton	35	2	3	5	-1	129	0	0	1	0	21	9.5
12	Ales Kotalik*	13	1	3	4	-1	2	0	0	0	0	21	4.8
19	Norman Milley*	5	0	1	1	0	0	0	0	0	0	10	0.0
43	Martin Biron	72	0	1	1	0	8	0	0	0	0	0	0.0
8	Rory Fitzpatrick	5	0	0	0	-2	4	0	0	0	0	2	0.0
10	Henrik Tallinder	2	0	0	0	-1	0	0	0	0	0	4	0.0
35	Mika Noronen*	10	0	0	0	0	2	0	0	0	0	0	0.0
31	Bob Essensa	9	0	0	0	0	0	0	0	0	0	0	0.0

NO.	GOALTENDER	GP	MIN	AVG.	W	L	T	EN	SO	GA	SA	PCT.
43	Martin Biron	72	4085	2.22	31	28	10	6	4	151	1781	.915
35	Mika Noronen*	10	518	2.66	4	3	1	0	0	23	217	.894
31	Bob Essensa	9	350	2.91	0	5	0	3	0	17	113	.850
	TEAM TOTALS	82	4953	2.31	35	36	11	9	4	191	2111	.909

** - rookie*

RECORD BOOK
YEAR-BY-YEAR RESULTS

2002-03 27-37-10-8, 5TH PLACE — NORTHEAST DIVISION

Oct. 10	NY Islanders	5-1	W
Oct. 12	@ Montreal	6-1	W
Oct. 13	@ Chicago	0-3	L
Oct. 17	NY Rangers	4-4	T
Oct. 19	Phoenix	2-3	L
Oct. 22	Philadelphia	2-1	W
Oct. 25	New Jersey	1-2	L
Oct. 26	@ Pittsburgh	2-5	L
Oct. 29	@ Vancouver	1-1	T
Oct. 31	@ Calgary	0-3	L
Nov. 1	@ Edmonton	1-1	T
Nov. 3	@ Columbus	2-3	L
Nov. 7	@ Carolina	0-2	L
Nov. 9	Atlanta	4-6	L
Nov. 12	Boston	3-4	L
Nov. 15	Toronto	2-3	L
Nov. 16	@ Ottawa	1-4	L
Nov. 19	@ New Jersey	3-4	O*
Nov. 22	Columbus	5-4	W
Nov. 23	@ Boston	1-4	L
Nov. 27	Tampa Bay	1-1	T
Nov. 29	Pittsburgh	1-4	L
Nov. 30	@ Toronto	1-3	L
Dec. 4	Anaheim	4-0	W
Dec. 6	@ NY Rangers	4-1	W
Dec. 7	Washington	4-3	W
Dec. 10	Ottawa	2-4	L
Dec. 13	Chicago	1-1	T
Dec. 14	@ Philadelphia	0-2	L
Dec. 18	Boston	4-2	W
Dec. 20	Florida	0-2	L
Dec. 21	@ Montreal	2-6	L
Dec. 23	@ Pittsburgh	2-5	L
Dec. 26	Ottawa	2-3	L
Dec. 28	Minnesota	3-4	L
Dec. 30	@ Washington	3-4	L
Dec. 31	NY Islanders	0-1	O*
Jan. 3	Carolina	6-3	W
Jan. 4	@ Ottawa	2-1	W*
Jan. 7	@ Philadelphia	2-3	L
Jan. 10	Boston	4-2	W
Jan. 11	@ Montreal	3-2	W
Jan. 14	@ Minnesota	1-0	W
Jan. 16	@ San Jose	2-2	T
Jan. 18	@ Phoenix	1-0	W
Jan. 21	Pittsburgh	0-0	T
Jan. 24	Toronto	4-0	W
Jan. 25	@ Ottawa	3-4	O*
Jan. 27	Nashville	1-5	L
Jan. 30	@ St. Louis	1-2	O*
Feb. 4	@ New Jersey	1-4	L
Feb. 7	Vancouver	2-4	L
Feb. 8	@ NY Islanders	1-3	L
Feb. 11	St. Louis	2-3	L
Feb. 13	@ Detroit	2-4	L
Feb. 15	NY Rangers	5-4	W
Feb. 17	@ Atlanta	3-4	O*
Feb. 19	Montreal	2-1	W*
Feb. 21	Los Angeles	1-4	L
Feb. 23	@ Tampa Bay	4-1	W
Feb. 24	@ Florida	2-2	T
Feb. 26	@ Washington	2-3	L
Feb. 28	Dallas	5-3	W
Mar. 1	@ NY Islanders	1-2	O*
Mar. 4	Washington	1-2	L
Mar. 6	Toronto	4-2	W
Mar. 8	@ Florida	4-0	W
Mar. 9	@ Tampa Bay	1-1	T
Mar. 12	Carolina	2-3	O*
Mar. 14	Tampa Bay	2-4	L
Mar. 15	@ Atlanta	3-5	L
Mar. 18	Philadelphia	5-2	W
Mar. 19	@ NY Rangers	0-3	L
Mar. 22	@ Toronto	2-3	O*
Mar. 24	Colorado	4-3	W*
Mar. 26	Florida	2-1	W
Mar. 28	Montreal	4-1	W
Mar. 29	@ Carolina	3-1	W
Mar. 31	@ Dallas	0-3	L
Apr. 2	Atlanta	4-3	W
Apr. 5	@ Boston	5-8	L
Apr. 6	New Jersey	2-2	T

** - overtime decision O - overtime loss*

2003-04 37-34-5-4, 5TH PLACE — NORTHEAST DIVISION

Oct. 9	@ Philadelphia	0-2	L
Oct. 11	NY Islanders	0-6	L
Oct. 13	Dallas	4-3	W
Oct. 16	@ Edmonton	1-4	L
Oct. 18	@ Calgary	2-0	W
Oct. 20	@ Vancouver	1-6	L
Oct. 23	@ Los Angeles	5-1	W
Oct. 24	@ Anaheim	5-2	W
Oct. 26	@ Colorado	3-1	W
Oct. 28	Minnesota	1-3	L
Oct. 30	Toronto	5-3	W
Nov. 1	@ Ottawa	1-1	T
Nov. 5	Atlanta	4-7	L
Nov. 7	Montreal	2-1	W
Nov. 8	@ Montreal	0-3	L
Nov. 12	New Jersey	2-2	T#
Nov. 14	Pittsburgh	1-2	O*
Nov. 17	@ Ottawa	2-1	W
Nov. 19	@ New Jersey	1-4	L
Nov. 21	Carolina	5-0	W
Nov. 22	@ Tampa Bay	1-2	L
Nov. 24	@ Florida	1-2	L
Nov. 26	Washington	5-2	W
Nov. 28	Florida	4-3	W
Nov. 29	@ Nashville	1-4	L
Dec. 3	@ Chicago	3-2	W
Dec. 4	Phoenix	2-3	L
Dec. 6	Tampa Bay	1-3	L
Dec. 10	Detroit	2-7	L
Dec. 12	NY Rangers	1-3	L
Dec. 13	@ Minnesota	2-3	L
Dec. 16	@ Pittsburgh	1-2	L
Dec. 19	New Jersey	2-5	L
Dec. 23	Ottawa	2-2	T
Dec. 26	Carolina	3-1	W
Dec. 27	@ Washington	3-1	W
Dec. 29	@ Carolina	1-2	L
Dec. 31	Washington	7-1	W
Jan. 2	Anaheim	5-2	W
Jan. 3	@ Toronto	3-3	T
Jan. 6	@ Montreal	1-3	L
Jan. 7	Philadelphia	1-1	T
Jan. 9	Ottawa	3-2	W
Jan. 12	@ Boston	3-4	L
Jan. 13	Philadelphia	6-2	W
Jan. 15	Boston	0-1	L
Jan. 17	@ NY Islanders	2-4	L
Jan. 20	@ Atlanta	1-4	L
Jan. 22	@ Boston	3-2	W
Jan. 24	@ Philadelphia	1-2	L
Jan. 25	@ Carolina	4-2	W
Jan. 27	Montreal	4-1	W
Jan. 30	@ NY Rangers	3-1	W
Jan. 31	NY Rangers	3-1	W
Feb. 5	Boston	2-6	L
Feb. 10	San Jose	2-1	W
Feb. 13	Los Angeles	8-3	W
Feb. 14	@ Toronto	6-4	W
Feb. 16	Atlanta	7-2	W
Feb. 18	Florida	1-1	T
Feb. 20	Tampa Bay	4-3	W*
Feb. 21	@ NY Islanders	1-4	L
Feb. 25	@ New Jersey	2-8	L
Feb. 27	NY Islanders	2-4	L
Feb. 28	@ Ottawa	1-7	L
Mar. 3	Ottawa	4-3	W
Mar. 6	@ Toronto	5-1	W
Mar. 7	St. Louis	1-5	L
Mar. 10	@ Washington	6-0	W
Mar. 11	Boston	2-3	O*
Mar. 13	@ Boston	2-3	O*
Mar. 15	Toronto	5-6	O*
Mar. 17	@ Atlanta	4-3	W*
Mar. 18	@ Tampa Bay	1-3	L
Mar. 20	@ Florida	2-1	W
Mar. 24	Montreal	2-1	W
Mar. 26	Pittsburgh	5-1	W
Mar. 27	@ Pittsburgh	2-2	T
Mar. 29	Columbus	6-0	W
Mar. 31	@ NY Rangers	4-3	W
Apr. 2	Toronto	0-2	L
Apr. 3	@ Montreal	3-6	L

** - overtime decision O - overtime loss # - played at Blue Cross Arena (Rochester, NY)*

2002-03 REGULAR SEASON SCORING

NO.	PLAYER	GP	G	A	PTS	+/-	PIM	PP	SH	GW	GT	SHOTS	PCT.
81	Miroslav Satan	79	26	49	75	-3	20	11	1	3	1	240	10.8
77	Chris Gratton	66	15	29	44	-5	86	4	0	2	0	187	8.0
12	Ales Kotalik*	68	21	14	35	-2	30	4	0	2	2	138	15.2
17	J-P Dumont	76	14	21	35	-14	44	2	0	2	0	135	10.4
41	Stu Barnes	68	11	21	32	-13	20	2	1	2	0	124	8.9
37	Curtis Brown	74	15	16	31	4	40	3	4	4	0	144	10.4
24	Taylor Pyatt	78	14	14	28	-8	38	2	0	0	0	110	12.7
71	Jochen Hecht	49	10	16	26	4	30	2	0	2	0	145	6.9
18	Tim Connolly	80	12	13	25	-28	32	6	0	2	0	159	7.5
45	Dmitri Kalinin	65	8	13	21	-7	57	3	1	0	1	83	9.6
44	Alexei Zhitnik	70	3	18	21	-5	85	0	0	1	0	138	2.2
51	Brian Campbell	65	2	17	19	-8	20	0	0	1	0	90	2.2
22	Adam Mair	79	6	11	17	-4	146	0	1	1	0	83	7.2
3	James Patrick	69	4	12	16	-3	26	2	0	1	0	63	6.3
10	Henrik Tallinder*	46	3	10	13	-3	28	1	0	0	0	37	8.1
48	Daniel Briere	14	7	5	12	-	12	5	0	1	1	39	17.9
25	Vaclav Varada	44	7	4	11	-2	23	1	0	0	0	64	10.9
61	Maxim Afinogenov	35	5	6	11	-12	21	2	0	2	0	77	6.5
4	Rhett Warrener	50	0	9	9	1	63	0	0	0	0	47	0.0
26	Eric Boulton	58	1	5	6	1	178	0	0	0	0	33	3.0
28	Jason Botterill	17	1	4	5	1	14	1	0	0	0	20	5.0
74	Jay McKee	59	0	5	5	-16	49	0	0	0	0	44	0.0
16	Chris Taylor	11	1	3	4	-1	2	0	0	0	0	10	10.0
8	Rory Fitzpatrick	36	1	3	4	-7	16	0	0	0	0	29	3.4
5	Jason Woolley	14	0	3	3	-1	29	0	0	0	0	29	0.0
55	Denis Hamel	25	2	0	2	-4	17	0	0	1	0	41	4.9
19	Norman Milley*	8	0	2	2	-2	6	0	0	0	0	8	0.0
15	Milan Bartovic*	3	1	0	1	0	0	0	0	0	0	5	20.0
43	Martin Biron	54	0	1	1	0	12	0	0	0	0	0	0.0
6	Doug Houda	1	0	0	0	-2	2	0	0	0	0	1	0.0
60	Paul Gaustad*	1	0	0	0	0	0	0	0	0	0	0	0.0
23	Sean McMorrow*	1	0	0	0	0	0	0	0	0	0	0	0.0
29	Jaroslav Kristek*	6	0	0	0	-2	4	0	0	0	0	4	0.0
33	Doug Janik*	6	0	0	0	1	2	0	0	0	0	1	0.0
21	Radoslav Hecl	14	0	0	0	0	2	0	0	0	0	3	0.0
32	Rob Ray	41	0	0	0	-5	92	0	0	0	0	14	0.0
30	Ryan Miller*	15	0	0	0	0	0	0	0	0	0	0	0.0
35	Mika Noronen*	16	0	0	0	0	0	0	0	0	0	0	0.0

NO.	GOALTENDER	GP	MIN	AVG.	W	L	T	EN	SO	GA	SA	PCT.
35	Mika Noronen*	16	891	2.42	4	9	3	2	1	36	411	.912
43	Martin Biron	54	3170	2.56	17	28	6	5	4	135	1468	.908
30	Ryan Miller*	15	912	2.63	6	8	1	1	1	40	410	.902
	TEAM TOTALS	82	5002	2.63	27	45	10	8	6	219	2297	.905

** - rookie*

2003-04 REGULAR SEASON SCORING

NO.	PLAYER	GP	G	A	PTS	+/-	PIM	PP	SH	GW	GT	SHOTS	PCT.
48	Daniel Briere	82	28	37	65	-7	70	11	0	3	0	194	14.4
81	Miroslav Satan	82	29	28	57	-15	30	11	1	5	0	206	14.1
17	J-P Dumont	77	22	31	53	-9	40	10	0	1	0	156	14.1
23	Chris Drury	76	18	35	53	8	68	5	1	2	0	152	11.8
55	Jochen Hecht	64	15	37	52	17	49	2	1	0	0	174	8.6
45	Dmitri Kalinin	77	10	24	34	0	42	2	1	4	0	118	8.5
61	Maxim Afinogenov	73	17	14	31	-4	57	3	0	4	1	148	11.5
44	Alexei Zhitnik	68	4	24	28	-13	102	2	0	0	1	134	3.0
12	Ales Kotalik	62	15	11	26	-1	41	2	0	3	0	142	10.6
37	Curtis Brown	68	9	12	21	2	30	2	1	2	0	117	7.7
24	Taylor Pyatt	63	8	12	20	-7	25	1	2	4	0	98	8.2
22	Adam Mair	81	6	14	20	-3	146	1	0	1	0	82	7.3
9	Derek Roy*	49	9	10	19	-8	12	1	0	4	0	71	12.7
16	Chris Taylor	54	6	6	12	-2	22	0	0	0	0	50	12.0
3	James Patrick	55	4	7	11	11	12	0	0	1	0	44	9.1
8	Rory Fitzpatrick	60	4	7	11	-5	44	2	0	2	0	78	5.1
51	Brian Campbell	53	3	8	11	-8	12	0	0	0	0	45	6.7
10	Henrik Tallinder	72	1	9	10	5	26	0	0	0	0	63	1.6
25	Mike Grier	14	1	8	9	10	4	0	0	0	0	18	5.6
15	Milan Bartovic*	23	1	8	9	1	18	0	0	0	0	30	3.3
5	Andy Delmore	37	2	5	7	-5	29	2	0	0	0	40	5.0
74	Jay McKee	43	2	3	5	6	41	0	0	1	0	29	6.9
28	Jason Botterill	19	2	1	3	0	14	1	0	0	0	20	10.0
26	Eric Boulton	44	1	2	3	-2	110	0	0	0	0	20	5.0
34	Jeff Jillson	14	0	3	3	-3	19	0	0	0	0	35	0.0
76	Andrew Peters*	42	2	0	2	-3	151	0	0	0	0	19	10.5
4	Brad Brown	13	0	2	2	3	12	0	0	0	0	6	0.0
43	Martin Biron	52	0	2	2	0	10	0	0	0	0	0	0.0
35	Mika Noronen	35	1	0	1	0	0	0	0	0	0	1	100.0
29	Jason Pominville*	1	0	0	0	0	0	0	0	0	0	3	0.0
19	Norman Milley*	2	0	0	0	0	2	0	0	0	0	2	0.0
30	Ryan Miller*	3	0	0	0	0	0	0	0	0	0	0	0.0
38	Domenic Pittis	4	0	0	0	-1	4	0	0	0	0	3	0.0
33	Doug Janik*	4	0	0	0	0	19	0	0	0	0	3	0.0

NO.	GOALTENDER	GP	MIN	AVG.	W	L	T	EN	SO	GA	SA	PCT.
43	Martin Biron	52	2972	2.52	26	18	5	3	2	125	1442	.913
35	Mika Noronen	35	1796	2.57	11	17	2	1	2	77	821	.906
30	Ryan Miller	3	178	5.06	0	3	0	0	0	15	73	.795
	TEAM TOTALS	82	4971	2.67	37	38	7	4	4	221	2340	.906

** - rookie*

RECORD BOOK
YEAR-BY-YEAR RESULTS

2005-06 52-24-6, 2ND PLACE — NORTHEAST DIVISION

Oct. 5	NY Islanders	6-4	W	Jan. 7	New Jersey	2-3	L
Oct. 7	Boston	4-1	W	Jan. 12	Phoenix	1-2	O**
Oct. 8	@ Ottawa	0-5	L	Jan. 14	Los Angeles	10-1	W
Oct. 10	Pittsburgh	3-2	W*	Jan. 16	@ Edmonton	3-1	W
Oct. 13	@ Tampa Bay	4-3	W**	Jan. 19	@ Vancouver	1-4	L
Oct. 15	@ Florida	2-3	L	Jan. 21	@ Calgary	1-4	L
Oct. 20	@ Boston	4-3	W	Jan. 24	@ NY Rangers	2-1	W
Oct. 22	NY Rangers	3-1	W	Jan. 26	@ Toronto	8-4	W
Oct. 26	Washington#	2-3	L	Jan. 31	@ Atlanta	5-2	W
Oct. 28	@ New Jersey	2-3	L	Feb. 2	Philadelphia	4-2	W
Oct. 29	@ NY Islanders	6-4	W	Feb. 4	Ottawa	2-1	W**
Nov. 2	Ottawa	4-10	L	Feb. 7	@ Montreal	3-2	W*
Nov. 4	Montreal	2-3	L	Feb. 9	Montreal	2-3	O*
Nov. 5	@ Montreal	2-3	L	Feb. 11	Florida	5-3	W
Nov. 9	Carolina	3-5	L	Feb. 12	@ Carolina	3-4	O**
Nov. 11	Toronto	5-2	W	Mar. 1	Atlanta	2-4	L
Nov. 12	@ Ottawa	1-6	L	Mar. 3	Toronto	6-2	W
Nov. 15	New Jersey	4-1	W	Mar. 4	@ Boston	3-2	W
Nov. 17	Washington	8-5	W	Mar. 7	Boston	3-2	W
Nov. 19	@ Boston	3-2	W	Mar. 9	Tampa Bay	8-5	W
Nov. 22	NY Rangers	2-3	O**	Mar. 11	@ Philadelphia	6-5	W
Nov. 23	@ NY Islanders	4-3	W**	Mar. 12	Boston	6-2	W
Nov. 25	Montreal	3-1	W	Mar. 14	@ Washington	6-4	W
Nov. 27	@ Washington	3-2	W	Mar. 16	Toronto	3-1	W
Nov. 29	@ Pittsburgh	3-2	W	Mar. 18	@ Ottawa	2-4	L
Dec. 1	@ Montreal	3-2	W*	Mar. 20	@ Atlanta	0-5	L
Dec. 2	San Jose	0-5	L	Mar. 22	Carolina	3-4	L
Dec. 4	@ Colorado	6-4	W	Mar. 24	Ottawa	1-3	L
Dec. 8	Anaheim	3-2	W*	Mar. 25	@ Boston	4-5	L
Dec. 11	@ Minnesota	3-2	W	Mar. 27	@ NY Rangers	4-5	O**
Dec. 14	Dallas	4-3	W	Mar. 29	Boston	4-3	W
Dec. 16	@ Pittsburgh	4-3	W*	Mar. 30	@ New Jersey	1-3	L
Dec. 17	Pittsburgh	4-3	W	Apr. 1	@ Toronto	0-7	L
Dec. 19	@ Philadelphia	2-1	W**	Apr. 3	@ Toronto	3-2	W**
Dec. 22	@ Florida	1-4	L	Apr. 5	Ottawa	5-4	W*
Dec. 23	@ Tampa Bay	4-1	W	Apr. 7	Philadelphia	2-4	L
Dec. 26	NY Islanders	6-3	W	Apr. 8	@ Ottawa	6-2	W
Dec. 29	@ Toronto	3-4	O**	Apr. 12	Montreal	3-1	W
Dec. 30	Atlanta	4-1	W	Apr. 15	@ Montreal	4-2	W
Jan. 1	Florida	1-2	L	Apr. 16	Toronto	6-0	W
Jan. 5	Tampa Bay	3-1	W	Apr. 18	@ Carolina	4-0	W

** - overtime decision O - overtime loss ** - shootout decision # - played at Blue Cross Arena (Rochester, NY)*

2006-07 53-22-7, 1ST PLACE — NORTHEAST DIVISION

Oct. 4	@ Carolina	3-2	W**	Jan. 6	@ Toronto	4-3	W
Oct. 6	Montreal	5-4	W**	Jan. 10	@ Chicago	2-1	W
Oct. 7	@ Ottawa	4-3	W	Jan. 11	Toronto	2-4	L
Oct. 13	@ Detroit	3-2	W**	Jan. 13	Tampa Bay	2-3	L
Oct. 14	NY Rangers	7-4	W	Jan. 15	@ Boston	2-3	O**
Oct. 17	Philadelphia	9-1	W	Jan. 17	Boston	6-3	W
Oct. 20	Carolina	5-4	W	Jan. 19	Vancouver	4-3	W**
Oct. 21	@ Boston	6-2	W	Jan. 20	@ Montreal	3-4	L
Oct. 23	@ Montreal	4-1	W	Jan. 26	@ Columbus	2-3	L
Oct. 26	@ NY Islanders	3-0	W	Jan. 27	@ NY Islanders	3-5	L
Oct. 28	Atlanta	4-5	O**	Jan. 30	Boston	7-1	W
Nov. 2	@ Boston	5-4	W**	Feb. 1	@ Boston	3-1	W
Nov. 4	Toronto	1-4	L	Feb. 3	@ New Jersey	2-3	L
Nov. 5	@ NY Rangers	4-3	W*	Feb. 6	@ Atlanta	4-3	W**
Nov. 10	Florida	5-4	W*	Feb. 7	Ottawa	3-2	W
Nov. 11	@ Philadelphia	5-4	W*	Feb. 10	Calgary	3-2	W**
Nov. 13	@ Carolina	7-4	W	Feb. 15	Edmonton	2-1	W*
Nov. 15	Ottawa	2-4	L	Feb. 17	Boston	3-4	O**
Nov. 17	Pittsburgh	4-2	W	Feb. 20	Philadelphia	6-3	W
Nov. 18	@ Ottawa	1-4	L	Feb. 22	Ottawa	6-5	W**
Nov. 20	Tampa Bay	7-2	W	Feb. 24	@ Ottawa	5-6	L
Nov. 22	Toronto	7-4	W	Feb. 27	@ Toronto	6-1	W
Nov. 24	Montreal	1-2	O*	Mar. 2	Montreal	8-5	W
Nov. 26	@ NY Rangers	3-2	W*	Mar. 3	@ Toronto	3-1	W
Dec. 1	NY Rangers	4-3	W**	Mar. 7	Colorado	2-3	L
Dec. 2	@ Washington	4-7	L	Mar. 9	Minnesota	1-5	L
Dec. 5	@ Tampa Bay	4-1	W	Mar. 10	New Jersey	2-3	L
Dec. 7	@ Florida	1-3	L	Mar. 13	@ Pittsburgh	4-5	O**
Dec. 9	@ Montreal	3-2	W**	Mar. 15	@ Florida	5-3	W
Dec. 12	@ New Jersey	3-2	W	Mar. 16	@ Tampa Bay	3-2	W
Dec. 14	Florida	2-1	W	Mar. 18	@ Atlanta	3-4	O*
Dec. 16	Ottawa	1-3	L	Mar. 21	Washington	5-2	W
Dec. 19	Montreal	2-5	L	Mar. 23	Toronto	5-4	W
Dec. 21	@ Nashville	7-2	W	Mar. 24	@ Toronto	1-4	L
Dec. 23	@ St. Louis	2-3	O*	Mar. 28	New Jersey	4-3	W
Dec. 26	Washington	6-3	W	Mar. 30	NY Islanders	6-4	W
Dec. 28	Carolina	4-1	W	Mar. 31	@ Montreal	3-4	L
Dec. 30	Atlanta	4-1	W	Apr. 3	@ Pittsburgh	4-1	W
Jan. 1	NY Islanders	3-1	W	Apr. 5	Boston	4-2	W
Jan. 3	@ Ottawa	3-6	L	Apr. 7	@ Washington	2-0	W
Jan. 5	Pittsburgh	2-4	L	Apr. 8	@ Philadelphia	3-4	L

** - overtime decision O - overtime loss ** - shootout decision*

2005-06 REGULAR SEASON SCORING

NO.	PLAYER	GP	G	A	PTS	+/-	PIM	PP	SH	GW	GT	SHOTS	PCT.
61	Maxim Afinogenov	77	22	51	73	6	84	11	0	3	2	241	9.1
23	Chris Drury	81	30	37	67	-12	32	16	2	5	1	172	17.4
12	Ales Kotalik	82	25	37	62	-3	62	10	0	5	0	261	14.1
48	Daniel Briere	48	25	33	58	3	48	11	0	4	1	147	17.0
19	Tim Connolly	63	16	39	55	5	28	7	0	3	0	99	16.2
26	Thomas Vanek*	81	25	23	48	-11	72	11	0	4	0	204	12.2
9	Derek Roy	70	18	28	46	1	57	5	1	1	0	151	11.9
51	Brian Campbell	79	12	32	44	-14	16	5	0	5	1	105	11.4
55	Jochen Hecht	64	18	24	42	10	34	4	2	4	1	179	10.1
27	Teppo Numminen	75	2	38	40	6	36	0	0	0	0	60	5.0
17	J-P Dumont	54	20	20	40	-2	38	9	0	3	0	116	17.2
29	Jason Pominville*	57	18	12	30	-4	22	10	2	2	0	124	14.5
28	Paul Gaustad*	78	9	15	24	4	65	0	0	0	0	113	7.9
25	Mike Grier	81	7	16	23	-7	28	0	0	4	0	109	6.4
10	Henrik Tallinder	82	6	15	21	10	74	0	1	1	0	79	7.6
45	Dmitri Kalinin	55	2	16	18	14	54	0	0	0	0	47	4.3
5	Toni Lydman	75	1	16	17	9	82	0	0	0	0	68	1.5
74	Jay McKee	75	5	11	16	0	57	0	1	0	0	50	10.0
24	Taylor Pyatt	41	6	6	12	-1	33	0	0	1	0	62	9.6
8	Rory Fitzpatrick	56	4	5	9	-18	50	2	0	1	0	44	9.1
22	Adam Mair	40	2	5	7	-2	47	0	0	0	0	40	5.0
13	Jiri Novotny*	14	2	1	3	-5	0	0	1	0	0	15	13.3
20	Daniel Paille*	14	1	2	3	5	2	0	0	0	0	15	6.7
30	Ryan Miller*	48	0	2	2	0	0	0	0	0	0	0	0.0
38	Nathan Paetsch*	1	0	1	1	-1	0	0	0	0	0	0	0.0
47	Chris Thorburn*	2	0	1	1	-1	7	0	0	0	0	1	0.0
45	Martin Biron	35	0	1	1	0	10	0	0	0	0	0	0.0
76	Andrew Peters	28	0	0	0	-2	100	0	0	0	0	6	0.0
34	Jeff Jillson	2	0	0	0	0	4	0	0	0	0	1	0.0
35	Mika Noronen	4	0	0	0	0	2	0	0	0	0	0	0.0

NO.	GOALTENDER	GP	MIN	AVG.	W	L	T	EN	SO	GA	SA	PCT.
30	Ryan Miller*	48	2862	2.60	30	14	3	3	1	124	1440	.914
43	Martin Biron	35	1934	2.89	21	8	3	2	1	93	980	.905
35	Mika Noronen	4	169	4.26	1	2	0	0	0	12	77	.844
	TEAM TOTALS	82	4965	2.82	52	24	6	5	2	234	2502	.906

** - rookie*

2006-07 REGULAR SEASON SCORING

NO.	PLAYER	GP	G	A	PTS	+/-	PIM	PP	SH	GW	GT	SHOTS	PCT.
48	Daniel Briere	81	32	63	95	17	89	9	0	6	3	234	13.7
26	Thomas Vanek	82	43	41	84	47	40	15	0	5	1	237	18.1
23	Chris Drury	77	37	32	69	1	30	17	3	9	1	199	18.6
29	Jason Pominville	82	34	34	68	25	30	2	2	5	0	212	16.0
9	Derek Roy	75	21	42	63	37	60	6	1	3	0	130	16.2
61	Maxim Afinogenov	56	23	38	61	19	66	7	0	3	0	151	15.2
55	Jochen Hecht	76	19	37	56	19	39	3	0	1	0	197	9.6
51	Brian Campbell	82	6	42	48	28	35	1	0	1	0	92	6.5
12	Ales Kotalik	66	16	22	38	-5	46	3	0	1	0	162	9.9
45	Dmitri Kalinin	82	7	22	29	19	36	0	1	0	0	86	8.1
27	Teppo Numminen	79	2	27	29	17	32	0	0	0	0	69	2.9
21	Drew Stafford*	41	13	14	27	5	33	3	0	3	0	67	19.4
38	Nathan Paetsch*	63	2	22	24	10	50	0	0	0	0	62	3.2
28	Paul Gaustad	54	9	13	22	11	74	3	0	0	0	75	12.0
6	Jaroslav Spacek	65	5	16	21	20	62	1	0	2	0	78	6.4
5	Toni Lydman	67	2	17	19	10	55	0	0	1	0	44	4.5
10	Henrik Tallinder	47	4	10	14	19	34	0	0	0	0	34	11.8
13	Jiri Novotny	50	6	7	13	-2	26	0	0	0	0	60	10.0
20	Daniel Paille*	29	3	8	11	5	18	0	0	0	0	45	6.7
22	Adam Mair	82	2	9	11	-1	128	0	0	0	0	73	2.7
15	Dainius Zubrus	19	4	4	8	-3	12	1	0	0	0	31	12.9
41	Clarke MacArthur*	19	3	4	7	4	4	0	0	0	0	16	18.8
37	Michael Ryan*	19	3	2	5	-8	2	0	1	0	0	34	8.8
76	Andrew Peters	58	1	1	2	-1	125	0	0	0	0	19	5.3
3	Michael Funk*	5	0	2	2	2	0	0	0	0	0	1	0.0
36	Patrick Kaleta*	7	0	2	2	3	21	0	0	0	0	6	0.0
30	Ryan Miller	63	0	2	2	0	2	0	0	0	0	0	0.0
19	Tim Connolly	2	1	0	1	1	2	0	0	0	0	2	50.0
25	Mark Mancari*	3	0	1	1	-1	2	0	0	0	0	1	0.0
44	Andrej Sekera*	2	0	0	0	1	2	0	0	0	0	0	0.0
33	Mike Card*	4	0	0	0	0	0	0	0	0	0	0	0.0
35	Ty Conklin	5	0	0	0	0	2	0	0	0	0	0	0.0
43	Martin Biron	19	0	0	0	0	25	0	0	0	0	0	0.0

NO.	GOALTENDER	GP	MIN	AVG.	W	L	T	EN	SO	GA	SA	PCT.
30	Ryan Miller	63	3692	2.73	40	16	6	1	2	168	1886	.911
43	Martin Biron	19	1066	3.04	12	4	1	2	0	54	533	.899
35	Ty Conklin	5	227	3.34	1	2	0	0	0	13	120	.892
	TEAM TOTALS	82	4985	2.83	53	22	7	3	2	235	2539	.907

** - rookie*

2007-08 39-31-12, 4TH PLACE — NORTHEAST DIVISION

Oct. 5	NY Islanders	4-6	L	Jan. 10	@ Ottawa	2-3	O**
Oct. 6	@ NY Islanders	2-3	L	Jan. 12	New Jersey	2-3	O**
Oct. 11	Atlanta	6-0	W	Jan. 16	@ NY Rangers	1-2	L
Oct. 13	Washington	7-3	W	Jan. 18	Atlanta	10-1	W
Oct. 15	Toronto	5-4	W*	Jan. 19	@ Toronto	2-4	L
Oct. 19	Columbus	0-3	L	Jan. 21	@ Phoenix	2-6	L
Oct. 20	@ Montreal	2-4	L	Jan. 24	@ Dallas	2-1	W
Oct. 24	@ Carolina	2-6	L	Jan. 29	@ Tampa Bay	4-2	W
Oct. 26	@ Florida	4-2	W	Jan. 30	@ Florida	1-0	W
Oct. 27	@ Tampa Bay	4-3	W*	Feb. 1	@ Atlanta	4-5	O**
Nov. 1	@ Boston	3-4	L*	Feb. 5	@ Boston	4-2	W
Nov. 2	Florida	2-4	L	Feb. 6	New Jersey	3-2	W**
Nov. 5	@ Montreal	0-2	L	Feb. 8	Boston	2-3	O**
Nov. 7	Boston	2-1	W*	Feb. 10	Florida	5-3	W
Nov. 9	Toronto	0-3	L	Feb. 12	@ Ottawa	5-1	W
Nov. 10	@ Boston	1-2	L	Feb. 13	Toronto	1-0	W
Nov. 15	@ Ottawa	2-3	L	Feb. 16	@ NY Rangers	1-5	L
Nov. 16	Montreal	4-1	W	Feb. 17	Pittsburgh	1-4	L
Nov. 21	Ottawa	4-2	W	Feb. 20	Tampa Bay	4-3	W*
Nov. 23	Montreal	4-2	W	Feb. 21	@ Toronto	5-1	W
Nov. 24	@ Montreal	3-0	W	Feb. 23	NY Rangers	3-4	L
Nov. 26	@ Washington	3-1	W	Feb. 25	Philadelphia	3-4	O**
Nov. 28	St. Louis	3-4	L	Feb. 27	Nashville	8-4	W
Dec. 1	Carolina	8-1	W	Feb. 29	Montreal	2-6	L
Dec. 5	@ Anaheim	1-4	L	Mar. 2	Detroit	2-4	L
Dec. 6	@ Los Angeles	2-8	L	Mar. 4	@ Philadelphia	5-2	W
Dec. 8	@ San Jose	7-1	W	Mar. 5	Washington	1-3	L
Dec. 10	Boston	1-4	L	Mar. 8	@ Carolina	3-4	O*
Dec. 12	NY Islanders	5-3	W	Mar. 10	NY Rangers	2-3	O**
Dec. 14	@ Washington	5-3	W	Mar. 12	@ Pittsburgh	3-7	L
Dec. 15	Chicago	3-1	W	Mar. 14	Carolina	7-1	W
Dec. 19	@ NY Islanders	2-1	W	Mar. 15	@ Toronto	6-2	W
Dec. 21	Philadelphia	3-2	W	Mar. 19	Tampa Bay	7-4	W
Dec. 22	@ Philadelphia	6-5	W**	Mar. 21	Toronto	1-4	L
Dec. 26	Ottawa	3-5	L	Mar. 25	Ottawa	3-6	L
Dec. 28	@ New Jersey	1-2	O**	Mar. 27	@ Ottawa	4-3	W**
Dec. 29	@ Pittsburgh	0-2	L	Mar. 28	Montreal	3-4	O*
Jan. 1	Pittsburgh	1-2	O**	Mar. 30	Boston	2-1	W*
Jan. 4	Ottawa	3-5	L	Apr. 1	@ Toronto	4-3	W**
Jan. 6	@ Atlanta	2-5	L	Apr. 3	@ Montreal	1-3	L
Jan. 8	@ New Jersey	1-2	O**	Apr. 5	@ Boston	3-0	W

** - overtime decision O - overtime loss ** - shootout decision*

2008-09 41-32-9, 4TH PLACE — NORTHEAST DIVISION

Oct. 10	Montreal	2-1	W**	Jan. 10	@ Detroit	1-3	L
Oct. 13	@ NY Islanders	7-1	W	Jan. 14	@ Chicago	1-4	L
Oct. 15	@ NY Rangers	3-1	W	Jan. 15	@ Dallas	5-4	W**
Oct. 17	Vancouver	5-2	W	Jan. 17	Carolina	3-1	W
Oct. 18	@ Atlanta	2-3	O**	Jan. 19	@ Florida	3-2	W**
Oct. 21	Boston	3-2	W**	Jan. 21	@ Tampa Bay	3-5	L
Oct. 23	@ Minnesota	4-3	W*	Jan. 27	@ Edmonton	10-2	W
Oct. 25	@ Colorado	1-2	O**	Jan. 28	@ Calgary	2-5	L
Oct. 27	Ottawa	2-5	L	Jan. 31	@ Phoenix	2-0	W
Oct. 30	Tampa Bay	2-5	L	Feb. 2	@ Anaheim	2-3	L
Nov. 1	Washington	5-0	W	Feb. 4	Toronto	5-0	W
Nov. 3	@ New Jersey	2-0	W	Feb. 6	Montreal	3-2	W
Nov. 7	Atlanta	4-5	O*	Feb. 7	@ Ottawa	2-3	O**
Nov. 8	@ Boston	1-3	L	Feb. 11	Ottawa	1-3	L
Nov. 12	St. Louis	4-3	W	Feb. 13	San Jose	6-5	W**
Nov. 14	Columbus	1-6	L	Feb. 15	Carolina	0-3	L
Nov. 15	@ Pittsburgh	2-5	L	Feb. 17	@ Toronto	4-1	W
Nov. 19	@ Boston	4-7	L	Feb. 19	@ Philadelphia	3-6	L
Nov. 21	Philadelphia	0-3	L	Feb. 21	NY Rangers	4-2	W
Nov. 22	NY Islanders	2-4	L	Feb. 24	Anaheim	2-3	L
Nov. 26	Boston	3-2	W	Feb. 26	@ Carolina	1-2	O**
Nov. 28	Pittsburgh	4-3	W	Feb. 28	@ NY Islanders	0-2	L
Nov. 29	@ Montreal	2-3	L	Mar. 4	Montreal	5-1	W
Dec. 1	Nashville	0-2	L	Mar. 6	Phoenix	5-1	W
Dec. 4	@ Florida	1-2	L	Mar. 7	@ Ottawa	3-6	L
Dec. 6	@ Tampa Bay	4-3	W	Mar. 10	@ Philadelphia	2-5	L
Dec. 8	@ Pittsburgh	4-3	W	Mar. 12	Florida	3-1	W
Dec. 10	Tampa Bay	4-2	W	Mar. 14	Atlanta	4-5	O**
Dec. 12	Toronto	1-2	L	Mar. 17	@ Ottawa	2-4	L
Dec. 13	@ New Jersey	4-2	W	Mar. 20	Philadelphia	6-4	L
Dec. 17	New Jersey	3-5	L	Mar. 21	@ NY Rangers	3-5	L
Dec. 19	Los Angeles	5-0	W	Mar. 25	Florida	5-3	W
Dec. 20	@ Montreal	3-4	O*	Mar. 27	Toronto	5-3	W
Dec. 22	Pittsburgh	3-4	O*	Mar. 28	@ Montreal	4-3	W**
Dec. 26	@ Washington	2-3	L	Apr. 1	@ Atlanta	2-3	O*
Dec. 27	NY Islanders	4-3	W**	Apr. 3	@ Washington	5-4	W*
Dec. 30	Washington	2-4	L	Apr. 4	New Jersey	2-3	L
Jan. 1	@ Toronto	4-1	W	Apr. 6	Detroit	1-4	L
Jan. 3	@ Boston	4-2	W	Apr. 8	@ Toronto	3-1	W
Jan. 6	Ottawa	4-2	W	Apr. 9	@ Carolina	5-1	W
Jan. 9	NY Rangers	2-1	W**	Apr. 11	Boston	6-1	W

** - overtime decision O - overtime loss ** - shootout decision*

2007-08 REGULAR SEASON SCORING

NO.	PLAYER	GP	G	A	PTS	+/-	PIM	PP	SH	GW	GT	SHOTS	PCT.
9	Derek Roy	78	32	49	81	13	46	6	3	4	0	218	14.7
29	Jason Pominville	82	27	53	80	16	20	2	1	1	0	232	11.6
26	Thomas Vanek	82	36	28	64	-5	64	19	0	9	2	240	15.0
51	Brain Campbell	63	5	38	43	-1	12	3	0	0	0	102	4.9
55	Jochen Hecht	75	22	27	49	1	38	3	1	3	0	111	6.3
12	Ales Kotalik	79	23	20	43	-5	58	12	0	1	0	207	11.1
19	Tim Connolly	48	7	33	40	4	8	3	1	3	0	111	6.3
21	Drew Stafford	64	16	22	38	3	51	1	0	5	0	103	15.5
28	Paul Gaustad	82	10	26	36	-4	85	5	0	2	1	136	7.4
20	Daniel Paille	77	19	16	35	9	14	0	3	2	0	110	17.3
6	Jaroslav Spacek	60	9	23	32	9	14	0	3	2	0	95	9.5
61	Maxim Afinogenov	56	10	18	28	-16	42	1	0	1	0	114	8.8
5	Toni Lydman	82	4	22	26	1	74	3	0	0	0	86	4.7
10	Henrik Tallinder	71	1	17	18	5	48	0	0	0	0	70	1.4
22	Adam Mair	72	5	12	17	-2	66	0	0	2	0	62	8.1
41	Clarke MacArthur*	37	8	7	15	3	20	0	0	1	1	51	15.7
56	Steve Bernier	17	3	6	9	1	2	0	0	0	0	35	8.6
38	Nathan Paetsch	59	2	7	9	3	27	0	0	0	0	49	4.1
37	Michael Ryan	46	4	4	8	-4	30	0	0	0	0	60	6.7
44	Andrej Sekera*	37	2	6	8	5	16	0	0	1	0	28	7.1
45	Dmitri Kalinin	46	1	7	8	-7	32	1	0	0	0	60	1.7
4	Nolan Pratt	55	1	6	7	1	30	0	0	0	0	21	4.8
36	Patrick Kaleta	40	3	2	5	1	41	0	0	0	0	26	11.5
34	Mike Weber*	16	0	3	3	12	14	0	0	0	0	12	0.0
76	Andrew Peters	44	1	1	2	-4	100	0	0	0	0	18	5.6
30	Ryan Miller	76	0	1	1	0	6	0	0	0	0	0	0.0
27	Teppo Numminen	1	0	0	0	0	0	0	0	0	0	1	0.0
17	Marc-Andre Gragnani*	2	0	0	0	-2	4	0	0	0	0	1	0.0
3	Michael Funk*	4	0	0	0	-3	0	0	0	0	0	1	0.0
35	Jocelyn Thibault	12	0	0	0	0	0	0	0	0	0	0	0.0

NO.	GOALTENDER	GP	MIN	AVG.	W	L	T	EN	SO	GA	SA	PCT.
30	Ryan Miller	76	4474	2.64	36	27	10	8	3	197	2104	.906
35	Jocelyn Thibault	12	507	3.31	3	4	2	0	2	28	214	.869
	TEAM TOTALS	**82**	**4981**	**2.71**	**39**	**31**	**12**	**8**	**5**	**225**	**2318**	**.903**

** - rookie*

2008-09 REGULAR SEASON SCORING

NO.	PLAYER	GP	G	A	PTS	+/-	PIM	PP	SH	GW	GT	SHOTS	PCT.
9	Derek Roy	82	28	42	70	-5	38	9	1	9	1	221	12.7
29	Jason Pominville	82	20	46	66	-4	18	6	1	2	1	239	8.4
26	Thomas Vanek	73	40	24	64	-1	44	20	2	5	0	211	19.0
19	Tim Connolly	48	18	29	47	12	22	5	1	5	0	126	14.3
21	Drew Stafford	79	20	25	45	3	29	9	0	0	0	183	10.9
6	Jaroslav Spacek	80	8	37	45	2	38	4	0	0	0	130	6.2
12	Ales Kotalik	56	13	19	32	-7	28	8	0	1	0	153	8.5
41	Clarke MacArthur	71	17	14	31	-4	56	5	0	0	0	108	15.7
28	Paul Gaustad	62	12	17	29	4	108	3	1	1	0	122	9.8
55	Jochen Hecht	70	12	15	27	-9	33	3	1	1	0	173	6.9
20	Daniel Paille	73	12	15	27	0	20	0	0	2	0	80	15.0
52	Craig Rivet	64	2	22	24	4	125	1	0	0	0	80	2.5
5	Toni Lydman	80	3	20	23	0	70	0	0	0	0	99	3.0
61	Maxim Afinogenov	48	6	14	20	-7	20	0	0	0	0	93	6.5
22	Adam Mair	75	8	11	19	4	95	0	0	1	0	75	10.7
44	Andrej Sekera	69	3	16	19	-11	22	1	0	1	0	84	3.6
27	Teppo Numminen	57	2	15	17	-4	22	1	0	1	0	34	5.9
37	Matt Ellis	45	7	5	12	4	12	0	0	2	0	73	9.6
10	Henrik Tallinder	66	1	11	12	-2	36	0	0	1	0	35	2.9
36	Patrick Kaleta	51	4	5	9	1	89	0	0	0	0	35	11.4
38	Nathan Paetsch	23	2	4	6	3	25	0	0	0	0	21	9.5
34	Chris Butler*	47	2	4	6	11	18	0	0	1	0	36	5.6
17	Dominic Moore	18	1	3	4	-1	23	0	0	0	0	33	3.0
25	Mark Mancari*	7	1	1	2	-4	4	0	0	0	0	21	4.8
42	Nathan Gerbe*	10	0	1	1	3	4	0	0	0	0	24	0.0
76	Andrew Peters	28	0	1	1	-2	81	0	0	0	0	10	0.0
58	Tim Kennedy*	1	0	0	0	0	0	0	0	0	0	1	0.0
17	Marc-Andre Gragnani*	4	0	0	0	2	2	0	0	0	0	3	0.0
32	Mikael Tellqvist	6	0	0	0	0	0	0	0	0	0	0	0.0
4	Mike Weber*	7	0	0	0	-3	19	0	0	0	0	2	0.0
40	Patrick Lalime	24	0	0	0	0	0	0	0	0	0	0	0.0
30	Ryan Miller	59	0	0	0	0	4	0	0	0	0	0	0.0

NO.	GOALTENDER	GP	MIN	AVG.	W	L	T	EN	SO	GA	SA	PCT.
30	Ryan Miller	59	3443	2.53	34	18	6	6	5	145	1628	.918
40	Patrick Lalime	24	1296	3.10	5	13	3	1	0	67	669	.900
32	Mikael Tellqvist	6	229	2.35	2	1	0	1	0	9	125	.928
	TEAM TOTALS	**82**	**4968**	**2.67**	**41**	**32**	**9**	**8**	**5**	**221**	**2422**	**.908**

** - rookie*

RECORD BOOK
YEAR-BY-YEAR RESULTS

2009-10 45-27-10, 1st PLACE — NORTHEAST DIVISION

Oct. 3	Montreal	1-2	O*	Jan. 6	Tampa Bay	5-3	W
Oct. 8	Phoenix	2-1	W	Jan. 8	Toronto	3-2	W
Oct. 10	@ Nashville	1-0	W	Jan. 9	Colorado	3-4	O**
Oct. 13	Detroit	6-2	W	Jan. 14	@ Atlanta	2-1	W*
Oct. 16	NY Islanders	6-3	W	Jan. 16	@ NY Islanders	2-3	O**
Oct. 17	Atlanta	2-4	L	Jan. 18	@ Phoenix	7-2	W
Oct. 21	@ Florida	5-2	W	Jan. 19	@ Anaheim	4-5	L
Oct. 24	@ Tampa Bay	3-2	W**	Jan. 21	@ Los Angeles	3-4	O**
Oct. 28	@ New Jersey	4-1	W	Jan. 23	@ San Jose	2-5	L
Oct. 30	Toronto	3-2	W*	Jan. 25	@ Vancouver	2-3	L
Oct. 31	@ NY Islanders	0-5	L	Jan. 27	New Jersey	2-1	W**
Nov. 4	NY Islanders	3-0	W	Jan. 29	Boston	2-1	W
Nov. 6	Philadelphia	2-5	L	Feb. 1	@ Pittsburgh	4-5	L
Nov. 7	@ Boston	2-4	L	Feb. 3	Ottawa	2-4	L
Nov. 11	Edmonton	3-1	W	Feb. 5	Carolina	3-4	L
Nov. 13	Calgary	2-1	W**	Feb. 6	@ Columbus	0-4	L
Nov. 14	@ Philadelphia	3-2	W	Feb. 9	Boston	2-3	O**
Nov. 18	Florida	2-6	L	Feb. 11	@ Carolina	3-4	O*
Nov. 20	Boston	1-2	O*	Feb. 13	San Jose	3-1	W
Nov. 21	@ Ottawa	3-5	L	Mar. 2	@ Pittsburgh	2-3	L
Nov. 25	@ Washington	0-2	L	Mar. 3	Washington	1-3	L
Nov. 27	@ Philadelphia	4-2	W	Mar. 5	Philadelphia	3-2	W*
Nov. 28	Carolina	5-1	W	Mar. 7	@ NY Rangers	2-1	W*
Nov. 30	@ Toronto	3-0	W	Mar. 10	Dallas	5-3	W
Dec. 3	Montreal	6-2	W	Mar. 12	Minnesota	2-3	L
Dec. 5	NY Rangers	1-2	L	Mar. 13	@ Detroit	2-3	O*
Dec. 7	New Jersey	0-3	L	Mar. 16	@ Atlanta	3-4	L
Dec. 9	Washington	3-0	W	Mar. 18	@ Tampa Bay	6-2	W
Dec. 11	Chicago	2-1	W	Mar. 20	@ Florida	3-1	W
Dec. 12	@ NY Rangers	3-2	W	Mar. 21	@ Carolina	5-3	W
Dec. 14	@ Montreal	4-3	W	Mar. 24	Montreal	3-2	W**
Dec. 16	@ Ottawa	0-2	L	Mar. 26	Ottawa	2-4	L
Dec. 18	Toronto	5-2	W	Mar. 27	Tampa Bay	7-1	W
Dec. 19	Pittsburgh	1-2	O**	Mar. 29	@ Boston	3-2	W
Dec. 21	@ Toronto	3-2	W*	Mar. 31	Florida	6-2	W
Dec. 23	@ Washington	2-5	L	Apr. 1	@ Toronto	2-4	L
Dec. 26	Ottawa	2-3	O**	Apr. 3	@ Montreal	0-3	L
Dec. 27	@ St. Louis	5-3	W	Apr. 6	NY Rangers	5-2	W
Dec. 29	Pittsburgh	4-3	W	Apr. 8	@ Boston	1-3	L
Jan. 1	Atlanta	4-3	W*	Apr. 10	@ Ottawa	5-2	W
Jan. 3	@ Montreal	1-0	W	Apr. 11	@ New Jersey	1-2	L

** - overtime decision O - overtime loss ** - shootout decision*

2010-11 43-29-10, 3rd PLACE — NORTHEAST DIVISION

Oct. 8	@ Ottawa	2-1	W	Jan. 11	Philadelphia	2-5	L
Oct. 9	NY Rangers	3-6	L	Jan. 13	Carolina	3-2	W
Oct. 11	Chicago	3-4	L	Jan. 15	@ NY Islanders	3-5	L
Oct. 13	New Jersey	0-1	O*	Jan. 18	Montreal	2-1	W*
Oct. 15	Montreal	1-2	L	Jan. 20	@ Boston	4-2	W
Oct. 16	@ Chicago	3-4	L	Jan. 21	NY Islanders	2-5	L
Oct. 20	@ Atlanta	4-1	W	Jan. 23	@ NY Islanders	5-3	W
Oct. 22	Ottawa	2-4	L	Jan. 25	@ Ottawa	3-2	W*
Oct. 23	@ New Jersey	6-1	W	Feb. 4	@ Pittsburgh	2-3	L
Oct. 26	@ Philadelphia	3-4	L	Feb. 5	Toronto	6-2	W
Oct. 29	@ Atlanta	3-4	O*	Feb. 8	@ Tampa Bay	7-4	W
Oct. 30	@ Dallas	0-4	L	Feb. 10	@ Florida	3-2	W*
Nov. 3	Boston	2-5	L	Feb. 13	NY Islanders	6-7	O*
Nov. 5	Montreal	2-3	L	Feb. 15	@ Montreal	2-3	W**
Nov. 6	@ Toronto	3-2	W**	Feb. 16	Toronto	1-2	L
Nov. 10	@ New Jersey	5-4	W**	Feb. 18	St. Louis	0-3	L
Nov. 11	@ NY Rangers	2-3	O*	Feb. 20	Washington	1-2	L
Nov. 13	Washington	3-2	W*	Feb. 23	Atlanta	4-1	W
Nov. 15	Vancouver	4-3	W*	Feb. 25	Ottawa	4-2	W
Nov. 17	@ Washington	2-4	L	Feb. 26	Detroit	2-3	O**
Nov. 19	Los Angeles	4-2	W	Mar. 1	@ NY Rangers	3-2	W
Nov. 20	Tampa Bay	1-2	L	Mar. 3	@ Carolina	2-3	O*
Nov. 24	Pittsburgh	0-1	L	Mar. 5	@ Philadelphia	5-3	W
Nov. 26	Toronto	3-1	W	Mar. 6	@ Minnesota	3-2	W*
Nov. 27	@ Montreal	1-3	L	Mar. 8	@ Pittsburgh	1-3	L
Dec. 3	Columbus	5-0	W	Mar. 10	@ Boston	4-3	W*
Dec. 4	@ Ottawa	1-0	W**	Mar. 12	@ Toronto	3-4	L
Dec. 7	@ Boston	2-3	O*	Mar. 13	Ottawa	6-4	W
Dec. 9	San Jose	6-3	W	Mar. 15	Carolina	0-1	L
Dec. 11	Pittsburgh	2-5	L	Mar. 19	Atlanta	8-2	W
Dec. 15	Boston	3-2	W	Mar. 20	Nashville	3-4	O*
Dec. 17	@ Florida	2-6	L	Mar. 22	@ Montreal	2-0	W
Dec. 18	@ Tampa Bay	1-3	L	Mar. 25	Florida	4-2	W
Dec. 21	Anaheim	5-2	W	Mar. 26	New Jersey	2-0	W
Dec. 23	Florida	3-4	L	Mar. 29	@ Toronto	3-4	L
Dec. 27	@ Calgary	2-5	L	Mar. 30	NY Rangers	1-0	W
Dec. 28	@ Edmonton	4-2	W	Apr. 2	@ Washington	4-5	O*
Jan. 1	Boston	7-6	W**	Apr. 3	@ Carolina	2-1	W*
Jan. 4	@ Colorado	3-4	O*	Apr. 5	Tampa Bay	4-2	W
Jan. 6	@ San Jose	3-0	W	Apr. 8	Philadelphia	4-3	W*
Jan. 8	@ Phoenix	2-1	W*	Apr. 9	@ Columbus	5-4	W

** - overtime decision O - overtime loss ** - shootout decision*

2009-10 REGULAR SEASON SCORING

NO.	PLAYER	GP	G	A	PTS	+/-	PIM	PP	SH	GW	GT	SHOTS	PCT.
9	Derek Roy	80	26	43	69	9	48	10	1	6	3	215	12.1
19	Tim Connolly	73	17	48	65	10	28	7	1	5	2	206	8.3
29	Jason Pominville	82	24	38	62	13	22	8	0	2	0	252	9.5
26	Thomas Vanek	71	28	25	53	9	42	10	0	6	0	182	15.4
57	Tyler Myers*	82	11	37	48	13	32	3	0	1	0	104	10.6
55	Jochen Hecht	79	21	21	42	14	35	3	0	2	0	224	9.4
21	Drew Stafford	71	14	20	34	4	35	5	0	1	0	181	7.7
41	Clarke MacArthur	60	13	13	26	-14	47	3	0	3	0	99	13.1
13	Tim Kennedy*	78	10	16	26	-3	50	1	0	3	0	98	10.2
4	Steve Montador	78	5	18	23	0	75	0	0	2	0	134	3.7
28	Paul Gaustad	65	12	10	22	-7	82	3	0	1	0	111	10.8
25	Mike Grier	73	10	12	22	-4	14	0	0	2	0	123	8.1
34	Chris Butler	59	1	20	21	-15	22	0	0	0	0	61	1.6
5	Toni Lydman	67	4	16	20	10	30	0	0	1	0	77	5.2
10	Henrik Tallinder	82	4	16	20	13	32	0	0	0	0	53	7.5
36	Patrick Kaleta	55	10	5	15	2	89	0	2	4	1	64	15.6
52	Craig Rivet	78	1	14	15	-6	100	0	0	0	0	63	1.6
22	Adam Mair	69	6	8	14	-2	73	0	0	0	0	67	9.0
37	Matt Ellis	72	3	10	13	-1	12	0	0	1	0	112	2.7
44	Andrej Sekera	49	4	7	11	-1	6	0	0	0	0	59	6.8
63	Tyler Ennis*	10	3	6	9	1	6	0	0	0	0	23	13.0
42	Nathan Gerbe*	10	2	3	5	1	4	2	0	1	0	29	6.9
17	Raffi Torres	14	0	5	5	-3	2	0	0	0	0	21	0.0
12	Mark Mancari*	6	1	1	2	3	4	0	0	0	0	19	5.3
38	Nathan Paetsch	11	1	1	2	2	6	0	0	0	0	9	11.1
20	Daniel Paille	2	0	1	1	1	0	0	0	0	0	2	0.0
1	Jhonas Enroth*	1	0	0	0	0	0	0	0	0	0	0	0.0
40	Patrick Lalime	16	0	0	0	0	2	0	0	0	0	0	0.0
30	Ryan Miller	69	0	0	0	0	4	0	0	0	0	0	0.0

NO.	GOALTENDER	GP	MIN	AVG.	W	L	T	EN	SO	GA	SA	PCT.
30	Ryan Miller	69	4047	2.22	41	18	8	7	5	150	2098	.929
40	Patrick Lalime	16	854	2.81	4	8	2	0	0	40	432	.907
1	Jhonas Enroth*	1	58	4.12	0	1	0	0	0	4	37	.892
	TEAM TOTALS	82	4992	2.42	45	27	10	7	5	201	2574	.922

** - rookie*

2010-11 REGULAR SEASON SCORING

NO.	PLAYER	GP	G	A	PTS	+/-	PIM	PP	SH	GW	GT	SHOTS	PCT.
26	Thomas Vanek	80	32	41	73	2	24	11	0	5	2	238	13.4
21	Drew Stafford	62	31	21	52	13	34	11	0	4	2	179	17.3
29	Jason Pominville	73	22	30	52	1	15	5	1	2	1	215	10.2
63	Tyler Ennis*	82	20	29	49	0	30	5	0	1	0	210	9.5
19	Tim Connolly	68	13	29	42	-10	20	6	0	3	0	151	8.6
57	Tyler Myers	80	10	27	37	0	40	3	0	5	2	122	8.2
3	Jordan Leopold	71	13	22	35	-11	36	5	0	1	0	134	9.7
9	Derek Roy	35	10	25	35	-1	16	2	0	1	0	89	11.2
42	Nathan Gerbe	64	16	15	31	11	34	2	0	3	0	171	9.4
28	Paul Gaustad	81	12	19	31	7	101	1	0	3	0	117	10.3
55	Jochen Hecht	67	12	17	29	4	40	0	0	4	0	172	7.0
44	Andrej Sekera	76	3	26	29	11	34	0	0	0	0	88	3.4
4	Steve Montador	73	5	21	26	16	83	0	0	0	0	118	4.2
8	Cody McCormick	81	8	12	20	2	142	0	0	1	0	104	7.7
20	Rob Niedermayer	71	5	14	19	-8	22	0	0	1	0	80	6.3
6	Mike Weber	58	4	13	17	13	69	0	0	0	0	53	7.5
25	Mike Grier	73	5	11	16	0	12	0	0	0	0	107	4.7
22	Brad Boyes	21	5	9	14	2	6	2	0	1	1	46	10.9
36	Patrick Kaleta	51	4	5	9	-4	78	0	1	0	0	65	6.2
34	Chris Butler	49	2	7	9	8	26	0	0	0	0	52	3.8
12	Mark Mancari	20	1	7	8	-1	12	1	0	0	0	43	2.3
27	Shaone Morrisonn	62	1	4	5	-2	32	0	0	1	1	44	2.3
72	Luke Adam*	19	3	1	4	6	12	0	0	1	0	31	9.7
17	Marc-Andre Gragnani*	9	1	2	3	0	2	0	0	1	1	11	9.1
24	Paul Byron*	8	1	1	2	0	2	0	0	0	0	5	20.0
30	Ryan Miller	66	0	2	2	0	6	0	0	0	0	0	0.0
40	Patrick Lalime	7	0	1	1	0	0	0	0	0	0	0	0.0
10	Mark Parrish	2	0	0	0	-2	0	0	0	0	0	0	0.0
23	Colin Stuart	3	0	0	0	1	2	0	0	0	0	5	0.0
37	Matt Ellis	14	0	0	0	-4	0	0	0	0	0	20	0.0
1	Jhonas Enroth*	14	0	0	0	0	0	0	0	0	0	0	0.0

NO.	GOALTENDER	GP	MIN	AVG.	W	L	T	EN	SO	GA	SA	PCT.
30	Ryan Miller	66	3829	2.59	34	22	8	9	5	165	1964	.916
1	Jhonas Enroth*	14	769	2.73	9	2	2	1	1	35	377	.907
40	Patrick Lalime	7	365	2.96	0	5	0	2	0	18	163	.890
	TEAM TOTALS	82	4963	2.64	43	29	10	12	6	218	2504	.913

** - rookie*

RECORD BOOK
YEAR-BY-YEAR RESULTS

2011-12 39-32-11, 3RD PLACE — NORTHEAST DIVISION

Oct. 7	Anaheim#	4-1	W
Oct. 8	@ Los Angeles#	4-2	W
Oct. 14	Carolina	3-4	L
Oct. 15	@ Pittsburgh	3-2	W
Oct. 18	@ Montreal	3-1	W
Oct. 20	@ Florida	3-0	W
Oct. 22	@ Tampa Bay	0-3	L
Oct. 25	Tampa Bay	3-4	L
Oct. 27	Columbus	4-2	W
Oct. 29	Florida	2-3	L
Nov. 2	Philadelphia	2-3	L
Nov. 4	Calgary	2-1	W
Nov. 5	@ Ottawa	3-2	W**
Nov. 8	Winnipeg	6-5	W*
Nov. 11	Ottawa	5-1	W
Nov. 12	@ Boston	2-6	L
Nov. 14	@ Montreal	3-2	W**
Nov. 16	New Jersey	3-5	L
Nov. 18	@ Carolina	1-0	W
Nov. 19	Phoenix	2-4	L
Nov. 23	Boston	3-4	O**
Nov. 25	@ Columbus	1-5	L
Nov. 26	Washington	5-1	W
Nov. 29	NY Islanders	1-2	L
Dec. 2	Detroit	1-4	L
Dec. 3	@ Nashville	3-2	W
Dec. 7	Philadelphia	4-5	O*
Dec. 9	Florida	2-1	W*
Dec. 10	NY Rangers	1-4	L
Dec. 13	Ottawa	2-3	O*
Dec. 16	Toronto	5-4	W
Dec. 17	@ Pittsburgh	3-8	L
Dec. 20	@ Ottawa	1-4	L
Dec. 22	@ Toronto	2-3	L
Dec. 26	Washington	4-2	W
Dec. 28	@ New Jersey	1-3	L
Dec. 30	@ Washington	1-3	L
Dec. 31	Ottawa	2-3	O**
Jan. 3	Edmonton	4-3	W
Jan. 6	@ Carolina	2-4	L
Jan. 7	Winnipeg	1-2	O*
Jan. 10	@ Toronto	0-2	L
Jan. 13	Toronto	3-2	W
Jan. 14	@ NY Islanders	2-3	L
Jan. 16	@ Detroit	0-5	L
Jan. 18	@ Chicago	2-6	L
Jan. 19	@ Winnipeg	1-4	L
Jan. 21	@ St. Louis	2-4	L
Jan. 24	@ New Jersey	2-1	W**
Jan. 31	@ Montreal	3-1	W
Feb. 1	NY Rangers	0-1	O**
Feb. 4	@ NY Islanders	4-3	W**
Feb. 8	Boston	6-0	W
Feb. 10	Dallas	3-2	W**
Feb. 11	Tampa Bay	1-2	L
Feb. 14	New Jersey	1-4	L
Feb. 16	@ Philadelphia	2-7	L
Feb. 17	Montreal	3-4	O**
Feb. 19	Pittsburgh	6-2	W
Feb. 21	NY Islanders	2-1	W
Feb. 24	Boston	2-1	W**
Feb. 25	@ NY Rangers	2-3	O*
Feb. 29	@ Anaheim	2-0	W
Mar. 1	@ San Jose	1-0	W
Mar. 3	@ Vancouver	5-3	W
Mar. 5	@ Winnipeg	1-3	L
Mar. 7	Carolina	3-2	W*
Mar. 8	@ Boston	1-3	L
Mar. 10	@ Ottawa	4-3	W**
Mar. 12	Montreal	3-2	W*
Mar. 14	Colorado	4-5	O**
Mar. 17	@ Florida	2-3	O**
Mar. 19	@ Tampa Bay	7-3	W
Mar. 21	Montreal	3-0	W
Mar. 23	@ NY Rangers	4-1	W
Mar. 24	Minnesota	3-1	W
Mar. 27	@ Washington	5-1	W
Mar. 30	Pittsburgh	3-5	L
Mar. 31	@ Toronto	3-4	L
Apr. 3	Toronto	6-5	W*
Apr. 5	@ Philadelphia	1-2	L
Apr. 7	@ Boston	3-4	O**

** - overtime decision O - overtime loss ** - shootout decision # - played at Hartwall Areena (Helsinki, Finland)*
- played at Arena Berlin (Berlin, Germany)

2012-13 21-21-6, 5TH PLACE — NORTHEAST DIVISION

Jan. 20	Philadelphia	5-2	W
Jan. 21	@ Toronto	2-1	W
Jan. 24	@ Carolina	3-6	L
Jan. 25	Carolina	1-3	L
Jan. 27	@ Washington	2-3	L
Jan. 29	Toronto	3-4	O*
Jan. 31	@ Boston	7-4	W
Feb. 2	@ Montreal	1-6	L
Feb. 3	Florida	3-4	L
Feb. 5	@ Ottawa	3-4	L
Feb. 7	Montreal	5-4	W**
Feb. 9	@ NY Islanders	3-2	W
Feb. 10	Boston	1-3	L
Feb. 12	@ Ottawa	0-2	L
Feb. 15	Boston	4-2	W
Feb. 17	Pittsburgh	3-4	L
Feb. 19	Winnipeg	1-2	L
Feb. 21	@ Toronto	1-3	L
Feb. 23	NY Islanders	0-4	L
Feb. 26	@ Tampa Bay	2-1	W
Feb. 28	@ Florida	4-3	W**
Mar. 2	New Jersey	4-3	W**
Mar. 3	@ NY Rangers	2-3	O**
Mar. 5	@ Carolina	3-4	L
Mar. 7	@ New Jersey	2-3	O**
Mar. 10	@ Philadelphia	2-3	L
Mar. 12	NY Rangers	3-1	W
Mar. 16	Ottawa	3-4	O*
Mar. 17	@ Washington	3-5	L
Mar. 19	@ Montreal	3-2	W*
Mar. 21	Toronto	5-4	W**
Mar. 23	@ Montreal	2-1	W
Mar. 26	@ Tampa Bay	1-2	L
Mar. 28	@ Florida	4-5	O**
Mar. 30	Washington	3-4	O**
Mar. 31	Boston	0-2	L
Apr. 2	@ Pittsburgh	4-1	W
Apr. 5	Ottawa	4-2	W
Apr. 7	New Jersey	3-2	W**
Apr. 9	@ Winnipeg	1-4	L
Apr. 11	Montreal	1-5	L
Apr. 13	Philadelphia	1-0	W
Apr. 14	Tampa Bay	3-1	W
Apr. 17	@ Boston	3-2	W**
Apr. 19	NY Rangers	4-8	L
Apr. 22	Winnipeg	1-2	L
Apr. 23	@ Pittsburgh#	4-2	W
Apr. 26	NY Islanders	2-1	W**

** - overtime decision O - overtime loss ** - shootout decision # - rescheduled from April 20*

2011-12 REGULAR SEASON SCORING

NO.	PLAYER	GP	G	A	PTS	+/-	PIM	PP	SH	GW	GT	SHOTS	PCT.
29	Jason Pominville	82	30	43	73	-7	12	8	2	5	2	235	12.8
26	Thomas Vanek	78	26	35	61	-6	52	10	0	5	1	204	12.7
21	Drew Stafford	80	20	30	50	5	46	3	1	4	0	226	8.8
9	Derek Roy	80	17	27	44	-7	54	6	1	2	1	176	9.7
63	Tyler Ennis	48	15	19	34	11	14	2	0	1	0	82	18.3
10	Christian Ehrhoff	66	5	27	32	-2	47	1	0	3	0	136	3.7
23	Ville Leino	71	8	17	25	-2	16	1	0	1	0	78	10.3
42	Nathan Gerbe	62	6	19	25	2	32	0	0	2	0	137	4.4
3	Jordan Leopold	79	10	14	24	4	28	1	0	0	0	110	9.1
57	Tyler Myers	55	8	15	23	5	33	3	0	1	1	84	9.5
22	Brad Boyes	65	8	15	23	2	6	2	0	0	0	100	8.0
72	Luke Adam*	52	10	10	20	-6	14	0	0	0	0	89	11.2
28	Paul Gaustad	56	7	10	17	-1	70	0	0	3	0	62	11.3
82	Marcus Foligno*	14	6	7	13	6	9	2	0	1	0	23	26.1
44	Andrej Sekera	69	3	10	13	3	18	1	0	0	0	88	3.4
17	Marc-Andre Gragnani*	44	1	11	12	10	20	1	0	0	0	35	2.9
36	Patrick Kaleta	63	5	5	10	-5	116	0	0	1	0	69	7.2
55	Jochen Hecht	22	4	4	8	1	6	0	1	0	0	40	10.0
52	Alexander Sulzer	15	3	5	8	2	6	0	0	0	0	22	13.6
19	Cody Hodgson*	20	3	5	8	-7	2	2	0	1	0	51	5.9
78	Corey Tropp*	34	3	5	8	0	20	0	0	1	0	32	9.4
37	Matt Ellis	60	3	5	8	-3	25	0	0	1	0	85	3.5
81	Brayden McNabb*	25	1	7	8	-1	15	1	0	0	0	23	4.3
6	Mike Weber	51	1	4	5	-19	64	0	0	0	0	51	2.0
24	Robyn Regehr	76	1	4	5	-12	56	0	0	0	0	49	2.0
58	Paul Szczechura	9	1	3	4	0	4	0	0	0	0	11	9.1
8	Cody McCormick	50	1	3	4	-7	56	0	0	0	0	43	2.3
65	Travis Turnbull*	3	1	0	1	0	5	0	0	0	0	3	33.3
33	TJ Brennan*	11	1	0	1	0	6	0	0	0	0	14	7.1
15	Colin Stuart	2	0	0	0	-3	0	0	0	0	0	0	0.0
31	Drew MacIntyre*	2	0	0	0	0	0	0	0	0	0	0	0.0
71	Derek Whitmore	2	0	0	0	0	0	0	0	0	0	2	0.0
4	Joe Finley*	5	0	0	0	-3	12	0	0	0	0	1	0.0
1	Jhonas Enroth*	26	0	0	0	0	2	0	0	0	0	0	0.0
30	Ryan Miller	61	0	0	0	0	0	0	0	0	0	0	0.0

NO.	GOALTENDER	GP	MIN	AVG.	W	L	T	EN	SO	GA	SA	PCT.
30	Ryan Miller	61	3536	2.55	31	21	7	6	6	150	1788	.916
1	Jhonas Enroth*	26	1399	2.70	8	11	4	3	1	63	756	.917
31	Drew MacIntyre*	2	43	1.40	0	0	0	0	0	1	18	.944
	TEAM TOTALS	**82**	**4978**	**2.58**	**39**	**32**	**11**	**9**	**7**	**214**	**2562**	**.916**

** - rookie*

2012-13 REGULAR SEASON SCORING

NO.	PLAYER	GP	G	A	PTS	+/-	PIM	PP	SH	GW	GT	SHOTS	PCT.
26	Thomas Vanek	38	20	21	41	-1	20	9	1	2	0	119	16.8
19	Cody Hodgson	48	15	19	34	-4	20	3	1	1	0	114	13.2
63	Tyler Ennis	47	10	21	31	-14	16	2	0	0	0	108	9.3
29	Jason Pominville	37	10	15	25	1	8	1	1	1	0	94	10.6
9	Steve Ott	48	9	15	24	3	93	2	0	3	1	73	12.3
10	Christian Ehrhoff	47	5	17	22	6	34	1	0	2	0	102	4.9
21	Drew Stafford	46	6	12	18	-16	21	0	0	0	0	121	5.0
82	Marcus Foligno*	47	5	13	18	-4	41	1	0	0	0	55	9.1
55	Jochen Hecht	47	5	9	14	6	18	0	1	1	0	69	7.2
44	Andrej Sekera	37	2	10	12	-2	4	0	0	0	0	33	6.1
65	Brian Flynn*	26	6	5	11	6	0	0	1	1	0	49	12.2
42	Nathan Gerbe	42	5	5	10	-3	14	0	1	0	0	64	7.8
12	Kevin Porter	31	4	5	9	-1	10	0	1	0	0	37	10.8
57	Tyler Myers	39	3	5	8	-8	32	1	0	2	0	48	6.3
3	Jordan Leopold	24	2	6	8	-6	14	0	0	0	0	38	5.3
6	Mike Weber	42	1	6	7	3	70	0	0	0	0	25	4.0
23	Ville Leino	8	2	4	6	0	6	1	0	0	0	11	18.2
53	Mark Pysyk*	19	1	4	5	-7	0	1	0	0	0	21	4.8
25	Mikhail Grigorenko*	25	1	4	5	-1	0	0	0	0	0	31	3.2
52	Alexander Sulzer	17	3	1	4	3	10	0	0	1	0	15	20.0
27	Adam Pardy	17	0	4	4	4	14	0	0	0	0	6	0.0
24	Robyn Regehr	29	0	2	2	-4	21	0	0	0	0	15	0.0
36	Patrick Kaleta	34	1	0	1	-4	67	0	0	0	0	34	2.9
33	TJ Brennan*	10	1	0	1	-1	6	1	0	0	0	18	5.6
72	Luke Adam	4	1	0	1	1	2	0	0	0	0	2	50.0
32	John Scott	34	0	0	0	-1	69	0	0	0	0	15	0.0
5	Chad Ruhwedel*	7	0	0	0	0	0	0	0	0	0	8	0.0
8	Cody McCormick	8	0	0	0	-2	10	0	0	0	0	6	0.0
37	Matt Ellis	6	0	0	0	0	0	0	0	0	0	8	0.0
1	Jhonas Enroth	12	0	0	0	0	2	0	0	0	0	0	0.0
30	Ryan Miller	40	0	0	0	0	0	0	0	0	0	0	0.0

NO.	GOALTENDER	GP	MIN	AVG.	W	L	T	EN	SO	GA	SA	PCT.
30	Ryan Miller	40	2302	2.81	17	17	5	3	0	108	1270	.915
1	Jhonas Enroth	12	623	2.60	4	4	1	1	1	27	332	.919
	TEAM TOTALS	**48**	**2925**	**2.77**	**21**	**21**	**6**	**4**	**1**	**135**	**1602**	**.916**

** - rookie*

2013-14 21-51-10, 8TH PLACE — ATLANTIC DIVISION

Oct. 2	@ Detroit	1-2	L	Jan. 4	New Jersey	2-1	W
Oct. 4	Ottawa	0-1	L	Jan. 9	Florida	1-2	O**
Oct. 5	@ Pittsburgh	1-4	L	Jan. 12	@ Washington	2-1	W**
Oct. 8	Tampa Bay	2-3	O*	Jan. 14	Philadelphia	3-4	L
Oct. 10	Columbus	1-4	L	Jan. 15	@ Toronto	3-4	O**
Oct. 12	@ Chicago	1-2	L	Jan. 18	Columbus	3-4	O**
Oct. 14	Minnesota	1-2	L	Jan. 21	Florida	3-4	L
Oct. 15	@ NY Islanders	4-3	W**	Jan. 23	Carolina	3-5	L
Oct. 17	Vancouver	0-3	L	Jan. 25	@ Columbus	5-2	W
Oct. 19	Colorado	2-4	L	Jan. 27	@ Pittsburgh	0-3	L
Oct. 23	Boston	2-5	L	Jan. 28	Washington	4-5	O*
Oct. 25	@ Florida	3-1	W	Jan. 30	@ Phoenix	3-2	W
Oct. 26	@ Tampa Bay	2-3	L	Feb. 1	@ Colorado	1-7	L
Oct. 28	Dallas	3-4	L	Feb. 3	Edmonton	2-3	L
Oct. 31	@ NY Rangers	0-2	L	Feb. 5	Pittsburgh	1-5	L
Nov. 2	Anaheim	3-6	L	Feb. 6	@ Ottawa	2-3	L
Nov. 5	@ San Jose	5-4	W**	Feb. 25	Carolina#	3-2	W
Nov. 7	@ Los Angeles	0-2	L	Feb. 26	Boston	5-4	W*
Nov. 8	@ Anaheim	2-6	L	Feb. 28	San Jose	4-2	W
Nov. 12	Los Angeles	3-2	W**	Mar. 3	@ Dallas	2-3	L
Nov. 15	Toronto	1-3	L	Mar. 6	@ Tampa Bay	3-1	W
Nov. 16	@ Toronto	2-4	L	Mar. 7	@ Florida	0-2	L
Nov. 19	St. Louis	1-4	L	Mar. 9	Chicago	1-2	L
Nov. 21	@ Philadelphia	1-4	L	Mar. 11	Nashville	1-4	L
Nov. 24	Detroit	1-3	L	Mar. 13	@ Carolina	2-4	L
Nov. 27	Montreal	1-3	L	Mar. 15	@ NY Islanders	1-4	L
Nov. 29	Toronto	3-2	W*	Mar. 16	Montreal	0-2	L
Nov. 30	@ New Jersey	0-1	O*	Mar. 18	@ Calgary	1-3	L
Dec. 5	NY Rangers	1-3	L	Mar. 20	@ Edmonton	3-1	W
Dec. 7	@ Montreal	2-3	L	Mar. 23	@ Vancouver	2-4	L
Dec. 10	Ottawa	2-1	W**	Mar. 25	@ Montreal	0-2	L
Dec. 12	@ Ottawa	1-2	L	Mar. 27	@ Nashville	1-6	L
Dec. 14	Calgary	1-2	O*	Mar. 29	Tampa Bay	3-4	O*
Dec. 17	Winnipeg	4-2	W	Apr. 1	New Jersey	3-2	W**
Dec. 19	Boston	4-2	W	Apr. 3	@ St. Louis	1-2	L
Dec. 21	@ Boston	1-4	L	Apr. 4	@ Detroit	2-3	L
Dec. 23	Phoenix	2-1	W*	Apr. 6	@ Philadelphia	2-5	L
Dec. 27	@ Toronto	3-4	O**	Apr. 8	Detroit	2-4	L
Dec. 29	Washington	2-1	W**	Apr. 10	@ NY Rangers	1-2	L
Dec. 31	@ Winnipeg	0-3	L	Apr. 12	@ Boston	1-4	L
Jan. 2	@ Minnesota	1-4	L	Apr. 13	NY Islanders	3-4	O**

** - overtime decision O - overtime loss ** - shootout decision # - rescheduled from Jan. 7*

2014-15 23-51-8, 8TH PLACE — ATLANTIC DIVISION

Oct. 9	Columbus	1-3	L	Jan. 8	@ Carolina	2-5	L
Oct. 11	@ Chicago	2-6	L	Jan. 9	@ Tampa Bay	1-2	L
Oct. 13	Anaheim	1-5	L	Jan. 13	Detroit	1-3	L
Oct. 14	@ Carolina	4-3	W**	Jan. 15	Minnesota	0-7	L
Oct. 17	Florida	0-1	L	Jan. 17	Philadelphia	3-4	L
Oct. 18	Boston	0-4	L	Jan. 18	@ Detroit	4-6	L
Oct. 22	@ Anaheim	1-4	L	Jan. 27	@ Calgary	1-4	L
Oct. 23	@ Los Angeles	0-2	L	Jan. 29	@ Edmonton	2-3	L
Oct. 25	@ San Jose	2-1	W	Jan. 30	@ Vancouver	2-5	L
Oct. 28	@ Toronto	0-4	L	Feb. 3	@ Montreal	3-2	W
Oct. 30	Boston	2-3	O*	Feb. 5	St. Louis	0-3	L
Nov. 1	@ Pittsburgh	0-5	L	Feb. 7	Dallas	3-2	W
Nov. 2	Detroit	3-2	W**	Feb. 8	NY Islanders	2-3	L
Nov. 5	Montreal	1-2	O**	Feb. 10	Ottawa	1-2	L
Nov. 7	Edmonton	2-3	L	Feb. 15	Philadelphia	1-2	L
Nov. 8	Pittsburgh	1-6	L	Feb. 17	@ New Jersey	1-2	O**
Nov. 11	@ St. Louis	1-6	L	Feb. 19	@ Philadelphia	3-2	W**
Nov. 13	@ Minnesota	3-6	L	Feb. 20	NY Rangers##	1-3	L
Nov. 15	Toronto	6-2	W	Feb. 22	Nashville	1-2	O**
Nov. 18	San Jose	4-1	W	Feb. 24	@ Columbus	4-2	W
Nov. 22	@ Washington	2-1	W	Feb. 26	Vancouver	6-3	W
Nov. 26	Winnipeg	1-2	L	Feb. 28	@ Florida	3-5	L
Nov. 28	Montreal	2-1	W	Mar. 3	@ Tampa Bay	0-3	L
Nov. 29	@ Montreal	4-3	W**	Mar. 6	@ Ottawa	2-3	L
Dec. 2	Tampa Bay	2-1	W**	Mar. 7	@ Washington	1-6	L
Dec. 4	@ Tampa Bay	0-5	L	Mar. 11	@ Toronto	3-4	O**
Dec. 6	@ Florida	2-3	L	Mar. 14	NY Rangers	0-2	L
Dec. 9	Los Angeles	1-0	W	Mar. 16	Washington	3-4	O**
Dec. 11	Calgary	4-3	W	Mar. 17	@ Boston	2-1	W**
Dec. 13	Florida	4-3	W*	Mar. 20	New Jersey	1-3	L
Dec. 15	Ottawa#	5-4	W**	Mar. 21	@ Nashville	0-3	L
Dec. 16	@ Winnipeg	1-5	L	Mar. 23	@ Dallas	3-4	L
Dec. 20	Colorado	1-5	L	Mar. 26	Arizona	3-4	O*
Dec. 21	@ Boston	3-4	O*	Mar. 28	@ Colorado	3-5	L
Dec. 23	@ Detroit	3-6	L	Mar. 30	@ Arizona	4-1	W
Dec. 27	NY Islanders	4-3	W**	Apr. 1	Toronto	4-3	W
Dec. 29	@ Ottawa	2-5	L	Apr. 3	Chicago	3-4	L
Dec. 31	Tampa Bay	1-5	L	Apr. 4	@ NY Islanders	0-3	L
Jan. 2	Florida	0-2	L	Apr. 6	Carolina	4-3	W
Jan. 3	@ NY Rangers	1-6	L	Apr. 10	@ Columbus	2-4	L
Jan. 6	@ New Jersey	1-4	L	Apr. 11	Pittsburgh	0-2	L

** - overtime decision O - overtime loss ** - shootout decision # - rescheduled from Feb. 20 ## - rescheduled from Nov. 21*

2013-14 REGULAR SEASON SCORING

NO.	PLAYER	GP	G	A	PTS	+/-	PIM	PP	SH	GW	GT	SHOTS	PCT.
19	Cody Hodgson	72	20	24	44	-26	20	9	0	0	0	182	11.0
63	Tyler Ennis	80	21	22	43	-25	42	6	0	0	0	210	10.0
21	Drew Stafford	70	16	18	34	-19	39	2	1	1	0	185	8.6
10	Christian Ehrhoff	79	6	27	33	-27	38	1	1	2	1	161	3.7
26	Matt Moulson	44	11	18	29	-8	20	3	0	2	0	105	10.5
57	Tyler Myers	62	9	13	22	-26	58	3	0	0	0	99	9.1
28	Zemgus Girgensons*	70	8	14	22	-6	14	0	1	1	0	115	7.0
9	Steve Ott	59	9	11	20	-26	55	6	0	1	0	99	9.1
82	Marcus Foligno	74	7	12	19	-17	82	0	1	3	0	79	8.9
4	Jamie McBain	69	6	11	17	-13	14	2	0	0	0	98	6.1
23	Ville Leino	58	0	15	15	-16	10	0	0	0	0	38	0.0
65	Brian Flynn	79	6	7	13	-10	14	0	1	0	0	102	5.9
27	Matt D'Agostini	49	5	6	11	-14	22	2	0	2	1	99	5.1
26	Thomas Vanek	13	4	5	9	-5	4	1	0	0	0	50	8.0
6	Mike Weber	68	1	8	9	-29	73	0	0	0	0	47	2.1
20	Henrik Tallinder	64	2	6	8	-21	34	0	0	0	0	40	5.0
3	Mark Pysyk*	44	1	6	7	-11	16	0	0	1	1	51	2.0
37	Matt Ellis	50	4	2	6	-6	4	0	0	0	0	70	5.7
88	Cory Conacher	19	3	3	6	-7	16	1	0	1	0	27	11.1
8	Cody McCormick	29	1	4	5	-8	45	0	0	0	0	20	5.0
55	Rasmus Ristolainen*	34	2	2	4	-15	6	0	0	0	0	52	3.8
22	Johan Larsson*	28	0	4	4	0	19	0	0	0	0	21	0.0
25	Mikhail Grigorenko*	18	2	1	3	-3	2	0	0	0	0	20	10.0
84	Philip Varone*	9	1	1	2	-3	4	0	0	0	0	15	6.7
52	Alexander Sulzer	25	0	2	2	-3	8	0	0	0	0	21	0.0
17	Linus Omark	13	0	2	2	-5	6	0	0	0	0	10	0.0
32	John Scott	56	1	0	1	-12	125	0	0	0	0	16	6.3
44	Nicolas Deslauriers*	17	1	0	1	-10	18	0	0	0	0	30	3.3
72	Luke Adam	12	1	0	1	0	4	0	0	0	0	16	6.3
17	Torrey Mitchell	9	1	0	1	0	4	0	0	0	0	9	11.1
61	Nikita Zadorov*	7	1	0	1	-4	4	0	0	0	0	4	25.0
5	Chad Ruhwedel*	21	0	1	1	-3	2	0	0	0	0	35	0.0
24	Zenon Konopka	23	0	1	1	-4	33	0	0	0	0	6	0.0
12	Kevin Porter	12	0	1	1	-5	2	0	0	0	0	3	0.0
29	Jake McCabe*	7	0	1	1	-3	15	0	0	0	0	1	0.0
78	Corey Tropp	9	0	1	1	-8	0	0	0	0	0	7	0.0
44	Brayden McNabb*	12	0	0	0	1	6	0	0	0	0	10	0.0
80	Chris Stewart	5	0	0	0	-2	6	0	0	0	0	3	0.0
36	Patrick Kaleta	5	0	0	0	-1	5	0	0	0	0	0	0.0

NO.	GOALTENDER	GP	MIN	AVG.	W	L	T	EN	SO	GA	SA	PCT.
30	Ryan Miller	40	2384	2.72	15	22	3	4	0	108	1411	.923
1	Jhonas Enroth	28	1574	2.82	4	17	5	6	0	74	834	.911
50	Nathan Lieuwen*	7	363	2.98	1	4	0	0	0	18	191	.906
31	Matt Hackett*	8	426	3.10	1	6	1	1	0	22	239	.908
34	Michal Neuvirth	2	117	2.56	0	2	0	1	0	5	98	.949
49	Connor Knapp*	2	77	3.12	0	0	1	0	0	4	32	.875
	TEAM TOTALS	**82**	**4941**	**2.81**	**21**	**51**	**10**	**12**	**0**	**231**	**2805**	**.918**

** - rookie*

2014-15 REGULAR SEASON SCORING

NO.	PLAYER	GP	G	A	PTS	+/-	PIM	PP	SH	GW	GT	SHOTS	PCT.
63	Tyler Ennis	78	20	26	46	-19	37	6	1	2	0	185	10.8
26	Matt Moulson	77	13	28	41	-11	4	3	0	2	0	156	8.3
12	Brian Gionta	69	13	22	35	-13	18	3	1	2	0	153	8.5
28	Zemgus Girgensons	61	15	15	30	-16	25	1	3	1	0	115	13
80	Chris Stewart	61	11	14	25	-30	63	5	0	0	0	116	9.5
21	Drew Stafford	50	9	15	24	-18	39	2	0	1	0	91	9.9
55	Rasmus Ristolainen	78	8	12	20	-32	26	4	0	0	0	121	6.6
82	Marcus Foligno	57	8	12	20	-5	50	0	0	0	0	66	12.1
65	Brian Flynn	54	5	12	17	-3	8	0	0	0	0	73	6.8
22	Johan Larsson	39	6	10	16	0	12	1	0	0	0	50	12
44	Nicolas Deslauriers*	82	5	10	15	-24	71	0	0	1	0	76	6.6
51	Nikita Zadorov*	60	3	12	15	-10	51	2	0	1	1	52	5.8
41	Andrej Meszaros	60	7	7	14	-13	36	1	0	1	0	67	10.4
19	Cody Hodgson	78	6	7	13	-28	12	0	0	0	0	127	4.7
17	Torrey Mitchell	51	6	7	13	-6	26	0	0	2	0	45	13.3
57	Tyler Myers	47	4	9	13	-15	61	1	0	0	0	72	5.6
61	Andre Benoit	59	1	8	9	-19	20	0	1	0	0	45	2.2
6	Mike Weber	64	1	6	7	-22	68	0	0	0	0	41	2.4
47	Zach Bogosian	21	0	7	7	-7	38	0	0	0	0	51	0.0
25	Mikhail Grigorenko	25	3	3	6	-10	2	1	0	0	0	35	8.6
4	Josh Gorges	46	0	6	6	-28	16	0	0	0	0	28	0.0
84	Philip Varone*	28	3	2	5	-14	10	0	0	0	0	28	10.7
24	Tyson Strachan	46	0	5	5	-30	44	0	0	0	0	38	0.0
8	Cody McCormick	33	1	3	4	-9	40	0	1	0	0	31	3.2
3	Mark Pysyk	7	2	1	3	4	2	0	0	1	0	4	50
20	Zac Dalpe	21	1	2	3	-11	4	0	0	0	0	29	3.4
36	Patrick Kaleta	42	0	3	3	-11	36	0	0	0	0	25	0.0
37	Matt Ellis	39	1	1	2	-12	4	0	0	1	0	29	3.4
59	Tim Schaller*	18	1	1	2	-5	2	0	0	0	0	19	5.3
23	Sam Reinhart*	9	0	1	1	-1	2	0	0	0	0	3	0.0
5	Chad Ruhwedel	4	0	1	1	3	0	0	0	0	0	4	0.0
1	Jhonas Enroth	37	0	0	0	0	0	0	0	0	0	0	0.0
34	Michal Neuvirth	27	0	0	0	0	0	0	0	0	0	0	0.0
35	Anders Lindback	16	0	0	0	0	4	0	0	0	0	0	0.0
49	Jerry D'Amigo*	9	0	0	0	-4	2	0	0	0	0	7	0.0
31	Matt Hackett	5	0	0	0	0	0	0	0	0	0	0	0.0
29	Jake McCabe*	2	0	0	0	0	0	0	0	0	0	2	0.0
1	Andrey Makarov*	1	0	0	0	0	0	0	0	0	0	0	0.0
33	Joel Armia*	1	0	0	0	0	0	0	0	0	0	0	0.0

NO.	GOALTENDER	GP	MIN	AVG.	W	L	T	EN	SO	GA	SA	PCT.
1	Jhonas Enroth	37	2204	3.27	13	21	2	5	1	120	1237	.903
34	Michal Neuvirth	27	1544	2.99	6	17	3	2	0	77	941	.918
35	Anders Lindback	16	891	2.76	4	8	2	2	0	41	542	.924
1	Andrey Makarov*	1	60	3.00	0	1	0	0	0	3	36	.917
31	Matt Hackett	5	250	4.32	0	4	1	1	0	18	155	.884
	TEAM TOTALS	**82**	**4949**	**3.14**	**23**	**51**	**8**	**10**	**1**	**259**	**2911**	**.911**

** - rookie*

ALL-TIME HOME & AWAY RECORDS

	HOME							AWAY						
YEAR	GP	W	L	T/OTL	GF	GA	PTS	GP	W	L	T/OTL	GF	GA	PTS
1970-71	39	16	13	10	119	123	42	39	8	26	5	98	168	21
1971-72	39	11	19	9	110	127	31	39	5	24	10	93	162	20
1972-73	39	30	6	3	162	80	63	39	7	21	11	95	139	25
1973-74	39	23	10	6	142	99	52	39	9	24	6	100	151	24
1974-75	40	28	6	6	199	113	62	40	21	10	9	155	127	51
1975-76	40	28	7	5	197	106	61	40	18	14	8	142	134	44
1976-77	40	27	8	5	165	101	59	40	21	16	3	136	119	45
1977-78	40	25	7	8	142	86	58	40	19	12	9	146	129	47
1978-79	40	19	13	8	150	130	46	40	17	15	8	130	133	42
1979-80	40	27	5	8	180	95	62	40	20	12	8	138	106	48
1980-81	40	21	7	12	177	111	54	40	18	13	9	150	139	45
1981-82	40	23	8	9	179	128	55	40	16	18	6	128	145	38
1982-83	40	25	7	8	189	124	58	40	13	22	5	129	161	31
1983-84	40	25	9	6	168	119	56	40	23	16	1	147	138	47
1984-85	40	23	10	7	164	116	53	40	15	18	7	126	121	37
1985-86	40	23	16	1	169	147	47	40	14	21	5	127	144	33
1986-87	40	18	18	4	153	144	40	40	10	26	4	127	164	24
1987-88	40	19	14	7	144	138	45	40	18	18	4	139	167	40
1988-89	40	25	12	3	167	141	53	40	13	23	4	124	158	30
1989-90	40	27	11	2	160	121	56	40	18	16	6	126	127	42
1990-91	40	15	13	12	157	129	42	40	16	17	7	135	149	39
1991-92	40	22	13	5	158	133	49	40	9	24	7	131	166	25
1992-93	42	25	15	2	190	145	52	42	13	21	8	145	152	34
1993-94	42	22	17	3	140	107	47	42	21	15	6	142	111	48
1994-95	24	15	8	1	80	58	31	24	7	11	6	50	61	20
1995-96	41	19	17	5	125	111	43	41	14	25	2	122	151	30
1996-97	41	24	11	6	139	107	54	41	16	19	6	98	101	38
1997-98	41	20	13	8	113	82	48	41	16	16	9	98	105	41
1998-99	41	23	12	6	117	88	52	41	14	16	11	90	87	39
1999-00	41	21	15	5	112	98	48	41	14	21	6	101	106	37
2000-01	41	26	12	3	120	89	55	41	20	19	2	98	95	43
2001-02	41	20	16	5	111	93	45	41	15	20	6	102	107	37
2002-03	41	18	18	5	112	106	43	41	9	27	5	78	113	29
2003-04	41	21	16	4	126	108	49	41	16	22	3	94	113	36
2005-06	41	27	11	3	151	109	57	41	25	13	3	125	125	53
2006-07	41	28	10	3	161	122	59	41	25	12	4	137	116	54
2007-08	41	20	15	6	139	118	46	41	19	16	6	112	115	44
2008-09	41	23	15	3	123	111	49	41	18	17	6	119	118	42
2009-10	41	25	10	6	122	92	56	41	20	17	4	109	109	44
2010-11	41	21	16	4	123	110	46	41	22	13	6	117	118	50
2011-12	41	21	12	8	121	105	50	41	18	20	3	90	118	39
2012-13	24	11	10	3	58	70	25	24	10	11	3	60	69	23
2013-14	41	13	21	7	85	119	33	41	8	30	3	65	124	19
2014-15	41	14	22	5	79	117	33	41	9	29	3	74	152	21
TOTALS	1746	957	544	245	6198	4876	2165	1746	677	816	253	5048	5613	1619

Note: GF/GA totals do not include team shootout goals.

SABRES ALL-TIME RECORDS BY TEAM

TEAM	GP	W	L	OTL/T	GF	GA	PTS
Anaheim	30	15	12	3	85	76	33
Arizona	72	42	21	9	254	192	93
Boston	277	120	115	42	888	894	282
Calgary	101	49	35	17	354	313	115
Carolina	192	99	69	24	657	560	222
Chicago	115	53	49	13	361	337	119
Colorado	137	59	54	24	470	474	142
Columbus	20	7	11	2	51	60	16
Dallas	116	55	44	17	374	342	127
Detroit	124	54	54	16	420	415	124
Edmonton	69	22	37	10	218	252	54
Florida	84	45	32	7	237	203	97
Los Angeles	117	57	41	19	436	365	133
Minnesota	16	7	9	0	35	47	14
Montreal	266	122	106	38	781	809	282
Nashville	19	7	9	3	43	55	17
New Jersey	145	73	47	25	472	414	171
N.Y. Islanders	159	77	59	23	481	451	177
N.Y. Rangers	171	78	60	33	547	528	189
Ottawa	124	59	48	17	345	325	135
Philadelphia	167	64	80	23	490	532	151
Pittsburgh	179	64	74	41	582	582	169
St. Louis	112	45	52	15	344	379	105
San Jose	33	22	6	5	128	91	49
Tampa Bay	86	51	28	7	265	219	109
Toronto	197	108	63	26	711	550	242
Vancouver	114	47	48	19	379	378	113
Washington	149	86	44	19	531	393	191
Winnipeg	55	22	22	11	181	165	55
Defunct Clubs	46	25	13	8	191	139	58

SABRES ALL-TIME RECORDS BY TEAM - HOME

TEAM	GP	W	L	OTL/T	GF	GA	PTS
Anaheim	15	7	5	3	43	39	17
Arizona	37	23	7	7	142	93	53
Boston	140	73	45	22	488	403	168
Calgary	50	31	13	6	201	140	68
Carolina	95	56	31	8	370	273	120
Chicago	58	34	17	7	212	149	75
Colorado	68	36	21	11	259	225	83
Columbus	11	4	6	1	28	31	9
Dallas	57	32	14	11	206	153	75
Detroit	61	35	17	9	245	182	79
Edmonton	35	13	15	7	122	123	33
Florida	43	25	14	4	122	92	54
Los Angeles	58	33	16	9	240	162	75
Minnesota	8	2	6	0	14	26	4
Montreal	132	70	37	25	400	344	165
Nashville	9	1	5	3	22	32	5
New Jersey	73	40	23	***10	256	213	90
N.Y. Islanders	80	43	25	12	264	225	98
N.Y. Rangers	87	47	27	13	326	265	107
Ottawa	61	33	20	8	185	150	74
Philadelphia	82	40	32	10	270	236	90
Pittsburgh	89	40	**27	****22	317	249	102
St. Louis	57	30	21	6	208	181	66
San Jose	17	16	1	0	75	44	32
Tampa Bay	42	24	14	4	132	116	52
Toronto	99	66	25	8	391	259	140
Vancouver	57	30	*19	8	205	166	68
Washington	74	45	***20	9	281	193	99
Winnipeg	28	15	9	4	112	75	34
Defunct Clubs	23	13	5	5	94	63	31

** - includes one game played at Hamilton, Ont. ** - includes one game played at Sacramento, Calif. *** - includes one game played at Rochester, N.Y. **** - includes 2008 Winter Classic played at Orchard Park, N.Y.*

SABRES ALL-TIME RECORDS BY TEAM - AWAY

TEAM	GP	W	L	OTL/T	GF	GA	PTS
Anaheim	15	8	7	0	42	37	16
Arizona	35	19	14	2	112	99	40
Boston	137	47	70	20	400	491	114
Calgary	51	18	22	11	153	173	47
Carolina	97	43	38	16	287	287	102
Chicago	57	19	32	6	150	187	44
Colorado	69	23	33	13	211	249	59
Columbus	9	3	5	1	23	29	7
Dallas	59	23	30	6	168	189	52
Detroit	63	19	37	7	175	233	45
Edmonton	34	9	22	3	96	129	21
Florida	41	20	18	3	115	111	43
Los Angeles	59	24	25	10	196	203	58
Minnesota	8	2	3	0	21	21	10
Montreal	134	71	69	13	381	465	117
Nashville	10	3	6	0	21	23	12
New Jersey	72	33	24	*15	216	201	81
N.Y. Islanders	79	34	34	**11	217	226	79
N.Y. Rangers	84	31	33	20	221	263	82
Ottawa	63	26	27	10	160	175	62
Philadelphia	85	24	48	13	220	296	61
Pittsburgh	90	24	47	19	265	333	67
St. Louis	55	15	31	9	136	198	39
San Jose	16	6	5	5	53	47	17
Tampa Bay	44	27	14	3	133	103	57
Toronto	98	42	38	18	320	291	102
Vancouver	57	17	29	11	174	212	45
Washington	75	41	24	10	250	200	92
Winnipeg	27	7	13	7	69	90	21
Defunct Clubs	23	12	8	3	97	76	27

** - includes one game played at Hamilton, Ont. ** - includes one game played at Minneapolis, Minn.*

LAST 10 GAMES vs. NHL

HOME GAMES — MOST TO LEAST RECENT

Team	1	2	3	4	5	6	7	8	9	10	Record
Anaheim Ducks	L	W	W	L	W	W	W	T	T	L	5-3-2
Arizona Coyotes	W	L	W	W	O	L	L	L	L	T	3-5-2
Boston Bruins	W	W	L	L	W	L	W	W	O	W	6-3-1
Calgary Flames	O	W	W	W	W	W	W	W	W	T	8-0-2
Carolina Hurricanes	W	L	L	W	L	L	W	L	W	L	4-6-0
Chicago Blackhawks	L	L	W	W	T	L	W	W	W	L	5-4-1
Colorado Avalanche	L	O	O	L	W	L	W	L	T	W	3-4-3
Columbus Blue Jackets	O	L	W	W	L	L	W	W	L	L	4-5-1
Dallas Stars	L	W	W	W	W	W	T	W	L	W	7-2-1
Detroit Red Wings	L	L	L	O	W	L	L	L	W	L	2-7-1
Edmonton Oilers	L	W	W	W	L	L	T	L	T	L	3-5-2
Florida Panthers	L	O	L	W	L	W	L	W	L	W	4-5-1
Los Angeles Kings	W	W	W	W	W	L	W	W	W	W	9-1-0
Minnesota Wild	L	W	L	L	L	L	W	–	–	–	2-5-0
Montreal Canadiens	L	L	L	W	W	W	O	W	L	L	4-5-1
Nashville Predators	L	O	L	W	L	T	L	L	–	–	1-5-2
New Jersey Devils	W	W	W	W	L	L	W	O	W	L	6-3-1
New York Islanders	O	W	L	W	L	O	L	W	W	W	5-3-2
New York Rangers	L	L	W	O	L	W	L	W	L	W	4-5-1
Ottawa Senators	W	L	W	O	O	O	W	W	W	L	5-2-3
Philadelphia Flyers	L	W	W	O	L	W	L	W	L	L	4-5-1
Pittsburgh Penguins	L	L	L	W	L	L	W	O	O	W	3-5-2
San Jose Sharks	W	W	W	W	L	W	W	W	W	W	9-1-0
St. Louis Blues	L	L	W	L	L	L	L	L	L	T	1-8-1
Tampa Bay Lightning	O	O	W	L	L	W	L	W	W	W	5-3-2
Toronto Maple Leafs	W	W	W	O	W	W	W	L	W	W	8-1-1
Vancouver Canucks	L	W	W	W	L	W	W	L	W	L	6-4-0
Washington Capitals	O	W	O	W	W	L	W	L	W	L	5-3-2
Winnipeg Jets	W	L	L	O	W	W	W	W	L	O	5-3-2

ROAD GAMES — MOST TO LEAST RECENT

Team	1	2	3	4	5	6	7	8	9	10	Record
Anaheim Ducks	L	W	L	L	L	W	W	W	W	W	6-4-0
Arizona Coyotes	W	W	W	W	L	W	W	L	L	L	6-4-0
Boston Bruins	L	L	W	W	O	L	L	W	W	O	4-4-2
Calgary Flames	L	L	L	L	W	L	L	W	T	W	3-6-1
Carolina Hurricanes	L	L	L	L	W	W	O	W	O	W	4-4-2
Chicago Blackhawks	L	L	L	L	W	W	L	W	W	L	4-6-0
Colorado Avalanche	L	O	O	W	W	L	W	W	W	L	5-3-2
Columbus Blue Jackets	W	L	W	L	L	L	T	–	–	–	2-4-1
Dallas Stars	L	L	W	W	L	L	L	W	L	L	3-7-0
Detroit Red Wings	L	L	L	O	L	W	L	L	O	L	1-7-2
Edmonton Oilers	W	W	W	W	L	T	L	L	W	L	5-4-1
Florida Panthers	L	W	O	W	O	W	W	L	W	W	6-2-2
Los Angeles Kings	L	W	O	L	W	L	L	L	L	T	2-6-2
Minnesota Wild	L	W	W	W	L	W	W	–	–	–	5-2-0
Montreal Canadiens	L	L	W	W	L	W	W	W	W	W	7-3-0
Nashville Predators	L	W	W	W	L	L	W	W	W	–	6-3-0
New Jersey Devils	O	O	W	L	W	W	L	W	W	W	6-2-2
New York Islanders	L	W	W	W	L	W	L	O	L	L	4-5-1
New York Rangers	L	L	O	W	O	W	O	W	W	L	4-3-3
Ottawa Senators	L	L	L	L	W	L	W	W	W	W	5-5-0
Philadelphia Flyers	L	L	L	L	L	W	L	W	W	L	3-7-0
Pittsburgh Penguins	L	L	W	W	L	W	L	L	L	L	3-7-0
San Jose Sharks	W	W	W	L	W	T	L	O	T	L	4-3-4
St. Louis Blues	L	L	W	O	O	L	L	T	W	W	3-4-3
Tampa Bay Lightning	W	L	L	W	W	L	W	L	W	W	6-4-0
Toronto Maple Leafs	O	O	L	L	W	L	L	L	L	L	1-7-2
Vancouver Canucks	L	W	L	L	L	T	L	L	W	W	3-6-1
Washington Capitals	W	L	L	W	L	O	L	L	L	W	3-6-1
Winnipeg Jets	L	L	L	L	O	W	L	W	O	O	2-5-3

LAST 10 GAMES vs. NHL

OVERALL GAMES — MOST TO LEAST RECENT

Team	1	2	3	4	5	6	7	8	9	10	Record
Anaheim Ducks	L	L	W	W	W	L	L	L	L	W	4-6-0
Arizona Coyotes	W	W	L	W	W	W	W	W	L	O	7-2-1
Boston Bruins	L	W	L	W	L	W	L	W	L	W	5-5-0
Calgary Flames	L	O	W	L	W	L	W	L	W	L	4-5-1
Carolina Hurricanes	L	W	L	L	L	L	W	L	W	L	3-7-0
Chicago Blackhawks	L	L	L	L	L	W	L	W	W	W	4-6-0
Colorado Avalanche	L	L	O	O	O	O	L	W	W	W	3-3-4
Columbus Blue Jackets	W	O	L	L	W	W	W	L	L	L	4-5-1
Dallas Stars	L	L	W	L	W	W	W	W	W	L	6-4-0
Detroit Red Wings	L	L	L	L	L	L	O	O	W	L	1-7-2
Edmonton Oilers	W	L	W	W	W	W	W	W	L	T	7-2-1
Florida Panthers	L	L	O	W	O	W	L	O	W	L	3-4-3
Los Angeles Kings	W	L	W	W	O	W	L	W	W	W	7-2-1
Minnesota Wild	L	L	W	W	L	W	L	W	L	L	4-6-0
Montreal Canadiens	L	L	L	L	L	W	W	W	L	W	4-6-0
Nashville Predators	L	L	W	O	W	L	W	W	L	L	4-5-1
New Jersey Devils	W	W	O	W	O	W	L	W	L	L	5-3-2
New York Islanders	O	L	W	W	L	W	W	W	L	L	5-4-1
New York Rangers	L	L	L	L	W	O	W	O	O	L	2-5-3
Ottawa Senators	L	L	W	L	W	O	L	L	W	O	3-5-2
Philadelphia Flyers	L	L	L	W	L	W	L	L	O	L	2-7-1
Pittsburgh Penguins	L	L	L	W	W	L	L	W	L	W	4-6-0
San Jose Sharks	W	W	W	W	W	W	L	W	W	L	8-2-0
St. Louis Blues	L	L	L	L	W	W	L	O	L	L	2-7-1
Tampa Bay Lightning	O	W	L	O	W	L	W	W	L	L	4-4-2
Toronto Maple Leafs	O	O	W	L	W	W	L	O	W	W	5-2-3
Vancouver Canucks	L	L	W	W	L	W	W	L	L	L	4-6-0
Washington Capitals	O	W	W	O	L	L	W	L	W	W	5-3-2
Winnipeg Jets	L	W	L	L	L	L	L	O	W	W	3-6-1

RECORD BY DAY OF WEEK

2001-02 SEASON

DAY	NO.	RECORD	PTS
Sunday	9	6-2-1	13
Monday	6	2-4-0	4
Tuesday	14	4-5-5	13
Wednesday	10	5-3-2	12
Thursday	9	3-6-0	6
Friday	16	8-7-1	17
Saturday	18	7-9-2	16

2002-03 SEASON

DAY	NO.	RECORD	PTS
Sunday	5	1-2-2	4
Monday	7	1-5-1	3
Tuesday	15	3-9-3	9
Wednesday	9	5-3-1	11
Thursday	9	2-5-2	6
Friday	14	7-5-2	16
Saturday	23	8-15-0	16

2003-04 SEASON

DAY	NO.	RECORD	PTS
Sunday	3	2-1-0	4
Monday	9	4-5-0	8
Tuesday	8	3-4-1	7
Wednesday	16	8-5-3	19
Thursday	10	3-7-0	6
Friday	15	11-4-0	22
Saturday	21	6-12-3	15

2005-06 SEASON

DAY	NO.	RECORD	PTS
Sunday	7	5-1-1	11
Monday	6	4-1-1	9
Tuesday	10	9-0-1	19
Wednesday	11	6-5-0	12
Thursday	16	10-3-3	23
Friday	12	7-5-0	14
Saturday	20	11-9-0	22

2006-07 SEASON

DAY	NO.	RECORD	PTS
Sunday	4	2-1-1	5
Monday	5	4-1-0	8
Tuesday	11	9-1-1	19
Wednesday	10	7-3-0	14
Thursday	12	10-2-0	20
Friday	15	11-3-1	23
Saturday	25	10-12-1	21

2007-08 SEASON

DAY	NO.	RECORD	PTS
Sunday	5	2-3-0	4
Monday	7	2-3-2	6
Tuesday	8	5-1-2	12
Wednesday	17	10-7-0	20
Thursday	9	4-3-2	10
Friday	18	7-7-4	18
Saturday	18	9-7-2	20

2008-09 SEASON

DAY	NO.	RECORD	PTS
Sunday	1	0-1-0	0
Monday	9	4-4-1	9
Tuesday	8	4-4-0	8
Wednesday	14	8-5-1	17
Thursday	9	5-3-1	11
Friday	16	10-5-1	21
Saturday	24	10-9-5	25

2009-10 SEASON

DAY	NO.	RECORD	PTS
Sunday	5	4-1-0	8
Monday	8	5-3-0	10
Tuesday	7	3-3-1	7
Wednesday	16	10-6-0	20
Thursday	8	4-2-2	10
Friday	15	10-4-1	21
Saturday	23	9-8-6	24

2010-11 SEASON

DAY	NO.	RECORD	PTS
Sunday	7	4-1-2	10
Monday	3	1-2-0	2
Tuesday	16	9-5-2	20
Wednesday	10	5-4-1	11
Thursday	9	6-1-2	14
Friday	15	7-7-1	15
Saturday	22	11-9-2	24

2011-12 SEASON

DAY	NO.	RECORD	PTS
Sunday	1	1-0-0	2
Monday	6	4-2-0	8
Tuesday	14	8-5-1	17
Wednesday	12	4-4-4	12
Thursday	8	3-5-0	6
Friday	17	10-6-1	22
Saturday	24	9-10-5	23

2012-13 SEASON

DAY	NO.	RECORD	PTS
Sunday	11	3-7-1	7
Monday	2	1-1-0	2
Tuesday	12	5-6-1	11
Wednesday	1	1-0-0	2
Thursday	9	4-3-2	10
Friday	5	3-2-0	6
Saturday	8	4-2-2	10

2013-14 SEASON

DAY	NO.	RECORD	PTS
Sunday	8	2-5-1	5
Monday	6	1-5-0	2
Tuesday	17	7-8-2	16
Wednesday	6	1-4-1	3
Thursday	19	4-14-1	9
Friday	9	4-4-1	9
Saturday	17	2-11-4	8

2014-15 SEASON

DAY	NO.	RECORD	PTS
Sunday	6	1-3-2	4
Monday	7	3-3-1	7
Tuesday	17	7-9-1	15
Wednesday	6	1-3-2	4
Thursday	13	3-8-2	8
Friday	11	1-10-0	2
Saturday	22	7-15-0	14

RECORD BY MONTH

2001-02 SEASON

MONTH	NO.	RECORD	PTS
October	13	5-7-1	11
November	14	6-7-1	13
December	13	4-7-2	10
January	13	7-5-1	15
February	5	1-2-2	4
March	17	8-7-2	18
April	7	4-1-2	10

2002-03 SEASON

MONTH	NO.	RECORD	PTS
October	10	3-5-2	8
November	13	1-10-2	4
December	14	4-9-1	9
January	13	7-4-2	16
February	13	4-8-1	9
March	16	7-8-1	15
April	3	1-1-1	3

2003-04 SEASON

MONTH	NO.	RECORD	PTS
October	11	6-5-0	12
November	14	5-7-2	12
December	13	4-8-1	9
January	16	8-6-2	18
February	11	5-5-1	11
March	15	9-5-1	19
April	2	0-2-0	0

2005-06 SEASON

MONTH	NO.	RECORD	PTS
October	11	7-4-0	14
November	14	8-5-1	17
December	14	11-2-1	23
January	11	6-4-1	13
February	6	4-0-2	10
March	17	9-7-1	19
April	9	7-2-0	14

2006-07 SEASON

MONTH	NO.	RECORD	PTS
October	11	10-0-1	21
November	13	9-3-1	19
December	14	9-4-1	19
January	14	6-7-1	13
February	11	8-2-1	17
March	15	8-5-2	18
April	4	3-1-0	6

2007-08 SEASON

MONTH	NO.	RECORD	PTS
October	10	5-5-0	10
November	13	6-6-1	13
December	14	8-5-1	17
January	13	4-5-4	12
February	15	8-4-3	19
March	14	6-5-3	15
April	3	2-1-0	4

2008-09 SEASON

MONTH	NO.	RECORD	PTS
October	10	6-2-2	14
November	13	5-7-1	11
December	14	6-6-2	14
January	13	9-4-0	18
February	13	5-6-2	12
March	12	6-5-1	13
April	7	4-2-1	9

2009-10 SEASON

MONTH	NO.	RECORD	PTS
October	11	8-2-1	17
November	13	7-5-1	15
December	15	9-4-2	20
January	14	8-3-3	19
February	7	1-4-2	4
March	16	10-5-1	21
April	6	2-4-0	4

2010-11 SEASON

MONTH	NO.	RECORD	PTS
October	12	3-7-2	8
November	13	6-6-1	13
December	12	6-5-1	13
January	12	8-3-1	17
February	12	6-4-2	22
March	16	10-4-2	22
April	5	4-0-1	9

2011-12 SEASON

MONTH	NO.	RECORD	PTS
October	10	6-4-0	12
November	134	7-6-1	15
December	14	4-7-3	11
January	12	4-7-1	9
February	13	7-3-3	17
March	16	10-4-2	22
April	3	1-1-1	3

2012-13 SEASON

MONTH	NO.	RECORD	PTS
October			
November			
December			
January	7	3-3-1	7
February	14	5-9-0	10
March	15	5-5-5	15
April	12	8-4-0	16

2013-14 SEASON

MONTH	NO.	RECORD	PTS
October	15	2-12-1	5
November	13	4-8-1	9
December	12	5-5-2	12
January	13	4-5-4	12
February	7	3-4-0	6
March	14	2-11-1	5
April	8	1-6-1	3

2014-15 SEASON

MONTH	NO.	RECORD	PTS
October	11	2-8-1	5
November	13	6-6-1	13
December	14	6-7-1	13
January	12	0-12-0	0
February	13	5-6-2	12
March	13	2-8-3	7
April	6	2-4-0	4

BEST AND WORST RECORDS BY MONTH

MONTH	BEST (YEAR)	WORST (YEAR)
October	10-0-1, 21 pts. (2006)	1-7-2, 4 pts. (1986)
November	12-1-3, 27 pts (1974)	1-10-2, 4 pts. (2002)
December	11-2-1, 23 pts. (2005)	3-8-2, 8 pts. (1970)
January	11-0-2, 24 pts. (1984)	0-12-0, 0 pts. (2015)
February	10-4-0, 20 pts. (1977) 9-2-2, 20 pts. (1978)	4-10-1, 9 pts. (1971) 3-6-3, 9 pts. (1972) 3-4-0, 6 pts. (2014)** 1-4-2, 4 pts. (2010)**
March	10-3-4, 24 pts. (1979)	2-11-1, 5 pts. (1996)
April	8-4-0, 16 pts. (2013)* 6-7-2, 14 pts. (1995)* 7-2-0, 14 pts. (2006)	0-1-0, 0 pts. (1983) 0-7-0, 0 pts. (1993) 0-2-0, 0 pts. (2004)
May	2-0-0, 4 pts. (1995)*	1-6-1, 3 pts. (2014)

* Schedule affected by shortened season (48 games) ** Schedule affected by Olympics

THE LAST TIME THE SABRES...

RECORDED A HAT TRICK:
HOME: 4/5/2011 vs. Tampa Bay (Thomas Vanek)
ROAD: 1/31/2013 at Boston (Thomas Vanek)

SCORED TWO HAT TRICKS IN ONE GAME:
1/18/2008 vs. Atlanta (Drew Stafford & Derek Roy)

HAD A FOUR-GOAL GAME:
4/10/2010 at Ottawa (Thomas Vanek)
HAD A FIVE-GOAL GAME:
2/6/1986 at Boston (Dave Andreychuk)

ALLOWED A HAT TRICK:
HOME: 4/19/2013 vs. NY Rangers (Brad Richards)
ROAD: 1/18/2015 at Detroit (Henrik Zetterberg)
ALLOWED TWO HAT TRICKS IN ONE GAME:
11/22/1987 vs. Los Angeles (Bernie Nicholls & Bob Carpenter)

ALLOWED TWO FOUR-GOAL GAMES IN ONE GAME:
11/2/2005 vs. Ottawa (Alfredsson & Havlat)

ALLOWED A FIVE-GOAL GAME:
(Has never happened)

WON A HOME GAME IN OVERTIME:
12/13/2014 vs. Florida (Nikita Zadorov)
LOST A HOME GAME IN OVERTIME:
3/26/2015 vs. Arizona (Sam Gagner)

WON A ROAD GAME IN OVERTIME:
3/20/2013 at Montreal (Steve Ott)
LOST A ROAD GAME IN OVERTIME:
12/21/2014 at Boston (Loui Eriksson)

WON A HOME GAME IN A SHOOTOUT:
12/27/2014 vs. New York Islanders (Tyler Ennis)
LOST A HOME GAME IN A SHOOTOUT:
3/16/2015 vs. Washington Capitals (Evgeny Kuznetsov)

WON A ROAD GAME IN A SHOOTOUT:
3/17/2015 at Boston (Tyler Ennis)
LOST A ROAD GAME IN A SHOOTOUT:
3/11/2015 at Toronto (Tyler Bozak)

SHUT OUT AN OPPONENT AT HOME:
12/9/2014 vs. Los Angeles (Jhonas Enroth, 34 saves)
SHUT OUT OPPONENT ON THE ROAD:
3/1/2012 at San Jose (Ryan Miller, 39 saves)

WERE SHUT OUT AT HOME:
4/11/2015 vs. Pittsburgh Penguins (Marc-Andre Fleury, 28 saves)
WERE SHUT OUT ON THE ROAD:
4/4/2015 at New York Islanders (Jaroslav Halak, 21 saves)

HAD TWO STRAIGHT SHUTOUTS:
2/29/2012 at Anaheim (Ryan Miller, 43 saves)
3/1/2012 at San Jose (Ryan Miller, 39 saves)

THE LAST TIME THE SABRES...

WERE SHUT OUT IN TWO STRAIGHT GAMES:
10/17/2014 vs. Florida (Roberto Luongo, 26 saves)
10/18/2014 vs. Boston (Niklas Svedberg, 32 saves)

WON A 1-0 GAME AT HOME:
12/9/2014 vs. Los Angeles (Jhonas Enroth)
WON A 1-0 GAME ON THE ROAD:
3/1/2012 at San Jose (Ryan Miller)

LOST A 1-0 GAME AT HOME:
10/17/2014 vs. Florida (Roberto Luongo, 26 saves)
LOST A 1-0 GAME ON THE ROAD:
11/30/2013 at New Jersey (Cory Schneider)

WON BY FIVE OR MORE GOALS:
HOME: 2/8/2012 (6-0 vs. Boston)
ROAD: 10/23/2010 (6-1 at New Jersey)
LOST BY FIVE OR MORE GOALS:
HOME: 1/15/2015 (7-0 vs. Minnesota)
ROAD: 1/3/2015 (6-1 at New York Rangers)

WON A ROAD GAME IN A SHOOTOUT:
3/17/2015 at Boston (Tyler Ennis)
LOST A ROAD GAME IN A SHOOTOUT:
3/11/2015 at Toronto (Tyler Bozak)

SCORED 10 OR MORE GOALS AT HOME:
1/18/2008 vs. Atlanta (10-1)
SCORED 10 OR MORE GOALS ON THE ROAD:
1/28/2009 at Edmonton (10-2)

ALLOWED 10 OR MORE GOALS AT HOME:
11/2/2005 vs. Ottawa (10-4)
ALLOWED 10 OR MORE GOALS ON THE ROAD:
3/12/1988 at Calgary (10-4)

RECORDED 20 OR MORE SHOTS IN A PERIOD:
3/15/2011 vs. Carolina (22-1st)
ALLOWED 20 OR MORE SHOTS IN A PERIOD:
4/6/2015 vs. Carolina (23- 1st)

SCORED FIVE GOALS IN A PERIOD:
HOME: 11/28/2009 vs. Carolina (3rd)
ROAD: 10/21/2009 at Florida (1st)

RECORDED 50 OR MORE SHOTS:
10/13/2007 vs. Washington (53)
ALLOWED 50 OR MORE SHOTS:
4/6/2015 vs. Carolina (52)

SCORED A SHORTHANDED GOAL:
3/30/2015 at Arizona (Brian Gionta)
SCORED A GOAL WHILE TWO MEN SHORT:
1/30/1990 at Quebec (Phil Housley)

THE LAST TIME THE SABRES...

SCORED TWO SHORTHANDED GOALS IN ONE GAME:
1/25/2014 at Columbus (Christian Ehrhoff & Marcus Foligno)
SCORED THREE SHORTHANDED GOALS IN ONE GAME:
3/19/1998 vs. Florida (Michael Peca & Alexei Zhitnik [2])

ALLOWED A SHORTHANDED GOAL:
1/15/2015 vs. Minnesota (Kyle Brodziak)
ALLOWED A SHORTHANDED GOAL WITH A TWO-MAN ADVANTAGE:
10/20/2006 vs. Carolina (Mike Commodore)
ALLOWED TWO SHORTHANDED GOALS IN ONE GAME:
12/10/2011 vs. New York Rangers (Carl Hagelin & Ryan Callahan)
ALLOWED THREE SHORTHANDED GOALS IN ONE GAME:
(Has never happened)

SCORED AN EMPTY NET GOAL:
HOME: 2/26/2015 vs. Vancouver (Brian Gionta)
ROAD: 3/30/2015 at Arizona (Rasmus Ristolainen)

ALLOWED AN EMPTY NET GOAL:
HOME: 3/14/2015 vs. New York Rangers (Martin St. Louis)
ROAD: 4/10/2015 at Columbus (Boone Jenner)

SCORED ON A PENALTY SHOT:
3/13/2014 at Carolina (Tyler Ennis on Cam Ward)
WERE UNSUCCESSFUL ON A PENALTY SHOT:
1/15/2014 at Toronto (Zemgus Girgensons on James Reimer)
ALLOWED A GOAL ON A PENALTY SHOT:
10/13/2014 vs. Anaheim (Ryan Kesler on Michal Neuvirth)
STOPPED THE SHOOTER ON A PENALTY SHOT:
3/7/2015 at Washington (Alex Ovechkin on Anders Lindback)

THE LAST TIME LEADS & DEFICITS

LAST FOUR-POINT GAME:
12/16/2011 vs. Toronto, Thomas Vanek (2+2)
LAST FIVE-POINT GAME:
1/31/2013 at Boston, Thomas Vanek (3+2)
LAST SIX-POINT GAME:
2/10/1993 at Winnipeg, Pat LaFontaine (1+5)
THE SABRES TRAILED BY TWO GOALS AND WON:
April 1, 2015 vs. Toronto (4-3)

THE SABRES TRAILED BY THREE GOALS AND WON:
December 27, 2014 vs. N.Y. Islanders (4-3, SO)

THE SABRES TRAILED BY FOUR GOALS AND WON:
January 21, 1989 at Boston (6-5, OT)

THE SABRES TRAILED BY FIVE GOALS AND WON:
February, 25, 1983 vs. Boston (7-6)

THE SABRES LED BY TWO GOALS AND LOST:
March 6, 2015 at Ottawa (3-2)

THE SABRES LED BY THREE GOALS AND LOST:
January 18, 2015 at Detroit (6-4)

THE SABRES LED BY FOUR GOALS AND LOST:
March 12, 1988 at Calgary (10-4)

THE SABRES LED BY FIVE GOALS AND LOST:
(Has never happened)

SABRES STREAKS/LAST STREAK

SABRES LONGEST WINNING STREAKS

Games	Dates
10	10/4/06 to 10/26/06
10	1/4/84 to 1/23/84
9	12/11/76 to 12/29/76
9	11/24/79 to 12/13/79

Note: Sabres won 15 straight over two seasons – 4/8/06 to 10/26/06

SABRES LONGEST LOSING STREAKS

Games	Dates
14	12/29/14 to 1/30/15
8	1/25/03 to 2/13/03
7	3/7/14 to 3/18/14
7	12/4/03 to 12/19/03
7	12/20/02 to 12/31/02
7	11/3/02 to 11/19/02

SABRES LONGEST UNBEATEN STREAKS

Games	Dates
14	3/6/80 to 4/6/80
13	1/4/84 to 1/29/84
13	1/21/98 to 3/2/98

SABRES LONGEST WINLESS STREAKS

Games	Dates
14	12/29/14 to 1/30/15
12	11/23/91 to 12/20/91
12	10/25/02 to 11/19/02
10	11/7/71 to 12/1/71
10	12/26/07 to 1/16/08

MOST CONSECUTIVE TIES

Games	Dates
4	12/22/77 to 1/1/78
4	1/9/81 to 1/16/81
4	2/26/82 to 3/6/82
4	12/9/84 to 12/16/84

SABRES WINNING STREAKS

Games	Dates
5	3/19/12 to 3/27/12
6	12/27/09 to 1/8/10
7	12/4/06 to 12/19/06
8	3/3/06 to 3/16/06
9	11/24/79 to 12/13/79
10	10/4/06 to 10/26/06

SABRES LOSING STREAKS

Games	Dates
5	1/14/12 to 1/21/12
6	3/18/06 to 3/27/06
7	3/7/14 to 3/18/14
8	1/25/03 to 2/13/03
9	None
10+	12/29/14 to 1/30/15 (14 games)

SABRES UNBEATEN STREAKS

Games	Dates
6	1/24/12 to 2/10/12
7	2/23/11 to 3/6/11
8	11/29/98 to 12/18/98
9	3/12/12 to 3/27/12
10	12/23/84 to 1/12/85
11	12/15/77 to 1/11/78
12	1/29/97 to 2/23/97
13	1/21/98 to 3/2/98
14	3/6/80 to 4/6/80

SABRES WINLESS STREAKS

Games	Dates
6	3/22/97 to 4/2/97
7	2/28/15 to 3/16/15
8	12/4/03 to 12/23/03
9	None
10	12/26/07 to 1/16/08
11	None
12	11/23/91 to 12/20/91
13	None
14	12/29/14 to 1/30/15

Note: This column identifies the last streak of each exact corresponding number of games.

SABRES SEASON OPENERS

OPENER				HOME			ROAD		
SEASON	DATE	OPPONENT	SCORE	DATE	OPPONENT	SCORE	DATE	OPPONENT	SCORE
1970-71	10/10/70	at PIT	2-1	10/15/70	vs. MTL	0-3	10/10/70	at PIT	2-1
1971-72	10/10/71	vs. PIT	2-1	10/10/71	vs. PIT	2-1	10/12/71	at STL	1-4
1972-73	10/8/72	vs. ATL	5-3	10/8/72	vs. ATL	5-3	10/14/72	at ATL	1-1
1973-74	10/10/73	at TOR	4-7	10/14/73	vs. VAN	3-1	10/10/73	at TOR	4-7
1974-75	10/10/74	vs. BOS	9-5	10/10/74	vs. BOS	9-5	10/12/74	at PHI	1-6
1975-76	10/9/75	vs. DET	4-0	10/9/75	vs. DET	4-0	10/18/75	at STL	5-3
1976-77	10/9/76	at DET	0-4	10/10/76	vs. MTL	3-1	10/9/76	at DET	0-4
1977-78	10/13/77	vs. NYI	3-2	10/13/77	vs. NYI	3-2	10/15/77	at TOR	5-2
1978-79	10/12/78	vs. NYI	2-2	10/12/78	vs. NYI	2-2	10/14/78	at MIN	5-2
1979-80	10/11/79	vs. WSH	6-3	10/11/79	vs. WSH	6-3	10/13/79	at NYI	5-2
1980-81	10/9/80	at CHI	3-4	10/12/80	vs. HFD	3-3	10/9/80	at CHI	3-4
1981-82	10/7/81	vs. WSH	5-3	10/7/81	vs. WSH	5-3	10/10/81	at MTL	0-9
1982-83	10/6/82	vs. QUE	4-6	10/6/82	vs. QUE	4-6	10/9/82	at QUE	4-6
1983-84	10/5/83	vs. HFD	5-3	10/5/83	vs. HFD	5-3	10/8/83	at QUE	2-9
1984-85	10/11/84	vs. MTL	4-3	10/11/84	vs. MTL	4-3	10/13/84	at TOR	3-4*
1985-86	10/10/85	vs. HFD	4-5	10/10/85	vs. HFD	4-5	10/12/85	at MIN	6-2
1986-87	10/9/86	at WPG	2-3	10/12/86	vs. CGY	2-4	10/9/86	at WPG	2-3
1987-88	10/8/87	vs. MIN	2-2*	10/8/87	vs. MIN	2-2*	10/10/87	at MTL	3-6
1988-89	10/6/88	vs. MTL	3-2	10/6/88	vs. MTL	3-2	10/8/88	at WSH	2-6
1989-90	10/5/89	vs. QUE	4-3	10/5/89	vs. QUE	4-3	10/7/89	at MTL	1-5
1990-91	10/4/90	vs. MTL	3-3*	10/4/90	vs. MTL	3-3*	10/6/90	at MTL	5-6
1991-92	10/4/91	vs. PIT	4-5	10/4/91	vs. PIT	4-5	10/5/91	at WSH	1-3
1992-93	10/8/92	vs. QUE	4-5	10/8/92	vs. QUE	4-5	10/10/92	at HFD	5-2
1993-94	10/7/93	at BOS	5-3	10/10/93	vs. HFD	2-3	10/7/93	at BOS	5-3
1994-95	1/20/95	at NYR	2-1	1/25/95	vs. NJD	2-1	1/20/95	at NYR	2-1
1995-96	10/7/95	at OTT	3-1	10/13/95	vs. ANA	1-4	10/7/95	at OTT	3-1
1996-97	10/4/96	at EDM	3-4	10/12/96	vs. DET	1-6	10/4/96	at EDM	3-4
1997-98	10/1/97	at STL	3-1	10/7/97	vs. DAL	2-4	10/1/97	at STL	3-1
1998-99	10/10/98	at DAL	1-4	10/16/98	vs. FLA	2-2*	10/10/98	at DAL	1-4
1999-00	10/2/99	at DET	0-2	10/8/99	vs. WSH	2-3	10/2/99	at DET	0-2
2000-01	10/5/00	vs. CHI	4-2	10/5/00	vs. CHI	4-2	10/13/00	at EDM	2-3
2001-02	10/4/01	vs. ATL	1-2	10/4/01	vs. ATL	1-2	10/7/01	at NYR	4-5*
2002-03	10/10/02	vs. NYI	5-1	10/10/02	vs. NYI	5-1	10/12/02	at MTL	6-1
2003-04	10/9/03	at PHI	0-2	10/11/03	vs. NYI	0-6	10/9/03	at PHI	0-2
2005-06	10/5/05	vs. NYI	6-4	10/5/05	vs. NYI	6-4	10/8/05	at OTT	0-5
2006-07	10/4/06	at CAR	3-2**	10/6/06	vs. MTL	5-4**	10/4/06	at CAR	3-2**
2007-08	10/5/07	vs. NYI	4-6	10/5/07	vs. NYI	4-6	10/6/07	at NYI	2-3
2008-09	10/10/08	vs. MTL	2-1**	10/10/08	vs. MTL	2-1**	10/13/08	at NYI	7-1
2009-10	10/3/09	vs. MTL	1-2 *	10/3/09	vs. MTL	1-2 *	10/10/09	at NSH	1-0
2010-11	10/8/10	at OTT	2-1	10/9/10	vs. NYR	3-6	10/8/10	at OTT	2-1
2011-12	10/7/11	vs. ANA	4-1	10/7/11	vs. ANA	4-1	10/8/11	at LAK	4-2
2012-13	1/20/13	vs. PHI	5-2	1/20/13	vs. PHI	5-2	1/21/13	at TOR	2-1
2013-14	10/2/13	at DET	1-2	10/4/13	vs. OTT	0-1	10/2/13	at DET	1-2
2014-15	10/9/14	vs. CBJ	1-3	10/9/14	vs. CBJ	1-3	10/11/14	at CHI	2-6

The Sabres are 24-16-4 in opening games (17-7-4 at home and 7-9-0 on the road). The club is 21-17-6 in home openers and 18-25-1 in road openers.
**Game decided in overtime **Game decided in shootout*

SABRES RECORD BY SEASON

	PRESEASON			REGULAR SEASON							PLAYOFFS	
SEASON	W	L	OTL/T	GP	W	L	OTL/T	GF	GA	PTS	W	L
1970-71	1	4	4	78	24	39	15	217	291	63	–	–
1971-72	3	1	5	78	16	43	19	203	289	51	–	–
1972-73	4	2	2	78	37	27	14	257	219	88	2	4
1973-74	0	6	2	78	32	34	12	242	250	76	–	–
1974-75	4	4	0	80	49	16	15	354	240	113	10	7
1975-76	3	6	0	80	46	21	13	339	240	105	4	5
1976-77	4	5	1	80	48	24	8	301	220	104	2	4
1977-78	3	3	4	80	44	19	17	288	215	105	3	5
1978-79	5	6	0	80	36	28	16	280	263	88	1	2
1979-80	3	6	2	80	47	17	16	318	201	110	9	5
1980-81	4	5	2	80	39	20	21	327	250	99	4	4
1981-82	2	5	3	80	39	26	15	307	273	93	1	3
1982-83	5	2	4	80	38	29	13	318	285	89	6	4
1983-84	2	8	0	80	48	25	7	315	257	103	0	3
1984-85	5	2	2	80	38	28	14	290	237	90	2	3
1985-86	3	3	2	80	37	37	6	296	291	80	–	–
1986-87	4	5	0	80	28	44	8	280	308	64	–	–
1987-88	7	2	0	80	37	32	11	283	305	85	2	4
1988-89	7	0	1	80	38	35	7	291	299	83	1	4
1989-90	4	3	2	80	45	27	8	286	248	98	2	4
1990-91	2	4	2	80	31	30	19	292	278	81	2	4
1991-92	3	5	1	80	31	37	12	289	299	74	3	4
1992-93	5	4	0	84	38	36	10	335	297	86	4	4
1993-94	1	6	0	84	43	32	9	282	218	95	3	4
1994-95	2	4	1	48	22	19	7	130	119	51	1	4
1995-96	4	4	0	82	33	42	7	247	262	73	–	–
1996-97	3	4	1	82	40	30	12	237	208	92	5	7
1997-98	0	6	2	82	36	29	17	211	187	89	10	5
1998-99	2	6	0	82	37	28	17	207	175	91	14	7
1999-00	2	4	1	82	35	36	11	213	204	85	1	4
2000-01	7	1	0	82	46	31	5	218	184	98	7	6
2001-02	2	4	0	82	35	36	11	213	200	82	–	–
2002-03	4	2	1	82	27	45	10	190	219	72	–	–
2003-04	3	4	1	82	37	34	11	220	221	85	–	–
2005-06	6	2	0	82	52	24	6	281	239	110	11	7
2006-07	4	1	0	82	53	22	7	308	242	113	9	7
2007-08	4	2	0	82	39	31	12	255	242	90	–	–
2008-09	2	4	1	82	41	32	9	250	234	91	–	–
2009-10	4	1	1	82	45	27	10	235	207	100	2	4
2010-11	4	2	0	82	43	29	10	245	229	96	3	4
2011-12	4	2	0	82	39	32	11	218	230	89	–	–
2012-13	–	–	–	48	21	21	6	125	143	48	–	–
2013-14	4	2	1	82	21	51	10	157	248	52	–	–
2014-15	2	3	1	82	23	51	8	161	274	54	–	–
TOTALS	147	155	50	3492	1634	1360	498	11,311	10,540	3,784	124	132

REGULAR-SEASON OT GOALS

1970-1993

DATE	OPPONENT	SCORER	SCORE	TIME
Oct. 26, 1983	at Detroit	Steve Yzerman	6-5 DET	4:38
Nov. 16, 1983	**at Winnipeg**	**Mike Ramsey**	**6-5 BUF**	**0:17**
Feb. 8, 1984	**at Pittsburgh**	**Dave Andreychuk**	**6-5 BUF**	**0:31**
Feb. 17, 1984	**Minnesota**	**Dave Andreychuk**	**5-4 BUF**	**1:31**
Feb. 21, 1984	**at Philadelphia**	**Phil Housley**	**5-4 BUF**	**4:09**
Mar. 11, 1984	**Hartford**	**Mike Foligno**	**4-3 BUF**	**1:53**
Oct. 13, 1984	at Toronto	Jim Benning	4-3 TOR	2:41
Feb. 15, 1985	Montreal	Mats Naslund	4-3 MTL	2:31
Mar. 24, 1985	Boston	Dave Reid	4-3 BOS	0:56
Nov. 30, 1985	at Toronto	Steve Thomas	3-2 TOR	0:26
Jan. 17, 1986	**Montreal**	**Gates Orlando**	**5-4 BUF**	**1:11**
Mar. 11, 1986	at St. Louis	Charlie Bourgeois	3-2 STL	2:04
Oct. 22, 1986	at Pittsburgh	Randy Cunneyworth	5-4 PIT	2:30
Nov. 12, 1986	N.Y. Rangers	Walt Poddubny	2-1 NYR	2:01
Dec. 20, 1986	at Toronto	Steve Thomas	5-4 TOR	4:55
Jan. 8, 1987	at Minnesota	Brian Bellows	5-4 MIN	1:05
Jan. 18, 1987	**Edmonton**	**Scott Arniel**	**6-5 BUF**	**1:49**
Feb. 14, 1988	Chicago	Steve Thomas	4-3 CHI	3:48
Oct. 9, 1988	at Philadelphia	Ron Sutter	4-3 PHI	2:44
Nov. 13, 1988	Edmonton	Esa Tikkanen	5-4 EDM	3:25
Nov. 25, 1988	**Chicago**	**Phil Housley**	**5-4 BUF**	**3:15**
Dec. 3, 1988	at Montreal	Guy Carbonneau	3-2 MTL	4:22
Jan. 4, 1989	Hartford	Brian Lawton	5-4 HFD	3:19
Jan. 21, 1989	**at Boston**	**Pierre Turgeon**	**6-5 BUF**	**3:58**
Oct. 27, 1989	**Toronto**	**Pierre Turgeon**	**6-5 BUF**	**2:30**
Dec. 7, 1989	at Philadelphia	Ron Sutter	4-3 PHI	0:24
Dec. 29, 1989	Boston	Craig Janney	4-3 BOS	1:33
Feb. 20, 1990	**at Winnipeg**	**Mike Hartman**	**4-3 BUF**	**2:06**
Mar. 14, 1990	Los Angeles	Bob Kudelski	6-5 LAK	1:25
Mar. 18, 1990	**Winnipeg**	**Phil Housley**	**4-3 BUF**	**2:03**
Mar. 31, 1990	**at Pittsburgh**	**Uwe Krupp**	**3-2 BUF**	**1:00**
Nov. 23, 1990	**Edmonton**	**Benoit Hogue**	**3-2 BUF**	**0:34**
Dec. 7, 1990	Hartford	Scott Young	4-3 HFD	0:53
Dec. 18, 1990	**at Hartford**	**Dave Andreychuk**	**4-3 BUF**	**1:07**
Feb. 6, 1991	St. Louis	Brett Hull	5-4 STL	4:15
Mar. 20, 1991	**Montreal**	**Dave Andreychuk**	**3-2 BUF**	**1:14**
Nov. 8, 1991	**Philadelphia**	**Donald Audette**	**4-3 BUF**	**1:29**
Nov. 29, 1991	N.Y. Rangers	Mark Messier	5-4 NYR	0:43
Jan. 23, 1992	**at Pittsburgh**	**Donald Audette**	**5-4 BUF**	**4:15**
Mar. 28, 1992	at Boston	Steve Heinze	4-3 BOS	3:59
Oct. 16, 1992	**Tampa Bay**	**Bob Sweeney**	**5-4 BUF**	**2:30**
Nov. 2, 1992	at N.Y. Rangers	Darren Turcotte	7-6 NYR	0:58
Jan. 3, 1993	**St. Louis**	**Brad May**	**6-5 BUF**	**1:20**
Jan. 17, 1993	at Edmonton	Zdeno Ciger	3-2 EDM	0:25
Jan. 19, 1993	**at Calgary**	**Yuri Khmylev**	**3-2 BUF**	**2:07**
Jan. 26, 1993	**at Philadelphia**	**Bob Sweeney**	**4-3 BUF**	**2:23**
Jan. 31, 1993	Edmonton	Kelly Buchberger	5-4 EDM	0:46
Apr. 13, 1993	Montreal	Brian Bellows	3-2 MTL	3:50

REGULAR-SEASON OT GOALS

1993-2001

DATE	OPPONENT	SCORER	SCORE	TIME
Dec. 2, 1993	at Florida	Jesse Belanger	2-1 FLA	0:23
Dec. 26, 1993	at NY Islanders	Benoit Hogue	4-3 NYI	2:28
Jan. 7, 1994	Pittsburgh	Ron Francis	4-3 PIT	4:54
Mar. 30, 1994	Tampa Bay	Brian Bradley	3-2 TBL	3:52
Mar. 14, 1995	**at Florida**	**Yuri Khmylev**	**2-1 BUF**	**0:54**
Mar. 18, 1995	at Ottawa	Troy Murray	4-3 OTT	3:42
Dec. 22, 1995	Boston	Ted Donato	3-2 BOS	1:37
Jan. 13, 1996	at Edmonton	Doug Weight	5-4 EDM	4:48
Jan. 30, 1996	at NY Islanders	Mathieu Schneider	5-4 NYI	2:19
Feb. 7, 1996	**Boston**	**Derek Plante**	**2-1 BUF**	**0:24**
Feb. 17, 1996	at Hartford	Geoff Sanderson	2-1 HFD	1:49
Feb. 28, 1996	**at Ottawa**	**Derek Plante**	**3-2 BUF**	**4:36**
Mar. 8, 1996	at Anaheim	Paul Kariya	3-2 ANA	2:03
Mar. 29, 1996	Philadelphia	Bob Corkum	6-5 PHI	3:50
Nov. 9, 1996	at Hartford	Curtis Leschyshyn	4-3 HFD	4:55
Nov. 11, 1996	**Florida**	**Donald Audette**	**3-2 BUF**	**4:01**
Nov. 23, 1996	**at Boston**	**Michal Grosek**	**3-2 BUF**	**2:39**
Dec. 4, 1996	Vancouver	Mike Sillinger	7-6 VAN	3:38
Dec. 11, 1996	**at Montreal**	**Dixon Ward**	**3-2 BUF**	**2:42**
Jan. 12, 1997	**at Phoenix**	**Jason Dawe**	**3-2 BUF**	**0:10**
Mar. 11, 1997	**Philadelphia**	**Michael Peca**	**3-2 BUF**	**0:42**
Mar. 26, 1997	NY Islanders	Bryan Berard	3-2 NYI	1:00
Mar. 28, 1997	at Detroit	Larry Murphy	2-1 DET	3:10
Oct. 31, 1997	**at Carolina**	**Jason Dawe**	**3-2 BUF**	**3:21**
Nov. 1, 1997	**at Florida**	**Dixon Ward**	**4-3 BUF**	**1:14**
Dec 12, 1997	**Carolina**	**Matthew Barnaby**	**3-2 BUF**	**4:45**
Apr. 15, 1998	at New Jersey	Scott Stevens	5-4 NJD	4:38
Dec. 30, 1998	at Ottawa	Andreas Dackell	3-2 OTT	2:24
Jan. 6, 1999	**at Anaheim**	**Michael Peca**	**3-2 BUF**	**0:29**
Feb. 17, 1999	Toronto	Mats Sundin	3-2 TOR	4:04
Mar. 19, 1999	**at NY Rangers**	**Miroslav Satan**	**3-2 BUF**	**1:18**
Mar. 28, 1999	**Pittsburgh**	**Dixon Ward**	**4-3 BUF**	**2:27**
Apr. 17, 1999	at Boston	Hal Gill	2-1 BOS	4:46
Oct. 29, 1999	**Florida**	**Geoff Sanderson**	**3-2 BUF**	**4:54**
Nov. 4, 1999	**at Chicago**	**Curtis Brown**	**5-4 BUF**	**1:14**
Nov. 28, 1999	**at Tampa Bay**	**Michal Grosek**	**3-2 BUF**	**2:26**
Dec. 8, 1999	at Toronto	Steve Thomas	3-2 TOR	1:05
Feb. 10, 2000	**at Nashville**	**Jason Woolley**	**2-1 BUF**	**4:08**
Feb. 12, 2000	at Philadelphia	John LeClair	3-2 PHI	2:28
Mar. 8, 2000	**Boston**	**Stu Barnes**	**2-1 BUF**	**1:54**
Mar. 15, 2000	at San Jose	Jeff Friesen	6-5 SJS	2:56
Apr. 7, 2000	Pittsburgh	Jaromir Jagr	2-1 PIT	0:13
Oct. 21, 2000	at Detroit	Brendan Shanahan	5-4 DET	4:28
Nov. 13, 2000	**Calgary**	**J.P. Dumont**	**3-2 BUF**	**1:29**
Feb. 7, 2001	**NY Islanders**	**Maxim Afinogenov**	**2-1 BUF**	**0:42**
Feb. 10, 2001	**at Ottawa**	**Maxim Afinogenov**	**2-1 BUF**	**1:52**
Mar. 3, 2001	**at Colorado**	**Stu Barnes**	**3-2 BUF**	**2:08**
Oct. 7, 2001	at NY Rangers	Brian Leetch	5-4 NYR	2:45
Dec. 14, 2001	Carolina	Stu Barnes	3-2 BUF	0:50

REGULAR-SEASON OT GOALS

2002-2009

DATE	OPPONENT	SCORER	SCORE	TIME
Jan. 27, 2002	**at Washington**	**Stu Barnes**	**3-2 BUF**	**1:30**
Feb. 8, 2002	**Ottawa**	**Jason Woolley**	**3-2 BUF**	**4:21**
Mar. 24, 2002	**at Ottawa**	**Erik Rasmussen**	**3-2 BUF**	**1:27**
Nov. 19, 2002	at New Jersey	Scott Niedermayer	4-3 NJD	1:23
Dec. 31, 2002	vs. NY Islanders	Jason Blake	1-0 NYI	1:36
Jan. 4, 2003	**at Ottawa**	**Ales Kotalik**	**2-1 BUF**	**4:19**
Jan. 25, 2003	at Ottawa	Daniel Alfredsson	4-3 OTT	2:22
Jan. 30, 2003	at St. Louis	Keith Tkachuk	2-1 STL	3:26
Feb. 17, 2003	at Atlanta	Patrik Stefan	4-3 ATL	3:54
Feb. 19, 2003	**vs. Montreal**	**Miroslav Satan**	**2-1 BUF**	**3:49**
Mar. 1, 2003	at NY Islanders	Jason Blake	2-1 NYI	2:42
Mar. 12, 2003	vs. Carolina	Craig Adams	3-2 CAR	3:41
Mar. 22, 2003	at Toronto	Bryan McCabe	3-2 TOR	0:36
Mar. 24, 2003	**vs. Colorado**	**Jochen Hecht**	**4-3 BUF**	**4:15**
Nov. 14, 2003	vs. Pittsburgh	Aleksey Morozov	2-1 PIT	3:09
Feb. 20, 2004	**vs. Tampa Bay**	**Daniel Briere**	**4-3 BUF**	**3:01**
Mar. 11, 2004	vs. Boston	Mike Knuble	3-2 BOS	1:15
Mar. 13, 2004	at Boston	Mike Knuble	3-2 BOS	4:54
Mar. 15, 2004	vs. Toronto	Tomas Kaberle	6-5 TOR	3:45
Mar. 17, 2004	**at Atlanta**	**Derek Roy**	**4-3 BUF**	**0:15**
Oct. 10, 2005	**vs. Pittsburgh**	**Jochen Hecht**	**3-2 BUF**	**4:39**
Dec. 1, 2005	**at Montreal**	**Brian Campbell**	**3-2 BUF**	**2:15**
Dec. 8, 2005	**vs. Anaheim**	**Maxim Afinogenov**	**3-2 BUF**	**2:11**
Dec. 16, 2005	**at Pittsburgh**	**Chris Drury**	**4-3 BUF**	**1:32**
Feb. 7, 2006	**at Montreal**	**Maxim Afinogenov**	**3-2 BUF**	**0:30**
Feb. 9, 2006	vs. Montreal	Alex Kovalev	3-2 MON	0:39
Apr. 5, 2006	**vs. Ottawa**	**Daniel Briere**	**5-4 BUF**	**4:13**
Nov. 5, 2006	**at NY Rangers**	**Daniel Briere**	**4-3 BUF**	**3:57**
Nov. 10, 2006	**vs. Florida**	**Thomas Vanek**	**5-4 BUF**	**0:19**
Nov. 11, 2006	**at Philadelphia**	**Daniel Briere**	**5-4 BUF**	**0:21**
Nov. 24, 2006	vs. Montreal	Sheldon Souray	2-1 MON	4:59
Nov. 26, 2006	**at NY Rangers**	**Chris Drury**	**3-2 BUF**	**1:36**
Dec. 23, 2006	at St. Louis	Bill Guerin	3-2 STL	1:35
Feb. 15, 2007	**vs. Edmonton**	**Daniel Briere**	**2-1 BUF**	**1:02**
Mar. 18, 2007	at Atlanta	Keith Tkachuk	4-3 ATL	4:22
Oct. 15, 2007	**vs. Toronto**	**Paul Gaustad**	**5-4 BUF**	**4:56**
Oct. 27, 2007	**at Tampa Bay**	**Thomas Vanek**	**4-3 BUF**	**4:19**
Nov. 1, 2007	at Boston	Marco Sturm	4-3 BOS	4:07
Nov. 7, 2007	**vs. Boston**	**Clarke MacArthur**	**2-1 BUF**	**3:16**
Feb. 20, 2008	**vs. Tampa Bay**	**Thomas Vanek**	**4-3 BUF**	**2:25**
Mar. 8, 2008	at Carolina	Scott Walker	4-3 CAR	2:50
Mar. 28, 2008	vs. Montreal	Chris Higgins	4-3 MTL	3:38
Mar. 30, 2008	**vs. Boston**	**Andrej Sekera**	**2-1 BUF**	**0:39**
Oct, 23, 2008	**at Minnesota**	**Derek Roy**	**4-3 BUF**	**0:44**
Nov. 7, 2008	vs. Atlanta	Jason Williams	5-4 ATL	0:48
Dec. 20, 2008	at Montreal	Alex Kovalev	4-3 MTL	4:35
Dec. 22, 2008	vs. Pittsburgh	Sidney Crosby	4-3 PIT	0:43
Apr. 1, 2009	at Atlanta	Ilya Kovalchuk	3-2 ATL	4:30
Apr. 3, 2009	**at Washington**	**Jason Pominville**	**5-4 BUF**	**1:51**

REGULAR-SEASON OT GOALS

2009-2015

DATE	OPPONENT	SCORER	SCORE	TIME
Nov. 20, 2009	vs. Boston	Patrice Bergeron	2-1 BOS	0:47
Dec. 21, 2009	**at Toronto**	**Derek Roy**	**3-2 BUF**	**3:35**
Jan. 1, 2010	**vs. Atlanta**	**Derek Roy**	**4-3 BUF**	**4:02**
Jan. 14, 2010	**at Atlanta**	**Derek Roy**	**2-1 BUF**	**2:27**
Feb. 11, 2010	at Carolina	Sergei Samsonov	4-3 CAR	1:47
Mar. 5, 2010	**vs. Philadelphia**	**Tim Connolly**	**3-2 BUF**	**2:31**
Mar. 7, 2010	**at NY Rangers**	**Patrick Kaleta**	**2-1 BUF**	**2:22**
Mar. 13, 2010	at Detroit	Brian Rafalski	3-2 DET	0:31
Oct. 13, 2010	vs. New Jersey	Ilya Kovalchuk	1-0 NJD	0:53
Oct. 29, 2010	at Atlanta	Dustin Byfuglien	4-3 ATL	4:31
Nov. 11, 2010	at NY Rangers	Artem Anisimov	3-2 NYR	1:32
Nov. 13, 2010	**vs. Washington**	**Thomas Vanek**	**3-2 BUF**	**4:00**
Nov. 15, 2010	**vs. Vancouver**	**Tyler Myers**	**4-3 BUF**	**4:37**
Dec. 7, 2010	at Boston	Mark Recchi	3-2 BOS	2:11
Jan. 2, 2011	at Colorado	David Jones	4-3 COL	4:17
Jan. 8, 2011	**at Phoenix**	**Drew Stafford**	**2-1 BUF**	**3:12**
Jan. 18, 2011	**vs. Montreal**	**Jason Pominville**	**2-1 BUF**	**1:09**
Jan. 25, 2011	**at Ottawa**	**Shaone Morrisonn**	**3-2 BUF**	**1:59**
Feb. 10, 2011	**at Florida**	**Tyler Myers**	**3-2 BUF**	**4:55**
Feb. 13, 2011	vs. NY Islanders	Michael Grabner	7-6 NYI	2:55
Mar. 3, 2011	at Carolina	Jamie McBain	3-2 CAR	0:26
Mar. 6, 2011	**at Minnesota**	**Drew Stafford**	**3-2 BUF**	**0:46**
Mar. 10, 2011	**at Boston**	**Brad Boyes**	**4-3 BUF**	**3:44**
Mar. 20, 2011	vs. Nashville	Martin Erat	4-3 NSH	0:27
Apr. 2, 2011	at Washington	Alex Ovechkin	5-4 WSH	3:19
Apr. 3, 2011	**at Carolina**	**Marc-Andre Gragnani**	**2-1 BUF**	**2:56**
Apr. 8, 2011	**vs. Philadelphia**	**Thomas Vanek**	**4-3 BUF**	**1:16**
Nov. 8, 2011	**vs. Winnipeg**	**Thomas Vanek**	**6-5 BUF**	**4:35**
Dec. 7, 2011	vs. Philadelphia	Claude Giroux	5-4 PHI	2:37
Dec. 9, 2011	**vs. Florida**	**Jason Pominville**	**2-1 BUF**	**2:19**
Dec. 13, 2011	vs. Ottawa	Jared Cowen	3-2 OTT	0:45
Jan. 7, 2012	vs. Winnipeg	Johnny Oduya	2-1 WPG	0:57
Feb. 25, 2012	at NY Rangers	Ryan Callahan	3-2 NYR	2:59
Mar. 7, 2012	**vs. Carolina**	**Jason Pominville**	**3-2 CAR**	**0:56**
Mar. 12, 2012	**vs. Montreal**	**Tyler Myers**	**3-2 BUF**	**2:01**
Apr. 3, 2012	**vs. Toronto**	**Derek Roy**	**6-5 BUF**	**3:29**
Jan. 29, 2013	vs. Toronto	Matt Frattin	4-3 TOR	4:58
Mar. 16, 2013	vs. Ottawa	Kyle Turris	4-3 OTT	3:54
Mar. 19, 2013	**at Montreal**	**Steve Ott**	**3-2 BUF**	**2:16**
Oct. 8, 2013	vs. Tampa Bay	Alex Killorn	3-2 TBL	1:50
Nov. 29, 2013	**vs. Toronto**	**Christian Ehrhoff**	**3-2 BUF**	**0:38**
Nov. 30, 2013	at New Jersey	Steve Bernier	1-0 NJD	4:19
Dec. 14, 2013	vs. Calgary	Matt Stajan	2-1 CGY	0:42
Dec. 23, 2013	**vs. Phoenix**	**Mark Pysyk**	**2-1 BUF**	**3:47**
Jan. 28, 2014	vs. Washington	Mike Green	5-4 WSH	1:00
Feb. 26, 2014	**vs. Boston**	**Matt D'Agostini**	**5-4 BUF**	**0:22**
Mar. 29, 2014	vs. Tampa Bay	Steven Stamkos	4-3TBL	1:53
Oct. 30, 2014	vs. Boston	Brad Marchand	3-2 BOS	1:20
Dec. 13, 2014	**vs. Florida**	**Nikita Zadorov**	**4-3 BUF**	**0:29**
Dec. 21, 2014	at Boston	Loui Eriksson	4-3 BOS	2:14
Mar. 26, 2015	vs. Arizona	Sam Gagner	4-3 ARI	0:56

All-Time Record in Overtime Decisions: 98-101

SABRES ALL-TIME HAT TRICKS

1970-1977

SEASON	NO.	PLAYER	OPPONENT	SCORE	DATE	PLACE	GOALIE(S)
1970-71 (6)	1.	Gilbert Perreault	California	4-2 W	1-29-71	California	Gary Smith
	2.	Eddie Shack	Los Angeles	5-2 W	2-4-71	Buffalo	Denis DeJordy
	3.	Gerry Meehan	Detroit	5-6 L	2-20-71	Detroit	Jim Rutherford
	4.	Steve Atkinson	Minnesota	5-2 W	2-28-71	Buffalo	Lorne Worsley (2) Gilles Gilbert (1)
	5.	Eddie Shack (2)	Boston	7-5 W	3-21-71	Boston	Ed Johnston
	6.	Eddie Shack (3)	Pittsburgh	6-4 W	3-31-71	Pittsburgh	Cam Newton
1971-72 (3)	7.	Rick Martin	Vancouver	4-4 T	10-30-71	Vancouver	George Gardner
	# 8.	Craig Ramsay	Minnesota	3-1 W	12-5-71	Buffalo	Cesare Maniago
	9.	Rick Martin (2)	California	4-4 T	1-2-72	Buffalo	Gilles Meloche
1972-73 (4)	*10.	Rick Martin (3)	Atlanta	7-2 W	10-22-72	Buffalo	Phil Myre
	11.	Rene Robert	Minnesota	6-8 L	12-2-72	Minnesota	Gilles Gilbert
	12.	Gerry Meehan (2)	Minnesota	6-8 L	12-2-72	Minnesota	Gilles Gilbert
	13.	Gerry Meehan (3)	Chicago	8-2 W	12-28-72	Buffalo	Gary Smith
1973-74 (6)	14.	Rick Martin (4)	California	3-2 W	10-31-73	Buffalo	Marv Edwards
	15.	Rick Dudley	N.Y. Rangers	8-4 W	12-6-73	Buffalo	Ed Giacomin (2) Gilles Villemure (1)
	16.	Jim Lorentz	Detroit	6-5 W	12-31-73	Detroit	Bill McKenzie
	17.	Rick Martin (5)	Pittsburgh	6-1 W	1-3-74	Buffalo	Jim Rutherford
	18.	Rick Martin (6)	Minnesota	5-2 W	3-17-74	Buffalo	Gump Worsley
	19.	Rick Martin (7)	St. Louis	5-2 W	4-7-74	Buffalo	Wayne Stephenson
1974-75 (8)	20.	Gilbert Perreault (2)	Boston	9-5 W	10-10-74	Buffalo	Gilles Gilbert
	21.	Rene Robert (2)	Montreal	8-6 W	11-13-74	Montreal	Ken Dryden
	*22.	Rick Martin (8)	Washington	5-3 W	12-3-74	Washington	John Adams
	23.	Gilbert Perreault (3)	Washington	9-2 W	12-5-74	Buffalo	John Adams
	# 24.	Don Luce	Washington	4-0 W	12-22-74	Washington	Ron Low
	25.	Craig Ramsay (2)	Washington	9-4 W	2-21-75	Washington	Ron Low
	26.	Rick Martin (9)	Toronto	11-3 W	3-16-75	Toronto	Gord McRae (2) Doug Favell (1)
	27.	Gilbert Perreault (4)	Toronto	11-3 W	3-16-75	Toronto	Gord McRae (2) Doug Favell (1)
1975-76 (14)	28.	Danny Gare	Toronto	8-3 W	10-12-75	Buffalo	Wayne Thomas
	29.	Rick Martin (10)	Washington	5-4 W	10-19-75	Buffalo	Ron Low
	# 30.	Rick Martin (11)	N.Y. Rangers	9-1 W	10-22-75	Buffalo	John Davidson
	31.	Rick Martin (12)	Minnesota	5-2 W	12-18-75	Buffalo	Pete LoPresti (2) Cesare Maniago (1)
	*32.	Rick Martin (13)	Washington	14-2 W	12-21-75	Buffalo	Ron Low (3) Bernie Wolfe (1)
	33.	Fred Stanfield	Washington	14-2 W	12-21-75	Buffalo	Ron Low (2) Bernie Wolfe (1)
	34.	Rick Martin (14)	Montreal	4-2 W	1-5-76	Montreal	Ken Dryden
	35.	Gilbert Perreault (5)	Vancouver	8-5 W	1-8-76	Buffalo	Gary Smith
	36.	Danny Gare (2)	California	9-5 W	2-1-76	California	Gary Simmons
	37.	Rick Martin (15)	Chicago	6-3 W	3-4-76	Buffalo	Tony Esposito
	38.	Gilbert Perreault (6)	Minnesota	8-2 W	3-14-76	Minnesota	Paul Harrison
	39.	Jim Lorentz (2)	Minnesota	8-2 W	3-14-76	Minnesota	Paul Harrison
	40.	Rick Martin (16)	Toronto	4-2 W	3-27-76	Toronto	Wayne Thomas
	41.	Danny Gare (3)	Toronto	5-2 W	4-4-76	Buffalo	Gord McRae
1976-77 (7)	42.	Rick Martin (17)	Vancouver	4-4 T	11-24-76	Buffalo	Cesare Maniago
	43.	Rick Martin (18)	N.Y. Rangers	7-2 W	12-16-76	Buffalo	Gilles Gratton

SABRES ALL-TIME HAT TRICKS

1977-1983

SEASON	NO.	PLAYER	OPPONENT	SCORE	DATE	PLACE	GOALIE(S)
1976-77 (7)	# 44.	Andre Savard	Cleveland	7-4 W	1-9-77	Buffalo	Gilles Meloche
	45.	Rene Robert (3)	Minnesota	6-2 W	2-13-77	Buffalo	Pete LoPresti
	# 46.	Rene Robert (4)	Toronto	7-2 W	2-14-77	Buffalo	Wayne Thomas
	47.	Jim Lorentz (3)	Chicago	6-3 W	3-2-77	Buffalo	Tony Esposito
	48.	Rene Robert (5)	St. Louis	7-3 W	4-3-77	Buffalo	Ed Staniowski
1977-78 (7)	49.	Danny Gare (4)	Colorado	7-5 W	10-20-77	Buffalo	Michel Plasse
	50.	Craig Ramsay (3)	Colorado	7-5 W	10-20-77	Buffalo	Michel Plasse (2) Doug Favell (1)
	51.	Gilbert Perreault (7)	St. Louis	7-4 W	11-6-77	Buffalo	Ed Staniowski (2) Empty Net (1)
	52.	Gilbert Perreault (8)	Washington	7-6 W	11-19-77	Washington	Bernie Wolfe
	53.	Gilbert Perreault (9)	Los Angeles	7-3 W	12-15-77	Los Angeles	Rogie Vachon
	54.	Gilbert Perreault (10)	Cleveland	3-6 L	1-12-78	Cleveland	Gary Edwards
	55.	Danny Gare (5)	Cleveland	13-3 W	2-25-78	Cleveland	Gilles Meloche (2) Gary Edwards (1)
1978-79 (6)	56.	Rick Martin (19)	St. Louis	7-7 T	10-28-78	St. Louis	Doug Grant (1) Phil Myre (2)
	57.	Jerry Korab	Minnesota	9-2 W	11-19-78	Buffalo	Gary Edwards (1) Pete LoPresti (2)
	58.	Andre Savard (2)	Minnesota	9-2 W	11-19-78	Buffalo	Pete LoPresti
	59.	Rick Martin (20)	Boston	9-2 W	3-28-79	Boston	Jim Pettie
	60.	Danny Gare (6)	Boston	9-3 W	4-5-79	Boston	Gerry Cheevers (2) Jim Pettie (1)
	61.	Jacques Richard	Colorado	5-5 T	4-8-79	Buffalo	Bill Oleschuk
1979-80 (3)	62.	Danny Gare (7)	Winnipeg	6-2 W	12-31-79	Buffalo	Lindsay Middlebrook
	63.	Danny Gare (8)	Pittsburgh	9-0 W	2-7-80	Buffalo	Greg Millen
	*64.	Rick Martin (21)	St. Louis	9-4 W	3-9-80	Buffalo	Ed Staniowski
1980-81 (9)	65.	Danny Gare (9)	Winnipeg	7-4 W	10-22-80	Buffalo	Markus Mattsson
	66.	Rick Dudley (2)	Pittsburgh	10-1 W	12-7-80	Buffalo	Greg Millen (1) Rob Holland (2)
	67.	Gilbert Perreault (11)	Quebec	6-5W	1-21-81	Quebec	Michel Plasse
	68.	Andre Savard (3)	Detroit	7-3 W	2-6-81	Buffalo	Gilles Gilbert
	69.	Ric Seiling	Washington	6-3 W	2-12-81	Buffalo	Dave Parro (2) Empty Net (1)
	70.	Danny Gare (10)	Philadelphia	8-4 W	3-8-81	Buffalo	Pete Peeters
	71.	Jim Schoenfeld	Winnipeg	5-2 W	3-13-81	Winnipeg	Michel Dion
	72.	Gilbert Perreault (12)	Toronto	14-4 W	3-19-81	Buffalo	Michel Larocque
	73.	Andre Savard (4)	Toronto	14-4 W	3-19-81	Buffalo	Michel Larocque (2) Jiri Crha (1)
1981-82 (8)	74.	Tony McKegney	Toronto	6-2 W	10-23-81	Buffalo	Michel Larocque
	# 75.	John Van Boxmeer	N.Y. Islanders	6-2 W	11-7-81	New York	Billy Smith
	76.	Lindy Ruff	N.Y. Islanders	5-2 W	11-29-81	Buffalo	Billy Smith
	77.	Tony McKegney (2)	Colorado	7-1 W	12-9-81	Buffalo	Glenn Resch
	78.	Gilbert Perreault (13)	Detroit	4-2 W	12-12-81	Detroit	Bob Sauve
	79.	Yvon Lambert	Toronto	8-2 W	1-15-82	Buffalo	Michel Larocque
	80.	Mike Foligno	Colorado	6-2 W	2-21-82	Buffalo	Glenn Resch
	81.	Gilbert Perreault (14)	Edmonton	3-6 L	2-24-82	Buffalo	Grant Fuhr
1982-83 (4)	82.	Gilbert Perreault (15)	Washington	9-2 W	10-16-82	Washington	Dave Parro (1) Pat Riggin (2)
	83.	Phil Housley	Winnipeg	5-2 W	1-23-83	Buffalo	Brian Hayward

SABRES ALL-TIME HAT TRICKS

1983-1992

SEASON	NO.	PLAYER	OPPONENT	SCORE	DATE	PLACE	GOALIE(S)
1982-83 (4)	# 84.	Paul Cyr	Boston	3-2 W	3-3-83	Boston	Pete Peeters
	85.	Hannu Virta	Montreal	6-4 W	3-19-83	Montreal	Rick Wamsley
1983-84 (6)	86.	Gilles Hamel	Winnipeg	5-2 W	10-23-83	Buffalo	Brian Hayward
	87.	Mike Foligno (2)	Calgary	11-2 W	11-13-83	Buffalo	Rejean Lemelin
	88.	Gilbert Perreault (16)	Calgary	11-2 W	11-13-83	Buffalo	Rejean Lemelin
	89.	Real Cloutier	Quebec	8-5 W	12-29-83	Buffalo	Brian Ford
	90.	Real Cloutier (2)	Winnipeg	9-4 W	1-4-84	Buffalo	Brian Hayward
	91.	John Tucker	Toronto	4-2 W	4-1-84	Buffalo	Bruce Dowie
1984-85 (3)	92.	Mike Foligno (3)	Quebec	5-4 W	10-19-84	Buffalo	Daniel Bouchard
	93.	Sean McKenna	Boston	3-3 T	12-5-84	Buffalo	Pete Peeters
	# 94.	Gilbert Perreault (17)	Calgary	6-1 W	2-9-85	Calgary	Rejean Lemelin (2) Don Edwards (1)
1985-86 (4)	# 95.	Gilbert Perreault (18)	Quebec	7-5 W	11-22-85	Buffalo	Mario Gosselin (2) Empty Net (1)
	*96.	Lindy Ruff (2)	Quebec	6-2 W	12-15-85	Buffalo	Clint Malarchuk
	97.	Mike Foligno (4)	N.Y. Islanders	4-3 W	12-29-85	Buffalo	Billy Smith
	**98.	Dave Andreychuk	Boston	8-6 W	2-6-86	Boston	Pat Riggin (1) Doug Keans (4)
1986-87 (1)	99.	Wilf Paiement	St. Louis	4-3 W	2-26-87	Buffalo	Rick Wamsley
1987-88 (6)	100.	Dave Andreychuk (2)	Quebec	6-3 W	12-3-87	Buffalo	Mario Brunetta
	101.	Dave Andreychuk (3)	Montreal	6-5 W	1-6-88	Montreal	Brian Hayward
	102.	Phil Housley (2)	New Jersey	7-3 W	1-22-88	Buffalo	Alain Chevrier
	103.	Dave Andreychuk (4)	N.Y. Islanders	4-6 L	2-6-88	N.Y. Islanders	Billy Smith
	104.	Ray Sheppard	Quebec	5-6 L	2-21-88	Buffalo	Mario Gosselin
	105.	Ray Sheppard (2)	Vancouver	7-5 W	3-13-88	Vancouver	Steve Weeks
1988-89 (3)	106.	Dave Andreychuk (5)	Pittsburgh	8-5 W	10-12-88	Buffalo	Wendell Young
	107.	Adam Creighton	N.Y. Rangers	6-4 W	11-2-88	Buffalo	Bob Froese
	108.	Mike Foligno (5)	Hartford	5-3 W	1-31-89	Hartford	Peter Sidorkiewicz
1989-90 (2)	109.	Pierre Turgeon	New Jersey	6-4 W	12-1-89	Buffalo	Chris Terreri (2) Sean Burke (1)
	110.	Dave Andreychuk (6)	Detroit	6-5 W	3-27-90	Detroit	Tim Cheveldae
1990-91 (3)	111.	Pierre Turgeon (2)	Hartford	5-0 W	10-28-90	Buffalo	Peter Sidorkiewicz
	112.	Dale Hawerchuk	Winnipeg	6-2 W	3-13-91	Winnipeg	Bob Essensa (2) Empty Net (1)
	113.	Alexander Mogilny	Washington	5-2 W	3-31-91	Buffalo	Don Beaupre
1991-92 (9)	114.	Pat LaFontaine	San Jose	7-1 W	11-12-91	San Jose	Arturs Irbe (1) Jeff Hackett (2)
	115.	Dave Andreychuk (7)	Boston	4-7 L	11-23-91	Boston	Matt Delguidice
	116.	Tony Tanti	Edmonton	4-4 T	12-20-91	Buffalo	Bill Ranford
	# 117.	Alexander Mogilny (2)	N.Y. Islanders	5-2 W	1-3-92	Buffalo	Glenn Healy (2) Steve Weeks (1)
	118.	Pat LaFontaine (2)	Edmonton	8-2 W	1-10-92	Buffalo	Bill Ranford
	119.	Pat LaFontaine (3)	Montreal	4-3 W	1-25-92	Montreal	Patrick Roy
	120.	Dale Hawerchuk (2)	San Jose	7-6 W	2-14-92	Buffalo	Jarmo Myllys
	121.	Pat LaFontaine (4)	New Jersey	5-4 W	3-6-92	Buffalo	Craig Billington
	*122.	Dave Andreychuk (8)	Los Angeles	8-2 W	3-19-92	Los Angeles	Kelly Hrudey (3) Steve Weeks (1)

SABRES ALL-TIME HAT TRICKS

1992-2006

SEASON	NO.	PLAYER	OPPONENT	SCORE	DATE	PLACE	GOALIE(S)
1992-93 (10)	123.	Alexander Mogilny (3)	Quebec	4-5 L	10-8-92	Buffalo	Ron Hextall
	*124.	Dave Andreychuk (9)	Hartford	8-2 W	11-13-92	Buffalo	Sean Burke (3) Frank Pietrangelo (1)
	125.	Alexander Mogilny (4)	Boston	5-2 W	12-9-92	Buffalo	Andy Moog
	# 126.	Alexander Mogilny (5)	Washington	4-1 W	12-23-92	Buffalo	Don Beaupre
	127.	Alexander Mogilny (6)	N.Y. Rangers	11-6 W	12-31-92	Buffalo	John Vanbiesbrouck (2) Mike Richter (1)
	128.	Yuri Khmylev	N.Y. Rangers	11-6 W	12-31-92	Buffalo	Mike Richter
	129.	Alexander Mogilny (7)	Ottawa	7-2 W	1-2-93	Ottawa	Daniel Berthiaume
	130.	Pat LaFontaine (5)	Calgary	5-3 W	1-10-93	Buffalo	Mike Vernon
	# *131.	Alexander Mogilny (8)	Winnipeg	6-2 W	2-10-93	Winnipeg	Bob Essensa
	*132.	Alexander Mogilny (9)	Detroit	10-7 W	2-24-93	Buffalo	Tim Cheveldae
1993-94 (2)	133.	Alexander Mogilny (10)	Winnipeg	6-0 W	11-19-93	Buffalo	Bob Essensa (2) Stefan Beauregard (1)
	# 134.	Derek Plante	Tampa Bay	3-0 W	12-1-93	Tampa Bay	Daren Puppa
1994-95 (1)	135.	Donald Audette	Ottawa	7-0 W	3-30-95	Buffalo	Craig Billington
1995-96 (3)	136.	Donald Audette (2)	San Jose	7-2 W	11-8-95	Buffalo	Wade Flaherty
	137.	Jason Dawe	Montreal	7-6 W	1-6-96	Montreal	Jocelyn Thibault
	138.	Pat LaFontaine (6)	Florida	6-1 W	2-25-96	Buffalo	John Vanbiesbrouck
1996-97 (2)	139.	Michal Grosek	Vancouver	6-7 L	12-4-96	Buffalo	Mike Fountain
	140.	Miroslav Satan	N.Y. Rangers	5-1 W	4-4-97	Buffalo	Glenn Healy
1997-98 (2)	# 141.	Jason Dawe (2)	Edmonton	4-4 T	11-10-97	Buffalo	Curtis Joseph
	# 142.	Miroslav Satan (2)	Washington	3-0 W	3-1-98	Washington	Olaf Kolzig (2) Empty Net (1)
1998-99 (2)	143.	Geoff Sanderson	Toronto	6-3 W	10-31-98	Toronto	Felix Potvin
	144.	Dixon Ward	N.Y. Rangers	4-2 W	11-25-98	Buffalo	Dan Cloutier
1999-00 (2)	145.	Miroslav Satan (3)	Ottawa	7-4 W	1-8-00	Ottawa	Ron Tugnutt
	146.	Michael Peca	N.Y. Rangers	3-6 L	2-25-00	Buffalo	Mike Richter
2000-01 (2)	# 147.	J.P. Dumont	Boston	3-0 W	12-12-00	Boston	Peter Skudra (2) Empty Net (1)
	148.	Steve Heinze	Vancouver	4-2 W	3-16-01	Buffalo	Bob Essensa
2001-02 (1)	149.	J.P. Dumont (2)	Florida	5-3 W	11-12-01	Florida	Roberto Luongo
2002-03 (3)	# 150.	Curtis Brown	Anaheim	4-0 W	12-4-02	Buffalo	Martin Gerber
	151.	Miroslav Satan (4)	NY Rangers	4-1 W	12-6-02	NY Rangers	Dan Blackurn
	152.	Taylor Pyatt	Montreal	4-1 W	3-28-03	Buffalo	Mathieu Garon
2003-04 (3)	153.	Maxim Afinogenov	Washington	7-1 W	12-31-03	Buffalo	Maxime Ouellet
	154.	Miroslav Satan (5)	Washington	7-1 W	12-31-03	Buffalo	Maxime Ouellet
	* 155.	Miroslav Satan (6)	Atlanta	7-2 W	2-16-04	Buffalo	Pasi Nurminen (1) Byron Dafoe (3)
2005-06 (5)	156.	Taylor Pyatt (2)	Washington	8-5 W	11-17-05	Buffalo	Brent Johnson
	157.	Jochen Hecht	Los Angeles	10-1 W	1-14-06	Buffalo	Mathieu Garon (1) Adam Hauser (2)
	158.	Jason Pominville	Los Angeles	10-1 W	1-14-06	Buffalo	Adam Hauser
	159.	Derek Roy	Toronto	6-2 W	3-3-06	Buffalo	Mikael Tellqvist

SABRES ALL-TIME HAT TRICKS

2006-2015

SEASON	NO.	PLAYER	OPPONENT	SCORE	DATE	PLACE	GOALIE(S)
2005-06 (5)	160.	Derek Roy (2)	Tampa Bay	8-5 W	3-9-06	Buffalo	John Graeme (1) Sean Burke (1) Empty Net (1)
2006-07 (3)	161.	Chris Drury	NY Rangers	7-4 W	10-14-06	Buffalo	Kevin Weekes
	162.	Daniel Briere	Tampa Bay	4-1 W	12-5-06	Tampa Bay	Marc Denis
	163.	Daniel Briere (2)	Boston	7-1 W	1-30-07	Buffalo	Hannu Toivonen (2) Tim Thomas (1)
2007-08 (6)	164.	Derek Roy (3)	Atlanta	10-1 W	1-18-08	Buffalo	Johan Hedberg (2) Kari Lehtonen (1)
	165.	Drew Stafford	Atlanta	10-1 W	1-18-08	Buffalo	Johan Hedberg
	166.	Thomas Vanek	Ottawa	5-1 W	2-12-08	Ottawa	Ray Emery
	#167.	Thomas Vanek (2)	Tampa Bay	4-3 W	2-20-08	Buffalo	Johan Holmqvist
	#168.	Thomas Vanek (3)	Tampa Bay	7-4 W	3-19-08	Buffalo	Karri Ramo
	#169.	Thomas Vanek (4)	Boston	3-0 W	4-5-08	Boston	Tim Thomas Empty Net (1)
2008-09 (2)	170.	Drew Stafford (2)	Edmonton	10-2 W	1-27-09	Edmonton	Dwayne Roloson J. Drouin-Deslauriers (2)
	#171.	Thomas Vanek (5)	Toronto	5-0 W	2-4-09	Buffalo	Justin Pogge
2009-10 (3)	172.	Jason Pominville (2)	Tampa Bay	6-2 W	3-18-10	Tampa Bay	Antero Niitymaki
	173.	Derek Roy (4)	Tampa Bay	7-1 W	3-27-10	Buffalo	Antero Niitymaki (2) Mike Smith (1)
	*174.	Thomas Vanek (6)	Ottawa	5-2 W	4-10-10	Ottawa	Pascal Leclaire
2010-11 (5)	175.	Drew Stafford (3)	Boston	3-2 W	12-5-10	Buffalo	Tuukka Rask
	176.	Drew Stafford (4)	Boston	7-6 W	1-1-11	Buffalo	Tuukka Rask (1) Tim Thomas (1) Empty Net (1)
	177.	Drew Stafford (5)	Tampa Bay	7-4 W	2-8-11	Tampa Bay	Dwayne Roloson
	178.	Drew Stafford (6)	NY Islanders	7-6 L	2-13-11	Buffalo	Mikko Koskinen (2) Al Montoya (1)
	179.	Thomas Vanek (7)	Tampa Bay	4-2 W	4-5-11	Buffalo	Dwayne Roloson
2011-12 (0)		None					
2012-13 (1)	180.	Thomas Vanek (8)	Boston	7-4 W	1-31-13	Boston	Tuukka Rask
2013-14 (0)		None					
2014-15 (0)		None					

SABRES HAT TRICK LEADERS

Rick Martin (21), Gilbert Perreault (18), Danny Gare (10), Alexander Mogilny (10), Dave Andreychuk (9), Thomas Vanek (8), Pat LaFontaine (6), Miroslav Satan (6), Drew Stafford (6), Mike Foligno (5), Rene Robert (5), Derek Roy (4), Andre Savard (4), Jim Lorentz (3), Gerry Meehan (3), Craig Ramsay (3), Eddie Shack (3), Donald Audette (2), Daniel Briere (2), Real Cloutier (2), Jason Dawe (2), Rick Dudley (2), J-P Dumont (2), Dale Hawerchuk (2), Phil Housley (2), Tony McKegney (2), Jason Pominville (2), Taylor Pyatt (2), Lindy Ruff (2), Ray Sheppard (2), Pierre Turgeon (2), Maxim Afinogenov, Steve Atkinson, Curtis Brown, Adam Creighton, Paul Cyr, Chris Drury, Michal Grosek, Gilles Hamel, Jochen Hecht, Steve Heinze, Yuri Khmylev, Jerry Korab, Yvon Lambert, Don Luce, Sean McKenna, Wilf Paiement, Michael Peca, Derek Plante, Jacques Richard, Geoff Sanderson, Jim Schoenfeld, Rick Seiling, Fred Stanfield, Tony Tanti, John Tucker, John Van Boxmeer, Hannu Virta, Dixon Ward

HAT TRICKS BY DEFENSEMEN

Phil Housley (2), Jerry Korab, Jim Schoenfeld, John Van Boxmeer, Hannu Virta

* - Indicates a four-goal game. ** - Indicates a five-goal game.

- Indicates three consecutive and uninterrupted goals (true or natural hat trick). Note: Alexander Mogilny's first three goals in a four-goal game at Winnipeg on 2-10-93 (6-2 W) were consecutive and uninterrupted.

Note: Figure in parentheses for scorer indicates cumulative total with the Sabres.

ALL-TIME HAT TRICKS AGAINST

1970-1983

SEASON	NO.	PLAYER	OPPONENT	SCORE	DATE	PLACE	GOALIE(S)
1970-71 (3)	1.	Dave Balon	N.Y. Rangers	2-7 L	12-22-70	Buffalo	Roger Crozier
	*2.	Rosaire Paiement	Vancouver	3-6 L	2-9-71	Vancouver	Roger Crozier
	3.	Garry Unger	St. Louis	0-9 L	3-13-71	St. Louis	Joe Daley
1971-72 (4)	4.	Bill Goldsworthy	Minnesota	1-5 L	10-23-71	Minnesota	Dave Dryden
	5.	Nick Libett	Detroit	1-3 L	1-27-72	Buffalo	Roger Crozier (2) Empty Net (1)
	6.	Darryl Sittler	Toronto	1-4 L	2-19-72	Toronto	Roger Crozier
	7.	Jim Johnston	California	3-6 L	3-8-72	California	Dave Dryden (1) Roger Crozier (2)
1972-73 (6)	*8.	Bob Schmautz	Vancouver	5-9 L	11-19-72	Vancouver	Dave Dryden
	9.	Pete Stemkowski	N.Y. Rangers	2-4 L	1-11-73	Buffalo	Dave Dryden
	*10.	Phil Esposito	Boston	0-6 L	1-14-73	Boston	Dave Dryden
	11.	Bill Flett	Philadelphia	3-4 L	1-21-73	Buffalo	Dave Dryden
	12.	Keith McCreary	Atlanta	5-8 L	1-28-73	Buffalo	Roger Crozier
	13.	Rey Comeau	Atlanta	5-8 L	1-28-73	Buffalo	Roger Crozier
1973-74 (2)	14.	Yvan Cournoyer	Montreal	1-7 L	12-22-73	Montreal	Roger Crozier
	15.	Billy Harris	N.Y. Islanders	4-3 W	3-3-74	Buffalo	Dave Dryden
1974-75 (3)	16.	Bob Nevin	Los Angeles	1-4 L	10-13-74	Buffalo	Gary Bromley
	17.	Don Kozak	Los Angeles	2-7 L	10-24-74	Los Angeles	Gary Bromley
	18.	Guy Lapointe	Montreal	8-6 W	11-13-74	Montreal	Gary Bromley
1975-76 (3)	19.	Larry Romanchych	Atlanta	4-7 L	12-14-75	Buffalo	Gerry Desjardins
	20.	Butch Goring	Los Angeles	6-9 L	1-1-76	Buffalo	Gerry Desjardins
	21.	Rick Kehoe	Pittsburgh	7-6 W	3-10-76	Pittsburgh	Al Smith
1976-77 (2)	22.	Bernie Federko	St. Louis	5-6 L	2-5-77	St. Louis	Gerry Desjardins
	23.	Marcel Dionne	Los Angeles	1-5 L	2-27-77	Buffalo	Don Edwards (2) Bob Sauve (1)
1977-78 (0)		None					
1978-79 (3)	24.	Guy Lafleur	Montreal	1-8 L	12-2-78	Montreal	Bob Sauve
	25.	Wayne Cashman	Boston	3-7 L	12-31-78	Buffalo	Don Edwards
	26.	Lanny McDonald	Toronto	3-6 L	4-1-79	Buffalo	Don Edwards
1979-80 (2)	27.	Blaine Stoughton	Hartford	3-5 L	11-21-79	Hartford	Don Edwards
	28.	Bernie Federko (2)	St. Louis	2-3 L	2-9-80	St. Louis	Don Edwards
1980-81 (3)	*29.	Mark Napier	Montreal	5-6 L	12-3-80	Buffalo	Bob Sauve
	30.	Dan Labraaten	Calgary	4-4 T	2-14-81	Calgary	Don Edwards
	31.	Dwight Foster	Boston	4-6 L	3-1-81	Boston	Don Edwards
1981-82 (2)	32.	Stan Smyl	Vancouver	3-4 L	1-27-82	Vancouver	Don Edwards
	33.	Wayne Gretzky	Edmonton	3-6 L	2-24-82	Buffalo	Don Edwards
1982-83 (5)	34.	Peter Stastny	Quebec	4-6 L	10-6-82	Buffalo	Bob Sauve
	35.	Peter Stastny (2)	Quebec	4-6 L	10-9-82	Quebec	Bob Sauve
	36.	John Paul Kelly	Los Angeles	2-7 L	2-10-83	Los Angeles	Jacques Cloutier
	37.	Tim Young	Minnesota	1-5 L	3-8-83	Minnesota	Phil Myre
	38.	Darcy Rota	Vancouver	3-8 L	3-12-83	Vancouver	Phil Myre

ALL-TIME HAT TRICKS AGAINST

1983-1993

SEASON	NO.	PLAYER	OPPONENT	SCORE	DATE	PLACE	GOALIE(S)
1983-84 (2)	39.	Anton Stastny	Quebec	2-9 L	10-8-83	Quebec	Bob Sauve
	40.	Wayne Babych	St. Louis	2-8 L	12-6-83	St. Louis	Bob Sauve
1984-85 (0)		None					
1985-86 (3)	41.	Paul Lawless	Hartford	4-6 L	12-13-85	Buffalo	Tom Barrasso
	42.	Steve Kasper	Boston	6-6 T	12-31-85	Buffalo	Tom Barrasso
	43.	Steve Larmer	Chicago	7-6 W	3-12-86	Chicago	Tom Barrasso
1986-87 (6)	*44.	Wendel Clark	Toronto	5-5 T	10-11-86	Toronto	Daren Puppa
	45.	Mario Lemieux	Pittsburgh	3-7 L	10-17-86	Buffalo	Tom Barrasso
	46.	Michel Goulet	Quebec	1-6 L	11-21-86	Buffalo	Jacques Cloutier
	47.	Brent Ashton	Quebec	0-7 L	12-13-86	Quebec	Tom Barrasso (2) Jacques Cloutier (1)
	48.	Peter Zezel	Philadelphia	4-7 L	1-28-87	Buffalo	Jacques Cloutier
1987-88 (10)	50.	Ron Francis	Hartford	1-9 L	11-18-87	Hartford	Daren Puppa (2) Jacques Cloutier (1)
	51.	Bob Carpenter	Los Angeles	5-8 L	11-22-87	Buffalo	Daren Puppa (1) Jacques Cloutier (2)
	52.	Bernie Nicholls	Los Angeles	5-8 L	11-22-87	Buffalo	Daren Puppa (2) Empty Net (1)
	*53.	Joe Nieuwendyk	Calgary	1-7 L	12-13-87	Buffalo	Daren Puppa
	54.	Cam Neely	Boston	1-5 L	1-16-88	Boston	Tom Barrasso
	55.	Peter Stastny (3)	Quebec	5-6 L	2-21-88	Buffalo	Tom Barrasso
	56.	Hakan Loob	Calgary	4-10 L	3-12-88	Calgary	Tom Barrasso (2) Jacques Cloutier (1)
	57.	Tony Tanti	Vancouver	7-5 W	3-13-88	Vancouver	Tom Barrasso
	58.	Geoff Courtnall	Edmonton	4-6 L	3-15-88	Edmonton	Jacques Cloutier
	59.	Stephane Richer	Montreal	4-9 L	4-2-88	Montreal	Daren Puppa
1988-89 (4)	60.	Joe Mullen	Calgary	0-9 L	11-5-88	Calgary	Tom Barrasso (1) Daren Puppa (2)
	61.	Trevor Linden	Vancouver	2-4 L	11-22-88	Vancouver	Daren Puppa (2) Empty Net (1)
	62.	Wayne Gretzky (2)	Los Angeles	3-5 L	2-4-89	Los Angeles	Darcy Wakaluk (2) Empty Net (1)
	63.	Mario Lemieux (2)	Pittsburgh	3-7 L	2-14-89	Pittsburgh	Jacques Cloutier
1989-90 (2)	64.	Pat LaFontaine	N.Y. Islanders	2-4 L	12-31-89	Buffalo	Daren Puppa
	65.	Vincent Damphousse	Toronto	3-4 L	3-16-90	Buffalo	Daren Puppa
1990-91 (1)	66.	Bryan Fogarty	Quebec	2-4 L	12-1-90	Quebec	Clint Malarchuk
1991-92 (5)	67.	Owen Nolan	Quebec	5-4 W	10-12-91	Quebec	Daren Puppa
	68.	Murray Craven	Hartford	6-6 T	12-7-91	Hartford	Clint Malarchuk
	69.	Steve Yzerman	Detroit	4-4 T	1-29-92	Detroit	Daren Puppa
	70.	Kevin Miller	Detroit	4-9 L	2-12-92	Buffalo	Daren Puppa
	*71.	Joe Sakic	Quebec	3-7 L	4-14-92	Quebec	Clint Malarchuk
1992-93 (5)	72.	Joe Juneau	Boston	2-5 L	1-12-93	Boston	Daren Puppa
	73.	Sergei Nemchinov	N.Y. Rangers	6-4 W	1-29-93	Buffalo	Tom Draper
	74.	Kelly Buchberger	Edmonton	4-5 L	1-31-93	Buffalo	Tom Draper
	*75.	Brian Bellows	Montreal	4-8 L	2-27-93	Montreal	Grant Fuhr
	76.	Kevin Dineen	Philadelphia	4-7 L	4-15-93	Buffalo	Grant Fuhr (1) Dominik Hasek (2)

ALL-TIME HAT TRICKS AGAINST

1993-2011

SEASON	NO.	PLAYER	OPPONENT	SCORE	DATE	PLACE	GOALIE(S)
1993-94 (1)	77.	Shawn Burr	Detroit	4-6 L	10-18-93	Buffalo	Grant Fuhr
1994-95 (0)		None					
1995-96 (4)	78.	Pierre Turgeon	Montreal	7-6 W	1-6-96	Montreal	John Blue (2) Martin Biron (1)
	79.	Gary Roberts	Calgary	1-3 L	1-12-96	Calgary	Dominik Hasek
	80.	Russ Courtnall	Vancouver	2-5 L	3-6-96	Vancouver	Dominik Hasek
	*81.	Peter Bondra	Washington	1-5 L	4-3-96	Buffalo	Andrei Trefilov
1996-97 (4)	82.	Ray Sheppard	Florida	3-4 L	11-26-96	Florida	Andrei Trefilov (2) Dominik Hasek (1)
	83.	Bill Guerin	New Jersey	6-5 W	12-31-96	Buffalo	Dominik Hasek
	84.	Paul Kariya	Anaheim	2-5 L	1-10-97	Anaheim	Dominik Hasek
	*85.	Jaroslav Svejkovsky	Washington	3-8 L	4-13-97	Buffalo	Steve Shields
1997-98 (0)		None					
1998-99 (2)	86.	Teemu Selanne	Anaheim	2-7 L	1-1-99	Buffalo	Dominik Hasek
	87.	Vyacheslav Kozlov	Detroit	4-4 T	2-21-99	Buffalo	Dwayne Roloson
1999-00 (2)	88.	Pavel Bure	Florida	2-4 L	12-17-99	Buffalo	Martin Biron (2) Empty Net (1)
	89.	Petr Nedved	NY Rangers	3-6 L	2-25-00	Buffalo	Dominik Hasek (2) Empty Net (1)
2000-01 (2)	90.	Ray Ferraro	Atlanta	4-5 L	2-13-01	Atlanta	Martin Biron
	91.	Jeremy Roenick	Phoenix	3-7 L	2-23-01	Buffalo	Dominik Hasek (2) Martin Biron (1)
2001-02 (2)	92.	Brian Savage	Montreal	2-5 L	10-26-01	Buffalo	Martin Biron
	93.	Jason Arnott	New Jersey	1-4 L	2-10-02	New Jersey	Martin Biron
2002-03 (0)		None					
2003-04 (1)	94.	Vladimir Orszagh	Nashville	1-4 L	11-29-03	Nashville	Martin Biron
2005-06 (2)	*95.	Martin Havlat	Ottawa	4-10 L	11-2-05	Buffalo	Mika Noronen (3) Martin Biron (1)
	*96.	Daniel Alfredsson	Ottawa	4-10 L	11-2-05	Buffalo	Martin Biron
2006-07 (1)	97.	Dany Heatley	Ottawa	3-6 L	1-3-07	Ottawa	Ryan Miller
2007-08 (1)	98.	Tomas Plekanec	Montreal	2-6 L	2-29-08	Buffalo	Ryan Miller
2008-09 (1)	99.	Mike Cammalleri	Calgary	2-5 L	1-28-09	Calgary	Ryan Miller
2009-10 (2)	100.	Jeff Tambellini	NY Islanders	0-5 L	10-31-09	NY Islanders	Ryan Miller (2) Patrick Lalime (1)
	101.	Sidney Crosby	Pittsburgh	4-5 L	2-1-10	Pittsburgh	Ryan Miller
2010-11 (5)	102.	Derek Stepan	NY Rangers	3-6 L	10-9-10	Buffalo	Ryan Miller
	103.	Daniel Alfredsson (2)	Ottawa	2-4 L	10-22-10	Buffalo	Ryan Miller (2) Empty Net (1)
	104.	John Tavares	NY Islanders	3-5 L	1-15-11	NY Islanders	Ryan Miller
	105.	Michael Grabner	NY Islanders	6-7 L	2-13-11	Buffalo	Ryan Miller
	106.	Blake Geoffrion	Nashville	3-4 L	3-20-11	Buffalo	Ryan Miller

ALL-TIME HAT TRICKS AGAINST

2011-2015

SEASON	NO.	PLAYER	OPPONENT	SCORE	DATE	PLACE	GOALIE(S)
2011-12 (2)	107.	Evgeni Malkin	Pittsburgh	3-8 L	12-17-11	Pittsburgh	Ryan Miller (1) Jhonas Enroth (2)
	108.	Ilya Kovalchuk	New Jersey	1-4 L	2-14-12	Buffalo	Ryan Miller
2012-13 (2)	109.	Eric Staal	Carolina	3-6 L	1-24-13	Carolina	Jhonas Enroth
	110.	Brad Richards	NY Rangers	4-8 L	4-19-13	Buffalo	Ryan Miller (1) Jhonas Enroth (2)
2013-14 (1)	111.	Ryan Getzlaf	Anaheim	2-6 L	11-8-13	Anaheim	Ryan Miller
2014-15 (5)	112.	Corey Perry	Anaheim	1-4 L	10-22-14	Anaheim	Michal Neuvirth
	113.	Jori Lehtera	St. Louis	1-6 L	11-11-14	St. Louis	Michal Neuvirth
	114.	Nino Niederreiter	Minnesota	3-6 L	11-13-14	Minnesota	Jhonas Enroth
	115.	Bobby Ryan	Ottawa	2-5 L	12-29-14	Ottawa	Jhonas Enroth
	116.	Henrik Zetterberg	Detroit	4-6 L	1-18-15	Detroit	Jhonas Enroth

OPPONENT HAT TRICK LEADERS

Peter Stastny (3), Daniel Alfredsson (2), Bernie Federko (2), Wayne Gretzky (2), Mario Lemieux (2)

* - indicates 4-goal game.

NOTE: Figure in parentheses for scorer indicates cumulative total against the Sabres.

ALL-TIME SABRES SHUTOUTS

1970-1981

SEASON	NO.	GOALTENDER	OPPONENT	SCORE	DATE	PLACE	SAVES
1970-71 (3)	1.	Roger Crozier	Minnesota	1-0	12-6-70	Buffalo	24
	2.	Joe Daley	California	3-0	2-12-71	Buffalo	26
	3.	Dave Dryden	Minnesota	5-0	3-14-71	Minnesota	35
1971-72 (2)	4.	Roger Crozier (2)	Los Angeles	2-0	12-2-71	Buffalo	31
	5.	Roger Crozier (3)	Vancouver	1-0	1-20-72	Buffalo	29
1972-73 (6)	6.	Roger Crozier (4)	Vancouver	6-0	10-19-72	Buffalo	31
	7.	Roger Crozier (5)	California	0-0	11-9-72	Buffalo	23
	8.	Roger Crozier (6)	Pittsburgh	1-0	11-12-72	Buffalo	18
	9.	Dave Dryden (2)	Toronto	4-0	12-17-72	Buffalo	21
	10.	Dave Dryden (3)	Philadelphia	2-0	1-7-73	Buffalo	35
	11.	Dave Dryden (4)	California	4-0	2-8-73	Buffalo	24
1973-74 (1)	12.	Dave Dryden (5)	St. Louis	1-0	1-13-74	Buffalo	18
1974-75 (7)	13.	Gary Bromley	St. Louis	2-0	10-26-74	St. Louis	21
	14.	Roger Crozier (7)	Atlanta	4-0	11-17-74	Buffalo	25
	15.	Gary Bromley (2)	Minnesota	5-0	12-8-74	Buffalo	14
	16.	Gary Bromley (3)	Washington	4-0	12-22-74	Washington	26
	17.	Roger Crozier (8)	California	4-0	1-15-75	California	26
	18.	Gary Bromley (4)	Kansas City	5-0	1-19-75	Buffalo	20
	19.	Roger Crozier (9)	Los Angeles	5-0	2-27-75	Buffalo	21
1975-76 (3)	20.	Roger Crozier (10)	Detroit	4-0	10-9-75	Buffalo	18
	21.	Gerry Desjardins	Boston	4-0	11-5-75	Buffalo	16
	22.	Gerry Desjardins (2)	Pittsburgh	6-0	1-11-76	Buffalo	28
1976-77 (5)	23.	Gerry Desjardins (3)	Vancouver	4-0	10-20-76	Buffalo	29
	24.	Gerry Desjardins (4)	St. Louis	5-0	11-10-76	Buffalo	38
	25.	Gerry Desjardins (5)	Colorado	3-0	1-16-77	Buffalo	21
	26.	Don Edwards	Chicago	3-0	2-16-77	Buffalo	23
	27.	Don Edwards (2)	Philadelphia	2-0	2-24-77	Buffalo	25
1977-78 (5)	28.	Don Edwards (3)	Montreal	4-0	10-30-77	Montreal	34
	29.	Don Edwards (4)	Vancouver	3-0	12-11-77	Buffalo	19
	30.	Don Edwards (5)	NY Rangers	2-0	2-9-78	Buffalo	25
	31.	Don Edwards (6)	Los Angeles	5-0	2-16-78	Buffalo	29
	32.	Don Edwards (7)	Philadelphia	4-0	2-23-78	Buffalo	20
1978-79 (2)	33.	Don Edwards (8)	Toronto	1-0	10-19-78	Buffalo	19
	34.	Don Edwards (9)	Washington	2-0	11-11-78	Washington	25
1979-80 (6)	35.	Bob Sauve	Quebec	3-0	10-27-79	Quebec	19
	36.	Bob Sauve (2)	Chicago	0-0	10-31-79	Chicago	20
	37.	Bob Sauve (3)	Washington	2-0	12-2-79	Buffalo	20
	38.	Don Edwards (10)	Detroit	4-0	12-10-79	Buffalo	14
	39.	Bob Sauve (4)	Vancouver	3-0	2-3-80	Buffalo	22
	40.	Don Edwards (11)	Pittsburgh	9-0	2-7-80	Buffalo	25
1980-81 (5)	41.	Bob Sauve (5)	Edmonton	2-0	10-15-80	Buffalo	15
	42.	Don Edwards (12)	NY Rangers	4-0	1-18-81	Buffalo	30
	43.	Don Edwards (13)	Winnipeg	4-0	2-1-81	Buffalo	23
	44.	Don Edwards (14)	Philadelphia	4-0	2-5-81	Philadelphia	31
	45.	Bob Sauve (6)	Calgary	4-0	3-4-81	Buffalo	24

ALL-TIME SABRES SHUTOUTS

1981-1996

SEASON	NO.	GOALTENDER	OPPONENT	SCORE	DATE	PLACE	SAVES
1981-82 (0)		None					
1982-83 (1)	46.	Bob Sauve (7)	Quebec	0-0	2-5-83	Quebec	22
1983-84 (2)	47.	Tom Barrasso	Los Angeles	4-0	1-18-84	Los Angeles	30
	48.	Tom Barrasso (2)	New Jersey	6-0	3-24-84	New Jersey	24
1984-85 (5)	49.	Tom Barrasso (3)	Toronto	6-0	12-26-84	Buffalo	22
	50.	Tom Barrasso (4)	Winnipeg	4-0	12-28-84	Buffalo	14
	51.	Tom Barrasso (5)	Boston	3-0	1-10-85	Boston	20
	52.	Tom Barrasso (6)	Hartford	2-0	1-19-85	Hartford	14
	53.	Tom Barrasso (7)	Washington	4-0	3-2-85	Washington	23
1985-86 (4)	54.	Tom Barrasso (8)	Montreal	6-0	10-16-85	Montreal	25
	55.	Daren Puppa	Edmonton	2-0	11-1-85	Edmonton	37
	56.	Tom Barrasso (9)	Hartford	2-0	11-19-85	Hartford	23
	57.	Jacques Cloutier	Philadelphia	1-0	3-27-86	Philadelphia	30
1986-87 (2)	58.	Tom Barrasso (10)	Montreal	0-0	10-15-86	Buffalo	28
	59.	Tom Barrasso (11)	Hartford	6-0	4-5-87	Buffalo	14
1987-88 (2)	60.	Tom Barrasso (12)	St. Louis	3-0	2-16-88	St. Louis	25
	61.	Tom Barrasso (13)	Boston	3-0	3-6-88	Buffalo	32
1988-89 (2)	62.	Daren Puppa (2)	NY Islanders	3-0	11-12-88	New York	34
	63.	Clint Malarchuk	NY Rangers	2-0	3-8-89	New York	32
1989-90 (1)	64.	Daren Puppa (3)	Hartford	5-0	3-10-90	Hartford	31
1990-91 (3)	65.	Clint Malarchuk (2)	Hartford	5-0	10-28-90	Buffalo	29
	66.	Daren Puppa (4)	Chicago	5-0	12-28-90	Buffalo	33
	67.	Daren Puppa (5)	Winnipeg	2-0	2-10-91	Winnipeg	24
1991-92 (1)	68.	Tom Draper	Chicago	2-0	11-22-91	Buffalo	29
1992-93 (0)		None					
1993-94 (9)	69.	Grant Fuhr	Winnipeg	6-0	11-19-93	Buffalo	22
	70.	Dominik Hasek	Toronto	3-0	11-29-93	Toronto	24
	71.	Dominik Hasek (2)	Tampa Bay	3-0	12-1-93	Tampa Bay	33
	72.	Dominik Hasek (3)	Hartford	3-0	12-11-93	Hartford	25
	73.	Dominik Hasek (4)	Los Angeles	2-0	12-17-93	Buffalo	27
	74.	Dominik Hasek (5)	Montreal	5-0	12-23-93	Buffalo	25
	75.	Dominik Hasek (6)	Anaheim	3-0	3-9-94	Anaheim	24
	76.	Grant Fuhr (2)	Boston	5-0	4-1-94	Buffalo	31
	77.	Dominik Hasek (7)	Montreal	1-0	4-8-94	Buffalo	31
1994-95 (5)	78.	Dominik Hasek (8)	Washington	1-0	2-2-95	Washington	33
	79.	Dominik Hasek (9)	Florida	3-0	3-24-95	Buffalo	28
	80.	Dominik Hasek (10)	Ottawa	7-0	3-30-95	Buffalo	35
	81.	Dominik Hasek (11)	Florida	5-0	4-26-95	Buffalo	31
	82.	Dominik Hasek (12)	Montreal	2-0	5-1-95	Buffalo	32
1995-96 (2)	83.	Dominik Hasek (13)	Ottawa	6-0	11-19-95	Buffalo	31
	84.	Dominik Hasek (14)	St. Louis	2-0	11-27-95	St. Louis	30

ALL-TIME SABRES SHUTOUTS

1996-2002

SEASON	NO.	GOALTENDER	OPPONENT	SCORE	DATE	PLACE	SAVES
1996-97 (5)	85.	Dominik Hasek (15)	Colorado	0-0	11-2-96	Colorado	32
	86.	Dominik Hasek (16)	Tampa Bay	3-0	11-27-96	Tampa Bay	32
	87.	Dominik Hasek (17)	Ottawa	3-0	11-29-96	Buffalo	31
	88.	Dominik Hasek (18)	Boston	4-0	12-14-96	Boston	29
	89.	Dominik Hasek (19)	New Jersey	0-0	12-23-96	New Jersey	37
1997-98 (13)	90.	Dominik Hasek (20)	Boston	5-0	11-20-97	Boston	29
	91.	Dominik Hasek (21)	Anaheim	4-0	12-3-97	Buffalo	29
	92.	Dominik Hasek (22)	Tampa Bay	4-0	12-5-97	Buffalo	38
	93.	Dominik Hasek (23)	Montreal	1-0	12-19-97	Buffalo	42
	94.	Dominik Hasek (24)	NY Rangers	2-0	12-21-97	New York	33
	95.	Dominik Hasek (25)	NY Rangers	3-0	12-26-97	Buffalo	28
	96.	Dominik Hasek (26)	Ottawa	3-0	12-31-97	Buffalo	36
	97.	Dominik Hasek (27)	Washington	3-0	3-1-98	Washington	36
	98.	Dominik Hasek (28)	NY Rangers	1-0	3-2-98	New York	33
	99.	Dominik Hasek (29)	Pittsburgh	3-0	3-15-98	Buffalo	22
	100.	Dominik Hasek (30)	Calgary	2-0	3-24-98	Calgary	29
	101.	Dominik Hasek (31)	Edmonton	1-0	3-27-98	Edmonton	20
	102.	Dominik Hasek (32)	Los Angeles	4-0	4-1-98	Buffalo	37
1998-99 (10)	103.	Dominik Hasek (33)	Colorado	3-0	10-10-98	Colorado	32
	104.	Dominik Hasek (34)	NY Rangers	0-0	10-27-98	New York	16
	105.	Dominik Hasek (35)	Washington	2-0	11-12-98	Washington	23
	106.	Dominik Hasek (36)	Philadelphia	3-0	12-4-98	Buffalo	31
	107.	Dominik Hasek (37)	NY Rangers	2-0	12-11-98	Buffalo	16
	108.	Dominik Hasek (38)	Tampa Bay	2-0	12-23-98	Buffalo	38
	109.	Dominik Hasek (39)	New Jersey	2-0	12-26-98	New Jersey	34
	110.	Dominik Hasek (40)	Florida	4-0	1-18-99	Florida	33
	111.	Dwayne Roloson	Vancouver	2-0	2-28-99	Vancouver	15
	112.	Dominik Hasek (41)	Washington	3-0	4-18-99	Buffalo	25
1999-00 (8)	113.	Martin Biron	Atlanta	4-0	11-19-99	Atlanta	18
	114.	Martin Biron (2)	Ottawa	0-0	12-8-99	Buffalo	30
	115.	Martin Biron (3)	Boston	0-0	1-13-00	Boston	39
	116.	Martin Biron (4)	Anaheim	5-0	1-17-00	Anaheim	17
	117.	Martin Biron (5)	Ottawa	1-0	1-28-00	Buffalo	21
	118.	Dominik Hasek (42)	Colorado	2-0	2-8-00	Colorado	24
	119.	Dominik Hasek (43)	Montreal	2-0	4-1-00	Montreal	27
	120.	Dominik Hasek (44)	New Jersey	5-0	4-6-00	New Jersey	32
2000-01 (13)	121.	Dominik Hasek (45)	NY Islanders	3-0	11-9-00	Buffalo	22
	122.	Dominik Hasek (46)	New Jersey	4-0	11-11-00	New Jersey	23
	123.	Dominik Hasek (47)	Boston	3-0	12-12-00	Boston	22
	124.	Dominik Hasek (48)	Ottawa	2-0	12-29-00	Buffalo	34
	125.	Martin Biron (6)	NY Islanders	2-0	12-30-00	New York	15
	126.	Martin Biron (7)	Nashville	2-0	1-6-01	Nashville	29
	127.	Dominik Hasek (49)	Anaheim	4-0	1-12-01	Anaheim	21
	128.	Dominik Hasek (50)	Florida	1-0	1-19-01	Buffalo	21
	129.	Dominik Hasek (51)	Ottawa	2-0	2-19-01	Buffalo	30
	130.	Dominik Hasek (52)	New Jersey	1-0	2-22-01	New Jersey	24
	131.	Dominik Hasek (53)	Toronto	3-0	3-20-01	Buffalo	16
	132.	Dominik Hasek (54)	Atlanta	4-0	3-26-01	Atlanta	19
	133.	Dominik Hasek (55)	Atlanta	1-0	3-30-01	Buffalo	30

ALL-TIME SABRES SHUTOUTS

2001-2012

SEASON	NO.	GOALTENDER	OPPONENT	SCORE	DATE	PLACE	SAVES
2001-02 (4)	134.	Martin Biron (8)	Atlanta	8-0	11-8-01	Buffalo	16
	135.	Martin Biron (9)	NY Islanders	5-0	3-7-02	New York	26
	136.	Martin Biron (10)	Montreal	3-0	3-8-02	Buffalo	26
	137.	Martin Biron (11)	Montreal	3-0	4-13-02	Montreal	22
2002-03 (6)	138.	Martin Biron (12)	Anaheim	4-0	12-4-02	Buffalo	22
	139.	Ryan Miller	Minnesota	1-0	1-14-03	Minnesota	22
	140.	Martin Biron (13)	Phoenix	1-0	1-18-03	Phoenix	30
	141.	Martin Biron (14)	Pittsburgh	0-0	1-21-03	Buffalo	23
	142.	Martin Biron (15)	Toronto	4-0	1-24-03	Buffalo	27
	143.	Mika Noronen	Florida	4-0	3-8-03	Florida	29
2003-04 (4)	144.	Mika Noronen (2)	Calgary	2-0	10-18-03	Calgary	20
	145.	Mika Noronen (3)	Carolina	5-0	11-21-03	Buffalo	35
	146.	Martin Biron (16)	Washington	6-0	3-10-04	Washington	27
	147.	Martin Biron (17)	Columbus	6-0	3-29-04	Buffalo	23
2005-06 (2)	148.	Ryan Miller (2)	Toronto	6-0	4-16-06	Buffalo	31
	149.	Martin Biron (18)	Carolina	4-0	4-18-06	Carolina	33
2006-07 (2)	150.	Ryan Miller (3)	NY Islanders	3-0	10-26-06	New York	29
	151.	Ryan Miller (4)	Washington	2-0	4-7-07	Washington	26
2007-08 (5)	152.	Ryan Miller (5)	Atlanta	6-0	10-11-07	Buffalo	20
	153.	Jocelyn Thibault (1)	Montreal	3-0	11-24-07	Montreal	24
	154.	Ryan Miller (6)	Florida	1-0	1-30-08	Florida	32
	155.	Ryan Miller (7)	Toronto	1-0	2-13-08	Buffalo	35
	156.	Jocelyn Thibault (2)	Boston	3-0	4-5-08	Boston	17
2008-09 (5)	157.	Ryan Miller (8)	Washington	5-0	11-1-08	Buffalo	29
	158.	Ryan Miller (9)	New Jersey	2-0	11-3-08	New Jersey	24
	159.	Ryan Miller (10)	Los Angeles	5-0	12-19-08	Buffalo	40
	160.	Ryan Miller (11)	Phoenix	2-0	1-31-09	Phoenix	28
	161.	Ryan Miller (12)	Toronto	5-0	2-4-09	Buffalo	16
2009-10 (5)	162.	Ryan Miller (13)	Nashville	1-0	10-10-09	Nashville	25
	163.	Ryan Miller (14)	NY Islanders	3-0	11-4-09	Buffalo	24
	164.	Ryan Miller (15)	Toronto	3-0	11-30-09	Toronto	38
	165.	Ryan Miller (16)	Washington	3-0	12-9-09	Buffalo	35
	166.	Ryan Miller (17)	Montreal	1-0	1-3-10	Montreal	30
2010-11 (6)	167.	Ryan Miller (18)	Columbus	5-0	12-3-10	Buffalo	19
	168.	Ryan Miller (19)	Ottawa	1-0*	12-4-10	Ottawa	32
	169.	Ryan Miller (20)	San Jose	3-0	1-6-11	San Jose	36
	170.	Ryan Miller (21)	Montreal	2-0	3-22-11	Montreal	31
	171.	Ryan Miller (22)	New Jersey	2-0	3-26-11	Buffalo	30
	172.	Jhonas Enroth (1)	NY Rangers	1-0	3-30-11	Buffalo	23
2011-12 (7)	173.	Ryan Miller (23)	Florida	3-0	10-20-11	Florida	22
	174.	Jhonas Enroth (2)	Carolina	1-0	11-18-11	Carolina	34
	175.	Ryan Miller (24)	NY Rangers	0-1**	2-1-12	Buffalo	29
	176.	Ryan Miller (25)	Boston	6-0	2-8-12	Buffalo	36
	177.	Ryan Miller (26)	Anaheim	2-0	2-29-12	Anaheim	43
	178.	Ryan Miller (27)	San Jose	1-0	3-1-12	San Jose	39
	179.	Ryan Miller (28)	Montreal	3-0	3-21-12	Buffalo	34

ALL-TIME SABRES SHUTOUTS

2012-2015

SEASON	NO.	GOALTENDER	OPPONENT	SCORE	DATE	PLACE	SAVES
2012-13 (1)	180.	Jhonas Enroth (3)	Philadelphia	1-0	4-13-13	Buffalo	29
2013-14 (0)		None					
2014-15 (1)	181.	Jhonas Enroth (4)	Los Angeles	1-0	12-9-14	Buffalo	34

SABRES SHUTOUT LEADERS

Dominik Hasek (55), Ryan Miller (28), Martin Biron (18), Don Edwards (14), Tom Barrasso (13), Roger Crozier (10), Bob Sauve (7), Gerry Desjardins (5), Dave Dryden (5), Daren Puppa (5), Gary Bromley (4), Jhonas Enroth (4), Mika Noronen (3), Grant Fuhr (2), Clint Malarchuk (2), Jocelyn Thibault (2), Jacques Cloutier (1), Joe Daley (1), Tom Draper (1), Dwayne Roloson (1)

NOTE: Figure in parentheses for goaltender indicates cumulative total with the Sabres.

* Buffalo won 1-0 in a shootout. Ottawa's Brian Elliott was also credited with a shutout.
** New York won 1-0 in a shootout. New York's Henrik Lundqvist was credited with the shutout win.

ALL-TIME SHUTOUTS AGAINST

1970-1985

SEASON	NO.	GOALTENDER	OPPONENT	SCORE	DATE	PLACE	SAVES
1970-71 (9)	1.	Ed Giacomin	NY Rangers	3-0	10-14-70	New York	15
	2.	Phil Myre	Montreal	3-0	10-15-70	Buffalo	14
	3.	Tony Esposito	Chicago	4-0	10-25-70	Buffalo	27
	4.	Cesar Maniago	Minnesota	3-0	11-21-70	Minnesota	22
	5.	Bruce Gamble	Toronto	4-0	12-13-70	Buffalo	17
	6.	Ed Giacomin (2)	NY Rangers	4-0	12-16-70	New York	20
	7.	Jacques Plante	Toronto	2-0	12-19-70	Toronto	24
	8.	Jacques Plante (2)	Toronto	2-0	2-27-71	Toronto	28
	9.	Glenn Hall	St. Louis	9-0	3-13-71	St. Louis	27
1971-72 (3)	10.	Doug Favell	Philadelphia	5-0	12-16-71	Philadelphia	35
	11.	Jim Rutherford	Pittsburgh	2-0	2-17-72	Buffalo	23
	12.	Ken Dryden	Montreal	4-0	2-20-72	Buffalo	32
1972-73 (4)	13.	Marv Edwards	California	0-0	11-9-72	Buffalo	28
	14.	Rogie Vachon	Los Angeles	2-0	12-23-72	Los Angeles	20
	15.	Ed Johnston	Boston	6-0	1-14-73	Boston	20
	16.	Jacques Caron	St. Louis	2-0	3-13-73	St. Louis	23
1973-74 (3)	17.	Gilles Meloche	California	2-0	11-18-73	Buffalo	27
	18.	Dan Bouchard	Atlanta	3-0	1-9-74	Atlanta	32
	19.	Gilles Gilbert	Boston	4-0	3-12-74	Boston	27
1974-75 (1)	20.	Bernie Parent	Philadelphia	6-0	2-1-75	Philadelphia	26
1975-76 (2)	21.	Gary Smith	Vancouver	4-0	11-25-75	Vancouver	35
	22.	Glenn Resch	NY Islanders	3-0	12-7-75	Buffalo	22
1976-77 (3)	23.	Ed Giacomin (3)	Detroit	4-0	10-9-76	Detroit	20
	24.	Glenn Resch (2)	NY Islanders	3-0	12-4-76	New York	33
	25.	Gary Edwards (2)	Cleveland	3-0	1-23-77	Buffalo	27
1977-78 (3)	26.	Mike Veisor	Chicago	2-0	10-16-77	Buffalo	34
	27.	Ron Grahame	Boston	2-0	11-23-77	Buffalo	21
	28.	Ron Low	Detroit	7-0	3-28-78	Detroit	25
1978-79 (3)	29.	Mike Palmateer	Toronto	2-0	10-18-78	Toronto	21
	30.	Mario Lessard	Los Angeles	6-0	10-26-78	Los Angeles	18
	31.	Glenn Resch (3)	NY Islanders	2-0	3-31-79	New York	32
1979-80 (2)	32.	Jim Rutherford (2)	Detroit	4-0	10-25-79	Detroit	26
	33.	Tony Esposito (2)	Chicago	0-0	10-31-79	Chicago	21
1980-81 (0)		None					
1981-82 (1)	34.	Rick Wamsley	Montreal	9-0	10-10-81	Montreal	22
1982-83 (4)	35.	Murray Bannerman	Chicago	4-0	10-20-82	Chicago	37
	36.	Pete Peeters	Boston	4-0	1-20-83	Boston	20
	37.	Dan Bouchard (2)	Quebec	0-0	2-5-83	Quebec	22
	38.	Brian Hayward	Winnipeg	6-0	3-9-83	Winnipeg	24
1983-84 (2)	39.	Billy Smith	NY Islanders	4-0	11-5-83	New York	25
	40.	Andy Moog	Edmonton	7-0	11-18-83	Edmonton	29
1984-85 (0)		None					

ALL-TIME SHUTOUTS AGAINST

1985-1997

SEASON	NO.	GOALTENDER	OPPONENT	SCORE	DATE	PLACE	SAVES
1985-86 (2)	41.	Pat Riggin	Boston	4-0	1-4-86	Boston	24
	42.	Bob Froese	Philadelphia	4-0	2-12-86	Buffalo	28
1986-87 (4)	43.	Patrick Roy	Montreal	0-0	10-15-86	Buffalo	23
	44.	Mike Liut	Hartford	3-0	11-26-86	Hartford	27
	45.	Clint Malarchuk	Quebec	7-0	12-13-86	Quebec	28
	46.	Don Beaupre	Minnesota	5-0	1-20-87	Minnesota	27
1987-88 (4)	47.	Grant Fuhr	Edmonton	5-0	11-7-87	Edmonton	26
	48.	Rejean Lemelin	Boston	9-0	12-22-87	Boston	33
	49.	Rejean Lemelin (2)	Boston	2-0	12-31-87	Buffalo	17
	50.	Greg Stefan	Detroit	4-0	3-1-88	Detroit	19
1988-89 (3)	51.	Rick Wamsley (2)	Calgary	9-0	11-5-88	Calgary	21
	52.	Peter Sidorkiewicz	Hartford	9-0	12-6-88	Hartford	31
	53.	Jon Casey	Minnesota	3-0	3-18-89	Minnesota	27
1989-90 (4)	54.	Grant Fuhr (2)	Edmonton	3-0	11-17-89	Edmonton	30
	55.	Mark Fitzpatrick	NY Islanders	3-0	12-5-89	New York	32
	56.	Patrick Roy (2)	Montreal	1-0	2-3-90	Montreal	30
	57.	Glenn Healy	NY Islanders	1-0	2-4-90	Buffalo	39
1990-91 (2)	58.	John Vanbiesbrouck	NY Rangers	5-0	11-26-90	New York	27
	59.	Jeff Reese	Toronto	3-0	2-17-91	Buffalo	28
1991-92 (3)	60.	Patrick Roy (3)	Montreal	5-0	11-2-91	Montreal	15
	61.	Craig Billington	New Jersey	3-0	12-28-91	New Jersey	26
	62.	Darcy Wakaluk	Minnesota	2-0	2-7-92	Buffalo	39
1992-93 (3)	63.	Patrick Roy (4)	Montreal	3-0	11-30-92	Montreal	23
	64.	Andy Moog (2)	Boston	2-0	3-24-93	Buffalo	21
	65.	Andy Moog (3)	Boston	3-0	4-4-93	Buffalo	31
1993-94 (4)	66.	Chris Terreri	New Jersey	4-0	11-17-93	New Jersey	30
	67.	Mike Richter	NY Rangers	2-0	12-13-93	New York	28
	68.	Tommy Soderstrom	Philadelphia	2-0	12-27-93	Buffalo	30
	69.	Daren Puppa	Tampa Bay	4-0	1-24-94	Tampa Bay	23
1994-95 (0)		None					
1995-96 (5)	70.	Darcy Wakaluk (2)	Dallas	3-0	10-24-95	Dallas	27
	71.	Tom Barrasso	Pittsburgh	1-0	1-17-96	Buffalo	31
	72.	Jim Carey	Washington	1-0	1-26-96	Washington	20
	73.	Kirk McLean	Vancouver	3-0	3-3-96	Buffalo	32
	74.	Eric Fichaud	NY Islanders	3-0	4-6-96	New York	20
1996-97 (10)	75.	Rick Tabaracci	Calgary	3-0	10-6-96	Calgary	19
	76.	Corey Schwab	Tampa Bay	4-0	10-15-96	Buffalo	22
	77.	Andy Moog (4)	Dallas	2-0	10-30-96	Dallas	24
	78.	Patrick Roy (5)	Colorado	0-0	11-2-96	Colorado	20
	79.	Ken Wregget	Pittsburgh	3-0	11-12-96	Pittsburgh	25
	80.	Mike Richter (2)	NY Rangers	3-0	12-13-96	Buffalo	30
	81.	Martin Brodeur	New Jersey	0-0	12-23-96	New Jersey	37
	82.	Patrick Lalime	Pittsburgh	2-0	12-28-96	Pittsburgh	21
	83.	Ron Tugnutt	Ottawa	2-0	4-2-97	Buffalo	15
	84.	Ron Tugnutt (2)	Ottawa	1-0	4-12-97	Ottawa	17

ALL-TIME SHUTOUTS AGAINST

1997-2007

SEASON	NO.	GOALTENDER	OPPONENT	SCORE	DATE	PLACE	SAVES
1997-98 (4)	85.	Ron Tugnutt (3)	Ottawa	3-0	12-6-97	Ottawa	25
	86.	Tommy Salo	NY Islanders	4-0	12-17-97	New York	28
	87.	Ron Hextall	Philadelphia	3-0	1-20-98	Philadelphia	29
	88.	Damian Rhodes	Ottawa	1-0	4-5-98	Buffalo	22
1998-99 (3)	89.	Olaf Kolzig	Washington	1-0	10-23-98	Buffalo	30
	90.	Mike Richter (3)	NY Rangers	0-0	10-27-98	New York	24
	91.	Nikolai Khabibulin	Phoenix	1-0	1-11-99	Phoenix	23
1999-00 (7)	92.	Chris Osgood	Detroit	2-0	10-2-99	Detroit	22
	93.	Ron Tugnutt (4)	Ottawa	4-0	10-23-99	Ottawa	19
	94.	John Grahame	Boston	3-0	10-30-99	Boston	26
	95.	Jamie McLennan	St. Louis	2-0	11-26-99	Buffalo	19
	96.	Ron Tugnutt (5)	Ottawa	0-0	12-8-99	Buffalo	30
	97.	Byron Dafoe	Boston	0-0	1-13-00	Boston	23
	98.	Byron Dafoe (2)	Boston	1-0	1-29-00	Boston	25
2000-01 (6)	99.	Felix Potvin	Vancouver	4-0	10-14-00	Vancouver	27
	100.	Roman Cechmanek	Philadelphia	3-0	11-4-00	Philadelphia	18
	101.	Curtis Joseph	Toronto	2-0	1-20-01	Toronto	28
	102.	Roman Cechmanek (2)	Philadelphia	2-0	3-1-01	Philadelphia	26
	103.	Tommy Salo (2)	Edmonton	4-0	3-9-01	Buffalo	28
	104.	Arturs Irbe	Carolina	1-0	3-21-01	Carolina	26
2001-02 (6)	105.	Patrick Lalime	Ottawa	3-0	11-3-01	Ottawa	28
	106.	Trevor Kidd	Florida	2-0	11-16-01	Buffalo	31
	107.	Johan Hedberg	Pittsburgh	2-0	1-10-02	Buffalo	36
	108.	Jussi Markkanen	Edmonton	3-0	3-4-02	Buffalo	25
	109.	Chris Osgood (2)	NY Islanders	3-0	3-12-02	Buffalo	28
	110.	Corey Schwab (2)	Toronto	2-0	3-23-02	Toronto	20
2002-03 (9)	111.	Jocelyn Thibault	Chicago	3-0	10-13-02	Chicago	26
	112.	Roman Turek	Calgary	3-0	10-31-02	Calgary	30
	113.	Kevin Weekes	Carolina	2-0	11-7-02	Carolina	26
	114.	Robert Esche	Philadelphia	2-0	12-14-02	Philadelphia	15
	115.	Roberto Luongo	Florida	2-0	12-20-02	Buffalo	30
	116.	Chris Osgood (3)	NY Islanders	1-0	12-31-02	Buffalo	38
	117.	Sebastian Caron	Pittsburgh	0-0	1-21-03	Buffalo	34
	118.	Mike Dunham	NY Rangers	3-0	3-19-03	New York	27
	119.	Marty Turco	Dallas	3-0	3-31-03	Dallas	18
2003-04 (5)	120.	Jeff Hackett	Philadelphia	2-0	10-9-03	Philadelphia	17
	121.	Rick DiPietro	NY Islanders	6-0	10-11-03	Buffalo	13
	122.	Jose Theodore	Montreal	3-0	11-8-03	Montreal	16
	123.	Felix Potvin (2)	Boston	1-0	1-15-04	Buffalo	27
	124.	Ed Belfour	Toronto	2-0	4-2-04	Buffalo	17
2005-06 (4)	125.	Dominik Hasek	Ottawa	5-0	10-8-05	Ottawa	35
	126.	Evgeni Nabokov/	San Jose	5-0	12-2-05	Buffalo	20
		Nolan Schaefer#					7
	127.	Kari Lehtonen	Atlanta	5-0	3-20-06	Atlanta	23
	128.	Jean-Sebastien Aubin	Toronto	7-0	4-1-06	Toronto	24
2006-07 (0)		None					

ALL-TIME SHUTOUTS AGAINST

2007-2015

SEASON	NO.	GOALTENDER	OPPONENT	SCORE	DATE	PLACE	SAVES
2007-08 (4)	129.	Pascal Leclaire	Columbus	3-0	10-19-07	Buffalo	21
	130.	Cristobal Huet	Montreal	2-0	11-5-07	Montreal	29
	131.	Andrew Raycroft	Toronto	3-0	11-9-07	Buffalo	30
	132.	Ty Conklin	Pittsburgh	2-0	12-29-07	Pittsburgh	26
2008-09 (4)	133.	Martin Biron	Philadelphia	3-0	11-21-08	Buffalo	40
	134.	Pekka Rinne	Nashville	2-0	12-1-08	Buffalo	30
	135.	Cam Ward	Carolina	3-0	2-15-09	Buffalo	36
	136.	Yann Danis	NY Islanders	2-0	2-28-09	New York	31
2009-10 (6)	137.	Martin Biron (2)	NY Islanders	5-0	10-31-09	New York	38
	138.	Jose Theodore (2)	Washington	2-0	11-25-09	Washington	25
	139.	Martin Brodeur (2)	New Jersey	3-0	12-7-09	Buffalo	37
	140.	Brian Elliott	Ottawa	2-0	12-16-09	Ottawa	22
	141.	Steve Mason	Columbus	4-0	2-6-10	Columbus	28
	142.	Jaroslav Halak	Montreal	3-0	4-3-10	Montreal	29
2010-11 (6)	143.	Martin Brodeur (3)	New Jersey	1-0	10-13-10	Buffalo	24
	144.	Andrew Raycroft (2)	Dallas	4-0	10-30-10	Dallas	34
	145.	Marc-Andre Fleury	Pittsburgh	1-0	11-24-10	Buffalo	30
	146.	Brian Elliott (2)	Ottawa	0-1*	12-4-10	Ottawa	31
	147.	Ty Conklin (2)	St. Louis	3-0	2-18-11	Buffalo	25
	148.	Cam Ward (2)	Carolina	1-0	3-15-11	Buffalo	40
2011-12 (4)	149.	Mathieu Garon	Tampa Bay	3-0	10-22-11	Tampa Bay	21
	150.	Jonas Gustavsson	Toronto	2-0	1-10-12	Toronto	32
	151.	Jimmy Howard	Detroit	5-0	1-16-12	Detroit	27
	152.	Henrik Lundqvist	NY Rangers	1-0**	2-1-12	Buffalo	34
2012-13 (3)	153.	Craig Anderson	Ottawa	2-0	2-12-13	Ottawa	42
	154.	Evgeni Nabokov#	NY Islanders	4-0	2-23-13	Buffalo	35
	155.	Anton Khudobin	Boston	2-0	3-31-13	Buffalo	26
2013-14 (10)	156.	Craig Anderson (2)	Ottawa	1-0	10-4-13	Buffalo	35
	157.	Roberto Luongo (2)	Vancouver	3-0	10-17-13	Buffalo	25
	158.	Henrik Lundqvist (2)	NY Rangers	2-0	10-31-13	New York	29
	159.	Jonathan Quick	Los Angeles	2-0	11-7-13	Los Angeles	19
	160.	Cory Schneider	New Jersey	1-0	11-30-13	New Jersey	15
	161.	Al Montoya	Winnipeg	3-0	12-31-13	Winnipeg	27
	162.	Marc-Andre Fleury (2)	Pittsburgh	3-0	1-27-14	Pittsburgh	24
	163.	Roberto Luongo (3)	Florida	2-0	3-7-14	Florida	25
	164.	Dustin Tokarski	Montreal	2-0	3-16-14	Buffalo	29
	165.	Carey Price	Montreal	2-0	3-25-14	Montreal	24
2014-15 (14)	166.	Roberto Luongo (4)	Florida	1-0	10-17-14	Buffalo	26
	167.	Niklas Svedberg	Boston	4-0	10-18-14	Buffalo	32
	168.	Jonathan Quick (2)	Los Angeles	2-0	10-23-14	Los Angeles	29
	169.	Jonathan Bernier	Toronto	4-0	10-28-14	Toronto	10
	170.	Marc-Andre Fleury (3)	Pittsburgh	5-0	11-1-14	Pittsburgh	18
	171.	Ben Bishop	Tampa Bay	5-0	12-4-14	Tampa Bay	13
	172.	Roberto Luongo (5)	Florida	2-0	1-2-15	Buffalo	30
	173.	Devan Dubnyk	Minnesota	7-0	1-15-15	Buffalo	18
	174.	Jake Allen	St. Louis	3-0	2-5-15	Buffalo	23
	175.	Andrei Vasilevskiy	Tampa Bay	3-0	3-3-15	Tampa Bay	28
	176.	MacKenzie Skapski	NY Rangers	2-0	3-14-15	Buffalo	20

2015

SEASON	NO.	GOALTENDER	OPPONENT	SCORE	DATE	PLACE	SAVES
2014-15 (14)	177.	Pekka Rinne (2)	Nashville	3-0	3-21-15	Nashville	24
	178.	Jaroslav Halak (2)	NY Islanders	3-0	4-4-15	New York	21
	179.	Marc-Andre Fleury (4)	Pittsburgh	2-0	4-11-15	Buffalo	28

OPPONENT SHUTOUT LEADERS

Roberto Luongo (5), Patrick Roy (5), Ron Tugnutt (5), Marc-Andre Fleury (4), Andy Moog (4), Martin Brodeur (3), Ed Giacomin (3), Chris Osgood (3), Glenn Resch (3), Mike Richter (3)

NOTE: Figure in parentheses for goaltender indicates cumulative total against the Sabres.

* Buffalo won 1-0 in a shootout. Buffalo's Ryan Miller was credited with the shutout win.
** New York won 1-0 in a shootout. Buffalo's Ryan Miller was also credited with a shutout.
# Evgeni Nabokov earned his first official shutout against the Sabres on Feb. 23, 2013 after sharing a shutout with Nolan Schaefer on Dec. 2, 2005 in Buffalo.

SABRES 1-0 GAMES — REGULAR SEASON

DATE	OPPONENT	GOAL SCORER	WINNING GOALIE	SABRES RECORD
12-6-70	**vs. Minnesota**	**Ron Anderson**	**Roger Crozier (BUF)**	**1-0**
1-20-72	**vs. Vancouver**	**Don Luce**	**Roger Crozier (BUF)**	**2-0**
11-12-72	**vs. Pittsburgh**	**Steve Atkinson**	**Roger Crozier (BUF)**	**3-0**
1-13-74	**vs. St. Louis**	**Gilbert Perreault**	**Dave Dryden (BUF)**	**4-0**
10-19-78	**vs. Toronto**	**Craig Ramsay**	**Don Edwards (BUF)**	**5-0**
3-27-86	**at Philadelphia**	**Gilbert Perreault**	**Jacques Cloutier (BUF)**	**6-0**
2-3-90	at Montreal	Stephane Richer	Patrick Roy (MTL)	6-1
2-4-90	vs. NY Islanders	Derek King	Glenn Healy (NYI)	6-2
4-8-94	**vs. Montreal**	**Donald Audette**	**Dominik Hasek (BUF)**	**7-2**
2-2-95	**at Washington**	**Dale Hawerchuk**	**Dominik Hasek (BUF)**	**8-2**
1-17-96	vs. Pittsburgh	Jaromir Jagr	Tom Barrasso (PIT)	8-3
1-26-96	at Washington	Joe Juneau	Jim Carey (WSH)	8-4
4-12-97	at Ottawa	Steve Duchesne	Ron Tugnutt (OTT)	8-5
12-19-97	**vs. Montreal**	**Donald Audette**	**Dominik Hasek (BUF)**	**9-5**
3-2-98	**at NY Rangers**	**Alexei Zhitnik**	**Dominik Hasek (BUF)**	**10-5**
3-27-98	**at Edmonton**	**Miroslav Satan**	**Dominik Hasek (BUF)**	**11-5**
4-5-98	vs. Ottawa	Daniel Alfredsson	Damian Rhodes (OTT)	11-6
10-23-98	vs. Washington	Jaroslav Svejkovsky	Olaf Kolzig (WSH)	11-7
1-11-99	at Phoenix	Dallas Drake	Nikolai Khabibulin (PHX)	11-8
1-28-00	**vs. Ottawa**	**James Patrick**	**Martin Biron (BUF)**	**12-8**
1-29-00	at Boston	P.J. Axelsson	Byron Dafoe (BOS)	12-9
1-19-01	**vs. Florida**	**Denis Hamel**	**Dominik Hasek (BUF)**	**13-9**
2-22-01	**at New Jersey**	**Dave Andreychuk**	**Dominik Hasek (BUF)**	**14-9**
3-21-01	at Carolina	David Tanabe	Arturs Irbe (CAR)	14-10
12-31-02*	vs. NY Islanders	Jason Blake	Chris Osgood (NYI)	14-11
1-14-03	**at Minnesota**	**Denis Hamel**	**Ryan Miller (BUF)**	**15-11**
1-18-03	**at Phoenix**	**Curtis Brown**	**Martin Biron (BUF)**	**16-11**
1-15-04	vs. Boston	Sergei Samsonov	Felix Potvin (BOS)	16-12
1-30-08	**at Florida**	**Thomas Vanek**	**Ryan Miller (BUF)**	**17-12**
2-13-08	**vs. Toronto**	**Paul Gaustad**	**Ryan Miller (BUF)**	**18-12**
10-10-09	**at Nashville**	**Mike Grier**	**Ryan Miller (BUF)**	**19-12**
1-3-10	at Montreal	Tim Connolly	Ryan Miller (BUF)	20-12
10-13-10	vs. New Jersey	Ilya Kovalchuk	Martin Brodeur (NJD)	20-13
11-24-10	vs. Pittsburgh	Pascal Dupuis	Marc-Andre Fleury (PIT)	20-14
12-4-10**	**at Ottawa**	**Thomas Vanek**	**Ryan Miller (BUF)**	**21-14**
3-15-11	vs. Carolina	Brandon Sutter	Cam Ward (CAR)	21-15
3-30-11	**vs. NY Rangers**	**Tim Connolly**	**Jhonas Enroth (BUF)**	**22-15**
11-18-11	**at Carolina**	**Jason Pominville**	**Jhonas Enroth (BUF)**	**23-15**
2-1-12**	vs. NY Rangers	Ryan Callahan	Henrik Lundqvist (NYR)	23-16
3-1-12	**at San Jose**	**Drew Stafford**	**Ryan Miller (BUF)**	**24-16**
4-13-13	**vs. Philadelphia**	**Christian Ehrhoff**	**Jhonas Enroth (BUF)**	**25-16**
10-4-13	vs. Ottawa	Erik Karlsson	Craig Anderson (OTT)	25-17
11-30-13	at New Jersey	Steve Bernier	Cory Schneider (NJD)	25-18
10-17-14	vs. Florida	Sean Bergenheim	Roberto Luongo (FLA)	25-19
12-9-14	**vs. Los Angeles**	**Tyler Ennis**	**Jhonas Enroth (BUF)**	**26-19**

SABRES 1-0 GAMES — PLAYOFFS

DATE	OPPONENT	GOAL SCORER	WINNING GOALIE	SABRES RECORD
4-6-83	**at Montreal**	**Brent Peterson**	**Bob Sauve (BUF)**	**1-0**
4-27-94*	**vs. New Jersey**	**Dave Hannan**	**Dominik Hasek (BUF)**	**2-0**
4-23-97*	at Ottawa	Daniel Alfredsson	Ron Tugnutt (OTT)	2-1
4-14-11	**at Philadelphia**	**Patrick Kaleta**	**Ryan Miller (BUF)**	**3-1**
4-20-11	**vs. Philadelphia**	**Jason Pominville**	**Ryan Miller (BUF)**	**4-1**

** - overtime decision ** - shootout decision*

ALL-TIME PENALTY SHOTS

SABRES ALL-TIME PENALTY SHOTS

GAME	MATCHUP	RESULT
Nov. 5, 1970 vs. Vancouver	Paul Andrea vs. Dunc Wilson	unsuccessful
Dec. 20, 1973 vs. Montreal	John Gould vs. Michel Plasse	unsuccessful
Jan. 31, 1974 at Philadelphia	**Rick Martin vs. Bernie Parent**	**goal**
Jan. 25, 1975 at Montreal	Rick Martin vs. Michel Larocque	unsuccessful
Feb. 2, 1975 vs. Kansas City	Don Luce vs. Denis Herron	unsuccessful
Oct. 19, 1975 vs. Washington	Don Luce vs. Ron Low	unsuccessful
Feb. 4, 1976 at Los Angeles	Gilbert Perreault vs. Rogie Vachon	unsuccessful
Feb. 22, 1976 vs. Montreal	Rene Robert vs. Ken Dryden	unsuccessful
April 1, 1978 at Toronto	Gilbert Perreault vs. Mike Palmateer	unsuccessful
Dec. 19, 1982 vs. Quebec	Brent Peterson vs. Dan Bouchard	unsuccessful
Nov. 25, 1983 vs. Chicago	**Gilbert Perreault vs. Murray Bannerman**	**goal**
Jan. 13, 1984 vs. Edmonton	Brent Peterson vs. Grant Fuhr	unsuccessful
Jan. 14, 1984 at Detroit	Brent Peterson vs. Greg Stefan	unsuccessful
Oct. 31, 1984 vs. Philadelphia	**John Tucker vs. Pelle Lindbergh**	**goal**
Dec. 26, 1984 vs. Toronto	John Tucker vs. Rick St. Croix	unsuccessful
Nov. 22, 1986 at Quebec	Dave Andreychuk vs. Clint Malarchuk	unsuccessful
Nov. 15, 1987 vs. Toronto	Christian Ruuttu vs. Ken Wregget	unsuccessful
April 9, 1988 vs. Boston*	**John Tucker vs. Andy Moog**	**goal**
Feb. 19, 1989 vs. Detroit	Mike Foligno vs. Glen Hanlon	unsuccessful
Oct. 17, 1990 vs. Montreal	**Pierre Turgeon vs. Patrick Roy**	**goal**
Oct. 12, 1991 at Quebec	Dave McLlwain vs. Ron Tugnutt	unsuccessful
Jan. 10, 1992 vs. Edmonton	Alexander Mogilny vs. Bill Ranford	unsuccessful
Feb. 7, 1992 vs. Minnesota	Dave Andreychuk vs. Darcy Wakaluk	unsuccessful
Nov. 11, 1992 vs. Boston	**Brad May vs. Andy Moog**	**goal**
Nov. 29, 1992 at Ottawa	**Pat LaFontaine vs. Peter Sidorkiewicz**	**goal**
Dec. 17, 1993 vs. Los Angeles	Alexander Mogilny vs. Robb Stauber	unsuccessful
Jan. 11, 1994 at Chicago	**Randy Wood vs. Jeff Hackett**	**goal**
Feb. 10, 1994 at Boston	Wayne Presley vs. Vincent Riendeau	unsuccessful
Oct. 22, 1995 vs. St. Louis	Dave Hannan vs. Grant Fuhr	unsuccessful
Feb. 3, 1996 at Boston	Randy Burridge vs. Bill Ranford	unsuccessful
Nov. 21, 1996 vs. Toronto	Donald Audette vs. Felix Potvin	unsuccessful
April 11, 1998 at Ottawa	**Dixon Ward vs. Damian Rhodes**	**goal**
Oct. 9, 1999 at Atlanta	**Miroslav Satan vs. Damien Rhodes**	**goal**
Dec. 28, 1999 vs. Detroit	Miroslav Satan vs. Ken Wregget	unsuccessful
March 4, 2000 at NY Islanders	Miroslav Satan vs. Kevin Weekes	unsuccessful
Nov. 3, 2001 at Ottawa	Miroslav Satan vs. Patrick Lalime	unsuccessful
Nov. 19, 2001 at Atlanta	**Tim Connolly vs. Milan Hnilicka**	**goal**
Feb. 15, 2003 vs. NY Rangers	**Miroslav Satan vs. Mike Dunham**	**goal**
Dec. 8, 2005 vs. Anaheim	**Thomas Vanek vs. J-S Giguere**	**goal**
March 12, 2006 vs. Boston	**Maxim Afinogenov vs. Andrew Raycroft**	**goal**
March 25, 2006 at Montreal	J-P Dumont vs. David Aebischer	unsuccessful
April 28, 2006 at Philadelphia*	Derek Roy vs. Robert Esche	unsuccessful
Nov. 10, 2006 vs. Florida	Thomas Vanek vs. Alexander Auld	unsuccessful
Dec. 28, 2006 vs. Carolina	**Ales Kotalik vs. John Grahame**	**goal**

ALL-TIME PENALTY SHOTS

SABRES ALL-TIME PENALTY SHOTS

GAME	MATCHUP	RESULT
Jan. 26, 2007 at Columbus	Daniel Paille vs. Fredrik Norrena	unsuccessful
Feb. 24, 2007 at Ottawa	Thomas Vanek vs. Ray Emery	unsuccessful
Dec. 1, 2007 vs. Carolina	Drew Stafford vs. John Grahame	unsuccessful
April 9, 2009 at Carolina	**Derek Roy vs. Michael Leighton**	**goal**
Oct. 16, 2009 vs. NY Islanders	**Clarke MacArthur vs. Dwayne Roloson**	**goal**
Dec. 29, 2009 vs. Pittsburgh	**Drew Stafford vs. Marc-Andre Fleury**	**goal**
April 10, 2010 at Ottawa	**Thomas Vanek vs. Pascal Leclaire**	**goal**
Jan. 14, 2012 at NY Islanders	Thomas Vanek vs. Evgeni Nabokov	unsuccessful
Feb. 19, 2012 vs. Pittsburgh	Patrick Kaleta vs. Marc-Andre Fleury	unsuccessful
Nov. 24, 2013 vs. Detroit	Steve Ott vs. Jonas Gustavsson	unsuccessful
Jan. 15, 2014 at Toronto	Zemgus Girgensons vs. James Reimer	unsuccessful
March 13, 2014 at Carolina	**Tyler Ennis vs. Cam Ward**	**goal**

Shots For: 56 ..... Goals: 20 ..... Unsuccessful: 36

** - Indicates a playoff game.*

OPPONENT ALL-TIME PENALTY SHOTS

GAME	MATCHUP	RESULT
Oct. 20, 1971 at Toronto	**Paul Henderson vs. Roger Crozier**	**unsuccessful**
Nov. 12, 1972 vs. Pittsburgh	**Lowell McDonald vs. Roger Crozier**	**unsuccessful**
March 9, 1973 at Vancouver	Andre Boudrias vs. Roger Crozier	goal
Nov. 13, 1974 at Montreal	**Steve Shutt vs. Gary Bromley**	**unsuccessful**
Dec. 5, 1974 vs. Washington	**Tommy Williams vs. Gary Bromley**	**unsuccessful**
Jan. 23, 1975 vs. Detroit	**Pierre Jarry vs. Roger Crozier**	**unsuccessful**
Feb. 22, 1981 vs. Montreal	**Steve Shutt vs. Don Edwards**	**unsuccessful**
Dec. 17, 1981 at Philadelphia	Behn Wilson vs. Don Edwards	goal
March 29, 1983 at Hartford	Blaine Stoughton vs. Bob Sauve	goal
March 9, 1984 vs. Los Angeles	Marcel Dionne vs. Tom Barrasso	goal
Jan. 5, 1985 at NY Islanders	**Bryan Trottier vs. Tom Barrasso**	**unsuccessful**
Jan. 24, 1991 at Chicago	**Dave Manson vs. Darcy Wakaluk**	**unsuccessful**
Jan. 29, 1992 at Detroit	Steve Yzerman vs. Daren Puppa	goal
March 3, 1992 at Quebec	Mats Sundin vs. Tom Draper	goal
March 8, 1992 vs. NY Islanders	**Marty McInnis vs. Tom Draper**	**unsuccessful**
March 17, 1992 at Minnesota	**Ulf Dahlen vs. Daren Puppa**	**unsuccessful**
March 10, 1993 at Quebec	Alexei Gusarov vs. Grant Fuhr	goal
March 8, 1995 at Montreal	**Mark Recchi vs. Dominik Hasek**	**unsuccessful**
March 23, 1996 at Pittsburgh	**Mario Lemieux vs. Dominik Hasek**	**unsuccessful**
Feb. 27, 1997 at New Jersey	John MacLean vs. Dominik Hasek	goal
March 8, 1997 at Montreal	**Vincent Damphousse vs. Dominik Hasek**	**unsuccessful**
April 10, 1997 at Boston	**Jason Allison vs. Dominik Hasek**	**unsuccessful**
May 11, 1997 vs. Philadelphia*	Eric Lindros vs. Steve Shields	goal
Oct. 7, 1997 vs. Dallas	Jere Lehtinen vs. Dominik Hasek	goal
May 29, 1999 at Toronto*	Mats Sundin vs. Dominik Hasek	goal
Jan. 6, 2000 vs. New Jersey	Petr Sykora vs. Dwayne Roloson	goal
Jan. 8, 2000 at Ottawa	**Daniel Alfredsson vs. Martin Biron**	**unsuccessful**
March 4, 2000 at NY Islanders	Olli Jokinen vs. Dominik Hasek	goal
April 16, 2000 vs. Philadelphia*	**Eric Desjardins vs. Dominik Hasek**	**unsuccessful**
Nov. 3, 2002 vs. Montreal	**Dainius Zubrus vs. Dominik Hasek**	**unsuccessful**
Feb. 1, 2001 at Tampa Bay	**Mike Johnson vs. Martin Biron**	**unsuccessful**
April 11, 2001 at Philadelphia*	**Mark Recchi vs. Dominik Hasek**	**unsuccessful**
May 2, 2001 at Pittsburgh*	**Martin Straka vs. Dominik Hasek**	**unsuccessful**
Dec. 13, 2002 vs. Chicago	Alexei Zhamnov vs. Martin Biron	goal
Nov. 5, 2003 vs. Atlanta	Patrik Stefan vs. Martin Biron	goal
Nov. 9, 2005 vs. Carolina	**Erik Cole vs. Martin Biron**	**unsuccessful**
Nov. 9, 2005 vs. Carolina	Erik Cole vs. Martin Biron	goal
Dec. 5, 2005 at Colorado	Marek Svatos vs. Martin Biron	goal
March 25, 2006 at Boston	**Travis Green vs. Ryan Miller**	**unsuccessful**
Oct. 17, 2006 vs. Philadelphia	**Mike Richards vs. Ryan Miller**	**unsuccessful**
Dec. 16, 2006 vs. Ottawa	**Jason Spezza vs. Ryan Miller**	**unsuccessful**
March 9, 2007 vs. Minnesota	**Marian Gaborik vs. Ryan Miller**	**unsuccessful**
Oct. 19, 2007 vs. Columbus	**Rick Nash vs. Ryan Miller**	**unsuccessful**
Dec. 28, 2007 at New Jersey	**Arron Asham vs. Ryan Miller**	**unsuccessful**

OPPONENT ALL-TIME PENALTY SHOTS

GAME	MATCHUP	RESULT
Feb. 27, 2008 vs. Nashville	**Scott Nichol vs. Ryan Miller**	**unsuccessful**
Jan. 1, 2009 at Toronto	**Niklas Hagman vs. Ryan Miller**	**unsuccessful**
Jan. 19, 2009 at Florida	David Booth vs. Ryan Miller	goal
March 20, 2009 vs. Philadelphia	**Mike Richards vs. Patrick Lalime**	**unsuccessful**
March 21, 2009 at NY Rangers	**Lauri Korpikoski vs. Patrick Lalime**	**unsuccessful**
Oct. 13, 2009 vs. Detroit	**Valteri Filppula vs. Ryan Miller**	**unsuccessful**
Oct. 31, 2009 at NY Islanders	**Doug Weight vs. Patrick Lalime**	**unsuccessful**
March 29, 2010 at Boston	**Marco Sturm vs. Ryan Miller**	**unsuccessful**
Dec. 18, 2010 at Tampa Bay	**Vincent Lecavalier vs. Ryan Miller**	**unsuccessful**
March 19, 2011 vs. Atlanta	**Evander Kane vs. Ryan Miller**	**unsuccessful**
Nov. 26, 2011 vs. Washington	Jason Chimera vs. Jhonas Enroth	goal
Dec. 16, 2011 vs. Toronto	Nikolai Kulemin vs. Ryan Miller	goal
Feb. 9, 2013 at NY Islanders	**John Tavares vs. Ryan Miller**	**unsuccessful**
April 22, 2013 vs. Winnipeg	**Evander Kane vs. Jhonas Enroth**	**unsuccessful**
Oct. 2, 2013 at Detroit	**Cory Emmerton vs. Ryan Miller**	**unsuccessful**
Oct. 5, 2013 at Pittsburgh	Chris Kunitz vs. Jhonas Enroth	goal
March 7, 2013 at Florida	**Sean Bergenheim vs. Michal Neuvirth**	**unsuccessful**
Oct. 13, 2014 vs. Anaheim	Ryan Kesler vs. Michal Neuvirth	goal
Feb. 17, 2015 at New Jersey	**Adam Henrique vs. Michal Neuvirth**	**unsuccessful**
March 7, 2015 at Washington	**Alex Ovechkin vs. Anders Lindback**	**unsuccessful**

Shots Against: 64 ..... Goals Against: 22 ..... Unsuccessful: 42

** - Indicates a playoff game.*

1970 TO 2015 GOALS, ASSISTS & POINTS

YEAR	GOALS	ASSISTS	POINTS
1970-71	Perreault (38)	Goyette (46)	Perreault (72)
1971-72	Martin (44)	Perreault (48)	Martin & Perreault (74)
1972-73	Robert (40)	Perreault (60)	Perreault (88)
1973-74	Martin (52)	Robert (44)	Martin (86)
1974-75	Martin (52)	Robert (60)	Robert (100)
1975-76	Gare (50)	Perreault (69)	Perreault (113)
1976-77	Perreault (39)	Perreault (56)	Perreault (95)
1977-78	Perreault (41)	Perreault & Robert (48)	Perreault (89)
1978-79	Martin (32)	Perreault (58)	Perreault (85)
1979-80	Gare (56)	Perreault (66)	Perreault (106)
1980-81	Gare (46)	Van Boxmeer (51)	Gare (85)
1981-82	Perreault (31)	Van Boxmeer (54)	Perreault (73)
1982-83	McKegney (36)	Housley (47)	Perreault (76)
1983-84	Andreychuk (38)	Perreault (59)	Perreault (90)
1984-85	Andreychuk (31)	Perreault & Housley (53)	Perreault (83)
1985-86	Foligno (41)	Andreychuk (51)	Andreychuk (87)
1986-87	Foligno (30)	Andreychuk (48)	Andreychuk (73)
1987-88	Sheppard (38)	Andreychuk (48)	Andreychuk (78)
1988-89	Turgeon (34)	Turgeon (54)	Turgeon (88)
1989-90	Andreychuk & Turgeon (40)	Turgeon (66)	Turgeon (106)
1990-91	Andreychuk (36)	Hawerchuk (58)	Hawerchuk (89)
1991-92	LaFontaine (46)	Hawerchuk (75)	Hawerchuk (98)
1992-93	Mogilny (76)	LaFontaine (95)	LaFontaine (148)
1993-94	Hawerchuk (35)	Hawerchuk (51)	Hawerchuk (86)
1994-95	Audette (24)	Mogilny (28)	Mogilny (47)
1995-96	LaFontaine (40)	LaFontaine (51)	LaFontaine (91)
1996-97	Audette (28)	Galley (34)	Plante (53)
1997-98	Audette (24)	Zhitnik (30)	Satan (46)
1998-99	Satan (40)	Woolley (33)	Satan (66)
1999-00	Satan (33)	Gilmour (48)	Gilmour (73)
2000-01	Audette (34)	Audette (45)	Audette (79)
2001-02	Satan (37)	Satan (36)	Satan (73)
2002-03	Satan (26)	Satan (49)	Satan (75)
2003-04	Satan (29)	Briere & Hecht (37)	Briere (65)
2005-06	Drury (30)	Afinogenov (51)	Afinogenov (73)
2006-07	Vanek (43)	Briere (63)	Briere (95)
2007-08	Vanek (36)	Pominville (53)	Roy (81)
2008-09	Vanek (40)	Pominville (46)	Roy (70)
2009-10	Vanek (28)	Connolly (48)	Roy (69)
2010-11	Vanek (32)	Vanek (41)	Vanek (73)
2011-12	Pominville (30)	Pominville (43)	Pominville (73)
2012-13	Vanek (20)	Vanek & Ennis (21)	Vanek (41)
2013-14	Ennis (21)	Ehrhoff (27)	Hodgson (44)
2014-15	Ennis (20)	Moulson (28)	Ennis (46)

1970 TO 2015 — PENALTY MINUTES, PLUS/MINUS, GOALS AGAINST AVERAGE

YEAR	PENALTY MINUTES	PLUS/MINUS	GOALS-AGAINST AVG
1970-71	Pratt (179)	Atkinson (+1)	Crozier (3.68)
1971-72	Hamilton (105)	Ramsay (+5)	Crozier (3.51)
1972-73	Schoenfeld (178)	Robert (+16)	Dryden (2.65)
1973-74	Carriere (103)	Ramsay (+17)	Dryden (2.97)
1974-75	Korab & Schoenfeld (184)	Luce (+61)	Bromley (3.10)
1975-76	Gare (129)	Guevremont (+47)	Desjardins (2.95)
1976-77	Korab (120)	Hajt (+39)	Edwards (2.51)
1977-78	Korab (119)	Hajt (+36)	Edwards (2.64)
1978-79	Korab (104)	Ramsay (+21)	Edwards (3.02)
1979-80	Playfair (145)	Schoenfeld (+60)	Sauve (2.36)
1980-81	Playfair (169)	Ramsay (+39)	Edwards (2.96)
1981-82	Playfair (258)	Van Boxmeer (+23)	Edwards (3.51)
1982-83	Playfair (180)	Ramsey (+20)	Sauve (3.45)
1983-84	Playfair (209)	Foligno (+32)	Barrasso (2.84)
1984-85	Playfair (157)	Hajt (+32)	Barrasso (2.66)
1985-86	Foligno (168)	Foligno (+25)	Barrasso (3.61)
1986-87	Dykstra (179)	Foligno (+13)	Barrasso (3.65)
1987-88	Foligno (220)	Johansson (+12)	Barrasso (3.31)
1988-89	Hartman (316)	Ruuttu (+13)	Puppa (3.36)
1989-90	Hartman (211)	Ramsey (+21)	Puppa (2.89)
1990-91	Ray (350)	Four Players (+14)	Malarchuk (3.35)
1991-92	Ray (354)	LaFontaine (+10)	Draper (3.21)
1992-93	May (242)	Bodger (+14)	Hasek (3.15)
1993-94	Ray (274)	Muni (+28)	Hasek (1.95)
1994-95	Ray (173)	Khmylev (+8)	Hasek (2.11)
1995-96	Barnaby (335)	Wilson (+13)	Hasek (2.83)
1996-97	Ray (286)	Peca (+26)	Hasek (2.27)
1997-98	Barnaby (289)	Shannon (+26)	Hasek (2.09)
1998-99	Ray (261)	Shannon (+28)	Hasek (1.87)
1999-00	Ray (158)	Tsyplakov (+23)	Hasek (2.21)
2000-01	Ray (210)	Brown (+15)	Hasek (2.11)
2001-02	Ray (200)	McKee (+18)	Biron (2.22)
2002-03	Boulton (178)	Brown & Hecht (+4)	Noronen (2.42)
2003-04	Peters (151)	Hecht (+17)	Biron (2.52)
2005-06	Peters (100)	Kalinin (+14)	Miller (2.60)
2006-07	Mair (128)	Vanek (+47)	Miller (2.73)
2007-08	Peters (100)	Pominville (+16)	Miller (2.64)
2008-09	Gaustad (108)	Connolly (+12)	Miller (2.53)
2009-10	Rivet (100)	Hecht (+14)	Miller (2.22)
2010-11	McCormick (142)	Montador (+16)	Miller (2.59)
2011-12	Kaleta (116)	Ennis (+11)	Miller (2.55)
2012-13	Ott (93)	Ehrhoff, Hecht & Flynn (+6)	Enroth (2.60)
2013-14	Scott (125)	McNabb (+1)	Miller (2.72)
2014-15	Deslauriers (71)	Pysyk (+4)	Lindback (2.76)

1970 TO 2006 GOALTENDERS YEARLY WIN/LOSS RECORD

YEAR	GOALTENDER	W	L	T/OTL
1970-71	Roger Crozier	9	20	7
	Joe Daley	12	16	8
	Dave Dryden	3	3	0
1971-72	Roger Crozier	13	34	14
	Dave Dryden	3	9	5
1972-73	Roger Crozier	23	13	7
	Dave Dryden	14	13	7
	Rocky Farr	0	1	0
1973-74	Gary Bromley	3	5	3
	Roger Crozier	4	5	0
	Dave Dryden	23	20	8
	Rocky Farr	2	4	1
1974-75	Gary Bromley	26	11	11
	Roger Crozier	17	2	1
	Gerry Desjardins	6	2	1
	Rocky Farr	0	1	2
1975-76	Gary Bromley	0	1	0
	Roger Crozier	8	2	5
	Gerry Desjardins	29	15	11
	Al Smith	9	3	2
1976-77	Gerry Desjardins	31	12	6
	Don Edwards	16	7	2
	Bob Sauve	1	2	0
	Al Smith	0	3	0
1977-78	Gerry Desjardins	0	1	0
	Don Edwards	38	16	17
	Bob Sauve	6	2	0
1978-79	Don Edwards	26	18	9
	Randy Ireland	0	0	0
	Bob Sauve	10	10	7
1979-80	Don Edwards	27	9	12
	Bob Sauve	20	8	4
1980-81	Don Edwards	23	10	12
	Bob Sauve	16	10	9
1981-82	Jacques Cloutier	5	1	0
	Don Edwards	26	23	9
	Paul Harrison	2	1	1
	Bob Sauve	6	1	5
1982-83	Jacques Cloutier	10	7	6
	Phil Myre	3	2	0
	Bob Sauve	25	20	7
1983-84	Tom Barrasso	26	12	3
	Bob Sauve	22	13	4
1984-85	Tom Barrasso	25	18	10
	Jacques Cloutier	0	0	1
	Bob Sauve	13	10	3
1985-86	Tom Barrasso	29	24	5
	Jacques Cloutier	5	9	1
	Daren Puppa	0	2	1
1986-87	Tom Barrasso	17	23	2
	Jacques Cloutier	11	19	5
	Daren Puppa	0	2	1
1987-88	Tom Barrasso	25	18	8
	Jacques Cloutier	4	8	2
	Daren Puppa	8	6	1
1988-89	Tom Barrasso	2	7	0
	Jacques Cloutier	15	14	0
	Darren Eliot	0	0	0
	Clint Malarchuk	3	1	1
	Daren Puppa	17	10	6
	Darcy Wakaluk	1	3	0
1989-90	Clint Malarchuk	14	11	2
	Daren Puppa	31	16	6
1990-91	David Littman	0	0	0
	Clint Malarchuk	12	14	10
	Daren Puppa	15	11	6
	Darcy Wakaluk	4	5	3
1991-92	Tom Draper	10	9	5
	David Littman	0	1	0
	Clint Malarchuk	10	13	3
	Daren Puppa	11	14	4
1992-93	Tom Draper	5	6	0
	Grant Fuhr	11	15	2
	Dominik Hasek	11	10	4
	Daren Puppa	11	5	4
1993-94	Grant Fuhr	13	12	3
	Dominik Hasek	30	20	6
1994-95	Grant Fuhr	1	2	0
	Dominik Hasek	19	14	7
	Robb Stauber	2	3	0
1995-96	Martin Biron	0	2	0
	John Blue	2	2	0
	Dominik Hasek	22	30	6
	Steve Shields	1	0	0
	Andrei Trefilov	8	8	1
1996-97	Dominik Hasek	37	20	10
	Steve Shields	3	8	2
	Andrei Trefilov	0	2	0
1997-98	Dominik Hasek	33	23	13
	Steve Shields	3	6	4
1998-99	Martin Biron	1	2	1
	Dominik Hasek	30	18	14
	Dwayne Roloson	6	8	2
1999-00	Martin Biron	19	18	2
	Dominik Hasek	15	11	6
	Dwayne Roloson	1	7	3
2000-01	Martin Biron	7	7	1
	Dominik Hasek	37	24	4
	Mika Noronen	2	0	0
	Peter Skudra	0	0	0
2001-02	Martin Biron	31	28	10
	Bob Essensa	0	5	0
	Mika Noronen	4	3	1
2002-03	Martin Biron	17	28	6
	Ryan Miller	6	8	1
	Mika Noronen	4	9	3
2003-04	Martin Biron	26	18	5
	Ryan Miller	0	3	0
	Mika Noronen	11	17	2
2005-06	Martin Biron	21	8	3

2005 TO 2015 GOALTENDERS YEARLY WIN/LOSS RECORD

YEAR	GOALTENDER	W	L	T/OTL
2005-06	Ryan Miller	30	14	3
	Mika Noronen	1	2	0
2006-07	Martin Biron	12	4	1
	Ty Conklin	1	2	0
	Ryan Miller	40	16	6
2007-08	Ryan Miller	36	27	10
	Jocelyn Thibault	3	4	2
2008-09	Patrick Lalime	5	13	3
	Ryan Miller	34	18	6
	Mikael Tellqvist	2	1	0
2009-10	Jhonas Enroth	0	1	0
	Patrick Lalime	4	8	2
	Ryan Miller	41	18	8
2010-11	Jhonas Enroth	9	2	2
	Patrick Lalime	0	5	0
	Ryan Miller	34	22	8
2011-12	Jhonas Enroth	8	11	4
	Drew MacIntyre	0	0	0
	Ryan Miller	31	21	7
2012-13	Jhonas Enroth	4	4	1
	Ryan Miller	17	17	5
2013-14	Jhonas Enroth	4	17	5
	Matt Hackett	1	6	1
	Connor Knapp	0	0	1
	Nathan Lieuwen	1	4	0
	Ryan Miller	15	22	3
	Michal Neuvirth	0	2	0
2014-15	Jhonas Enroth	13	21	2
	Matt Hackett	0	4	1
	Anders Lindback	4	8	2
	Andrey Makarov	0	1	0
	Michal Neuvirth	6	17	3

GAMES PLAYED

PLAYER	TOT.
Gilbert Perreault	1,191
Craig Ramsay	1,070
Mike Ramsey	911
Rob Ray	889
Bill Hajt	854
Dave Andreychuk	837
Don Luce	766
Alexei Zhitnik	712
Rick Martin	681
Ric Seiling	664
Mike Foligno	664

GAME-WINNING GOALS

PLAYER	TOT.
Gilbert Perreault	81
Rick Martin	47
Mike Foligno	43
Thomas Vanek	41
Dave Andreychuk	38
Danny Gare	35
Miroslav Satan	33
Craig Ramsay	32
Rene Robert	32
Three Players Tied	*30*

PENALTY MINUTES

PLAYER	TOT.
Rob Ray	3,189
Mike Foligno	1,450
Larry Playfair	1,392
Brad May	1,323
Matthew Barnaby	1,248
Lindy Ruff	1,126
Jim Schoenfeld	1,025
Mike Ramsey	924
Mike Hartman	890
Jerry Korab	870

GOALS

PLAYER	TOT.
Gilbert Perreault	512
Rick Martin	382
Dave Andreychuk	368
Danny Gare	267
Thomas Vanek	254
Craig Ramsay	252
Mike Foligno	247
Miroslav Satan	224
Rene Robert	222
Don Luce	216

POWER-PLAY GOALS

PLAYER	TOT.
Dave Andreychuk	161
Gilbert Perreault	128
Rick Martin	112
Thomas Vanek	106
Alexander Mogilny	78
Miroslav Satan	74
Danny Gare	66
Pat LaFontaine	66
Donald Audette	65
Mike Foligno	62

SHOTS

PLAYER	TOT.
Gilbert Perreault	3,079
Rick Martin	2,519
Dave Andreychuk	2,342
Danny Gare	1,783
Don Luce	1,776
Rene Robert	1,754
Thomas Vanek	1,685
Craig Ramsay	1,614
Jason Pominville	1,606
Jochen Hecht	1,602

ASSISTS

PLAYER	TOT.
Gilbert Perreault	814
Dave Andreychuk	436
Craig Ramsay	420
Phil Housley	380
Rene Robert	330
Rick Martin	313
Don Luce	310
Dale Hawerchuk	275
Jason Pominville	271
Derek Roy	266

SHORTHANDED GOALS

PLAYER	TOT.
Craig Ramsay	27
Don Luce	25
Miroslav Satan	15
Michael Peca	14
Wayne Presley	11
Jason Pominville	10
Curtis Brown	9
Ric Seiling	9
Six Players Tied	*8*

HAT TRICKS

PLAYER	TOT.
Rick Martin	21
Gilbert Perreault	18
Danny Gare	10
Alexander Mogilny	10
Dave Andreychuk	9
Thomas Vanek	8
Pat LaFontaine	6
Miroslav Satan	6
Drew Stafford	6
Two Players Tied	*5*

POINTS

PLAYER	TOT.
Gilbert Perreault	1,326
Dave Andreychuk	804
Rick Martin	695
Craig Ramsay	672
Phil Housley	558
Rene Robert	552
Don Luce	527
Mike Foligno	511
Danny Gare	500
Thomas Vanek	497

GAME-TYING GOALS

PLAYER	TOT.
Danny Gare	21
Rick Martin	20
Gilbert Perreault	16
Craig Ramsay	15
Rene Robert	10
Don Luce	10
Mike Foligno	8
Dave Andreychuk	8
Gerry Meehan	7
Two Players Tied	6

GOALTENDER GAMES

PLAYER	TOT.
Ryan Miller	540
Dominik Hasek	491
Don Edwards	307
Martin Biron	300
Tom Barrasso	266
Bob Sauve	246
Daren Puppa	215
Roger Crozier	202
Jacques Cloutier	144
Dave Dryden	120

GOALTENDER WINS

PLAYER	TOT.
Ryan Miller	284
Dominik Hasek	234
Don Edwards	156
Martin Biron	134
Tom Barrasso	124
Bob Sauve	119
Daren Puppa	96
Roger Crozier	74
Gerry Desjardins	66
Jacques Cloutier	50

GOALTENDER SHUTOUTS

PLAYER	TOT.
Dominik Hasek	55
Ryan Miller	28
Martin Biron	18
Don Edwards	14
Tom Barrasso	13
Roger Crozier	10
Bob Sauve	7
Gerry Desjardins	5
Dave Dryden	5
Daren Puppa	5

GOALTENDER MINUTES

PLAYER	TOT.
Ryan Miller	31,661
Dominik Hasek	28,664
Don Edwards	17,969
Martin Biron	16,773
Tom Barrasso	15,426
Bob Sauve	14,063
Daren Puppa	11,759
Roger Crozier	10,980
Jacques Cloutier	7,438
Gerry Desjardins	6,802

SABRES SINGLE-SEASON LEADERS

MOST GOALS IN A SEASON

76 ..... Alexander Mogilny (1992-93)
56 ..... Danny Gare (1979-80)
53 ..... Pat LaFontaine (1992-93)
52 ..... Rick Martin (1973-74)
52 ..... Rick Martin (1974-75)
50 ..... Danny Gare (1975-76)
49 ..... Rick Martin (1975-76)
46 ..... Pat LaFontaine (1991-92)
46 ..... Danny Gare (1980-81)
45 ..... Rick Martin (1979-80)

MOST ASSISTS IN A SEASON

95 ..... Pat LaFontaine (1992-93)
80 ..... Dale Hawerchuk (1992-93)
75 ..... Dale Hawerchuk (1991-92)
69 ..... Gilbert Perreault (1975-76)
66 ..... Gilbert Perreault (1979-80)
66 ..... Pierre Turgeon (1989-90)
63 ..... Daniel Briere (2006-07)
60 ..... Rene Robert (1974-75)
60 ..... Phil Housley (1989-90)
60 ..... Gilbert Perreault (1972-73)

MOST POINTS IN A SEASON

148 ..... Pat LaFontaine (1992-93)
127 ..... Alexander Mogilny (1992-93)
113 ..... Gilbert Perreault (1975-76)
106 ..... Gilbert Perreault (1979-80)
106 ..... Pierre Turgeon (1989-90)
100 ..... Rene Robert (1974-75)
98 ..... Dale Hawerchuk (1991-92)
96 ..... Dale Hawerchuk (1992-93)
96 ..... Gilbert Perreault (1974-75)
95 ..... Daniel Briere (2006-07)
95 ..... Rick Martin (1974-75)
95 ..... Gilbert Perreault (1976-77)

BEST PLUS/MINUS IN A SEASON (40 GP)

+61 ..... Don Luce (1974-75)
+60 ..... Jim Schoenfeld (1979-80)
+51 ..... Craig Ramsay (1974-75)
+49 ..... Danny Gare (1979-80)
+47 ..... Bill Hajt (1974-75)
+47 ..... Jocelyn Guevremont (1975-76)
+47 ..... Thomas Vanek (2006-07)
+44 ..... Craig Ramsay (1975-76)
+41 ..... Jerry Korab (1974-75)
+40 ..... Danny Gare (1974-75)
+40 ..... Jim Schoenfeld (1975-76)
+40 ..... Tony McKegney (1979-80)
+40 ..... John Van Boxmeer (1979-80)

MOST POWER-PLAY GOALS IN A SEASON

28 ..... Dave Andreychuk (1991-92)
27 ..... Alexander Mogilny (1992-93)
23 ..... Pat LaFontaine (1991-92)
21 ..... Rick Martin (1974-75)
20 ..... Thomas Vanek (2008-09)
20 ..... Pat LaFontaine (1992-93)
20 ..... Dave Andreychuk (1992-93)
19 ..... Thomas Vanek (2007-08)
19 ..... Pierre Turgeon (1988-89)
19 ..... Rick Martin (1971-72)

MOST SHORTHANDED GOALS IN A SEASON

8 ..... Don Luce (1974-75)
7 ..... Craig Ramsay (1974-75)
6 ..... Michael Peca (1996-97)
5 ..... Michael Peca (1997-98)
5 ..... Wayne Presley (1994-95)
5 ..... Wayne Presley (1993-94)
5 ..... Craig Ramsay (1977-78)
4 ..... Dave Snuggerud (1990-91)
4 ..... Don Luce (1980-81)
4 ..... Curtis Brown (2002-03)

MOST GAME-WINNING GOALS IN A SEASON

11 ..... Alexander Mogilny (1992-93)
11 ..... Danny Gare (1979-80)
10 ..... Pierre Turgeon (1989-90)
9 ..... Derek Roy (2008-09)
9 ..... Thomas Vanek (2007-08)
9 ..... Chris Drury (2006-07)
9 ..... Gilbert Perreault (1976-77)
8 ..... Michael Peca (1998-99)
8 ..... Gilbert Perreault (1974-75)
7 ..... 15 players tied

MOST SHOTS IN A SEASON

360 ..... Alexander Mogilny (1992-93)
337 ..... Dave Andreychuk (1991-92)
327 ..... Rick Martin (1975-76)
320 ..... Rick Martin (1973-74)
306 ..... Pat LaFontaine (1992-93)
303 ..... Danny Gare (1975-76)
301 ..... Rick Martin (1974-75)
299 ..... Rick Martin (1972-73)
274 ..... Danny Gare (1974-75)
273 ..... Rene Robert (1975-76)

MOST GAME-TYING GOALS IN A SEASON

6 ..... Danny Gare (1977-78)
4 ..... Danny Gare (1978-79)
4 ..... Danny Gare (1975-76)
4 ..... Rick Martin (1971-72)
3 ..... several players tied

SABRES SINGLE-SEASON LEADERS

BEST SHOOTING PERCENTAGE (50+ GP)

24.4	Peter McNab (1974-75)
24.2	Mikko Makela (1990-91)
23.1	Yvon Lambert (1981-82)
23.0	Craig Ramsay (1978-79)
22.9	Kevin Maguire (1988-89)
22.7	Pat LaFontaine (1991-92)
22.2	Gilbert Perreault (1979-80)
22.0	Ray Sheppard (1987-88)
21.8	Craig Ramsay (1980-81)
21.4	Gilbert Perreault (1977-78)
21.4	Ric Seiling (1980-81)

MOST PENALTY MINUTES IN A SEASON

354	Rob Ray (1991-92)
350	Rob Ray (1990-91)
335	Matthew Barnaby (1995-96)
316	Mike Hartman (1988-89)
309	Brad May (1991-92)
305	Gord Donnelly (1991-92)
295	Brad May (1995-96)
289	Matthew Barnaby (1997-98)
287	Rob Ray (1995-96)
286	Rob Ray (1996-97)

MOST HAT TRICKS IN A SEASON

7	Rick Martin (1975-76)
7	Alexander Mogilny (1992-93)
4	Pat LaFontaine (1991-92)
4	Rick Martin (1973-74)
4	Gilbert Perreault (1977-78)
4	Drew Stafford (2010-11)
4	Thomas Vanek (2007-08)
3	Dave Andreychuk (1987-88)
3	Danny Gare (1975-76)
3	Gilbert Perreault (1974-75)
3	Rene Robert (1976-77)
3	Eddie Shack (1970-71)

MOST GAMES BY A GOALTENDER

76	Ryan Miller (2007-08)
72	Martin Biron (2001-02)
72	Don Edwards (1977-78)
72	Dominik Hasek (1997-98)
69	Ryan Miller (2009-10)
67	Dominik Hasek (1996-97)
67	Dominik Hasek (2000-01)
66	Ryan Miller (2010-11)
64	Dominik Hasek (1998-99
63	Roger Crozier (1971-72)
63	Ryan Miller (2006-07)

MOST MINUTES BY A GOALTENDER

4,474	Ryan Miller (2007-08)
4,220	Dominik Hasek (1997-98)
4,209	Don Edwards (1977-78)
4,085	Martin Biron (2001-02)
4,047	Ryan Miller (2009-10)
4,037	Dominik Hasek (1996-97)
3,904	Dominik Hasek (2000-01)
3,829	Ryan Miller (2010-11)
3,817	Dominik Hasek (1998-99)
3,693	Ryan Miller (2006-07)
3,654	Roger Crozier (1971-72)

MOST WINS BY A GOALTENDER

41	Ryan Miller (2009-10)
40	Ryan Miller (2006-07)
38	Don Edwards (1977-78)
37	Dominik Hasek (1996-97)
37	Dominik Hasek (2000-01)
36	Ryan Miller (2007-08)
34	Ryan Miller (2008-09)
34	Ryan Miller (2010-11)
33	Dominik Hasek (1997-98)
31	Martin Biron (2001-02)
31	Gerry Desjardins (1976-77)
31	Daren Puppa (1989-90)

MOST LOSSES BY A GOALTENDER

34	Roger Crozier (1971-72)
30	Dominik Hasek (1995-96)
28	Martin Biron (2002-03)
28	Martin Biron (2001-02)
27	Ryan Miller (2007-08)
24	Dominik Hasek (2000-01)
24	Tom Barrasso (1985-86)
23	Dominik Hasek (1997-98)
23	Don Edwards (1981-82)
23	Tom Barrasso (1986-87)

BEST SAVE PERCENTAGE (25+ GP)

.937	Dominik Hasek (1998-99)
.932	Dominik Hasek (1997-98)
.930	Dominik Hasek (1996-97)
.930	Dominik Hasek (1994-95)
.930	Dominik Hasek (1993-94)
.929	Ryan Miller (2009-10)
.923	Ryan Miller (2013-14)
.921	Dominik Hasek (2000-01)
.920	Martin Biron (2001-02)
.920	Dominik Hasek (1995-96)

LOWEST GOALS-AGAINST AVG. (25+ GP)

1.87	Dominik Hasek (1998-99)
1.95	Dominik Hasek (1993-94)
2.09	Dominik Hasek (1997-98)
2.11	Dominik Hasek (2000-01)
2.11	Dominik Hasek (1994-95)
2.21	Dominik Hasek (1999-00)
2.22	Ryan Miller (2009-10)
2.22	Martin Biron (2001-02)
2.27	Dominik Hasek (1996-97)
2.36	Bob Sauve (1979-80)

MOST SHOTS FACED BY A GOALTENDER

2,190	Roger Crozier (1971-72)
2,177	Dominik Hasek (1996-97)
2,149	Dominik Hasek (1997-98)
2,098	Ryan Miller (2009-10)
2,011	Dominik Hasek (1995-96)
1,970	Don Edwards (1977-78)
1,964	Ryan Miller (2010-11)
1,886	Ryan Miller (2006-07)
1,877	Dominik Hasek (1998-99)
1,788	Ryan Miller (2011-12)

MOST GOALS BY A DEFENSEMAN

31	Phil Housley (1983-84)
29	Phil Housley (1987-88)
26	Phil Housley (1988-89)
21	Phil Housley (1986-87)
21	Phil Housley (1989-90)
19	Phil Housley (1982-83)
18	John Van Boxmeer (1980-81)
16	Phil Housley (1984-85)
15	Phil Housley (1985-86)
15	Alexei Zhitnik (1997-98)

MOST ASSISTS BY A DEFENSEMAN

60	Phil Housley (1989-90)
54	John Van Boxmeer (1981-82)
53	Phil Housley (1984-85)
51	John Van Boxmeer (1980-81)
47	Phil Housley (1985-86)
47	Phil Housley (1982-83)
46	Phil Housley (1986-87)
46	Phil Housley (1983-84)
45	Doug Bodger (1992-93)
44	Garry Galley (1995-96)
44	Jerry Korab (1974-75)
44	Phil Housley (1988-89)

MOST POINTS BY A DEFENSEMAN

81	Phil Housley (1989-90)
77	Phil Housley (1983-84)
70	Phil Housley (1988-89)
69	Phil Housley (1984-85)

Continued in the next column.

MOST POINTS BY A DEFENSEMAN

69	John Van Boxmeer (1980-81)
68	John Van Boxmeer (1981-82)
67	Phil Housley (1986-87)
66	Phil Housley (1987-88)
66	Phil Housley (1982-83)
62	Phil Housley (1985-86)

MOST GOALS BY A ROOKIE

44	Rick Martin (1971-72)
38	Gilbert Perreault (1970-71)
38	Ray Sheppard (1987-88)
31	Donald Audette (1991-92)
31	Danny Gare (1974-75)
25	Thomas Vanek (2005-06)
22	Peter McNab (1974-75)
22	Christian Ruuttu (1986-87)
22	John Tucker (1984-85)
21	Ales Kotalik (2002-03)
21	Derek Plante (1993-94)

MOST ASSISTS BY A ROOKIE

47	Phil Housley (1982-83)
43	Christian Ruuttu (1986-87)
38	Calle Johansson (1987-88)
37	Tyler Myers (2009-10)
36	J.F. Sauve (1981-82)
35	Derek Plante (1993-94)
34	Gilbert Perreault (1970-71)
31	Danny Gare (1974-75)
30	Benoit Hogue (1988-89)
30	Rick Martin (1971-72)

MOST POINTS BY A ROOKIE

74	Rick Martin (1971-72)
72	Gilbert Perreault (1970-71)
66	Phil Housley (1982-83)
65	Christian Ruuttu (1986-87)
65	Ray Sheppard (1987-88)
62	Danny Gare (1974-75)
56	Derek Plante (1993-94)
55	J.F. Sauve (1981-82)
49	Tyler Ennis (2010-11)
49	John Tucker (1984-85)

MOST PENALTY MINUTES BY A ROOKIE

309	Brad May (1991-92)
178	Jim Schoenfeld (1972-73)
168	Doug Barrie (1970-71)
162	Kevin Maguire (1987-88)
151	Andrew Peters (2003-04)
120	Benoit Hogue (1988-89)
115	Bob Halkidis (1985-86)
108	Steve Dykstra (1985-86)
106	Matthew Barnaby (1993-94)
104	Bob Boughner (1995-96)

SINGLE-GAME TEAM RECORDS

GAME RESULTS

GREATEST MARGIN

Winning	12	(14-2 win 12-21-75 vs. Washington)
Losing	9	(11-2 loss 11-7-70 at Montreal)
		(9-0 loss 3-13-71 at St. Louis)
		(9-0 loss 10-10-81 at Montreal)
		(9-0 loss 12-22-87 at Boston)
		(9-0 loss 11-5-88 at Calgary)
		(9-0 loss 12-6-88 at Hartford)

TIE SCORE

Highest	8-8	(1-15-92 at New Jersey)
Lowest	0-0	(11-9-72 vs. California)
		(10-31-79 at Chicago)
		(2-5-83 at Quebec)
		(10-15-86 vs. Montreal)
		(11-2-96 at Colorado)
		(12-23-96 at New Jersey)
		(10-27-98 at N.Y. Rangers)
		(12-8-99 vs. Ottawa)
		(1-13-00 at Boston)

SCORING

MOST GOALS

For	14	(14-2 win 12-21-75 vs. Washington)
		(14-4 win 3-19-81 vs. Toronto)
Against	11	(11-2 loss 11-7-70 at Montreal)
Combined	18	(14-4 win 3-19-81 vs. Toronto)

MOST GOALS IN ONE PERIOD

For	9	(3-19-81 vs. Toronto)
Allowed	7	(11-7-70 at Montreal)
Combined	12	(3-19-81, at Buffalo, 9 and Toronto, 3)

MOST BUFFALO POINTS

Game	40	(12-21-75 vs. Washington)
Period	23	(12-21-75 vs. Washington)
		(3-19-81 vs. Toronto)

MOST POINTS IN ONE PERIOD

Combined	31	(3-19-81, at Buffalo, 23 and Toronto, 8)

FASTEST TWO GOALS

For	:04	(Lee Fogolin and Don Luce, 10-17-74 vs. California)
Against	:07	(Jim Moxey and Wayne Merrick, 2-1-76 at California)
		(Marcel Dionne and Hartland Monahan, 1-11-78 vs. Los Angeles)
		(Larry DePalma and Dave Snuggerud, 11-5-92 at San Jose)
		(Ryan Carter and Nino Niederreiter, 11-13-14 at Minnesota)
Combined	:04	(Marian Stastny/QUE and Dale McCourt/BUF, 1-2-82 at Quebec)

FASTEST THREE GOALS

For	:39	(Pat LaFontaine, Wayne Presley and Donald Audette, 3-22-92 at Chicago)

SCORING

FASTEST THREE GOALS

Against	:34	(Danny Gare [2x] and Bob Manno, 10-26-84 at Detroit)
Combined	:17	(Ryan Carter/MIN, Nino Niederreiter/MIN and Zemgus Girgensons/BUF, 11-13-14 at Minnesota)

FASTEST TWO GOALS BY ONE PLAYER

For	:05	(Nathan Gerbe, 1-21-11 vs. N.Y. Islanders)
Against	:10	(Darryl Sittler, 2-19-72 at Toronto)

FASTEST THREE GOALS BY ONE PLAYER

For	3:49	(Don Luce, 12-22-74 at Washington)
Against	4:55	(Rick Kehoe, 3-10-76 at Pittsburgh)

FASTEST GOAL FROM OPENING FACEOFF

For	:05	(Alexander Mogilny, 12-21-91 vs. Toronto)
Against	:09	(Yvon Cournoyer, 12-22-73 at Montreal)
		(Jim Wiemer, 3-27-85 vs. N.Y. Rangers)

FASTEST BUFFALO GOALS FROM START OF PERIOD

One Goal	:05	(Alexander Mogilny, 12-21-91 vs. Toronto)
Two Goals	:31	(Rene Robert and Rick Martin, 1-10-74 at N.Y. Rangers)

SHOTS ON GOAL

SABRES SHOTS

Most	58	(2-2-75 vs. Kansas City)
Fewest	10	(10-28-14 at Toronto)
		(2-8-15 vs. N.Y. Islanders)

OPPONENT SHOTS

Most	72	(12-10-70 at Boston)
Fewest	8	(3-21-76 vs. Kansas City)

SABRES AND OPPONENTS SHOTS COMBINED

Most	100	(12-10-70 vs. Boston)
Fewest	33	(10-15-83 vs. Boston)

GREATEST MARGIN OF SHOTS FAVORING

Sabres	37	(3-3-82 vs. Hartford, 52-15)
Opp.	44	(12-10-70 at Boston, 72-28)

SABRES SHOTS IN ONE PERIOD

Most	26	(2-25-78 vs. Cleveland)
Fewest	0	(2-19-81 at Montreal)
		(1-16-99 at Ottawa)
		(10-7-11 vs. Anaheim)

SHOTS ALLOWED IN ONE PERIOD

Most	30	(12-10-70 at Boston)
Fewest	0	(3-21-76 vs. Kansas City)

SABRES AND OPPONENTS SHOTS COMBINED IN ONE PERIOD

Most	41	(2-2-75 vs. Kansas City)
Fewest	5	(3-14-72 vs. Minnesota)
		(12-23-72 vs. Los Angeles)
		(1-13-74 vs. St. Louis)

SHOTS ON GOAL

MOST SHOTS IN OVERTIME PERIOD

Sabres	9	(2-1-00 vs. Anaheim)
Opp.	10	(2-16-96 vs. New Jersey)
Combined	12	(1-12-06 vs. Phoenix)

PENALTY MINUTES

MOST PENALTY MINUTES

Sabres	188	(3-31-92 at Minnesota)
Opp.	172	(3-31-92 at Minnesota)
Combined	360	(3-31-92 at Minnesota)

SERVICE

MOST SEASONS

Career	17	Gilbert Perreault (1970-71 to 1986-87)

MOST GAMES PLAYED OVERALL

Career	1,191	Gilbert Perreault (1970-71 to 1986-87)
Season	84	Pat LaFontaine (1992-93)
		Brad May (1993-94)
		Richard Smehlik (1993-94)
		Randy Wood (1993-94)

MOST CONSECUTIVE GAMES PLAYED

Career	776	Craig Ramsay (3-27-73 to 2-10-83)

MOST GAMES PLAYED BY LEFT WING

Career	1,070	Craig Ramsay (1971-72 to 1984-85)
Season	84	Brad May (1993-94)
		Randy Wood (1993-94)

MOST GAMES PLAYED BY CENTER

Career	1,191	Gilbert Perreault (1970-71 to 1986-87)
Season	84	Pat LaFontaine (1992-93)

MOST GAMES PLAYED BY RIGHT WING

Career	889	Rob Ray (1989-90-2002-03)
Season	82	Ales Kotalik (2005-06)

MOST GAMES PLAYED BY DEFENSEMAN

Career	911	Mike Ramsey (1979-80 to 1992-93)
Season	84	Richard Smehlik (1993-94)

GOALS

MOST GOALS OVERALL

Career	512	Gilbert Perreault (1970-71 to 1986-87)
Season	76	Alexander Mogilny (1992-93)
Game	5	Dave Andreychuk (2-6-86 at Boston)

MOST CONSECUTIVE GOAL-SCORING GAMES

Season	8	Alexander Mogilny (12-15-92 to 1-3-93)
		Mike Foligno (12-28-84 to 1-12-85)
		Miroslav Satan (12-19-98 to 1-2-99)

MOST GOALS BY LEFT WING

Career	382	Rick Martin (1971-72 to 1980-81)
Season	52	Rick Martin (1973-74; 1974-75)
Game	5	Dave Andreychuk (2-6-86 at Boston)

MOST GOALS BY CENTER

Career	512	Gilbert Perreault (1970-71 to 1986-87)
Season	53	Pat LaFontaine (1992-93)
Game	3	Many times. Last: Derek Roy (3-27-10 vs. Tampa Bay)

MOST GOALS BY RIGHT WING

Career	267	Danny Gare (1974-75 to 1981-82)
Season	76	Alexander Mogilny (1992-93)

GOALS

MOST GOALS BY RIGHT WING

Game	4	Alexander Mogilny (2-10-93 at Winnipeg; 2-24-93 vs. Detroit)
		Miroslav Satan (2-16-04 vs. Atlanta]

MOST GOALS BY DEFENSEMAN

Career	156	Phil Housley (1982-83 to 1989-90)
Season	29	Phil Housley (1987-88)
Game	3	Jerry Korab (11-19-78 vs. Minnesota)
		Jim Schoenfeld (3-13-81 at Winnipeg)
		John Van Boxmeer (11-7-81 at N.Y. Islanders)
		Phil Housley (1-23-83 vs. Winnipeg; 1-22-88 vs. New Jersey)
		Hannu Virta (3-19-83 at Montreal)

MOST HAT TRICKS

Career	21	Rick Martin (1971-72 to 1980-81)
Season	7	Rick Martin (1975-76)
		Alexander Mogilny (1992-93)

MOST 4-OR-MORE GOAL GAMES

Career	4	Rick Martin (1971-72 to 1980-81)
Season	2	Alexander Mogilny (1992-93)

MOST GAME-WINNING GOALS

Career	81	Gilbert Perreault (1970-71 to 1986-87)
Season	11	Danny Gare (1979-80)
		Alexander Mogilny (1992-93)

20-GOAL SEASON

MOST 20-GOAL SEASONS

Career	15	Gilbert Perreault (1970-71 to 1972-73; 1974-75 to 1985-86)

MOST CONSECUTIVE 20-GOAL SEASONS

Career	12	Gilbert Perreault (1974-75 to 1985-86)

30-GOAL SEASON

MOST 30-GOAL SEASONS

Career	10	Gilbert Perreault (1970-71; 1974-75 to 1977-78; 1979-80; 1981-82 to 1984-85)

MOST CONSECUTIVE 30-GOAL SEASONS

Career	6	Rick Martin (1971-72 to 1976-77)

40-GOAL SEASON

MOST 40-GOAL SEASONS

Career	5	Rick Martin (1971-72; 1973-74 to 1975-76; 1979-80)

MOST CONSECUTIVE 40-GOAL SEASONS

Career	3	Rick Martin (1973-74 to 1975-76)

50-GOAL SEASON

MOST 50-GOAL SEASONS

Career	2	Danny Gare (1975-76; 1979-80)
		Rick Martin (1973-74 to 1974-75)

MOST CONSECUTIVE 50-GOAL SEASONS

Career	2	Rick Martin (1973-74 to 1974-75)

ASSISTS

MOST ASSISTS OVERALL

Career	814	Gilbert Perreault (1970-71 to 1986-87)
Season	95	Pat LaFontaine (1992-93)
Game	5	Gilbert Perreault (2-1-76 at California; 3-9-80 vs. St. Louis; 1-4-84 vs. Winnipeg) Dale Hawerchuk (1-15-92 at New Jersey) Pat LaFontaine (3-19-92 at Los Angeles; 12-31-92 vs. N.Y. Rangers; 2-10-93 at Winnipeg)

MOST CONSECUTIVE ASSIST-SCORING GAMES

Season	11	Gilbert Perreault (12-23-84 to 1-13-85)

MOST ASSISTS BY LEFT WING

Career	436	Dave Andreychuk (1982-83 to 1992-93; 2000-01)
Season	51	Dave Andreychuk (1985-86)
Game	5	Dale Hawerchuk (1-15-92 at New Jersey)

MOST ASSISTS BY CENTER

Career	814	Gilbert Perreault (1970-71 to 1986-87)
Season	95	Pat LaFontaine (1992-93)
Game	5	Gilbert Perreault (2-1-76 at California; 3-9-80 vs. St. Louis; 1-4-84 vs. Winnipeg) Pat LaFontaine (3-19-92 at Los Angeles; 12-31-92 vs. N.Y. Rangers; 2-10-93 at Winnipeg)

MOST ASSISTS BY RIGHT WING

Career	330	Rene Robert (1971-72 to 1978-79)
Season	60	Rene Robert (1974-75)
Game	4	Several times, last Alexander Mogilny (3-30-95 vs. Ottawa)

MOST ASSISTS BY DEFENSEMAN

Career	334	Phil Housley (1982-83 to 1989-90)
Season	60	Phil Housley (1989-90)
Game	4	Bill Hajt (11-13-76 vs. N.Y. Rangers) Phil Housley (12-23-89 at Quebec) Brian Campbell (10-13-07 vs. Washinton) Toni Lydman (2-27-08 vs. Nashville)

SHOTS ON GOAL

MOST SHOTS ON GOAL OVERALL

Career	2,837	Gilbert Perreault (1970-71 to 1986-87)
Season	360	Alexander Mogilny (1992-93)
Game	12	Rene Robert (4-1-76 vs. Boston) Jim Schoenfeld (12-10-78 vs. Toronto) Mike Foligno (3-3-82 vs. Hartford) Ken Priestlay (3-4-88 vs. N.Y. Rangers) Dave Andreychuk (11-13-92 vs. Hartford) Alexander Mogilny (3-16-93 at St. Louis)

HIGHEST SHOOTING PERCENTAGE

Season (50+ Games)		
	24.4	Peter McNab (1974-75)
Career (50+ Goals)		
	18.9	John Tucker (1983-84 to 1990-91)

POINTS

MOST POINTS OVERALL

Career	1,326	Gilbert Perreault (1970-71 to 1986-87)
Season	148	Pat LaFontaine (1992-93)
Game	7	Gilbert Perreault (2-1-76 at California)

MOST POINT-SCORING GAMES IN SUCCESSION

Season	18	Gilbert Perreault (10-24-71 to 12-4-71)

MOST POINTS BY LEFT WING

Career	804	Dave Andreychuk (1982-83 to 1992-93; 2000-01)
Season	95	Rick Martin (1974-75)
Game	6	Dave Andreychuk (2-6-86 at Boston)

MOST POINTS BY CENTER

Career	1,326	Gilbert Perreault (1970-71 to 1986-87)
Season	148	LaFontaine (1992-93)
Game	7	Gilbert Perreault (2-1-76 at California)

MOST POINTS BY RIGHT WING

Career	552	Rene Robert (1971-72 to 1978-79)
Season	127	Alexander Mogilny (1992-93)
Game	6	Jim Lorentz (12-6-73 vs. N.Y. Rangers)

MOST POINTS BY DEFENSEMAN

Career	490	Phil Housley (1982-83 to 1989-90)
Season	81	Phil Housley (1989-90)
Game	5	John Van Boxmeer (11-7-81 at N.Y. Islanders) Phil Housley (12-23-89 at Quebec)

PENALTY MINUTES

MOST PENALTY MINUTES OVERALL

Career	3,097	Rob Ray (1989-90 to 2001-02)
Season	354	Rob Ray (1991-92)
Game	39	Reg Fleming (10-18-70 vs. Pittsburgh)

MOST PENALTY MINUTES BY LEFT WING

Career	1,746	Rob Ray (1989-90 to 1995-96)
Season	354	Rob Ray (1991-92)

MOST PENALTY MINUTES BY CENTER

Career	500	Gilbert Perreault (1970-71 to 1986-87)
Season	120	Benoit Hogue (1988-89)

MOST PENALTY MINUTES BY RIGHT WING

Career	1,450	Mike Foligno (1981-82 to 1990-91)
Season	335	Matthew Barnaby (1995-96)

MOST PENALTY MINUTES BY DEFENSEMAN

Career	1,390	Larry Playfair (1978-79 to 1985-86; 1988-89 to 1989-90)
Season	258	Larry Playfair (1981-82)

PLUS/MINUS

HIGHEST PLUS/MINUS RATING

Career	+328	Craig Ramsay (1971-72 to 1984-85)
Season	+61	Don Luce (1974-75)

SPECIAL TEAMS

MOST POWER-PLAY GOALS

Career	161	Dave Andreychuk (1982-83 to 1992-93; 2000-01)
Season	28	Dave Andreychuk (1991-92)
Game	4	Dave Andreychuk (3-19-92 at Los Angeles)

MOST SHORTHANDED GOALS

Career	27	Craig Ramsay (1971-72 to 1984-85)
Season	8	Don Luce (1974-75)
Game	2	Don Luce (12-22-74 at Washington)
		Bob Sweeney (4-1-95 at N.Y. Islanders)
		Michael Peca (12-31-97 vs. Ottawa)
		Alexei Zhitnik (3-19-98 vs. Florida)

ROOKIES

MOST GOALS BY ROOKIE

Season	44	Rick Martin (1971-72)

MOST ASSISTS BY ROOKIE

Season	47	Phil Housley (1982-83)

MOST POINTS BY ROOKIE

Season	74	Rick Martin (1971-72)

MOST PENALTY MINUTES BY ROOKIE

Season	309	Brad May (1991-92)

FASTEST GOAL BY ROOKIE FROM START OF FIRST NHL GAME

Game	:18	(Danny Gare, 10-10-74 vs. Boston)

GOALTENDERS

MOST GAMES PLAYED

Career	540	Ryan Miller (2002-03 to 2013-14)
Season	76	Ryan Miller (2007-08)

MOST WINS

Career	284	Ryan Miller (2002-03 to 2013-14)
Season	40	Ryan Miller (2006-07)

MOST LOSSES

Career	186	Ryan Miller (2002-03 to 2013-14)
Season	34	Roger Crozier (1971-72)

MOST MINUTES PLAYED

Career	31,661	Ryan Miller (2002-03 to 2013-14)
Season	4,474	Ryan Miller (2007-08)

LOWEST GOALS-AGAINST AVERAGE

Career	2.22	Dominik Hasek (1992-93 to 2000-01)
Season	1.87	Dominik Hasek (1998-99)

SAVES IN COMPLETE GAME

Most	64	Joe Daley (12-10-70 at Boston)
Fewest	7	Al Smith (3-21-76 vs. Kansas City)

MOST SHUTOUTS

Career	55	Dominik Hasek (1992-93 to 2000-01)
Season	13	Dominik Hasek (1997-98)

LONGEST SHUTOUT SEQUENCE

Season	221:58	Martin Biron (4:22 of 3rd period at San Jose 1-16-03 to 0:46 of 2nd period at Ottawa 1-25-03)

SAVES IN SHUTOUT

Most	43	Ryan Miller (2-29-12 at Anaheim)
Fewest	14	Gary Bromley (12-8-74 vs. Minnesota)
		Don Edwards (12-10-79 vs. Detroit)
		Tom Barrasso (12-28-84 vs. Winnipeg; 1-19-85 at Hartford; 4-5-87 vs. Hartford)

MOST PENALTY MINUTES

Career	182	Tom Barrasso (1983-84 to 1988-89)
Season	50	Tom Barrasso (1987-88)

MOST ASSISTS

Career	17	Tom Barrasso (1983-84 to 1988-89)
Season	6	Tom Barrasso (1984-85)
Game	2	Daren Puppa (12-28-88 vs. Detroit; 1-14-91 at Toronto)

A

Player (Seasons)	GP	G	A	PTS	PIM	Unif. No.
Adam, Luke (2010-11—2013-14)	87	15	11	26	32	72
Afinogenov, Maxim (1999-00—2008-09)	569	134	200	334	440	61
Ambroziak, Peter (1994-95)	12	0	1	1	0	12
Anderson, Ron (1970-71—1971-72)	111	14	16	30	63	16
Anderson, Shawn (1986-87—1989-90)	113	6	26	32	66	37
Andersson, Mikael (1985-86—1988-89)	99	4	33	37	18	14
Andrea, Paul (1970-71)	47	11	21	32	4	21
Andreychuk, Dave (1982-83—1992-93; 2000-01)	837	368	436	804	596	25,29,52
Armia, Joel (2014-15)	1	0	0	0	0	33
Arniel, Scott (1986-87—1989-90)	295	64	74	138	243	9
Astley, Mark (1993-94—1995-96)	75	4	19	23	92	21,33
Atkinson, Steve (1970-71—1973-74)	255	49	47	96	96	19
Audette, Donald (1990-91—1997-98; 2000-01)	421	166	131	297	335	28,45

B

Player (Seasons)	GP	G	A	PTS	PIM	Unif. No.
Ball, Terry (1970-71—1971-72)	12	0	1	1	6	21,28
Barnaby, Matthew (1992-93—1998-99)	317	47	79	126	1248	36
Barnes, Stu (1998-99—2002-03)	310	67	105	172	98	41
Barrasso, Tom (1983-84—1988-89)	266	0	17	17	182	30
Barrie, Doug (1970-71—1971-72)	102	6	28	34	213	5
Bartovic, Milan (2002-03—2003-04)	26	2	8	10	18	15
Benoit, Andre (2014-15)	59	1	8	9	20	61
Bernier, Steve (2007-08)	17	3	6	9	2	56
Biron, Martin (1995-96; 1998-99—2006-07)	300	0	5	5	57	00,43
Black, James (1993-94)	2	0	0	0	0	40
Blue, John (1995-96)	5	0	0	0	0	1
Bodger, Doug (1988-89—1995-96)	479	54	233	287	506	8
Bogosian, Zach (2014-15)	21	0	7	7	38	47
Boland, Mike (1978-79)	22	1	2	3	29	15
Botterill, Jason (2002-03—2003-04)	36	3	5	8	28	28
Boucher, Philippe (1992-93—1994-95)	65	7	16	23	43	24,4
Boulton, Eric (2000-01—2003-04)	172	5	12	17	511	26
Boughner, Bob (1995-96—1997-98)	177	2	11	13	494	6,46,4
Boyes, Brad (2010-11—2011-12)	86	13	24	37	12	22
Breitenbach, Ken (1975-76—1976-77; 1978-79)	68	1	13	14	49	23,26
Briere, Daniel (2002-03—2006-07)	225	92	138	230	219	48
Bromley, Gary (1973-74—1975-76)	63	0	4	4	4	24,28,29
Brown, Brad (2003-04)	13	0	2	2	12	4
Brown, Curtis (1994-95—2003-04)	542	109	143	252	288	37
Brown, Greg (1990-91; 1992-93)	49	1	3	4	41	15,9
Butler, Chris (2008-09—2010-11)	155	5	31	36	66	34
Brennan, TJ (2011-12—2012-13)	21	2	0	2	12	33
Brydges, Paul (1986-87)	15	2	2	4	6	16
Burridge, Randy (1995-96—1997-98)	159	39	60	99	50	12
Busniuk, Ron (1972-73—1973-74)	6	0	3	3	13	21,24
Byers, Mike (1971-72)	46	9	7	16	12	12
Byron, Paul (2010-11)	8	1	1	2	2	24

C

Player (Seasons)	GP	G	A	PTS	PIM	Unif. No.
Campbell, Brian (1999-00—2007-08)	391	32	144	176	113	51
Card, Mike (2006-07)	4	0	0	0	0	3
Carney, Keith (1991-92—1993-94)	51	4	9	13	77	6,26
Carriere, Larry (1972-73—1974-75; 1977-78)	206	9	43	52	284	5,23
Ciavaglia, Peter (1991-92—1992-93)	5	0	0	0	0	12

C

Player (Seasons)	GP	G	A	PTS	PIM	Unif. No.
Cloutier, Jacques (1981-82—1982-83; 1984-85—1988-89)	144	0	7	7	29	1,29
Cloutier, Real (1983-84—1984-85)	82	24	36	60	25	8
Conacher, Cory (2013-14)	19	3	3	6	16	88
Conklin, Ty (2006-07)	5	0	0	0	2	35
Conn, Rob (1995-96)	28	2	5	7	18	25
Connolly, Tim (2001-02—2010-11)	464	94	226	320	174	18,19
Corkum, Bob (1989-90; 1991-92—1992-93; 2001-02)	106	10	9	19	73	19,42,29
Creighton, Adam (1983-84—1988-89)	172	40	60	100	196	15,34,38
Crozier, Roger (1970-71—1975-76)	202	0	3	3	24	1
Cunneyworth, Randy (1980-81—1981-82; 1998-99)	35	4	6	10	49	7,19,23,17
Curran, Brian (1990-91—1991-92)	20	0	1	1	57	39,41
Cyr, Paul (1982-83—1987-88)	342	85	111	196	454	8,18

D

Player (Seasons)	GP	G	A	PTS	PIM	Unif. No.
D'Agostini, Matt (2013-14)	49	5	6	11	22	27
D'Amigo, Jerry (2014-15)	9	0	0	0	2	49
Daley, Joe (1970-71)	38	0	1	1	12	30
Dalpe, Zac (2014-15)	21	1	2	3	4	20
Davis, Mal (1982-83—1985-86)	89	29	22	51	34	25,29
Dawe, Jason (1993-94—1997-98)	290	79	79	158	132	17,43
Deadmarsh, Butch (1970-71—1972-73)	56	2	2	4	39	8,9,16,24
DeGray, Dale (1989-90)	6	0	0	0	6	28
Delmore, Andy (2003-04)	37	2	5	7	29	5
Desjardins, Gerry (1974-75—1977-78)	116	0	1	1	4	30
Deslauriers, Nicolas (2013-14—2014-15)	99	6	10	16	89	44
Donnelly, Gord (1991-92—1993-94)	134	5	11	16	557	34
Donnelly, Mike (1987-88—1989-90)	74	11	16	27	62	7,16,24
Draper, Tom (1991-92—1992-93)	37	0	3	3	4	35
Drury, Chris (2003-04—2006-07)	234	85	104	189	130	23
Dryden, Dave (1970-71—1973-74)	120	0	2	2	4	28,30
Dudley, Rick (1972-73—1974-75; 1978-79—1980-81)	279	70	94	164	264	9,17
Duff, Dick (1970-71—1971-72)	61	9	15	24	12	8,20
Dumont, J.P. (2000-01—2005-06)	362	102	121	223	218	17
Dunn, Richie (1977-78—1981-82; 1985-86—1988-89)	327	27	105	132	235	3,21,26,29
Dykstra, Steve (1985-86—1987-88)	128	5	23	28	378	4,42

E

Player (Seasons)	GP	G	A	PTS	PIM	Unif. No.
Eatough, Jeff (1981-82)	1	0	0	0	0	19
Edwards, Don (1976-77—1981-82)	307	0	11	11	32	1,29
Ehrhoff, Christian (2011-12—2013-14)	192	16	71	87	119	10
Eliot, Darren (1988-89)	2	0	0	0	0	34
Ellis, Matt (2008-09—2014-15)	286	18	23	41	57	37
Engblom, Brian (1985-86)	30	1	4	5	16	28
Ennis, Tyler (2009-10—2014-15)	345	89	123	212	145	63
Enroth, Jhonas (2009-10—2014-15)	118	0	0	0	2	1
Errey, Bob (1992-93)	8	1	3	4	4	12
Essensa, Bob (2001-02)	9	0	0	0	0	31
Evans, Chris (1971-72)	61	6	18	24	98	24

F

Player (Seasons)	GP	G	A	PTS	PIM	Unif. No.
Farr, Rocky (1972-73—1974-75)	19	0	0	0	2	28,30
Fenyves, Dave (1982-83—1986-87)	148	2	27	29	87	8,31
Ferner, Mark (1986-87; 1988-89)	15	0	3	3	11	28,29

F

Player (Seasons)	GP	G	A	PTS	PIM	Unif. No.
Finley, Joe (2011-12)	5	0	0	0	12	4
Fischer, Ron (1981-82—1982-83)	18	0	7	7	6	6,23,28
Fitzpatrick, Rory (2001-02—2005-06)	157	9	15	24	114	8
Fleming, Reg (1970-71)	78	6	10	16	159	9
Flynn, Brian (2012-13—2014-15)	159	17	24	41	24	65
Fogolin, Lee (1974-75—1978-79; 1986-87)	338	8	70	78	432	5,33
Foligno, Marcus (2011-12—2014-15)	192	26	44	70	182	82
Foligno, Mike (1981-82—1990-91)	664	247	264	511	1450	17
Franceschetti, Lou (1990-91—1991-92)	36	1	8	9	26	15,37,34
Fuhr, Grant (1992-93—1994-95)	64	0	4	4	26	31
Funk, Michael (2006-07—2007-08)	9	0	2	2	0	3

G

Player (Seasons)	GP	G	A	PTS	PIM	Unif. No.
Gage, Jody (1985-86; 1987-88;1991-92)	18	3	3	6	2	12,14,33
Galley, Garry (1994-95—1996-97)	163	15	87	102	193	3
Gardner, Paul (1985-86)	2	0	0	0	0	28
Gare, Danny (1974-75—1981-82)	503	267	233	500	686	18
Gaustad, Paul (2002-03; 2005-06–2011-12)	479	71	110	181	585	60, 28
Gerbe, Nathan (2008-09–2012-13)	188	29	43	72	88	42
Gillies, Clark (1986-87—1987-88)	86	15	19	34	132	39,90
Gillis, Jere (1982-83)	3	0	0	0	0	25
Gilmour, Doug (1999-00—2000-01)	82	10	45	55	82	93
Gionta, Brian (2014-15)	69	13	22	35	18	12
Girgensons, Zemgus (2013-14—2014-15)	131	23	29	52	39	28
Gordiouk, Viktor (1992-93; 1994-95)	26	3	8	11	0	9
Gorges, Josh (2014-15)	46	0	6	6	16	4
Gould, John (1971-72—1973-74; 1979-80)	92	14	12	26	13	17,21,23,24
Goyette, Phil (1970-71—1971-72)	97	18	67	85	20	10
Gragnani, Marc-Andre (2007-08—2008-09; 2011-12)	59	2	13	15	28	17
Grand-Pierre, Jean-Luc (1998-99—1999-00)	27	0	1	1	32	34
Gratton, Chris (1999-00—2002-03)	244	50	81	131	278	77
Gratton, Norm (1972-73—1974-75)	102	15	23	38	30	9,14
Grier, Mike (2003-04—2005-06; 2010-11)	241	23	47	70	58	25
Grigorenko, Mikhail (2012-13—2014-15)	68	6	8	14	4	25
Grosek, Michal (1995-96—1999-00)	308	62	98	160	299	18
Guay, Francois (1989-90)	1	0	0	0	0	43
Guevremont, Jocelyn (1974-75—1978-79)	326	38	130	168	189	3,22

H

Player (Seasons)	GP	G	A	PTS	PIM	Unif. No.
Hackett, Matt (2013-14—2014-15)	13	0	0	0	0	31
Hajdu, Richard (1985-86—1986-87)	5	0	0	0	4	8,28
Hajt, Bill (1973-74—1986-87)	854	42	202	244	433	24
Halkidis, Bob (1985-86—1988-89)	89	2	14	16	315	18,19
Haller, Kevin (1989-90—1991-92)	81	7	23	30	95	7,15
Hamel, Denis (1999-00—2002-03)	130	13	9	22	67	55
Hamel, Gilles (1980-81—1985-86)	365	92	114	206	215	9,17,18
Hamilton, Al (1970-71—1971-72)	145	6	58	64	176	6
Hannan, Dave (1991-92—1995-96)	249	23	56	79	206	41,14
Harris, Hugh (1972-73)	60	12	26	38	17	21
Harrison, Paul (1981-82)	6	0	0	0	2	30
Hartman, Mike (1986-87—1990-91)	225	34	25	59	890	20
Hasek, Dominik (1992-93—2000-01)	491	0	13	13	104	39
Hawerchuk, Dale (1990-91—1994-95)	342	110	275	385	204	10
Haworth, Alan (1980-81—1981-82)	106	37	38	75	64	14

H

Player (Seasons)	GP	G	A	PTS	PIM	Unif. No.
Hecht, Jochen (2002-03—2012-13)	613	138	207	345	322	71, 55
Hecl, Radoslav (2002-03)	14	0	0	0	2	21
Heinze, Steve (2000-01)	14	5	7	12	8	57
Hess, Bob (1981-82)	33	0	8	8	14	23
Hillier, Randy (1991-92)	28	0	1	1	48	23
Hillman, Larry (1971-72—1972-73)	121	6	35	41	114	5
Hodgson, Cody (2011-12—2014-15)	218	44	55	99	54	19
Hofford, Jim (1985-86—1986-87)	17	0	0	0	45	3,33
Hogue, Benoit (1987-88—1991-92)	196	45	67	112	273	33
Holland, Jason (1998-99—1999-00)	9	0	1	1	8	29,20
Holzinger, Brian (1994-95—1999-00)	352	70	97	167	202	19
Horton, Tim (1972-73—1973-74)	124	1	22	23	109	2
Hospodar, Ed (1987-88)	42	0	1	1	98	24
Houda, Doug (1994-95—1995-96; 1999-00—2002-03)	68	2	5	7	134	20,6
Houlder, Bill (1990-91—1992-93)	32	4	7	11	18	23,37,47
Housley, Phil (1982-83—1989-90)	608	178	380	558	386	6
Huddy, Charlie (1994-95—1996-97)	85	7	9	16	95	22
Hughes, Brent (1995-96)	76	5	10	15	148	17
Hughes, Pat (1985-86)	50	4	9	13	25	26
Hurlbut, Mike (1997-98—1999-00)	5	0	0	0	4	21

I

Player (Seasons)	GP	G	A	PTS	PIM	Unif. No.
Inglis, Billy (1970-71)	14	0	1	1	6	8
Ireland, Randy (1978-79)	2	0	0	0	0	30

J

Player (Seasons)	GP	G	A	PTS	PIM	Unif. No.
Jackson, Dane (1995-96)	22	5	4	9	41	24,29
Jackson, Jim (1987-88)	5	2	0	2	0	8
James, Val (1981-82)	7	0	0	0	16	26,29,30
Janik, Doug (2002-03—2003-04)	10	0	0	0	21	33
Jennings, Grant (1995-96)	6	0	0	0	28	4
Jillson, Jeff (2003-04—2005-06)	16	0	3	3	23	5, 34
Johansson, Calle (1987-88—1988-89)	118	6	49	55	70	3
Jutila, Timo (1984-85)	10	1	5	6	13	4
Juneau, Joe (1998-99)	9	1	1	2	2	90

K

Player (Seasons)	GP	G	A	PTS	PIM	Unif. No.
Kaese, Trent (1988-89)	1	0	0	0	0	39
Kaleta, Patrick (2006-07—2014-15)	348	27	27	54	542	36
Kalinin, Dmitri (1999-00—2007-08)	466	34	111	145	289	45
Kassian, Zack (2011-12)	27	3	4	7	20	54
Keenan, Larry (1970-71—1971-72)	66	9	20	29	8	21,26
Kennedy, Dean (1989-90—1990-91)	144	6	20	26	172	26
Kennedy, Tim (2008-09—2009-10)	79	10	16	26	50	58, 13
Khmylev, Yuri (1992-93—1995-96)	254	63	87	150	131	13
Knapp, Connor (2013-14)	2	0	1	1	0	49
Konopka, Zenon (2013-14)	23	0	1	1	33	24
Korab, Jerry (1973-74—1979-80; 1983-84—1984-85)	537	67	216	283	870	4,44
Korn, Jim (1986-87)	52	4	10	14	158	4,34
Kotalik, Ales (2001-02—2007-08)	426	114	126	240	267	20,12
Kowal, Joe (1976-77—1977-78)	22	0	5	5	13	27
Kozlov, Vyacheslav (2001-02)	38	9	13	22	16	13
Krake, Skip (1970-71)	74	4	5	9	68	12

K

Player (Seasons)	GP	G	A	PTS	PIM	Unif. No.
Kristek, Jaroslav (2002-03)	6	0	0	0	0	29
Krupp, Uwe (1986-87—1991-92)	327	25	78	103	386	4,40
Kruse, Paul (1997-98—1999-00)	66	4	1	5	206	24,29
Kurvers, Tom (1986-87)	55	6	17	23	24	28

L

Player (Seasons)	GP	G	A	PTS	PIM	Unif. No.
Lacombe, Francois (1970-71)	1	0	1	1	2	19
Lacombe, Norm (1984-85—1986-87)	84	12	18	30	46	32
LaFontaine, Pat (1991-92—1996-97)	268	158	227	385	207	16
Lagace, Jean-Guy (1970-71)	3	0	0	0	2	21
Lalime, Patrick (2008-09—2010-11)	47	0	1	1	2	40
Lambert, Yvon (1981-82)	77	25	39	64	38	15
Langevin, Chris (1983-84; 1985-86)	22	3	1	4	22	15
Larson, Reed (1989-90)	1	0	0	0	0	55
Larsson, Johan (2013-14—2014-15)	67	6	14	20	31	22
Lawson, Danny (1971-72)	78	10	6	16	15	9
Ledyard, Grant (1988-89—1992-93)	240	18	71	89	181	3
Leino, Ville (2012-13—2013-14)	137	10	36	46	32	23
Lemieux, Real (1973-74)	11	1	1	2	4	16
Leopold, Jordan (2010-11—2012-13)	174	25	42	67	78	3
Lever, Don (1985-86—1986-87)	39	10	3	13	10	8,20
Lieuwen, Nathan (2013-14)	7	0	0	0	0	50
Lindback, Anders (2014-15)	16	0	0	0	4	35
Littman, David (1990-91—1991-92)	2	0	0	0	0	1,34
Loewen, Darcy (1989-90—1991-92)	12	0	0	0	14	36
Logan, Bob (1986-87—1987-88)	38	10	5	15	0	26
Lorentz, Jim (1971-72—1977-78)	487	134	197	331	126	8
Luce, Don (1971-72—1980-81)	766	216	310	526	304	14,20
Ludvig, Jan (1987-88—1988-89)	26	1	8	9	104	36
Ludzik, Steve (1989-90)	11	0	1	1	6	14
Lydman, Toni (2005-06—2009-10)	371	14	91	105	311	5

M

Player (Seasons)	GP	G	A	PTS	PIM	Unif. No.
MacArthur, Clarke (2006-07—2009-10)	187	41	38	79	127	41
Macdonald, Doug (1992-93—1994-95)	11	1	0	1	2	44
MacIntyre, Drew (2011-12)	2	0	0	0	0	31
Maguire, Kevin (1987-88—1989-90)	167	18	25	43	518	19
Mair, Adam (2002-03—2009-10)	498	35	70	105	701	22
Makarov, Andrey (2014-15)	1	0	0	0	0	1
Makela, Mikko (1990-91)	60	15	7	22	25	42
Malarchuk, Clint (1988-89—1991-92)	102	0	6	6	41	30
Maloney, Dave (1984-85)	52	1	21	22	41	26
Mancari, Mark (2006-07; 2008-09—2010-11)	36	3	10	13	22	25, 12
Marshall, Don (1970-71)	62	20	29	49	6	22
Martin, Rick (1971-72—1980-81)	681	382	313	695	475	7,8,9
Martin, Terry (1975-76—1978-79)	148	20	22	42	50	25
May, Brad (1991-92—1997-98)	425	67	89	156	1323	10,48,27
McAdam, Gary (1975-76—1978-79; 1982-83)	227	40	45	85	76	12,15,32
McBain, Jamie (2013-14)	69	6	11	17	14	4
McCabe, Jake (2013-14—2014-15)	9	0	1	1	15	29
McClanahan, Rob (1979-80—1980-81)	66	5	17	22	38	15
McCormick, Cody (2010-11—2014-15)	201	11	22	33	293	8
McCourt, Dale (1981-82—1983-84)	119	41	56	97	22	7
McDonald, Brian (1970-71)	12	0	0	0	29	20

M

Player (Seasons)	GP	G	A	PTS	PIM	Unif. No.
McIntosh, Paul (1974-75—1975-76)	47	0	2	2	66	3
McKay, Ray (1971-72—1972-73)	40	0	3	3	18	22,24
McKee, Jay (1995-96—2005-06)	582	17	81	98	470	38,74
McKegney, Tony (1978-79—1982-83)	363	127	141	268	117	8
McKenna, Sean (1981-82—1985-86)	237	56	53	109	120	12,19,23
McLlwain, Dave (1991-92)	5	0	0	0	2	20
McMahon, Mike (1970-71)	12	0	0	0	0	4
McMorrow, Sean (2002-03)	1	0	0	0	0	23
McNab, Peter (1973-74—1975-76)	154	49	59	108	26	16,22,24
McNabb, Brayden (2011-12; 2013-14)	37	1	7	8	21	81,4 4
McSheffrey, Bryan (1974-75)	3	0	0	0	0	15
McSween, Don (1987-88; 1989-90)	9	0	1	1	12	32,39
Meehan, Gerry (1970-71—1974-75)	306	94	114	208	60	15
Melanson, Dean (1994-95)	5	0	0	0	4	3
Meszaros, Andrej (2014-15)	60	7	7	14	36	41
Metcalfe, Scott (1987-88—1989-90)	17	1	2	3	18	12,32,34
Mickey, Larry (1971-72—1974-75)	117	20	14	34	65	12,21
Miller, Brad (1988-89—1991-92)	63	1	4	5	265	42,44
Miller, Ryan (2002-03—2013-14)	540	0	9	9	24	30
Milley, Norm (2001-02—2003-04)	15	0	3	3	8	19
Mitchell, Torrey (2013-14—2014-15)	60	7	7	14	30	17
Mogilny, Alexander (1989-90—1994-95)	381	211	233	444	203	89
Moller, Mike (1980-81—1984-85)	127	13	27	40	41	9,14,29
Moller, Randy (1991-92—1993-94)	126	5	20	25	296	24
Molloy, Mitch (1989-90)	2	0	0	0	10	40
Mongrain, Bob (1979-80—1981-82; 1983-84—1984-85)	70	11	11	22	12	8,25,32
Montador, Steve (2009-10—2010-11)	151	10	39	49	158	4
Moore, Barrie (1995-96—1996-97)	34	2	6	8	18	38,37
Moore, Dominic (2008-09)	18	1	3	4	23	17
Moravec, David (1999-00)	1	0	0	0	0	64
Morrisonn, Shaone (2010-11)	62	1	4	5	32	27
Moulson, Matt (2013-14—2014-15)	121	24	46	70	24	26
Muni, Craig (1993-94—1995-96)	160	2	18	20	167	5
Myers, Hap (1970-71)	13	0	0	0	6	25
Myers, Tyler (2009-10—2014-15)	365	45	106	151	256	57
Myre, Phil (1982-83)	5	0	0	0	2	33

N

Player (Seasons)	GP	G	A	PTS	PIM	Unif. No.
Napier, Mark (1986-87—1988-89)	128	26	30	56	41	65
Ndur, Rumun (1996-97—1997-98)	3	0	0	0	4	40
Neuvirth, Michal (2013-14—2014-15)	29	0	0	0	0	34
Nichol, Scott (1995-96; 1997-98)	5	0	0	0	14	45
Niedermayer, Rob (2010-11)	71	5	14	19	22	20
Noris, Joe (1973-74)	18	0	0	0	2	23
Noronen, Mika (2000-01—2005-06)	67	1	0	1	4	35
Novotny, Jiri (2005-06—2006-07)	64	8	8	16	26	13
Numminen, Teppo (2005-06—2008-09)	212	6	80	86	90	27

O

Player (Seasons)	GP	G	A	PTS	PIM	Unif. No.
O'Shea, Kevin (1970-71—1971-72)	93	10	13	23	52	18
Omark, Linus (2013-14)	13	0	2	2	6	17
Orlando, Gates (1984-85—1986-87)	98	18	26	44	51	23
Ott, Steve (2012-13—2013-14)	107	18	26	44	148	9

P-Q

Player (Seasons)	GP	G	A	PTS	PIM	Unif. No.
Paetsch, Nathan (2005-06—2009-10)	157	7	34	41	108	38
Paiement, Wilf (1986-87)	56	20	17	37	108	27
Paille, Dan (2005-06—2009-10)	195	35	42	77	54	20
Pardy, Adam (2012-13)	17	0	4	4	14	27
Parker, Jeff (1986-87—1989-90)	137	16	19	35	161	28,29
Parrish, Mark (2010-11)	2	0	0	0	0	10
Paslawski, Greg (1990-91)	12	2	1	3	4	12
Patrick, James (1998-99—2003-04)	345	23	51	74	104	3
Patrick, Steve (1980-81—1984-85)	152	21	34	55	125	26
Patterson, Colin (1991-92—1992-93)	88	8	10	18	52	17
Pearson, Scott (1994-95—1995-96)	41	6	1	7	87	33,29
Peca, Michael (1995-96—1999-00)	363	96	121	217	352	27
Perreault, Gil (1970-71—1986-87)	1191	512	814	1326	500	11
Perry, Brian (1970-71)	1	0	0	0	0	19
Peters, Andrew (2003-04—2008-09)	200	4	3	7	557	76
Peterson, Brent (1981-82—1984-85)	265	43	63	106	180	20
Petrenko, Sergei (1993-94)	15	0	4	4	0	15
Pittis, Domenic (1998-99—1999-00; 2003-04)	15	1	0	1	12	83,12,28,38
Plante, Derek (1993-94—1997-98)	354	87	134	221	114	26
Playfair, Larry (1978-79—1985-86; 1988-89—1989-90)	577	24	76	100	1390	27,40
Pominville, Jason (2003-04—2012-13)	578	185	271	456	147	29
Porter, Kevin (2012-13—2013-14)	43	4	6	10	12	12
Pratt, Nolan (2007-08)	55	1	6	7	30	4
Pratt, Tracy (1970-71—1973-74)	210	2	39	41	399	3, 4
Presley, Wayne (1991-92—1994-95)	202	48	32	80	297	18
Priestlay, Ken (1986-87—1989-90)	117	25	25	50	59	12,56
Primeau, Wayne (1994-95—1999-00)	225	19	25	44	227	22,76
Puppa, Daren (1985-86—1992-93)	215	0	14	14	30	31,35
Pyatt, Taylor (2001-02—2005-06)	230	38	42	80	131	24
Pysyk, Mark (2012-13—2014-15)	70	4	11	15	18	53,3

R

Player (Seasons)	GP	G	A	PTS	PIM	Unif. No.
Ramsay, Craig (1971-72—1984-85)	1070	252	420	672	201	10,25
Ramsey, Mike (1979-80—1992-93)	911	73	256	329	924	5,23
Ramsey, Wayne (1977-78)	2	0	0	0	0	32
Rasmussen, Erik (1997-98—2001-02)	281	33	46	79	179	9
Ray, Rob (1989-90—2002-03)	888	40	50	90	3189	32
Reekie, Joe (1985-86—1988-89)	104	3	15	18	190	27,31,55
Regehr, Robyn (2011-12—2012-13)	105	1	6	7	77	24
Reinhart, Sam (2014-15)	9	0	1	1	2	23
Renaud, Mark (1983-84)	10	1	3	4	6	4
Richard, Jacques (1975-76—1976-77; 1978-79)	155	24	38	62	73	9
Richer, Bob (1972-73)	3	0	0	0	0	17
Ristolainen, Rasmus (2013-14—2014-15)	112	10	14	24	32	55
Rivet, Craig (2008-09—2010-11)	165	4	38	42	237	52
Robert, Rene (1971-72—1978-79)	524	222	330	552	401	7,14,23
Robertson, Geordie (1982-83)	5	1	2	3	7	15
Robitaille, Mike (1971-72—1974-75)	170	8	46	54	122	3
Roloson, Dwayne (1998-99—1999-00)	32	0	0	0	0	30
Rombough, Doug (1972-73—1973-74)	51	8	9	17	27	22
Ronan, Ed (1996-97)	18	1	4	5	11	5
Roy, Derek (2003-04—2011-12)	549	161	266	427	331	9
Ruff, Lindy (1979-80—1988-89)	608	102	183	285	1126	22
Ruhwedel, Chad (2012-13—2014-15)	32	0	2	2	2	5
Russell, Phil (1985-86—1986-87)	18	2	5	7	24	26
Ruuttu, Christian (1986-87—1991-92)	438	101	220	331	483	21
Ryan, Michael (2006-07—2007-08)	65	7	6	13	32	37

S

Player (Seasons)	GP	G	A	PTS	PIM	Unif. No.
Sanderson, Geoff (1997-98—1999-00)	168	29	36	65	64	80,8
Sarich, Cory (1998-99—1999-00)	46	0	4	4	35	6
Satan, Miroslav (1996-97—2003-04)	578	224	232	456	233	18,81
Sauve, Bob (1976-77—1984-85)	246	0	8	8	20	28
Sauve, Jean-Francois (1980-81—1982-83)	98	24	49	73	67	9,21
Savage, Joel (1990-91)	3	0	1	1	0	38
Savard, Andre (1976-77—1982-83)	467	130	175	305	221	12
Schaller, Tim (2014-15)	18	1	1	2	2	59
Schmautz, Cliff (1970-71)	26	5	7	12	10	7
Schock, Ron (1977-78)	40	4	4	8	0	21
Schoenfeld, Jim (1972-73—1981-82; 1984-85)	584	45	183	228	1025	6,13
Schultz, Dave (1978-79—1979-80)	41	3	3	6	114	21
Scott, John (2012-13—2013-14)	90	1	0	1	194	32
Seiling, Ric (1977-78—1985-86)	664	176	200	376	524	16
Sejba, Jiri (1990-91)	11	0	2	2	8	23
Sekera, Andrej (2006-07¬—2012-13)	339	17	75	92	102	44
Semenov, Anatoli (1996-97)	25	2	4	6	2	93
Shack, Eddie (1970-71—1971-72)	106	36	31	67	127	23
Shannon, Darrin (1988-89—1991-92)	55	10	14	24	16	16,26
Shannon, Darryl (1995-96—1998-99)	255	12	56	68	240	8,29
Sheppard, Ray (1987-88—1989-90)	159	64	50	114	29	23
Shields, Steve (1995-96—1997-98)	31	0	0	0	23	31
Simon, Todd (1993-94)	15	0	1	1	0	17
Simpson, Craig (1993-94—1994-95)	45	12	15	27	34	17,22
Skudra, Peter (2000-01)	1	0	0	0	0	34
Smehlik, Richard (1992-93—1994-95; 1996-97—2001-02)	589	47	135	182	399	42
Smith, Al (1975-76—1976-77)	21	0	0	0	0	31
Smith, Derek (1976-77—1981-82)	244	65	98	163	38	16,17,19,26
Smith, Doug (1985-86—1987-88)	162	35	54	89	296	15
Smith, Floyd (1970-71—1971-72)	83	6	12	18	48	17
Smith, Steve (1988-89)	3	0	0	0	0	24
Snuggerud, Dave (1989-90—1991-92)	215	26	46	72	109	18
Spacek, Jaroslav (2006-07—2008-09)	205	22	76	98	142	6
Spencer, Brian (1973-74—1976-77)	240	42	72	114	206	21
Stewart, Bill (1977-78—1978-79)	81	3	17	20	116	3
Stafford, Drew (2006-07—2014-15)	563	145	177	322	327	21
Stanfield, Fred (1974-75—1977-78)	248	42	73	115	16	17,19
Stauber, Robb (1994-95)	6	0	0	0	0	35
Stewart, Chris (2013-14—2014-15)	66	11	14	25	69	80
Strachan, Tyson (2014-15)	46	0	5	5	44	24
Stuart, Colin (2010-11—2011-12)	5	0	0	0	2	23,15
Suikkanen, Kai (1981-82—1982-83)	2	0	0	0	0	20,23
Sulzer, Alexander (2011-12—2013-14)	57	6	8	14	24	52
Sutton, Ken (1990-91—1994-95)	232	18	60	78	223	41
Svoboda, Petr (1991-92—1994-95)	139	5	49	54	260	7
Sweeney, Bob (1992-93—1994-95)	185	37	44	81	230	20,33
Sylvester, Dean (1998-99)	1	0	0	0	0	46
Szczechura, Paul (2011-12)	9	1	3	4	4	58

T-U

Player (Seasons)	GP	G	A	PTS	PIM	Unif. No.
Talbot, Jean-Guy (1970-71)	57	0	7	7	36	24
Tallinder, Henrik (2001-02—2009-10; 2013-14)	516	22	94	116	312	10,20
Tanti, Tony (1990-91—1991-92)	80	16	23	39	106	19
Taylor, Chris (1999-00—2003-04)	90	8	12	20	32	16
Tellqvist, Mikael (2008-09)	6	0	0	0	0	32
Terbenche, Paul (1970-71—1973-74)	118	2	19	21	20	3,18,23
Thibault, Jocelyn (2007-08)	12	0	0	0	0	35

T-U

Player (Seasons)	GP	G	A	PTS	PIM	Unif. No.
Thomas, Scott (1992-93—1993-94)	39	3	3	6	23	21
Thorburn, Chris (2005-06)	2	0	1	1	7	47
Tidey, Alex (1976-77—1977-78)	3	0	0	0	0	19,26
Titanic, Morris (1974-75—1975-76)	19	0	0	0	0	19
Torres, Raffi (2009-10)	14	0	5	5	2	17
Trapp, Doug (1986-87)	2	0	0	0	0	19
Trefilov, Andrei (1995-96—1996-97)	25	0	0	0	4	30
Tropp, Corey (2011-12; 2013-14)	43	3	6	9	20	78
Tsygurov, Denis (1993-94—1994-95)	12	0	0	0	12	29
Tsyplakov, Vladimir (1999-00—2000-01)	70	13	20	33	20	29
Tucker, John (1983-84—1990-91)	345	116	154	270	142	7
Turnbull, Travis (2011-12)	3	1	0	1	5	65
Turgeon, Pierre (1987-88—1991-92)	322	122	201	323	119	77

V

Player (Seasons)	GP	G	A	PTS	PIM	Unif. No.
Vaive, Rick (1988-89—1991-92)	190	74	62	136	226	12,22
Van Boxmeer, John (1979-80—1982-83)	294	49	166	215	239	4,5
Vanek, Thomas (2005-06—2013-14)	598	254	243	497	362	26
Varada, Vaclav (1995-96—2002-03)	376	46	98	144	326	9,25
Varone, Philip (2013-14—2014-15)	37	4	3	7	14	84
Verret, Claude (1983-84—1984-85)	14	2	5	7	2	21
Virta, Hannu (1981-82—1985-86)	245	25	101	126	66	3,23

W-Y

Player (Seasons)	GP	G	A	PTS	PIM	Unif. No.
Wakaluk, Darcy (1988-89; 1990-91)	22	0	0	0	2	35
Walsh, Jim (1981-82)	4	0	1	1	4	28
Ward, Dixon (1995-96—1999-00)	307	56	80	136	169	15,17
Warrener, Rhett (1998-99—2002-03)	266	9	33	42	363	4
Watson, Jim (1970-71—1971-72)	144	4	15	19	248	2
Weber, Mike (2007-08—2008-09; 2011-12—2014-15)	306	8	40	48	377	34,4,6
Wells, Jay (1989-90—1991-92)	85	3	12	15	243	24
Whitmore, Derek (2011-12)	2	0	0	0	0	71
Wiemer, Jim (1983-84—1984-85)	74	8	17	25	52	19
Wilson, Mike (1995-96—1998-99)	231	11	23	34	187	4,34
Wood, Randy (1991-92—1993-94)	236	60	57	117	213	19,15
Woolley, Jason (1997-98—2002-03)	365	40	125	165	258	5
Wyrozub, Randy (1970-71—1973-74)	100	8	10	18	10	14,16,24,26

Z

Player (Seasons)	GP	G	A	PTS	PIM	Unif. No.
Zadorov, Nikita (2013-14—2014-15)	67	4	12	16	55	61,51
Zaine, Rod (1971-72)	24	2	1	3	4	14,22
Zhitnik, Alexei (1994-95—2003-04)	712	55	234	289	822	4,44
Zubrus, Dainius (2006-07)	19	4	4	8	12	15

Any player who dressed in at least one Sabres regular-season or playoff game in his career is listed above. Twelve players have dressed but never played a game for Buffalo: #27 - Tim Regan (1973-74); #31 - Jim Weaver (1978-79); #30 - Jari Paavola (1981-82); #35 - Mike Craig (1984-85); #34 - Kenton Rein (1987-88); #33 - Bill Pye (1992-93); #30 - Markus Ketterer (1993-94 & 1994-95); #68 - Scott Buhler (1996-97); #50 - Michael Leighton (2005-06); #35 - Ryan Vinz (2013-14); #41 - Jaroslav Halak (2013-14); #33 - Chad Johnson (2014-15).

Michel Deziel is the only Sabre to have played in a playoff game without participating in a regular-season game.

ALL-TIME GOALTENDER STATS

GOALTENDER	GP	MIN	GA	SO	GAA	W	L	T/OTL
Barrasso, Tom	266	15,463	843	13	3.28	124	102	28
Biron, Martin	300	16,775	707	18	2.53	134	115	29
Blue, John	5	255	15	0	3.53	2	2	0
Bromley, Gary	63	2,334	184	4	3.20	29	17	14
Cloutier, Jacques	144	7,452	459	1	3.70	50	58	15
Conklin, Ty	5	227	13	0	3.43	1	2	0
Crozier, Roger	202	10,980	591	10	3.23	74	76	29
Daley, Joe	38	2,073	128	1	3.70	12	16	8
Desjardins, Gerry	116	6,802	319	5	2.81	66	30	18
Draper, Tom	37	2,067	116	1	3.37	15	15	5
Dryden, Dave	120	6,440	328	5	3.06	43	45	20
Edwards, Don	307	17,969	869	14	2.90	156	83	61
Eliot, Darren	2	67	7	0	6.27	0	0	0
Enroth, Jhonas	118	6,629	323	4	2.92	38	56	14
Essensa, Bob	9	350	17	0	2.91	0	5	0
Farr, Rocky	19	722	42	0	3.49	2	6	8
Fuhr, Grant	64	3,600	216	2	3.60	25	29	5
Hackett, Matt	13	676	40	0	3.55	1	10	2
Harrison, Paul	6	229	14	0	3.67	2	1	1
Hasek, Dominik	491	28,664	1062	55	2.22	234	172	70
Ireland, Randy	2	30	3	0	6.00	0	0	0
Knapp, Connor	2	77	4	0	3.12	0	0	1
Lalime, Patrick	47	2,516	125	0	2.98	9	26	5
Lieuwen, Nathan	7	363	18	0	2.97	1	4	0
Lindback, Anders	16	891	41	0	2.76	4	8	2
Littman, David	2	96	7	0	4.37	0	1	0
MacIntyre, Drew	2	43	1	0	1.40	0	0	0
Makarov, Andrey	1	60	3	0	3.00	0	1	0
Malarchuk, Clint	102	5,692	323	2	3.40	39	39	16
Miller, Ryan	540	31,661	1,370	28	2.60	284	186	57
Myre, Phil	5	300	21	0	4.20	3	2	0
Neuvirth, Michal	29	1,661	82	0	2.96	6	19	3
Noronen, Mika	67	3,305	153	3	2.78	22	31	6
Puppa, Daren	215	11,763	668	5	3.41	96	68	28
Roloson, Dwayne	32	1,588	74	1	2.79	7	15	5
Sauve, Bob	246	14,063	752	7	3.20	113	76	39
Shields, Steve	31	1,649	80	0	2.91	7	14	6
Skudra, Peter	1	0:27	0	0	0.00	0	0	0
Smith, Al	21	1,105	62	0	3.37	9	6	2
Stauber, Robb	6	317	20	0	3.79	2	3	0
Tellqvist, Mikael	6	229	9	0	2.35	2	1	0
Thibault, Jocelyn	12	507	28	2	3.31	3	4	2
Trefilov, Andrei	25	1,253	74	0	3.54	8	10	1
Wakaluk, Darcy	22	844	50	0	3.55	5	8	3

ALL-TIME POWER PLAY AND PENALTY KILLING

YEAR	PP OPP.	PPG	PP%	RANK	TS	PPGA	PK%	RANK	SHG	SHGA
1970-71	298	56	18.8	6	302	56	81.5	9	5	12
1971-72	308	57	18.5	8	281	56	80.1	8	1	7
1972-73	270	52	19.2	7	241	35	85.5	2	5	5
1973-74	256	48	18.5	8	237	42	82.3	3	5	12
1974-75	303	83	27.4	3	326	56	82.8	4	17	5
1975-76	287	73	25.4	5	304	51	83.2	5	6	8
1976-77	262	60	22.9	4	274	38	86.1	2	6	7
1977-78	234	52	22.2	7	218	31	85.8	1	7	3
1978-79	267	55	20.6	13	258	55	78.7	8	9	4
1979-80	275	67	24.4	T-5	252	43	82.9	3	2	4
1980-81	310	73	23.5	10	268	44	83.6	1	9	10
1981-82	301	63	20.9	17	281	57	79.9	6	4	10
1982-83	311	67	21.5	16	274	48	82.5	2	12	9
1983-84	329	71	21.6	11	277	50	81.9	3	11	14
1984-85	322	76	23.6	T-7	295	52	82.4	T-1	9	5
1985-86	351	72	20.5	16	342	66	80.7	T-5	12	14
1986-87	364	68	18.7	17	355	86	75.8	18	5	9
1987-88	464	80	17.2	18	439	95	78.1	15	8	13
1988-89	380	78	20.5	13	410	86	79.0	12	7	12
1989-90	358	79	22.1	9	351	58	83.5	1	7	7
1990-91	400	73	18.3	14	367	62	83.1	5	15	8
1991-92	466	105	22.5	1	424	91	78.5	17	8	11
1992-93	467	95	20.3	10	437	72	83.5	T-2	13	17
1993-94	424	96	22.6	2	380	58	84.7	T-1	21	8
1994-95	242	45	18.6	11	220	32	85.5	3	13	7
1995-96	477	76	15.9	T-20	461	74	83.9	6	10	12
1996-97	326	43	13.2	26	364	59	83.8	13	16	4
1997-98	396	51	12.9	T-19	413	65	84.3	18	15	12
1998-99	363	49	13.5	21	399	55	86.2	7	6	7
1999-00	351	37	10.5	28	361	54	85.0	13	8	10
2000-01	373	60	16.1	T-17	334	40	88.0	1	6	5
2001-02	375	50	13.3	27	304	41	86.5	4	7	6
2002-03	354	51	14.4	20	363	53	85.4	6	8	11
2003-04	367	58	15.8	T-19	348	53	84.8	11	7	9
2005-06	477	101	21.2	3	439	59	86.6	2	10	17
2006-07	407	71	17.4	T-17	386	72	81.4	20	8	13
2007-08	366	66	18.0	14	333	56	83.2	T-10	9	8
2008-09	358	75	20.9	7	336	61	81.8	14	7	5
2009-10	313	55	17.6	17	284	38	86.6	2	4	3
2010-11	279	54	19.4	9	300	51	83.0	13	2	13
2011-12	258	44	17.0	T-16	257	47	81.7	19	5	7
2012-13	163	23	14.1	29	178	37	79.2	26	7	7
2013-14	256	36	14.1	29	274	51	81.4	20	5	5
2014-15	224	30	13.4	30	257	64	75.1	30	7	8

PPG – Power Play Goals For; PPGA – Power Play Goals Against; TS – Times Shorthanded; Rank – Overall NHL Ranking; SHG – Shorthanded Goals For; SHGA – Shorthanded Goals Against

SHOOTOUT SUMMARY (65-51 ALL-TIME)

2005-06 (5-5)

DATE	GDG	LOSING GOALIE	SCORE
Oct. 13, 2005	**Daniel Briere**	**John Grahame**	**BUF 4 at TBL 3**
Nov. 22, 2005	Jaromir Jagr	Martin Biron	NYR 3 at BUF 2
Nov. 23, 2005	**Ales Kotalik**	**Rick DiPietro**	**BUF 4 at NYI 3**
Dec. 19, 2005	**Maxim Afinogenov**	**Antero Niittymaki**	**BUF 2 at PHI 1**
Dec. 29, 2005	Mats Sundin	Martin Biron	BUF 3 at TOR 4
Jan. 12, 2006	Geoff Sanderson	Martin Biron	PHX 2 at BUF 1
Feb. 4, 2006	**Thomas Vanek**	**Dominik Hasek**	**OTT 1 at BUF 2**
Feb. 12, 2006	Eric Staal	Ryan Miller	BUF 3 at CAR 4
Mar. 27, 2006	Petr Sykora	Ryan Miller	BUF 4 at NYR 5
Apr. 3, 2006	**Maxim Afinogenov**	**J-S Aubin**	**BUF 3 at TOR 2**

2006-07 (10-4)

DATE	GDG	LOSING GOALIE	SCORE
Oct. 4, 2006	**Daniel Briere**	**Cam Ward**	**BUF 3 at CAR 2**
Oct. 6, 2006	**Maxim Afinogenov**	**Cristobal Huet**	**MTL 4 at BUF 5**
Oct. 13, 2006	**Ales Kotalik**	**Dominik Hasek**	**BUF 3 at DET 2**
Oct. 28, 2006	Slava Kozlov	Ryan Miller	ATL 5 at BUF 4
Nov. 2, 2006	**Ales Kotalik**	**Tim Thomas**	**BUF 5 at BOS 4**
Dec. 1, 2006	**Daniel Briere**	**Kevin Weekes**	**NYR 3 at BUF 4**
Dec. 9, 2006	**Thomas Vanek**	**Cristobal Huet**	**BUF 3 at MTL 2**
Jan. 15, 2007	Marco Sturm	Ryan Miller	BUF 2 at BOS 3
Jan. 19, 2007	**Ales Kotalik**	**Dany Sabourin**	**VAN 3 at BUF 4**
Feb. 6, 2007	**Daniel Briere**	**Kari Lehtonen**	**BUF 4 at ATL 3**
Feb. 10, 2007	**Ales Kotalik**	**Miikka Kiprusoff**	**CGY 2 at BUF 3**
Feb. 17, 2007	Petr Tenkrat	Ryan Miller	BOS 4 at BUF 3
Feb. 22, 2007	**Drew Stafford**	**Martin Gerber**	**OTT 5 at BUF 6**
Mar. 13, 2007	Sidney Crosby	Ryan Miller	BUF 4 at PIT 5

2007-08 (4-9)

DATE	GDG	LOSING GOALIE	SCORE
Dec. 22, 2007	**Ales Kotalik**	**Martin Biron**	**BUF 6 at PHI 5**
Dec. 28, 2007	**Zach Parise**	**Ryan Miller**	**BUF 1 at NJD 2**
Jan. 1, 2008	Sidney Crosby	Ryan Miller	PIT 2 at BUF 1
Jan. 8, 2008	Patrik Elias	Ryan Miller	BUF 1 at NJD 2
Jan. 10, 2008	Dean McAmmond	Jocelyn Thibault	BUF 2 at OTT 3
Jan. 12, 2008	Zach Parise	Ryan Miller	NJD 3 at BUF 2
Feb. 1, 2008	Eric Perrin	Jocelyn Thibault	BUF 4 at ATL 5
Feb. 6, 2008	**Drew Stafford**	**Martin Brodeur**	**NJD 2 at BUF 3**
Feb. 8, 2008	Phil Kessel	Ryan Miller	BOS 3 at BUF 2
Feb. 25, 2008	Daniel Briere	Ryan Miller	PHI 4 at BUF 3
Mar. 10, 2008	Scott Gomez	Ryan Miller	NYR 3 at BUF 2
Mar. 27, 2008	**Derek Roy**	**Martin Gerber**	**BUF 4 at OTT 3**
Apr. 1, 2008	**Maxim Afinogenov**	**Andrew Raycroft**	**BUF 4 at TOR 3**

2008-09 (8-5)

DATE	GDG	LOSING GOALIE	SCORE
Oct. 10, 2008	**Ales Kotalik**	**Carey Price**	**MTL 1 at BUF 2**
Oct. 18, 2008	Slava Kozlov	Patrick Lalime	BUF 2 at ATL 3
Oct. 21, 2008	**Thomas Vanek**	**Manny Fernandez**	**BOS 2 at BUF 3**
Oct. 25, 2008	Ryan Smyth	Ryan Miller	BUF 1 at COL 2
Dec. 27, 2008	**Ales Kotalik**	**Joey MacDonald**	**NYI 3 at BUF 4**
Jan. 9, 2009	**Ales Kotalik**	**Stephen Valliquette**	**NYR 1 at BUF 2**
Jan. 15, 2009	**Jason Pominville**	**Marty Turco**	**BUF 5 at DAL 4**
Jan. 19, 2009	**Ales Kotalik**	**Tomas Vokoun**	**BUF 3 at FLA 2**
Feb. 7, 2009	Mike Fisher	Ryan Miller	BUF 2 at OTT 3

SHOOTOUT SUMMARY (65-51 ALL-TIME)

2008-09 (8-5)

DATE	GDG	LOSING GOALIE	SCORE
Feb 13, 2009	**Derek Roy**	**Evgeni Nabokov**	**SJS 5 at BUF 6**
Feb. 26, 2009	Jussi Jokinen	Patrick Lalime	BUF 1 at CAR 2
Mar. 14, 2009	Brett Sterling	Patrick Lalime	ATL 4 at BUF 3
Mar. 28, 2009	**Toni Lydman**	**Carey Price**	**BUF 4 at MTL 3**

2009-10 (4-6)

DATE	GDG	LOSING GOALIE	SCORE
Oct. 24, 2009	**Tyler Myers**	**Mike Smith**	**BUF 3 at TBL 2**
Nov. 13, 2009	**Jason Pominville**	**Miikka Kiprusoff**	**CGY 1 at BUF 2**
Dec. 19, 2009	Kris Letang	Patrick Lalime	PIT 2 at BUF 1
Dec. 26, 2009	Alexei Kovalev	Ryan Miller	OTT 3 at BUF 2
Jan. 9, 2010	Matt Hendricks	Patrick Lalime	COL 4 at BUF 3
Jan. 16, 2010	Trent Hunter	Ryan Miller	BUF 2 at NYR 3
Jan. 21, 2010	Dustin Brown	Ryan Miller	BUF 3 at LAK 4
Jan. 27, 2010	**Jochen Hecht**	**Martin Brodeur**	**NJD 1 at BUF 2**
Feb. 9, 2010	David Krejci	Ryan Miller	BOS 3 at BUF 2
Mar. 24, 2010	**Jason Pominville**	**Carey Price**	**MON 2 at BUF 3**

2010-11 (5-1)

DATE	GDG	LOSING GOALIE	SCORE
Nov. 6, 2010	**Tyler Ennis**	**J-S Giguere**	**BUF 3 at TOR 2**
Nov. 10, 2010	**Derek Roy**	**Johan Hedberg**	**BUF 5 at NJD 4**
Dec. 4, 2010	**Thomas Vanek**	**Brian Elliot**	**BUF 1 at OTT 0**
Jan. 1, 2011	**Tyler Ennis**	**Tim Thomas**	**BOS 6 at BUF 7**
Feb. 15, 2011	**Jochen Hecht**	**Carey Price**	**BUF 3 at MTL 2**
Feb. 26, 2011	Pavel Datsyuk	Ryan Miller	DET 3 at BUF 2

2011-12 (7-7)

DATE	GDG	LOSING GOALIE	SCORE
Nov. 5, 2011	**Derek Roy**	**Craig Anderson**	**BUF 3 at OTT 2**
Nov. 14, 2011	**Brad Boyes**	**Carey Price**	**BUF 3 at MTL 2**
Nov. 23, 2011	Benoit Pouliot	Jhonas Enroth	BOS 4 at BUF 3
Dec. 31, 2011	Bobby Butler	Jhonas Enroth	OTT 3 at BUF 2
Jan. 24, 2012	**Nathan Gerbe**	**Martin Brodeur**	**BUF 2 at NJD 1**
Feb. 1, 2012	Ryan Callahan	Ryan Miller	NYR 1 at BUF 0
Feb. 4, 2012	**Brad Boyes**	**Al Montoya**	**BUF 4 at NYI 3**
Feb. 10, 2012	**Nathan Gerbe**	**Kari Lehtonen**	**DAL 2 at BUF 3**
Feb. 17, 2012	Max Pacioretty	Ryan Miller	MTL 4 at BUF 3
Feb. 24, 2012	**Derek Roy**	**Tuukka Rask**	**BOS 1 at BUF 2**
Mar. 10, 2012	**Tyler Ennis**	**Ben Bishop**	**BUF 4 at OTT 3**
Mar. 14, 2012	Peter Mueller	Ryan Miller	COL 5 at BUF 4
Mar. 17, 2012	Dmitry Kulikov	Ryan Miller	BUF 2 at FLA 3
Apr. 7, 2012	Patrice Bergeron	Jhonas Enroth	BUF 3 at BOS 4

2012-13 (7-4)

DATE	GDG	LOSING GOALIE	SCORE
Feb. 7, 2013	**Jason Pominville**	**Peter Budaj**	**MTL 4 at BUF 5**
Feb. 28, 2013	**Thomas Vanek**	**Jose Theodore**	**BUF 4 at FLA 3**
Mar. 2, 2013	**Jason Pominville**	**Johan Hedberg**	**NJD 3 at BUF 4**
Mar. 3, 2013	Rick Nash	Ryan Miller	BUF 2 at NYR 3
Mar. 7, 2013	David Clarkson	Ryan Miller	BUF 2 at NJD 3
Mar. 21, 2013	**Steve Ott**	**James Reimer**	**TOR 4 at BUF 5**
Mar. 28, 2013	Mike Santorelli	Ryan Miller	BUF 3 at FLA 5
Mar. 30, 2013	Matt Hendricks	Jhonas Enroth	WSH 4 at BUF 3

SHOOTOUT SUMMARY (65-51 ALL-TIME)

2012-13 (7-4)

DATE	GDG	LOSING GOALIE	SCORE
Apr. 7, 2013	**Nathan Gerbe**	**Martin Brodeur**	**NJD 2 at BUF 3**
Apr. 17, 2013	**Drew Stafford**	**Anton Khudobin**	**BUF 3 at BOS 2**
Apr. 26, 2013	**Thomas Vanek**	**Evgeni Nabokov**	**NYI 1 at BUF 2**

2013-14 (7-5)

DATE	GDG	LOSING GOALIE	SCORE
Oct. 15, 2013	**Tyler Ennis**	**Evgeni Nabokov**	**BUF 4 at NYI 3**
Nov. 5, 2013	**Cody Hodgson**	**Antti Niemi**	**BUF 5 at SJS 4**
Nov. 12, 2013	**Matt Moulson**	**Ben Scrivens**	**LAK 2 at BUF 3**
Dec. 10, 2013	**Zemgus Girgensons**	**Robin Lehner**	**OTT 1 at BUF 2**
Dec. 27, 2013	Joffrey Lupul	Ryan Miller	BUF 3 at TOR 4
Dec. 29, 2013	**Steve Ott**	**Philipp Grubauer**	**WSH 1 at BUF 2**
Jan. 9, 2014	Brad Boyes	Jhonas Enroth	FLA 2 at BUF 1
Jan. 12, 2014	**Cody Hodgson**	**Philipp Grubauer**	**BUF 2 at WSH 1**
Jan. 15, 2014	Joffrey Lupul	Ryan Miller	BUF 3 at TOR 4
Jan. 18, 2014	Ryan Johansen	Ryan Miller	CBJ 4 at BUF 3
Apr. 1, 2014	**Ville Leino**	**Cory Schneider**	**NJD 2 at BUF 3**
Apr. 13, 2014	Brock Nelson	Connor Knapp	NYI 4 at BUF 3

2014-15 (8-5)

DATE	GDG	LOSING GOALIE	SCORE
Oct. 14, 2014	**Zemgus Girgensons**	**Cam Ward**	**BUF 4 at CAR 3**
Nov. 2, 2014	**Zemgus Girgensons**	**Jimmy Howard**	**DET 2 at BUF 3**
Nov. 5, 2014	Pierre-Alexandre Parenteau	Michal Neuvirth	MTL 2 at BUF 1
Nov. 29, 2014	**Brian Flynn**	**Dustin Tokarski**	**BUF 4 at MTL 3**
Dec. 2, 2014	**Cody Hodgson**	**Evgeni Nabokov**	**TBL 1 at BUF 2**
Dec. 15, 2014	**Matt Moulson**	**Robin Lehner**	**OTT 4 at BUF 5**
Dec. 27, 2014	**Tyler Ennis**	**Kevin Poulin**	**NYI 3 at BUF 4**
Feb. 17, 2015	Scott Gomez	Michal Neuvirth	BUF 1 at NJD 2
Feb. 19, 2015	**Brian Flynn**	**Ray Emery**	**BUF 3 at PHI 2**
Feb. 22, 2015	Filip Forsberg	Michal Neuvirth	NSH 2 at BUF 1
Mar. 11, 2015	Tyler Bozak	Anders Lindback	BUF 3 at TOR 4
Mar. 16, 2015	Evgeny Kuznetsov	Anders Lindback	WSH 4 at BUF 3
Mar. 17, 2015	**Tyler Ennis**	**Niklas Svedberg**	**BUF 2 at BOS 1**

SHOOTOUT SUMMARY

ALL-TIME BUFFALO SHOOTERS

PLAYER	GOALS	ATTEMPTS	PCT	GDG
Thomas Vanek	20	54	37.0	6
Ales Kotalik	18	36	50.0	10
Jason Pominville	18	47	38.3	5
Tyler Ennis	14	39	35.9	6
Drew Stafford	13	41	31.7	3
Derek Roy	10	29	34.5	5
Daniel Briere	8	18	44.4	4
Maxim Afinogenov	6	14	42.9	4
Matt Moulson	6	19	31.6	2
Brad Boyes	5	12	41.7	2
Jochen Hecht	4	8	50.0	2
Nathan Gerbe	4	9	44.4	3
Tim Connolly	4	23	17.4	0
Brian Flynn	3	5	60.0	2
Steve Ott	3	6	50.0	2
Zemgus Girgensons	3	12	25.0	3
Cody Hodgson	3	12	25.0	3
Brian Gionta	2	7	28.6	0
Toni Lydman	1	1	100.0	1
Henrik Tallinder	1	3	33.3	0
Ville Leino	1	4	25.0	1
Tyler Myers	1	4	25.0	1
Luke Adam	0	1	0.0	0
Paul Byron	0	1	0.0	0
Cory Conacher	0	1	0.0	0
J.P. Dumont	0	1	0.0	0
Patrick Kaleta	0	1	0.0	0
Tim Kennedy	0	1	0.0	0
Jordan Leopold	0	1	0.0	0
Adam Mair	0	1	0.0	0
Chris Stewart	0	1	0.0	0
Philip Varone	0	1	0.0	0
Matt D'Agostini	0	2	0.0	0
Chris Drury	0	2	0.0	0
Linus Omark	0	2	0.0	0
Marcus Foligno	0	3	0.0	0
Clarke MacArthur	0	7	0.0	0

ALL-TIME BUFFALO GOALTENDERS

GOALTENDER	GA	SA	SV%	W-L
Ryan Miller	81	277	.708	49-30
Jhonas Enroth	17	67	.746	10-5
Martin Biron	5	12	.583	2-3
Michal Neuvirth	8	16	.500	2-3
Nathan Lieuwen	2	9	.778	1-0
Anders Lindback	2	7	.714	1-2
Connor Knapp	1	2	.500	0-1
Jocelyn Thibault	3	10	.700	0-2
Patrick Lalime	9	23	.609	0-5
Mika Noronen	1	1	.000	–

Most Wins in a Season: 10 (2006-07)

Fewest Losses in a season: 1 (2010-11)

Most shootouts: 14 (2006-07, 2011-12)

Longest Shootout: 11 rounds/22 shooters (1/9/10 vs. Colorado)

PLAYOFF HISTORY

2015-16 **BUFFALO SABRES** MEDIA GUIDE

ALL-TIME PLAYOFF SCORING

A

PLAYER	GP	G	A	PTS	PIM
Afinogenov, Maxim	49	10	13	23	22
Anderson, Shawn	5	0	1	1	4
Andersson, Mikael	1	1	0	1	0
Andreychuk, Dave	54	13	22	35	36
Arniel, Scott	16	2	1	3	13
Astley, Mark	2	0	0	0	0
Audette, Donald	61	15	23	38	36
Atkinson, Steve	1	0	0	0	0

B

PLAYER	GP	G	A	PTS	PIM
Barnaby, Matthew	27	7	11	18	79
Barnes, Stu	39	14	7	21	10
Barrasso, Tom	12	0	0	0	9
Bodger, Doug	42	6	18	24	25
Boland, Michael	3	1	0	1	2
Boucher, Philippe	7	1	1	2	2
Boughner, Bob	25	0	5	5	24
Boyes, Brad	7	1	0	1	0
Breitenbach, Ken	8	0	1	1	4
Briere, Daniel	34	11	23	34	28
Brown, Curtis	52	14	11	25	34
Burridge, Randy	12	5	1	6	2
Butler, Chris	7	0	1	1	10

C

PLAYER	GP	G	A	PTS	PIM
Campbell, Brian	34	3	10	13	26
Carney, Keith	15	0	6	6	6
Carriere, Larry	23	0	3	3	40
Cloutier, Jacques	4	0	0	0	0
Cloutier, Real	2	0	0	0	0
Connolly, Tim	36	5	18	23	8
Corkum, Bob	14	2	0	2	6
Crozier, Roger	9	0	1	1	2
Cunneyworth, Randy	3	0	0	0	0
Cyr, Paul	18	3	6	9	21

D

PLAYER	GP	G	A	PTS	PIM
Davis, Mal	7	1	0	1	0
Dawe, Jason	22	4	3	7	18
Desjardins, Gerry	25	0	0	0	4
Deziel, Michel	1	0	0	0	0
Donnelly, Gord	6	0	1	1	0
Draper, Tom	7	0	0	0	0
Drury, Chris	34	17	14	31	12
Dryden, Dave	2	0	0	0	0
Dudley, Rick	25	7	2	9	69
Dumont, J.P.	31	11	10	21	22
Dunn, Richie	27	2	14	16	16

E

PLAYER	GP	G	A	PTS	PIM
Edwards, Don	31	0	0	0	7

E

PLAYER	GP	G	A	PTS	PIM
Ellis, Matt	4	1	0	1	0
Ennis, Tyler	13	3	5	8	4
Enroth, Jhonas	1	0	0	0	0
Errey, Bob	4	0	1	1	10

F

PLAYER	GP	G	A	PTS	PIM
Fenyves, Dave	11	0	0	0	9
Fitzpatrick, Rory	11	0	4	4	16
Fogolin, Lee	30	0	6	6	58
Foligno, Mike	39	13	11	24	143
Franceschetti, Lou	6	1	0	1	2
Fuhr, Grant	8	0	0	0	2

G

PLAYER	GP	G	A	PTS	PIM
Galley, Garry	17	0	9	9	18
Gare, Danny	58	23	21	44	147
Gaustad, Paul	38	0	8	8	37
Gerbe, Nathan	9	3	1	4	18
Gillies, Clark	5	0	1	1	25
Gilmour, Doug	18	2	5	7	12
Gragnani, Marc-Andre	7	1	6	7	4
Grand-Pierre, Jean-Luc	4	0	0	0	4
Gratton, Chris	18	6	5	11	14
Gratton, Norm	6	0	1	1	2
Grier, Mike	31	5	6	11	4
Grosek, Michal	40	9	11	20	64
Guevremont, Jocelyn	40	4	17	21	18

H-I

PLAYER	GP	G	A	PTS	PIM
Hajt, Bill	80	2	16	18	70
Halkidis, Bob	8	0	0	0	41
Haller, Kevin	6	1	4	5	10
Hamel, Gilles	18	2	5	7	8
Hannan, Dave	27	4	3	7	28
Harris, Hugh	3	0	0	0	0
Harrison, Paul	1	0	0	0	0
Hartman, Mike	19	0	0	0	104
Hasek, Dominik	68	0	2	2	24
Hawerchuk, Dale	30	9	25	34	16
Haworth, Alan	10	4	5	9	4
Hecht, Jochen	32	6	8	14	18
Heinze, Steve	13	3	4	7	10
Hess, Robert	1	1	0	1	0
Hillman, Larry	6	0	0	0	8
Hogue, Benoit	13	3	1	4	37
Holland, Jason	1	0	0	0	0
Holzinger, Brian	52	11	18	29	61
Horton, Tim	6	0	1	1	4
Houlder, Bill	8	0	2	2	4
Housley, Phil	35	10	17	27	22
Huddy, Charlie	3	0	0	0	0

ALL-TIME PLAYOFF SCORING

J

PLAYER	GP	G	A	PTS	PIM
James, Val	3	0	0	0	0
Janik, Doug	5	1	0	1	2
Jillson, Jeff	4	0	0	0	0
Johansson, Calle	6	0	1	1	0
Juneau, Joe	20	3	8	11	10

K

PLAYER	GP	G	A	PTS	PIM
Kaleta, Patrick	12	2	3	5	28
Kalinin, Dmitri	37	2	7	9	20
Kennedy, Dean	8	1	2	3	29
Kennedy, Tim	6	1	2	3	4
Khmylev, Yuri	20	7	5	12	20
Korab, Jerry	46	7	14	21	69
Kotalik, Ales	34	6	9	15	16
Kowal, Joe	2	0	0	0	0
Krupp, Uwe	23	1	2	3	29
Kruse, Paul	11	1	0	1	8

L

PLAYER	GP	G	A	PTS	PIM
LaFontaine, Pat	19	12	15	27	6
Lambert, Yvon	4	3	0	3	2
Ledyard, Grant	19	4	5	9	20
Leopold, Jordan	5	0	1	1	4
Lorentz, Jim	37	11	9	20	22
Luce, Don	62	17	19	36	46
Lydman, Toni	40	3	7	10	38

M

PLAYER	GP	G	A	PTS	PIM
Maguire, Kevin	10	0	0	0	86
Mair, Adam	25	2	5	7	14
Malarchuk, Clint	5	0	1	1	2
Maloney, Dave	1	0	0	0	0
Mancari, Mark	1	0	0	0	0
Martin, Rick	62	24	29	53	74
Martin, Terry	11	2	2	4	10
May, Brad	36	3	8	11	59
McAdam, Gary	15	3	2	5	7
McClanahan, Rob	15	0	2	2	17
McCormick, Cody	10	1	2	3	16
McCourt, Dale	14	5	5	10	4
McIntosh, Paul	2	0	0	0	7
McKee, Jay	51	3	6	9	60
McKegney, Tony	38	11	9	20	10
McKenna, Sean	8	1	1	2	2
McNab, Peter	25	2	6	8	4
Meehan, Gerry	6	0	1	1	0
Mickey, Larry	6	1	0	1	5
Miller, Ryan	47	0	1	1	6
Mogilny, Alexander	31	14	16	30	18
Moller, Mike	3	0	1	1	0
Moller, Randy	14	0	2	2	16

M

PLAYER	GP	G	A	PTS	PIM
Mongrain, Bob	11	1	2	3	2
Montador, Steve	12	1	1	2	12
Morrisonn, Shaone	1	0	0	0	2
Muni, Craig	12	0	1	1	6
Myers, Tyler	13	2	5	7	20
Myre, Phil	1	0	0	0	0

N-O

PLAYER	GP	G	A	PTS	PIM
Napier, Mark	9	1	3	4	0
Niedermayer, Rob	7	1	3	4	2
Novotny, Jiri	4	0	0	0	0
Numminen, Teppo	28	1	5	6	8
Orlando, Gates	5	0	4	4	14

P-Q

PLAYER	GP	G	A	PTS	PIM
Paetsch, Nathan	1	0	0	0	0
Paille, Daniel	1	0	0	0	0
Parker, Jeff	5	1	2	3	28
Patrick, James	38	0	2	2	14
Patrick, Steve	8	0	1	1	6
Patterson, Colin	13	1	1	2	2
Pearson, Scott	5	0	0	0	4
Peca, Michael	49	8	13	21	38
Perreault, Gilbert	90	33	70	103	44
Peterson, Brent	22	2	3	5	50
Plante, Derek	30	5	9	14	14
Playfair, Larry	40	0	6	6	97
Pominville, Jason	45	12	16	28	12
Pratt, Tracy	6	0	0	0	6
Presley, Wayne	27	9	5	14	42
Priestlay, Ken	14	0	0	0	21
Primeau, Wayne	42	4	7	11	18
Puppa, Daren	11	0	0	0	0
Pyatt, Taylor	14	0	5	5	10

R

PLAYER	GP	G	A	PTS	PIM
Ramsay, Craig	89	17	31	48	27
Ramsey, Mike	72	8	18	26	158
Rasmussen, Erik	27	2	5	7	22
Ray, Rob	55	3	2	5	169
Reekie, Joe	2	0	0	0	4
Richard, Jacques	12	2	1	3	7
Rivet, Craig	6	1	0	1	11
Robert, Rene	47	22	17	39	71
Robitaille, Mike	6	0	0	0	0
Roloson, Dwayne	4	0	0	0	0
Ronan, Ed	6	1	0	1	6
Roy, Derek	41	7	18	25	34
Ruff, Lindy	42	11	10	21	164
Ruuttu, Christian	23	3	8	11	43

ALL-TIME PLAYOFF SCORING

S

PLAYER	GP	G	A	PTS	PIM
Sanderson, Geoff	38	7	9	16	26
Satan, Miroslav	51	13	21	34	14
Sauve, Bob	23	0	0	0	2
Sauve, Jean Francois	7	2	2	4	0
Savard, Andre	45	5	11	16	40
Schock, Ron	2	0	0	0	0
Schoenfeld, Jim	75	3	13	16	151
Schultz, Dave	3	0	2	2	4
Seiling, Ric	55	14	14	28	31
Sekera, Andrej	8	1	0	1	11
Shannon, Darrin	14	1	3	4	8
Shannon, Darryl	29	4	7	11	16
Sheppard, Ray	7	1	2	3	2
Shields, Steve	10	0	0	0	9
Simon, Todd	5	1	0	1	0
Smehlik, Richard	83	1	14	15	38
Smith, Al	1	0	0	0	0
Smith, Derek	30	9	14	23	13
Smith, Doug	1	0	0	0	0
Snuggerud, Dave	12	1	3	4	6
Spacek, Jaroslav	16	0	0	0	10
Spencer, Brian	31	1	4	5	12
Stafford, Drew	20	3	4	7	6
Stanfeild, Fred	31	2	5	7	0
Stewart, Bill	9	0	3	3	0
Sutton, Ken	25	3	4	7	14
Svoboda, Petr	10	1	4	5	10
Sweeney, Bob	14	2	2	4	12
Sylvester, Dean	4	0	0	0	2

T-U

PLAYER	GP	G	A	PTS	PIM
Tallinder, Henrik	36	2	10	12	28
Tanti, Tony	12	2	3	5	12

T-U

PLAYER	GP	G	A	PTS	PIM
Taylor, Chris	2	0	0	0	2
Terbenche, Paul	6	0	0	0	0
Tidey, Alex	2	0	0	0	0
Torres, Raffi	4	0	2	2	12
Trefilov, Andrei	1	0	0	0	0
Tsyplakov, Vladimir	14	1	1	2	8
Tucker, John	17	9	11	20	18
Turgeon, Pierre	23	12	13	25	14

V

PLAYER	GP	G	A	PTS	PIM
Vaive, Rick	17	7	5	12	20
Van Boxmeer, John	35	5	14	19	35
Vanek, Thomas	36	15	5	20	18
Varada, Vaclav	54	8	12	20	48
Virta, Hannu	17	1	3	4	6

W-Y

PLAYER	GP	G	A	PTS	PIM
Wakaluk, Darcy	2	0	0	0	2
Ward, Dixon	53	12	17	29	46
Warrener, Rhett	38	1	5	6	38
Weber, Mike	7	0	1	1	6
Wells, Jay	7	0	1	1	12
Wiemer, Jim	1	0	0	0	0
Wilson, Mike	25	0	2	2	15
Wood, Randy	21	3	5	8	10
Woolley, Jason	49	7	27	34	26

Z

PLAYER	GP	G	A	PTS	PIM
Zhitnik, Alexei	70	6	21	27	138
Zubrus, Dainius	15	0	8	8	8

ALL-TIME PLAYOFF GOALIE STATS

ALL-TIME PLAYOFF GOALTENDER STATS

PLAYER	GP	MIN	GA	EN	SO	GAA	W	L
Barrasso, Tom	12	661	46	1	0	4.18	3	8
Cloutier, Jacques	4	238	10	1	1	2.52	1	3
Crozier, Roger	9	541	25	1	0	2.77	5	4
Desjardins, Gerry	25	1383	75	1	0	3.25	11	11
Draper, Tom	7	433	19	0	1	2.63	3	6
Dryden, Dave	2	120	9	0	0	4.50	0	2
Edwards, Don	31	1859	98	3	1	3.16	13	18
Enroth, Jhonas	1	17	1	0	0	3.49	0	0
Fuhr, Grant	8	474	27	0	1	3.42	3	4
Harrison, Paul	1	26	1	0	0	2.31	0	0
Hasek, Dominik	68	4290	146	6	6	2.04	37	31
Malarchuk, Clint	5	305	22	0	0	4.33	2	4
Miller, Ryan	47	2945	121	4	3	2.47	25	22
Myre, Phil	1	57	7	0	0	7.37	0	0
Puppa, Daren	11	592	36	2	0	3.65	3	7
Roloson, Dwayne	4	139	10	1	0	4.31	1	1
Sauve, Bob	23	1268	59	1	4	2.79	13	9
Shields, Steve	10	570	26	3	1	2.74	4	7
Smith, Al	1	17	1	0	0	3.53	0	0
Trefilov, Andrei	1	5	0	0	0	0.00	0	0
Wakaluk, Darcy	2	37	2	0	0	3.22	0	1

1973

DATE	SCORE	GOALTENDERS	WINNING GOAL
April 4, 1973	@ Montreal 2, Buffalo 1	K. Dryden/D. Dryden	Cournoyer (MTL)
April 5, 1973	@ Montreal 7, Buffalo 3	K. Dryden/D. Dryden	Lapointe (MTL)
April 7, 1973	Montreal 5, @ Buffalo 2	K. Dryden/Crozier	Wilson (MTL)
April 8, 1973	**@ Buffalo 5, Montreal 1**	**Crozier/K. Dryden**	**Perreault (BUF)**
April 10, 1973	**Buffalo 3, @ Montreal 2 (OT)**	**Crozier/K. Dryden**	**Robert (BUF)**
April 12, 1973	Montreal 4, @ Buffalo 2	K. Dryden/Crozier	Lapointe (MTL)

(MONTREAL WINS SERIES 4 GAMES TO 2)

1975

DATE	SCORE	GOALTENDERS	WINNING GOAL
April 13, 1975	**@ Buffalo 4, Chicago 1**	**Desjardins/Esposito**	**Perreault (BUF)**
April 15, 1975	**@ Buffalo 3, Chicago 1**	**Desjardins/Esposito**	**Dudley (BUF)**
April 17, 1975	@ Chicago 5, Buffalo 4 (OT)	Esposito/Desjardins	Mikita (CHI)
April 20, 1975	**Buffalo 6, @ Chicago 2**	**Desjardins/Esposito**	**R. Martin (BUF)**
April 22, 1975	**@ Buffalo 3, Chicago 1**	**Desjardins/Esposito**	**Robert (BUF)**

(BUFFALO WINS SERIES 4 GAMES TO 1)

DATE	SCORE	GOALTENDERS	WINNING GOAL
April 27, 1975	**@ Buffalo 6, Montreal 5 (OT)**	**Desjardins & Crozier/Dryden**	**Gare (BUF)**
April 29, 1975	**@ Buffalo 4, Montreal 2**	**Crozier/Dryden**	**Ramsay (BUF)**
May 1, 1975	@ Montreal 7, Buffalo 0	Dryden/Crozier & Desjardins	Mahovlich (MTL)
May 3, 1975	@ Montreal 8, Buffalo 2	Dryden/Desjardins	Lafleur (MTL)
May 6, 1975	**@ Buffalo 5, Montreal 4 (OT)**	**Desjardins/Dryden**	**Robert (BUF)**
May 8, 1975	**Buffalo 4, @ Montreal 3**	**Desjardins/Dryden**	**Lorentz (BUF)**

(BUFFALO WINS SERIES 4 GAMES TO 2)

DATE	SCORE	GOALTENDERS	WINNING GOAL
May 15, 1975	@ Philadelphia 4, Buffalo 1	Parent/Desjardins	Lonsberry (PHI)
May 18, 1975	@ Philadelphia 2, Buffalo 1	Parent/Desjardins	Clarke (PHI)
May 20, 1975	**@ Buffalo 5, Philadelphia 4 (OT)**	**Crozier/Parent**	**Robert (BUF)**
May 22, 1975	**@ Buffalo 4, Philadelphia 2**	**Desjardins/Parent**	**Lorentz (BUF)**
May 25, 1975	@ Philadelphia 5, Buffalo 1	Parent/Desjardins	Dornhoefer (PHI)
May 27, 1975	Philadelphia 2, @ Buffalo 0	Parent/Crozier	Kelly (PHI)

(PHILADELPHIA WINS SERIES 4 GAMES TO 2)

1976

DATE	SCORE	GOALTENDERS	WINNING GOAL
April 6, 1976	@ St. Louis 5, Buffalo 2	Staniowski/Desjardins	Patey (STL)
April 8, 1976	**@ Buffalo 3, St. Louis 2 (OT)**	**Desjardins/Staniowski**	**Gare (BUF)**
April 9, 1976	**@ Buffalo 2, St. Louis 1 (OT)**	**Desjardins/Staniowski**	**Luce (BUF)**

(BUFFALO WINS SERIES 2 GAMES TO 1)

DATE	SCORE	GOALTENDERS	WINNING GOAL
April 11, 1976	**@ Buffalo 5, N.Y. Islanders 3**	**Desjardins/Resch & Smith**	**R. Martin (BUF)**
April 13, 1976	**@ Buffalo 3, N.Y. Islanders 2 (OT)**	**Desjardins/Smith**	**Gare (BUF)**
April 15, 1976	@ N.Y. Islanders 5, Buffalo 3	Smith/Desjardins	MacMillan (NYI)
April 17, 1976	@ N.Y. Islanders 4, Buffalo 2	Smith/Desjardins	Potvin (NYI)
April 20, 1976	N.Y. Islanders 4, @ Buffalo 2	Smith/Desjardins	Marshall (NYI)
April 22, 1976	@ N.Y. Islanders 3, Buffalo 2	Smith/Desjardins	Gillies (NYI)

(N.Y. ISLANDERS WIN SERIES 4 GAMES TO 2)

1977

DATE	SCORE	GOALTENDERS	WINNING GOAL
April 5, 1977	**@ Buffalo 4, Minnesota 2**	**Edwards/LoPresti**	**Korab (BUF)**
April 7, 1977	**Buffalo 7, @ Minnesota 1**	**Edwards/LoPresti & Smith**	**R. Martin (BUF)**

(BUFFALO WINS SERIES 2 GAMES TO 0)

DATE	SCORE	GOALTENDERS	WINNING GOAL
April 11, 1977	@ N.Y. Islanders 4, Buffalo 2	Smith/Edwards	Gillies (NYI)
April 13, 1977	@ N.Y. Islanders 4, Buffalo 2	Smith/Edwards	Gillies (NYI)
April 15, 1977	N.Y. Islanders 4, @ Buffalo 3	Smith/Edwards	Gillies (NYI)
April 17, 1977	N.Y. Islanders 4, @ Buffalo 3	Smith/Desjardins	MacMillan (NYI)

(N.Y. ISLANDERS WIN SERIES 4 GAMES TO 0)

1978

DATE	SCORE	GOALTENDERS	WINNING GOAL
April 11, 1978	**@ Buffalo 4, N.Y. Rangers 1**	**Edwards/Thomas**	**R. Martin (BUF)**
April 13, 1978	@ N.Y. Rangers 4, Buffalo 3 (OT)	Davidson/Edwards	Murdoch (NYR)
April 15, 1978	**@ Buffalo 4, N.Y. Rangers 1**	**Edwards/Thomas**	**Ramsay (BUF)**

(BUFFALO WINS SERIES 2 GAMES TO 1)

DATE	SCORE	GOALTENDERS	WINNING GOAL
April 17, 1978	@ Philadelphia 4, Buffalo 1	Parent/Edwards	Kelly (PHI)
April 19, 1978	@ Philadelphia 3, Buffalo 2	Parent/Edwards	MacLeish (PHI)
April 22, 1978	**@ Buffalo 4, Philadelphia 1**	**Edwards/Parent**	**Perreault (BUF)**
April 23, 1978	Philadelphia 4, @ Buffalo 2	Parent/Edwards	MacLeish (PHI)
April 25, 1978	@ Philadelphia 4, Buffalo 2	Parent/Edwards	Lonsberry (PHI)

(PHILADELPHIA WINS SERIES 4 GAMES TO 1)

1979

DATE	SCORE	GOALTENDERS	WINNING GOAL
April 10, 1979	Pittsburgh 4, @ Buffalo 3	Herron/Sauve	Kindrachuk (PIT)
April 12, 1979	**Buffalo 3, @ Pittsburgh 1**	**Sauve/Herron**	**Richard (BUF)**
April 14, 1979	Pittsburgh 4, @ Buffalo 3 (OT)	Herron/Sauve	Ferguson (PIT)

(PITTSBURGH WINS SERIES 2 GAMES TO 1)

1980

DATE	SCORE	GOALTENDERS	WINNING GOAL
April 8, 1980	**@ Buffalo 2, Vancouver 1**	**Edwards/Bromley**	**Luce (BUF)**
April 9, 1980	**@ Buffalo 6, Vancouver 0**	**Sauve/Bromley & Hanlon**	**Ramsey (BUF)**
April 11, 1980	@ Vancouver 5, Buffalo 4	Hanlon & Bromley/Edwards	Brasar (VAN)
April 12, 1980	**Buffalo 3, @ Vancouver 1**	**Sauve/Bromley**	**Perreault (BUF)**

(BUFFALO WINS SERIES 3 GAMES TO 1)

DATE	SCORE	GOALTENDERS	WINNING GOAL
April 16, 1980	**@ Buffalo 5, Chicago 0**	**Edwards/Esposito**	**Van Boxmeer (BUF)**
April 17, 1980	**@ Buffalo 6, Chicago 4**	**Sauve/Veisor**	**Gare (BUF)**
April 19, 1980	**Buffalo 2, @ Chicago 1**	**Edwards/Esposito**	**Dudley (BUF)**
April 20, 1980	**Buffalo 3, @ Chicago 2**	**Sauve/Esposito**	**Perreault (BUF)**

(BUFFALO WINS SERIES 4 GAMES TO 0)

DATE	SCORE	GOALTENDERS	WINNING GOAL
April 29, 1980	N.Y. Islanders 4, @ Buffalo 1	Smith/Edwards	Bossy (NYI)
May 1, 1980	N.Y. Islanders 2, @ Buffalo 1 (2OT)	Smith/Sauve	Nystrom (NYI)
May 3, 1980	@ N.Y. Islanders 7, Buffalo 4	Smith/Edwards	Henning (NYI)
May 6, 1980	**Buffalo 7, @ N.Y. Islanders 4**	**Sauve/Smith & Resch**	**Smith (BUF)**
May 8, 1980	**@ Buffalo 2, N.Y. Islanders 0**	**Sauve/Resch**	**Van Boxmeer (BUF)**
May 10, 1980	@ N.Y. Islanders 5, Buffalo 2	Smith/Sauve	Lorimer (NYI)

(N.Y. ISLANDERS WIN SERIES 4 GAMES TO 2)

1981

DATE	SCORE	GOALTENDERS	WINNING GOAL
April 8, 1981	**@ Buffalo 3, Vancouver 2 (OT)**	**Edwards/Brodeur**	**Haworth (BUF)**
April 9, 1981	**@ Buffalo 5, Vancouver 2**	**Edwards/Brodeur**	**Gare (BUF)**
April 11, 1981	**Buffalo 5, @ Vancouver 3**	**Edwards/Brodeur**	**Ruff (BUF)**

(BUFFALO WINS SERIES 3 GAMES TO 0)

DATE	SCORE	GOALTENDERS	WINNING GOAL
April 16, 1981	Minnesota 4, @ Buffalo 3 (OT)	Meloche/Edwards	Payne (MIN)
April 17, 1981	Minnesota 5, @ Buffalo 2	Meloche/Edwards	Ciccarelli (MIN)
April 19, 1981	@ Minnesota 6, Buffalo 4	Meloche/Edwards	Broten (MIN)
April 20, 1981	**Buffalo 5, @ Minnesota 4 (OT)**	**Edwards/Meloche**	**Ramsay (BUF)**
April 22, 1981	Minnesota 4, @ Buffalo 3	Beaupre/Edwards	MacAdam (MIN)

(MINNESOTA WINS SERIES 4 GAMES TO 1)

1982

DATE	SCORE	GOALTENDERS	WINNING GOAL
April 7, 1982	@ Boston 3, Buffalo 1	Moffat/Edwards	Park (BOS)
April 8, 1982	@ Boston 7, Buffalo 3	Moffat/Harrison	Pederson (BOS)
April 10, 1982	**@ Buffalo 5, Boston 2**	**Edwards/Moffat**	**Ramsay (BUF)**
April 11, 1982	Boston 5, @ Buffalo 2	Moffat/Edwards	O'Reilly (BOS)

(BOSTON WINS SERIES 3 GAMES TO 1)

1983

DATE	SCORE	GOALTENDERS	WINNING GOAL
April 6, 1983	**Buffalo 1, @ Montreal 0**	**Sauve/Wamsley**	**Peterson (BUF)**
April 7, 1983	**Buffalo 3, @ Montreal 0**	**Sauve/Wamsley & Sevigny**	**McCourt (BUF)**
April 9, 1983	**@ Buffalo 4, Montreal 2**	**Sauve/Wamsley**	**McKegney (BUF)**

(BUFFALO WINS SERIES 3 GAMES TO 0)

DATE	SCORE	GOALTENDERS	WINNING GOAL
April 14, 1983	**Buffalo 7, @ Boston 4**	**Sauve/Peeters**	**McKegney (BUF)**
April 15, 1983	@ Boston 5, Buffalo 3	Peeters/Sauve	Bourque (BOS)
April 17, 1983	**@ Buffalo 4, Boston 3**	**Sauve/Peeters**	**Ramsey (BUF)**
April 18, 1983	Boston 6, @ Buffalo 2	Peeters/Sauve	Middleton (BOS)
April 20, 1983	@ Boston 9, Buffalo 0	Peeters/Sauve & Myre	Crowder (BOS)
April 22, 1983	**@ Buffalo 5, Boston 3**	**Sauve/Peeters**	**Ruff (BUF)**
April 24, 1983	@ Boston 3, Buffalo 2 (OT)	Peeters/Sauve	Park (BOS)

(BOSTON WINS SERIES 4 GAMES TO 3)

1984

DATE	SCORE	GOALTENDERS	WINNING GOAL
April 4, 1984	Quebec 3, @ Buffalo 2	Bouchard/Barrasso & Sauve	M. Stastny (QUE)
April 5, 1984	Quebec 6, @ Buffalo 2	Bouchard/Sauve & Barrasso	Savard (QUE)
April 7, 1984	@ Quebec 4, Buffalo 1	Bouchard/Barrasso	J.F. Sauve (QUE)

(QUEBEC WINS SERIES 3 GAMES TO 0)

1985

DATE	SCORE	GOALTENDERS	WINNING GOAL
April 10, 1985	@ Quebec 5, Buffalo 2	Gosselin/Barrasso	A. Stastny (QUE)
April 11, 1985	@ Quebec 3, Buffalo 2	Gosselin/Barrasso	Rochefort (QUE)
April 13, 1985	**@ Buffalo 6, Quebec 4**	**Barrasso/Gosselin**	**Andreychuk (BUF)**
April 14, 1985	**@ Buffalo 7, Quebec 4**	**Barrasso/Bouchard**	**Andreychuk (BUF)**
April 16, 1985	@ Quebec 6, Buffalo 5	Gosselin/Barrasso	Ashton (QUE)

(QUEBEC WINS SERIES 3 GAMES TO 2)

1988

DATE	SCORE	GOALTENDERS	WINNING GOAL
April 6, 1988	@ Boston 7, Buffalo 3	Lemelin/Barrasso & Puppa	Kluzak (BOS)
April 7, 1988	@ Boston 4, Buffalo 1	Lemelin/Barrasso	Shoebottom (BOS)
April 9, 1988	**@ Buffalo 6, Boston 2**	**Barrasso/Moog**	**Tucker (BUF)**
April 10, 1988	**@ Buffalo 6, Boston 5 (OT)**	**Puppa/Lemelin**	**Tucker (BUF)**
April 12, 1988	@ Boston 5, Buffalo 4	Lemelin/Puppa	Middleton (BOS)
April 14, 1988	Boston 5, @ Buffalo 2	Moog/Barrasso	Plett (BOS)

(BOSTON WINS SERIES 4 GAMES TO 2)

1989

DATE	SCORE	GOALTENDERS	WINNING GOAL
April 5, 1989	**Buffalo 6, @ Boston 0**	**Cloutier/Lemelin**	**Foligno (BUF)**
April 6, 1989	@ Boston 5, Buffalo 3	Moog/Malarchuk	Carpenter (BOS)
April 8, 1989	Boston 4, @ Buffalo 2	Moog/Cloutier	Neely (BOS)
April 9, 1989	Boston 3, @ Buffalo 2	Lemelin/Cloutier	Neely (BOS)
April 11, 1989	@ Boston 4, Buffalo 1	Moog/Cloutier	Neufeld (BOS)

(BOSTON WINS SERIES 4 GAMES TO 1)

1990

DATE	SCORE	GOALTENDERS	WINNING GOAL
April 5, 1990	**@ Buffalo 4, Montreal 1**	**Puppa/Roy**	**Vaive (BUF)**
April 7, 1990	Montreal 3, @ Buffalo 0	Roy/Puppa	Naslund (MTL)
April 9, 1990	@ Montreal 2, Buffalo 1 (OT)	Roy/Puppa	Skrudland (MTL)
April 11, 1990	**Buffalo 4, @ Montreal 2**	**Puppa/Roy**	**Turgeon (BUF)**
April 13, 1990	Montreal 4, @ Buffalo 2	Roy/Puppa	Richer (MTL)
April 15, 1990	@ Montreal 5, Buffalo 2	Roy/Puppa	Lemieux (MTL)

(MONTREAL WINS SERIES 4 GAMES TO 2)

1991

DATE	SCORE	GOALTENDERS	WINNING GOAL
April 3, 1991	@ Montreal 7, Buffalo 5	Roy/Puppa & Wakaluk	Gilchrist (MTL)
April 5, 1991	@ Montreal 5, Buffalo 4	Roy/Puppa	Carbonneau (MTL)
April 7, 1991	**@ Buffalo 5, Montreal 4**	**Malarchuk/Roy**	**Ramsey (BUF)**
April 9, 1991	**@ Buffalo 6, Montreal 4**	**Malarchuk/Roy & Racicot**	**Ray (BUF)**
April 11, 1991	@ Montreal 4, Buffalo 3 (OT)	Roy/Malarchuk	Courtnall (MTL)
April 13, 1991	Montreal 5, @ Buffalo 1	Roy & Racicot/Malarchuk	Corson (MTL)

(MONTREAL WINS SERIES 4 GAMES TO 2)

1992

DATE	SCORE	GOALTENDERS	WINNING GOAL
April 19, 1992	**Buffalo 3, @ Boston 2**	**Draper/Moog**	**Bodger (BUF)**
April 21, 1992	@ Boston 3, Buffalo 2 (OT)	Moog/Draper	Oates (BOS)
April 23, 1992	Boston 3, @ Buffalo 2	Moog/Draper	Oates (BOS)
April 25, 1992	Boston 5, @ Buffalo 4 (OT)	Moog/Draper	Donato (BOS)
April 27, 1992	**Buffalo 2, @ Boston 0**	**Draper/Moog**	**LaFontaine (BUF)**
April 29, 1992	**@ Buffalo 9, Boston 3**	**Draper/Moog & Lemelin**	**May (BUF)**
May 1, 1992	@ Boston 3, Buffalo 2	Moog/Draper	Reid (BOS)

(BOSTON WINS SERIES 4 GAMES TO 3)

1993

DATE	SCORE	GOALTENDERS	WINNING GOAL
April 18, 1993	**Buffalo 5, @ Boston 4 (OT)**	**Fuhr/Moog**	**Sweeney (BUF)**
April 20, 1993	**Buffalo 4, @ Boston 0**	**Fuhr/Moog & Blue**	**Presley (BUF)**
April 22, 1993	**@ Buffalo 4, Boston 3 (OT)**	**Fuhr/Blue**	**Khmylev (BUF)**
April 24, 1993	**@ Buffalo 6, Boston 5 (OT)**	**Fuhr & Hasek/Moog**	**May (BUF)**

(BUFFALO WINS SERIES 4 GAMES TO 0)

1993 CONTINUED

DATE	SCORE	GOALTENDERS	WINNING GOAL
May 2, 1993	@ Montreal 4, Buffalo 3	Roy/Fuhr	Damphousse (MTL)
May 4, 1993	@ Montreal 4, Buffalo 3 (OT)	Roy/Fuhr	Carbonneau (MTL)
May 6, 1993	Montreal 4, @ Buffalo 3 (OT)	Roy/Fuhr	Dionne (MTL)
May 8, 1993	Montreal 4, @ Buffalo 3 (OT)	Roy/Fuhr	Muller (MTL)

(MONTREAL WINS SERIES 4 GAMES TO 0)

1994

DATE	SCORE	GOALTENDERS	WINNING GOAL
April 17, 1994	**Buffalo 2, @ New Jersey 0**	**Hasek/Brodeur**	**Simon (BUF)**
April 19, 1994	@ New Jersey 2, Buffalo 1	Brodeur/Hasek	Stevens (NJD)
April 21, 1994	New Jersey 2, @ Buffalo 1	Brodeur/Hasek	Albelin (NJD)
April 23, 1994	**@ Buffalo 5, New Jersey 3**	**Hasek/Brodeur**	**Presley (BUF)**
April 25, 1994	@ New Jersey 5, Buffalo 3	Brodeur/Hasek	Lemieux (NJD)
April 27, 1994	**@ Buffalo 1, New Jersey 0 (4OT)**	**Hasek/Brodeur**	**Hannan (BUF)**
April 29, 1994	@ New Jersey 2, Buffalo 1	Brodeur/Hasek	Lemieux (NJD)

(NEW JERSEY WINS SERIES 4 GAMES TO 3)

1995

DATE	SCORE	GOALTENDERS	WINNING GOAL
May 7, 1995	@ Philadelphia 4, Buffalo 3 (OT)	Hextall/Hasek	Dykhuis (PHI)
May 8, 1995	@ Philadelphia 3, Buffalo 1	Hextall/Hasek	DiMaio (PHI)
May 10, 1995	**@ Buffalo 3, Philadelphia 1**	**Hasek/Hextall**	**Presley (BUF)**
May 12, 1995	Philadelphia 4, @ Buffalo 2	Hextall/Hasek	Desjardins (PHI)
May 14, 1995	@ Philadelphia 6, Buffalo 4	Hextall/Hasek	LeClair (PHI)

(PHILADELPHIA WINS SERIES 4 GAMES TO 1)

1997

DATE	SCORE	GOALTENDERS	WINNING GOAL
April 17, 1997	**@ Buffalo 3, Ottawa 1**	**Hasek/Tugnutt**	**Plante (BUF)**
April 19, 1997	Ottawa 3, @ Buffalo 1	Tugnutt/Hasek	Duchesne (OTT)
April 21, 1997	**Buffalo 3, @ Ottawa 2**	**Hasek & Shields/Tugnutt**	**Ward (BUF)**
April 23, 1997	@ Ottawa 1, Buffalo 0 (OT)	Tugnutt/Shields	Alfredsson (OTT)
April 25, 1997	Ottawa 4, @ Buffalo 1	Tugnutt/Shields & Trefilov	Alfredsson (OTT)
April 27, 1997	**Buffalo 3, @ Ottawa 0**	**Shields/Tugnutt**	**Holzinger (BUF)**
April 29, 1997	**@ Buffalo 3, Ottawa 2 (OT)**	**Shields/Tugnutt**	**Plante (BUF)**

(BUFFALO WINS SERIES 4 GAMES TO 3)

DATE	SCORE	GOALTENDERS	WINNING GOAL
May 3, 1997	Philadelphia 5, @ Buffalo 3	Snow/Shields	Podein (PHI)
May 5, 1997	Philadelphia 2, @ Buffalo 1	Snow/Shields	Therien (PHI)
May 7, 1997	@ Philadelphia 4, Buffalo 1	Snow/Shields	Hawerchuk (PHI)
May 9, 1997	**Buffalo 5, @ Philadelphia 4 (OT)**	**Shields/Snow**	**Ronan (BUF)**
May 11, 1997	Philadelphia 6, @ Buffalo 3	Hextall/Shields	Zubrus (PHI)

(PHILADELPHIA WINS SERIES 4 GAMES TO 1)

1998

DATE	SCORE	GOALTENDERS	WINNING GOAL
April 22, 1998	**Buffalo 3, @ Philadelphia 2**	**Hasek/Burke**	**Audette (BUF)**
April 24, 1998	@ Philadelphia 3, Buffalo 2	Burke/Hasek	LeClair (PHI)
April 27, 1998	**@ Buffalo 6, Philadelphia 1**	**Hasek/Burke & Hextall**	**Grosek (BUF)**
April 29, 1998	**@ Buffalo 4, Philadelphia 1**	**Hasek/Burke**	**Satan (BUF)**
May 1, 1998	**Buffalo 3, @ Philadelphia 2 (OT)**	**Hasek/Burke**	**Grosek (BUF)**

(BUFFALO WINS SERIES 4 GAMES TO 1)

1998 CONTINUED

DATE	SCORE	GOALTENDERS	WINNING GOAL
May 8, 1998	**@ Buffalo 3, Montreal 2 (OT)**	**Hasek/Moog**	**Sanderson (BUF)**
May 10, 1998	**@ Buffalo 6, Montreal 3**	**Hasek/Moog & Thibault**	**Barnaby (BUF)**
May 12, 1998	**Buffalo 5, @ Montreal 4 (2OT)**	**Hasek/Thibault & Theodore**	**Peca (BUF)**
May 14, 1998	**Buffalo 3, @ Montreal 1**	**Hasek/Moog & Theodore**	**Audette (BUF)**

(BUFFALO WINS SERIES 4 GAMES TO 0)

DATE	SCORE	GOALTENDERS	WINNING GOAL
May 23, 1998	**Buffalo 2, @ Washington 0**	**Hasek/Kolzig**	**Grosek (BUF)**
May 25, 1998	@ Washington 3, Buffalo 2 (OT)	Kolzig/Hasek	Krygier (WSH)
May 28, 1998	Washington 4, @ Buffalo 3 (OT)	Kolzig/Hasek	Bondra (WSH)
May 30, 1998	Washington 2, @ Buffalo 0	Kolzig/Hasek	Berube (WSH)
June 2, 1998	**Buffalo 2, @ Washington 1**	**Hasek/Kolzig**	**Woolley (BUF)**
June 4, 1998	Washington 3, @ Buffalo 2 (OT)	Kolzig/Hasek	Juneau (WSH)

(WASHINGTON WINS SERIES 4 GAMES TO 2)

1999

DATE	SCORE	GOALTENDERS	WINNING GOAL
April 21, 1999	**Buffalo 2, @ Ottawa 1**	**Hasek/Tugnutt**	**Brown (BUF)**
April 23, 1999	**Buffalo 3, @ Ottawa 2 (2OT)**	**Hasek/Rhodes**	**Satan (BUF)**
April 25, 1999	**@ Buffalo 3, Ottawa 0**	**Hasek/Rhodes**	**Ward (BUF)**
April 27, 1999	**@ Buffalo 4, Ottawa 3**	**Hasek/Tugnutt**	**Zhitnik (BUF)**

(BUFFALO WINS SERIES 4 GAMES TO 0)

DATE	SCORE	GOALTENDERS	WINNING GOAL
May 6, 1999	@ Boston 4, Buffalo 2	Dafoe/Hasek	Thornton (BOS)
May 9, 1999	**Buffalo 3, @ Boston 1**	**Hasek/Dafoe**	**Brown (BUF)**
May 12, 1999	**@ Buffalo 3, Boston 2**	**Hasek/Dafoe**	**Ward (BUF)**
May 14, 1999	**@ Buffalo 3, Boston 0**	**Hasek/Dafoe**	**Zhitnik (BUF)**
May 16, 1999	@ Boston 5, Buffalo 3	Dafoe/Hasek & Roloson	Khristich (BOS)
May 18, 1999	**@ Buffalo 3, Boston 2**	**Hasek/Dafoe**	**Brown (BUF)**

(BUFFALO WINS SERIES 4 GAMES TO 2)

DATE	SCORE	GOALTENDERS	WINNING GOAL
May 23, 1999	**Buffalo 5, @ Toronto 4**	**Roloson/Joseph**	**Sanderson (BUF)**
May 25, 1999	@ Toronto 6, Buffalo 3	Joseph/Roloson	Perreault (TOR)
May 27, 1999	**@ Buffalo 4, Toronto 2**	**Hasek & Roloson/Joseph**	**Barnes (BUF)**
May 29, 1999	**@ Buffalo 5, Toronto 2**	**Hasek/Joseph & Healy**	**Ray (BUF)**
May 31, 1999	**Buffalo 4, @ Toronto 2**	**Hasek/Joseph**	**Rasmussen (BUF)**

(BUFFALO WINS SERIES 4 GAMES TO 1)

DATE	SCORE	GOALTENDERS	WINNING GOAL
June 8, 1999	**Buffalo 3, @ Dallas 2 (OT)**	**Hasek/Belfour**	**Woolley (BUF)**
June 10, 1999	@ Dallas 4, Buffalo 2	Belfour/Hasek	Hull (DAL)
June 12, 1999	Dallas 2, @ Buffalo 1	Belfour/Hasek	Nieuwendyk (DAL)
June 15, 1999	**@ Buffalo 2, Dallas 1**	**Hasek/Belfour**	**Ward (BUF)**
June 17, 1999	@ Dallas 2, Buffalo 0	Belfour/Hasek	Sydor (DAL)
June 19, 1999	Dallas 2, @ Buffalo 1 (3OT)	Belfour/Hasek	Hull (DAL)

(DALLAS WINS SERIES 4 GAMES TO 2)

2000

DATE	SCORE	GOALTENDERS	WINNING GOAL
April 13, 2000	@ Philadelphia 3, Buffalo 2	Boucher/Hasek	Gagne (PHI)
April 14, 2000	@ Philadelphia 2, Buffalo 1	Boucher/Hasek	Desjardins (PHI)
April 16, 2000	Philadelphia 2, @ Buffalo 0	Boucher/Hasek	LeClair (PHI)
April 18, 2000	**@ Buffalo 3, Philadelphia 2 (OT)**	**Hasek/Boucher**	**Barnes (BUF)**
April 20, 2000	@ Philadelphia 5, Buffalo 2	Boucher/Hasek	Langkow (PHI)

(PHILADELPHIA WINS SERIES 4 GAMES TO 1)

2001

DATE	SCORE	GOALTENDERS	WINNING GOAL
April 11, 2001	**Buffalo 2, @ Philadelphia 1**	**Hasek/Cechmanek**	**Gilmour (BUF)**
April 14, 2001	**Buffalo 4, @ Philadelphia 3 (OT)**	**Hasek/Cechmanek**	**McKee (BUF)**
April 16, 2001	Philadelphia 3, @ Buffalo 2	Cechmanek/Hasek	Delmore (PHI)
April 17, 2001	**@ Buffalo 4, Philadelphia 3 (OT)**	**Hasek/Cechmanek**	**Brown (BUF)**
April 19, 2001	@ Philadelphia 3, Buffalo 1	Cechmanek/Hasek	Recchi (PHI)
April 21, 2001	**@ Buffalo 8, Philadelphia 0**	**Hasek/Cechmanek & Boucher**	**Gratton (BUF)**

(BUFFALO WINS SERIES 4 GAMES TO 2)

DATE	SCORE	GOALTENDERS	WINNING GOAL
April 26, 2001	Pittsburgh 3, @ Buffalo 0	Hedberg/Hasek	Lemieux (PIT)
April 28, 2001	Pittsburgh 3 @ Buffalo 1	Hedberg/Hasek	Ference (PIT)
April 30, 2001	**Buffalo 4, @ Pittsburgh 1**	**Hasek/Hedberg**	**Woolley (BUF)**
May 2, 2001	**Buffalo 5, @ Pittsburgh 2**	**Hasek/Hedberg**	**Barnes (BUF)**
May 5, 2001	**@ Buffalo 3, Pittsburgh 2 (OT)**	**Hasek/Hedberg**	**Barnes (BUF)**
May 8, 2001	@ Pittsburgh 3, Buffalo 2 (OT)	Hedberg/Hasek	Straka (PIT)
May10, 2001	Pittsburgh 3, @ Buffalo 2 (OT)	Hedberg & Aubin/Hasek	Kasparaitis (PIT)

(PITTSBURGH WINS SERIES 4 GAMES TO 3)

2006

DATE	SCORE	GOALTENDERS	WINNING GOAL
April 22, 2006	**@ Buffalo 3, Philadelphia 2 (2OT)**	**Miller/Esche**	**Briere (BUF)**
April 24, 2006	**@ Buffalo 8, Philadelphia 2**	**Miller/Esche-Niitymaki**	**Kotalik (BUF)**
April 26, 2006	@ Philadelphia 4, Buffalo 2	Esche/Miller	Forsberg (PHI)
April 28, 2006	@ Philadelphia 5, Buffalo 4	Esche/Miller	Forsberg (PHI)
April 30, 2006	**@ Buffalo 3, Philadelphia 0**	**Miller/Esche**	**Connolly (BUF)**
May 2, 2006	**Buffalo 7, @ Philadelphia 1**	**Miller/Esche-Niitymaki**	**Kotalik (BUF)**

(BUFFALO WINS SERIES 4 GAMES TO 2)

DATE	SCORE	GOALTENDERS	WINNING GOAL
May 5, 2006	**Buffalo 7, @ Ottawa 6 (OT)**	**Miller/Emery**	**Drury (BUF)**
May 8, 2006	**Buffalo 2, @ Ottawa 1**	**Miller/Emery**	**Hecht (BUF)**
May 10, 2006	**@ Buffalo 3, Ottawa 2 (OT)**	**Miller/Emery**	**Dumont (BUF)**
May 11, 2006	Ottawa 2, @ Buffalo 1	Emery/Miller	Redden (OTT)
May 13, 2006	**Buffalo 3, @ Ottawa 2 (OT)**	**Miller/Emery**	**Pominville (BUF)**

(BUFFALO WINS SERIES 4 GAMES TO 1)

DATE	SCORE	GOALTENDERS	WINNING GOAL
May 20, 2006	**Buffalo 3, @ Carolina 2**	**Miller/Ward**	**McKee (BUF)**
May 22, 2006	@ Carolina 4, Buffalo 3	Ward/Miller	Williams (CAR)
May 24, 2006	**@ Buffalo 4, Carolina 3**	**Miller/Ward-Gerber**	**Kotalik (BUF)**
May 26, 2006	Carolina 4, @ Buffalo 0	Gerber/Miller	Recchi (CAR)
May 28, 2006	@ Carolina 4, Buffalo 3 (OT)	Gerber-Ward/Miller	Stillman (CAR)
May 30, 2006	**@ Buffalo 2, Carolina 1 (OT)**	**Miller/Ward**	**Briere (BUF)**
June 1, 2006	@ Carolina 4, Buffalo 2	Ward/Miller	Brind'Amour (CAR)

(CAROLINA WINS SERIES 4 GAMES TO 3)

2007

DATE	SCORE	GOALTENDERS	WINNING GOAL
April 12, 2007	**@ Buffalo 4, NY Islanders 1**	**Miller/Dubielewicz**	**Drury (BUF)**
April 14, 2007	NY Islanders 3, @ Buffalo 2	DiPietro/Miller	Bergeron (NYI)
April 16, 2007	**Buffalo 3, @ NY Islanders 2**	**Miller/DiPietro**	**Briere (BUF)**
April 18, 2007	**Buffalo 4, @ NY Islanders 2**	**Miller/DiPietro**	**Drury (BUF)**
April 20, 2007	**@ Buffalo 4, NY Islanders 3**	**Miller/DiPietro**	**Afinogenov (BUF)**

(BUFFALO WINS SERIES 4 GAMES TO 1)

DATE	SCORE	GOALTENDERS	WINNING GOAL
April 25, 2007	**@ Buffalo 5, NY Rangers 2**	**Miller/Lundqvist**	**Vanek (BUF)**
April 27, 2007	**@ Buffalo 3, NY Rangers 2**	**Miller/Lundqvist**	**Vanek (BUF)**
April 29, 2007	@ NY Rangers 2, Buffalo 1 (OT)	Lundqvist/Miller	Rozsival (NYR)
May 1, 2007	@ NY Rangers 2, Buffalo 1	Lundqvist/Miller	Shanahan (NYR)
May 4, 2007	**@ Buffalo 2, NY Rangers 1 (OT)**	**Miller/Lundqvist**	**Afinogenov (BUF)**
May 6, 2007	**Buffalo 5, @ NY Rangers 4**	**Miller/Lundqvist**	**Hecht (BUF)**

(BUFFALO WINS SERIES 4 GAMES TO 2)

DATE	SCORE	GOALTENDERS	WINNING GOAL
May 10, 2007	Ottawa 5, @ Buffalo 2	Emery/Miller	Saprykin (OTT)
May 12, 2007	Ottawa 4, @ Buffalo 3 (2OT)	Emery/Miller	Corvo (OTT)
May 14, 2007	@ Ottawa 1, Buffalo 0	Emery/Miller	Alfredsson (OTT)
May 16, 2007	**Buffalo 3, @ Ottawa 2**	**Miller/Emery**	**Drury (BUF)**
May 19, 2007	Ottawa 3, @ Buffalo 2 (OT)	Emery/Miller	Alfredsson (OTT)

(OTTAWA WINS SERIES 4 GAMES TO 1)

2010

DATE	SCORE	GOALTENDERS	WINNING GOAL
April 15, 2010	**@ Buffalo 2, Boston 1**	**Miller/Rask**	**Rivet (BUF)**
April 17, 2010	Boston 5, @ Buffalo 3	Rask/Miller	Chara (BOS)
April 19, 2010	@ Boston 2, Buffalo 1	Rask/Miller	Bergeron (BOS)
April 21, 2010	@ Boston 3, Buffalo 2 (2OT)	Rask/Miller	Satan (BOS)
April 23, 2010	**@ Buffalo 4, Boston 1**	**Miller/Rask**	**Pominville (BUF)**
April 26, 2010	@ Boston 4, Buffalo 3	Rask/Miller	Satan (BOS)

(BOSTON WINS SERIES 4 GAMES TO 2)

2011

DATE	SCORE	GOALTENDERS	WINNING GOAL
April 14, 2011	**Buffalo 1, @ Philadelphia 0**	**Miller/Bobrovsky**	**Kaleta (BUF)**
April 16, 2011	@Philadelphia 5, Buffalo 4	Boucher-Bobrovsky/Miller	Briere (PHI)
April 18, 2011	Philadelphia 4, @ Buffalo 2	Boucher/Miller	Zherdev (PHI)
April 20, 2011	**@ Buffalo 1, Philadelphia 0**	**Miller/Boucher**	**Pominville (BUF)**
April 22, 2011	**Buffalo 4, @ Philadelphia 3 (OT)**	**Miller/Boucher-Leighton**	**Ennis (BUF)**
April 24, 2011	Philadelphia 5, @ Buffalo 4 (OT)	Leighton-Boucher/Miller	Leino (PHI)
April 26, 2011	@ Philadelphia 5, Buffalo 2	Boucher/Miller-Enroth	van Riemsdyk (PHI)

(PHILADELPHIA WINS SERIES 4 GAMES TO 3)

PLAYOFF OVERTIME HISTORY

OVERTIME HISTORY - PLAYOFFS

DATE	OPPONENT	SCORER	SCORE	TIME
April 10, 1973	@ Montreal	Rene Robert	3-2 BUF	9:18
April 17, 1975	@ Chicago	Stan Mikita	5-4 CHI	2:31
April 27, 1975	Montreal	Danny Gare	6-5 BUF	4:42
May 6, 1975	Montreal	Rene Robert	5-4 BUF	5:56
May 20, 1975	Philadelphia	Rene Robert	5-4 BUF	18:29
April 8, 1976	St. Louis	Danny Gare	3-2 BUF	11:43
April 9, 1976	St. Louis	Don Luce	2-1 BUF	14:27
April 13, 1976	N.Y. Islanders	Danny Gare	3-2 BUF	14:04
April 13, 1978	@ N.Y. Rangers	Don Murdoch	4-3 NYR	1:37
April 14, 1979	Pittsburgh	George Ferguson	4-3 PIT	0:47
May 1, 1980	N.Y. Islanders	Bob Nystrom	2-1 NYI	21:20
April 8, 1981	Vancouver	Alan Haworth	3-2 BUF	5:00
April 16, 1981	Minnesota	Steve Payne	4-3 MIN	0:22
April 20, 1981	@ Minnesota	Craig Ramsay	5-4 BUF	16:32
April 24, 1983	@ Boston	Brad Park	3-2 BOS	1:52
April 10, 1988	Boston	John Tucker	6-5 BUF	5:32
April 9, 1990	@ Montreal	Brian Skrudland	2-1 MTL	12:35
April 11, 1991	@ Montreal	Russ Courtnall	4-3 MTL	5:56
April 21, 1992	@ Boston	Adam Oates	3-2 BOS	11:14
April 25, 1992	Boston	Ted Donato	5-4 BOS	2:08
April 18, 1993	@ Boston	Bob Sweeney	5-4 BUF	11:03
April 22, 1993	Boston	Yuri Khmylev	4-3 BUF	1:05
April 24, 1993	Boston	Brad May	6-5 BUF	4:48
May 4, 1993	@ Montreal	Guy Carbonneau	4-3 MTL	2:50
May 6, 1993	Montreal	Gilbert Dionne	4-3 MTL	8:28
May 8, 1993	Montreal	Kirk Muller	4-3 MTL	11:37
April 27, 1994	New Jersey	Dave Hannan	1-0 BUF	65:43
May 7, 1995	@ Philadelphia	Karl Dykhuis	4-3 PHI	10:06
April 23, 1997	@ Ottawa	Daniel Alfredsson	1-0 OTT	2:34
April 29, 1997	Ottawa	Derek Plante	3-2 BUF	5:24
May 9, 1997	@ Philadelphia	Ed Ronan	5-4 BUF	6:24

PLAYOFF OVERTIME HISTORY

OVERTIME HISTORY - PLAYOFFS

DATE	OPPONENT	SCORER	SCORE	TIME
May 1, 1998	@ Philadelphia	Michal Grosek	3-2 BUF	5:40
May 8, 1998	Montreal	Geoff Sanderson	3-2 BUF	2:37
May 12, 1998	@ Montreal	Michael Peca	5-4 BUF	21:24
May 25, 1998	@ Washington	Todd Krygier	3-2 WSH	3:01
May 28, 1998	Washington	Peter Bondra	4-3 WSH	9:37
June 4, 1998	Washington	Joe Juneau	3-2 WSH	6:24
April 23, 1999	@ Ottawa	Miroslav Satan	3-2 BUF	30:35
June 8, 1999	@ Dallas	Jason Woolley	3-2 BUF	15:30
June 19, 1999	Dallas	Brett Hull	2-1 DAL	54:51
April 18, 2000	@ Philadelphia	Stu Barnes	3-2 BUF	4:42
April 14, 2001	@ Philadelphia	Jay McKee	4-3 BUF	18:02
April 17, 2001	Philadelphia	Curtis Brown	4-3 BUF	6:13
May 5, 2001	Pittsburgh	Stu Barnes	3-2 BUF	8:34
May 8, 2001	@ Pittsburgh	Martin Straka	3-2 PIT	11:29
May 10, 2001	Pittsburgh	Darius Kasparitis	3-2 PIT	13:01
April 22, 2006	Philadelphia	Daniel Briere	3-2 BUF	27:31
May 5, 2006	@ Ottawa	Chris Drury	7-6 BUF	0:18
May 10, 2006	Ottawa	J-P Dumont	3-2 BUF	5:05
May 13, 2006	@Ottawa	Jason Pominville	3-2 BUF	2:26
May 28, 2006	@ Carolina	Cory Stillman	4-3 CAR	8:46
May 30, 2006	Carolina	Daniel Briere	2-1 BUF	4:22
April 29, 2007	@ NY Rangers	Michal Rozsival	2-1 NYR	36:43
May 4, 2007	NY Rangers	Maxim Afinogenov	2-1 BUF	4:39
May 12, 2007	Ottawa	Joe Corvo	4-3 OTT	24:58
May 19, 2007	Ottawa	Daniel Alfredsson	3-2 OTT	9:32
April 21, 2010	@ Boston	Miroslav Satan	3-2 BOS	27:41
April 22, 2011	@ Philadelphia	Tyler Ennis	4-3 BUF	5:31
April 24, 2011	Philadelphia	Ville Leino	5-4 PHI	4:43

The Sabres are 32-27 in overtime games during the playoffs (20-13 at home and 12-14 on road). Overtime goals have ended a Sabres playoff series 12 times (April 9, 1976; April 14, 1979; April 24, 1983; April 24, 1993; May 8, 1993; April 29, 1997; May 1, 1998; June 4, 1998; June 19, 1999; May 10, 2001; May 13, 2006 and May 19, 2007).

PLAYOFF HAT TRICKS

SABRES PLAYOFF HAT TRICKS

YEAR	NO.	PLAYER	OPPONENT	SCORE	DATE	PLACE	GOALIE(S)
1977 (1)	1.	Jim Lorentz	Minnesota	7-1 W	4-7-77	Minnesota	Pete LoPresti (2) Gary Smith (1)
1980 (1)	2.	Gilbert Perreault	N.Y. Islanders	7-4 W	5-6-80	New York	Billy Smith (2) Empty Net (1)
1985 (1)	3.	Dave Andreychuk	Quebec	7-4 W	4-14-85	Buffalo	Dan Bouchard
1988 (1)	4.	John Tucker*#	Boston	6-2 W	4-9-88	Buffalo	Andy Moog
1998 (1)	5.	Matthew Barnaby#	Montreal	6-3 W	5-10-98	Buffalo	Andy Moog (2) Empty Net (1)
2006 (2)	6.	J-P Dumont	Philadelphia	8-2 W	4-24-06	Buffalo	Robert Esche (3)**
	7.	Jason Pominville	Philadelphia	8-2 W	4-24-06	Buffalo	A. Niitymaki (3)**

PLAYOFF HAT TRICKS AGAINST THE SABRES

YEAR	NO.	PLAYER	OPPONENT	SCORE	DATE	PLACE	GOALIE(S)
1973 (1)	1.	Yvan Cournoyer	Montreal	3-7 L	4-5-73	Montreal	Dave Dryden
1975 (1)	2.	Guy Lafleur	Montreal	0-7 L	5-1-75	Montreal	Roger Crozier (1) Gerry Desjardins (2)
1982 (1)	3.	Barry Pederson	Boston	3-7 L	4-8-82	Boston	Don Edwards

* - indicates 4-goal game.

- indicates three consecutive and uninterrupted goals (true or natural hat trick). Note: John Tucker's final three goals in a four-goal game vs. Boston on 4-9-88 (6-2 W) were consecutive and uninterrupted.

** - Esche allowed goals by Dumont (2) and Pominville (1); Niitymaki allowed goals by Dumont (1) and Pominville (2).

PLAYOFF SHUTOUTS

SABRES PLAYOFF SHUTOUTS

YEAR	NO.	GOALTENDER	OPPONENT	SCORE	DATE	PLACE	SAVES
1980 (3)	1.	Bob Sauve	Vancouver	6-0	4-9-80	Buffalo	22
	2.	Don Edwards	Chicago	5-0	4-16-80	Buffalo	17
	3.	Bob Sauve (2)	N.Y. Islanders	2-0	5-8-80	Buffalo	22
1983 (2)	4.	Bob Sauve (3)	Montreal	1-0	4-6-83	Montreal	24
	5.	Bob Sauve (4)	Montreal	3-0	4-7-83	Montreal	22
1989 (1)	6.	Jacques Cloutier	Boston	6-0	4-5-89	Boston	29
1992 (1)	7.	Tom Draper	Boston	2-0	4-27-92	Boston	28
1993 (1)	8.	Grant Fuhr	Boston	4-0	4-20-93	Boston	34
1994 (2)	9.	Dominik Hasek	New Jersey	2-0	4-17-94	New Jersey	30
	10.	Dominik Hasek (2)	New Jersey	1-0	4-27-94	Buffalo	70
1997 (1)	11.	Steve Shields	Ottawa	3-0	4-27-97	Ottawa	31
1998 (1)	12.	Dominik Hasek (3)	Washington	2-0	5-23-98	Washington	19
1999 (2)	13.	Dominik Hasek (4)	Ottawa	3-0	4-25-99	Buffalo	31
	14.	Dominik Hasek (5)	Boston	3-0	5-14-99	Buffalo	24
2001 (1)	15.	Dominik Hasek (6)	Philadelphia	8-0	4-21-01	Buffalo	24
2006 (1)	16.	Ryan Miller	Philadelphia	3-0	4-30-06	Buffalo	24
2011 (2)	17.	Ryan Miller (2)	Philadelphia	1-0	4-14-11	Philadelphia	35
	18.	Ryan Miller (3)	Philadelphia	1-0	4-20-11	Buffalo	32

NOTE: Figure in parentheses for goaltender indicates cumulative total with the Sabres in the playoffs.

PLAYOFF SHUTOUTS AGAINST THE SABRES

YEAR	NO.	GOALTENDER	OPPONENT	SCORE	DATE	PLACE	SAVES
1975 (2)	1.	Ken Dryden	Montreal	7-0	5-1-75	Montreal	27
	2.	Bernie Parent	Philadelphia	2-0	5-27-75	Buffalo	32
1983 (1)	3.	Pete Peeters	Boston	9-0	4-20-83	Boston	27
1990 (1)	4.	Patrick Roy	Montreal	3-0	4-7-90	Buffalo	26
1997 (1)	5.	Ron Tugnutt	Ottawa	1-0	4-23-97	Ottawa	17
1998 (1)	6.	Olaf Kolzig	Washington	2-0	5-30-98	Buffalo	30
1999 (1)	7.	Ed Belfour	Dallas	2-0	6-17-99	Dallas	23
2000 (1)	8.	Brian Boucher	Philadelphia	2-0	4-16-00	Buffalo	17
2001 (1)	9.	Johan Hedberg	Pittsburgh	3-0	4-26-01	Buffalo	25
2006 (1)	10.	Martin Gerber	Carolina	4-0	5-26-06	Buffalo	22
2007 (1)	11.	Ray Emery	Ottawa	1-0	5-14-07	Ottawa	15

NOTE: Figure in parentheses for goaltender indicates cumulative total against the Sabres in the playoffs.

PLAYOFF CAREER LEADERS

GAMES PLAYED

PLAYER	TOT.
Gilbert Perreault	90
Craig Ramsay	89
Richard Smehlik	83
Bill Hajt	80
Jim Schoenfeld	75
Mike Ramsey	72
Alexei Zhitnik	70
Don Luce	62
Rick Martin	62
Donald Audette	61

GAME-WINNING GOALS

PLAYER	TOT.
Gilbert Perreault	5
Danny Gare	5
Chris Drury	4
Stu Barnes	4
Curtis Brown	4
Rick Martin	4
Craig Ramsay	4
Rene Robert	4
Dixon Ward	4
Seven players tied	*3*

SHUTOUTS

PLAYER	TOT.
Dominik Hasek	6
Bob Sauve	4
Ryan Miller	3
Jacques Cloutier	1
Tom Draper	1
Don Edwards	1
Grant Fuhr	1
Steve Shields	1

GOALS

PLAYER	TOT.
Gilbert Perreault	33
Rick Martin	24
Danny Gare	23
Rene Robert	22
Chris Drury	17
Don Luce	17
Craig Ramsay	17
Donald Audette	15
Thomas Vanek	15
Five players tied	*14*

POWER-PLAY GOALS

PLAYER	TOT.
Rick Martin	12
Gilbert Perreault	10
Stu Barnes	8
Chris Drury	8
Danny Gare	8
Donald Audette	7
Pat LaFontaine	7
Rick Vaive	7
Thomas Vanek	7
Miroslav Satan	6

GOALTENDER WINS

PLAYER	TOT.
Dominik Hasek	37
Ryan Miller	25
Don Edwards	13
Bob Sauve	13
Gerry Desjardins	11
Roger Crozier	5
Steve Shields	4
Three players tied	*3*

POINTS

PLAYER	TOT.
Gilbert Perreault	103
Rick Martin	53
Craig Ramsay	48
Danny Gare	44
Rene Robert	39
Donald Audette	38
Don Luce	36
Dave Andreychuk	35
Miroslav Satan	35
Three players tied	*34*

SHORTHANDED GOALS

PLAYER	TOT.
Dixon Ward	3
Curtis Brown	2
Brian Holzinger	2
Don Luce	2
Wayne Presley	2
Craig Ramsay	2
14 players tied	*1*

GOALTENDER MINUTES

PLAYER	TOT.
Dominik Hasek	4,290
Ryan Miller	2,945
Don Edwards	1,859
Gerry Desjardins	1,383
Bob Sauve	1,268
Tom Barrasso	661
Daren Puppa	592
Steve Shields	570
Roger Crozier	541
Grant Fuhr	474

ASSISTS

PLAYER	TOT.
Gilbert Perreault	70
Craig Ramsay	31
Rick Martin	29
Jason Woolley	27
Dale Hawerchuk	25
Daniel Briere	23
Donald Audette	23
Dave Andreychuk	22
Three players tied	*21*

PENALTY MINUTES

PLAYER	TOT.
Rob Ray	169
Lindy Ruff	164
Mike Ramsey	158
Jim Schoenfeld	151
Danny Gare	147
Mike Foligno	143
Alexei Zhitnik	138
Mike Hartman	104
Larry Playfair	97
Kevin Maguire	86

GOALTENDER GAMES

PLAYER	TOT.
Dominik Hasek	68
Ryan Miller	47
Don Edwards	31
Gerry Desjardins	25
Bob Sauve	23
Tom Barrasso	12
Daren Puppa	11
Steve Shields	10
Roger Crozier	9
Grant Fuhr	8

MOST PLAYOFF POINTS VS SABRES

PLAYER	GP	G	A	PTS
Ray Bourque	39	6	29	35
Rick Middleton	14	10	19	29
Barry Pederson	11	10	13	23
Adam Oates	17	4	18	22
Daniel Alfredsson	21	11	11	22
Rod Brind'Amour	22	11	11	22
Eric Desjardins	43	6	16	22
Mark Recchi	28	9	10	19
Stephane Richer	19	13	6	19
Bryan Trottier	16	3	14	17
Denis Potvin	16	5	12	17
Cam Neely	15	11	6	17
John LeClair	33	8	9	17

INDIVIDUAL PLAYOFF RECORDS

ONE PLAYOFF YEAR

MOST GOALS
10 Gilbert Perreault (1980)

MOST GOALS BY DEFENSEMAN
4 Mike Ramsey (1983)
Jason Woolley (1999)
Alexei Zhitnik (1999)

MOST ASSISTS
12 Daniel Briere (2007)

MOST POINTS
21 Gilbert Perreault (1980)

MOST PENALTY MINUTES
56 Rob Ray (1991)

MOST POWER-PLAY GOALS
5 Rick Martin (1975)
Pat LaFontaine (1992)
Chris Drury (2006)

MOST SHORTHANDED GOALS
2 Dixon Ward (1999)
Curtis Brown (2001)

MOST MINUTES PLAYED BY GOALTENDER
1,217 Dominik Hasek (1999)

LONGEST SHUTOUT SEQUENCE BY GOALTENDER
147:25 Bob Sauve (4-6-83 to 4-9-83 vs. Montreal)

MOST SHOTS ON GOAL
66 Gilbert Perreault (1975)

MOST CONSECUTIVE GOAL-SCORING GAMES
7 Pat LaFontaine (1992)

MOST POINT-SCORING GAMES IN SUCCESSION
8 Dale Hawerchuk (1993)
Donald Audette (1998)

ONE PLAYOFF SERIES

MOST GOALS
8 Pat LaFontaine (1992 vs. Boston)

MOST ASSISTS
7 Gilbert Perreault (1973 vs. Montreal; 1982 vs. Boston, 1983 vs. Boston)
Dale Hawerchuk (1994 vs. New Jersey)
Miroslav Satan (2001 vs. Philadelphia)

MOST POINTS
11 Pat LaFontaine (1992 vs. Boston)

MOST PENALTY MINUTES
56 Rob Ray (1991 vs. Montreal)

MOST POWER-PLAY GOALS
5 Pat LaFontaine (1992 vs. Boston)

MOST SHORTHANDED GOALS
2 Dixon Ward (1999 vs. Toronto)
Curtis Brown (2001 vs. Pittsburgh)

MOST MINUTES PLAYED BY GOALTENDER
484 Dominik Hasek (1994 vs. New Jersey)

MOST SHOTS ON GOAL
38 Rick Martin (1973 vs. Montreal)

ONE PLAYOFF SERIES

MOST GOALS BY OPPOSING PLAYER
7 Guy Lafleur (1975 vs. Montreal)
Barry Pederson (1983 vs. Boston)

MOST ASSISTS BY OPPOSING PLAYER
14 Rick Middleton (1983 vs. Boston)

MOST POINTS BY OPPOSING PLAYER
18 Rick Middleton (1983 vs. Boston)

ONE STANLEY CUP FINAL SERIES

(1975 VS. PHILADELPHIA, 6 GAMES & 1999 VS. DALLAS, 6 GAMES)

MOST GOALS
3 Stu Barnes (1999 vs. Dallas)

MOST ASSISTS
4 Rick Martin (1975 vs. Philadelphia)

MOST POINTS
6 Rick Martin (1975 vs. Philadelphia)

MOST PENALTY MINUTES
18 Alexei Zhitnik (1999 vs. Dallas)

MOST POWER-PLAY GOALS
1 Jerry Korab (1975 vs. Philadelphia)
Rick Martin (1975 vs. Philadelphia)
Michael Peca (1999 vs. Dallas)
Gilbert Perreault (1975 vs. Philadelphia)
Alexei Zhitnik (1999 vs. Dallas)

MOST SHORTHANDED GOALS
0 N/A

MOST MINUTES PLAYED BY GOALTENDER
428 Dominik Hasek (1999 vs. Dallas)

MOST SHOTS ON GOAL
23 Gilbert Perreault (1975 vs. Philadelphia)

MOST GOALS BY OPPOSING PLAYER
3 Brett Hull (1999 vs. Dallas)
Reggie Leach (1975 vs. Philadelphia)
Jere Lehtinen (1999 vs. Dallas)

MOST ASSISTS BY OPPOSING PLAYER
7 Mike Modano (1999 vs. Dallas)

MOST POINTS BY OPPOSING PLAYER
7 Mike Modano (1999 vs. Dallas)

ONE SEMIFINAL/CONFERENCE FINAL SERIES

MOST GOALS
6 Gilbert Perreault (1980 vs. N.Y. Islanders)

MOST ASSISTS
4 Brian Holzinger (1999 vs. Toronto)
Peter McNab (1975 vs. Montreal)
Jason Woolley (1999 vs. Toronto)
Jochen Hecht (2006 vs. Carolina)
Jason Pominville (2007 vs. Ottawa)

MOST POINTS
8 Gilbert Perreault (1980 vs. N.Y. Islanders)

MOST PENALTY MINUTES
24 Larry Carriere (1975 vs. Montreal)

INDIVIDUAL PLAYOFF RECORDS

ONE SEMIFINAL/CONFERENCE FINAL SERIES

MOST POWER-PLAY GOALS
4 Stu Barnes (1999 vs. Toronto)

MOST SHORTHANDED GOALS
2 Dixon Ward (1999 vs. Toronto)

MOST MINUTES PLAYED BY GOALTENDER
379 Dominik Hasek (1998 vs. Washington)

MOST SHOTS ON GOAL
27 Rick Martin (1975 vs. Montreal)

MOST GOALS BY OPPOSING PLAYER
7 Guy Lafleur (1975 vs. Montreal)

MOST ASSISTS BY OPPOSING PLAYER
7 Pete Mahovlich (1975 vs. Montreal)

MOST POINTS BY OPPOSING PLAYER
10 Guy Lafleur (1975 vs. Montreal)
Jacques Lemaire (1975 vs. Montreal)
Pete Mahovlich (1975 vs. Montreal)

ONE QUARTERFINAL SERIES

MOST GOALS
5 Rene Robert (1973 vs. Montreal)

MOST ASSISTS
7 Gilbert Perreault (1973 vs. Montreal; 1983 vs. Boston)

MOST POINTS
10 Gilbert Perreault (1973 vs. Montreal)

MOST PENALTY MINUTES
47 Lindy Ruff (1983 vs. Boston)

MOST POWER-PLAY GOALS
3 Rick Martin (1975 vs. Chicago)

MOST SHORTHANDED GOALS
2 Curtis Brown (2001 vs. Pittsburgh)

MOST MINUTES PLAYED BY GOALTENDER
452 Dominik Hasek (2001 vs. Pittsburgh)

MOST SHOTS ON GOAL
38 Rick Martin (1973 vs. Montreal)

MOST GOALS BY OPPOSING PLAYER
7 Barry Pederson (1983 vs. Boston)

MOST ASSISTS BY OPPOSING PLAYER
14 Rick Middleton (1983 vs. Boston)

MOST POINTS BY OPPOSING PLAYER
18 Rick Middleton (1983 vs. Boston)

ONE FIRST-ROUND SERIES

MOST GOALS
8 Pat LaFontaine (1992 vs. Boston)

MOST ASSISTS
7 Gilbert Perreault (1982 vs. Boston)
Dale Hawerchuk (1994 vs. New Jersey)
Miroslav Satan (2001 vs. Pittsburgh)

MOST POINTS
11 Pat LaFontaine (1992 vs. Boston)

MOST PENALTY MINUTES
56 Rob Ray (1991 vs. Montreal)

MOST POWER-PLAY GOALS
5 Pat LaFontaine (1992 vs. Boston)

ONE FIRST-ROUND SERIES

MOST SHORTHANDED GOALS
1 Craig Ramsay (1976 vs. St. Louis)
Scott Arniel (1989 vs. Boston)
Mike Foligno (1989 vs. Boston)
Christian Ruuttu (1991 vs. Montreal)
Dave Snuggerud (1991 vs. Montreal)
Petr Svoboda (1992 vs. Boston)
Pat LaFontaine (1992 vs. Boston)
Wayne Presley (1993 vs. Boston; 1995 vs. Philadelphia)
Brian Holzinger (1997 vs. Ottawa; 1998 vs. Philadelphia)
Dixon Ward (1997 vs. Philadelphia)
Darryl Shannon (1998 vs. Philadelphia)
Chris Drury (2006 vs. Philadelphia)
Mike Grier (2006 vs. Philadelphia)

MOST MINUTES PLAYED BY GOALTENDER
484 Dominik Hasek (1994 vs. New Jersey)

MOST SHUTOUTS
2 Bob Sauve (1983 vs. Montreal)
Dominik Hasek (1994 vs. New Jersey)
Ryan Miller (2011 vs. Philadelphia)

MOST SHOTS ON GOAL
33 Drew Stafford (2011 vs. Philadelphia)

MOST GOALS BY OPPOSING PLAYER
6 Michel Goulet (1982 vs. Quebec)
Danny Briere (2011 vs. Philadelphia)

MOST ASSISTS BY OPPOSING PLAYER
10 Peter McNab (1982 vs. Boston)
Peter Stastny (1985 of Quebec)

MOST POINTS BY OPPOSING PLAYER
10 Peter McNab (1982 vs. Boston)
Peter Stastny (1985 vs. Quebec)
Denis Savard (1991 vs. Montreal)
Adam Oates (1992 vs. Boston)

ONE GAME ONLY

MOST GOALS
4 John Tucker (4-9-88 vs. Boston)

MOST ASSISTS
4 Gilbert Perreault (4-10-82 vs. Boston; 4-17-80 vs. Chicago)
Dave Andreychuk (4-11-90 at Montreal)

MOST POINTS
5 John Tucker (4-10-88 vs. Boston)
Derek Roy (5-5-06 at Ottawa)

MOST PENALTY MINUTES
32 Kevin Maguire (4-9-88 vs. Boston)

MOST POWER-PLAY GOALS
2 John Tucker (4-9-88 vs. Boston; 4-10-88 vs. Boston)
Randy Burridge (5-11-97 vs. Philadelphia)
Miroslav Satan (4-27-98 vs. Philadelphia)
J-P Dumont (4-24-06 vs. Philadelphia)

MOST SHORTHANDED GOALS
1 (16x) Last: Jason Pominville (5-13-06 vs. Ottawa)

MOST MINUTES PLAYED BY GOALTENDER
125:43 Dominik Hasek (4-27-94 vs. New Jersey)

ONE GAME ONLY

MOST SHOTS ON GOAL

14	Daniel Briere (4-22-06 vs. Philadelphia)

MOST GOALS BY OPPOSING PLAYER

3	Yvon Cournoyer (4-5-73 at Montreal)
	Guy Lafleur (5-1-75 at Montreal)
	Barry Pederson (4-8-82 at Boston)

MOST ASSISTS BY OPPOSING PLAYER

4	Rick Middleton (4-18-83 vs. Boston)
	Andrei Nikolishin (5-28-98 vs. Washington)

MOST POINTS BY OPPOSING PLAYER

6	Rick Middleton (4-18-83 vs. Boston)

TEAM PLAYOFF RECORDS

ONE PLAYOFF YEAR

OVERALL WINS

Most	14	(1999, 21 games)
Fewest	0	(1984, 3 games)

OVERALL LOSSES

MOST	7	(1975, 17 games)
		(1997, 12 games)
		(1999, 21 games)
		(2006, 18 games)
		(2007, 16 games)
Fewest	2	(1979, 3 games)

GOALS FOR

Most	60	(2006, 18 games)
Fewest	5	(1984, 3 games)

GOALS AGAINST

Most	58	(1975, 17 games)
Fewest	9	(1979, 3 games)

MOST SHUTOUTS

For	3	(1980, 14 games)
Against	2	(1975, 17 games)

MOST OVERTIME GAMES

	6	(1993, 8 games)
		(1998, 15 games)
		(2006, 18 games)

LONGEST WINNING STREAK

	8	(4-27-98 to 5-23-98)

LONGEST LOSING STREAK

	4	(4-11-77 to 4-17-77)
		(4-15-76 to 4-22-76)
		(4-6-89 to 4-11-89)
		(5-2-93 to 5-8-93)

MOST POWER-PLAY GOALS

For	17	(1980, 14 games)
Against	16	(2006, 18 games)

MOST SHORTHANDED GOALS

For	5	(2006, 18 games)
Against	3	(1988, 6 games)
		(1980, 14 games)

SHOTS ON GOAL

Most	561	(1999, 21 games)
Fewest	83	(1984, 3 games)

SHOTS ON GOAL AGAINST

Most	657	(1999, 21 games)
Fewest	73	(1984, 3 games)

MOST PENALTY MINUTES

For	349	(1988, 21 games)
Against	308	(1988, 6 games)

ONE PLAYOFF SERIES

MOST GOALS SCORED IN TWO-GAME SERIES

For	11	(1977 vs. Minnesota)
Allowed	3	(1977 vs. Minnesota)

ONE PLAYOFF SERIES

GOALS SCORED IN THREE-GAME SERIES

Most	13	(1981 vs. Vancouver)
Least	5	(1984 vs. Quebec)

GOALS ALLOWED IN THREE-GAME SERIES

Most	13	(1984 vs. Quebec)
Least	2	(1983 vs. Montreal)

GOALS SCORED IN FOUR-GAME SERIES

Most	19	(1993 vs. Boston)
Least	10	(1977 vs. NY Islanders)

GOALS ALLOWED IN FOUR-GAME SERIES

Most	17	(1982 vs. Boston)
Least	6	(1999 vs. Ottawa)

GOALS SCORED IN FIVE-GAME SERIES

Most	22	(1985 vs. Quebec)
Least	8	(2000 vs. Philadelphia)

GOALS ALLOWED IN FIVE-GAME SERIES

Most	24	(1981 vs. Minnesota)
Least	9	(1998 vs. Philadelphia)

Goals Scored in Six-Game Series

Most	24	(1991 vs. Montreal)
		(2006 vs. Philadelphia)
Least	9	(1999 vs. Dallas)

GOALS ALLOWED IN SIX-GAME SERIES

Most	29	(1975 vs. Montreal)
		(1991 vs. Montreal)
Least	13	(1998 vs. Washington)
		(1999 vs. Dallas)
		(2001 vs. Philadelphia)
		(2007 vs. NY Rangers)

GOALS SCORED IN SEVEN-GAME SERIES

Most	24	(1992 vs. Boston)
Least	14	(1994 vs. New Jersey)
		(1997 vs. Ottawa)

GOALS ALLOWED IN SEVEN-GAME SERIES

Most	33	(1983 vs. Boston)
Least	13	(1997 vs. Ottawa)

ONE GAME ONLY

MOST GOALS

For	9	(4-29-92 vs. Boston)
Against	9	(4-20-83 at Boston)
Combined	13	(5-5-06 at Ottawa, 7-6 BUF)

MOST GOALS IN ONE PERIOD

For	5	(4-20-75 vs. Chicago, 3rd per.)
		(4-13-85 vs. Quebec, 3rd per.)
		(4-14-85 vs. Quebec, 3rd per.)
		(4-24-06 vs. Philadelphia, 1st per.)
Against	5	(4-5-73 at Montreal, 2nd per.)
		(4-8-82 at Boston, 2nd per.)
		(4-20-83 at Boston, 1st per.)
Combined	7	(4-13-85 vs. Quebec, 3rd per.)
		(5-11-97 vs. Philadelphia, 2nd. per.)

ONE GAME ONLY

MOST SHORTHANDED GOALS IN GAME

For	2	(Scott Arniel and Mike Foligno, 4-5-89 at Boston) (Darryl Shannon and Brian Holzinger, 4-27-98 vs. Philadelphia)

MOST SHORTHANDED GOALS ON SAME PENALTY

For	2	(Darryl Shannon and Brian Holzinger, 4-27-98 vs. Philadelphia)

GREATEST WINNING MARGIN

	8	(2001 vs. Philadelphia, 8-0)

GREATEST LOSING MARGIN

	9	(1983 at Boston, 9-0)

SHOTS ON GOAL

Most	58	(4-22-06 vs. Philadelphia)
Fewest	12	(6-12-99 vs. Dallas)

SHOTS ON GOAL AGAINST

Most	70	(4-27-94 vs. New Jersey)
Fewest	14	(4-22-75 vs. Chicago)

SHOTS ON GOAL IN ONE PERIOD

Most	22	(4-8-76 vs. St. Louis, 1st per.) (4-15-77 vs. NY Islanders, 1st per.)
Least	2	(4-29-97 vs. Ottawa, 1st per.) (5-12-98 at Montreal, 3rd per.) (6-2-98 at Washington, 2nd per.) (6-15-99 vs. Dallas, 3rd per.) (5-8-01 vs. Pittsburgh, 3rd per.)

SHOTS ON GOAL AGAINST IN ONE PERIOD

Most	24	(4-20-80 at Chicago, 2nd per.)
	24	(4-15-10 vs. Boston, 1st per.)
Least	1	(4-16-80 vs. Chicago, 1st per.) (4-11-82 vs. Boston, 3rd per.) (4-7-83 at Montreal, 1st per.) (4-4-84 vs. Quebec, 1st per.) (5-28-06 at Carolina, 3rd per.) (4-12-07 vs. NY Islanders, 1st per.)

SHOTS ON GOAL BY BOTH TEAMS IN ONE PERIOD

Most	35	(4-9-91 vs. Montreal, 2nd per.)

MOST PENALTY MINUTES

For	121	(4-9-88 vs. Boston)
Against	105	(4-9-88 vs. Boston)
Combined	226	(4-9-88 vs. Boston)

ONE GAME ONLY

FASTEST TWO GOALS BY TEAM

For	:14	(Mike Foligno and Sean McKenna, 4-5-84 vs. Quebec)
Against	:08	(Eric Desjardins and Stephane Richer, 4-9-91 vs. Montreal)
Combined	:05	(Gil Perreault/BUF and Jim Hamilton/PIT, 4-14-79 vs. Pittsburgh)

FASTEST TWO GOALS BY ONE PLAYER

For	:27	(Pierre Turgeon, 4-6-89 at Boston)
Against	:27	(Guy Lafleur, 5-1-75 at Montreal)

FASTEST THREE GOALS BY TEAM

For	1:48	(Randy Wood, Dave Hannan and Bob Corkum, 4-29-92 vs. Boston)
Against	1:19	(Russ Courtnall twice and Mathieu Schneider, 4-3-91 at Montreal)
Combined	:36	(Eric Desjardins/MTL, Stephane Richer/MTL and Benoit Hogue/BUF, 4-9-91 vs. Montreal)

FASTEST THREE GOALS BY ONE PLAYER

For	12:37	(Dave Andreychuk, 4-14-85 vs. Quebec)
Against	13:40	(Barry Pederson, 4-8-82 at Boston)

FASTEST FOUR GOALS

For	5:28	(4-27-98 vs. Philadelphia)
Against	2:52	(4-3-91 at Montreal)
Combined	2:38	(4-9-91 vs. Montreal)

FASTEST FIVE GOALS

For	14:37	(4-20-75 at Chicago)
Against	9:31	(4-3-91 at Montreal)
Combined	6:19	(5-11-97 vs. Philadelphia)

FASTEST GOAL FROM OPENING FACEOFF:

For	:09	(Derek Roy, 5-16-07 at Ottawa)
Against	:14	(Kirk Muller, 5-6-93 vs. Montreal)

SHORTEST OVERTIME GAME

	60:18	(Chris Drury/BUF scored, 5-5-06 at Ottawa)

LONGEST OVERTIME GAME

	125:43	(Dave Hannan/BUF scored, 4-27-94 vs. New Jersey)

TEAM HISTORY

2015-16 **BUFFALO SABRES** MEDIA GUIDE

00

Martin Biron**

1

Andrey Makarov, Jhonas Enroth, John Blue, David Littman, Jacques Cloutier, Don Edwards, Roger Crozier

2

Tim Horton, Jim Watson

3

Mark Pysyk, Jordan Leopold, Michael Funk, James Patrick, Garry Galley, Dean Melanson, Grant Ledyard, Calle Johansson, Jim Hofford, Richie Dunn, Hannu Virta, Bill Stewart, Paul McIntosh, Jocelyn Guevremont, Mike Robitaille, Paul Terbenche, Tracy Pratt

4

Josh Gorges, Jamie McBain, Joe Finley, Steve Montador, Mike Weber, Nolan Pratt, Brad Brown, Rhett Warrener, Mike Wilson, Bob Boughner, Grant Jennings, Alexei Zhitnik, Philippe Boucher, Uwe Krupp, Steve Dykstra, Jim Korn, Jerry Korab, Timo Jutila, Mark Renaud, John Van Boxmeer, Tracy Pratt, Mike McMahon

5

Chad Ruhwedel, Toni Lydman, Jeff Jillson, Andy Delmore, Jason Woolley, Ed Ronan, Craig Muni, Mike Ramsey, John Van Boxmeer, Lee Fogolin, Larry Carriere, Larry Hillman, Doug Barrie

6

Mike Weber, Jaroslav Spacek, Cory Sarich, Bob Boughner, Doug Houda, Keith Carney, Phil Housley, Ron Fischer, Jim Schoenfeld, Al Hamilton

7

Petr Svoboda, Kevin Haller, John Tucker, Mike Donnelly, Dale McCourt, Randy Cunneyworth, Rick Martin, Rene Robert, Cliff Schmautz

8

Cody McCormick, Rory Fitzpatrick, Geoff Sanderson, Darryl Shannon, Doug Bodger, Jim Jackson, Paul Cyr, Richard Hajdu, Don Lever, Dave Fenyves, Bob Mongrain, Real Cloutier, Tony McKegney, Jim Lorentz, Rick Martin, Dick Duff, Butch Deadmarsh, Bill Inglis

9

Steve Ott, Derek Roy, Erik Rasmussen, Vaclav Varada, Viktor Gordiouk, Greg Brown, Scott Arniel, Gilles Hamel, Mike Moller, J.F. Sauve, Rick Dudley, Jacques Richard, Norm Gratton, Rick Martin, Butch Deadmarsh, Danny Lawson, Reggie Fleming

10

Christian Ehrhoff, Mark Parrish, Henrik Tallinder, Brad May, Dale Hawerchuk, Craig Ramsay, Phil Goyette

11

Gilbert Perreault

12

Brian Gionta, Kevin Porter, Mark Mancari, Ales Kotalik, Domenic Pittis, Randy Burridge, Peter Ambroziak, Bob Errey, Peter Ciavaglia, Greg Paslawski, Scott Metcalfe, Rick Vaive, Ken Priestlay, Jody Gage, Sean McKenna, Andre Savard, Gary McAdam, Larry Mickey, Mike Byers, Skip Krake

13

Tim Kennedy, Jiri Novotny, Vyacheslav Kozlov, Yuri Khmylev, Jim Schoenfeld

14

Dave Hannan, Jody Gage, Steve Ludzik, Mikael Andersson, Mike Moller, Alan Haworth, Rene Robert, Norm Gratton, Don Luce, Rod Zaine, Randy Wyrozub

15

Colin Stuart, Dainius Zubrus, Milan Bartovic, Dixon Ward, Sergei Petrenko, Greg Brown, Randy Wood, Lou Franceschetti, Kevin Haller, Doug Smith, Chris Langevin, Adam Creighton, Geordie Robertson, Yvon Lambert, Rob McClanahan, Mike Boland, Gary McAdam, Michel Deziel, Bryan McSheffrey, Gerry Meehan

16

Chris Taylor, Pat LaFontaine, Darrin Shannon, Mike Donnelly, Paul Brydges, Ric Seiling, Derek Smith, Peter McNab, Real Lemieux, Randy Wyrozub, Ron Anderson, Butch Deadmarsh

17

Torrey Mitchell, Linus Omark, Marc-Andre Gragnani, Raffi Torres, Dominic Moore, J.P. Dumont, Randy Cunneyworth, Dixon Ward, Jason Dawe, Brent Hughes, Craig Simpson, Todd Simon, Colin Patterson, Mike Foligno, Gilles Hamel, John Gould, Rick Dudley, Derek Smith, Fred Stanfield, Bob Richer, Floyd Smith

18

Tim Connolly, Miroslav Satan, Michal Grosek, Wayne Presley, Dave Snuggerud, Bob Halkidis, Paul Cyr, Gilles Hamel, Danny Gare, Paul Terbenche, Kevin O'Shea

19

Cody Hodgson, Tim Connolly, Norm Milley, Brian Holzinger, Randy Wood, Tony Tanti, Kevin Maguire, Bob Corkum, Doug Trapp, Bob Halkidis, Jim Wiemer, Sean McKenna, Jeff Eatough, Randy Cunneyworth, Derek Smith, Alex Tidey, Morris Titanic, Fred Stanfield, Steve Atkinson, Francois Lacombe, Brian Perry

20

Zac Dalpe, Henrik Tallinder, Rob Niedermayer, Daniel Paille, Ales Kotalik, Jason Holland, Doug Houda, Bob Sweeney, Dave McLlwain, Mike Hartman, Don Lever, Brent Peterson, Kai Suikkanen, Don Luce, Dick Duff, Brian McDonald

21

Drew Stafford, Radoslav Hecl, Mike Hurlbut, Mark Astley, Scott Thomas, Christian Ruuttu, Richie Dunn, Claude Verret, J.F. Sauve, Dave Schultz, Ron Schock, Brian Spencer, Ron Busniuk, John Gould, Hugh Harris, Terry Ball, Larry Mickey, Larry Keenan, Paul Andrea, Jean-Guy Lagace

22

Johan Larsson, Brad Boyes, Adam Mair, Wayne Primeau, Charlie Huddy, Craig Simpson, Rick Vaive, Lindy Ruff, Jocelyn Guevremont, Peter McNab, Doug Rombough, Ray McKay, Rod Zaine, Don Marshall

23

Sam Reinhart, Ville Leino, Colin Stuart, Chris Drury, Sean McMorrow, Bill Houlder, Randy Hillier, Jiri Sejba, Ray Sheppard, Gates Orlando, Kai Suikkanen, Ron Fischer, Hannu Virta, Sean McKenna, Bob Hess, Randy Cunneyworth, Mike Ramsey, Ken Breitenbach, Larry Carriere, Joe Noris, Eddie Shack, John Gould, Rene Robert, Paul Terbenche

24

Tyson Strachan, Zenon Konopka, Robyn Regehr, Paul Byron, Taylor Pyatt, Paul Kruse, Dane Jackson, Philippe Boucher, Randy Moller, Jay Wells, Mike Donnelly, Steve Smith, Ed Hospodar, Bill Hajt, Gary Bromley, Peter McNab, Randy Wyrozub, John Gould, Ron Busniuk, Chris Evans, Ray McKay, Jean-Guy Talbot, Butch Deadmarsh

25

Mikhail Grigorenko, Mike Grier, Mark Mancari, Vaclav Varada, Rob Conn, Dave Andreychuk, Mal Davis, Jere Gillis, Bob Mongrain, Terry Martin, Craig Ramsay, Hap Myers, Brian Perry

26

Matt Moulson, Thomas Vanek, Eric Boulton, Derek Plante, Keith Carney, Dean Kennedy, Darrin Shannon, Richie Dunn, Bob Logan, Phil Russell, Pat Hughes, Dave Maloney, Steve Patrick, Val James, Ken Breitenbach, Alex Tidey, Derek Smith, Randy Wyrozub, Larry Keenan

27

Matt D'Agostini, Adam Pardy, Shaone Morrisonn, Teppo Numminen, Michael Peca, Brad May, Larry Playfair, Joe Reekie, Wilf Paiement, Joe Kowal, Tim Regan*

28

Zemgus Girgensons, Paul Gaustad, Jason Botterill, Donald Audette, Domenic Pittis, Dale DeGray, Mark Ferner, Jeff Parker, Tom Kurvers, Brian Engblom, Richard Hajdu, Paul Gardner, Bob Sauve, Ron Fischer, Jim Walsh, Gary Bromley, Rocky Farr, Dave Dryden, Terry Ball

29

Jake McCabe, Jason Pominville, Jaroslav Kristek, Bob Corkum, Vladimir Tsyplakov, Jason Holland, Paul Kruse, Darryl Shannon, Dane Jackson, Scott Pearson, Denis Tsygurov, Jeff Parker, Richie Dunn, Mark Ferner, Jeff Parker, Mal Davis, Dave Andreychuk, Jacques Cloutier, Val James, Mike Moller, Don Edwards, Gary Bromley

30

Ryan Miller, Dwayne Roloson, Andrei Trefilov, Markus Ketterer*, Clint Malarchuk, Tom Barrasso, Paul Harrison, Val James, Jari Paavola*, Randy Ireland, Gerry Desjardins, Rocky Farr, Dave Dryden, Joe Daley

31

Matt Hackett, Drew MacIntyre, Jhonas Enroth**, Bob Essensa, Steve Shields, Grant Fuhr, Daren Puppa, Joe Reekie, Dave Fenyves, Jim Weaver*, Al Smith

32

John Scott, Mikael Tellqvist, Rob Ray, Scott Metcalfe, Don McSween, Norm Lacombe, Bob Mongrain, Gary McAdam, Wayne Ramsey

33

Chad Johnson*, Joel Armia, TJ Brennan, Mike Card, Doug Janik, Scott Pearson, Mark Astley, Bob Sweeney, Bill Pye*, Benoit Hogue, Jody Gage, Lee Fogolin, Jim Hofford, Phil Myre

34

Michal Neuvirth, Chris Butler, Mike Weber, Jeff Jillson, Peter Skudra, Jean-Luc Grand-Pierre, Mike Wilson, Gord Donnelly, David Littman, Lou Franceschetti, Darren Eliot, Scott Metcalfe, Kenton Rein*, Jim Korn, Adam Creighton

35

Anders Lindback, Andrey Makarov**, Ryan Vinz*, Jocelyn Thibault, Ty Conklin, Mika Noronen, Robb Stauber, Tom Draper, Darcy Wakaluk, Daren Puppa, Mike Craig*

36

Patrick Kaleta, Matthew Barnaby, Darcy Loewen, Jan Ludvig

37

Matt Ellis, Michael Ryan, Curtis Brown, Barrie Moore, Lou Franceschetti, Bill Houlder, Shawn Anderson

38

Nathan Paetsch, Domenic Pittis, Barrie Moore, Jay McKee, Joel Savage, Adam Creighton

39

Dominik Hasek, Brian Curran, Don McSween, Trent Kaese, Clark Gillies

40

Patrick Lalime, Rumun Ndur, James Black, Mitch Molloy, Larry Playfair, Uwe Krupp

41

Andrej Meszaros, Jaroslav Halak*, Clarke MacArthur, Stu Barnes, Dave Hannan, Ken Sutton, Brian Curran

42

Nathan Gerbe, Richard Smehlik, Mikko Makela, Bob Corkum, Brad Miller, Steve Dykstra

43

Martin Biron, Jason Dawe, Francois Guay

44

Nicolas Deslauriers, Brayden McNabb, Andrej Sekera, Alexei Zhitnik, Doug Macdonald, Brad Miller, Jerry Korab

45

Dmitri Kalinin, Scott Nichol, Donald Audette

46
Dean Sylvester

47
Zach Bogosian, Chris Thorburn, Bill Houlder

48
Daniel Briere, Brad May

49
Jerry D'Amigo, Connor Knapp

50
Nathan Lieuwen, Michael Leighton*

51
Nikita Zadorov, Brian Campbell

52
Alexander Sulzer, Craig Rivet, Dave Andreychuk

53
Mark Pysyk

54
Zack Kassian

55
Rasmus Ristolainen, Jochen Hecht, Denis Hamel, Reed Larson, Joe Reekie

56
Steve Bernier, Ken Priestlay

57
Tyler Myers, Steve Heinze

58
Paul Szczechura, Tim Kennedy

59
Tim Schaller

60
Paul Gaustad

61
Andre Benoit, Nikita Zadorov, Maxim Afinogenov

63
Tyler Ennis

64
David Moravec

65
Brian Flynn, Travis Turnbull, Mark Napier

68
Scott Buhler*

71
Derek Whitmore, Jochen Hecht

72
Luke Adam

74
Jay McKee

76
Andrew Peters, Wayne Primeau

77
Chris Gratton, Pierre Turgeon

78
Corey Tropp

80
Chris Stewart, Geoff Sanderson

81
Brayden McNabb, Miroslav Satan

82
Marcus Foligno

83
Domenic Pittis

84
Philip Varone

88
Cory Conacher

89
Alexander Mogilny

90
Joe Juneau, Clark Gillies

93
Doug Gilmour, Anatoli Semenov

Any player who dressed in at least one Sabres regular-season or playoff game in his career is listed above.

*Twelve players have dressed, but never played a game for Buffalo: #27 - Tim Regan (1973-74); #31 - Jim Weaver (1978-79); #30 - Jari Paavola (1981-82); #35 - Mike Craig (1984-85); #34 - Kenton Rein (1987-88); #33 - Bill Pye (1992-93); #30 - Markus Ketterer (1993-94 & 1994-95); #68 - Scott Buhler (1996-97); #50 - Michael Leighton (2005-06); #35 - Ryan Vinz (2013-14); #41 - Jaroslav Halak (2013-14); #33 Chad Johnson (2014-15).

**Three Sabres goaltenders have worn a number as a backup only and then changed their number before ever seeing any ice time: #00 - Martin Biron (3 times in 1996-97, 1 time in 1997-98); #31 - Jhonas Enroth (3 times in 2008-09); and #35 - Andrey Makarov (2013-14).

SABRES RETIRED NUMBERS

The Buffalo Sabres have retired only seven numbers since the franchise's inception in 1970. The first Sabre to have his number retired was Gilbert Perreault (#11) on Oct. 17, 1990. The combination of center Perreault, left wing Rick Martin and right wing Rene Robert was one of the greatest lines in hockey history and without a doubt the best in Buffalo Sabres history. The three wore the blue and gold together from 1972 to 1979 and were labeled "The French Connection," a name whose familiarity was helped by the 1971 movie of the same name. The trio was honored as Martin (#7) and Robert (#14) joined Perreault in a ceremony to retire the numbers of Buffalo's famed "French Connection" on Nov. 15, 1995. The fourth Sabre to have his number retired was Tim Horton (#2) on Jan. 5, 1996. The Sabres retired two more numbers during the 2005-06 season. Right winger Danny Gare (#18) was honored on Nov. 22, 2005, while Pat LaFontaine's #16 was hoisted to the rafters on March 3, 2006. On Jan. 13, 2015, Dominik Hasek became the seventh player – and first goaltender – to have his number retired by the team.

CENTER 1970-71 to 1986-87

GILBERT PERREAULT

CAREER SABRES TOTALS:

1,191 games played; **512** goals; **814** assists; **1,326** points **Regular Season**

90 games played; **33** goals; **70** assists; **103** points **Playoffs**

Gilbert Perreault can best be described as the "Original Sabre." The NHL Hall of Famer was Buffalo's first ever draft choice and set the standard by which all future Sabres would be measured. Perreault earned the Calder Trophy as the NHL's Rookie of the Year following his inaugural 1970-71 campaign. Even Perreault's uniform number bore the marks of an original Sabre, as it was #11 that came up on the wheel that gave Buffalo the first overall pick in the 1970 draft. Perreault's sportsmanship and outstanding play also helped him capture the Lady Byng Trophy in 1973. One of Perreault's six NHL All-Star games was the 1978 edition in Buffalo when he scored the game-winning goal 3:55 into overtime. He also served as the Sabres' team captain from 1981-82 until his November 1986 retirement. Perreault is a member of the Hockey Hall of Fame, as well as both the Buffalo Sabres and Greater Buffalo Sports Halls of Fame. Perreault is still the team's all-time leader in career (regular season) games played, goals, assists, points and game-winning goals. There was only one number 11 in Buffalo Sabres history and, rightfully so, there will never be another.

Perreault's number 11 was retired on October 17, 1990.

LEFT WING 1971-72 to 1980-81

RICK MARTIN

CAREER SABRES TOTALS:

681 games played; **382** goals; **313** assists; **695** points **Regular Season**

62 games played; **24** goals; **29** assists; **53** points **Playoffs**

Buffalo Sabres fans saw Rick Martin in almost 750 regular season and playoff games between 1971 and 1981. Number 7's career with the Sabres was highlighted by a Stanley Cup Finals appearance in 1974-75. That spring, Martin finished with 52 goals, one of which was the 1,000th in team history. The year prior, on the final night of the 1973-74 campaign, he recorded a hat trick at "The Aud" against St. Louis to become the first player in Sabres' history to record 50 or more goals in one season. Martin even gave the hometown fans a reason to cheer in a game at "The Aud" in which he wasn't wearing a Sabres' uniform. On Jan. 24, 1978, he scored the tying goal in the 31st NHL All-Star Game with just 1:39 left in regulation time to force overtime. That was just one of seven of the League's showcase games he would appear in during his career. He still holds two single-season Sabres records and is tied for another. In addition, Martin remains in the top three in seven of Buffalo's (regular season) career leaders categories. Martin passed away on March 13, 2011, and his life was celebrated in a public memorial service at HSBC Arena on March 24. The team honored his memory by painting the number seven on the ice behind each goal for the remainder of the regular season and playoffs.

Martin's number 7 was retired on November 15, 1995.



RIGHT WING 1971-72 to 1978-79

RENE ROBERT

CAREER SABRES TOTALS:

524 games played; **222** goals; **330** assists; **552** points **Regular Season**

47 games played; **22** goals; **17** assists; **39** points **Playoffs**

With the warm spring air mixing with "The Aud" ice, Rene Robert skated out of the mist and scored the famous "Fog Goal" by beating Flyers' goalie Bernie Parent in overtime of game three of the 1975 Stanley Cup Final. The historic goal might not have taken place if not for the Sabres' persistence in acquiring Robert. His road to Buffalo started with the Sabres claiming him from Toronto, only to lose the winger to Pittsburgh in the Intra-League draft on June 8, 1971. The Sabres were then able to acquire the final component of "The French Connection" in a trade with the Penguins on March 4, 1972. Robert finished the 1974-75 regular season with 100 points, marking the first time in club annals that a player reached the century mark in points in one season. That season, Robert was voted by his teammates as Buffalo's most valuable player. He later recorded another Sabres milestone by scoring the 2,000th goal in club history on Dec. 22, 1977. Robert still ranks as Buffalo's fifth all-time assist leader with 330 in his career with the Sabres. Coincidentally, Robert had also once worn number 7 in the blue and gold. He played in both the 1973 and 1975 NHL All-Star games.

Robert's number 14 was retired on November 15, 1995.

DEFENSE 1972-73 to 1973-74

TIM HORTON

CAREER SABRES TOTALS:

124 games played; **1** goals; **22** assists; **23** points **Regular Season**
6 games played; **0** goals; **1** assists; **1** points **Playoffs**

Tim Horton skated in the Sabres' blue, white and gold for only two seasons, but the solid defenseman certainly made his mark on the team. Horton came to Buffalo in the intra-league draft in June 1972 from Pittsburgh. Following that campaign, proof that he had made an impression on his fourth NHL club (also played for Toronto, N.Y. Rangers and Pittsburgh) came when he was named the recipient of the Memorial Award as the team's most valuable player as voted by his teammates. Horton saw action in 1,446 NHL regular season games plus 126 more in the postseason. Included in his playing days were eight out of nine complete 70-game seasons played between 1958-59 and 1966-67. Horton was a member of four Stanley Cup winning teams with Toronto and appeared in seven NHL All-Star games. Horton became a member of the Hockey Hall of Fame in 1977 and is also a member of the Buffalo Sabres Hall of Fame.

Horton's number 2 was retired on January 5, 1996.



RIGHT WING 1974-75 to 1981-82

DANNY GARE

CAREER SABRES TOTALS:

503 games played; **267** goals; **233** assists; **500** points **Regular Season**
58 games played; **23** goals; **21** assists; **44** points **Playoffs**

Danny Gare played his first game for the Sabres on October 10, 1974 against Boston, and scored just 18 seconds into his first NHL shift. He finished his rookie season with 62 points (31+31) and contributed 13 points (7+6) in the Sabres' run to the 1975 Stanley Cup Finals. Gare followed up his strong rookie campaign with his first of two 50-goal seasons in 1975-76, when he netted 50 goals and 23 assists in 79 games, and chipped in two game-winning goals in the playoffs. That season, Gare recorded three of his 10 career hat tricks as a Sabre. In 1979-80, he scored a career-high 56 goals, including a club-record 11 game-winners. Rick Martin is the only other Sabre to have two 50-goal seasons. With 267 goals as a Sabre, Gare holds the record for goals by a Sabres right wing. He finished his Sabres career with 500 points. Gare's career as a Sabre came to an end on Dec. 2, 1981 when he was traded to the Detroit Red Wings. He spent his final NHL season in Edmonton in 1986-87. The Nelson, B.C. native finished his career with 685 points (354+331), and was inducted into the Sabres Hall of Fame in 1994.

Gare's number 18 was retired on November 22, 2005.

CENTER 1991-92 to 1996-97

PAT LAFONTAINE

CAREER SABRES TOTALS:

268 games played; **158** goals; **227** assists; **385** points **Regular Season**

19 games played; **12** goals; **15** assists; **27** points **Playoffs**

Pat LaFontaine enjoyed an illustrious 15-year career before retiring from the NHL in 1998 as the second highest-scoring American-born player with 468 goals and 1,013 points. He was born in St. Louis, but grew up in the suburbs of Detroit, and is still considered one of the game's best playmakers, fastest skaters, and most humble of superstars. A member of the Hockey Hall of Fame in Toronto, LaFontaine began his career in 1983-84 with the New York Islanders. He had a career year for Buffalo in 1992-93 when he set Sabres records for points (148) and assists (95) in a season. After being sidelined by a serious knee injury for most of the 1993-94 season, he returned as team captain in 1994-95 and was awarded the Bill Masterton Trophy for perseverance and dedication to hockey. LaFontaine was with the Sabres from 1991-1997, finishing with 385 points (158+227) in 268 games. He completed the "Empire State Hat Trick" by playing for all three NHL organizations within New York State when he was traded to the Rangers in 1997. He remained one of the Rangers' leading scorers until injuries forced him to prematurely retire on Aug. 11, 1998.

LaFontaine's number 16 was retired on March 3, 2006.

GOALTENDER 1992-93 to 2000-01

DOMINIK HASEK

CAREER SABRES TOTALS:

491 GP; **234** W; **55** SO; **.926** SV%; **2.04** GAA **Regular Season**

68 GP; **37** W; **6** SO; **.930** SV%; **2.04** GAA **Playoffs**

Originally acquired by the Sabres from the Chicago Blackhawks on Aug. 7, 1992, Dominik Hasek remains one of the most decorated goaltenders in team and league history, appearing in a total of 491 games for the Blue & Gold during a span of nine seasons from 1992-2001. Hasek appeared in a career-high 72 games for the club in the 1997-98 season, setting a team record with 13 shutouts, only to follow that up with a career-best 1.87 goals-against average, .937 save percentage and a Stanley Cup Final berth in 1998-99. While backstopping the Sabres, he became the first goaltender in NHL history to win the Hart Trophy twice (1997 & 1998), while also capturing six Vezina Trophies (1994, 1995, 1997, 1998, 1999 & 2001) as well as the William M. Jennings Trophy (1994 & 2001) and the Lester B. Pearson Award (1997 & 1998) twice each. By the end of his time in Buffalo, Hasek held every meaningful franchise goaltending record and still owns the team's career and single-season records (all from 1998-99) for shutouts (55 career/13 single-season), save percentage (.926/.937) and goals-against average (2.22/1.87).

Hasek's number 39 was retired on January 13, 2015.

BUFFALO SABRES ALUMNI PLAZA

On October 12, 2012, the Buffalo Sabres unveiled the newly named 'Alumni Plaza' outside First Niagara Center, designed to honor all former members of the team. As part of the plaza's transformation, the six concrete columns that support a pedestrian walkway above the plaza were surrounded by bricks and mortar. Every player ever to play a game for the franchise is commemorated with a plaque on those bricks, detailing his first game with the Sabres.

Also unveiled that day was the centerpiece of Alumni Plaza: a cast in bronze statue depicting the French Connection. Comprised of center Gilbert Perreault, left wing Rick Martin and right wing Rene Robert, the French Connection is widely considered to be one of the greatest forward lines in NHL history and remains the most celebrated offensive unit in Buffalo Sabres history. The trio, all of whom were French-Canadian, was dubbed 'The French Connection' – after the 1971 film of the same name – and played together in Buffalo from the team's acquisition of Robert on March 4, 1972 until his departure on October 5, 1979.

Between them, the members of The French Connection played 2,396 games for the Sabres, scoring 1,116 goals and registering 2,573 total points. During their tenure in Buffalo, the three were honored with a combined 15 NHL All-Star Game appearances and seven selections to the First and Second NHL All-Star Teams. All three are members of the Sabres Hall of Fame and have had their numbers officially retired from use by the Sabres. Perreault, the franchise's first ever draft pick, served as the team's captain for five seasons and retired after 17 NHL seasons – all with the Sabres.

Inspiration for the statue came from a photograph taken during a playoff game at Memorial Auditorium on April 27, 1975 which features all three members of The French Connection. The photograph was taken by award-winning photographer Ron Moscati. During the game in which the photograph was taken, all three members of the French Connection scored a goal to lead the Sabres to a playoff win against the Montreal Canadiens.

To design and construct the statue, the Sabres commissioned distinguished American sculptor Jerry McKenna. McKenna is well known for his sports statues, and was named the 2003 'Sports Sculptor of the Year' by the All-American Football Foundation. A specially-designed pedestal, constructed by HHL Architects of Buffalo, features an integrated lighting system and an illuminated informational panel which provides a base for the statue.

BUFFALO SABRES HALL OF FAME

The highest honor bestowed by the Buffalo Sabres is induction into the team's Hall of Fame. The Buffalo Sabres Hall of Fame Committee is composed of: Scotty Bowman, Seymour Knox IV, Kevin Gavagan, Jim Lorentz, Michael Gilbert, John Murphy, Bucky Gleason, Wayne Redshaw, Bill Hajt, Jeff Russo, Ed Kilgore and Floyd Smith.

MEMBER	INDUCTION
Frank Christie	1980
Roger Crozier	1980
George "Punch" Imlach	1980
Tim Horton	1982
Fred T. Hunt	1982
David Forman	1986
Don Luce	1986
Craig Ramsay	1986
Richard Martin	1989
Gilbert Perreault	1989
Rene Robert	1989
Danny Gare	1994
Jim Schoenfeld	1995
Robert O. Swados	1995

MEMBER	INDUCTON
Ted Darling	1996
Seymour H. Knox, III	1996
Northrup R. Knox	1996
Larry Playfair	1998
Jack Gatecliff	1998
Don Edwards	2000
Bill Hajt	2000
Wayne Redshaw	2000
Robert "Rip" Simonick	2000
Jerry Korab	2001
Mike Racicot	2001
Mike Ramsey	2001
Mike Foligno	2004
Dick Johnston	2004

MEMBER	INDUCTON
Pat LaFontaine	2004
Rudy Migay	2004
Robert E. Rich, Jr.	2004
George Strawbridge	2004
Phil Housley	2007
Dave Andreychuk	2008
Milt Ellis	2008
Jim Lorentz	2010
Joe Crozier	2010
Jim Kelley	2011
Alexander Mogilny	2011
Rick Jeanneret	2012
Dale Hawerchuk	2012
Dominik Hasek	2014

HOCKEY HALL OF FAME

There are 13 members of the Hockey Hall of Fame with connections to the Buffalo Sabres. Sabres co-founder Seymour H. Knox, III and former Sabres coaches Scotty Bowman, George "Punch" Imlach and Marcel Pronovost have all been honored with induction into the Hall of Fame. Joining them are former Sabres players Tim Horton, Marcel Pronovost, Gilbert Perreault, Dale Hawerchuk, Clark Gillies, Grant Fuhr, Pat LaFontaine, Dick Duff, Dominik Hasek and Phil Housley. Additionally, long-time team play-by-play broadcaster Ted Darling was honored in 1994 upon receiving the Foster Hewitt Memorial Award for excellence in broadcasting, an award that his successor, Rick Jeanneret, received in 2012. Harry Neale, who joined Jeanneret in the Sabres' broadcast booth in 2007 after more than 20 years as a color analyst on Hockey Night in Canada, received the award the following year. In addition, four members of the newspaper industry in Western New York have received the Elmer Ferguson Memorial Award: Charlie Barton, Dick Johnston, Jack Gatecliff and Jim Kelley.

PLAYER CATEGORY

MEMBER	INDUCTION
Tim Horton	1977
Marcel Pronovost	1978
Gilbert Perreault	1990
Dale Hawerchuk	2001
Clark Gillies	2002
Grant Fuhr	2003
Pat LaFontaine	2003
Dick Duff	2006
Dominik Hasek	2014
Phil Housley	2015

FOSTER HEWITT MEMORIAL AWARD

Members of Radio & Television Industry

MEMBER	YEAR HONORED
Ted Darling	1994
Rick Jeanneret	2012
Harry Neale	2013

BUILDERS CATEGORY

MEMBER	INDUCTION
George "Punch" Imlach	1984
Scotty Bowman	1991
Seymour H. Knox, III	1993

ELMER FERGUSON MEMORIAL AWARD

Members of Newspaper Industry

MEMBER	YEAR HONORED
Charlie Barton, Buffalo-Courier Express	1985
Dick Johnston, Buffalo News	1986
Jack Gatecliff, St. Catharines Standard	1995
Jim Kelley, Buffalo News	2004

NHL ALL-STAR GAME HISTORY

The Buffalo Sabres hosted the 31st NHL All-Star Game on Jan. 24, 1978 at Buffalo Memorial Auditorium. Sabres forwards Gilbert Perreault and Rick Martin each represented the Wales Conference in the game. Martin scored a goal with 1:39 remaining in the third period to tie the game, sending the All-Star Game to overtime for the first time in its 31-year history. Perreault broke the tie at 3:55 of overtime to give the Wales Conference a 3-2 victory.

PLAYER APPEARANCES

APPEARANCES/PLAYER		YEARS
7	**Rick Martin**	(1972, 1973, 1974, 1975, 1976, 1977*, 1978)
6	**Gilbert Perreault**	(1971, 1972, 1977, 1978, 1980, 1984)
5	**Dominik Hasek**	(1996, 1997, 1998, 1999, 2001)
4	**Mike Ramsey**	(1982, 1983, 1985, 1986)
3	**Phil Housley**	(1984, 1989, 1990)
3	**Alexander Mogilny**	(1992, 1993, 1994)
2	**Brian Campbell**	(2007, 2008)
2	**Don Edwards**	(1980, 1982)
2	**Danny Gare**	(1980, 1981)
2	**Jerry Korab**	(1975, 1976)
2	**Rene Robert**	(1973, 1975)
2	**Miroslav Satan**	(2000, 2003)
2	**Jim Schoenfeld**	(1977, 1980)
2	**Alexei Zhitnik**	(1999, 2002)
1	**Dave Andreychuk**	(1990)
1	**Tom Barrasso**	(1985)
1	**Daniel Briere**	(2007*)
1	**Gerry Desjardins**	(1977)
1	**Dave Dryden**	(1974)
1	**Zemgus Girgensons**	(2015)
1	**Uwe Krupp**	(1991)
1	**Pat LaFontaine**	(1993)
1	**Don Luce**	(1975)
1	**Ryan Miller**	(2007)
1	**Jason Pominville**	(2012)
1	**Daren Puppa**	(1990)
1	**Craig Ramsay**	(1976)
1	**Christian Ruuttu**	(1988)
1	**Pierre Turgeon**	(1990)
1	**Thomas Vanek**	(2009)

** - Named MVP of All-Star Game.*

COACH APPEARANCES

APPEARANCES/COACH		YEARS
2	**Scotty Bowman**	(1980, 1981)
2	**Lindy Ruff**	(1999, 2007)
1	**Floyd Smith**	(1976)

NHL ALL-STAR GAME HISTORY NOTES

Note: Dominik Hasek was selected to the Eastern Conference All-Stars roster in 1995, but the game was cancelled due to the lockout.

Note: Bill Hajt (1981, 1985) and John Van Boxmeer (1982) were also selected to appear in the NHL All-Star Game, but did not participate due to injury. Gilbert Perreault withdrew from the 1974 All-Star Game due to injury.

Note: Gilbert Perreault and Jim Schoenfeld were both selected to the NHL All-Stars roster for the 1979 Challenge Cup. Perreault recorded two points (1+1) in the three-game series. Schoenfeld did not participate due to injury.

Note: Mike Ramsey was selected to the NHL All-Stars roster for Rendez-vous '87, playing in both games in the two-game series.

NHL ALL-STAR GAME HISTORY

NHL ALL-STAR GAME STATISTICS — SKATERS

SKATER	GP	G	A	P
Rick Martin	7	4	3	7
Daniel Briere	1	1	4	5
Alexander Mogilny	3	2	2	4
Brain Campbell	2	1	2	3
Gilbert Perreault	6	1	2	3
Pierre Turgeon	1	2	0	2
Dave Andreychuk	1	1	1	2
Jason Pominville	1	1	1	2
Rene Robert	2	1	1	2
Phil Housley	3	0	2	2
Pat LaFontaine	1	1	0	1
Don Luce	1	1	0	1

SKATER	GP	G	A	P
Miroslav Satan	2	1	0	1
Alexei Zhitnik	2	0	1	1
Uwe Krupp	1	0	0	0
Zemgus Girgensons	1	0	0	0
Craig Ramsay	1	0	0	0
Christian Ruuttu	1	0	0	0
Thomas Vanek	1	0	0	0
Danny Gare	2	0	0	0
Jerry Korab	2	0	0	0
Jim Schoenfeld	2	0	0	0
Mike Ramsey	4	0	0	0

NHL ALL-STAR GAME STATISTICS — GOALTENDERS

GOALTENDER	GP	GA	MIN	GAA
Don Edwards	2	2	59:04	2.03
Tom Barrasso	1	2	30:49	3.89
Gerry Desjardins	1	2	28:33	4.20
Dominik Hasek	5	12	100:00	7.20

GOALTENDER	GP	GA	MIN	GAA
Daren Puppa	1	4	30:46	7.80
Ryan Miller	1	3	20:00	9.00
Dave Dryden	1	5	29:37	10.13

NHL ALL-STAR TEAMS

FIRST TEAM

PLAYERS	POSITION	YEAR
Rick Martin	LW	1973-74
Rick Martin	LW	1974-75
Tom Barrasso	G	1983-84
Dominik Hasek	G	1993-94
Dominik Hasek	G	1994-95
Dominik Hasek	G	1996-97
Dominik Hasek	G	1997-98
Dominik Hasek	G	1998-99
Ryan Miller	G	2009-10

SECOND TEAM

PLAYERS	POSITION	YEAR
Rene Robert	RW	1974-75
Gilbert Perreault	C	1975-76
Rick Martin	LW	1975-76
Gilbert Perreault	C	1976-77
Rick Martin	LW	1976-77
Don Edwards	G	1977-78
Danny Gare	RW	1979-80
Jim Schoenfeld	D	1979-80
Don Edwards	G	1979-80
Tom Barrasso	G	1984-85
Daren Puppa	G	1989-90
Pat LaFontaine	C	1992-93
Alexander Mogilny	RW	1992-93
Thomas Vanek	LW	2006-07

NHL ALL-ROOKIE TEAM

PLAYER	POSITION	YEAR
Phil Housley	D	1982-83
Tom Barrasso	G	1983-84
Ray Sheppard	RW	1987-88
Calle Johansson	D	1987-88
Tyler Myers	D	2009-10
Jhonas Enroth	G	2011-12

BUFFALO SABRES FIRSTS

REGULAR SEASON

FIRST PLAYERS ON THE ICE: Roger Crozier, Paul Terbenche, Tracy Pratt, Ron Anderson, Hap Myers and Bill Inglis
FIRST GOAL: Jim Watson, Oct. 10, 1970 at Pittsburgh (5:01, second period)
FIRST ASSIST: Gerry Meehan, Oct. 10, 1970 at Pittsburgh on Jim Watson's goal
FIRST PENALTY: Gerry Meehan, Oct. 10, 1970 at Pittsburgh (holding, 7:54, first period)
FIRST GOAL BY OPPONENT: Wally Boyer of Pittsburgh, Oct. 10, 1970 (8:09, second period)
FIRST ASSIST BY OPPONENT: Duane Rupp of Pittsburgh, Oct. 10, 1970, on Boyer's goal
FIRST PENALTY BY OPPONENT: Duane Rupp of Pittsburgh, Oct. 10, 1970 (hooking, 1:41, first period)
FIRST POWER PLAY GOAL: Gil Perreault, Oct. 10, 1970, at Pittsburgh (11:26, third period)
FIRST POWER PLAY GOAL BY OPPONENT: Dave Balon of N.Y. Rangers, Oct. 14, 1970 at New York (15:52, third period)
FIRST SHORTHANDED GOAL: Ron Anderson, October 23, 1970 vs. Detroit (13:40, third period)
FIRST MAJOR PENALTY: Brian McDonald, Oct. 10, 1970, at Pittsburgh (fighting, 8:01, third period)
FIRST MAJOR PENALTY BY OPPONENT: Bryan Hextall of Pittsburgh, Oct. 10, 1970 (fighting, 8:01, third period)
FIRST WIN: Oct. 10, 1970 (2-1 at Pittsburgh)
FIRST TIE: Oct. 18, 1970 (1-1 vs. Pittsburgh)
FIRST LOSS: Oct. 14, 1970 (3-0 at N.Y. Rangers)
FIRST SHUTOUT: Dec. 6, 1970 by Roger Crozier vs. Minnesota (1-0)
FIRST SHUTOUT BY OPPONENT: Oct. 14, 1970 by Ed Giacomin at N.Y. Rangers (3-0)
FIRST GOAL AT HOME: Oct. 18, 1970 by Gerry Meehan vs. Pittsburgh (5:48, second period)
FIRST HAT TRICK: Jan. 29, 1971 by Gil Perreault vs. California
FIRST HAT TRICK BY OPPONENT: Dec. 22, 1970 by Dave Balon of N.Y. Rangers
FIRST TWO-GOAL GAME: Oct. 27, 1970 by Randy Wyrozub vs. Vancouver
FIRST MULTIPLE-POINT GAME: Oct. 10, 1970 by Gerry Meehan vs. Pittsburgh (two assists)

PLAYOFFS

FIRST GAME: April 4, 1973 at Montreal (lost 2-1)
FIRST GOAL: Craig Ramsay, April 4, 1973 at Montreal (3:13, second period)
FIRST ASSIST: Don Luce, April 4, 1973 at Montreal on Ramsay's goal
FIRST PENALTY: Larry Hillman, April 4, 1973 at Montreal (6:21, first period)
FIRST MAJOR PENALTY: Larry Mickey, April 5, 1973 at Montreal (17:19, first period)
FIRST POWER PLAY GOAL: Rick Martin, April 5, 1973 at Montreal (16:48, first period)
FIRST SHORTHANDED GOAL: Don Luce, May 3, 1975 at Montreal (6:42, first period)
FIRST GAME-WINNING GOAL: Gil Perreault, April 8, 1973 vs. Montreal (5-1)
FIRST GOAL BY OPPONENT: Jacques Lemaire of Montreal, April 4, 1973 (17:01, second period)
FIRST HAT TRICK: Jim Lorentz, April 9, 1977 at Minnesota
FIRST HAT TRICK BY OPPONENT: Yvon Cournoyer of Montreal, April 5, 1973 at Montreal
FIRST WIN: April 8, 1973 vs. Montreal (5-1)
FIRST SHUTOUT: April 9, 1980 vs. Vancouver (6-0, Bob Sauve)
FIRST TIME SHUT OUT: May 1, 1975 by Montreal (7-0, Ken Dryden)
FIRST SERIES WIN: 4 games to 1 vs. Chicago (April 1975)
FIRST SERIES SWEEP: 2 games to 0 vs. Minnesota (April 1977)

ALL-TIME COACHES & CAPTAINS

ALL-TIME SABRES CAPTAINS

PLAYERS	YEARS
Floyd Smith	(1970-71)
Gerry Meehan	(1971-72 – 1973-74)
Jim Schoenfeld	(1974-75 – 1976-77)
Danny Gare	(1977-78 – 1980-81)
Gilbert Perreault	(1981-82–1985-86)
Lindy Ruff	(1986-87 – 1988-89)
Mike Foligno	(1989-90)
Mike Ramsey	(1991-92)
Pat LaFontaine	(1992-93 – 1996-97)
Alexander Mogilny*	(Nov. 1993 – Apr. 1994)
Michael Peca	(1997-98 – 1999-00)
Stu Barnes	(2001-02 – 2002-03)
Miroslav Satan	(Oct. 2003)
James Patrick	(Dec. 2003)
J.P. Dumont	(Jan. 2004)
Daniel Briere	(Feb. 2004; 2005-06 – 2006-07)
Chris Drury	(Nov. 2003; Mar. 2004; 2005-06 – 2006-07)
Toni Lydman	(Nov. 2007)
Brian Campbell	(Dec. 2007)
Jaroslav Spacek	(Jan. 2008)
Jochen Hecht	(Oct. 2007; Feb. 2008)
Craig Rivet	(2008-09 – Feb. 2011)
Jason Pominville	(Mar. 2008 – Apr. 2008; 2011-12 – Apr. 2013)
Thomas Vanek**	(Oct. 2013)
Steve Ott**	(Oct. 2013 – Feb. 2014)
Brian Gionta	(2014-15 - Present)

** - Due to season-ending injury to LaFontaine.*

*** - Vanek and Ott served as co-captains until Vanek was traded to the New York Islanders on Oct. 27, 2013. Vanek was the captain for home games and Ott served as captain for road games. After the trade, Ott served as the team's full-time captain until he was traded to the St. Louis Blues on Feb. 28, 2014. The team finished the season without naming a replacement captain.*

ALL-TIME SABRES COACHES

		REGULAR SEASON					PLAYOFFS			
NAME	YEARS	GAMES	W	L	T/OTL	PCT.	G	W	L	PCT.
Punch Imlach	(Oct. 1970 – Jan. 1972)	119	32	62	25	.374	0	0	0	0
Joe Crozier	(Jan. 1972 – May 1974)	192	77	80	35	.492	6	2	4	.333
Floyd Smith	(May 1974 – May 1977)	241	143	62	36	.668	32	16	16	.500
Marcel Pronovost	(Oct. 1977 – Dec. 1978)	104	52	29	23	.611	8	3	5	.375
Billy Inglis	(Dec. 1978 – June 1979)	56	28	18	10	.589	3	1	2	.333
Roger Neilson	(Oct. 1980 – May 1981)	80	39	20	21	.619	8	4	4	.500
Jim Roberts	(Dec. 1981 – Mar. 1982)	45	21	16	8	.556	0	0	0	0
Jim Schoenfeld	(June 1985 – Jan. 1986)	43	19	19	5	.500	0	0	0	0
Scotty Bowman	(June 1979 – May 1980, Oct. 1981 – Dec. 1981, Mar. 1982 – May 1985, Jan. 1986 – Nov. 1986)	404	210	134	60	.594	36	18	18	.500
Craig Ramsay	(Nov. 1986 – Dec. 1986)	21	4	15	2	.238	0	0	0	0
Ted Sator	(Dec. 1986 – Apr. 1989)	207	96	89	22	.517	11	3	8	.273
Rick Dudley	(Oct. 1989 – Dec. 1991)	188	85	72	31	.535	12	4	8	.333
John Muckler	(Dec. 1991 – June 1995)	268	125	109	34	.530	27	11	16	.407
Lindy Ruff	(July 1997 – Feb. 2013)	1,165	571	432	162	.560	101	57	44	.564
Ron Rolston	(Feb. 2013 – Nov. 2013)	51	19	26	6	.431	0	0	0	0
Ted Nolan	(July 1995 – May 1997, Nov. 2013 – Apr. 2015)	308	113	159	36	.425	12	5	7	.417
Dan Bylsma	(May 2015 - Present)	0	0	0	0	0	0	0	0	0
TOTALS		3,492	1,634	1,342	516	.542	256	124	132	.484

ALL-TIME SABRES ASSISTANT COACHES

ASSISTANT COACH	YEARS
Roger Neilson	1979-80
Jim Roberts	1979-80 – 1983-84
Ron Smith	1980-81
Nick Polano	1981-82
Red Berenson	1982-83 – 1983-84
Joe Crozier	1984-85
Craig Ramsay	1984-85 – 1986-87
Barry Smith	1985-86 – 1988-89
John Van Boxmeer	1990-91 – 1991-92
John Tortorella	1989-90 – 1994-95
Terry Martin	1995-96
Paul Theriault	1996-97
Mike Ramsey	1997-98 – 1999-00
Don Lever	1987-88 – 1989-90
	1992-93 – 2001-02

ASSISTANT COACH	YEARS
Scott Arniel	2002-03 – 2005-06
Brian McCutcheon	2000-01 – 2010-11
James Patrick	2006-07 – 2012-13
Kevyn Adams	2011-12 – 2012-13
Teppo Numminen	2011-12 – 2013-14
Joe Sacco	2013-14
Jerry Forton	2013-14
Bryan Trottier	2014-15
Tom Coolen	2014-15
Danny Flynn	2014-15
Terry Murray	2015-16
Dave Barr	2015-16
Dan Lambert	2015-16

NHL AWARDS WON BY SABRES

NHL AWARDS	AWARD WINNERS	YEAR(S)
Presidents' Trophy	**Buffalo Sabres**	(2006-07)
Hart Memorial Trophy	**Dominik Hasek**	(1997, 1998)
Art Ross Trophy	**None**	
Calder Memorial Trophy	**Gilbert Perreault**	(1971)
	Tom Barrasso	(1984)
	Tyler Myers	(2010)
James Norris Memorial Trophy	**None**	
Vezina Trophy	**Bob Sauve & Don Edwards**	(1980)
	Tom Barrasso	(1984)
	Dominik Hasek	(1994, 1995, 1997, 1998, 1999, 2001)
	Ryan Miller	(2010)
Conn Smythe Trophy	**None**	
Lady Byng Memorial Trophy	**Gilbert Perreault**	(1973)
Frank J. Selke Trophy	**Craig Ramsay**	(1985)
	Michael Peca	(1997)
William M. Jennings Trophy	**Tom Barrasso & Bob Sauve**	(1985)
	Dominik Hasek & Grant Fuhr	(1994)
	Dominik Hasek	(2001)
Lester B. Pearson Award	**Dominik Hasek**	(1997, 1998)
Jack Adams Award	**Ted Nolan**	(1997)
	Lindy Ruff	(2006)
Bill Masterton Memorial Trophy	**Don Luce**	(1975)
	Pat LaFontaine	(1995)
Lester Patrick Trophy	**1980 U.S. Olympic Hockey Team**	(Mike Ramsey & Rob McClanahan, 1980)
	Seymour H. Knox III & Pat LaFontaine	(1997)
King Clancy Memorial Trophy	**Rob Ray**	(1999)
NHL Foundation Award	**Rob Ray**	(1999)
	Ryan Miller	(2010)

NHL AWARDS WON BY YEAR

1970-71	Calder Trophy: **Gilbert Perreault** East Division All-Star: **Gilbert Perreault**
1971-72	East Division All-Star: **Rick Martin**, **Gilbert Perreault**
1972-73	Lady Byng Trophy: **Gilbert Perreault** East Division All-Star: **Rick Martin, Rene Robert**
1973-74	NHL First-Team All-Star: **Rick Martin (LW)** East Division All-Star: **Rick Martin, Dave Dryden, Gilbert Perreault**
1974-75	Bill Masterton Trophy: **Don Luce** NHL First-Team All-Star: **Rick Martin (LW)** NHL Second-Team All-Star: **Rene Robert (RW)** Wales Conference All-Star: **Rick Martin, Rene Robert, Jerry Korab, Don Luce**
1975-76	NHL Second-Team All-Star: **Gilbert Perreault (C), Rick Martin (LW)** Wales Conference All-Star: **Floyd Smith (Head Coach), Rick Martin, Jerry Korab, Craig Ramsay**
1976-77	Inducted into Hockey Hall of Fame: **Tim Horton** Charlie Conacher Memorial Trophy: **Jim Lorentz** NHL Second-Team All-Star: **Gilbert Perreault (C), Rick Martin (LW)** Wales Conference All-Star: **Gerry Desjardins, Gilbert Perreault, Rick Martin, Jim Schoenfeld** All-Star Game MVP: **Rick Martin (2 goals)**
1977-78	Inducted into Hockey Hall of Fame: **Marcel Pronovost** NHL Second-Team All-Star: **Don Edwards (G)** Wales Conference All-Star: **Gilbert Perreault, Rick Martin**
1978-79	NHL All-Star (Challenge Cup): **Gilbert Perreault, Jim Schoenfeld**
1979-80	Vezina Trophy: **Don Edwards & Bob Sauve** NHL Second-Team All-Star: **Danny Gare, (RW), Jim Schoenfeld (D), Don Edwards (G)** Wales Conference All-Star: **Gilbert Perreault, Danny Gare, Jim Schoenfeld, Don Edwards**
1980-81	Wales Conference All-Star: **Scotty Bowman (Head Coach), Danny Gare, Bill Hajt**
1981-82	Wales Conference All-Star Game: **Mike Ramsey, John Van Boxmeer**
1982-83	NHL All-Rookie Team: **Phil Housley (D)** Wales Conference All-Star: **Mike Ramsey**
1983-84	Inducted into Hockey Hall of Fame: **Punch Imlach** Vezina Trophy: **Tom Barrasso** Calder Trophy: **Tom Barrasso** NHL First-Team All-Star: **Tom Barrasso (G)** NHL All-Rookie Team: **Tom Barrasso (G)** Wales Conference All-Star: **Gilbert Perreault, Phil Housley**
1984-85	Selke Trophy: **Craig Ramsay** William M. Jennings Trophy: **Tom Barrasso & Bob Sauve** NHL Second-Team All-Star: **Tom Barrasso (G)** Wales Conference All-Star: **Tom Barrasso, Bill Hajt, Mike Ramsey**

NHL AWARDS WON BY YEAR

1985-86	Wales Conference All-Star: **Mike Ramsey**
1986-87	NHL All-Star (Rendez-vous '87): **Mike Ramsey**
1987-88	NHL All-Rookie Team: **Ray Sheppard (RW), Calle Johansson (D)** Wales Conference All-Star: **Christian Ruuttu** NHL Player of the Month: **Tom Barrasso (January 1988)** NHL Rookie of the Month: **Ray Sheppard (February 1988)**
1988-89	Wales Conference All-Star: **Phil Housley**
1989-90	Inducted into Hockey Hall of Fame: **Gilbert Perreault** NHL Second-Team All-Star: **Daren Puppa (G)** Wales Conference All-Star: **Pierre Turgeon, Dave Andreychuk, Daren Puppa, Phil Housley**
1990-91	Inducted into Hockey Hall of Fame: **Scotty Bowman** Wales Conference All-Star: **Uwe Krupp**
1991-92	Wales Conference All-Star: **Alexander Mogilny** NHL Co-Player of the Month: **Pat LaFontaine (January 1992)**
1992-93	Inducted into Hockey Hall of Fame: **Seymour H. Knox III** NHL Second-Team All-Star: **Pat LaFontaine (C), Alexander Mogilny (RW)** Wales Conference All-Star: **Alexander Mogilny, Pat LaFontaine** NHL Co-Player of the Month: **Alexander Mogilny (January 1993)**
1993-94	William M. Jennings Trophy: **Dominik Hasek & Grant Fuhr** Vezina Trophy: **Dominik Hasek** NHL First-Team All-Star: **Dominik Hasek (G)** Eastern Conference All-Star: **Alexander Mogilny** NHL Co-Player of the Month: **Dominik Hasek (December 1993)**
1994-95	Bill Masterton Trophy: **Pat LaFontaine** Vezina Trophy: **Dominik Hasek** NHL First-Team All-Star: **Dominik Hasek (G)** Eastern Conference All-Star: **Dominik Hasek**
1995-96	Eastern Conference All-Star: **Dominik Hasek**
1996-97	Jack Adams Award: **Ted Nolan** Hart Trophy: **Dominik Hasek** Lester B. Pearson Award: **Dominik Hasek** Vezina Trophy: **Dominik Hasek** Selke Trophy: **Michael Peca** Lester Patrick Trophy: **Seymour H. Knox III & Pat LaFontaine** NHL First-Team All-Star: **Dominik Hasek (G)** Eastern Conference All-Star: **Dominik Hasek**

NHL AWARDS WON BY YEAR

1997-98	Hart Trophy: **Dominik Hasek** Lester B. Pearson Award: **Dominik Hasek** Vezina Trophy: **Dominik Hasek** NHL First-Team All-Star: **Dominik Hasek (G)** World Team All-Star: **Dominik Hasek (Starting Goaltender)** NHL Player of the Month: **Dominik Hasek (December 1997 & February 1998)** NHL Player of the Week: **Dominik Hasek (Dec. 1-7, 1997)**
1998-99	Vezina Trophy: **Dominik Hasek** King Clancy Trophy: **Rob Ray** NHL First-Team All-Star: **Dominik Hasek (G)** North America Team All-Star: **Lindy Ruff (Head Coach)** World Team All-Star: **Dominik Hasek (Starting Goaltender, Leading Vote-getter), Alexei Zhitnik** NHL Player of the Month: **Dominik Hasek (December, 1998)** NHL Player of the Week: **Dominik Hasek (Nov. 30-Dec. 6, 1998; Dec. 7-13, 1998; Apr. 5-11, 1999), Miroslav Satan (Feb. 15-21, 1999; Mar. 15-21, 1999)**
1999-00	World Team All-Star: **Miroslav Satan** NHL Player of the Week: **Martin Biron (Nov. 1-7, 1999), Dominik Hasek (Apr. 3-9, 2000)**
2000-01	Vezina Trophy: **Dominik Hasek** William M. Jennings Trophy: **Dominik Hasek** World Team All-Star: **Dominik Hasek**
2001-02	World Team All-Star: **Alexei Zhitnik** Selected to Future Stars Game at All-Star Game: **Tim Connolly**
2002-03	Eastern Conference All-Star: **Miroslav Satan** Selected to Future Stars Game at All-Star Game: **Ryan Miller, Taylor Pyatt, Henrik Tallinder** NHL Player of the Week: **Miroslav Satan (Dec. 1-7, 2002)** NHL Rookie of the Month: **Ales Kotalik (January 2003)**
2003-04	Selected to Future Stars Game at All-Star Game: **Derek Roy** NHL Defensive Player of the Week: **Martin Biron (Oct. 20-26, 2003)**
2005-06	Jack Adams Award: **Lindy Ruff** NHL Defensive Player of the Week: **Ryan Miller (Dec. 19-25, 2005; Jan. 31-Feb 5, 2006)**
2006-07	NHL Second-Team All-Star: **Thomas Vanek (LW)** Voted in as Eastern Conference All-Star Game starter: **Ryan Miller (G), Daniel Briere (F), Brian Campbell (D)** Eastern Conference All-Star: **Lindy Ruff (Head Coach)** All-Star Game MVP: **Daniel Briere (1 goal, 4 assists)** First Star of the Month: **Ryan Miller (October 2006)** Rookie of the Month: **Drew Stafford (March 2007)** First Star of the Week: **Maxim Afinogenov (Oct. 16-22, 2006)**
2007-08	Eastern Conference All-Star: **Brian Campbell**
2008-09	Eastern Conference All-Star: **Thomas Vanek** Third Star of the Month: **Ryan Miller (January 2009)** First Star of the Week: **Thomas Vanek (Oct. 13-19, 2008)** Third Star of the Week: **Thomas Vanek (Dec. 8-14, 2008)**

NHL AWARDS WON BY YEAR

2009-10	Vezina Trophy: **Ryan Miller** Calder Trophy: **Tyler Myers** NHL Foundation Award: **Ryan Miller** NHL First-Team All-Star: **Ryan Miller (G)** NHL All-Rookie Team: **Tyler Myers (D)** NHL Rookie of the Month: **Tyler Myers (January 2010)**
2010-11	Rookie All-Star Selection: **Tyler Ennis** First Star of the Week: **Ryan Miller (Mar. 21-27, 2011), Thomas Vanek (Apr. 4-10, 2011)** Second Star of the Week: **Ryan Miller (Nov. 29-Dec. 5, 2010), Drew Stafford (Feb. 7-13, 2011), Andrej Sekera (Feb. 28-Mar. 6, 2011)** Third Star of the Week: **Jhonas Enroth (Mar. 28-Apr. 3, 2011)**
2011-12	NHL All-Rookie Team: **Jhonas Enroth (G)** NHL All-Star: **Jason Pominville** Rookie All-Star Selection: **Luke Adam** Third Star of the Month: **Ryan Miller (March 2012)** NHL Rookie of the Month: **Marcus Foligno (March 2012)** First Star of the Week: **Ryan Miller (Feb. 27-Mar. 4, 2012)** Second Star of the Week: **Ryan Miller (Mar. 19-25, 2012)**
2012-13	Third Star of the Month: **Thomas Vanek (January 2013)** First Star of the Week: **Thomas Vanek (Jan. 28-Feb. 3, 2013)**
2013-14	Second Star of the Week: **Ryan Miller (Dec 23-29, 2013)**
2014-15	NHL All-Star: **Zemgus Girgensons (Leading Vote-getter)** First Star of the Week: **Tyler Ennis (Dec. 8-14)**

BUFFALO SABRES EST 1970

The NHL officially came to Buffalo on Dec. 2, 1969, when the league awarded Seymour and Northrup Knox the franchise that would soon be named "Sabres." The brothers wasted little time in hiring George "Punch" Imlach, formerly of the Toronto Maple Leafs, as the team's first Head Coach and General Manager. In June 1970, the Sabres were awarded the first pick in the NHL Entry Draft, and Imlach selected highly-touted center Gilbert Perreault from the Montreal Jr. Canadiens. Perreault lived up to the advance billing, scoring 38 goals his rookie season en route to winning the Calder Trophy as the NHL's Rookie of the Year.

Another Junior Canadien, left winger Rick Martin, joined Perreault on the team's front line as the Sabres' top pick in 1971. That dominating duo turned into a trio when Rene Robert was acquired from the Pittsburgh Penguins near the end of the 1971-72 season. The line of Martin-Perreault-Robert would be dubbed "The French Connection" and would become one of the most dominating scoring lines of the 1970s.

By 1974-75, the young team was maturing and finished the season with a 49-16-15 record - still the best-ever season numbers in franchise history. Buffalo defeated Chicago in the first round of the playoffs and followed that with a second-round victory over Montreal to earn its first-ever berth in the Stanley Cup Finals vs. Philadelphia. While the Flyers defeated the Sabres in six games, the loss did not blemish the accomplishment of a team which had only been in the league for five years.

The Sabres had an opportunity to hire one of the game's all-time coaching greats, Scotty Bowman, and did so in 1979. In his first season as head coach, Bowman led the Sabres to the Wales Conference Finals before they lost, 4-2, to the eventual Stanley Cup Champion New York Islanders. Bowman finished with an impressive 210-134-60 mark.

Bowman spent the next few seasons revamping the Sabres' lineup, adding players such as Mike Ramsey, Phil Housley, Mike Foligno, Dave Andreychuk and Tom Barrasso. Those players formed the core of successful teams, and helped continue the tradition of winning hockey.

Through the good times and the bad times, there was always Perreault. Robert and Martin had both been traded by the early 1980s, but the original Sabre remained and continued to flourish. On March 9, 1986, Perreault and an Aud full of fans celebrated together as the franchise's favorite son scored his 500th career goal, making him the 12th player in history (at the time) to reach that milestone. Four years later, in 1990, Perreault was immortalized with induction into Hockey's Hall of Fame. This would be an omen of better things to come for the franchise.

Five-time Stanley Cup Champion John Muckler was chosen in 1991 to be the team's Director of Hockey Operations and soon assumed the title of head coach. He was instrumental in acquiring Pat LaFontaine from the Islanders in October 1991. LaFontaine teamed with Russian Alexander Mogilny to form a dynamic duo that combined to score 129 goals in 1992-93, including a franchise-record 76 goals by Mogilny. Buffalo capped that season by sweeping the Bruins in the first round of the playoffs to post its first playoff series win in 10 years.

That playoff excitement was just a precursor to Game Six of the 1994 Eastern Conference Quarterfinals vs. the New Jersey Devils. Buffalo won that game, 1-0, in four overtimes on a goal by Dave Hannan. Dominik Hasek posted an incredible 70 saves in the victory, playing the entire 125:43 without allowing a goal. Following that season, Hasek would win the first of two consecutive Vezina Trophies as the NHL's top goaltender. But that would only set the stage for the 1996-97 season.

Before it even started, the 1996-97 campaign was already one of the most memorable in team history. It would represent the first time in the team's history that it would have new uniforms (red and black replaced blue and gold) as well as a new state-of-the-art arena (Marine Midland Arena replaced Memorial Auditorium).

The Sabres shocked many of the so-called experts by winning the Northeast Division; the team's first-such title since winning the Adams Division championship in 1981.

The end of the season also brought many notable achievements off the ice. The Sabres were the stars of the NHL's postseason awards banquet. Hasek won the Hart Trophy as league MVP, the first time a goalie had achieved such a feat since 1962. For good measure, Hasek also took home his third Vezina in four years, an equally stunning feat. Michael Peca, a 23-year-old center in just his second full season, joined Craig Ramsay as the only Sabres to win the Selke Trophy, symbolic of the league's best defensive forward. Ted Nolan won the Jack Adams Award as the Coach of the Year.

Lindy Ruff was named the Sabres' head coach at the start of the next season, and led Buffalo to the Eastern Conference Finals. The Sabres eventually fell to the Capitals in six games, but their performance marked the team's best playoff finish since 1980. Hasek once again shined bright, taking home his fourth Vezina Trophy and becoming the first goaltender ever to win two consecutive Hart Trophies.

Buffalo returned to the Eastern Conference Final the following year, this time facing their geographical rival, the Toronto Maple Leafs. In what would be known as the cross-border series, the Sabres defeated the Maple Leafs 4-1 to reach the Stanley Cup Final for just the second time in team history. Buffalo took on the Dallas Stars in the Final, and the two teams played the lowest-scoring six-game Stanley Cup Final in NHL history. With Buffalo trailing three games to two in Game 6, Brett Hull slid the puck past Hasek in the third overtime to clinch the Cup for the Stars. Replays would later show Hull's skate in the crease, but officials let the goal stand to the dismay of Sabres fans.

BUFFALO SABRES EST 1970

Buffalo celebrated its 30th anniversary season in the NHL in 1999-00 with the impressive rookie debuts of Martin Biron and Maxim Afinogenov. The development of Biron and Afinogenov, combined with the late-season additions of veterans Doug Gilmour and Chris Gratton, enabled the Sabres to continue their winning ways as they began their fourth decade of play in the NHL.

The 2000-01 campaign will be remembered as one of the most successful seasons in recent memory, as the Sabres won the fourth-most games in team history (46). Once again, Miroslav Satan led the team in goals scored and total points in the regular season and had a stellar postseason with three goals, a team-high 10 assists and 13 total points. As a whole, the Sabres were the league's top defense, allowing the fewest goals and boasting the best penalty-killing unit. Andreychuk proved that you can go home again, returning to the Sabres to score 20 goals – including eight on the power play – and add some veteran leadership to a young, yet maturing, hockey club. And as he had in past seasons, Hasek proved why he was one of the best goalies in the NHL, posting a 34-24-4 record with 2.11 goals against and 11 shutouts en route to his sixth Vezina Trophy.

Ruff became the team's all-time winningest head coach with a 5-2 win over Philadelphia on Mar. 18, 2003. Ales Kotalik broke onto the scene by scoring 21 goals, the second most by a rookie in 2002-03 while Satan once again led the Sabres in goals, assists and points. B. Thomas Golisano became the Sabres' owner in March and brought a new enthusiasm level to the franchise.

The 2003-04 Sabres once again were one of the League's top teams in the second half of the season. Daniel Briere, who came to the club near the end of the 2002-03 season, continued his outstanding play and led the Sabres in assists and points. Dumont and Chris Drury were threats to score, while Satan recorded a team-best 29 goals.

Following a lockout that forced the league to cancel the entire 2004-05 season, NHL hockey returned in 2005-06, featuring new rules intended to create a more exciting style of play. Despite low expectations set by many hockey observers, the Sabres turned in a historic season. Led by Lindy Ruff, who would win the Jack Adams Award as Coach of the Year, Buffalo set a franchise record for wins in a season, with 52. Rookie goaltender Ryan Miller won 30 games on the season, despite missing 18 games with a broken thumb early in the season. The Sabres featured a tremendously balanced scoring attack, with six 20-goal scorers and 12 players with at least 30 points. Afinogenov led the team with 73 points (22+51), while Chris Drury led all goal-scorers with 30. Seven different players reached career highs in either goals, assists, or points. Perhaps the most impressive offensive player on the season was Briere, who, despite being plagued by injuries for much of the season, recorded 58 points (25+33) in 48 games.

It was also a breakout year for several rookies. In addition to the strong freshman campaign turned in by Miller, Thomas Vanek burst on the scene with 25 goals and 23 assists. Jason Pominville, who appeared in 57 games after being called up from Rochester, showed a terrific scoring touch, collecting 18 goals.

Buffalo made the playoffs for the first time since the 2000-01 season, and began by knocking off the Philadelphia Flyers in six games. That set up what turned out to be a wild series with conference-rival Ottawa. With Buffalo leading three games to one, Pominville became the first player in NHL history to score a series-clinching, short-handed, overtime goal when he eluded two Ottawa defenders and slipped the puck past goalie Ray Emery. That set up a showdown with the Carolina Hurricanes in the Eastern Conference Finals, where the Sabres eventually lost in seven games.

The 2006-07 season was unlike any other in Sabres history, as the team captured the Presidents' Trophy by putting together the league's best regular season record. The team started out by tying an NHL record with 10 straight wins, before losing in a shootout to Atlanta on Oct. 28. The Sabres went on to post 53 wins, the most in franchise history. The season was also a success at the turnstiles, as they sold out HSBC Arena for all 41 regular season games and nine playoff games.

A contributing factor to the team's success was having four players with more than 30 goals. Daniel Briere led the team with 95 points (32+63), while Thomas Vanek was a close second with 84 points, including a team-high 43 goals. Chris Drury finished with 69 points (37+32) and Jason Pominville capped a terrific sophomore season with 34 goals. Goaltender Ryan Miller also set a club record with 40 victories after being voted in as a starter for the NHL All-Star game.

Buffalo made it to the playoffs for a second consecutive season. The Sabres eliminated the N.Y. Islanders in five games, and then defeated the N.Y. Rangers 4-2 in the Semifinals. Buffalo advanced to the Conference Finals for the second consecutive year (and fourth time since 1997), before losing in five games to Ottawa.

The 2007-08 season was a drastic change for the Sabres as they failed to make the playoffs after finishing atop the NHL in the regular season standings in 2006-07. The Sabres did see two young stars emerge as Derek Roy and Jason Pominville led the team with 81 and 80 points, respectively.

BUFFALO SABRES EST 1970

The Sabres made history yet again as they hosted the 2008 AMP Winter Classic at Ralph Wilson Stadium in Orchard Park, NY. The Sabres faced the Pittsburgh Penguins in front of 71,217 fans as snow lightly fell on New Year's Day. The game was the first outdoor game to be played in the United States and set the record for attendance at an NHL game. Buffalo would lose the historic game, 2-1, in a shootout.

The 2008-09 season started with high expectations after the Sabres failed to make the post-season a year before. The team got off to a hot start, posting a 6-2-2 record in the month of October. However, injuries to leading goal-scorer Thomas Vanek and starting goaltender Ryan Miller late in the year were too much to overcome. Despite a resilient effort in the final two months, Buffalo failed to make the playoffs for a second consecutive season.

The 2009-10 campaign saw the emergence of one future star and the continuing evolution of another. Sabres defenseman Tyler Myers, the team's first-round selection (12th overall) in the 2008 Entry Draft, burst onto the NHL stage with an impressive rookie season. Myers led all NHL rookies in ice time (23:44) and assists (37) to help earn the Calder Trophy as the league's top first year player. Ryan Miller also continued to raise his status as one of the league's top netminders. Miller was in the top five all season in every goaltending category, including goals-against average (2.22) and save percentage (.929). Miller's strong season was capped off by winning the Vezina Trophy. Miller also set the franchise record for wins, with 41. Overall, the team cracked the 100-point plateau for the ninth time in franchise history and won their sixth division title before falling to the Boston Bruins in the first round of the playoffs.

Following their return to the playoffs, the Sabres entered the 2010-11 season poised to take another step forward. However, after a 3-9-2 start began their descent to the league basement, it looked like the team would instead be taking a step back. When top point scorer Derek Roy (35 points in 35 games) suffered a season-ending injury in late December, the prospects for the Sabres – still eight points out of the final playoff spot in the East – didn't look good.

The Sabres continued to fight and put together an 8-3-1 record in January to close the gap. On Feb. 22, Terry Pegula announced his purchase of the team at a press conference at HSBC Arena. Pegula's arrival invigorated both the fans and the team, who welcomed their new owner with a seven-game unbeaten streak and finished the season on a 16-4-4 run to snatch the final Eastern Conference playoff spot.

Thomas Vanek led the Sabres in goal scoring for the fifth straight year, and also led the team in points for the first time in his career, with 73 (32+41). Vanek is the only player in Sabres history to lead the team in goals for more than three consecutive seasons. Tyler Ennis had a strong debut season, ranking fourth among all NHL rookies with 49 points (20+29), the most by a Buffalo rookie since Derek Plante had 56 in 1993-94. The Sabres were eliminated in the first round of the playoffs after a Game 7 loss to Philadelphia.

The 2011-12 season began on a high note as Buffalo traveled to Europe to take part in the NHL Premiere Series and came away with two wins in Helsinki and Berlin. The team returned home to the newly-named First Niagara Center, which had recently undergone a multi-million dollar facelift, and continued its success on the ice by winning five of its first six games of the year.

A midseason slump put Buffalo near the bottom of the conference in February as the trade deadline approached and the team acquired center Cody Hodgson and defenseman Alexander Sulzer from the Vancouver Canucks. The roster changes, along with the return of a multitude of injured players, seemed to provide a spark for the team and Buffalo quickly started its climb up the conference standings in the second half of the season. The team's success in late February and March pushed Buffalo back into the playoff picture when Buffalo captured eighth place in the Eastern Conference on March 27. However, the team dropped four of its next five games to finish the season without a playoff berth.

A key factor in the team's success during the second half of the season was the strong play of its goaltender, Ryan Miller, who posted 31 wins and a career-high six shutouts during the season despite suffering a concussion earlier in the year. With the 31 wins, Miller became only the sixth goaltender in NHL history to record six consecutive seasons with at least 30 wins. Miller also forever etched a place in Sabres history by passing Dominik Hasek's franchise record of 234 wins – he finished the season with 252 career wins for the club.

A lockout-shortened 2012-13 NHL season left the Sabres with little time to try and meld the new faces brought in through free agency, trades and the draft with the experienced core of veterans on the roster and the team got off to a rocky start. Standing at 6-10-1 in mid-February, the Sabres replaced head coach Lindy Ruff with Ron Rolston, coach of the Rochester Americans, as the Sabres' interim head coach.

More familiar faces departed at the trade deadline, including team captain Jason Pominville, further ushering in a new era for the Sabres. These roster changes, however, armed the Sabres with a stockpile of draft picks – boosting their total to 10 in the 2013 NHL Entry Draft alone – and prospects to continue building its roster of young talent. Despite missing the playoffs, the team made measured strides under Rolston and finished the season 15-11-5 under his guidance, earning Rolston the team's full-time head coaching position.

BUFFALO SABRES EST 1970

Despite missing 10 games to injury, Thomas Vanek led the team in goals (20), assists (21) and points (41) for the second time in his career and also finished tied for third in the league with nine power-play goals. Vanek also moved up in the Sabres' record books, passing Miroslav Satan for the 10th-most points in team history (457). Goaltender Ryan Miller also achieved several milestones during the season, including becoming the 20th NHL goaltender to play 500 games with one team. Miller also passed Dominik Hasek in the Sabres' record books for most games played (500) and most career saves (14,806) in franchise history.

The 2013-14 season marked a period of continued transition; co-captain Thomas Vanek was traded to the New York Islanders and the team's slow start through the first 20 games of the season led to the removal of both Darcy Regier and Ron Rolston. Ted Nolan returned to Buffalo to replace Rolston on an interim basis and on Jan. 9, the Sabres hired Tim Murray to serve as general manager. With a series of trades that included the departure of Miller and team captain Steve Ott, Murray added to the team's growing stockpile of draft picks, as well as bringing in both veterans and prospects. Murray officially named Nolan head coach on March 31, adding stability to a team in transition. In the offseason, the Sabres used the second overall pick in the draft to make forward Sam Reinhart the team's highest draft pick in more than 25 years.

The following season saw forward Zemgus Girgensons dominate headlines, garnering a league-leading 1,574,896 votes to play in the 2015 NHL All-Star Game. Despite some individual success, the team continued to search for consistency while navigating through numerous trades and injuries. On Feb. 11, 2015, the Sabres agreed to a trade with the Winnipeg Jets, adding forward Evander Kane and defenseman Zach Bogosian to the organization. At the 2015 NHL Draft, Buffalo chose forward Jack Eichel with the second overall pick, marking just the second time in team history the club selected two forwards in the top five of the draft in consecutive seasons. Murray also made a pair of trades during the first day of the draft, acquiring forward Ryan O'Reilly and goaltender Robin Lehner.

UNIFORM 1970 TO 2015

Equipped with one of the National Hockey League's two new teams, the Knox Brothers sought a name for the club that would accompany the Vancouver Canucks into the 1970-71 season. A contest brought about the name "Sabres," which just needed a logo to become the trademark of hockey on the Niagara Frontier. The Sabres crest would remain identical over the first 26 years. The first major change to the team's look came in 1996-97, which accompanied a new home for the Buffalo Sabres (the team moved from Memorial Auditorium into its new address of HSBC Arena)

The crest which would adorn the blue, white and gold jerseys of Buffalo Sabres players from October 1970 until April 1996 reflected the team's name. Along with the Buffalo appeared two crossed sabres "renowned as a clean, sharp, decisive and penetrating weapon on offense, as well as a strong parrying weapon on defense," according to team Public Relations Director Chuck Burr's 1970 press release.

A few minor changes were seen in the Buffalo sweaters over the first 26 years, mostly simple accessory changes. After adding players' last names to the back of the sweaters a few years earlier, 1978-79 marked the first season the team's jerseys did not have drawstrings at the neckline and the debut of the team's crest on the shoulders. While the next season was Buffalo's 10th anniversary campaign, a patch honoring that winter's Olympic Games in Lake Placid, N.Y., was the notable change on the uniforms. The 1980 Winter Olympics is where the legendary "Miracle on Ice" would take place, and where the Sabres held their 1980 training camp. It was probably fitting that 10 years later, a Buffalo Sabres' 20th anniversary logo patch was embroidered on the front right shoulder of the players' uniforms for 1989-90. Two years later, the Sabres joined the other NHL teams in wearing a commemorative patch for the league's 75th anniversary, and fans even had the opportunity to see it on both the home and road jerseys as Buffalo joined 15 other teams in the season-long celebration. For the second half of that season, the Sabres wore their road jerseys at home and donned the home jerseys for away games, to complement the "original six" teams who wore "throwback jerseys." A Stanley Cup centennial patch appeared on the 1992-93 uniforms. Buffalo would again recognize a significant anniversary with a special 25th anniversary logo, which was designed for the team's 1994-95 campaign. Players wore the fifth patch in seven years on the team's sweaters in 1995-96 (bearing jersey number one), remembering former NHL goalie Roger Crozier, who played six of his 14 seasons in the league in Buffalo.

The 1996-97 season began a new era in Buffalo Sabres hockey with a new home, new colors and a new logo. The Sabres' new colors would be black, white, red, gray and silver, featuring a white buffalo head as the new team logo. A secondary logo of a "B" with the familiar sabre piercing through it would also be featured on the shoulder of the new jerseys. In their first season in the new uniforms, the Sabres honored the memory of co-founder Seymour H. Knox III with a circular patch bearing the initials SHK III.

On Nov. 22, 2000, the Sabres unveiled the team's third jersey against the Philadelphia Flyers. The third jersey was a tribute to the original sweater, while incorporating colors and elements from the current design, unveiled in 1996. The organization chose from over 50 different concepts and developed a blend of the 1970s blue and gold crest, featuring the traditional circle and crossed Sabres logo, adorned on a red-based jersey, trimmed in the team's black and silver of the 1990s. The word "BUFFALO" appeared on the lower trim to signify the team's proud attachment to its hometown. The third jersey also featured the current Sabres white buffalo-head logo appearing on the shoulders. The Sabres also wore their original blue and yellow colors with the former logo and design for the season finale, April 4, 2003, against New Jersey.

The Sabres new uniform scheme, unveiled on September 16, 2006, took its inspiration from the original Sabres uniform (1971-1996) and second uniform (1996-2005). The design was a collaborative effort between the Sabres and Reebok International. The new "blue and gold" colors were altered to a deeper navy blue and richer gold that had a greater visual impact both in person and on television broadcasts. Silver accents and a revised "B-Sabre" logo were carried over from the team's second uniform. Unique in the NHL, the new uniforms had player numbers on the front of the jersey. Buffalo also debuted a new alternate uniform that was the original blue uniform from 1970 with the player number on the front like on the newly designed uniforms. The alternate jersey was only worn for the 2006-07 season.

For the Winter Classic game on January 1, 2008, the Sabres wore a modified version of the team's original white jerseys. This was the only time the jersey was worn that season.

The Sabres introduced a new third jersey in 2008-09 that incorporated design elements from the original uniforms while linking elements from the current jerseys. The team's original road uniform (1971-1996) was updated to incorporate the darker navy blue and rich gold featured in the current uniforms along with silver accents on the stripes to give dimension to the original design. The player numbers appeared on the front of the uniform and a neck tie was incorporated, similar to what was worn by the team the first seven years Buffalo was in the league. The original crossed Sabres logo also features silver accents to give a beveled look to the team's original logo. The jersey was designed to incorporate the design elements of the Reebok EDGE uniform system.

During the 2010-11 season the Sabres completed the return to their roots, adopting a uniform at home and on the road that recalled elements of the first uniform in franchise history. At home, the Sabres utilized the team's previous third jersey. On the road, they donned a white jersey that incorporates the same accent elements of the updated home jersey. The team also unveiled an all new 40th anniversary uniform. This classically-designed uniform was a tribute to not only the history of Buffalo hockey, but early NHL jersey designs of the past. The 40th

UNIFORM 1970 TO 2015

anniversary alternate jersey was worn 12 times at HSBC Arena during the 2010-11 season and continued to serve as the team's alternate jersey in 2011-12.

The Sabres unveiled another new alternate jersey prior to the 2013-14 season that the team would wear for two seasons. Challenged by Sabres ownership to use gold as the primary jersey color for the first time in team history, the Sabres' creative team – in collaboration with Reebok – created a two-tone jersey with gold as the primary color on the front and navy blue on the back. A newly designed Buffalo Sabres wordmark appeared on the players' pant leg as well as just below the neckline on the main jersey, right above the Sabres' traditional crest on the front of the jersey. Additionally, a unique font and number art were designed by Reebok and were inspired by the tips of actual sabers. The all-new font was used for the jersey numbers as well as players' names. Captain and alternate captain insignia incorporated crossed sabers as design elements and the patches were moved from the traditional spot on the chest to the shoulder of the jersey.

1970 Home Jersey

1970 Road Jersey

1983 Home Jersey

1983 Road Jersey

1996 Home Jersey

1996 Road Jersey

2000 Alternate Jersey

2006 Alternate Jersey

UNIFORM 1970 TO 2015

2006 Home Jersey

2006 Road Jersey

2008 Alternate Jersey

Winter Classic
2008 Jersey

2010 Home Jersey

2010 Road Jersey

2010 Alternate Jersey

2013 Alternate Jersey

ALL-TIME ATTENDANCE STATISTICS

REGULAR SEASON				PLAYOFFS		
YEAR	GP	ATTENDANCE	AVERAGE	GP	ATTENDANCE	AVERAGE
1970-71	39	379,121	9,721	0	0	0
1971-72	39	597,622	15,324	0	0	0
1972-73	39	609,570	15,632	3	47,004	15,668
1973-74	39	611,052	15,668	0	0	0
1974-75	40	626,720	15,668	9	142,767	15,863
1975-76	40	657,320	16,433	5	82,165	16,433
1976-77	40	657,320	16,433	3	49,299	16,433
1977-78	40	657,320	16,433	4	65,732	16,433
1978-79	40	657,320	16,433	2	32,866	16,433
1979-80	40	657,320	16,433	7	115,031	16,433
1980-81	40	656,307	16,408	5	70,386	14,077
1981-82	40	619,400	15,585	2	30,043	15,022
1982-83	40	515,766	12,894	4	65,732	16,433
1983-84	40	566,562	14,164	2	32,866	16,433
1984-85	40	613,441	15,336	2	30,828	15,414
1985-86	40	587,635	14,691	0	0	0
1986-87	40	527,241	13,181	0	0	0
1987-88	40	571,088	14,277	3	49,299	16,433
1988-89	40	572,648	14,316	2	32,866	16,433
1989-90	40	634,692	15,867	3	49,076	16,359
1990-91	40	626,171	15,654	3	45,010	15,003
1991-92	40	615,668	15,392	3	44,069	14,690
1992-93	41	614,227	14,981	4	65,300	16,325
1993-94	41	602,779	14,702	3	46,889	15,630
1994-95	24	361,537	15,064	2	29,486	14,743
1995-96	41	563,271	13,738	0	0	0
1996-97	41	693,379	16,912	7	130,165	18,595
1997-98	41	641,034	15,635	7	130,165	18,595
1998-99	41	737,275	17,982	10	185,950	18,595
1999-00	41	736,174	17,955	2	37,380	18,690
2000-01	41	731,438	17,840	7	130,276	18,611
2001-02	41	705,468	17,207	0	0	0
2002-03	41	564,827	13,776	0	0	0
2003-04*	41	626,843	15,289	0	0	0
2005-06*	41	690,474	16,841	8	149,520	18,690
2006-07	41	766,290	18,690	9	168,210	18,690
2007-08**	41	765,817	18,678	0	0	0
2008-09	41	759,798	18,532	0	0	0
2009-10	41	759,695	18,529	3	56,070	18,690
2010-11	41	756,568	18,453	3	56,070	18,690
2011-12***	40	747,485	18,687	0	0	0
2012-13	24	455,281	18,970	0	0	0
2013-14	41	761,595	18,575	0	0	0

First Niagara Center increased capacity from 18,595 to 18,690 to start the 1999-00 season due to reconfiguration of the arena's handicapped seating and from 18,690 to 19,070 to start the 2012-13 season.

** - One game held at Blue Cross Arena, Rochester, NY (11,200).*

*** - One game held at Ralph Wilson Stadium, Orchard Park, NY (71,217).*

**** - One game held at Hartwall Areena, Helsinki, Finland (not included in totals).*

Longest sellout streak including playoffs: 359 – (October 15, 1972 to November 12, 1980)

1970

PLAYER	RD.	NO.	POS.	AMATEUR TEAM
Perreault, Gilbert	1	1	C	Montreal Jr. Canadiens
Deadmarsh, Butch	2	15	LW	Brandon Wheat Kings
Cuddie, Steve	3	29	D	Toronto Marlboros
Wyrozub, Randy	4	43	C	Edmonton Oil Kings
Morton, Mike	5	57	F	Shawinigan Bruins
Keeler, Tim	6	71	D	Niagara Falls Flyers
Regan, Tim	7	84	G	Boston University
Rombough, Doug	8	97	C	St. Catharines Black Hawks
Nadeau, Luc	9	107	C	Drummondville Rangers

1971

PLAYER	RD.	NO.	POS.	AMATEUR TEAM
Martin, Richard	1	5	LW	Montreal Jr. Canadiens
Ramsay, Craig	2	19	LW	Peterborough TPT's
Hajt, Bill	3	33	D	Saskatoon Blades
Richer, Robert	4	47	C	Three Rivers Dukes
Warr, Steve	5	61	D	Clarkson University
Duguay, Pierre	6	75	C	Quebec Remparts

1972

PLAYER	RD.	NO.	POS.	AMATEUR TEAM
Schoenfeld, Jim	1	5	D	Niagara Falls Flyers
Carriere, Larry	2	25	D	Loyola Univ. (Montreal)
McMasters, Jim	3	37	D	Calgary Centennials
Campeau, Richard	4	53	D	Sorel Black Hawks
Gratton, Gilles	5	69	G	Oshawa Generals
McNab, Peter	6	85	RW	University of Denver

1973

PLAYER	RD.	NO.	POS.	AMATEUR TEAM
Titanic, Morris	1	12	LW	Sudbury Wolves
Landry, Jean	2	28	D	Quebec Remparts
Deschamps, Andre	3	44	LW	Quebec Remparts
Dupuis, Yvon	4	60	LW	Quebec Remparts
Smulders, Bob	5	76	RW	Peterborough TPT's
Korzack, Neil	6	92	RW	Peterborough TPT's
Young, Bob	7	108	D	University of Denver
O'Connell, Tim	8	124	RW	University of Vermont

1974

PLAYER	RD.	NO.	POS.	AMATEUR TEAM
Fogolin, Lee	1	11	D	Oshawa Generals
Gare, Danny	2	29	RW	Calgary Centennials
Deziel, Michel	3	47	LW	Sorel Black Hawks
McIntosh, Paul	4	65	D	Peterborough TPT's
Lariviere, Gary	5	83	D	St. Catharines Black Hawks
Given, David	6	101	D	Brown University
Noreau, Bernard	7	119	RW	Laval National
Constantin, Charles	8	136	LW	Quebec Remparts
Jodzio, Rick	9	153	LW	Hamilton Red Wings
Smith, Derek	10	168	C	Ottawa 67's
Tsujimoto, Taro	11	183	C	Tokyo Katanas
Geoffrion, Bob	12	196	LW	Cornwall Royals

1975

PLAYER	RD.	NO.	POS.	AMATEUR TEAM
Sauve, Bob	1	17	G	Laval National
Breitenbach, Ken	2	35	D	St. Catharines Black Hawks
Martin, Terry	3	44	LW	London Knights
McAdam, Gary	3	53	RW	St. Catharines Black Hawks
Neeld, Greg	4	71	D	Calgary Centennials
Edwards, Don	5	89	G	Kitchener Rangers
Minor, Jim	6	107	LW	Regina Pats
Rowe, Grant	7	125	D	Ottawa 67's
Tidey, Alex	8	143	RW	Lethbridge Broncos
Whitby, Andy	9	159	RW	Oshawa Generals
Moher, Len	10	174	G	University of Notre Dame

1976

PLAYER	RD.	NO.	POS.	AMATEUR TEAM
Kowal, Joe	2	33	LW	Hamilton Fincups
Maze, Henry	4	69	LW	Edmonton Oil Kings
Roscoe, Ron	5	87	D	Hamilton Fincups
Lemieux, Don	6	105	D	Three Rivers Draveurs

1977

PLAYER	RD.	NO.	POS.	AMATEUR TEAM
Seiling, Ric	1	14	RW	St. Catharines Fincups
Areschenkoff, Ron	2	32	C	Medicine Hat Tigers
Stewart, Bill	4	68	D	Niagara Falls Flyers
Sirois, Richard	5	86	G	Laval National
Ramsey, Wayne	6	104	D	Brandon Wheat Kings

1978

PLAYER	RD.	NO.	POS.	AMATEUR TEAM
Playfair, Larry	1	13	D	Portland Winter Hawks
McKegney, Tony	2	32	LW	Kingston Canadiens
McClanahan, Rob	3	49	LW	University of Minnesota
Gazdic, Mike	4	66	D	Sudbury Wolves
Ireland, Randy	5	82	G	Portland Winter Hawks
McGregor, Cam	6	99	LW	Cornwall Royals
Eastman, Dan	7	116	C	London Knights
Stroebel, Eric	8	133	C	University of Minnesota
O'Sullivan, Eugene	9	150	C	Calgary Wranglers

1979

PLAYER	RD.	NO.	POS.	AMATEUR TEAM
Ramsey, Mike	1	11	D	University of Minnesota
Ruff, Lindy	2	32	D	Lethbridge Broncos
Robinson, Mark	3	53	D	Victoria Cougars
Cloutier, Jacques	3	55	G	Three Rivers Draveurs
Hamel, Gilles	4	74	LW	Laval National
Haworth, Alan	5	95	C	Sherbrooke Beavers
Knickle, Rick	6	116	G	Brandon Wheat Kings

1980

PLAYER	RD.	NO.	POS.	AMATEUR TEAM
Patrick, Steve	1	20	RW	Brandon Wheat Kings
Moller, Mike	2	41	RW	Lethbridge Broncos
McKenna, Sean	3	56	RW	Sherbrooke Beavers
North, Jay	3	62	C	Jefferson (Minn.) H.S.
Wiemer, Jim	4	83	D	Peterborough Petes
Rueter, Dirk	5	104	D	Sault St. Marie Greyhounds
Naud, Daniel	6	125	D	Sorel Black Hawks
Paavola, Jari	7	146	G	T.P.S. (Finland)
Cunneyworth, Randy	8	167	C	Ottawa 67's
Beckon, Dave	9	188	C	Peterborough Petes
Bader, John	10	209	LW	Irondale (Minn.) H.S.

1981

PLAYER	RD.	NO.	POS.	AMATEUR TEAM
Dudacek, Jiri	1	17	RW	Czechoslovakia
Virta, Hannu	2	38	D	T.P.S. (Finland)
Aldred, Jim	3	59	LW	Kingston Canadiens
Chisholm, Colin	3	60	D	Calgary Wranglers
Eatough, Jeff	4	80	RW	Cornwall Royals
Wikberg, Anders	4	83	LW	Timra (Sweden)
Eivola, Mauri	5	101	C	T.P.S. (Finland)
Butorac, Ali	6	122	D	Ottawa 67's
Leime, Heikki	7	143	D	T.P.S. (Finland)
Orlando, Gates	8	164	C	Providence College
Sebek, Venci	9	185	D	Niagara Falls Flyers
Harper, Warren	10	206	RW	Prince Albert

1982

PLAYER	RD.	NO.	POS.	AMATEUR TEAM
Housley, Phil	1	6	D	South St. Paul (Minn.) H.S.
Cyr, Paul	1	9	LW	Victoria Cougars
Andreychuk, Dave	1	16	C	Oshawa Generals
Anderson, Mike	2	26	C	North St. Paul (Minn.) H.S.
Johansson, Jens	2	30	D	Pitea (Sweden)
Jutila, Timo	4	68	D	Tappara (Finland)
Hamilton, Jeff	4	79	C	Providence College
Logan, Bob	5	100	RW	West Island
Parker, Jeff	6	111	C	Mariner (Minn.) H.S.
Gustavsson, Jacob	6	121	G	Almtuna (Sweden)
Bishop, Alan	7	142	D	Niagara Falls Flyers
Verret, Claude	8	163	C	Three Rivers Draveurs
Norman, Rob	9	184	RW	Cornwall Royals
Craig, Mike	10	205	G	Billings Bighorns
Plankers, Jim	11	226	D	Cloquet (Minn.) H.S.

1983

PLAYER	RD.	NO.	POS.	AMATEUR TEAM
Barrasso, Tom	1	5	G	Acton-Boxborough H.S.
Lacombe, Normand	1	10	RW	Univ. of New Hampshire
Creighton, Adam	1	11	C	Ottawa 67's
Tucker, John	2	31	C	Kitchener Rangers
Hajdu, Richard	2	34	LW	Kamloops Jr. Oilers
Puppa, Daren	4	74	G	Kirkland Lake Intermediates
Meyer, Jayson	5	94	D	Regina Pats

1983 CONTINUED

PLAYER	RD.	NO.	POS.	AMATEUR TEAM
Hofford, James	6	114	D	Windsor Spitfires
Ruuttu, Christian	7	134	C	IFK, Helsinki (Finland)
McSween, Don	8	154	D	Redford (Mich.) Royals
Hoover, Tim	9	174	D	Sault St. Marie Greyhounds
Ferner, Mark	10	194	D	Kamloops Blazers
Krupp, Uwe	11	214	D	Kolner (West Germany)
Hamelin, Marc	12	234	G	Shawinigan Cataracts
Salfi, Kermit	12	235	LW	Northwood Prep H.S.

1984

PLAYER	RD.	NO.	POS.	AMATEUR TEAM
Andersson, Mikael	1	18	LW	Vastra Frolunda (Sweden)
Trapp, Doug	2	39	LW	Regina Pats
Sheppard, Ray	3	60	RW	Cornwall Royals
Halkidis, Bob	4	81	D	London Knights
Rampton, Joey	5	102	LW	Sault Ste. Marie Greyhounds
Gasseau, James	6	123	D	Drummondville
Wakaluk, Darcy	7	144	G	Kelowna Wings
Stambert, Orwar	8	165	D	Djurgardens (Sweden)
McKinnon, Brian	10	207	C	Ottawa 67's
Delcourt, Grant	11	228	RW	Kelowna Wings
Baker, Sean	12	249	LW	Seattle Breakers

1985

PLAYER	RD.	NO.	POS.	AMATEUR TEAM
Johansson, Calle	1	14	D	Vastra Frolunda (Sweden)
Hogue, Benoit	2	35	C	St. Jean Beavers
Gretzky, Keith	3	56	C	Windsor Compuware Spitfires
Moylan, Dave	4	77	D	Sudbury Wolves
Priestlay, Ken	5	98	C	Victoria Cougars
Reekie, Joe	6	119	D	Cornwall Royals
Matikainen, Petri	7	140	D	Sapko (Finland)
Kaese, Trent	8	161	RW	Lethbridge Broncos
Sejba, Jiri	9	182	LW	Dukla Jihlava (Czech.)
Sutton, Boyd	10	203	C	Stratford Jr. B
Larose, Guy	11	224	C	Guelph Platers
Baumgartner, Ken	12	245	D	Prince Albert Raiders

1986

PLAYER	RD.	NO.	POS.	AMATEUR TEAM
Anderson, Shawn	1	5	D	Team Canada
Brown, Greg	2	26	D	St. Marks H.S.
Corkum, Bob	3	47	RW	University of Maine
Kerr, Kevin	3	56	RW	Windsor Compuware Spitfires
Baseggio, David	4	68	D	Yale University
Rooney, Larry	5	89	D	Thayer
Baldris, Miguel	6	110	D	Shawinigan Cataracts
Hartman, Mike	7	131	RW	North Bay Centennials
Guay, Francois	8	152	LW	Laval Titans
Whitham, Shawn	9	173	D	Providence College
Rein, Kenton	10	194	G	Prince Albert Raiders
Arndt, Troy	11	215	D	Portland Winter Hawks
Capello, Jeff	S1	5	LW	University of Vermont
Cullen, John	S2	10	C	Boston University

1987

PLAYER	RD.	NO.	POS.	AMATEUR TEAM
Turgeon, Pierre	1	1	C	Granby Bisons
Miller, Brad	2	22	D	Regina Pats
MacVicar, Andrew	3	53	LW	Peterborough Petes
Bradley, John	4	84	G	New Hampton H.S.
Pergola, David	5	85	RW	Belmont Hill H.S.
Marshall, Chris	6	106	LW	Boston College H.S.
Flanigan, Paul	7	127	D	New Hampton H.S.
Dooley, Sean	8	148	D	Groton
Roberts, Tim	8	153	C	Deerfield Academy
Tkachuk, Grant	9	169	LW	Saskatoon Blades
Herbers, Ian	10	190	D	Swift Current Broncos
Littman, David	11	211	G	Boston College
MacIssac, Allan	12	232	LW	Guelph Platers
Snuggerud, Dave	S1	1	LW	University of Minnesota
de Carle, Mike	S2	6	RW	Lake Superior St.

1988

PLAYER	RD.	NO.	POS.	AMATEUR TEAM
Savage, Joel	1	13	RW	Victoria Cougars
Loewen, Darcy	3	55	LW	Spokane Chiefs
Carney, Keith	4	76	D	Mt. St. Charles H.S.
Mogilny, Alexander	5	89	RW	ZSKA Moscow
Ray, Rob	5	97	LW	Cornwall Royals
Di Vita, David	6	106	D	Lake Superior State
McLaughlin, Mike	6	118	LW	Choate
Griffith, Mike	7	139	RW	Ottawa 67's
Ruoho, Daniel	8	160	D	Madison Memorial H.S.
Flaherty, Wade	9	181	G	Victoria Cougars
Nieman, Thomas	11	223	RW	Choate
Wallwork, Robert	12	244	C	Miami (Ohio) University
Davies, Clarke	S3	18	D	Ferris State University

1989

PLAYER	RD.	NO.	POS.	AMATEUR TEAM
Haller, Kevin	1	14	D	Regina Pats
Thomas, Scott	3	56	RW	Nichols (N.Y.) H.S.
MacDonald, Doug	4	77	C	University of Wisconsin
Sutton, Ken	5	98	D	Saskatoon Blades
Pye, Bill	6	107	G	Northern Michigan University
Barkley, Mike	6	119	RW	University of Maine
Plante, Derek	8	161	C	Cloquet (Minn.) H.S.
Audette, Donald	9	183	RW	Laval Titans
Astley, Mark	10	194	D	Lake Superior State
Nelson, John	10	203	C	Toronto Marlboros
Henderson, Todd	11	224	G	Thunder Bay
Bavis, Michael	12	245	RW	Cushing Academy
Boyce, Ian	S3	19	LW	University of Vermont

1990

PLAYER	RD.	NO.	POS.	AMATEUR TEAM
May, Brad	1	14	LW	Niagara Falls Thunder
McCarthy, Brian	4	82	C	Pingree H.S. (Mass.)

1990 CONTINUED

PLAYER	RD.	NO.	POS.	AMATEUR TEAM
Smehlik, Richard	5	97	D	Vitkovice (Czech.)
Bojcun, Todd	5	100	G	Peterborough (OHL)
Pascall, Brad	5	103	D	University of North Dakota
Gordiouk, Viktor	7	142	LW	Krylja Sovetov
Nedoma, Milan	8	166	D	Zetor Brno (Czech.)
Winch, Jason	9	187	LW	Niagara Falls Thunder
Naud, Sylvain	10	208	RW	Laval Titans
Martin, Kenneth	11	229	LW	Belmont Hill (Mass.) H.S.
Rubachuk, Brad	12	250	C	Lethbridge Hurricanes
McFarlane, Shane	S3	24	C	University of North Dakota

1991

PLAYER	RD.	NO.	POS.	AMATEUR TEAM
Boucher, Philippe	1	13	D	Granby Bisons
Dawe, Jason	2	35	LW	Peterborough Petes
Young, Jason	3	57	LW	Sudbury Wolves
Ambroziak, Peter	4	72	LW	Ottawa 67's
Shields, Steve	5	101	G	Univ. of Michigan
O'Donnell, Sean	6	123	D	Sudbury Wolves
Holzinger, Brian	6	124	C	Detroit Red Wings Jr. A
Snell, Chris	7	145	D	Ottawa 67's
Kuntos, Jiri	8	162	D	Jihlava (Czech.)
Iob, Tony	9	189	LW	Sault St. Marie Greyhounds
Meany, Spencer	10	211	RW	St. Lawrence University
Volkov, Mihail	11	233	RW	Krylja (U.S.S.R.)
Smith, Mike	12	255	D	Lake Superior State
Steer, Jamie	S3	19	RW	Michigan Tech

1992

PLAYER	RD.	NO.	POS.	AMATEUR TEAM
Cooper, David	1	11	D	Medicine Hat (WHL)
Cierny, Jozef	2	35	LW	Zvolen (Czech)
Steiner, Ondrej	3	59	C	Plzen (Czech)
Melanson, Dean	4	80	D	St. Hyacinthe (QMJHL)
Barnaby, Matthew	4	83	LW	Beauport (QMJHL)
Ketterer, Markus	5	107	G	Jokerit (Finland)
Khmylev, Yuri	5	108	LW	Krylja (CIS)
Rushforth, Paul	6	131	C	North Bay (OHL)
Tiltgen, Dean	8	179	C	Tri-City (WHL)
Simon, Todd	9	203	C	Niagara Falls (OHL)
Kowalsky, Rick	10	227	RW	Sault St. Marie (OHL)
Clancy, Chris	11	251	LW	Cornwall (OHL)

1993

PLAYER	RD.	NO.	POS.	AMATEUR TEAM
Tsygurov, Denis	2	38	D	Lada Togliatti (CIS)
Philpott, Ethan	3	64	RW	Phillips Andover Academy
Safarik, Richard	5	116	LW	Nitra (EUR)
Pozzo, Kevin	6	142	D	Moose Jaw (WHL)
Petrenko, Sergei	7	168	LW	Dynamo Moscow (CIS)
Barrie, Mike	8	194	C	Victoria (WHL)
Moore, Barrie	9	220	LW	Sudbury (OHL)
Davis, Chris	10	246	G	Calgary Royals (Tier 2)
Nichol, Scott	11	272	C	Portland (WHL)

1994

PLAYER	RD.	NO.	POS.	AMATEUR TEAM
Primeau, Wayne	1	17	C	Owen Sound (OHL)
Brown, Curtis	2	43	C	Moose Jaw (WHL)
Ndur, Rumun	3	69	D	Guelph (OHL)
Klimentiev, Sergei	5	121	D	Medicine Hat (WHL)
Benazic, Cal	6	147	D	Medicine Hat (WHL)
Plouffe, Steve	7	168	G	Granby (QMJHL)
Hnidy, Shane	7	173	D	Prince Albert (WHL)
Webb, Steve	7	176	RW	Peterborough (OHL)
Westerby, Bob	8	199	LW	Kamloops (WHL)
Millar, Craig	9	225	D	Swift Current (WHL)
Polak, Mark	10	251	C	Medicine Hat (WHL)
Wright, Shayne	11	277	D	Owen Sound (OHL)

1995

PLAYER	RD.	NO.	POS.	AMATEUR TEAM
McKee, Jay	1	14	D	Niagara Falls (OHL)
Biron, Martin	1	16	G	Beauport (QMJHL)
Dutiaume, Mark	2	42	LW	Brandon (WHL)
Sunderland, Mathieu	3	68	RW	Drummondville (QMJHL)
Davidson, Matt	4	94	RW	Portland (WHL)
Menhart, Marian	5	111	D	Litvinov (Czech)
Popp, Kevin	5	119	D	Seattle (WHL)
Bienvenue, Daniel	5	123	LW	Val d'Or (QMJHL)
Scott, Brian	7	172	C	Kitchener (OHL)
Zanutto, Mike	8	198	C	Oshawa (OHL)
Skrlac, Rob	9	224	LW	Kamloops (WHL)

1996

PLAYER	RD.	NO.	POS.	AMATEUR TEAM
Rasmussen, Erik	1	7	C/LW	University of Minnesota
Sarich, Cory	2	27	D	Saskatoon (WHL)
Van Oene, Darren	2	33	LW	Brandon (WHL)
Methot, Francois	3	54	C	St-Hyacinthe (QMJHL)
Walsh, Kurt	4	87	RW	Owen Sound (OHL)
Martone, Mike	4	106	D	Peterborough (OHL)
Tezikov, Alexei	5	115	D	Lada Togliatti (Russia)
Davis, Ryan	6	142	RW	Owen Sound (OHL)
Mortier, Darren	6	161	C	Sarnia (OHL)
Buhler, Scott	9	222	G	Medicine Hat (WHL)

1997

PLAYER	RD.	NO.	POS.	AMATEUR TEAM
Noronen, Mika	1	21	G	Tappara (Finland)
Tallinder, Henrik	2	48	D	AIK (Sweden)
Afinogenov, Maxim	3	69	RW	Dynamo (Russia)
Martin, Jeff	3	75	C	Windsor (OHL)
Theoret, Luc	4	101	D	Lethbridge (WHL)
DiRoberto, Torrey	5	128	C	Seattle (WHL)
Campbell, Brian	6	156	D	Ottawa (OHL)
Adduono, Jeremy	7	184	RW	Sudbury (OHL)
Piros, Kamil	8	212	C	Litvinov (Czech)
Kemp, Dylan	9	238	D	Lethbridge (WHL)

1998

PLAYER	RD.	NO.	POS.	AMATEUR TEAM
Kalinin, Dimitri	1	18	D	Traktor (Russia)
Peters, Andrew	2	34	LW	Oshawa (OHL)
Milley, Norman	2	47	RW	Sudbury (OHL)
Kristek, Jaroslav	2	50	RW	ZPS Zlin (Czech)
Pandolfo, Mike	3	77	LW	St. Sebastien's
Goldade, Aaron	5	137	C	Brandon (WHL)
Kotalik, Ales	6	164	RW	HC Ceske Budejovice (Czech)
Moran, Brad	7	191	C	Calgary (WHL)
Moravec, David	8	218	RW	HC Vitkovice (Czech)
Terglav, Edo	9	249	RW	Baie-Comeau (QMJHL)

1999

PLAYER	RD.	NO.	POS.	AMATEUR TEAM
Heisten, Barrett	1	20	LW	University of Maine
Bartovic, Milan	2	35	RW	Trencin (Slovakia)
Janik, Doug	2	55	D	University of Maine
Zigomanis, Michael	2	64	C	Kingston (OHL)
Preston, Tim	3	73	LW	Seattle (WHL)
Mosovsky, Karel	4	117	LW	Regina (WHL)
Miller, Ryan	5	138	G	Soo (NAHL)
Kinch, Matthew	5	146	D	Calgary (WHL)
Hyacinthe, Seneque	6	178	LW	Val D'Or (QMJHL)
Dececco, Bret	7	206	RW	Seattle (WHL)
Self, Brad	8	235	C	Peterborough (OHL)
Brunel, Craig	9	263	RW	Prince Albert (WHL)

2000

PLAYER	RD.	NO.	POS.	AMATEUR TEAM
Kriukov, Artem	1	15	C	Yaroslavl (Russia)
Decaire, Gerard	2	48	D	Seattle (WHL)
Rousseau, Ghyslain	4	111	G	Baie-Comeau (QMJHL)
Denisov, Denis	5	149	D	HC Moscow (Russia)
Bizyayev, Vasily	7	213	F	CSKA Jr. (Russia)
Gaustad, Paul	7	220	C/LW	Portland (WHL)
McMorrow, Sean	8	258	D	Kitchener (OHL)
Courtney, Ryan	9	277	LW	Windsor (OHL)

2001

PLAYER	RD.	NO.	POS.	AMATEUR TEAM
Novotny, Jiri	1	22	C	Budejovice (Czech)
Roy, Derek	2	32	C	Kitchener (OHL)
Thorburn, Chris	2	50	C	North Bay (OHL)
Pominville, Jason	2	55	RW	Shawinigan (QMJHL)
Vondrka, Michal	5	155	LW	Budejovice (Czech)
Aslund, Calle	8	234	D	Huddinge (Sweden)
Dubec, Marek	8	247	D	Vsetin (Slovakia)
Jorde, Ryan	9	279	D	Tri-City (WHL)

2002

PLAYER	RD.	NO.	POS.	AMATEUR TEAM
Ballard, Keith	1	11	D	University of Minnesota
Paille, Daniel	1	20	LW	Guelph (OHL)
Tessier, Michael	3	76	LW	Acadie-Bathurst (QMJHL)

2002 CONTINUED

PLAYER	RD.	NO.	POS.	AMATEUR TEAM
Adams, John	3	82	D	Boston College
Hulva, Jakub	4	108	F	Citkovice (Czech)
Magers, Marty	4	121	G	Omaha (USHL)
Sheviev, Maxim	6	178	C	Elemash Elektorstal (Russia)
Hecl, Radoslav	7	208	D	Bratislava (Slovakia)
Wideman, Dennis	8	241	D	London (OHL)
Cizek, Martin	9	271	D	HC Slavia Praha (Czech)

2003

PLAYER	RD.	NO.	POS.	AMATEUR TEAM
Vanek, Thomas	1	5	LW	University of Minnesota
Fabry, Branislav	2	65	RW	Bratislava Jr. (Slovakia)
MacArthur, Clarke	3	74	LW	Medicine Hat (WHL)
Hejda, Jan	4	106	D	HC Slavia Praha (Czech)
Ezhov, Denis	4	114	D	Togliatti (Russia)
Morrow, Thomas	5	150	D	Des Moines (USHL)
Voroshinin, Pavel	6	172	D	Mississauga (OHL)
Paetsch, Nathan	7	202	D	Moose Jaw (WHL)
Weber, Jeff	8	235	G	Plymouth (OHL)
Martin, Louis-Phillippe	9	266	RW	Baie-Comeau (QMJHL)

2004

PLAYER	RD.	NO.	POS.	AMATEUR TEAM
Stafford, Drew	1	13	RW	University of North Dakota
Funk, Michael	2	43	D	Portland (WHL)
Sekera, Andrej	3	71	D	Trencin Jr. (Slovakia)
Valent, Michal	5	145	G	Martin Jr. (Slovakia)
Kaleta, Patrick	6	176	RW	Peterborough (OHL)
Mancari, Mark	7	207	RW	Ottawa (OHL)
Card, Mike	8	241	D	Kelowna (WHL)
Hunter, Dylan	9	273	LW	London (OHL)

2005

PLAYER	RD.	NO.	POS.	AMATEUR TEAM
Zagrapan, Marek	1	13	C	Chicoutimi (QMJHL)
Gogulla, Philippe	2	48	LW	Koln (Germany)
Gragnani, Marc-Andre	3	87	D	PEI (QMJHL)
Butler, Chris	4	96	D	Sioux City (USHL)
Gerbe, Nathan	5	142	C	US Under-18 (USDL)
Dennis, Adam	6	182	G	London (OHL)
Buravchikov, Vyacheslav	6	191	D	Kryja (Russia)
Generous, Matt	7	208	D	N.E. Jr. Falcons (EJHL)
Orpik, Andrew	7	227	D	Thayer Academy (USHSE)

2006

PLAYER	RD.	NO.	POS.	AMATEUR TEAM
Persson, Dennis	1	24	D	Vasteras Jr. (Sweden)
Enroth, Jhonas	2	46	G	Sodertalje (Sweden)
Weber, Mike	2	57	D	Windsor (OHL)
Schutz, Felix	4	117	C	Saint John (QMJHL)
Biega, Alex	5	147	D	Salisbury (USHS)
Breault, Benjamin	7	207	C	Baie Comeau (QMJHL)

2007

PLAYER	RD.	NO.	POS.	AMATEUR TEAM
Brennan, T.J.	2	31	D	St. John's (QMJHL)
Schiestel, Drew	2	59	D	Mississauga (OHL)
Tropp, Corey	3	89	F	Sioux Falls (USHL)
Eidsness, Bradley	5	139	G	Okotoks (AJHL)
Allard, Jean-Simon	5	147	C	St. John's (QMJHL)
Byron, Paul	6	179	C	Gatineau (QMJHL)
Eno, Nick	7	187	G	Green Mountain (EJHL)
MacKenzie, Drew	7	209	D	The Taft School (USHS)

2008

PLAYER	RD.	NO.	POS.	AMATEUR TEAM
Myers, Tyler	1	12	D	Kelowna (WHL)
Ennis, Tyler	1	26	LW	Medicine Hat (WHL)
Adam, Luke	2	44	LW	St. John's (WHL)
Fienhage, Cory	3	81	D	Eastview (USHS)
Jokinen, Justin	4	101	RW	Cloquet (USHS)
Southorn, Jordon	4	104	D	PEI (QMJHL)
Lagace, Jacob	5	134	LW	Chicoutimi (QMJHL)
Crawford, Nick	6	164	D	Saginaw (OHL)

2009

PLAYER	RD.	NO.	POS.	AMATEUR TEAM
Kassian, Zack	1	13	RW	Peterborough (OHL)
McNabb, Brayden	3	66	D	Kootenay (WHL)
Foligno, Marcus	4	104	LW	Sudbury (OHL)
Adams, Mark	5	134	D	Malden Catholic (USHS)
Knapp, Connor	6	164	G	Miami (CCHA)
Legault, Maxime	7	194	RW	Shawinigan (QMJHL)

2010

PLAYER	RD.	NO.	POS.	AMATEUR TEAM
Pysyk, Mark	1	23	D	Edmonton (WHL)
Gauthier-Leduc, Jerome	3	68	D	Rouyn-Noranda (QMJHL)
Sundher, Kevin	3	75	C	Chilliwack (WHL)
MacKenzie, Matt	3	83	D	Calgary (WHL)
Shipley, Steven	4	98	C	Owen Sound (OHL)
Sutch, Gregg	5	143	RW	Mississauga (OHL)
Henley, Cedrick	6	173	LW	Val d'Or (QMJHL)
Isackson, Christian	7	203	RW	St. Thomas (USHS)
Boychuk, Riley	7	208	LW	Portland (WHL)

2011

PLAYER	RD.	NO.	POS.	AMATEUR TEAM
Armia, Joel	1	16	RW	Assat (SM-liiga)
Catenacci, Daniel	3	77	C	Sault Ste. Marie (OHL)
Jacobs, Colin	4	107	C	Seattle (WHL)
Lepkowski, Alex	5	137	D	Barrie (OHL)
Lieuwen, Nathan	6	167	G	Kootenay (WHL)
Navin, Brad	7	197	C	Waupaca (USHS)

2012

PLAYER	RD.	NO.	POS.	AMATEUR TEAM
Grigorenko, Mikhail	1	12	C	Quebec (QMJHL)
Girgensons, Zemgus	1	14	C	Dubuque (USHL)
McCabe, Jake	2	44	D	Wisconsin (WCHA)
Kea, Justin	3	73	C	Saginaw (OHL)
Nelson, Logan	5	133	C	Victoria (WHL)
Ullmark, Linus	6	163	G	MODO Jr. (Sweden)
Austin, Brady	7	193	D	Belleville (OHL)
Peterson, Judd	7	204	C/RW	Duluth Marshall (USHS)

2013

PLAYER	RD.	NO.	POS.	AMATEUR TEAM
Ristolainen, Rasmus	1	8	D	TPS (SM-liiga)
Zadorov, Nikita	1	16	D	London (OHL)
Compher, J.T.	2	35	LW	US Under-18 (USHL)
Hurley, Connor	2	38	C	Edina (USHS)
Bailey, Justin	2	52	RW	Kitchener (OHL)
Baptiste, Nicholas	3	69	RW	Sudbury (OHL)
Petersen, Cal	5	129	G	Waterloo (USHL)
Possler, Gustav	5	130	RW	MODO Jr. (Sweden)
Florentino, Anthony	5	143	D	South Kent (USHS)
Malone, Sean	6	159	C	US Under-18 (USHL)
Locke, Eric	7	189	C	Saginaw (OHL)

2014

PLAYER	RD.	NO.	POS.	AMATEUR TEAM
Reinhart, Sam	1	2	C	Kootenay (WHL)
Lemieux, Brendan	2	31	LW	Barrie (OHL)
Cornel, Eric	2	44	C	Peterborough (OHL)
Karabacek, Vaclav	2	49	RW	Gatineau (QMJHL)
Johansson, Jonas	3	61	G	Brynas Jr. (Sweden)
Martin, Brycen	3	74	D	Swift Current (WHL)
Willman, Maxwell	5	121	C	Williston-North Hampton (USHS)
Brown, Christopher	6	151	C	Cranbrook Kingswood (USHS)
Olofsson, Victor	7	181	RW	MODO Jr. (Sweden)

2015

PLAYER	RD.	NO.	POS.	AMATEUR TEAM
Eichel, Jack	1	2	C	Boston University (H-East)
Guhle, Brendan	2	51	D	Prince Albert (WHL)
Borgen, William	4	92	D	Moorhead (USHS)
Stephens, Devante	5	122	D	Kelowna (WHL)
Estephan, Giorgio	6	152	C	Lethbridge (WHL)
Chukarov, Ivan	7	182	D	Minnesota (NAHL)

1970

DATE	TRANSACTION
6-9-70	Selected Kevin O'Shea, Cliff Schmautz, Brian McDonald and Bill Inglis in the Inter-League Draft.
6-9-70	Claimed Joe Daley on waivers from Pittsburgh.
6-10-70	Selected Tom Webster, Al Hamilton, Don Marshall, Tracy Pratt, Jim Watson, Francois Lacombe, Phil Goyette, Reg Fleming, Mike McMahon, Skip Krake, Jean-Guy Lagace, Craig Cameron, Chris Evans, Doug Barrie, Gerry Meehan, Paul Terbenche, Brian Perry, Howie Menard, Rocky Farr and Gary Edwards in the NHL Expansion Draft.
6-10-70	Traded Tom Webster to Detroit for Roger Crozier.
6-10-70	Purchased Ted Hodgson from the New York Rangers.
9-2-70	Purchased Floyd Smith and Brent Imlach from Toronto.
10-2-70	Traded Craig Cameron to St. Louis for Ron Anderson.
10-9-70	Purchased Dave Dryden from Pittsburgh.
10-19-70	Purchased Bill Sutherland from Philadelphia; traded Sutherland to St. Louis for future considerations.
11-2-70	Claimed Steve Atkinson on waivers from Boston.
11-2-70	Claimed Paul Andrea on waivers from California.
11-3-70	Claimed Bob Baun on waivers from Detroit.
11-4-70	Traded Bob Baun to St. Louis for Jean-Guy Talbot and Larry Keenan.
11-25-70	Traded Mike McMahon to Los Angeles for Eddie Shack and Dick Duff.
12-28-70	Lost Cliff Schmautz on waivers to Philadelphia.

1971

DATE	TRANSACTION
1-24-71	Traded Jean-Guy Legace to Pittsburgh for Terry Ball.
5-25-71	Traded Joe Daley to Detroit for Don Luce and Mike Robitaille.
6-8-71	Selected Danny Lawson from Minnesota, Rod Zaine from Pittsburgh, Rene Robert and Ken Murray from Toronto, Ray McKay from Chicago, Tom Miller from Detroit and Hugh Harris from Montreal and lost Don Marshall to Toronto, Gary Edwards to Los Angeles and Rene Robert to Pittsburgh in Intra-League Draft.
11-16-71	Traded Larry Keenan to Philadelphia for Larry Mickey.
12-16-71	Traded Doug Barrie and Mike Keeler to Los Angeles for Mike Byers and Larry Hillman.

1972

DATE	TRANSACTION
1-14-72	Traded a second-round draft choice in 1972 (Larry Sacharuk) to the New York Rangers for Jim Lorentz.
3-3-72	Lost Kevin O'Shea on waivers to St. Louis.
3-4-72	Acquired Rene Robert from Pittsburgh for Eddie Shack.
3-5-72	Traded Chris Evans to St. Louis for George Morrison and a second-round draft choice in 1972 (Larry Carriere).
3-5-72	Sold Phil Goyette to the New York Rangers.
6-5-72	Acquired Tim Horton from Pittsburgh in Intra-League Draft.
6-6-72	Lost Tom Miller and Ken Murray to the New York Islanders and Rod Zaine to Atlanta in the Expansion Draft.
6-18-72	Purchased Rod Busniuk from Montreal.
2-14-73	Traded Butch Deadmarsh to Atlanta for Norm Gratton.

1973

DATE	TRANSACTION
6-12-73	Lost Ray McKay to California and acquired Joe Noris from St. Louis in the Intra-League Draft.
6-14-73	Traded Jake Rathwell to St. Louis for Paul Curtis.
12-27-73	Traded Tracy Pratt and John Gould to Vancouver for Jerry Korab.

1974

DATE	TRANSACTION
1-21-74	Traded Paul Curtis to the New York Rangers for Real Lemieux.
3-10-74	Traded Doug Rombough to the New York Islanders for Brian Spencer.
6-10-74	Lost Ron Busniuk to Detroit in Intra-League Draft.
6-12-74	Lost Paul Terbenche to Kansas City and Steve Atkinson and Randy Wyrozub to Washington in the Expansion Draft.
10-14-74	Traded Gerry Meehan and Mike Robitaille to Vancouver for Jocelyn Guevremont and Bryan McSheffrey.

1975

DATE	TRANSACTION
1-27-75	Traded Norm Gratton and a third-round draft choice in 1976 (Ron Zanussi) to Minnesota for Fred Stanfield.
3-3-75	Traded the rights to Garry Lariviere to the New York Islanders for the rights to Gerry Desjardins.
10-1-75	Sold Rocky Farr to Kansas City.
10-1-75	Traded Larry Carriere, a first-round draft choice in 1976 (Greg Carroll) and cash to Atlanta for Jacques Richard.

1976

DATE	TRANSACTION
6-11-76	Traded the rights to free agent Peter McNab to Boston for the rights to free agent Andre Savard.

1977

DATE	TRANSACTION
3-3-77	Sold Roger Crozier to Washington.
9-20-77	Traded Brian Spencer to Pittsburgh for Ron Schock.

1979

DATE	TRANSACTION
2-6-79	Traded Gary McAdam to Pittsburgh for Dave Schultz.
3-12-79	Traded Jocelyn Guevremont to the New York Rangers for a third-round draft choice in 1979 (Jacques Cloutier) and a third-round draft choice in 1980 (Sean McKenna).
6-13-79	Lost Lee Fogolin and Ron Areshenkoff to Edmonton, Terry Martin to Quebec and Dave Given to Hartford in the Expansion Draft.
10-5-79	Traded Rene Robert to Colorado for John Van Boxmeer.
11-13-79	Traded Alex Tidey to Edmonton for John Gould.

1980

DATE	TRANSACTION
3-10-80	Traded Jerry Korab to Los Angeles for a first-round draft choice in 1982 (Phil Housley).
10-30-80	Traded Bill Stewart to St. Louis for Bob Hess and a fourth-round draft choice in 1981 (Anders Wickenberg).

1981

DATE	TRANSACTION
1-12-81	Lost Rick Dudley on waivers to Winnipeg.
3-10-81	Traded Rick Martin to Los Angeles for a third-round draft choice in 1981 (Colin Chisholm) and a first-round draft choice in 1983 (Tom Barrasso).
3-10-81	Traded Don Luce to Los Angeles for a sixth-round draft choice in 1982 (Jeff Parker) and cash.
10-5-81	Acquired Yvon Lambert from Montreal and lost Rob McClanahan to Hartford in Waiver Draft.
12-2-81	Traded Jim Schoenfeld, Danny Gare and Derek Smith to Detroit for Mike Foligno, Dale McCourt and Brent Peterson.
12-2-81	Traded Bob Sauve to Detroit for a conditional first-round draft choice (Sauve was returned to the Sabres after the 1981-82 season).

1982

DATE	TRANSACTION
2-8-82	Acquired Paul Harrison on waivers from Pittsburgh.
6-9-82	Traded Alan Haworth and a third-round draft choice in 1982 (Milan Novy) to Washington for a second-round draft choice (Mike Anderson) and a fourth-round draft choice (Timo Jutila) in 1982.
6-9-82	Traded Don Edwards, Richie Dunn, a second-round draft choice in 1982 (Rich Kromm) and a first-round draft choice in 1983 (Dan Quinn) to Calgary for a first-round draft choice (Paul Cyr) and second-round draft choice (Jens Johansson) in 1982 and a first-round draft choice (Norm Lacombe) and a second-round draft choice in 1983 (John Tucker).
6-9-82	Traded a 12th-round draft choice in 1982 (Marco Callas) to Washington for a 12th-round draft choice in 1983 (Kermit Salfi)

1983

DATE	TRANSACTION
6-6-83	Traded Tony McKegney, Andre Savard, J.F. Sauve and a third-round draft choice in 1983 (Iirvo Jarvi) to Quebec for Real Cloutier and a first-round draft choice in 1983 (Adam Creighton).
10-3-83	Lost John Van Boxmeer to Quebec in the Waiver Draft.

1984

DATE	TRANSACTION
12-6-84	Traded Steve Patrick and Jim Wiemer to the New York Rangers for Dave Maloney and Chris Renaud.

1985

DATE	TRANSACTION
9-9-85	Purchased Don Lever from New Jersey.
10-4-85	Traded Randy Cunneyworth and Mike Moller to Pittsburgh for Pat Hughes.
10-7-85	Lost Brent Peterson to Vancouver in the Waiver Draft.
10-15-85	Traded Bob Sauve to Chicago for a third-round draft choice in 1985 (Kevin Kerr).

1986

DATE	TRANSACTION
1-30-86	Traded Larry Playfair, Sean McKenna and Ken Baumgarter to Los Angeles for Brian Engblom and Doug Smith.
3-11-86	Traded a 12th-round draft choice in 1986 (Doug Kirton) to New Jersey for Phil Russell.
4-22-86	Traded a third-round draft choice in 1987 (Ross Wilson) to Los Angeles for an eighth-round draft choice in 1987 (Tim Roberts) and future considerations.
6-21-86	Traded Gilles Hamel to Winnipeg for Scott Arniel.
10-3-86	Traded Brian Engblom to Calgary for Jim Korn.
10-6-86	Acquired Clark Gillies from the New York Islanders and Wilf Paiement from the New York Rangers while losing Pat Hughes to St. Louis and Mal Davis to Los Angeles in the Waiver Draft.
10-7-86	Traded Ric Seiling to Detroit for future considerations.
11-19-86	Traded a second-round draft choice in 1988 (Martin St. Amour) to Montreal for Tom Kurvers.

1987

DATE	TRANSACTION
3-6-87	Traded Norm Lacombe, the professional rights to Wayne Van Dorp and a fourth-round draft choice in 1987 (Peter Eriksson) to Edmonton for Mark Napier, Lee Fogolin and a fourth-round draft choice in 1987 (John Bradley).
5-22-87	Traded Jim Korn to New Jersey for Jan Ludvig.
6-13-87	Traded Tom Kurvers to New Jersey for a third-round draft choice in 1987 (Andrew MacVicar) and a 10th-round draft choice in 1989 (Mark Astley).
10-5-87	Acquired Ed Hospodar from Philadelphia and Kevin Maguire from Toronto and lost Dave Fenyves to Philadelphia in the Waiver Draft.
10-13-87	Traded Andy Ristau to Minnesota for a sixth-round draft choice in 1988 (David Di Vita).
12-31-87	Traded Paul Cyr and a 10th-round draft choice in 1988 (Eric Fenton) to the New York Rangers for Mike Donnelly and a fifth-round draft choice in 1988 (Alexander Mogilny).

1988

DATE	TRANSACTION
2-11-88	Traded Steve Dykstra and a seventh-round draft choice in 1989 (Davis Payne) to Edmonton for Scott Metcalfe and a ninth-round draft choice in 1989 (Donald Audette).
10-3-88	Acquired Steve Smith from Calgary and lost Doug Smith to Edmonton and Jim Hofford to Los Angeles in the Waiver Draft.
10-3-88	Acquired Wayne Van Dorp from Pittsburgh for a seventh-round draft choice in 1990 (Pat Neaton).
10-21-88	Traded Bob Logan and a ninth-round draft choice in 1989 (Jim Giacin) to Los Angeles for Larry Playfair.
11-12-88	Traded Tom Barrasso and a third-round draft choice in 1990 (Joe Dziedzic) to Pittsburgh for Doug Bodger and Darrin Shannon.
12-26-88	Traded Adam Creighton and future considerations to Chicago for Rick Vaive and future considerations.

1989

DATE	TRANSACTION
2-16-89	Traded Wayne Van Dorp to Chicago for a seventh-round draft choice in 1990 (Viktor Gordiouk).
3-6-89	Traded Calle Johansson and a second-round draft choice in 1989 (Byron Dafoe) to Washington for Clint Malarchuk, Grant Ledyard and a sixth-round draft choice in 1991 (Brian Holzinger).
3-7-89	Traded Lindy Ruff to the New York Rangers for a fifth-round draft choice in 1990 (Richard Smehlik).
6-1-89	Traded Mark Ferner to Washington for Scott McCrory.
6-17-89	Traded Joe Reekie to the New York Islanders for a sixth-round draft choice in 1989 (Bill Pye).
9-29-89	Traded Jacques Cloutier and a sixth-round draft choice in 1990 (Derek Edgerly) to Chicago for Steve Ludzik and a fifth-round draft choice in 1990 (Todd Bojcun).
10-2-89	Lost Mikael Andersson to Hartford in the Waiver Draft.
10-4-89	Traded a fourth-round draft choice in 1991 (Keith Redmond) to Los Angeles for Dean Kennedy.
11-24-89	Traded Bob Halkidis and future considerations to Los Angeles for Dale DeGray and future considerations.

1990

DATE	TRANSACTION
1-5-90	Traded John Tucker to Washington for future considerations.
3-5-90	Traded Kevin Maguire and a second-round draft choice in 1990 (Mikael Renberg) to Philadelphia for Jay Wells and a fourth-round draft choice in 1991 (Peter Ambroziak).
6-16-90	Traded Phil Housley, Scott Arniel, Jeff Parker and a first-round draft choice in 1990 (Keith Tkachuk) to Winnipeg for Dale Hawerchuk and a first-round draft choice in 1990 (Brad May).
7-3-90	Purchased John Tucker from the Washington Capitals.
7-9-90	Traded Ray Sheppard to the New York Rangers for cash and future considerations.
9-30-90	Traded Mike Donnelly to Los Angeles for Mikko Makela. Traded Shawn Anderson to Washington for Bill Houlder.
12-17-90	Traded Mike Foligno and an eighth-round draft choice in 1991 (Thomas Kucharcik) to Toronto for Lou Franceschetti and Brian Curran.

1991

DATE	TRANSACTION
1-21-91	Traded John Tucker to the New York Islanders for future considerations.
3-5-91	Traded the rights to Ken Priestlay to Pittsburgh for Tony Tanti. Acquired Steve Weeks from Vancouver for future considerations.
5-26-91	Traded Darcy Wakaluk to Minnesota for an eighth-round draft choice in 1991 (Jiri Kuntos).
5-30-91	Lost Greg Paslawski to San Jose in the expansion draft.
6-22-91	Acquired Tom Draper from Winnipeg for future considerations (Buffalo's seventh-round choice in 1992 - Artur Oktyabrev).
10-11-91	Traded Darrin Shannon, Dean Kennedy and Mike Hartman to Winnipeg for Dave McLlwain, Gord Donnelly, Winnipeg's fifth-round choice (Yuri Khmylev) in 1992 and future considerations.
10-24-91	Acquired Colin Patterson from Calgary for future considerations.
10-25-91	Traded Pierre Turgeon, Uwe Krupp, Dave McLlwain and Benoit Hogue to the New York Islanders for Pat LaFontaine, Randy Wood and Randy Hillier.

1992

DATE	TRANSACTION
3-9-92	Traded Dave Snuggerud to San Jose for Wayne Presley. Traded Jay Wells to the New York Rangers for Randy Moller.
3-10-92	Traded Kevin Haller to Montreal for Petr Svoboda. Acquired Dave Hannan from Toronto for a sixth-round draft choice (Chris Deruiter) in 1992.
6-15-92	Traded Christian Ruuttu and future considerations to Winnipeg for Stephane Beauregard.
6-18-92	Lost Darcy Loewen and Brad Miller to Ottawa in the expansion draft.
8-7-92	Traded Stephane Beauregard and future considerations (fourth-round pick in 1993 - Eric Daze) to Chicago for Dominik Hasek.
10-9-92	Claimed Bob Sweeney on waivers from Boston.

1993

DATE	TRANSACTION
2-3-93	Traded Dave Andreychuk, Daren Puppa, and the team's first-round draft choice in 1993 (Kenny Jonsson) to Toronto for Grant Fuhr and the Maple Leafs' fifth-round pick (Kevin Popp) in the 1995 Draft.
3-22-93	Traded Mike Ramsey to the Pittsburgh Penguins for Bob Errey.
6-24-93	Lost Bill Houlder and Bob Corkum to Anaheim in the expansion draft.
9-1-93	Traded Jozef Cierny and a future draft choice (fourth round in 1994 - Jussi Tarvainen) to Edmonton for Craig Simpson.
9-30-93	Traded Tom Draper to the New York Islanders for future considerations (Steve Plouffe, 7th-round choice, 1994 Draft).
10-27-93	Traded Keith Carney and a future draft choice (sixth-round pick in 1995 - Marc Magliarditi) to Chicago for Craig Muni and Chicago's fifth-round choice in 1995 (Daniel Bienvenue).
12-15-93	Traded Gord Donnelly to the Dallas Stars for James Black and a conditional draft choice in 1994 (Steve Webb).

1994

DATE	TRANSACTION
7-8-94	Acquired Kevin McClelland from the Winnipeg Jets in exchange for future considerations.
7-26-94	Traded Sean O'Donnell to the Los Angeles Kings for Doug Houda.

1995

DATE	TRANSACTION
1-18-95	Lost Randy Wood to Toronto in the Waiver Draft.
2-14-95	Traded Philippe Boucher, Grant Fuhr, and Denis Tsygurov to Los Angeles for Charlie Huddy, Robb Stauber, Alexei Zhitnik, and a fifth-round draft choice in 1995 (Marian Menhart).
4-7-95	Traded Petr Svoboda to Philadelphia for Garry Galley. Traded Ken Sutton to Edmonton for Scott Pearson.
7-8-95	Traded Alexander Mogilny and a fifth-round draft choice in 1995 (Todd Norman) to Vancouver for Mike Peca, Mike Wilson, and a first-round draft choice in 1995 (Jay McKee).
10-2-95	Lost Bob Sweeney to New York Islanders and claimed Brent Hughes from Boston and Rob Conn from New Jersey in the Waiver Draft.
11-16-95	Traded Doug Bodger to San Jose for Vaclav Varada, Martin Spanhel, Philadelphia's fourth-round draft pick in 1996 (Mike Martone), and either the Flyers' or Toronto's first-round draft pick in 1996 (to be determined by Philadelphia prior to the draft).

1996

DATE	TRANSACTION
2-1-96	Acquired Bob Boughner from the Florida Panthers in exchange for a conditional fourth-round draft choice in 1996 (Chris Allen).
2-15-96	Traded Craig Muni and the first-round draft pick in the 1996 draft (Daniel Briere) acquired in the three-team trade in November, 1995 involving San Jose, Philadelphia, and Buffalo, in exchange for Darryl Shannon and Michal Grosek.
3-19-96	Traded Charlie Huddy and a seventh-round draft pick in 1996 (Daniel Corso) to the St. Louis Blues for Denis Hamel.
3-20-96	Traded Dave Hannan to the Colorado Avalanche for a sixth-round draft choice in the 1996 NHL Draft. Also traded Yuri Khmylev and an eighth-round pick in 1996 (Andrei Podkonicky) to St. Louis for a second-round draft choice in 1996 (Cory Sarich), a third-round pick in 1997 (Maxim Afinogenov), and defenseman Jean-Luc Grand-Pierre.

1997

DATE	TRANSACTION
3-18-97	Traded Barrie Moore and Craig Millar to Edmonton in exchange for Miroslav Satan.
9-24-97	Acquired Jason Woolley from the Pittsburgh Penguins in exchange for a 1998 fifth-round draft choice (Robert Scuderi).
9-29-97	Traded Pat LaFontaine to the New York Rangers in exchange for a second-round draft pick in 1998 (Andrew Peters) and future considerations.
11-12-97	Traded Andrei Trefilov to the Chicago Blackhawks for an undisclosed 1998 draft choice.

1998

DATE	TRANSACTION
2-4-98	Acquired Geoff Sanderson from the Vancouver Canucks in exchange for Brad May and a third-round draft pick in 1999.
3-24-98	Acquired Paul Kruse and Jason Holland from the New York Islanders in exchange for Jason Dawe. Note: Holland was assigned to Rochester following trade.
6-18-98	Acquired Kay Whitmore, a second-round draft choice in 1998 (Jaroslav Kristek) and future considerations from the San Jose Sharks in exchange Steve Shields and a fourth-round draft pick in 1998 (Miroslav Zalesak). Note: Did not extend qualifying offer to Whitmore (on 7-1-98), making goaltender an unrestricted free agent.
6-26-98	Bob Boughner selected by the Nashville Predators in the 1998 Expansion Draft held in Buffalo.
12-18-98	Rumun Ndur claimed off waivers by New York Rangers. Traded Donald Audette to the Los Angeles Kings in ex change for a 1999 second-round draft choice (Milan Bartovic).

1999

DATE	TRANSACTION
3-11-99	Acquired Stu Barnes from the Pittsburgh Penguins in exchange for Matthew Barnaby.
3-23-99	Acquired Joe Juneau and a 1999 third-round draft choice (Tim Preston) from the Washington Capitals in exchange for Alexei Tezikov. Traded Mike Wilson to the Florida Panthers in exchange for Rhett Warrener and a 1999 fifth-round draft choice (Ryan Miller). Traded Derek Plante to the Dallas Stars in exchange for a 1999 second-round draft choice (Michael Zigomanis).
6-25-99	Darryl Shannon selected by Atlanta Thrashers in the 1999 Expansion Draft. Sent Dean Sylvester to the Atlanta Thrashers for future considerations.

2000

DATE	TRANSACTION
1-23-00	Acquired Vladimir Tsyplakov from Los Angeles in exchange for an eighth-round draft choice in the 2000 NHL Draft.
3-10-00	Acquired Chris Gratton and a second-round draft choice in 2001 (Derek Roy) from Tampa Bay in exchange for Wayne Primeau, Brian Holzinger, Cory Sarich, and a third-round pick in the 2000 NHL Draft. Acquired Doug Gilmour and Jean-Pierre Dumont from Chicago in exchange for Michal Grosek.
6-23-00	Dwayne Roloson and Geoff Sanderson selected by Columbus in the 2000 Expansion Draft. Sent Jean-Luc Grand-Pierre, Matt Davidson and fifth-round picks in 2000 and 2001 Draft to Columbus in exchange for future considerations.
10-6-00	Claimed Peter Skudra off waivers from Boston.

2001

DATE	TRANSACTION
3-13-01	Acquired Donald Audette from Atlanta for Kamil Piros and a fourth-round pick in 2001 NHL Draft; acquired Steve Heinze from Columbus for a third-round draft pick in 2001 NHL Draft.
6-24-01	Traded Michael Peca to the New York Islanders for Tim Connolly and Taylor Pyatt.
7-1-01	Traded Dominik Hasek to Detroit for Vyacheslav Kozlov, a first-round draft pick in the 2002 NHL Draft and future considerations.

2002

DATE	TRANSACTION
6-22-02	Traded Vyacheslav Kozlov and the 41st pick in the 2002 NHL Draft to Atlanta for the 31st and 82nd picks in the 2002 NHL Draft; Acquired Jochen Hecht from Edmonton for the 31st and 82nd picks in the 2002 NHL Draft.
7-24-02	Acquired Adam Mair and a fifth-round draft choice in the 2003 NHL Draft from Los Angeles in exchange for Erik Rasmussen.
11-16-02	Traded Jason Woolley to Detroit for future considerations.

2003

DATE	TRANSACTION
2-25-03	Acquired Jakub Klepis from Ottawa in exchange for Vaclav Varada and a fifth-round draft pick in 2003 NHL Draft.
3-10-03	Traded Stu Barnes to Dallas for Mike Ryan and Dallas' second-round draft choice in the 2003 NHL Draft (Branislav Fabry).
3-10-03	Traded Rob Ray to Ottawa for future considerations.
3-11-03	Acquired Daniel Briere and Phoenix's third-round pick in the 2004 NHL Draft (Andrej Sekera) for Chris Gratton and Buffalo's fourth-round choice in the 2004 Draft (Liam Reddox).
7-3-03	Acquired Steven Reinprecht from Colorado in exchange for Keith Ballard; Acquired Chris Drury and Steve Begin from Calgary in exchange for Rhett Warrener and Reinprecht.

2004

DATE	TRANSACTION
3-08-04	Acquired Brad Brown and a sixth-round pick in the 2005 NHL Draft (Vyacheslav Buravchikov) from Minnesota in exchange for a fourth-round pick in the 2005 NHL Draft.
3-09-04	Acquired Jeff Jillson and a ninth-round pick in the 2005 NHL Draft from San Jose in exchange for Curtis Brown and Andy Delmore; Acquired Mike Grier from Washington in exchange for Jakub Klepis.

2005

DATE	TRANSACTION
8-25-05	Acquired Toni Lydman from Calgary in exchange for a third-round pick in the 2006 NHL Draft.

2006

DATE	TRANSACTION
3-09-06	Traded Mika Noronen to Vancouver in exchange for a second-round pick in the 2006 NHL Draft (Jhonas Enroth).

2007

DATE	TRANSACTION
2-27-07	Acquired Dainius Zubrus and Timo Helbling from Washington for Jiri Novotny and Buffalo's first-round pick in the 2007 Draft; acquired Ty Conklin from Columbus in exchange for Buffalo's fifth-round pick in the 2007 Draft; acquired Mikko Lehtonen from Nashville in exchange for Buffalo's fourth-round pick in the 2007 Draft; traded Martin Biron to Philadelphia for their second-round pick in the 2007 Draft (TJ Brennan).

2008

DATE	TRANSACTION
2-26-08	Acquired Steve Bernier and a first-round pick in 2008 Draft (Tyler Ennis) from San Jose in exchange for Brian Campbell and a seventh-round pick in 2008 Draft.
7-04-08	Traded Steve Bernier to Vancouver in exchange for a second-round pick in 2010 Draft and a third-round pick in 2009 Draft; Acquired Craig Rivet and a seventh-round pick in 2010 Draft from San Jose in exchange for a second-round pick in 2009 Draft and a second-round pick in 2010 Draft.
10-1-08	Claimed Matt Ellis off waivers from Los Angeles.

2009

DATE	TRANSACTION
3-4-09	Acquired Mikael Tellqvist from Phoenix in exchange for a Buffalo's fourth-round pick in the 2010 NHL Draft; Acquired Dominic Moore from Toronto in exchange for Buffalo's second-round pick in the 2009 NHL Draft; Acquired Edmonton's second-round pick in the 2009 NHL Draft in exchange for Ales Kotalik.
10-20-09	Acquired third-round pick in the 2010 NHL Draft and conditional 2010 draft pick from Boston in exchange for Daniel Paille.

2010

DATE	TRANSACTION
3-3-10	Acquired Raffi Torres from Columbus in exchange for Nathan Paetsch and second-round pick (previously acquired from Vancouver) in the 2010 NHL Draft; Acquired third- and fourth-round picks in 2010 Draft from Atlanta in exchange for Clarke MacArthur.

2011

DATE	TRANSACTION
2-26-11	Lost Craig Rivet on waivers to Columbus.
2-27-11	Acquired Brad Boyes from St. Louis in exchange for a second-round pick in the 2011 NHL Draft.
6-25-11	Acquired Robyn Regehr, Ales Kotalik and a second-round pick in the 2012 NHL Draft from Calgary in exchange for Paul Byron and the rights to Chris Butler.

2012

DATE	TRANSACTION
2-27-12	Acquired Cody Hodgson and Alexander Sulzer from Vancouver in exchange for Zack Kassian and Marc-Andre Gragnani.
2-27-12	Acquired a first-round pick in the 2012 NHL Draft from Nashville in exchange for Paul Gaustad and a fourth-round pick in the 2013 NHL Draft.
6-29-12	Acquired rights to Christian Ehrhoff from the New York Islanders in exchange for a fourth-round pick in the 2012 NHL Draft.
7-2-12	Acquired Steve Ott and Adam Pardy from Dallas in exchange for Derek Roy.

2013

DATE	TRANSACTION
3-15-13	Acquired a fifth-round pick (Gustav Possler) in the 2013 NHL Draft from Florida in exchange for TJ Brennan.
3-30-13	Acquired a second-round pick (Justin Bailey) and a fifth-round pick (Anthony Florentino) in the 2013 NHL Draft from the St. Louis Blues in exchange for Jordan Leopold.
4-1-13	Acquired a second-round pick in the 2014 NHL Draft and a second-round pick in the 2015 NHL Draft from the Los Angeles Kings in exchange for Robyn Regehr.
4-3-13	Acquired Johan Larsson, Matt Hackett, a first-round pick (Nikita Zadorov) in the 2013 NHL Draft and a second-round pick in the 2014 NHL Draft from the Minnesota Wild in exchange for Jason Pominville.
6-30-13	Acquired Jamie McBain and a second-round pick (J.T. Compher) in the 2013 NHL Draft from the Carolina Hurricanes in exchange for Andrej Sekera.
10-27-13	Acquired Matt Moulson, a first-round pick in the 2015 NHL Draft and a second-round pick (Brendan Guhle) in the 2015 NHL Draft from the New York Islanders in exchange for Thomas Vanek
11-27-13	Claimed Matt D'Agostini off waivers from Pittsburgh
11-28-13	Lost Corey Tropp on waivers to Columbus
12-19-13	Acquired Linus Omark from the Edmonton Oilers in exchange for a conditional sixth-round pick in the 2014 NHL Draft

2014

DATE	TRANSACTION
1-3-14	Claimed Zenon Konopka off waivers from the Minnesota Wild
2-28-14	Acquired Jaroslav Halak, Chris Stewart, William Carrier, a first-round pick in the 2015 NHL Draft and third-round pick in the 2016 NHL Draft from St. Louis in exchange for Ryan Miller and Steve Ott
3-5-14	Acquired Nicolas Deslauriers and Hudson Fasching from Los Angeles in exchange for Brayden McNabb, Jonathan Parker, a second-round pick in the 2014 NHL Draft and a second-round pick in the 2015 NHL Draft; Acquired Michal Neuvirth and Rostislav Klesla from Washington in exchange for Jaroslav Halak and a third-round pick in the 2015 NHL Draft; Acquired Torrey Mitchell, a second-round pick in the 2014 NHL Draft and a second-round pick in the 2016 NHL Draft from Minnesota in exchange for Matt Moulson and Cody McCormick; Claimed Cory Conacher off waivers from Ottawa
7-1-14	Acquired Josh Gorges from Montreal in exchange for a second-round pick in the 2016 NHL Draft.
7-9-14	Acquired Jordan Samuels-Thomas from Winnipeg in exchange for a conditional seventh-round pick in the 2015 NHL Draft.
12-16-14	Acquired Jerry D'Amigo from Columbus in exchange for Luke Adam.

2015

DATE	TRANSACTION
2-11-15	Acquired Evander Kane, Zach Bogosian and Jason Kasdorf from Winnipeg in exchange for Drew Stafford, Tyler Myers, Joel Armia, the rights to Brendan Lemieux and a first-round pick in the 2015 NHL Draft; Acquired Anders Lindback and a conditional third-round pick in the 2016 NHL Draft from Dallas in exchange for Jhonas Enroth.
3-2-15	Acquired a fifth-round pick in the 2016 NHL Draft in exchange for Brian Flynn; Acquired Chad Johnson and a third-round pick in the 2016 NHL Draft from the New York Islanders in exchange for Michal Neuvirth; Acquired Jack Nevins and a seventh-round pick in the 2016 NHL Draft from Montreal in exchange for Torrey Mitchell; Acquired a second-round pick in the 2017 NHL Draft from Minnesota in exchange for Chris Stewart.
6-26-15	Acquired Robin Lehner and David Legwand from Ottawa in exchange a first-round pick in the 2015 NHL Draft; Acquired Ryan O'Reilly and Jamie McGinn from Colorado in exchange for Nikita Zadorov, Mikhail Grigorenko, J.T. Compher and a second-round pick in the 2015 NHL Draft.

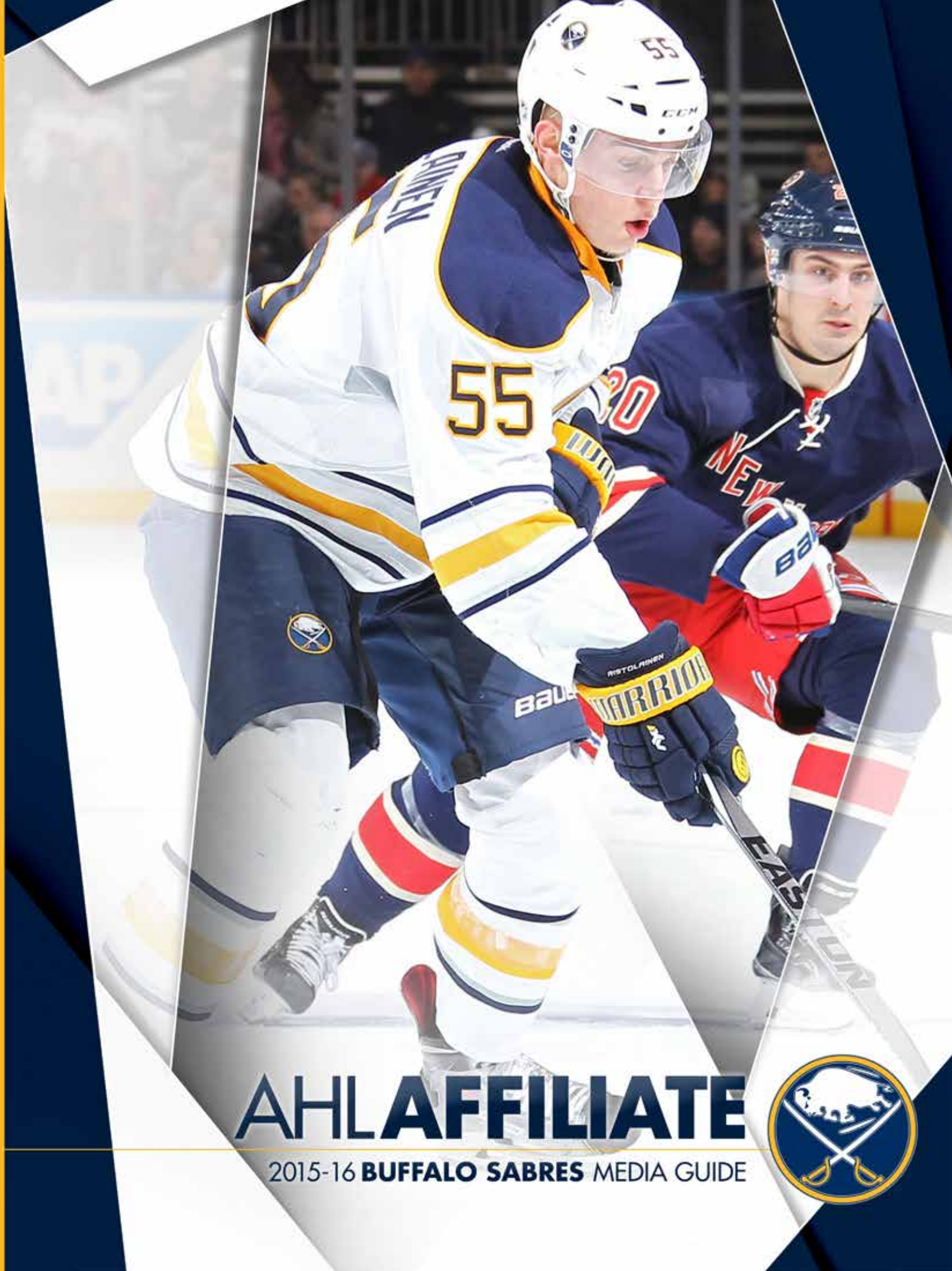

AHL**AFFILIATE**

2015-16 **BUFFALO SABRES** MEDIA GUIDE

ROCHESTER AMERICANS
AMERKS CLUB DIRECTORY

EXECUTIVES

Owner/CEO ..... Terry Pegula
President/Alternate Governor ..... Russ Brandon
General Manager ..... Tim Murray
VP of Business Operations ..... Rob Kopacz
Director of Strategic Planning ..... Jody Gage

COACHING & HOCKEY OPERATIONS

Head Coach ..... Randy Cunneyworth
Assistant Coach ..... Chris Taylor
Goaltending Coach ..... Bob Janosz
Strength and Conditioning Coach ..... Jason Kilijanski
Athletic Trainer ..... Bob Mowry
Assistant Athletic Trainer ..... Kent Weisbeck
Equipment Manager ..... Ben Laing
Assistant Equipment Manager ..... Thomas Anderson
Video/Administrative Coach ..... Kyle Smith
Hockey Technologies Assistant ..... Steve Pignata
Equipment Assistant ..... Jack Heyman
Team Doctor ..... Dr. Robert Bronstein, MD
Team Chiropractor ..... Dr. Donald Dudley
Team Dentist ..... Dr. Ned Nicosia, DDS
Team Physician ..... Dr. Jeffery Bazarian
Internal Medicine ..... Dr. Marc Berliant, DDS

COMMUNITY/PUBLIC RELATIONS

Director of Public Relations ..... Rob Crean
Manager of Communications & Alumni Relations ..... Warren Kosel
Play-by-Play Broadcaster ..... Don Stevens
Team Photographer ..... Micheline Veluvolu

MARKETING

Manager of Digital Media & Marketing ..... Jessica Baldwin

CORPORATE SPONSORSHIP

Director of Partnership Development ..... Chad Buck
Partnership Service Manager ..... Nicole Petix

GAME PRESENTATION

Director of Game Presentation ..... Caitlin Salemi
Editor/Videographer ..... Bryan Darrow

TICKET OPERATIONS

Director of Ticket Sales & Service ..... Nick Nucci
Manager of Ticket Operations ..... Cailin Kukuvka
Group Ticket Sales Coordinator ..... Chris LaFlair
Group Sales Associate ..... Chadd Tubbs
Group Sales Associate ..... Aaron Penning
Youth Hockey Coodinator/ Ticket Sales Associate ..... Nick Pappas
Receptionist ..... Cindy Barber

MERCHANDISE

Director of Merchandise ..... Mike Kaminska
Store Manager ..... Hadley Merrill

GENERAL INFORMATION

Executive Offices ..... Blue Cross Arena at the War Memorial
One War Memorial Square, Rochester, NY 14614
Ticket Hotline 1.855.GO.AMERKS
Telephone/Executive Offices 585.454.5335
Fax Number 585.454.3954
Website ..... www.AMERKS.com
Home Ice ..... Blue Cross Arena at the War Memorial
Rink Dimensions ..... 197 ft x 85 ft
Seating Capacity 10,662
Location of Press Box ..... Suite Level
NHL Affiliate ..... Buffalo Sabres
Club Colors ..... Red, White, Blue
Home Uniforms ..... Base - White; Trim - Blue, Red
Road Uniforms ..... Base - Blue; Trim - White, Red
Individual Ticket Prices:
Advance Pricing $24.00, $22.00, $20.00, $12.00
Day of Game Pricing $25.00, $23.00, $21.00, $13.00
Home Game Times ..... Monday-Saturday @ 7:05 p.m., & 7:35 p.m.
..... Sunday @ 3:05 p.m. and 5:05 p.m.
TV Station ..... Time Warner Cable SportsNet Channel 26
Radio Station ..... Fox Sports 1280 Rochester
Webcasts ..... AHL Live and whtk.com

PRACTICE FACILITY

Arena ..... Bill Gray's Regional Iceplex
..... 2700 Brighton-Henrietta Townline Rd., Rochester, NY 14623
Telephone Number ..... (585) 454-4625
Website ..... www.billgraysiceplex.com

HISTORY OF THE AFFILIATION EST. 1956

After three seasons with the Portland Pirates, the Buffalo Sabres renewed their affiliation with the Rochester Americans before the 2011-12 season. The 2015-16 season will mark the 34th season of affiliation between the Sabres and Amerks, one of the longest relationships between an NHL team and its AHL affiliate.

The Amerks are entering their historic 60th season in the American Hockey League and the team will once again be an essential pipeline for future Sabres stars. Last season, more than a dozen Amerks saw time with the Sabres, the most of any year since Buffalo's realignment with Rochester.

It was during the 1979-80 campaign that the two organizations first formed a professional hockey partnership. Billy Inglis was the first head coach of the Amerks during the affiliation. Future coaches would include Mike Keenan, Joe Crozier, Jim Schoenfeld, Don Lever, John Van Boxmeer, John Tortorella, Brian McCutcheon and Randy Cunneyworth. Both Keenan (New York Rangers, 1994) and Tortorella (Tampa Bay Lightning, 2004) went on to coach NHL teams to Stanley Cup victories.

In 33 years of affiliation, the Amerks have compiled a record of 1,282-1,056-262-24 in 2,624 regular season games and captured nine regular-season titles. During that period, the Amerks have captured three Calder Cup Championships (1983, 1987 and 1996) and have advanced to the Calder Cup Finals six times.

The Sabres and Pirates enjoyed a successful three-year affiliation (2008-09—2010-11), with the Pirates compiling a 131-79-16-13 overall record and a first-place finish in the Atlantic Division in 2010-11. During the three-year span, three Pirates players were named Dudley "Red" Garrett Memorial Award winners, an award given to the AHL's most outstanding rookie: Nathan Gerbe (2008-09), Tyler Ennis (2009-10) and Luke Adam (2010-11).

Besides the Sabres, the Amerks have been affiliated with the Montreal Canadiens, Toronto Maple Leafs, Boston Bruins, Vancouver Canucks and Florida Panthers.

RANDY CUNNEYWORTH — HEAD COACH

Randy Cunneyworth was named head coach of the Rochester Americans on July 28, 2015.

Cunneyworth returns for his second stint as head coach of the Amerks after guiding the team to a 306-273-61 record, as well as playoff appearances in six of eight seasons, from 2000-01 to 2007-08. His 306 wins are second-most in team history. In 2004-05, Cunneyworth led Rochester to the AHL's best regular-season record, going 51-19-6-4 to capture the MacGregor Kilpatrick Trophy. That season, Cunneyworth also earned the Louis A. R. Pieri Award as the AHL Coach of the Year.

Most recently, Cunneyworth served as development coach for the Sabres organization. Before re-joining the team during the 2013-14 season, Cunneyworth served as interim head coach for the NHL's Montreal Canadiens during the 2011-12 campaign. After starting the season as an assistant coach, Cunneyworth was promoted to interim head coach on Dec. 17, 2011 and guided the Canadiens to an 18-23-9 record in 50 games. His tenure in the Montreal organization also featured a one-year stint as head coach of the AHL's Hamilton Bulldogs, whom he guided to a first-place finish in the AHL's North Division followed by a trip to the Western Conference Final during the 2011 Calder Cup Playoffs.

In nine seasons as an AHL head coach with Rochester and Hamilton, Cunneyworth has compiled a record of 350-302-68 in 720 games, which ranks him eighth all-time in wins and games coached among AHL head coaches. He also ranks second among active coaches in games coached and third among active coaches in wins.

Prior to his time with the Canadiens organization, Cunneyworth spent two seasons as an assistant coach for the Atlanta Thrashers (2008-09 and 2009-10). He began his coaching career as a player-assistant coach with the Amerks under former head coach Brian McCutcheon during the 1999-00 AHL season and helped the team to an appearance in the Calder Cup Finals. Upon his retirement as a player, he was hired by the Amerks to serve as head coach the following season and retained that post for eight seasons, the longest consecutive tenure of any coach in team history.

During the 2006-07 season, Cunneyworth became only the second coach in team history to work 500 career games. He also passed legendary coach Joe Crozier for second place on Rochester's all-time wins list.

Cunneyworth's most successful season at the helm of the Amerks came during the 2004-05 campaign, when he guided Rochester to an AHL-best 51-19-6-4 record (112 points). In addition to earning the Louis A.R. Pieri Award as the AHL's Coach of the Year, the Amerks set several single-season franchise records, including most points (112) and the longest home winning streak, which saw Rochester win 17 consecutive home games between Dec. 17 and Mar. 4.

As a player, Cunneyworth had an NHL career that spanned parts of 16 seasons, including three as team captain of the Ottawa Senators. He began his NHL career with the Sabres in 1980-81 after the team selected him in the eighth round of the 1980 NHL Draft and returned to Buffalo in the 1998-99 season for what would be his final NHL season. In 866 career NHL games with Buffalo, Pittsburgh, Winnipeg, Hartford, Chicago and Ottawa, the Etobicoke, Ontario, native registered 414 points on 189 goals and 225 assists along with 1,280 penalty minutes.

Aside from two games with the Springfield Indians, Cunneyworth spent his entire American Hockey League career in Rochester. He began his career with the Amerks as a rookie in 1980-81 and went on to record 239 points (101+138) in 377 games over parts of seven seasons, highlighted by a Calder Cup championship in 1982-83. Cunneyworth would spend two more seasons with the Amerks before departing for the NHL in 1985-86, where he would remain for the next 13 seasons. He would ultimately find his way back to the Sabres in 1998-99, helping Buffalo to the 1999 Stanley Cup Final while also taking the Amerks to the Calder Cup Finals that same year and again in 2000 as a player-coach for Rochester.

Cunneyworth retired from hockey following the 1999-00 season, ending his career in Rochester ranked 13th on the franchise's all-time games played list (377) and 19th in goals (101) while finishing 22nd among all-time forwards in points (239).

CHRIS TAYLOR — ASSISTANT COACH

Chris Taylor was named as the assistant coach of the Rochester Americans on Feb. 25, 2013 after first joining the Amerks staff as development coach prior to the 2011-12 season. Before joining the coaching staff, Taylor enjoyed a 19-year professional career as a player that saw him become one of the all-time Amerk greats to ever don the red, white and blue.

In 2013-14, Taylor helped guide the Amerks to a record of 37-28-6-5 (85 points) and a berth in the American Hockey League's Calder Cup Playoffs for the third consecutive year. He also oversaw a power-play unit that ranked 10th in the AHL with a 19.8 percent efficiency, marking the second straight year that the Amerks ranked in the top 10 in man-advantage scoring. Over the course of the season, a total of 16 different players appeared in games for both the Amerks and Sabres as the Rochester coaching staff continued to successfully develop NHL players.

During the 2012-13 season, Taylor helped guide the Amerks to a record of 43-29-3-1 (90 points), good for second place in the North Division and seventh in the Western Conference, as well as a berth in the Calder Cup Playoffs for the second straight year. Taylor also oversaw a power-play unit that ranked fourth in the AHL at 20.3 percent.

In his first season as a member of the Amerks coaching staff in 2011-12, Taylor helped guide the team to a 36-26-10-4 record and a berth in the Calder Cup Playoffs. As development coach, Taylor was primarily responsible for working with the team's forwards. During the season, a total of 11 Amerks players (seven forwards) were called up to the Buffalo Sabres, including left wing Marcus Foligno, who worked extensively with Taylor during the season and was named the NHL Rookie of the Month for March after scoring 11 points in 11 games with the Sabres.

After spending parts of nine seasons with the Amerks between 1999 and 2011, Taylor finished his playing career ranked among the franchise's all-time leaders in assists (3rd, 339), games played (4th, 519), points (5th, 481) and goals (10th, 142). He also served as team captain during the 2004-05 and 2005-06 seasons and was an alternate captain during several other campaigns. Taylor received perhaps the highest honor of his career last season when he was unanimously inducted into the Amerks Hall of Fame on Jan. 10, 2015 in his first year of eligibility, becoming the 56th member of the prestigious club.

A member of the Amerks' 50th Anniversary Team, Taylor is also a three-time Amerks team MVP and scoring champion (2001-02, 2002-03, 2004-05) and is the only player in franchise history to achieve those two feats in the same season on three occasions. During his final season as a player in 2010-11, Taylor ranked second on the Amerks in scoring with 51 points (10+41) in 72 games. He also finished second on the team in scoring the previous year with 61 points (17+44) when he returned to Rochester following a three-year stint in Germany, where he played for Frankfurt and led the team in scoring all three seasons.

During the 2004-05 campaign in which the Amerks won the MacGregor Kilpatrick Trophy with the AHL's best regular-season record, Taylor was the Amerks scoring leader with 79 points (21+58) and was honored with the AHL's Fred T. Hunt Award for sportsmanship, determination and dedication to the game of hockey. Taylor also shares the franchise record for most assists in a single game with six, set on October 21, 2005.

During his pro career, Taylor appeared in 149 NHL games with the New York Islanders, Boston Bruins and Sabres, recording 32 points (11+21) and 48 penalty minutes. Of those 149 games, 90 came in a Buffalo uniform. In 2003-04, he set NHL career-highs in games played (54), goals (6), assists (6) and points (12) while with the Sabres.

Prior to joining the Sabres/Amerks organization in 1999, Taylor won two Turner Cup Championships with Denver and Utah of the International Hockey League. The Stratford, Ontario, native was originally drafted by the Islanders in the second round (27th overall) of the 1990 NHL Draft and finished his pro career with 1,297 games played at the NHL, AHL, IHL and European levels.

Taylor resides in Churchville with his wife, Lisa, and their two children, Samantha and Nicholas. He is the brother of former NHL player Tim Taylor, who won Stanley Cups with the Detroit Red Wings in 1997 and the Tampa Bay Lightning in 2004.

2014-15 FINAL STATISTICS — AMERICANS

No.	PLAYER	POS	GP	G	A	PTS	+/-	PIM	PP	PPA	SHG	SHA	GW	FG	IG	OT	UA	EN	SOG	SOA	SGW	SO%	SH	SH%
22	Phil Varone	C	55	15	29	44	-7	22	5	10	0	1	2	2	2	1	0	0	0	1	0	0.0	120	12.5
11	Tim Schaller	C	65	15	28	43	3	116	4	4	1	2	1	1	0	0	1	1	0	1	0	0.0	169	8.9
26	Johan Larsson	LW	44	15	25	40	12	38	3	11	0	0	1	0	0	0	0	1	0	2	0	0.0	116	12.9
25	Mikhail Grigorenko	C	43	14	22	36	-5	27	1	9	0	0	2	1	1	0	1	1	0	3	0	0.0	101	13.9
5	Chad Ruhwedel	D	72	10	26	36	-6	22	8	10	0	0	3	0	1	1	0	0	0	1	0	0.0	167	6.0
43	Dan Catenacci	RW	68	15	14	29	-7	60	2	1	0	0	3	2	1	0	2	1	0	1	0	0.0	99	15.2
29	*Jake McCabe	D	57	5	24	29	-3	50	3	4	0	0	0	1	0	0	0	0	0	0	0	0.0	83	6.0
21	Zac Dalpe	RW	44	16	12	28	-7	0	3	2	1	1	1	2	3	0	1	0	2	2	2	100.0	135	11.9
46	Brayden Irwin	RW	50	14	12	26	-2	22	4	4	0	0	1	0	1	0	1	1	0	0	0	0.0	118	11.9
19	Jerry D'Amigo (total)	LW	59	9	17	26	-4	47	1	2	0	1	1	0	1	0	0	1	0	0	0	0.0	93	9.7
	SPR	*LW*	*28*	*3*	*4*	*7*	*-4*	*26*	*1*	*1*	*0*	*0*	*1*	*0*	*0*	*0*	*0*	*0*	*0*	*0*	*0*	*0.0*	*36*	*8.3*
	RCH	*LW*	*31*	*6*	*13*	*19*	*0*	*21*	*0*	*1*	*0*	*1*	*0*	*0*	*1*	*0*	*0*	*1*	*0*	*0*	*0*	*0.0*	*57*	*10.5*
33	Joel Armia	RW	33	10	15	25	3	39	2	4	2	0	1	3	1	0	2	1	0	2	0	0.0	78	12.8
34	Jerome Leduc	D	76	6	19	25	-10	59	2	5	1	1	1	0	1	0	0	0	1	1	0	100.0	130	4.6
28	* William Carrier	LW	63	7	14	21	1	38	0	0	0	1	0	2	0	0	0	0	0	0	0	0.0	80	8.8
19	Luke Adam	C	27	8	12	20	-13	24	2	5	0	0	2	1	1	0	0	0	0	0	0	0.0	61	13.1
3	Mark Pysyk	D	54	3	14	17	-2	32	0	4	0	0	0	3	0	0	1	0	0	0	0	0.0	76	3.9
38	Brodie Reid (total)	RW	43	9	6	15	-10	8	2	1	0	0	3	1	1	0	1	1	0	1	0	0.0	71	12.7
	STJ	*RW*	*1*	*0*	*0*	*0*	*-2*	*0*	*0*	*0*	*0*	*0*	*0*	*0*	*0*	*0*	*0*	*0*	*0*	*0*	*0*	*0.0*	*1*	*0.0*
	ADK	*RW*	*11*	*3*	*2*	*5*	*-2*	*2*	*2*	*1*	*0*	*0*	*1*	*0*	*1*	*0*	*0*	*1*	*0*	*0*	*0*	*0.0*	*24*	*12.5*
	RCH	*RW*	*31*	*6*	*4*	*10*	*-6*	*6*	*0*	*0*	*0*	*0*	*2*	*1*	*0*	*0*	*1*	*0*	*0*	*1*	*0*	*0.0*	*46*	*13.0*
15	Evan Rankin	RW	32	8	7	15	4	8	1	2	0	0	2	3	0	1	1	0	0	1	0	0.0	42	19.0
37	Matt Ellis	LW	38	7	6	13	-6	2	3	0	0	0	0	0	0	0	0	0	0	0	0	0.0	65	10.8
4	Drew Bagnall	D	41	3	9	12	1	62	0	0	0	1	0	1	0	0	0	1	0	0	0	0.0	31	9.7
52	*Brady Austin	D	66	1	9	10	-16	31	0	1	1	0	1	0	0	0	0	0	0	0	0	0.0	88	1.1
24	*Allan McPherson	C	44	3	5	8	-13	4	1	0	0	0	1	1	0	0	0	0	0	0	0	0.0	50	6.0
18	*Jordan Samuels-Thomas	LW	63	3	5	8	-18	70	1	0	0	0	0	0	1	0	0	1	0	0	0	0.0	64	4.7
47	Matt MacKenzie	D	47	2	4	6	-1	77	0	0	0	0	1	0	0	1	0	0	0	0	0	0.0	39	5.1
92	Kevin Sundher	LW	31	1	4	5	-5	12	0	1	0	0	0	1	0	0	0	0	0	1	0	0.0	26	3.8
42	*Jayden Hart	RW	11	4	0	4	-3	7	0	0	0	0	0	1	0	0	1	0	0	0	0	0.0	21	19.0
16	Akim Aliu	RW	10	3	1	4	-2	51	0	0	0	0	1	0	0	0	0	0	0	0	0	0.0	13	23.1
10	Justin Mercier	LW	16	2	2	4	-5	8	0	1	0	0	0	0	2	0	0	1	0	0	0	0.0	34	5.9
55	Michael Pelech	C	10	1	3	4	4	21	0	0	0	0	0	0	0	0	0	0	0	0	0	0.0	5	20.0
32	*Sam Reinhart	C	3	0	3	3	0	0	0	2	0	0	0	0	0	0	0	0	0	0	0	0.0	5	0.0
14	*Justin Kea	C	26	2	0	2	-6	56	0	0	0	0	0	0	0	0	1	0	0	0	0	0.0	15	13.3
17	Colin Jacobs	C	9	1	1	2	-2	19	0	0	0	0	1	0	0	0	0	0	0	0	0	0.0	6	16.7
45	Nick Tuzzolino (total)	D	14	0	2	2	3	27	0	0	0	0	0	0	0	0	0	0	0	0	0	0.0	9	0.0
	UTI	*D*	*1*	*0*	*0*	*0*	*0*	*0*	*0*	*0*	*0*	*0*	*0*	*0*	*0*	*0*	*0*	*0*	*0*	*0*	*0*	*0.0*	*0*	*0.0*
	BNG	*D*	*10*	*0*	*1*	*1*	*2*	*23*	*0*	*0*	*0*	*0*	*0*	*0*	*0*	*0*	*0*	*0*	*0*	*0*	*0*	*0.0*	*8*	*0.0*
	RCH	*D*	*3*	*0*	*1*	*1*	*1*	*4*	*0*	*0*	*0*	*0*	*0*	*0*	*0*	*0*	*0*	*0*	*0*	*0*	*0*	*0.0*	*1*	*0.0*
2	Nick Petrecki	D	19	0	2	2	-1	56	0	0	0	1	0	0	0	0	0	0	0	0	0	0.0	14	0.0
16	Matt Pelech	D	39	0	2	2	-5	80	0	0	0	0	0	0	0	0	0	0	0	0	0	0.0	34	0.0
49	Matt Tassone	C	3	1	0	1	-1	7	0	0	0	0	0	1	0	0	0	0	0	0	0	0.0	3	33.3
27	*Curtis Leonard	D	1	0	1	1	0	0	0	0	0	0	0	0	0	0	0	0	0	0	0	0.0	1	0.0
48	Cameron Burt	D	3	0	1	1	-1	2	0	1	0	0	0	0	0	0	0	0	0	0	0	0.0	1	0.0
48	Eric Cornel	C	6	0	1	1	-2	0	0	1	0	0	0	0	0	0	0	0	0	0	0	0.0	13	0.0
8	*Matt Garbowsky	C	8	0	1	1	-3	0	0	0	0	0	0	0	0	0	0	0	0	0	0	0.0	10	0.0
49	*Matt Prapavessis	D	10	0	1	1	-3	2	0	1	0	0	0	0	0	0	0	0	0	0	0	0.0	8	0.0
1	*Andrey Makarov	G	39	0	1	1	0	2	0	0	0	1	0	0	0	0	0	0	0	0	0	0.0	0	0.0
40	*Travis Fullerton	G	1	0	0	0	0	0	0	0	0	0	0	0	0	0	0	0	0	0	0	0.0	0	0.0
35	*Sam Marotta	G	1	0	0	0	0	0	0	0	0	0	0	0	0	0	0	0	0	0	0	0.0	0	0.0
30	Matt Hackett	G	16	0	0	0	0	2	0	0	0	0	0	0	0	0	0	0	0	0	0	0.0	0	0.0
31	Nathan Lieuwen	G	16	0	0	0	0	2	0	0	0	0	0	0	0	0	0	0	0	0	0	0.0	0	0.0
23	*Jack Nevins (total)	LW	45	0	0	0	-13	98	0	0	0	0	0	0	0	0	0	0	0	0	0	0.0	24	0.0
	HAM	*LW*	*32*	*0*	*0*	*0*	*-8*	*88*	*0*	*0*	*0*	*0*	*0*	*0*	*0*	*0*	*0*	*0*	*0*	*0*	*0*	*0.0*	*13*	*0.0*
	RCH	*LW*	*13*	*0*	*0*	*0*	*-5*	*10*	*0*	*0*	*0*	*0*	*0*	*0*	*0*	*0*	*0*	*0*	*0*	*0*	*0*	*0.0*	*11*	*0.0*

GOALTENDERS

No.	GOALTENDERS	GP	MINS	W	L	OT	SO	EN	GA	GAA	SOGP	SOW	SOL	SOGA	SOA	SO%	SA	SVS	SV%
30	Matt Hackett	16	934:06	8	5	3	0	2	43	2.76	1	0	1	2	6	.667	446	403	.904
1	*Andrey Makarov	39	2209:21	16	18	3	3	6	107	2.91	1	1	0	0	4	1.000	1121	1014	.905
40	Pat Nagle (total)	5	255:04	1	3	0	0	2	13	3.06	0	0	0	0	0	0.0	142	129	.908
	GR	*2*	*77:13*	*1*	*0*	*0*	*0*	*0*	*1*	*0.78*	*0*	*0*	*0*	*0*	*0*	*0.0*	*35*	*34*	*.971*
	UTI	*1*	*58:42*	*0*	*1*	*0*	*0*	*1*	*3*	*3.07*	*0*	*0*	*0*	*0*	*0*	*0.0*	*28*	*25*	*.893*
	RCH	*2*	*119:09*	*0*	*2*	*0*	*0*	*1*	*9*	*4.53*	*0*	*0*	*0*	*0*	*0*	*0.0*	*79*	*70*	*.886*
40	*Travis Fullerton	1	57:16	0	1	0	0	0	3	3.14	0	0	0	0	0	0.0	34	31	.912
31	Nathan Lieuwen	16	820:30	4	9	0	0	2	45	3.29	1	1	0	0	7	1.000	385	340	.883
35	Anthony Peters	7	397:56	1	6	0	0	3	27	4.07	0	0	0	0	0	0.0	237	210	.886
35	*Sam Marotta	1	20:00	0	0	0	0	0	2	6.00	0	0	0	0	0	0.0	11	9	.818

ROCHESTER AMERICANS TEAM RECORDS

SINGLE-SEASON TEAM RECORDS

MOST POINTS:	2004-05 (51-19-4-6)	112
MOST WINS:	1998-99	52
MOST LOSSES:	2007-08	52
MOST TIES (no overtime):	1969-70	16
MOST TIES:	1993-94, 2001-02	15
MOST HOME POINTS:	1987-88 (30-6-4)	64
MOST HOME WINS:	1987-88	30
MOST HOME LOSSES:	2010-11	22
MOST HOME TIES:	1969-70, 2002-03	9
MOST ROAD POINTS:	1998-99 (25-10-4-1)	55
MOST ROAD WINS:	1998-99	25
MOST ROAD LOSSES:	1962-63	30
MOST ROAD TIES:	2001-02	9
FEWEST POINTS:	1969-70 (18-38-16)	52
FEWEST WINS:	1969-70	18
FEWEST LOSSES:	1964-65, 1965-66, 1973-74	21
FEWEST TIES (no overtime):	1967-68	9
FEWEST TIES:	1963-64, 1983-84	2
FEWEST HOME POINTS:	2010-11 (14-20-2-4)	34
FEWEST HOME WINS:	1969-70, 2010-11 (14-20-2-4)	14
FEWEST HOME LOSSES:	1965-66	4
FEWEST HOME TIES:	1959-60, 1964-65	0
FEWEST ROAD POINTS:	1962-63 (4-30-2)	10
FEWEST ROAD WINS:	1962-63, 1969-70	4
FEWEST ROAD LOSSES:	1998-99	11
FEWEST ROAD TIES:	1956-57, 1963-64, 1983-84	1*
MOST SHOOTOUT WINS:	2012-13	10
MOST SHOOTOUT LOSSES:	2008-09	8
FEWEST SHOOTOUT LOSSES:	2009-10, 2012-13, 2014-15	1
MOST SCORING POINTS:	1982-83	1,043
MOST GOALS SCORED:	1982-83	389
MOST ASSISTS:	1982-83	654
MOST POWER-PLAY GOALS:	1992-93	109
MOST SHORTHANDED GOALS:	1982-83, 1988-89, 1989-90	19
MOST HOME GOALS:	1982-83	220
FEWEST GOALS SCORED:	2008-09	184
MOST PENALTY MINUTES:	1995-96	2,588
FEWEST PENALTY MINUTES:	1966-67	693
MOST GOALS SCORED AGAINST:	1978-79	349
FEWEST GOALS SCORED AGAINST:	1998-99	176*
FEWEST ROAD GOALS AGAINST:	1998-99	86*
MOST FORTY GOAL SCORERS:	1974-75, 1982-83, 1989-90	3
MOST THIRTY GOAL SCORERS:	1964-65, 1981-82, 1982-83	5
MOST TWENTY GOAL SCORERS:	1973-74, 1977-78, 1982-83	8
MOST SHUTOUTS:	2004-05 (Ryan Miller - 8, Tom Askey - 1)	9
LONGEST WINNING STREAK:	Oct. 11-Nov. 2, 1984 April 14-May 19, 1996 Oct. 12-Nov. 10, 2009	11

SINGLE-SEASON TEAM RECORDS

LONGEST HOME WIN STREAK:	Dec. 17, 2004-Mar.4, 2005	17
LONGEST UNBEATEN STREAK:	1965-66 (13-0-1) Oct. 24-Dec. 4, 1965 1999-2000 (12-0-2) Feb. 6-Mar. 10, 2000	14
LONGEST LOSING STREAK:	Feb. 6-Feb. 21, 1981 Oct. 2-Oct. 29, 1988 Dec. 1-Dec. 26, 2007	10
LONGEST WINLESS STREAK:	Mar. 20-Apr. 5, 1970 (0-10-4)	14

**AHL Record*

TEAM RECORDS

MOST GOALS:	vs. Cleveland Nov. 24, 1966	14
MOST GOALS ON ROAD:	vs. Springfield April 1, 1972 vs. Fredericton Nov. 24, 1981 vs. Maine Dec. 29, 1982	10
MOST ASSISTS:	vs. St. Catharines April 7, 1985	25
MOST POINTS:	vs. St. Catharines April 7, 1985	38
MOST TOTAL GOALS:	Rochester 14 - Cleveland 6 Nov. 24, 1966	20
GREATEST WINNING MARGIN:	Rochester 13 - New Haven 1 Jan. 17, 1975	12
GREATEST LOSING MARGIN:	Rochester 3 - Providence 15 Feb. 13, 1972 Rochester 1 - Nova Scotia 13 Feb. 15, 1980 Rochester 0 – Baltimore 12 Nov. 23, 1984	12
SCORELESS TIES:	vs. Buffalo, Nov. 7, 1964 vs. Pittsburgh, Mar. 31, 1967 vs. Baltimore, Feb. 26, 1971 vs. Richmond, Feb. 11, 1972 vs. Virginia, Jan. 27, 1974 at Halifax, Nov. 20, 1991 vs. Adirondack, Nov. 10, 1997	

ROCHESTER AMERICANS TEAM RECORDS

SEASON TEAM RECORDS

DIVISION CHAMPIONSHIPS:	1964-65, 1965-66, 1967-68 1973-74, 1977-78, 1982-83 1986-87, 1989-90, 1990-91 1996-97, 1998-99, 1999-2000, 2000-01, 2004-05	14
OVERALL REGULAR SEASON POINT CHAMPIONSHIP:	1964-65, 1967-68, 1973-74 1982-83, 1990-91, 2004-05	6
CALDER CUP CHAMPIONSHIPS:	1964-65, 1965-66, 1967-68 1982-83, 1986-87, 1995-96	6

SINGLE- SEASON INDIVIDUAL RECORDS

MOST GOALS:			
	Paul Gardner	61	(1985-86)
MOST ASSISTS:			
	Geordie Robertson	73	(1982-83)
MOST POINTS:			
	Geordie Robertson	119	(1982-83)
MOST PENALTY MINUTES:			
	Rob Ray	446	(1988-89)
MOST GOALS BY CENTER:			
	Paul Gardner	61	(1985-86)
MOST ASSISTS BY CENTER:			
	Geordie Robertson	73	(1982-83)
MOST POINTS BY CENTER:			
	Geordie Robertson	119	(1982-83)
MOST GOALS BY RIGHT WING:			
	Jody Gage	60	(1987-88)
MOST ASSISTS BY RIGHT WING:			
	Ed Litzenberger	61	(1964-65)
MOST POINTS BY RIGHT WING:			
	Jody Gage	104	(1987-88)
MOST GOALS BY LEFT WING:			
	Murray Kuntz	51	(1973-74)
MOST ASSISTS BY LEFT WING:			
	Stan Smrke	59	(1964-65)
MOST POINTS BY LEFT WING:			
	Dick Gamble	98	(1965-66)
	Mike Donnelly	98	(1989-90)
MOST GOALS BY DEFENSEMAN:			
	Rick Pagnutti	18	(1972-73)
MOST ASSISTS BY DEFENSEMAN:			
	Bob Hess	58	(1980-81)
MOST POINTS BY DEFENSEMAN:			
	Bob Hess	75	(1980-81)

SINGLE- SEASON INDIVIDUAL RECORDS

MOST GOALS BY GOALTENDER:			
	Darcy Wakaluk	1	(1987-88)*
	Robb Stauber	1	(1995-96)
MOST ASSISTS BY GOALTENDER:			
	Darcy Wakaluk	7	(1989-90)*
	David Littman	7	(1990-91)
MOST POINTS BY GOALTENDER:			
	Darcy Wakaluk	7	(1989-90)*
	David Littman	7	(1990-91)
MOST PIM BY CENTER:			
	Brad Rubachuk	246	(1993-94)
MOST PIM BY RIGHT WING:			
	Kevin Kerr	352	(1987-88)
MOST PIM BY LEFT WING:			
	Rob Ray	446	(1988-89)
MOST PIM BY DEFENSEMAN:			
	Jim Hofford	322	(1987-88)
MOST PIM BY GOALTENDER:			
	Jim Pettie	55	(1976-77)
MOST GOALS BY A ROOKIE:			
	Thomas Vanek	42	(2004-05)
	Donald Audette	42	(1989-90)
MOST ASSISTS BY A ROOKIE:			
	Todd Simon	66	(1992-93)
MOST POINTS BY A ROOKIE:			
	Peter Ciavaglia	98	(1991-92)
MOST PIM BY A ROOKIE:			
	Rob Ray	446	(1988-89)
MOST POWER-PLAY GOALS:			
	Thomas Vanek	25	(2004-05)
	Paul Gardner	25	(1985-86)
MOST SHORTHANDED GOALS:			
	Gary McAdam	11	(1982-83)*
MOST GAME-WINNING GOALS:			
	Dean Sylvester	10	(1998-99)
MOST UNASSISTED GOALS:			
	Paul O'Neil	9	(1975-76)
LONGEST POINT STREAK:			
	Peter Ciavaglia (22+26=48)	25 games	(1992-93)
HIGHEST SHOOTING PERCENTAGE:			
	Dane Jackson	27.0	(1995-96)*

**AHL Record*

INDIVIDUAL GAME RECORDS

LARGEST CROWD:	First Niagara Center (Buffalo, NY: Amerks 4, Lake Erie 1)	19,070	(12/28/12)
MOST GOALS:	Jason Pominville	5	(10/21/05)
	Donald Audette	5	(10/29/89)
	Dave Hynes	5	(1/17/75)
	Mal Davis (3)	4	(2/14/82, 1/2/83, 10/5/83)
	Jody Gage (3)	4	(10/18/85, 10/26/85, 3/14/90)
	Geordie Robertson (2)	4	(3/7/82, 4/3/83)
	Dick Gamble (2)	4	(10/16/66, 10/29/66)
	Derek Whitmore	4	(11/25/11)
	Scott McCrory	4	(11/3/90)
	Grant Martin	4	(3/29/89)
	Ken Priestlay	4	(3/10/89)
	Gates Orlando	4	(3/23/84)
	Bill Bennet	4	(11/3/78)
	Dave Hynes	4	(10/17/75)
	Dave Hrechosky	4	(12/1/72)
	Bronco Horvath	4	

INDIVIDUAL GAME RECORDS

TWO FASTEST SHORTHANDED GOALS:	Jody Gage	8 seconds	(3/25/89)*
MOST ASSISTS:	Chris Taylor	6	(10/21/05)
	Geordie Robertson	6	(12/26/83)
	Ed Litzenberger	6	(1/24/65)
	Rudy Migay	6	(2/6/59)
MOST ASSISTS BY A GOALTENDER:	Lynn Zimmerman	3	(1972-73)*
MOST POINTS:	Darrin Shannon	7	(1/31/91)
	Geordie Robertson	7	(12/26/83)
	Ed Joyal	7	(2/24/67)
MOST PIM:	Wally Weir (4 misconducts, 2 majors, 2 minors)	54	(1/16/81)

**AHL Record*

ROCHESTER AMERICANS
REGULAR-SEASON SCHEDULE

OCTOBER 2015

DAY	DATE	GAME TIME	VISITING TEAM	HOME TEAM
Friday	**10/9/15**	**7:05 PM**	**Lake Erie**	**Rochester**
Saturday	**10/10/15**	**7:35 PM**	**Utica**	**Rochester**
Friday	10/16/15	6:00 PM	Rochester	St. John's
Saturday	10/17/15	6:00 PM	Rcohester	St. John's
Wednesday	10/21/15	7:00 PM	Rcohester	Utica
Friday	**10/23/15**	**7:05 PM**	**Toronto**	**Rochester**
Sunday	**10/25/15**	**5:05 PM**	**Syracuse**	**Rochester**
Friday	10/30/15	7:00 PM	Rochester	Springfield
Saturday	10/31/15	3:00 PM	Rochester	Portland

NOVEMBER 2015

DAY	DATE	GAME TIME	VISITING TEAM	HOME TEAM
Sunday	11/1/15	5:00 PM	Rochester	Hartford
Friday	**11/6/15**	**7:05 PM**	**Binghamton**	**Rochester**
Friday	11/13/15	7:05 PM	Rochester	Lehigh Valley
Saturday	11/14/15	7:05 PM	Rochester	W-B/Scranton
Sunday	11/15/15	5:00 PM	Rochester	Hershey
Wednesday	**11/18/15**	**7:05 PM**	**Toronto**	**Rochester**
Friday	**11/20/15**	**7:05 PM**	**Bridgeport**	**Rochester**
Saturday	11/21/15	5:00 PM	Rochester	Toronto
Wednesday	**11/25/15**	**7:05 PM**	**Syracuse**	**Rochester**
Friday	**11/27/15**	**7:05 PM**	**St. John's**	**Rochester**
Saturday	11/28/15	7:05 PM	Rochester	Binghamton

DECEMBER 2015

DAY	DATE	GAME TIME	VISITING TEAM	HOME TEAM
Friday	**12/4/15**	**7:05 PM**	**Toronto**	**Rochester**
Saturday	12/5/15	5:00 PM	Rochester	Albany
Wednesday	**12/9/15**	**7:05 PM**	**Utica**	**Rochester**
Friday	12/11/15	6:00 PM	Rochester	St. John's
Saturday	12/12/15	6:00 PM	Rochester	St. John's
Wednesday	12/16/15	7:00 PM	Rochester	Utica
Friday	**12/18/15**	**7:05 PM**	**Hartford**	**Rochester**
Saturday	**12/19/15**	**7:35 PM**	**Albany**	**Rochester**
Saturday	**12/26/15**	**7:05 PM**	**Utica**	**Rochester**
Sunday	**12/27/15**	**5:05 PM**	**Hartford**	**Rochester**
Wednesday	**12/30/15**	**7:05 PM**	**St. John's**	**Rochester***

**Played in Buffalo New York at First Niagara Center*

JANUARY 2016

DAY	DATE	GAME TIME	VISITING TEAM	HOME TEAM
Saturday	1/2/16	7:00 PM	Rochester	@ Bridgeport
Sunday	1/3/16	5:05 PM	Rochester	@ Providence
Friday	**1/8/16**	**7:05 PM**	**Hershey**	**Rochester**
Saturday	1/9/16	7:05 PM	Rochester	@ Binghamton
Sunday	**1/10/16**	**5:05 PM**	**Syracuse**	**Rochester**
Wednesday	1/13/16	7:00 PM	Rochester	@ Albany
Friday	**1/15/16**	**7:05 PM**	**Binghamton**	**Rochester**
Saturday	1/16/16	7:05 PM	Rochester	@ Binghamton
Monday	**1/18/16**	**3:05 PM**	**Syracuse**	**Rochester**
Friday	1/22/16	7:00 PM	Rochester	@ Grand Rapids
Saturday	1/23/16	7:00 PM	Rochester	@ Grand Rapids
Wednesday	**1/27/16**	**7:05 PM**	**Syracuse**	**Rochester**
Friday	**1/29/16**	**7:05 PM**	**Binghamton**	**Rochester**
Saturday	1/30/16	7:00 PM	Rochester	@ Utica

ROCHESTER AMERICANS REGULAR-SEASON SCHEDULE

FEBRUARY 2016

DAY	DATE	GAME TIME	VISITING TEAM	HOME TEAM
Friday	2/5/16	7:00 PM	Rochester	@ Syracuse
Saturday	2/6/16	7:05 PM	Rochester	@ Binghamton
Friday	**2/12/16**	**7:05 PM**	**Albany**	**Rochester**
Saturday	2/13/16	5:00 PM	Rochester	@ Albany
Sunday	2/14/16	3:00 PM	Rochester	@ Hartford
Friday	**2/19/16**	**7:05 PM**	**Portland**	**Rochester**
Saturday	2/20/16	7:00 PM	Rochester	@ Syracuse
Sunday	**2/21/16**	**5:05 PM**	**W-B/Scranton**	**Rochester**
Thursday	2/25/16	7:00 PM	Rochester	@ Lake Erie
Saturday	2/27/16	3:00 PM	Rochester	@ Toronto

MARCH 2016

DAY	DATE	GAME TIME	VISITING TEAM	HOME TEAM
Friday	**3/4/16**	**7:05 PM**	**Springfield**	**Rochester**
Saturday	**3/5/16**	**7:35 PM**	**Toronto**	**Rochester**
Friday	**3/11/16**	**7:05 PM**	**Utica**	**Rochester**
Saturday	3/12/16	7:00 PM	Rochester	@ Syracuse
Sunday	**3/13/16**	**5:05 PM**	**Binghamton**	**Rochester**
Wednesday	**3/16/16**	**7:05 PM**	**Lehigh Valley**	**Rochester**
Saturday	3/19/16	7:05 PM	Rochester	@ Binghamton
Sunday	**3/20/16**	**5:05 PM**	**Providence**	**Rochester**
Wednesday	**3/23/16**	**7:05 PM**	**St. John's**	**Rochester**
Friday	**3/25/16**	**7:05 PM**	**St. John's**	**Rochester**
Saturday	3/26/16	7:00 PM	Rochester	@ Syracuse
Tueday	3/29/16	7:00 PM	Rochester	@ Utica

APRIL 2016

DAY	DATE	GAME TIME	VISITING TEAM	HOME TEAM
Friday	**4/1/16**	**7:05 PM**	**Grand Rapids**	**Rochester**
Saturday	4/2/16	7:00 PM	Rochester	@ Syracuse
Sunday	**4/3/16**	**5:05 PM**	**Grand Rapids**	**Rochester**
Friday	**4/8/16**	**7:05 PM**	**Binghamton**	**Rochester**
Saturday	**4/9/16**	**7:35 PM**	**Lake Erie**	**Rochester**
Sunday	4/10/16	5:00 PM	Rochester	@ Lake Erie
Friday	**4/15/16**	**7:05 PM**	**Albany**	**Rochester**
Saturday	4/16/16	5:00 PM	Rochester	@ Toronto
Sunday	4/17/16	3:00 PM	Rochester	@ Toronto

MISCELLANEOUS INFO

2015-16 **BUFFALO SABRES** MEDIA GUIDE

TELEVISION

In the 2015-16 season, the Sabres and MSG Networks will continue their partnership in which MSG will own the exclusive local rights to telecast the team's games. The deal began in the 2005-06 season. MSG Networks, an industry leader in production and technology, is the nation's longest-running regional sports network. The first regional sports network to produce games in HDTV, MSG Networks is part of Madison Square Garden L.P. In addition to being home of the Sabres, MSG Network's award-winning programming line-up also boasts the New York Knicks, New York Rangers, New York Islanders, New Jersey Devils and New York Liberty.

All Sabres telecasts on MSG are produced and broadcast by the team's in-house broadcasting team and feature the Sabres broadcasters and analysts exclusively.

Calling the action on MSG telecasts and on WGR 550 AM is Foster Hewitt Award winner and Sabres Hall-of-Famer Rick Jeanneret, who embarks on his 44th year behind the microphone in 2015-16. Rob Ray, a 12-year veteran of Sabres broadcasts, is in his fourth season as the full-time color analyst. After joining the broadcast team in 2003-04, Ray served as a second color analyst and the "between-the-glass" reporter for eight seasons before stepping into his current role. In his role as color analyst, Ray remains at ice level to provide a close-up perspective of the game's action.

Returning for his third season with the broadcast team is veteran broadcaster Dan Dunleavy. Dunleavy, who came to the Sabres from the Toronto Maple Leafs' broadcasting team prior to the 2013-14 season, will continue his substitute play-by-play duties this season, filling in for games that Jeanneret takes off. In addition to his play-by-play duties, Dunleavy will serve as on-air talent for Sabres pre- and post-game broadcasts and will have a substantial presence on Sabres.com.

Brian Duff, who joined the Sabres broadcast team in 2011-12, will again serve as the full-time in-game host for all Sabres broadcasts on MSG. In that role, Duff will host the Tops Game Night pregame show before all games, the Lexus Post Game Report and the intermission reports between periods.

Veteran broadcaster Brad May will once again be a mainstay across all Sabres platforms in 2015-16, providing in-depth analysis before, during and after games.

Buffalo Sabres hockey on MSG is produced by Joe Pinter and directed by Eric Grossman.

RICK JEANNERET — PLAY-BY-PLAY ANNOUNCER

Currently the longest-tenured broadcaster in hockey, Rick Jeanneret will begin his 44th year behind the microphone calling the action for Buffalo Sabres games. Jeanneret was the 2012 recipient of the Foster Hewitt Memorial Award – the most prestigious award given to hockey broadcasters – and was formally recognized by the Hockey Hall of Fame in November 2012. He was inducted into the Sabres Hall of Fame in 2011 and was inducted into the Greater Buffalo Sports Hall of Fame in fall 2012.

With his vast knowledge of the game and his unwavering enthusiasm for hockey, Jeanneret's distinct voice has been synonymous with the Buffalo Sabres for over four decades. He began his prolific career with the Sabres in the 1971-72 season as the club's radio play-by-play announcer and served primarily in that role until 1995, when he began calling the action for the team's televised games as well. His memorable calls and player nicknames have become forever linked with Sabres history for generations of fans.

Jeanneret's career officially began in 1963, when the St. Catharines, Ontario native filled in for the regular announcer at a Niagara Falls Flyers (Junior A) game. He went on to become the color analyst for one season before moving to the play-by-play position in 1965.

Jeanneret currently resides in Niagara Falls, Ontario with his wife, Sandra. Rick has two sons, Mark and Chris.

ROB RAY — COLOR ANALYST

Rob Ray, who begins his 13th season on Buffalo Sabres broadcasts, will be entering his fourth season as the full-time color analyst for all Sabres games this season. After joining the broadcast team in 2003-04, Ray has served as a color analyst and the "between-the-benches" reporter for the past 12 seasons. In his role as color analyst, Ray will remain at ice level to provide a close-up perspective of the game's action.

Beyond Sabres broadcasts, Ray hosts The Enforcers, a weekly sports talk show on Time Warner Cable Sports Channel, alongside other former players from the Sabres and the Buffalo Bills.

Ray's hockey expertise stems from his 16-year NHL career as a right wing, 14 seasons of which were spent with the Sabres. Known for his toughness on the ice, Ray ranks sixth in NHL history for career penalty minutes (3,207) and holds the Sabres' team record in the same category with 3,189 penalty minutes. Ray played in 900 total NHL games during his career and 889 games with the Sabres, the fourth-most in franchise history.

Despite being one of the game's toughest enforcers, Ray was also awarded the NHL's King Clancy Memorial Award in 1999 for his leadership and humanitarianism. He remains as one of the Sabres' most active alumni, currently serving as president of the Sabres Alumni Association. Ray and his wife, Julianne, live in Grand Island, N.Y. with their son, Rob Jr., and their daughter, Jordan.

BRIAN DUFF — IN-GAME HOST

A 24-year broadcasting veteran, Brian Duff begins his third full season as the in-game host for all Buffalo Sabres broadcasts. He joined the broadcast team in 2011-12 on a part-time basis in the same role for many of the team's road games.

Duff came to the Sabres after spending five seasons with the NHL Network, most recently as host of NHL on the Fly and NHL Tonight.

Prior to joining NHL Network, Duff spent six years as the pre- and post-game host for Toronto Maple Leafs hockey on Leafs TV. His extensive hockey broadcasting career also includes stints as the radio host for pre- and post-game coverage of the Ottawa Senators and Edmonton Oilers and radio game analyst for the Senators and the WHL's Medicine Hat Tigers.

In addition, Duff has provided play-by-play for the National Lacrosse League on Versus and TSN, including the 2010 and 2011 championship games. He worked at The Score as an anchor and reporter and provided play-by-play for Ottawa Rebel lacrosse and the Mann Cup. Duff has also freelanced for multiple media outlets including ESPN and the Associated Press.

Duff, who grew up in Whitby, Ontario, holds a broadcasting diploma from Mount Royal College in Calgary and currently resides in Hamburg, New York with his wife, Leilon, and their children, Isabelle and Rhiannon.

DAN DUNLEAVY — SABRES BROADCASTER

Prior to joining the Sabres broadcast team in 2013, Dunleavy spent 19 years at Sportsnet Radio and The Fan 590 Toronto. In addition to filling in as a play-by-play voice for the Sabres in the 2010-11 season, Dunleavy's experience includes nine years of play-by-play for the IIHF World Junior Hockey Championship, the 2008 IIHF World Hockey Championship in Halifax and Quebec City, Men's and Women's Hockey at the 2010 Vancouver Olympics, the OHL's Mississauga Majors, and Canadian Hockey League and American Hockey League games on Rogers Sportsnet. The Toronto native has also called soccer and lacrosse games, serving as the play-by-play voice for the National Lacrosse League's Toronto Rock on The Fan 590 and the radio and television play-by-play voice for Toronto FC on Sportsnet TV/Radio and TSN 1050 Radio.

RADIO BROADCAST

Sabres coverage on the radio can be found exclusively on WGR 550, the team's radio partner for more than 25 years. Game-day broadcasts include the action from Jeanneret and Ray, along with a post-game show hosted by Brian Koziol featuring a complete game recap, player interviews and scores from around the league. Paul Hamilton, who returns as the station's Sabres beat reporter, will provide live updates from Sabres games and practices all season long.

Returning for its fourth season is Sabres Hockey Hotline, the team's flagship radio program. The show is broadcast live, year-round from 10 a.m. to 12 p.m. Monday through Friday. The program is an additional outlet for Sabres fans to hear exclusive interviews, analysis, team updates, and recaps of Sabres games and practices.

Serving as hosts of Sabres Hockey Hotline are Kevin Sylvester and Andrew Peters. Sylvester, who initially joined the Sabres broadcast team for the 2005-06 season, serves as the show's host and executive producer. Peters was a member of the Sabres for five seasons, from 2003-04 to 2008-09 before joining the show full-time.

MEDIA INFORMATION

Requests for information should be directed to the Sabres' Public Relations Department, Buffalo Sabres, First Niagara Center, One Seymour H. Knox, III Plaza, Buffalo, NY 14203. The main office phone number is (716) 855-4100.

BUFFALO SABRES PR STAFF

Michael Gilbert
VP of Public & Community Relations
michael.gilbert@sabres.com
716.855.4526 (Office)

Chris Bandura
Director of Media Relations
chris.bandura@sabres.com
716.855.4515 (Office)
716.983.6735 (Cell)

Ian Ott
Manager of Public Relations
ian.ott@sabres.com
716.855.4484 (Office)
716.479.5481 (Cell)

Chris Dierken
Coordinator of Public Relations
chris.dierken@sabres.com
716.855.4417 (Office)
716.207.5188 (Cell)

MEDIA WEBSITE: SabresDigitalPressBox.com

CREDENTIALS

Season credentials are available only to those media members who cover the team on a regular basis. Those who need media credentials for an individual game should contact Ian Ott via email (ian.ott@sabres.com) by 5 p.m. the day before a game, and by 5 p.m. on Friday before a Sunday game. All requests for individual game seating should be submitted by the publication editor using a professional email account. Furthermore, freelance photographers will be admitted on an assignment-only basis, which must come from the photo editor. Press box seats are filled on a space-available basis.

**Press credentials can be picked up on the day of a game at the arena's security office until 4:30 p.m. From 4:30 p.m. onward, the passes will be at the media entrance described above (please note that pick up times will be adjusted for afternoon games).*

Credentials should be displayed at all times for admission to the press box, press lounge/work room and dressing room areas.* ***YOUR COOPERATION IS APPRECIATED IN MAINTAINING A WORKING ATMOSPHERE IN THE LOCKER ROOM(S). ABSOLUTELY NO AUTOGRAPH REQUESTS OR UNAUTHORIZED PHOTOGRAPHY WILL BE ALLOWED. VIOLATORS WILL BE ASKED TO LEAVE.*

**All requests for pre-game live shots should be coordinated through Chrisanne Bellas at (716) 855-4476 to ensure location and transmission.*

GAME-DAY PROCEDURES

ENTERING FIRST NIAGARA CENTER

Credentialed media can enter the arena through the security entrance, located at the plaza area on the east (Illinois Street) side of the building, aligned with the middle of the parking ramp. Credentials can be picked up at the credential table (located past security) two and a half hours before games or at security before the morning skate.

DIRECTIONS TO PRESS BOX

All media should use the freight elevator, located beyond the credential table, when moving between the Event Level (ground floor, "ER") and the Press Level ("P"). Seating charts are posted throughout the press box to assist in finding designated seating areas.

INTERNET ACCESS

Wireless internet access is available for all visiting media. To access the "Sabres Wi-Fi" network, please use the username and password provided at the bottom of your credential and on your press box seating card.

MEDIA DINING

The media dining room is located directly across from the credential table on the Event Level. The cost of game day meals is $11. Snacks and beverages will also be provided in the press box. The dining room opens two hours before the start of the game.

GAME-DAY PROCEDURES

POST-GAME INTERVIEWS

Player availability will begin no later than 10 minutes after the conclusion of each game, in the Sabres locker room. Head Coach Dan Bylsma will be available in the press conference room (on the left just before entering the locker room hallway) following player interviews.

MEDIA WORK AREAS

The media is welcome to work after the game in the press conference room, the media dining room or in the press box. Final stats will be available in the media dining room and the press box. Please note that the media dining room is not available as a work space on the morning of a game day.

**Please note that smoking is prohibited not only in both the press lounge/work room and the press box, but also in the whole arena (under NY State law).*

**There are electrical outlets and phone jacks at all seats in the press box, but phone lines are not active unless arrangements are made by calling Mike Queeno at 716.855.4485.*

PRACTICE SESSIONS/GAMEDAY SKATES

Practice sessions and morning skates on game days are open to the media. Head Coach Dan Bylsma and Sabres players are available to the media following the sessions. Media attending these practices should contact Chris Bandura to verify times and specific player interview needs. Practices that cannot be held at First Niagara Center will take place at HARBORCENTER.

DIRECTIONS

First Niagara Center is on Buffalo's waterfront at the end of Washington Street and is bordered by Main and Illinois Streets and South Park Avenue. There are several parking lots in that area. For directions see below or, for more detailed information, contact the Sabres at (716) 855-4100.

FROM N.Y. STATE THRUWAY (90): Take Interstate 90 to downtown Buffalo to 190 North (exit 53).
Recommended: Take exit 5 (Hamburg Street), turning right onto Hamburg Street. Turn right onto Perry Street (first light) or South Park Avenue (second light). First Niagara Center is two blocks ahead with parking past Michigan Avenue.

ALTERNATE: From 190 South, take exit 5 (Louisiana Street). Stay to the right on exit ramp and exit onto Louisiana Street. Make a left onto Louisiana Street and take it to the first light. Turn right onto Perry Street. First Niagara Center is ahead with parking available on either side of Perry Street.

FROM CANADA AND NORTH: Take the 190 South heading toward downtown Buffalo. Exit at Niagara Street and head toward downtown. Turn right on South Elmwood Avenue (before City Hall) and continue until you cross Church Street, at that point Elmwood becomes Lower Terrace (Adam's Mark Hotel on your right). Travel on Lower Terrace and turn right on Washington. First Niagara Center is at the end of Washington.

TAXI COMPANIES

Airport 716.633.8294
City Service 716.852.4000
Downtown.....716.852.2428
Kenmore 716.876.3030
Liberty..... 716.877.7111
South Buffalo 716.822.6300

BUFFALO HOTELS

716 AREA CODE

Adam's Mark Buffalo..... 845-5100
Buffalo/Niag. Marriott..... 689-6900
Comfort Suites 633-6000
Courtyard Marriott 840-9566
Embassy Suites 842-1000
Hampton Inn 894-8000
HARBORCENTER Marriott 852-0049
Holiday Inn Downtown 886-2121
Hyatt Regency Buffalo..... 856-1234
Mansion on Delaware..... 886-3300
Radisson Downtown 854-5500
Sheraton Inn Airport..... 681-2400

FIRST NIAGARA CENTER

SEATING	Window	Mini-Pk	Window	Mini-Pk	Window	Mini-Pk	Window	Mini-Pk	Window	Mini-Pk
200 Club Lvl	$250	$188	$195	$146	$155	$125	$135	$118	$125	$115
200 Ends	$250	$188	$195	$146	$155	$125	$135	$118	$125	$115
100 Lvl Pref Rink	$250	na	$195	na	$155	na	$135	na	$125	na
100 Lvl II Rink	$250	na	$195	na	$155	na	$135	na	$125	na
100 Lvl III Rink	$250	na	$195	na	$155	na	$135	na	$125	na
100 Lvl Pref	$225	$169	$180	$135	$150	$120	$105	$90	$94	$87
100 Lvl II	$195	$146	$155	$116	$116	$90	$87	$75	$77	$72
100 Lvl III	$165	na	$133	na	$95	na	$72	na	$63	na
100 Lvl IV	$145	na	$118	na	$75	na	$57	na	$51	na
300 Lvl I	$123	$92	$102	$77	$93	$75	$72	$62	$62	$57
300 Lvl II	$105	$78	$85	$64	$72	$60	$57	$47	$47	$43
300 Lvl III	$84	na	$70	na	$59	na	$48	na	$37	na
300 Lvl IV	$84	na	$70	na	$59	na	$48	na	$37	na

The Sabres will once again feature variable ticket pricing for tickets to all home games. The five pricing levels include Platinum, Gold, Silver, Bronze, and Value. The classifications are determined by the opponent, time of the year, day of the week, rivalries, and games against all-star players. This season there is two (2) Platinum games, ten (10) Gold games, eighteen (18) Silver games, five (5) Bronze games, and six (6) Value games.

Sabres Tickets are available in person at the First Niagara Center Box Office.
Tickets may be purchased online at www.sabres.com or www.tickets.com.
To charge tickets by phone, call 1.888.223.6000.

2015-16 BUFFALO SABRES REGULAR SEASON SCHEDULE

OCTOBER 2015

SUN	MON	TUE	WED	THU	FRI	SAT
				1	2	3
4	5	6	7	8	9	10
				7:00 OTT		1:00 TBL
11	12	13	14	15	16	17
	3:00 CBJ			7:30 @FLA		7:00 @TBL
18	19	20	21	22	23	24
			7:00 TOR		7:00 MTL	7:00 NJD
25	26	27	28	29	30	31
		7:00 @PHI		7:00 @PIT	7:00 PHI	

NOVEMBER 2015

SUN	MON	TUE	WED	THU	FRI	SAT
1	2	3	4	5	6	7
7:30 @NYI				7:00 TBL		1:00 VAN
8	9	10	11	12	13	14
		7:30 @TBL		7:30 @FLA		7:00 SJS
15	16	17	18	19	20	21
		7:00 DAL		8:00 @STL		8:00 @DAL
22	23	24	25	26	27	28
	7:00 STL		7:00 NSH		7:00 CAR	8:00 @NSH
29	30					

DECEMBER 2015

SUN	MON	TUE	WED	THU	FRI	SAT
		1	2	3	4	5
		7:30 @DET			7:00 ARI	
6	7	8	9	10	11	12
8:00 @EDM	10:00 @VAN			9:00 @CGY		7:00 LAK
13	14	15	16	17	18	19
	7:30 @DET	7:00 NJD		7:00 ANA		1:00 CHI
20	21	22	23	24	25	26
						7:00 @BOS
27	28	29	30	31		
	7:00 WSH		7:00 @WSH	6:00 NYI		

JANUARY 2016

SUN	MON	TUE	WED	THU	FRI	SAT
					1	2
						1:00 DET
3	4	5	6	7	8	9
		7:00 FLA			8:30 @CHI	
10	11	12	13	14	15	16
3:00 @WPG		8:00 @MIN			7:00 BOS	7:00 WSH
17	18	19	20	21	22	23
	9:00 @ARI		10:00 @COL		7:00 DET	
24	25	26	27	28	29	30
	7:30 @NYR	7:30 @OTT				
31						

FEBRUARY 2016

SUN	MON	TUE	WED	THU	FRI	SAT
	1	2	3	4	5	6
			7:00 @MTL	7:00 BOS		7:00 @BOS
7	8	9	10	11	12	13
		7:00 FLA		7:00 @PHI	7:00 MTL	
14	15	16	17	18	19	20
12:30 COL		7:30 @OTT			7:00 @CBJ	
21	22	23	24	25	26	27
12:30 PIT			10:30 @ANA		10:30 @SJS	11:00 @LAK
28	29					

MARCH 2016

SUN	MON	TUE	WED	THU	FRI	SAT
		1	2	3	4	5
		7:30 EDM		7:00 CGY		1:00 MIN
6	7	8	9	10	11	12
	7:30 @TOR	7:00 NYR		7:30 @MTL		1:00 CAR
13	14	15	16	17	18	19
			7:00 MTL		7:00 OTT	7:00 @TOR
20	21	22	23	24	25	26
		7:00 @CAR				1:00 WPG
27	28	29	30	31		
	7:30 @DET	7:00 @PIT		7:00 TOR		

APRIL 2016

SUN	MON	TUE	WED	THU	FRI	SAT
					1	2
						7:00 @NYR
3	4	5	6	7	8	9
		7:00 @NJD			7:00 CBJ	7:30 @NYI
10	11	12	13	14	15	16
17	18	19	20	21	22	23
24	25	26	27	28	29	30

- Platinum Games
- Gold Games
- Silver Games
- Bronze Games
- Value Games
- Away Games

NHL CRITICAL DATES

SEPTEMBER 2015

2-4	NHL/NHLPA Rookie Orientation Program (Leesburg, Va.)
7-9	NHL/NHLPA Player Media Tour (Toronto, Ont.)
9	NHL PR Directors Meeting (Toronto, Ont.)
9-10	NHL Broadcast Meetings (Toronto, Ont.)
12-14	NHL Officials Training Camp (Buffalo, N.Y.)
10	Rookie camps open
17	Training camps open
20	Preseason schedule begins
21	NHL Alumni Awards Gala Dinner – Honorees: Mark Messier, Gerry Sillers and Pete Tucker (Toronto, Ont.)
21	2015 Kraft Hockeyville™ Canada: San Jose Sharks vs. Vancouver Canucks (North Saanich, B.C.)
24	CCM/USA Hockey All-American Prospects Game (First Niagara Center, Buffalo, N.Y.)
29	2015 Kraft Hockeyville™ USA: Tampa Bay Lightning vs. Pittsburgh Penguins (Johnstown, Pa.)
29	NHL Board of Governors Meeting (New York, N.Y.)

OCTOBER 2015

6	Opening day playing rosters set (5:00 p.m. ET)
7	Opening night: 2015-16 NHL Regular Season begins
7	2015 Molson Canadian NHL Face-Off™
7	Blackhawks raise Stanley Cup banner: New York Rangers at Chicago Blackhawks
9	New York Islanders play first NHL game at Barclays Center vs. Chicago Blackhawks (Brooklyn, N.Y.)
19 – Nov. 13	Hockey Fights Cancer Awareness campaign

NOVEMBER 2015

6	Hockey Hall of Fame Game: Detroit Red Wings at Toronto Maple Leafs (Air Canada Centre, Toronto, Ont.)
9	Hockey Hall of Fame induction ceremony (Toronto, Ont.) Inductees: Sergei Fedorov, Phil Housley, Nicklas Lidstrom, Chris Pronger, Angela Ruggiero (Player category); Bill Hay, Peter Karmanos Jr. (Builder category); Media honorees: Bob McKenzie, Nick Nickson.
10	NHL General Managers' Meeting (Toronto, Ont.)
26	NHL Founders Day (1917)
27	2015 Discover NHL Thanksgiving Showdown™: New York Rangers at Boston Bruins (1:00 p.m. ET)

DECEMBER 2015

1	Signing deadline for Group 2 free agents (5:00 p.m. ET)
7-8	NHL Board of Governors Meeting (Pebble Beach, Calif.)
17	U.S. Hockey Hall of Fame induction (Inductees: Ron DeGregorio, Chris Drury, Angela Ruggiero, Mathieu Schneider) & Celebration of Lester Patrick (Recipients: Bob Crocker, Jeremy Jacobs) (Boston, Mass.).
19-27	Holiday roster freeze in effect: For all players on an NHL active roster, injured reserve, or with non-roster and injured non-roster status as of midnight (local time) Dec. 19, a roster freeze shall apply through midnight (local time) Dec. 27, with respect to waivers, trades and loans, subject to the exceptions provided for in CBA Article 16.5 (d).
23-25	Holiday break (no scheduled practices – dressing rooms closed)
26 – Jan. 5	IIHF World Junior Championship (Helsinki, Finland)

JANUARY 2016

1	2016 Bridgestone NHL Winter Classic®: Montreal Canadiens vs. Boston Bruins (Gillette Stadium, Foxborough, Mass.)
12	USHL/NHL Top Prospects Game (Omaha, Nebr.)
Week of 18th	NHL Central Scouting Mid-Season Rankings release
28	CHL/NHL Top Prospects Game (Pacific Coliseum, Vancouver, B.C.)
28 – Feb. 1	NHL All-Star Break (no games played)
28-31	No scheduled practices – dressing rooms closed
30	NHL All-Star Skills Competition™ (Bridgestone Arena, Nashville, Tenn.)
31	2016 NHL All-Star Game (Bridgestone Arena, Nashville, Tenn.)
31 – Feb. 1	AHL All-Star Classic (Syracuse, N.Y.)

NHL CRITICAL DATES

FEBRUARY 2016

1	Hockey is for Everyone Month begins
2	NHL Regular Season resumes
5-6	ECHL Hockey Heritage Weekend (host: Kalamazoo, Mich.)
6	16th Annual Scotiabank Hockey Day in Canada (host: Kamloops, B.C.)
21	2016 Coors Light NHL Stadium Series™: Chicago Blackhawks vs. Minnesota Wild (TCF Bank Stadium, Minneapolis, Min.)
19-21	9th Annual Hockey Weekend Across America presented by CCM (USA Hockey)
27	2016 Coors Light NHL Stadium Series™: Detroit Red Wings vs. Colorado Avalanche (Coors Field, Denver, Colo.)
29	Trade deadline (3:00 p.m. ET)

MARCH 2016

1	Deadline for each national association to announce at least 16 members of its 2016 World Cup of Hockey roster
14-16	NHL General Managers' Meeting (Boca Raton, Fla.)

APRIL 2016

7-9	NCAA Frozen Four (Amalie Arena, Tampa Bay, Fla.)
9	Last day of regular season (all teams in action)
Week of 11th	NHL Central Scouting Final Rankings release
13	Stanley Cup Playoffs begin
14-24	IIHF Under-18 World Championship (Grand Forks, N.D.)
29-May 15	IIHF World Championship (Moscow and St. Petersburg, Russia)
TBA	NHL Draft Lottery

MAY 2016

19-29	CHL Memorial Cup (Red Deer, Alta.)
29-June 4	NHL Scouting Combine (Buffalo, N.Y.)

JUNE 2016

1	Deadline for each national association to announce balance of its team's roster (20 skaters and three goalies total) for 2016 World Cup of Hockey
18	Last possible day for 2016 Stanley Cup Final
TBA	Deadline for first club-elected salary arbitration (later of June 15 or 48 hours after the conclusion of the Stanley Cup Final, 5:00 p.m. ET)
TBA	NHL Awards
24-25	NHL Draft (First Niagara Center, Buffalo, N.Y

JULY 2016

1	Free agency begins (12:00 p.m. ET)
5	Deadline for player-elected salary arbitration notification (5:00 p.m. ET)
6	Deadline for club-elected salary arbitration notification (5:00 p.m. ET)
20–Aug. 4	Salary arbitration hearings held

AUGUST 2016

6	Deadline for salary arbitration decisions to be rendered

2015-16 NHL OFFICIALS

REFEREES

NAME	NUMBER
*Brenk, Jake	42
Charron, Francis	6
*Chmielewski, Tom	43
Dwyer, Gord	19
Furlatt, Eric	27
*Hanson, Trevor	47
Hasenfratz, Mike	2
Hebert, Ghislain	22
Hebert, Jean	15
Jackson, Dave	8
Joannette, Marc	25
Kimmerly, Greg	18
Kowal, Tom	32
Kozari, Steve	40
L'Ecuyer, Frederick	17
LaRue, Dennis	14
Lee, Chris	28
Leggo, Mike	3
*Lemelin, Mark	41
*Lewis, Dave	46
Luxmore, Thomas John	21
Martell, Rob	26
McCauley, Wes	4
*McIsaac, Jon	45
Meier, Brad	34
Morton, Dean	36
*Nicholson, Kendrick	44
O'Halloran, Dan	13
O'Rourke, Dan	9
Peel, Tim	20
Pochmara, Brian	16
Pollock, Kevin	33
*Rank, Garrett	48
Rehman, Kyle	37
*Romasko, Evgeny	39
Rooney, Chris	5
Skilliter, Graham	24
St. Pierre, Justin	12
St-Laurent, Francois	38
Sutherland, Kelly	11
Walsh, Ian	29
Watson, Brad	23

LINESMEN

NAME	NUMBER
*Alphonso, Shandor	52
Amell, Derek	75
Barton, Steve	59
*Berg, Devin	87
Brisebois, David	96
Cameron, Lonnie	74
Cherrey, Scott	50
Cormier, Michel	76
Cvik, Mike	88
Devorski, Greg	54
Driscoll, Scott	68
Galloway, Ryan	82
*Gawryletz, Brandon	64
Gibbons, Ryan	58
Gibbs, Darren	66
*Grandt, John	98
Henderson, Don	91
Heyer, Shane	55
Kovachik, Brad	71
*Knorr, Trent	63
Lazarowich, Brad	86
Mach, Brian	78
MacPherson, Matt	83
McElman, Andy	90
Miller, Steve	89
Murchison, Kiel	79
Murphy, Brian	93
Murray, Jonny	95
Nansen, Derek	70
Nelson, Thor	80
Nowak, Tim	77
Pancich, Bryan	94
Racicot, Pierre	65
Rody, Vaughan	73
Sericolo, Anthony	84
Sharrers, Jay	57
Shewchyk, Mark	92
Wheler, Mark	56

**Minor league officials*

BEST ENJOYED ON ICE

Coca-Cola zero™

PROUD PARTNER OF
THE BUFFALO SABRES

©2015 The Coca-Cola Company. "Coca-Cola" and "Coca-Cola Zero" are trademarks of The Coca-Cola Company.

play.

score.

win.

Official health plan of the Buffalo Sabres. Go Sabres!

BlueCross BlueShield of Western New York

A division of HealthNow New York Inc., an independent licensee of the BlueCross BlueShield Association.