




**The great outdoors
in a glass!**



**1983-84
BUFFALO SABRES
OFFICIAL MEDIA GUIDE**

The cream




of the Lights!




THE FRONT OFFICE

It's not all fun and games in the NHL. Here is a look at the people who make a living out of presenting entertainment to the public and the people who are trying to bring a first Stanley Cup to Western New York and Southern Ontario.



A LOOK AT . . . THE YEAR PAST
Although the Sabres-Bruins series had a disappointing finish, there were plenty of bright spots in 1982-83. Here are the stats to prove it.



MEET THE PLAYERS

Meet the 1983-84 Buffalo Sabres and Rochester Americans. Competition will be keen at all positions, making it difficult to speculate who will play where, but here are biographical sketches on many of the players you can expect to see this season.



INFORMATION

Know when and where the Sabres as well as the Rochester Americans are playing, where the press box is and how to be accredited and a look at the NHL for 1983-84.

T A B L E O F C O N T E N T S

Directory	2
The Front Office	3
Seymour/Northrup Knox	4
David Forman/Robert Swados	5
Mitchell Owen/Robert Pickel	6
William Scott Bowman	7
John "Bucky" Kane/Jim Roberts	8
Red Berenson/Scouts	9
Sabres' Staff	10, 11
The Year Past/1982-83 Scores	12, 13
1982-83 NHL Final Standings, Leading Scorers, Goaltenders	14
Sabres' Final Scoring Statistics, 1982-83	15
Buffalo vs.	
Boston/Calgary	16, 17
Chicago/Detroit	18, 19
Edmonton/Hartford	20, 21
Los Angeles/Minnesota	22, 23
Montreal/New Jersey	24, 25
NY Islanders/NY Rangers	26, 27
Philadelphia/Pittsburgh	28, 29
Quebec/St. Louis	30, 31
Toronto/Vancouver	32, 33
Washington/Winnipeg	34, 35
Power Play and Shorthanded Goals, Hat Tricks/Penalty Shots	36
What Did They Wear?	37
Sabres' Scoring Story	38, 39
All-Time Coaching Record	40
Thirteen Years in the NHL	40, 41
Sabres' Draft Selections	42, 43
Awards and Trophies/Sabres Hall of Fame	44-46
Sabres' Regular Season and Playoff Records	47-55
Sabres' 1983-84 Roster	56, 57
The Players	
Player Biographies	58-106
Rochester Americans Directory/ Joe Crozier	107
Americans' 1982-83 Regular Season Scoring and 1983 Playoff Scoring	107, 108
1983-84 NHL Alignment and Outlook	109
Radio & Television/ Accommodations/Media Service	110
Public Relations Directory	111
Rochester Americans Schedule	112

COVER: Mike Ramsey, the Sabres' first pick in the 1979 NHL Entry Draft, emerged in 1982-83 as one of the top defensemen in the NHL. He was selected as the Sabres' most valuable and most popular player; he represented the club in the 1983 NHL All-Star game and he won the team Emery Edge Plus/Minus award.

EDITED BY: Gerry Helper

COVER PHOTO BY: Robert Shaver

PHOTOS BY: Robert Shaver and Bill Wippert

1983-84 SABRES' DIRECTORY

Chairman of the Board
President
Vice Chairman of the Board
Vice President and Counsel
Treasurer
Board of Directors
includes all above listed
officers and

**Member of*
Executive Committee
Administrative Vice President
Vice President/Finance
Secretary
Director of Hockey Operations,
General Manager and Coach
Associate Coach
Assistant Coach
Assistant to the General Manager
Administrative Director of Scouting
Head Trainer
Assistant Trainer
Scouts

Director of Communications
Director of Marketing
Director of Public Relations
Director of Tickets
Accounting Manager
Merchandise Manager
Sales Promotion Manager
Special Projects Manager
Sales Representative
Voice of Sabres
Club Doctors

Club Dentist
Club Staff

Executive Offices
Telephone/Executive Offices
Telephone/Ticket Office
Home Ice
Dimensions of Rink
Capacity including Standees
Location of Press Box
Club Colors
Uniforms

Off-ice Officials

Organist
Soloists

*Seymour H. Knox III
*Northrup R. Knox
*David G. Forman
*Robert O. Swados
*Joseph T.J. Stewart

Edwin C. Andrews
Peter C. Andrews
*George L. Collins, Jr., M.D.
John B. Fisher
Robert E. Rich, Jr.
Howard T. Saperston, Jr.
Robert M. Schmon
*Paul A. Schoellkopf
*George Strawbridge, Jr.
Arthur Victor, Jr.
Mitchell Owen
Robert W. Pickel
James E. Rolls

William Scott Bowman
Jim Roberts
Red Berenson
John "Bucky" Kane
J. Michael Duffett
Frank Christie
Rip Simonick
Don Barrie, Jack Bowman, Andy Fila, Paul Goulet,
Rudy Migay, Mike Racicot, Frank Zywiec
Paul Wieland
Robert E. Chambers, Jr.
Gerry Helper
Gretchen Staebell
Robert M. Dahar
Scott Ross
Steve Donner
Jeffrey Pokerwinski
Paul Mecca
Ted Darling
John L. Butsch, M.D.
James J. White, M.D., P.C.
Ralph Citron, D.D.S.
Evelyn Battleson, Barbara Baumann, Elaine Boldt, Sue
Brittain, Pat Gerevics, Mary Ann Germann, Debbie
Harbison, Christine Ivansitz, Mary Jones, Pat Kocsis,
Linda MacDonald, Gerry Magill, Linda Reed, Cheryl
Smith, Verna B. Wojcik
Memorial Auditorium
716-856-7300
716-856-3111
Memorial Auditorium
196' x 85'
16,433
Suspended from ceiling on West Side
Blue, White, Gold
Home: Base color white,
trimmed in blue and gold
Road: Base color blue,
trimmed in blue and gold
Tony Caggiano, Sam Costello, Richard Costolnick, Milt
Ellis, Dale Guynn, Robert Kalenik, Jerry Macey, Mario
Morettin, Jim Murdoch, Hank Olejniczak, Stanley
Renkas, Clifford Smith, Bill Truman
Norm Wullen
Joe Byron, Michael DeLuca, Sue Brittain



The Front Office



SEYMOUR H. KNOX III
Chairman of the Board
and Chief Executive Officer

It's been more a decade since the determination and drive shown by the Knox brothers put Buffalo's first National Hockey League team on the ice, and their ambitions for the team and community which supports it still remain the same: a first Stanley Cup for Buffalo, and many more to follow.

For the first 12 years of the club's existence, Seymour served as the organization's president. He still remains extremely active as the Sabres' repre-

sentative on the NHL Board of Governors and as a member of its Advisory Committee.

Seymour and his brother Norty went to great lengths to get NHL hockey here, and didn't slow down in the first thirteen seasons of the Sabres' existence. Their leadership was the key factor in the successful hockey history the franchise has chalked up.

Formerly a nationally-ranked squash racquets player and ex-president of the United States Squash Racquets Association, Seymour had his hockey career ended as a schoolboy with a football injury. He continued his interest in the game and it paid off in December, 1969, with the grant of the Sabres' franchise. He is a vice president of Kidder, Peabody and Co., Inc., members of the New York Stock Exchange, and active as a leader in a variety of community organizations.



NORTHRUP R. KNOX
President

During the club's first 12 NHL seasons, Norty served as the organization's vice chairman of the board as well as the Sabres' alternate representative on the NHL Board of Governors. His role with the club changed, though, on May 23, 1982 when the Sabres' Board of Directors elected him as president of the club. He remains the club's alternate representative on the NHL Board of Governors and also serves on a recently-formed public relations committee in the league. Dogged persistence by the Knox brothers

and their hockey associates led to the Buffalo Sabres' franchise, and persistence to build toward championship status describes North Knox's life style. He was undefeated world champion in the grueling sport of court tennis for ten years, and captain and number one player of the U.S. Polo team in 1966 and 1969. Norty is also Chairman of the Board of Marine Midland Bank — Western Region.



DAVID G. FORMAN
Vice-Chairman of the Board

On May 21, 1982, Dave Forman, who headed Sabres' operations from the organization's formative months through its first 12 seasons, announced he was stepping down from his post of Executive Vice-President. He remains with the club as the Vice-Chairman of the Board (succeeding Northrup R. Knox) and as a member of the Sabres' Board of Directors Executive Committee as well as co-chairman of the National Hockey League Broadcast Policy Committee.

Dave was named to head the Sabres' operation in early 1970 at the time the Knox brothers were awarded an NHL franchise in Buffalo, and was instrumental in concluding negotiations with the City of Buffalo which resulted in a Memorial Auditorium home for the hockey team.

He also supervised the two-phase expansion of the Auditorium which turned it into the current 16,433 capacity hockey arena and was in charge of other projects which modernized the building, such as the construction of the Aud Club, the Executive boxes, enlarged press box, new dasher boards, and new ice floor.

Responding to a need to provide coverage of Sabres' hockey to a wider community audience, he negotiated the first Sabres' television and radio contracts and formulated a policy which has consistently provided extensive coverage of Sabres' hockey to the hockey fans of the Niagara Frontier.



ROBERT O. SWADOS
Vice President
and Counsel

There are few men who worked long and hard to convince the nation that Buffalo was a big league sports town in the days when there wasn't a big league sports franchise on the Niagara Frontier. Bob Swados was one of those men, and in large part it was his dedication and articulate advocacy for big time sport here that resulted in this becoming one of pro sports premier hotbeds in the past several years.


Former vice president of the Buffalo Bisons Baseball Club and vice president of Major League for Buffalo, Inc., he has been counsel to the Knox brothers since their first NHL application in 1965. He is a senior partner in the law firm of Cohen Swados Wright Hanifin Bradford & Brett. Bob also was re-elected Secretary of the NHL Board of Governors.



MITCHELL OWEN
Administrative Vice President

Buffalo-born Mitch Owen has, by determined choice, spent his entire business life in the Western New York area. In 1952 he entered the advertising business with the Buffalo Evening News, later became an account supervisor with Batten Barten Durstine & Osborn, served as Vice President and then President of Comstock Advertising and Senior Vice President of Healy-Schutte & Comstock Advertising Ltd.

Throughout his 30-year career as a leading advertising executive on the Niagara Frontier he has maintained an involvement in community affairs and has demonstrated his staunch support of this area, its attributes and people. In October, 1980, he joined the Niagara Frontier Hockey Corporation during the first major restructuring of the administrative ranks since the start of the Sabres' franchise in 1970. More than ever he is in a position to promote the City's image, be a part of its excitement and direct the business affairs of a team with which Buffalonians are proud to be identified.



ROBERT W. PICKEL
Vice President/Finance

There is no such thing as an eight-hour day for one of the "original" Sabres. Bob, who joined the club in 1970 and served as comptroller and office manager for ten years before being appointed to his new position in 1980, often spends 10 or more hours a day in his office six and sometimes seven days a week.

Bob was instrumental in computerizing the Sabres' accounting department. He also plays a key role in the operation of Sabreland, Inc. as well as the Sabres' top farm club, the AHL Rochester Americans, purchased by the Niagara Frontier Hockey Corporation in 1981.

In addition, he has served as chairman of the National Hockey League comptrollers' committee, headed up several league audit committees, and is a member of the Erie County Sports Board. He is also a member of the audit committee for the American Heart Association.

Prior to joining the Sabres, Bob was a senior accountant with Loblaw's Inc. for 12 years and comptroller of Boss-Linco Lines Inc. for three years.



WILLIAM SCOTT BOWMAN
Director of Hockey Operations,
General Manager and Coach

Having already built a reputation as one of hockey's all-time great coaches, William Scott Bowman is well on his way to earning a similar reputation as a general manager.

Since coming to Buffalo prior to the 1979-80 campaign, Scotty has transformed the Sabres from an aging club to one of the youngest and most exciting entries in the NHL. Bowman's building job began from the bottom up and has already shown returns as evidenced by the Rochester Americans (the Sabres' top minor league affiliate) Calder Cup triumph in the American Hockey League playoffs last year.

Rebuilding the Sabres has involved timely trades and wise drafting on Bowman's part, often with the two being combined.

A rundown of some of Bowman's most significant acquisitions while with Buffalo follows:

- October, 1979 — acquired John Van Boxmeer from Colorado in exchange for Rene Robert.
- March, 1980 — acquired Los Angeles' first round pick in 1982 (Phil Housley) for Jerry Korab.
- March, 1981 — acquired Los Angeles' first round pick in 1981 (Colin Chisholm) for Richard Martin.
- December, 1981 — acquired Mike Foligno, Dale McCourt and Brent Peterson from Detroit for Danny Gare, Jim Schoenfeld and Derek Smith.
- June, 1982 — acquired Calgary's first round pick (Paul Cyr) and second round pick (Jens Johansson) in 1982, Calgary's first round pick (Normand Lacombe) and second round pick (John Tucker) in 1983 for Don Edwards, Richie Dunn, Buffalo's second round pick in 1982 and Buffalo's first round pick in 1983.
- June, 1983 — acquired Real Cloutier and Quebec's first round choice (Adam Creighton) in 1983 from Quebec for Tony McKegney, Andre Savard, Jean Francois Sauve and Buffalo's third round choice in 1983.

Bowman's abilities—along with excellent work done by his competent staff of scouts—at the draft table has brought the Sabres' such players as Mike Ramsey, Lindy Ruff, Gilles Hamel, Jacques Cloutier, Dave Andreychuk and Hannu Virta—not to mention Housley, Cyr, Barrasso, Lacombe and Creighton.

Prior to joining the Sabres, Scotty coached the Montreal Canadiens for eight seasons and led the team to five Stanley Cup championships, including four in a row. Bowman is one of three coaches to have led teams to four consecutive Stanley Cup titles (Toe Blake and Al Arbour are the others). Before Montreal, the 50-year-old Montreal native held down the dual job of coach and general manager of the St. Louis Blues from 1967 through 1971 and he guided the Blues to three Stanley Cup final appearances.

As a coach, Bowman also has had a great deal of international coaching experience. He served as head coach of Team Canada in 1981 Canada Cup tournament; he was chief coach of Team Canada, winner of the 1976 Canada Cup tournament and coach of the 1979 NHL All-Stars in the three-game series against the Soviet Union. In 1977, he was named NHL Coach of the Year.

Scott and his wife, Suella, and family reside in suburban Amherst.

William Scott Bowman
Born in Montreal, Que., September 18, 1933

Team	Seasons	REGULAR SEASON				PCTG.	PLAYOFFS			
		GC	W	L	T		GC	W	L	PCTG.
St. Louis, Montreal, Buffalo	15	1067	632	249	186	.679	177	111	66	.627

Bowman is third on the NHL all-time coaches list for games coached and he is only the second coach to ever guide teams to more than 600 wins. He also has the most playoff wins in NHL history.



JOHN "BUCKY" KANE

Assistant to the General Manager

No one in the Sabres' organization spends more time away from home than Bucky Kane. Although Bucky and his wife Ellen have a home in Mattapan, Mass., once the Sabres begin training camp each September, Bucky can be found anywhere from Buffalo to Victoria, B.C. to Finland.

Though his Christian name is John, he's known throughout the hockey world as "Bucky." Most of Bucky's hours during the season are occupied traveling to and from various points in the hockey world in search of future Sabres.

Because Scott Bowman serves double duty as the Sabres' coach and general manager, many of the day-to-day general manager duties fall into Bucky's hands. In addition to his duties with the Sabres and scouting, Bucky keeps close watch over the Sabres' top affiliate, the AHL Rochester Americans, and often travels with the club.

A native of Boston and a former employee of the Boston public school system, Bucky joined the Bruins' organization under the late Lynn Patrick in 1950 and worked for two decades with famed Boston scout Harold "Baldy" Cotton. He joined the Sabres' organization in 1970 and increased his involvement in personnel matters under Bowman.



JIM ROBERTS

Associate Coach

As a player and now as a coach, Jim Roberts was concerned with one facet of the game—the end result. During his 15-year playing career, spent with Montreal and St. Louis, the former right winger/defenseman had modest offensive statistics (126 goals and 194 assists in 1006 games) but he did earn a reputation as a winner. Jim earned five Stanley Cup rings while playing with the Canadiens under Scott Bowman.


Entering his fifth season as a member of the Sabres' coaching staff, Jim has been involved in all coaching duties. The

43-year-old Roberts has been in charge behind the bench (45 games during the 1981-82 season) and during practice while also working alongside Bowman on the headset during all other games. Other duties include the complicated travel itineraries that are necessary in the National Hockey League.

Once again in 1983-84, Jim can be expected to be on the receiving end of the Sabres' press box to bench walkie-talkie system with Red Berenson. Because of Bowman's general manager duties, Jim and Red will also run a portion of the Sabres' practices.

Jim and his wife Judy, and their two daughters, Vicki and Corri, live in

8 Williamsville.



RED BERENSON

Assistant Coach

Buffalo is the only NHL club that can lay claim to having three one-time NHL Coaches of the Year in its system. While Scott Bowman (1977) and Rochester Coach Joe Crozier (1973) have won the award, Red Berenson was the most recent winner (1981) after guiding the St. Louis Blues to their finest record in history (45-18-17).

Red spent 16 seasons in the NHL at the playing level (Montreal, New York Rangers, St. Louis and Detroit) and

compiled impressive statistics (261 goals and 397 assists in 987 games) while having his name engraved on the Stanley Cup on one occasion with Montreal (1965).

A student of the game, Red's head coaching experience began during the 1979-80 season when he took over the reins in St. Louis for the final 56 regular season games (27-20-9). The following season, the Blues posted the NHL's second best overall mark.

Red joined the Sabres prior to the 1982-83 season and spent considerable amounts of time working individually with players on various facets of the game. On game nights, Red is in the press box, looking for Sabres' strengths and weaknesses and then relaying the information to Jim Roberts on the Sabres' bench.

Red and his wife Joy, their two daughters, Kelly and Sandy, and two sons, Gordie and Rusty, reside in Clarence.



FRANK CHRISTIE
Trainer



RIP SIMONICK
Assistant Trainer



J. MICHAEL DUFFETT
Administrative Director
of Scouting



PAUL GOULET
Head Scout
Ontario



RUDY MIGAY
Head Scout
Western Canada



MIKE RACICOT
Head Scout
Quebec



DENNIS McIVOR
Scout



JACK BOWMAN
Scout



DON BARRIE
Scout

The Staff



EVELYN BATTLESON
Receptionist



ROBERT M. DAHAR
Accounting Manager



BIRGID HAENSEL
Accounting



LINDA MacDONALD
Secretary-Hockey Dept.



CHERYL SMITH
Secretary-V.P./Finance



BARBARA BAUMANN
Ticket Office



TED DARLING
Voice of the Sabres



DEBBIE HARBISON
Secretary-Hockey Dept.




GERRY MAGILL
Staff Assistant



GRETCHEN STAEHELL
Director of Tickets



SUE BRITTAIN
Secretary-Marketing



STEVE DONNER
Sales Promotion Manager




GERRY HELPER
Director of Public Relations



PAUL MECCA
Sales Representative



PAUL WIELAND
Director of Communications



ROBERT E. CHAMBERS, JR.
Director of Marketing



PAT GEREVICS
Ticket Office



CHRIS IVANSITZ
Accounting



JEFFREY POKERWINSKI
Special Projects Manager



VERNA WOJCIK
Executive Secretary



MARY ANN GERMANN
Secretary-Communications



DINA GRABER
Accounting



MARY JONES
Accounting



PAT KOCSIS
Ticket Office



LINDA REED
Accounting



SCOTT ROSS
Merchandise Manager

The Year Past

BUFFALO SABRES' 1982-83 SCORES

GAME NO.	DATE	VISITING TEAM	SCORE	HOME TEAM	W	L	T	GF	GA	PTS
1	Oct. 6	Quebec	6 4	BUFFALO	0	1	0	4	6	0
2	Oct. 9	BUFFALO	4 6	Quebec	0	2	0	8	12	0
3	Oct. 10	Hartford	4 4	BUFFALO	0	2	1	12	16	1
4	Oct. 14	BUFFALO	2 4	Philadelphia	0	3	1	14	20	1
5	Oct. 16	BUFFALO	9 2	Washington	1	3	1	23	22	3
6	Oct. 17	Edmonton	4 6	BUFFALO	2	3	1	29	26	5
7	Oct. 20	BUFFALO	0 4	Chicago	2	4	1	29	30	5
8	Oct. 23	BUFFALO	2 6	Detroit	2	5	1	31	36	5
9	Oct. 24	St. Louis	2 6	BUFFALO	3	5	1	37	38	7
10	Oct. 26	BUFFALO	7 7	Montreal	3	5	2	44	45	8
11	Oct. 30	BUFFALO	3 3	Toronto	3	5	3	47	48	9
12	Oct. 31	Montreal	1 3	BUFFALO	4	5	3	50	49	11
13	Nov. 3	Boston	3 2	BUFFALO	4	6	3	52	52	11
14	Nov. 6	BUFFALO	5 2	Hartford	5	6	3	57	54	13
15	Nov. 7	Vancouver	1 3	BUFFALO	6	6	3	60	55	15
16	Nov. 10	Philadelphia	2 7	BUFFALO	7	6	3	67	57	17
17	Nov. 13	BUFFALO	2 3	Boston	7	7	3	69	60	17
18	Nov. 14	Pittsburgh	6 6	BUFFALO	7	7	4	75	66	18
19	Nov. 17	BUFFALO	7 2	Winnipeg	8	7	4	82	68	20
20	Nov. 18	BUFFALO	1 2	Minnesota	8	8	4	83	70	20
21	Nov. 20	BUFFALO	5 2	Los Angeles	9	8	4	88	72	22
22	Nov. 24	BUFFALO	4 2	Hartford	10	8	4	92	74	24
23	Nov. 26	St. Louis	6 8	BUFFALO	11	8	4	100	80	26
24	Nov. 28	NY Rangers	3 7	BUFFALO	12	8	4	107	83	28
25	Dec. 1	Montreal	2 2	BUFFALO	12	8	5	109	85	29
26	Dec. 4	BUFFALO	2 3	Quebec	12	9	5	111	88	29
27	Dec. 5	Chicago	3 3	BUFFALO	12	9	6	114	91	30
28	Dec. 8	BUFFALO	2 4	Pittsburgh	12	10	6	116	95	30
29	Dec. 11	BUFFALO	2 3	Montreal	12	11	6	118	98	30
30	Dec. 12	Hartford	3 1	BUFFALO	12	12	6	119	101	30
31	Dec. 14	BUFFALO	5 3	NY Islanders	13	12	6	124	104	32
32	Dec. 16	BUFFALO	1 8	Boston	13	13	6	125	112	32
33	Dec. 18	BUFFALO	5 4	Quebec	14	13	6	130	116	34
34	Dec. 19	Quebec	1 3	BUFFALO	15	13	6	133	117	36
35	Dec. 22	BUFFALO	3 1	NY Rangers	16	13	6	136	118	38
36	Dec. 26	Detroit	2 2	BUFFALO	16	13	7	138	120	39
37	Dec. 31	NY Islanders	1 5	BUFFALO	17	13	7	143	121	41
38	Jan. 2	Hartford	4 8	BUFFALO	18	13	7	151	125	43
39	Jan. 4	BUFFALO	2 5	NY Islanders	18	14	7	153	130	43
40	Jan. 5	BUFFALO	3 3	NY Rangers	18	14	8	156	133	44
41	Jan. 7	Vancouver	5 5	BUFFALO	18	14	9	161	138	45
42	Jan. 9	Los Angeles	2 7	BUFFALO	19	14	9	168	140	47
43	Jan. 12	Quebec	1 2	BUFFALO	20	14	9	170	141	49
44	Jan. 14	Washington	2 3	BUFFALO	21	14	9	173	143	51
45	Jan. 15	BUFFALO	4 2	Washington	22	14	9	177	145	53
46	Jan. 20	BUFFALO	0 4	Boston	22	15	9	177	149	53
47	Jan. 22	BUFFALO	1 4	Montreal	22	16	9	178	153	53
48	Jan. 23	Winnipeg	2 5	BUFFALO	23	16	9	183	155	55
49	Jan. 26	Montreal	3 7	BUFFALO	24	16	9	190	158	57
50	Jan. 28	Chicago	2 6	BUFFALO	25	16	9	196	160	59

1982-83 BUFFALO SABRES' FINAL SCORES

51	Jan. 29	BUFFALO	3 5	Toronto	25	17	9	199	165	59
52	Feb. 2	Minnesota	2 2	BUFFALO	25	17	10	201	167	60
53	Feb. 5	BUFFALO	0 0	Quebec	25	17	11	201	167	61
54	Feb. 6	Boston	5 1	BUFFALO	25	18	11	202	172	61
55	Feb. 10	BUFFALO	2 7	Los Angeles	25	19	11	204	179	61

12

GAME NO.	DATE	VISITING TEAM	SCORE	HOME TEAM	W	L	T	GF	GA	PTS
56	Feb. 12	BUFFALO	2 4	Calgary	25	20	11	206	183	61
57	Feb. 14	BUFFALO	4 6	St. Louis	25	21	11	210	189	61
58	Feb. 16	Boston	1 3	BUFFALO	26	21	11	213	190	63
59	Feb. 18	Calgary	1 5	BUFFALO	27	21	11	218	191	65
60	Feb. 20	Edmonton	5 4	BUFFALO	27	22	11	222	196	65
61	Feb. 21	BUFFALO	4 4	New Jersey	27	22	12	226	200	66
62	Feb. 23	Philadelphia	2 4	BUFFALO	28	22	12	230	202	68
63	Feb. 25	Boston	6 7	BUFFALO	29	22	12	237	208	70
64	Feb. 27	New Jersey	2 6	BUFFALO	30	22	12	243	210	72
65	Mar. 1	BUFFALO	6 5	Hartford	31	22	12	249	215	74
66	Mar. 3	BUFFALO	3 2	Boston	32	22	12	252	217	76
67	Mar. 4	Pittsburgh	2 10	BUFFALO	33	22	12	262	219	78
68	Mar. 6	Detroit	4 6	BUFFALO	34	22	12	268	223	80
69	Mar. 8	BUFFALO	1 5	Minnesota	34	23	12	269	228	80
70	Mar. 9	BUFFALO	0 6	Winnipeg	34	24	12	269	234	80
71	Mar. 12	BUFFALO	3 8	Vancouver	34	25	12	272	242	80
72	Mar. 13	BUFFALO	2 6	Edmonton	34	26	12	274	248	80
73	Mar. 16	Calgary	3 5	BUFFALO	35	26	12	279	251	82
74	Mar. 19	BUFFALO	6 4	Montreal	36	26	12	285	255	84
75	Mar. 20	Montreal	7 4	BUFFALO	36	27	12	289	262	84
76	Mar. 23	Hartford	3 8	BUFFALO	37	27	12	297	265	86
77	Mar. 27	Quebec	6 6	BUFFALO	37	27	13	303	271	87
78	Mar. 29	BUFFALO	4 5	Hartford	37	28	13	307	276	87
79	Mar. 31	BUFFALO	8 5	New Jersey	38	28	13	315	281	89
80	Apr. 3	Toronto	4 3	BUFFALO	38	29	13	318	285	89

BUFFALO SABRES' 1983 PLAYOFF SCORES

GAME NO.	DATE	VISITING TEAM	SCORE	HOME TEAM
1	Apr. 6	BUFFALO	1 0	Montreal
2	Apr. 7	BUFFALO	3 0	Montreal
3	Apr. 9	Montreal	2 4	BUFFALO
Buffalo won Adams Division semi-final round 3 games to 0				
4	Apr. 14	BUFFALO	7 4	Boston
5	Apr. 15	BUFFALO	3 5	Boston
6	Apr. 17	Boston	3 4	BUFFALO
7	Apr. 18	Boston	6 2	BUFFALO
8	Apr. 20	BUFFALO	0 9	Boston
9	Apr. 22	Boston	3 5	BUFFALO
10	Apr. 24	BUFFALO	2 3*	Boston

*Brad Park scored at 1:56 of overtime

Boston won Adams Division final round 4 games to 3

SABRES' RECORD BY YEAR

Year	GP	W	L	T	GF	GA	PTS
1982-83	80	38	29	13	318	285	89
1981-82	80	39	26	15	307	273	93
1980-81	80	39	20	21	327	250	99
1979-80	80	47	17	16	318	201	110
1978-79	80	36	28	16	280	263	88
1977-78	80	44	19	17	288	215	105
1976-77	80	48	24	8	301	220	104
1975-76	80	46	21	13	339	240	105
1974-75	80	49	16	15	354	240	113
1973-74	78	32	34	12	242	250	76
1972-73	78	37	27	14	257	219	88
1971-72	78	16	43	19	203	289	51
1970-71	78	24	39	15	217	291	63

13

1982-83 FINAL NHL STANDINGS

PRINCE OF WALES CONFERENCE

Charles Adams Division						
	GP	W	L	T	GF	GA
Boston	80	50	20	10	327	228
Montreal	80	42	24	14	350	286
BUFFALO	80	38	29	13	318	285
Quebec	80	34	34	12	343	336
Hartford	80	19	54	7	261	403

Lester Patrick Division						
	GP	W	L	T	GF	GA
Philadelphia	80	49	23	8	326	240
NY Islanders	80	42	26	12	302	226
Washington	80	39	25	16	306	283
NY Rangers	80	35	35	10	306	287
New Jersey	80	17	49	14	230	338
Pittsburgh	80	18	53	9	257	394

CLARENCE CAMPBELL CONFERENCE

James Norris Division						
	GP	W	L	T	GF	GA
Chicago	80	47	23	10	338	268
Minnesota	80	40	24	16	321	290
Toronto	80	28	40	12	293	330
St. Louis	80	25	40	15	285	316
Detroit	80	21	44	15	263	344

Conn Smythe Division						
	GP	W	L	T	GF	GA
Edmonton	80	47	21	12	424	315
Calgary	80	32	34	14	321	317
Vancouver	80	30	35	15	303	309
Winnipeg	80	33	39	8	311	333
Los Angeles	80	27	41	12	308	365

INDIVIDUAL SCORING LEADERS

PLAYER	TEAM	GP	G	A	PTS	PIM
Wayne Gretzky	Edmonton	80	71	125	196	59
Peter Stastny	Quebec	75	47	77	124	78
Denis Savard	Chicago	78	35	85	120	99
Mike Bossy	NY Islanders	79	60	58	118	20
Marcel Dionne	Los Angeles	80	56	51	107	22
Barry Pederson	Boston	77	46	61	107	47
Mark Messier	Edmonton	77	48	58	106	72
Michel Goulet	Quebec	80	57	48	105	51
Glenn Anderson	Edmonton	72	48	56	104	70
Kent Nilsson	Calgary	80	46	58	104	10
Jari Kurri	Edmonton	80	45	59	104	22

LEADING NHL GOALTENDERS

GOALTENDERS	TEAM	GPI	Mins	GA	EN	SO	Avg	W	L	T
Roland Melanson	NY Islanders	44	2460	109	3	1	2.66	24	12	5
Billy Smith	NY Islanders	41	2340	112	2	1	2.87	18	14	7
NY Islanders	TOTAL	80	4800	226		2	2.83	42	26	12
Pete Peeters	Boston	62	3611	142	2	8	2.36	40	11	9
Marco Baron	Boston	9	516	33	1	0	3.84	6	3	0
Mike Moffat	Boston	13	673	49	1	0	4.37	4	6	1
Boston	TOTAL	80	4800	228		8	2.85	50	20	10
Bob Froese	Philadelphia	24	1406	59	0	4	2.52	17	4	2
Pelle Lindbergh	Philadelphia	40	2334	116	2	3	2.98	23	13	3
Rick St. Croix	Philadelphia	16	940	54	1	0	3.45	9	5	2
Michel Larocque	Philadelphia	2	120	8	0	0	4.00	0	1	1
Philadelphia	TOTAL	80	4800	240		7	3.00	49	23	8
Murray Bannerman	Chicago	41	2460	127	2	4	3.10	24	12	5
Tony Esposito	Chicago	39	2340	135	4	1	3.46	23	11	5
Chicago	TOTAL	80	4800	268		5	3.35	47	23	10
Robbie Moore	Washington	1	20	1	1	0	3.00	0	1	0
Pat Riffin	Washington	38	2161	121	4	0	3.36	17	9	9
Al Jensen	Washington	40	2358	135	1	1	3.44	21	12	6
Dave Parro	Washington	6	261	19	1	0	4.37	1	3	1
Jensen/Riffin	Washington									
Washington	TOTAL	80	4800	283		2	3.54	39	25	16
Bob Sauve	Buffalo	54	3110	179	3	1	3.45	25	20	7
Jacques Cloutier	Buffalo	25	1390	81	0	0	3.50	10	7	6
Phil Myre	Buffalo	5	300	21	1	0	4.20	3	2	0
Buffalo	TOTAL	80	4800	285		1	3.56	38	29	13

FINAL 1982-83 BUFFALO SABRES' SCORING STATISTICS

PLAYER	GP	G	A	PTS	PIM	PPG	SHG	GWG
Gil Perreault	77	30	46	76	34	8	2	5
Tony McKegney	78	36	37	73	18	10	0	2
Phil Housley	77	19	47	66	39	11	0	2
Dale McCourt	62	20	32	52	10	3	1	3
Mike Foligno	66	22	25	47	135	4	0	4
Gilles Hamel	66	22	20	42	26	2	0	1
Ric Seiling	75	19	22	41	41	6	0	2
Andre Savard	68	16	25	41	28	3	2	2
Mike Ramsey	77	8	30	38	55	1	1	1
Dave Andreychuk	43	14	23	37	16	3	0	1
Hannu Virta	74	13	24	37	18	2	2	1
Brent Peterson	75	13	24	37	38	1	1	0
Lindy Ruff	60	12	17	29	130	2	0	1
Craig Ramsay	64	11	18	29	7	0	3	1
Paul Cyr	36	15	12	27	59	5	0	2
John Van Boxmeer	65	6	21	27	53	1	0	1
Sean McKenna	46	10	14	24	4	1	0	1
Steve Patrick	56	9	13	22	26	0	0	1
Mal Davis	24	8	12	20	0	3	0	3
Mike Moller	49	6	12	18	14	1	0	3
Larry Playfair	79	4	13	17	180	0	0	0
Bill Hajt	72	3	12	15	26	0	0	1
Dave Fenyves	24	0	8	8	14	0	0	0
Jean Francois Sauve	9	0	4	4	9	0	0	0
Geordie Robertson	5	1	2	3	7	0	0	0
Bob Sauve	54	0	2	2	8	0	0	0
Gary McAdam	4	1	0	1	0	0	0	0
Kai Suikkanen	1	0	0	0	0	0	0	0
Ron Fischer	3	0	0	0	0	0	0	0
Jere Gillis	3	0	0	0	0	0	0	0
Phil Myre	5	0	0	0	2	0	0	0
Jacques Cloutier	25	0	0	0	0	0	0	0

GOALIES	GPI	Mins	GA	EN	SO	Avg	Saves	Effcy	W	L	T
Bob Sauve	54	3110	179	3	1	3.45	1214	87.1%	25	20	7
Jacques Cloutier	25	1390	81	0	0	3.50	491	85.8%	10	7	6
Phil Myre	5	300	21	1	0	4.20	131	86.1%	3	2	0

SABRES' 1982-83 RECORD BY MONTH

AT HOME	GP	W	L	T	GF	GA	PTS
October	5	3	1	1	23	17	7
November	6	4	1	1	33	21	9
December	6	2	1	3	16	12	7
January	8	7	0	1	43	21	15
February	8	5	2	1	32	24	11
March	6	4	1	1	39	25	9
April	1	0	1	0	3	4	0
TOTALS	40	25	7	8	189	124	58

ON ROAD	GP	W	L	T	GF	GA	PTS
October	7	1	4	2	27	32	4
November	6	4	2	0	24	13	8
December	7	3	4	0	20	26	6
January	6	1	4	1	13	23	3
February	5	0	3	2	12	21	2
March	9	4	5	0	33	46	8
TOTALS	40	13	22	5	129	161	31



	GP	W	L	T	GF	GA
Buffalo	8	3	5	0	19	32
Boston	8	5	3	0	32	19

**AT BUFFALO**

Nov. 3—Boston	3	Buffalo	2
Feb. 6—Boston	5	Buffalo	1
Feb. 16—Buffalo	3	Boston	1
Feb. 25—Buffalo	7	Boston	6

AT BOSTON

Nov. 13—Boston	3	Buffalo	2
Dec. 16—Boston	8	Buffalo	1
Jan. 20—Boston	4	Buffalo	0
Mar. 3—Buffalo	3	Boston	2

GOALS BY PERIOD

	1	2	3	TOT
Buffalo	1	7	11	19
Boston	15	7	10	32

SHOTS ON GOAL

	1	2	3	TOT
Buffalo	62	78	74	214
Boston	77	55	62	194

BUFFALO

	GP	G	A	PTS	PIM
Andreychuk	5	3	2	5	6
Peterson	7	3	2	5	4
Cyr	5	3	1	4	2
Housley	8	1	3	4	9
McKegney	8	1	3	4	0
Ruff	7	3	0	3	5
Foligno	6	0	3	3	16
Davis	3	1	1	2	0
McCourt	6	1	1	2	4
Savard	8	1	1	2	0
Virta	6	0	2	2	2
Ramsey	8	0	2	2	6
Van Boxmeer	6	1	0	1	2
Perreault	7	1	0	1	4
Robertson	1	0	1	1	0
Moller	4	0	1	1	0
McKenna	5	0	1	1	0
Ramsay	5	0	1	1	0
Hamel	6	0	1	1	2
Playfair	8	0	1	1	9
Myre	1	0	0	0	0
Cloutier	3	0	0	0	0
Fenyves	3	0	0	0	2
B. Sauve	4	0	0	0	0
Patrick	5	0	0	0	2
Seiling	8	0	0	0	2
<i>Hajt</i>	<i>8</i>	<i>0</i>	<i>3</i>	<i>3</i>	<i>0</i>
TOTALS	8	19	27	46	77

BOSTON

	GP	G	A	PTS	PIM
McNab	8	2	10	12	2
K. Crowder	8	4	7	11	4
Pederson	8	4	4	8	6
Middleton	8	5	2	7	2
Krushelnyski	8	3	4	7	5
Fergus	8	3	4	7	2
Bourque	7	0	7	7	0
O'Connell	8	1	5	6	10
MacTavish	8	3	2	5	0
B. Crowder	8	3	1	4	9
Milbury	8	2	2	4	22
O'Reilly	3	2	0	2	5
Dufour	8	0	2	2	11
Howe	8	0	2	2	2
Park	7	0	1	1	6
Kluzak	8	0	1	1	0
Cashman	8	0	1	1	0
Kasper	1	0	0	0	0
Hillier	7	0	0	0	4
Palmer	7	0	0	0	2
Peeters	8	0	0	0	2
TOTALS	8	32	55	87	94

SCORING**BUFFALO GOALIES**

	GPI	Mins	GA	EN	SO	Avg Saves	Effcy	W	L	T	
Myre	1	60	2	0	0	2.00	24	92.3%	1	0	0
B. Sauve	4	239:18	15	0	0	3.76	85	85.0%	2	2	0
Cloutier	3	179:25	15	0	0	5.03	53	77.9%	0	3	0

BOSTON GOALIES

	GPI	Mins	GA	EN	SO	Avg Saves	Effcy	W	L	T	
Peeters	8	478:20	18	1	1	2.26	195	91.5%	5	3	0

GAME WINNING GOALS: Cyr, Housley, Davis, Fergus (2), K. Crowder, Pederson, Milbury**POWER PLAY GOALS:** Andreychuk, Housley, Davis, McCourt, Perreault, McNab, K. Crowder, Pederson, O'Connell**SHORTHANDED GOALS:** O'Reilly

Last Buffalo win in Buffalo: Feb. 25, 1983 (7-6)

Last Buffalo win in Boston: Mar. 3, 1983 (3-2)

Last Boston win in Boston: Jan. 20, 1983 (4-0)

Last Boston win in Buffalo: Feb. 6, 1983 (5-1)



	GP	W	L	T	GF	GA
Buffalo	3	2	1	0	12	8
Calgary	3	1	2	0	8	12

**AT BUFFALO**

Feb. 18—Buffalo	5	Calgary	1
Mar. 16—Buffalo	5	Calgary	3

AT CALGARY

Feb. 12—Calgary	4	Buffalo	2
-----------------	---	---------	---

GOALS BY PERIOD

	1	2	3	TOT
Buffalo	6	4	2	12
Calgary	2	2	4	8

SHOTS ON GOAL

	1	2	3	TOT
Buffalo	33	29	32	94
Calgary	23	42	29	94

BUFFALO

	GP	G	A	PTS	PIM
Seiling	3	3	2	5	2
Housley	3	2	3	5	2
Perreault	3	1	4	5	0
Peterson	2	1	2	3	0
McCourt	2	0	3	3	0
Savard	2	1	1	2	0
Hamel	3	1	1	2	0
Robertson	2	1	0	1	2
Davis	2	1	0	1	0
Hajt	3	1	0	1	4
Ramsay	1	0	1	1	0
Patrick	2	0	1	1	0
Playfair	3	0	1	1	6
Fenyves	3	0	1	1	2
Cyr	3	0	1	1	0
Andreychuk	3	0	1	1	2
Van Boxmeer	1	0	0	0	0
Ruff	1	0	0	0	0
Moller	1	0	0	0	0
Suikkanen	1	0	0	0	0
Virta	2	0	0	0	0
Foligno	2	0	0	0	2
Ramsay	3	0	0	0	0
McKegney	3	0	0	0	0
B. Sauve	3	0	0	0	0

CALGARY

	GP	G	A	PTS	PIM
McDonald	3	3	0	3	4
Reinhart	3	1	2	3	2
Beers	3	1	2	3	0
Chouinard	3	0	3	3	0
Nilsson	3	1	1	2	0
Lavallee	3	1	1	2	0
Jackson	3	1	1	2	0
Risebrough	2	0	1	1	2
Russell	3	0	1	1	6
Eljoranta	3	0	1	1	0
Macoun	3	0	1	1	0
Christoff	1	0	0	0	0
Mokosak	1	0	0	0	0
Jalonen	1	0	0	0	0
Meredith	1	0	0	0	0
Rioux	1	0	0	0	0
Hindmarch	2	0	0	0	0
Konroyd	3	0	0	0	0
Dunn	3	0	0	0	0
Hislop	3	0	0	0	0
Peplinski	3	0	0	0	2
Bridgman	3	0	0	0	2
Edwards	3	0	0	0	0

SCORING**TOTALS**

3	12	22	34	22
----------	-----------	-----------	-----------	-----------

TOTALS

3	8	14	22	18
----------	----------	-----------	-----------	-----------

BUFFALO GOALIES

	GPI	Mins	GA	EN	SO	Avg Saves	Effcy	W	L	T	
B. Sauve	3	179:24	7	1	0	2.35	86	91.5%	2	1	0

CALGARY GOALIES

	GPI	Mins	GA	EN	SO	Avg Saves	Effcy	W	L	T	
Edwards	3	180	12	0	0	4.00	82	87.2%	1	2	0

GAME WINNING GOALS: Seiling, Davis, Beers**POWER PLAY GOALS:** Housley

Last Buffalo win in Buffalo: Mar. 16, 1983 (5-3)

Last Buffalo win in Calgary: Sabres have never won in Calgary (0-4-1)

Last Calgary win in Calgary: Feb. 12, 1983 (4-2)

Last Calgary win in Buffalo: Calgary has never won in Buffalo (0-4-1)

Last Flames' win in Buffalo: January 31, 1979 (5-2)



	GP	W	L	T	GF	GA
Buffalo	3	1	2	0	12	15
Edmonton	3	2	1	0	15	12

AT BUFFALO

Oct. 17—Buffalo	6	Edmonton	4
Feb. 20—Edmonton	5	Buffalo	4

AT EDMONTON

Mar. 13—Edmonton	6	Buffalo	2
------------------	---	---------	---

GOALS BY PERIOD

PERIOD	BUFFALO				EDMONTON			
	1	2	3	TOT	1	2	3	TOT
Buffalo	5	3	4	12	34	35	22	91
Edmonton	4	5	6	15	32	33	20	85

BUFFALO						EDMONTON					
GP	G	A	PTS	PIM		GP	G	A	PTS	PIM	
Housley	3	1	5	6	0	Gretzky	3	2	5	7	0
McKegney	3	3	2	5	2	Kurri	3	3	1	4	0
Cyr	3	2	2	4	2	Coffey	3	1	3	4	6
Foligno	2	1	2	3	2	Lowe	3	0	4	4	2
Perreault	3	1	2	3	2	Lindstrom	1	1	2	3	2
McCourt	3	0	3	3	0	Roulston	3	1	2	3	2
Patrick	2	0	2	2	2	Anderson	3	1	2	3	0
Andreychuk	1	1	0	1	0	Messier	2	1	1	2	2
Ruff	2	1	0	1	0	Pouzar	3	1	1	2	0
Davis	2	1	0	1	0	Hunter	3	1	1	2	10
Seiling	3	1	0	1	4	Linseman	3	1	1	2	6
Robertson	1	0	1	1	5	Hughes	3	1	0	1	0
Hamel	2	0	1	1	2	Lumley	3	1	0	1	2
Virta	3	0	1	1	2	Gregg	3	0	1	1	2
Ramsey	3	0	1	1	2	Huddy	3	0	1	1	2
Peterson	3	0	1	1	0	Jackson	1	0	0	0	0
Moller	1	0	0	0	0	Unger	1	0	0	0	0
McAdam	1	0	0	0	0	Habscheid	1	0	0	0	0
Van Boxmeer	2	0	0	0	2	Fuhr	1	0	0	0	0
Hajt	2	0	0	0	0	Lariviere	2	0	0	0	2
Fenyves	2	0	0	0	0	Boschman	2	0	0	0	11
Ramsay	2	0	0	0	0	Semenko	2	0	0	0	0
Savard	2	0	0	0	0	Fogolin	3	0	0	0	2
Playfair	3	0	0	0	2	Moog	3	0	0	0	0
B. Sauve	3	0	0	0	0						
TOTALS	3	12	23	35	29	TOTALS	3	15	25	40	51

BUFFALO GOALIES	GPI	Mins	GA	EN	SO	Avg Saves	Effcy	W	L	T	
B. Sauve	3	178:37	15	0	0	5.03	70	82.3%	1	2	0

EDMONTON GOALIES	GPI	Mins	GA	EN	SO	Avg Saves	Effcy	W	L	T	
Fuhr	1	39:16	2	0	0	3.08	17	89.4%	0	1	0
Moog	3	140	10	0	0	4.28	62	86.1%	2	0	0

GAME WINNING GOALS: Cyr, Pouzar, Hughes**POWER PLAY GOALS:** Ruff, McKegney, Seiling, Foligno, Andreychuk, Davis, Kurri, Lumley

Last Buffalo win in Buffalo: Oct. 17, 1982 (6-4)

Last Buffalo win in Edmonton: Mar. 12, 1982 (3-2)

Last Edmonton win in Edmonton: Mar. 13, 1983 (6-2)

Last Edmonton win in Buffalo: Feb. 20, 1983 (5-4)



	GP	W	L	T	GF	GA
Buffalo	8	5	2	1	40	28
Hartford	8	2	5	1	28	40

AT BUFFALO

Oct. 10—Buffalo	4	Hartford	4
Dec. 12—Hartford	3	Buffalo	1
Jan. 2—Buffalo	8	Hartford	4
Mar. 23—Buffalo	8	Hartford	3

AT HARTFORD

Nov. 6—Buffalo	5	Hartford	2
Nov. 24—Buffalo	4	Hartford	2
Mar. 1—Buffalo	6	Hartford	5
Mar. 29—Hartford	5	Buffalo	4

GOALS BY PERIOD

PERIOD	BUFFALO				HARTFORD			
	1	2	3	TOT	1	2	3	TOT
Buffalo	17	14	9	40	121	105	73	299
Hartford	11	5	12	28	70	62	75	207

BUFFALO						HARTFORD					
GP	G	A	PTS	PIM		GP	G	A	PTS	PIM	
McKegney	8	3	6	9	4	Francis	8	6	2	8	2
Van Boxmeer	7	0	9	9	4	Neufeld	8	4	4	8	0
Perreault	8	4	4	8	2	Johnson	7	1	7	8	0
McCourt	7	6	1	7	0	Stoughton	7	4	3	7	2
Foligno	6	4	3	7	9	Renaud	8	0	7	7	6
Peterson	7	4	3	7	6	Larouche	4	4	1	5	0
Hamel	6	4	2	6	0	Sullivan	7	2	2	4	2
Ramsey	8	1	5	6	16	Malinowski	7	0	4	4	0
Housley	7	0	6	6	2	Sulliman	7	3	0	3	0
Davis	3	2	3	5	0	Lyle	2	2	1	3	0
Savard	8	2	3	5	4	Kotsopoulos	8	1	2	3	14
Andreychuk	3	1	4	5	0	Lacroix	5	0	3	3	2
Ruff	7	1	4	5	9	Siltanen	7	0	3	3	4
Seiling	8	1	4	5	4	Miller	7	0	2	2	0
Ramsay	7	0	5	5	5	McDougal	5	1	0	1	6
Virta	8	2	2	4	0	Hoffman	1	0	1	1	0
Moller	5	3	0	3	2	Galarneau	4	0	1	1	10
Cyr	4	2	1	3	15	Adams	7	0	1	1	10
McKenna	4	0	2	2	0	McDermid	1	0	0	0	0
Fenyves	2	0	1	1	2	Brownschidle	1	0	0	0	0
Hajt	7	0	1	1	4	Smith	1	0	0	0	2
B. Sauve	7	0	1	1	0	Meagher	1	0	0	0	0
Fischer	1	0	0	0	0	Wesley	2	0	0	0	2
Gillis	1	0	0	0	0	Henderson	2	0	0	0	5
J.F. Sauve	1	0	0	0	0	Marshall	2	0	0	0	0
Cloutier	1	0	0	0	0	Veisor	3	0	0	0	0
Patrick	3	0	0	0	0	Lawless	4	0	0	0	0
Playfair	8	0	0	0	21	Millen	5	0	0	0	0
						Anderson	6	0	0	0	18
						Volcan	7	0	0	0	12
						Hospodar	7	0	0	0	8
TOTALS	8	40	70	110	109	TOTALS	8	28	44	72	105

BUFFALO GOALIES	GPI	Mins	GA	EN	SO	Avg Saves	Effcy	W	L	T	
B. Sauve	7	419:48	23	1	0	3.29	160	87.4%	5	2	0
Cloutier	1	60	4	0	0	4.00	19	82.6%	0	0	1

HARTFORD GOALIES	GPI	Mins	GA	EN	SO	Avg Saves	Effcy	W	L	T	
Millen	5	299:07	22	0	0	4.41	158	87.7%	2	3	0
Veisor	3	179:21	18	0	0	6.03	101	84.8%	0	2	1

GAME WINNING GOALS: Moller (2), Savard, Foligno, Andreychuk, Stoughton (2)**POWER PLAY GOALS:** McCourt, McKegney, Perreault, Savard, Foligno, Cyr, Peterson, Neufeld, Sulliman, Larouche**SHORTHANDED GOALS:** Perreault, Francis**PENALTY SHOT:** Blaine Stoughton successful vs. Bob Sauve on March 29, 1983

Last Buffalo win in Buffalo: Mar. 23, 1983 (8-3)

Last Buffalo win in Hartford: Mar. 1, 1983 (6-5)

Last Hartford win in Hartford: Mar. 29, 1983 (5-4)

Last Hartford win in Buffalo: Dec. 12, 1982 (3-1)



	GP	W	L	T	GF	GA
Buffalo	3	2	1	0	14	11
Los Angeles	3	1	2	0	11	14

**AT BUFFALO**

Jan. 9—Buffalo 7 Los Angeles 2

AT LOS ANGELESNov. 20—Buffalo 5 Los Angeles 2
Feb. 10—Los Angeles 7 Buffalo 2**GOALS BY PERIOD**

	1	2	3	TOT	SHOTS ON GOAL	1	2	3	TOT
Buffalo	2	4	8	14	Buffalo	25	23	33	81
Los Angeles	2	5	4	11	Los Angeles	30	31	26	87

BUFFALO	GP	G	A	PTS	PIM	LOS ANGELES	GP	G	A	PTS	PIM
Perreault	3	2	3	5	2	Ruskowski	3	2	4	6	2
McKegney	3	3	1	4	2	Fox	3	2	3	5	0
Ramsay	3	2	2	4	2	Kelly	2	3	1	4	4
Seiling	3	2	1	3	4	Dionne	3	1	1	2	0
Ramsay	3	1	2	3	0	Simmer	3	1	1	2	0
McCourt	3	1	2	3	0	Lewis	3	1	1	2	4
Van Boxmeer	3	1	1	2	2	Korab	3	0	2	2	2
Moller	3	1	1	2	0	Bonar	1	1	0	1	0
Foligno	3	1	1	2	4	Taylor	1	0	1	1	0
Savard	2	0	2	2	0	Wells	2	0	1	1	0
Housley	3	0	2	2	0	Kennedy	2	0	1	1	2
McKenna	2	0	1	1	0	L. Murphy	3	0	1	1	0
Peterson	3	0	1	1	0	Hardy	3	0	1	1	4
Virta	3	0	1	1	0	Isaksson	3	0	1	1	0
Hajt	3	0	1	1	2	Gruhl	1	0	0	0	2
Ruff	1	0	0	0	4	Morrison	1	0	0	0	0
Cyr	1	0	0	0	0	MacLellan	1	0	0	0	0
Patrick	1	0	0	0	2	Smith	1	0	0	0	0
Andreychuk	2	0	0	0	0	Mattsson	1	0	0	0	0
Cloutier	2	0	0	0	0	Chartraw	2	0	0	0	0
B. Sauve	2	0	0	0	2	M. Murphy	2	0	0	0	2
Playfair	3	0	0	0	4	Holmes	2	0	0	0	0
Hamel	3	0	0	0	2	Bozek	2	0	0	0	0
						Nicholls	2	0	0	0	0
						Hopkins	2	0	0	0	0
						Laskoski	2	0	0	0	0
						Evans	3	0	0	0	4
TOTALS	3	14	22	36	32	TOTALS	3	11	19	30	26

BUFFALO GOALIES	GPI	Mins	GA	EN	SO	Avg Saves	Effcy	W	L	T	
B. Sauve	2	63:55	2	0	0	1.88	29	93.5%	1	0	0
Cloutier	2	116:05	9	0	0	4.66	47	83.9%	1	1	0

LOS ANGELES GOALIES	GPI	Mins	GA	EN	SO	Avg Saves	Effcy	W	L	T	
Mattsson	1	60	2	0	0	2.00	20	90.9%	1	0	0
Laskoski	2	120	12	0	0	6.00	47	79.7%	0	2	0

GAME WINNING GOALS: Ramsay, Perreault, Kelly**POWER PLAY GOALS:** McKegney (2), Moller, Dionne, Kelly, Fox**SHORTHANDED GOALS:** Ruskowski

Last Buffalo win in Buffalo: Jan. 9, 1983 (7-2)

Last Buffalo win in Los Angeles: Nov. 20, 1982 (5-2)

Last Los Angeles win in Los Angeles: Feb. 10, 1983 (7-2)

Last Los Angeles win in Buffalo: Dec. 15, 1981 (4-3)



	GP	W	L	T	GF	GA
Buffalo	3	0	2	1	4	9
Minnesota	3	2	0	1	9	4

**AT BUFFALO**

Feb. 2—Buffalo 2 Minnesota 2

AT MINNESOTANov. 18—Minnesota 2 Buffalo 1
Mar. 8—Minnesota 5 Buffalo 1**GOALS BY PERIOD**

	1	2	3	TOT	SHOTS ON GOAL	1	2	3	TOT
Buffalo	1	1	2	4	Buffalo	26	31	20	77
Minnesota	1	2	6	9	Minnesota	24	26	39	89

BUFFALO	GP	G	A	PTS	PIM	MINNESOTA	GP	G	A	PTS	PIM
Perreault	3	1	1	2	0	Young	2	3	0	3	0
Peterson	3	1	1	2	0	Broten	3	2	1	3	0
McAdam	1	1	0	1	0	McCarthy	3	0	3	3	0
Ramsay	2	1	0	1	0	Ferguson	3	0	3	3	4
Foligno	1	0	1	1	4	Plett	3	1	1	2	0
McCourt	2	0	1	1	0	MacAdam	3	0	2	2	0
Ramsay	3	0	1	1	2	Eaves	3	1	0	1	2
Hamel	3	0	1	1	2	Ciccarelli	3	1	0	1	0
Fenyves	1	0	0	0	0	Bellows	3	1	0	1	2
Cyr	1	0	0	0	0	Giles	3	0	1	1	4
McKenna	1	0	0	0	0	Douglas	3	0	1	1	4
Davis	1	0	0	0	0	Meloche	1	0	0	0	0
Cloutier	1	0	0	0	0	Mandich	2	0	0	0	0
B. Sauve	1	0	0	0	0	Friest	2	0	0	0	0
Myre	1	0	0	0	2	Beaupre	2	0	0	0	0
Van Boxmeer	2	0	0	0	2	Barrett	3	0	0	0	0
Savard	2	0	0	0	0	Hartsburg	3	0	0	0	2
Moller	2	0	0	0	0	Maxwell	3	0	0	0	8
Andreychuk	2	0	0	0	4	Roberts	3	0	0	0	4
Virta	3	0	0	0	0	Smith	3	0	0	0	7
Housley	3	0	0	0	0	Payne	3	0	0	0	0
Ruff	3	0	0	0	6						
Hajt	3	0	0	0	0						
Playfair	3	0	0	0	7						
McKegney	3	0	0	0	0						
Seiling	3	0	0	0	0						
Patrick	3	0	0	0	0						
TOTAL	3	4	6	10	29	TOTALS	3	9	12	21	37

BUFFALO GOALIES	GPI	Mins	GA	EN	SO	Avg Saves	Effcy	W	L	T	
Cloutier	1	60	2	0	0	2.00	17	89.5%	0	0	1
B. Sauve	1	58:53	2	0	0	2.03	31	93.9%	0	1	0
Myre	1	59:22	4	1	0	4.07	32	88.8%	0	1	0

MINNESOTA GOALIES	GPI	Mins	GA	EN	SO	Avg Saves	Effcy	W	L	T	
Meloche	1	60	1	0	0	1.00	23	95.8%	1	0	0
Beaupre	2	120	3	0	0	1.50	50	94.3%	1	0	1

GAME WINNING GOALS: Broten (2)**POWER PLAY GOALS:** Bellows**SHORTHANDED GOALS:** Ramsay, Young

Last Buffalo win in Buffalo: Dec. 31, 1981 (4-2)

Last Buffalo win in Minnesota: Nov. 17, 1979 (4-2) Sabres are 0-4-2 in last 6 games in Minn.

Last Minnesota win in Minnesota: Mar. 8, 1983 (5-1)

Last Minnesota win in Buffalo: Oct. 25, 1981 (6-3)



	GP	W	L	T	GF	GA
Buffalo	8	3	3	2	32	31
Montreal	8	3	3	2	31	32

**AT BUFFALO**

Oct. 31—Buffalo	3	Montreal	1
Dec. 1—Buffalo	2	Montreal	2
Jan 26—Buffalo	7	Montreal	3
Mar. 20—Montreal	7	Buffalo	4

AT MONTREAL

Oct. 26—Buffalo	7	Montreal	7
Dec. 11—Montreal	3	Buffalo	2
Jan. 22—Montreal	4	Buffalo	1
Mar. 19—Buffalo	6	Montreal	4

GOALS BY PERIOD

PERIOD	1	2	3	TOT
Buffalo	14	9	9	32
Montreal	14	10	7	31

SHOTS ON GOAL

PERIOD	1	2	3	TOT
Buffalo	75	66	76	217
Montreal	76	80	60	216

BUFFALO	GP	G	A	PTS	PIM	MONTREAL	GP	G	A	PTS	PIM
Perreault	7	2	10	12	2	Walter	8	4	6	10	6
Virta	8	6	2	8	2	Naslund	8	2	8	10	0
Seiling	8	4	4	8	6	Napier	7	4	4	8	0
Foligno	8	4	2	6	12	Lafleur	7	2	5	7	2
Savard	6	2	4	6	8	Wickenheiser	8	5	1	6	2
McCourt	5	3	1	4	2	Mondou	8	3	3	6	0
McKegney	8	3	1	4	0	Tremblay	8	1	4	5	28
Ramsay	8	1	3	4	0	Picard	8	1	3	4	17
Housley	7	1	2	3	2	Gainey	8	1	3	4	6
Playfair	8	1	2	3	2	Robinson	7	2	1	3	4
Ruff	6	1	1	2	17	Acton	8	2	1	3	15
Patrick	6	1	1	2	0	Green	8	1	2	3	12
Peterson	8	1	1	2	9	Carbonneau	8	0	3	3	4
Moller	4	0	2	2	2	Shutt	7	2	0	2	0
Van Boxmeer	8	0	2	2	6	Hunter	4	1	1	2	6
Ramsey	8	0	2	2	2	Delorme	8	0	2	2	4
Hajt	8	0	2	2	2	Nattress	2	0	0	0	0
McKenna	5	1	0	1	0	Gingras	2	0	0	0	0
Hamel	7	1	0	1	0	Sevigny	3	0	0	0	0
Fenyves	2	0	1	1	0	Root	5	0	0	0	2
Cyr	2	0	1	1	0	Nilan	7	0	0	0	12
Andreychuk	5	0	1	1	0	Wamsley	7	0	0	0	0
Davis	2	0	0	0	0	Ludwig	8	0	0	0	6
B. Sauve	3	0	0	0	0						
Cloutier	5	0	0	0	0						

TOTALS 8 32 45 77 94 **TOTALS** 8 31 47 78 126

BUFFALO GOALIES	GPI	Mins	GA	EN	SO	Avg Saves	Effcy	W	L	T	
Cloutier	5	300	16	0	0	3.20	109	87.2%	2	1	2
B. Sauve	3	180	15	0	0	5.00	76	83.5%	1	2	0

MONTREAL GOALIES	GPI	Mins	GA	EN	SO	Avg Saves	Effcy	W	L	T	
Sevigny	3	124:55	4	0	0	1.92	52	92.8%	0	0	2
Wamsley	7	354:40	27	1	0	4.56	133	83.1%	3	3	0

GAME WINNING GOALS: Virta, Seiling, Ruff, Naslund, Wickenheiser, Robinson

POWER PLAY GOALS: Foligno (2), Perreault, Virta, Seiling, McCourt, Housley, Walter, Wickenheiser, Mondou

SHORTHANDED GOALS: Virta, Ramsay, Gainey

Last Buffalo win in Buffalo: Jan. 26, 1983 (7-3)

Last Buffalo win in Montreal: Mar. 19, 1983 (6-4)

Last Montreal win in Montreal: Jan. 22, 1983 (4-1)

Last Montreal win in Buffalo: Mar. 20, 1983 (7-4)



	GP	W	L	T	GF	GA
Buffalo	3	2	0	1	18	11
New Jersey	3	0	2	1	11	18

**AT BUFFALO**

Feb. 27—Buffalo 6

New Jersey 2

AT NEW JERSEY

Feb. 21—Buffalo 4 New Jersey 4
Mar. 31—Buffalo 8 New Jersey 5

GOALS BY PERIOD

PERIOD	1	2	3	TOT
Buffalo	7	6	5	18
New Jersey	3	4	4	11

SHOTS ON GOAL

PERIOD	1	2	3	TOT
Buffalo	34	41	37	112
New Jersey	25	26	30	81

BUFFALO	GP	G	A	PTS	PIM	NEW JERSEY	GP	G	A	PTS	PIM
Perreault	3	3	3	6	2	Larmer	3	0	5	5	0
McCourt	3	0	5	5	0	Gagne	3	3	1	4	0
McKegney	3	3	1	4	0	Brotten	3	1	3	4	0
Hamel	3	3	1	4	0	MacMillan	3	2	1	3	0
Cyr	3	3	1	4	15	Levo	3	1	1	2	0
Housley	3	0	4	4	4	Ludvig	3	1	1	2	0
Virta	3	1	2	3	0	Meagher	3	0	2	2	0
Ruff	3	0	3	3	2	Lorimer	3	1	0	1	2
Foligno	2	2	0	2	4	Lever	3	1	0	1	9
Ramsay	2	1	1	2	0	Ashton	3	1	0	1	2
Andreychuk	3	1	1	2	0	Palmer	2	0	1	1	0
Fenyves	3	0	2	2	2	Quenneville	3	0	1	1	2
Davis	3	0	2	2	0	Wensink	1	0	0	0	0
Seiling	2	1	0	1	0	Floyd	1	0	0	0	2
Peterson	2	0	1	1	0	Moher	1	0	0	0	0
Patrick	2	0	1	1	4	Verbeek	1	0	0	0	2
Cloutier	1	0	0	0	0	Antonovich	1	0	0	0	2
B. Sauve	1	0	0	0	0	Cameron	2	0	0	0	4
Van Boxmeer	2	0	0	0	5	Tambellini	2	0	0	0	0
Ramsey	2	0	0	0	0	Brumwell	2	0	0	0	0
Playfair	2	0	0	0	0	Vadnais	2	0	0	0	0
Myre	2	0	0	0	0	Resch	2	0	0	0	0
Hajt	3	0	0	0	2	Low	2	0	0	0	0
Savard	3	0	0	0	2	Marini	3	0	0	0	2
						Kitchen	3	0	0	0	4

TOTALS 3 18 28 46 42 **TOTALS** 3 11 16 27 29

BUFFALO GOALIES	GPI	Mins	GA	EN	SO	Avg Saves	Effcy	W	L	T	
B. Sauve	1	54:24	2	0	0	2.22	18	90.0%	0	0	1
Myre	2	120	7	0	0	3.50	50	87.7%	2	0	0
Cloutier	1	5:36	2	0	0	20.00	2	50.0%	0	0	0

NEW JERSEY GOALIES	GPI	Mins	GA	EN	SO	Avg Saves	Effcy	W	L	T	
Resch	2	100	10	0	0	6.00	54	84.3%	0	1	1
Low	2	80	8	0	0	6.00	40	83.3%	0	1	0

GAME WINNING GOALS: McKegney, Perreault

POWER PLAY GOALS: McKegney (2), Cyr, Andreychuk, Levo, Ashton, Gagne, Ludvig

SHORTHANDED GOALS: Lever

Last Buffalo win in Buffalo: Feb. 27, 1983 (6-2) Sabres are 5-0-0 in last 5 games vs. NJ/Col.

Last Buffalo win in New Jersey: Mar. 31, 1983 (8-5)

Last New Jersey win in New Jersey: NJ has never defeated Sabres in New Jersey

Last New Jersey win in Buffalo: NJ has never defeated Sabres in Buffalo

Last Col/NJ win in Buffalo: Nov. 11, 1979 (5-3)



	GP	W	L	T	GF	GA
Buffalo	3	2	1	0	12	9
NY Islanders	3	1	2	0	9	12

**AT BUFFALO**

Dec. 31—Buffalo 5 NY Islanders 1

AT NY ISLANDERSDec. 14—Buffalo 5 NY Islanders 3
Jan. 4—NY Islanders 5 Buffalo 2**GOALS BY PERIOD**

	1	2	3	TOT
Buffalo	3	4	5	12
NY Islanders	5	2	2	9

SHOTS ON GOAL

	1	2	3	TOT
Buffalo	23	35	23	81
NY Islanders	32	37	26	95

BUFFALO	GP	G	A	PTS	PIM	NEW YORK	GP	G	A	PTS	PIM
Perreault	3	2	2	4	2	D. Sutter	3	0	4	4	2
Van Boxmeer	3	1	3	4	6	B. Sutter	3	2	1	3	12
McCourt	3	2	1	3	0	Bourne	3	2	0	2	2
McKegney	3	2	1	3	0	Goring	3	1	1	2	0
Ramsey	3	1	2	3	2	Tonelli	3	0	2	2	6
Housley	3	1	2	3	2	Potvin	2	1	0	1	2
Savard	3	0	3	3	4	Persson	2	1	0	1	8
Hamel	2	2	0	2	0	Lane	3	1	0	1	20
Moller	2	0	2	2	0	Bossy	3	1	0	1	0
J.F. Sauve	2	0	2	2	2	McEwen	2	0	1	1	0
Seiling	3	1	0	1	6	Jonsson	3	0	1	1	0
Foligno	3	0	1	1	24	Morrow	3	0	1	1	6
McKenna	3	0	1	1	0	Gillies	3	0	1	1	6
Ruff	1	0	0	0	0	Trottier	3	0	1	1	0
Patrick	1	0	0	0	2	Nystrom	3	0	1	1	0
Andreychuk	1	0	0	0	0	Carroll	3	0	1	1	0
Cloutier	1	0	0	0	0	Melanson	1	0	0	0	0
B. Sauve	2	0	0	0	2	Kallur	2	0	0	0	0
Virta	3	0	0	0	0	Merrick	2	0	0	0	2
Hajt	3	0	0	0	2	Smith	2	0	0	0	16
Playfair	3	0	0	0	6	Langevin	2	0	0	0	2
Ramsay	3	0	0	0	0	Gilbert	3	0	0	0	0
Peterson	3	0	0	0	2						

TOTALS	3	12	20	32	60	TOTALS	3	9	15	24	84
---------------	----------	-----------	-----------	-----------	-----------	---------------	----------	----------	-----------	-----------	-----------

BUFFALO GOALIES	GPI	Mins	GA	EN	SO	Avg	Saves	Effcy	W	L	T
B. Sauve	2	120	6	0	0	3.00	59	90.8%	1	1	0
Cloutier	1	60	3	0	0	3.00	27	90.0%	1	0	0

NY ISLANDER GOALIES	GPI	Mins	GA	EN	SO	Avg	Saves	Effcy	W	L	T
Melanson	1	60	2	0	0	2.00	18	90.0%	1	0	0
Smith	2	120	10	0	0	5.00	51	83.6%	0	2	0

GAME WINNING GOALS: Van Boxmeer, McCourt, B. Sutter**POWER PLAY GOALS:** Perreault (2), Seiling, Bourne, Bossy, Potvin

Last Buffalo win in Buffalo: Dec. 31, 1982 (5-1)

Last Buffalo win in New York: Dec. 14, 1982 (5-3)

Last New York win in New York: Jan. 4, 1983 (5-2)

Last New York win in Buffalo: Feb. 7, 1982 (7-3)



	GP	W	L	T	GF	GA
Buffalo	3	2	0	1	13	7
NY Rangers	3	0	2	1	7	13

**AT BUFFALO**

Nov. 28—Buffalo 7 NY Rangers 3

AT NY RANGERSDec. 22—Buffalo 3 NY Rangers 1
Jan. 5—Buffalo 3 NY Rangers 3**GOALS BY PERIOD**

	1	2	3	TOT
Buffalo	4	4	5	13
NY Rangers	2	1	4	7

SHOTS ON GOAL

	1	2	3	TOT
Buffalo	36	29	22	87
NY Rangers	23	28	35	86

BUFFALO	GP	G	A	PTS	PIM	NEW YORK	GP	G	A	PTS	PIM
McKegney	3	4	2	6	0	Rogers	3	1	3	4	0
McKenna	3	2	1	3	0	Duguay	3	0	3	3	4
Patrick	3	1	2	3	2	Ftorek	3	2	0	2	0
Perreault	3	2	0	2	4	Don Maloney	3	1	1	2	2
Hamel	3	1	1	2	2	Ruotsalainen	3	0	2	2	0
Foligno	3	1	1	2	7	Hedberg	3	1	0	1	0
Ruff	1	0	2	2	0	Andersson	3	1	0	1	0
Housley	3	0	2	2	4	Pavelich	3	1	0	1	0
Playfair	3	0	2	2	0	Dave Maloney	3	0	1	1	8
McCourt	3	0	2	2	0	McClanahan	3	0	1	1	2
Ramsey	3	1	0	1	2	Fotiu	3	0	1	1	4
Ramsay	3	1	0	1	0	Leinonen	3	0	1	1	0
Seiling	2	0	1	1	0	Beck	1	0	0	0	0
Van Boxmeer	3	0	1	1	4	Nicolson	1	0	0	0	5
Hajt	3	0	1	1	2	Nilsson	1	0	0	0	0
Peterson	3	0	1	1	0	Kontos	1	0	0	0	0
B. Sauve	1	0	0	0	0	Weeks	1	0	0	0	0
Virta	2	0	0	0	2	Dore	2	0	0	0	0
Savard	2	0	0	0	0	Kleinendorst	2	0	0	0	2
J.F. Sauve	2	0	0	0	0	Silk	2	0	0	0	0
Cloutier	2	0	0	0	0	Allison	2	0	0	0	0
Moller	3	0	0	0	2	Mio	2	0	0	0	0
						Laidlaw	3	0	0	0	2
						Baker	3	0	0	0	2

TOTALS	3	13	19	32	31	TOTALS	3	7	13	20	31
---------------	----------	-----------	-----------	-----------	-----------	---------------	----------	----------	-----------	-----------	-----------

BUFFALO GOALIES	GPI	Mins	GA	EN	SO	Avg	Saves	Effcy	W	L	T
B. Sauve	1	60	1	0	0	1.00	26	96.3%	1	0	0
Cloutier	2	120	6	0	0	3.00	53	89.8%	1	0	1

NY RANGER GOALIES	GPI	Mins	GA	EN	SO	Avg	Saves	Effcy	W	L	T
Mio	2	120	6	0	0	3.00	53	89.8%	0	1	1
Weeks	1	60	7	0	0	7.00	21	75.0%	0	1	0

GAME WINNING GOALS: Foligno, Perreault**POWER PLAY GOALS:** McKegney, Hamel, McKenna, Ftorek, Don Maloney, Rogers

Last Buffalo win in Buffalo: Nov. 28, 1982 (7-3)

Last Buffalo win in New York: Dec. 22, 1982 (3-1)

Last New York win in New York: Nov. 11, 1981 (7-3)

Last New York win in Buffalo: Mar. 26, 1982 (8-5)



	GP	W	L	T	GF	GA
Buffalo	3	2	1	0	13	8
Philadelphia	3	1	2	0	8	13

**AT BUFFALO**

Nov. 10—Buffalo 7
Feb. 23—Buffalo 4

Philadelphia 2
Philadelphia 2

AT PHILADELPHIA

Oct. 14—Philadelphia 4 Buffalo 2

GOALS BY PERIOD

	1	2	3	TOT	SHOTS ON GOAL	1	2	3	TOT
Buffalo	4	4	5	13	Buffalo	29	28	28	85
Philadelphia	2	3	3	8	Philadelphia	11	31	26	68

BUFFALO	GP	G	A	PTS	PIM	PHILADELPHIA	GP	G	A	PTS	PIM
Hamel	3	2	2	4	0	Clarke	3	0	4	4	4
McCourt	3	1	3	4	0	Howe	3	2	1	3	0
Housley	3	1	2	3	2	Sittler	3	2	0	2	2
McKegney	3	1	2	3	2	Kerr	3	1	1	2	0
Seiling	3	2	0	2	4	Carson	3	1	1	2	0
Patrick	3	2	0	2	2	Michayluk	1	0	2	2	4
Andreychuk	1	1	1	2	0	Evans	2	0	2	2	0
Perreault	3	1	1	2	0	Wilson	2	1	0	1	2
Davis	1	0	2	2	0	Allison	2	1	0	1	2
Peterson	3	0	2	2	2	Cochrane	3	0	1	1	12
McKenna	2	1	0	1	0	Holmgren	3	0	1	1	4
Ramsay	2	1	0	1	0	Propp	3	0	1	1	4
Van Boxmeer	2	0	1	1	2	Dvorak	3	0	1	1	0
Hajt	2	0	1	1	0	Arthur	1	0	0	0	0
Foligno	2	0	1	1	4	Sinisalo	1	0	0	0	0
Cyr	2	0	1	1	2	Lindbergh	1	0	0	0	0
Virta	3	0	1	1	0	Froese	1	0	0	0	0
Fenyves	1	0	0	0	0	McCrimmon	2	0	0	0	4
Savard	1	0	0	0	0	Gorence	2	0	0	0	0
B. Sauve	1	0	0	0	0	Taylor	2	0	0	0	0
Moller	2	0	0	0	0	St. Croix	2	0	0	0	0
Cloutier	2	0	0	0	0	3	0	0	0	14	
Ramsay	3	0	0	0	4	Marsh	3	0	0	0	0
Ruff	3	0	0	0	12	Barber	3	0	0	0	2
Playfair	3	0	0	0	2	Flockhart	3	0	0	0	0

SCORING

TOTALS 3 13 20 33 38 **TOTALS** 3 8 15 23 54

BUFFALO GOALIES	GPI	Mins	GA	EN	SO	Avg Saves	Effic	W	L	T	
B. Sauve	1	60	2	0	0	2.00	21	91.3%	1	0	0
Cloutier	2	119:59	6	0	0	3.00	39	86.6%	1	1	0

PHILADELPHIA GOALIES	GPI	Mins	GA	EN	SO	Avg Saves	Effic	W	L	T	
Froese	1	58:19	4	0	0	4.14	24	85.7%	0	1	0
St. Croix	2	100	7	0	0	4.20	39	84.7%	1	1	0
Lindbergh	1	20	2	0	0	6.00	9	81.8%	0	0	0

GAME WINNING GOALS: McCourt, Hamel, Kerr**POWER PLAY GOALS:** Housley, McKegney, Perreault, Seiling**SHORTHANDED GOALS:** McCourt, Howe

Last Buffalo win in Buffalo: Feb. 23, 1983 (4-2) Sabres are 4-0-2 in last 6 games in Buffalo
 Last Buffalo win in Philadelphia: Feb. 5, 1981 (4-0) Sabres are 0-3-0 in last 3 games in Philadelphia
 Last Philadelphia win in Philadelphia: Oct. 14, 1982 (4-2)
 Last Philadelphia win in Buffalo: Jan. 6, 1980 (4-2)



	GP	W	L	T	GF	GA
Buffalo	3	1	1	1	18	12
Pittsburgh	3	1	1	1	12	18

**AT BUFFALO**

Nov. 14—Buffalo 6
Mar. 4—Buffalo 10

Pittsburgh 6
Pittsburgh 2

AT PITTSBURGH

Dec. 8—Pittsburgh 4 Buffalo 2

GOALS BY PERIOD

	1	2	3	TOT	SHOTS ON GOAL	1	2	3	TOT
Buffalo	6	8	4	18	Buffalo	40	33	21	94
Pittsburgh	5	4	3	12	Pittsburgh	32	22	35	89

BUFFALO	GP	G	A	PTS	PIM	PITTSBURGH	GP	G	A	PTS	PIM
McKegney	2	2	3	5	0	Carlyle	3	2	3	5	6
McCourt	3	2	3	5	0	Kehoe	3	1	3	4	0
Davis	1	2	2	4	0	Hannan	3	1	3	4	2
Hamel	3	2	2	4	4	Baxter	3	0	4	4	7
Housley	3	1	3	4	0	Bullard	2	2	1	3	0
Ramsay	3	0	4	4	7	Shedden	3	2	0	2	2
McKenna	2	2	0	2	0	Feltrin	2	1	1	2	0
Patrick	2	1	1	2	2	Malone	3	1	1	2	11
Ruff	3	1	1	2	7	Gardner	3	1	1	2	0
Hajt	3	1	1	2	0	McClelland	2	1	0	1	0
Savard	3	1	1	2	0	Price	2	0	1	1	4
Peterson	3	1	1	2	2	Herron	3	0	1	1	0
Andreychuk	1	0	2	2	0	Hakansson	3	0	1	1	0
Foligno	2	0	2	2	2	Hrynewich	1	0	0	0	0
Fenyves	2	0	2	2	0	Meighan	1	0	0	0	0
Perreault	3	0	2	2	2	Boyd	1	0	0	0	0
Cyr	1	1	0	1	0	Rissling	1	0	0	0	8
Seiling	3	1	0	1	2	Gatzos	1	0	0	0	0
Virta	2	0	1	1	0	Hotham	2	0	0	0	0
Van Boxmeer	1	0	0	0	2	Buskas	2	0	0	0	0
J.F. Sauve	1	0	0	0	0	Chorney	2	0	0	0	2
Cloutier	1	0	0	0	0	Jonathan Lee	2	0	0	0	2
Ramsay	2	0	0	0	0	Boutette	3	0	0	0	2
Moller	2	0	0	0	0	St. Laurent	3	0	0	0	0
B. Sauve	3	0	0	0	2						
Playfair	3	0	0	0	4						

SCORING

TOTALS 3 18 31 49 36 **TOTALS** 3 12 20 32 46

BUFFALO GOALIES	GPI	Mins	GA	EN	SO	Avg Saves	Effic	W	L	T	
B. Sauve	3	140	7	0	0	3.00	66	90.4%	1	1	1
Cloutier	1	40	5	0	0	7.50	11	68.7%	0	0	0

PITTSBURGH GOALIES	GPI	Mins	GA	EN	SO	Avg Saves	Effic	W	L	T	
Herron	3	180	18	0	0	6.00	76	80.8%	1	1	1

GAME WINNING GOALS: Hajt, Hannan**POWER PLAY GOALS:** Housley, Savard, Seiling, Cyr, Carlyle, Gardner**SHORTHANDED GOALS:** Peterson, Carlyle

Last Buffalo win in Buffalo: Mar. 4, 1983 (10-2) Sabres are 5-0-2 in last 7 games in Buffalo
 Last Buffalo win in Pittsburgh: Dec. 26, 1981 (7-5)
 Last Pittsburgh win in Pittsburgh: Dec. 8, 1982 (4-2)
 Last Pittsburgh win in Buffalo: Jan. 14, 1979 (5-4)



	GP	W	L	T	GF	GA
Buffalo	8	3	3	2	26	27
Quebec	8	3	3	2	27	26

**AT BUFFALO**

Oct. 6—Quebec	6	Buffalo	4
Dec. 19—Buffalo	3	Quebec	1
Jan. 12—Buffalo	2	Quebec	1
Mar. 27—Buffalo	6	Quebec	6

AT QUEBEC

Oct. 9—Quebec	6	Buffalo	4
Dec. 4—Quebec	3	Buffalo	2
Dec. 18—Buffalo	5	Quebec	4
Feb. 5—Buffalo	0	Quebec	0

GOALS BY PERIOD

	1	2	3	TOT
Buffalo	7	11	8	26
Quebec	8	11	8	27

SHOTS ON GOAL

	1	2	3	TOT
Buffalo	69	83	80	232
Quebec	52	65	72	179

BUFFALO	GP	G	A	PTS	PIM	QUEBEC	GP	G	A	PTS	PIM
Housley	7	3	3	6	4	P. Stastny	7	7	6	13	2
Andreychuk	4	3	2	5	2	Goulet	8	5	5	10	2
Hamel	6	2	3	5	5	Paiement	8	4	3	7	26
Perreault	8	2	3	5	2	Hunter	8	1	5	6	19
Foligno	8	1	4	5	20	Cloutier	7	2	3	5	7
Savard	8	2	2	4	2	M. Stastny	7	1	4	5	7
Playfair	8	1	3	4	4	A. Stastny	8	1	4	5	2
McKegney	7	2	1	3	2	Rocheffort	6	1	3	4	0
Ramsay	8	2	1	3	2	Pichette	6	0	4	4	12
McCourt	5	1	2	3	2	Wesley	5	1	2	3	2
Seiling	6	1	2	3	0	Sleighter	2	2	0	2	0
McKenna	7	1	2	3	2	Cote	8	0	2	2	4
Peterson	8	1	2	3	2	McRae	3	1	0	1	2
Virta	8	1	2	3	2	Tardif	8	1	0	1	4
Ramsay	8	1	2	3	4	Gillis	1	0	1	1	0
Cyr	4	1	1	2	15	Price	1	0	1	1	4
Moller	6	1	1	2	2	Dupont	4	0	1	1	5
J.F. Sauve	2	0	2	2	7	Marois	5	0	1	1	6
Ruff	5	0	2	2	19	Weir	8	0	1	1	14
Van Boxmeer	6	0	2	2	0	Eagles	1	0	0	0	2
Davis	1	0	1	1	0	Therrien	1	0	0	0	0
Cloutier	1	0	0	0	0	Johnson	1	0	0	0	0
Fenyves	1	0	0	0	2	Gaulin	1	0	0	0	0
Fischer	2	0	0	0	0	Eldebrink	1	0	0	0	0
Gillis	2	0	0	0	0	Malarchuk	1	0	0	0	0
Patrick	4	0	0	0	4	Richard	2	0	0	0	0
Hajt	5	0	0	0	0	Garrett	2	0	0	0	0
B. Sauve	7	0	0	0	2	David	3	0	0	0	0
						Lapointe	4	0	0	0	4
						J. Hamel	5	0	0	0	2
						Bouchard	5	0	0	0	0
						Aubry	7	0	0	0	7
						Moller	8	0	0	0	6
TOTALS	8	26	43	69	106	TOTALS	8	27	46	73	133

BUFFALO GOALIES	GPI	Mins	GA	EN	SO	Avg Saves	Effcy	W	L	T	
Cloutier	1	59:30	3	0	0	3.00	36	92.3%	0	1	0
B. Sauve	7	417:39	24	0	1	3.44	126	84.0%	3	2	2

QUEBEC GOALIES	GPI	Mins	GA	EN	SO	Avg Saves	Effcy	W	L	T	
Bouchard	5	298:46	13	0	1	2.61	140	91.5%	2	2	1
Garrett	2	120	7	0	0	3.50	40	85.1%	1	1	0
Malarchuk	1	60	6	0	0	6.00	26	81.2%	0	0	1

GAME WINNING GOALS: Ramsay, M. Moller, McKenna, Goulet, Hunter, Rocheffort
POWER PLAY GOALS: Ramsey, Housley, G. Hamel, Perreault, Savard, Seiling, A. Stastny
PENALTY SHOT: Brent Peterson unsuccessful against Dan Bouchard on Dec. 19, 1982
 Last Buffalo win in Buffalo: Jan. 12, 1983 (2-1)
 Last Buffalo win in Quebec: Dec. 18, 1982 (5-4)
 Last Quebec win in Quebec: Dec. 4, 1982 (3-2)
 Last Quebec win in Buffalo: Oct. 6, 1982 (6-4)



	GP	W	L	T	GF	GA
Buffalo	3	2	1	0	18	14
St. Louis	3	1	2	0	14	18

**AT BUFFALO**

Oct. 24—Buffalo	6	St. Louis	2
Nov. 26—Buffalo	8	St. Louis	6

AT ST. LOUIS

Feb. 14—St. Louis	6	Buffalo	4
-------------------	---	---------	---

GOALS BY PERIOD

	1	2	3	TOT
Buffalo	11	5	2	18
St. Louis	5	5	4	14

SHOTS ON GOAL

	1	2	3	TOT
Buffalo	52	28	22	102
St. Louis	26	22	22	70

BUFFALO	GP	G	A	PTS	PIM	ST. LOUIS	GP	G	A	PTS	PIM
Perreault	3	2	3	5	0	Pettersson	3	2	5	7	2
Savard	3	2	3	5	0	Dunlop	3	2	4	6	2
McKenna	2	3	1	4	0	Mullen	1	2	2	4	0
Andreychuk	2	2	2	4	0	Ramage	3	1	3	4	6
Patrick	3	1	3	4	0	Sutter	3	2	1	3	6
Seiling	3	1	2	3	0	Lemieux	2	1	2	3	0
Ramsay	2	1	2	3	0	Babych	3	2	0	2	2
McKegney	3	0	3	3	0	Bothwell	3	0	2	2	2
Ruff	3	2	0	2	0	Federko	2	1	0	1	0
McCourt	1	1	1	2	0	Turnbull	3	1	0	1	7
Cyr	1	1	1	2	6	Zuke	1	0	1	1	0
Foligno	2	1	1	2	0	Dore	1	0	1	1	2
Van Boxmeer	3	1	1	2	6	Patey	2	0	1	1	4
Virta	2	0	2	2	0	Brownschilde	3	0	1	1	0
Housley	3	0	2	2	4	Hart	1	0	0	0	0
Ramsay	2	0	1	1	0	Crawford	1	0	0	0	0
Peterson	2	0	1	1	0	Nedomansky	1	0	0	0	0
Hamel	3	0	1	1	2	Klassen	1	0	0	0	0
Fenyves	1	0	0	0	4	Vigneault	1	0	0	0	0
Robertson	1	0	0	0	0	Hanlon	2	0	0	0	0
Davis	1	0	0	0	0	Kea	2	0	0	0	0
Moller	2	0	0	0	2	Wilson	2	0	0	0	0
Cloutier	2	0	0	0	0	Lapointe	2	0	0	0	0
B. Sauve	2	0	0	0	0	Chapman	3	0	0	0	0
Hajt	3	0	0	0	0	Carlson	3	0	0	0	9
Playfair	3	0	0	0	7	Crombeen	3	0	0	0	0
						Liut	3	0	0	0	0
TOTALS	3	18	30	48	31	TOTALS	3	14	23	37	42

BUFFALO GOALIES	GPI	Mins	GA	EN	SO	Avg Saves	Effcy	W	L	T	
Cloutier	2	87:33	3	0	0	2.05	23	88.4%	2	0	0
B. Sauve	2	92:27	11	0	0	7.17	33	75.0%	0	1	0

ST. LOUIS GOALIES	GPI	Mins	GA	EN	SO	Avg Saves	Effcy	W	L	T	
Liut	3	106:14	9	0	0	5.09	40	81.6%	1	1	0
Hanlon	2	73:46	9	0	0	7.30	44	83.0%	0	1	0

GAME WINNING GOALS: Savard, Foligno, Sutter
POWER PLAY GOALS: Perreault, Cyr, Turnbull, Babych, Dunlop, Federko
 Last Buffalo win in Buffalo: Nov. 26, 1982 (8-6) Sabres are 3-0-0 in last three games in Buffalo
 Last Buffalo win in St. Louis: Feb. 16, 1982 (2-1)
 Last St. Louis win in St. Louis: Feb. 14, 1983 (6-4)
 Last St. Louis win in Buffalo: Mar. 22, 1981 (6-5)



	GP	W	L	T	GF	GA
Buffalo	3	0	2	1	9	12
Toronto	3	2	0	1	12	9

**AT BUFFALO**

Apr. 3—Toronto 4 Buffalo 3

AT TORONTOOct. 30—Buffalo 3 Toronto 3
Jan. 29—Toronto 5 Buffalo 3**GOALS BY PERIOD**

	1	2	3	TOT
Buffalo	7	1	1	9
Toronto	3	6	3	12

SHOTS ON GOAL

	1	2	3	TOT
Buffalo	27	29	22	78
Toronto	24	30	22	76

BUFFALO						TORONTO					
GP	G	A	PTS	PIM		GP	G	A	PTS	PIM	
Foligno	3	1	2	3	2	Frycer	3	3	2	5	2
Cyr	1	2	0	2	0	Terrion	3	2	3	5	0
Ruff	3	1	1	2	33	Gavin	2	1	1	2	0
McKegney	3	1	1	2	2	Anderson	3	1	1	2	0
Peterson	3	1	1	2	4	Ihnacek	3	1	1	2	0
Patrick	2	0	2	2	0	Martin	3	1	1	2	0
Andreychuk	3	0	2	2	0	Benning	3	0	2	2	4
McCourt	2	1	0	1	0	Derlago	3	0	2	2	0
Ramsey	3	1	0	1	0	Aubin	1	1	0	1	2
Perreault	3	1	0	1	0	Melrose	2	1	0	1	0
Moller	1	0	1	1	0	Vaive	3	1	0	1	0
McKenna	2	0	1	1	0	Boisvert	1	0	1	1	0
Ramsay	2	0	1	1	0	Adam	1	0	1	1	2
Playfair	3	0	1	1	31	Shand	1	0	1	1	2
Savard	3	0	1	1	2	Poddubny	2	0	1	1	0
Seiling	3	0	1	1	0	Korn	3	0	1	1	27
Hamel	1	0	0	0	2	McGill	1	0	0	0	2
Davis	1	0	0	0	0	Boimistruck	1	0	0	0	0
Cloutier	1	0	0	0	0	Duris	1	0	0	0	0
B. Sauve	2	0	0	0	0	Higgins	1	0	0	0	27
Virta	3	0	0	0	0	Daoust	1	0	0	0	0
Van Boxmeer	3	0	0	0	2	Strong	1	0	0	0	0
Housley	3	0	0	0	0	St. Croix	1	0	0	0	0
Hajt	3	0	0	0	0	Salming	2	0	0	0	2
						Gingras	2	0	0	0	0
						Harris	2	0	0	0	0
						Farrish	2	0	0	0	0
						Palmateer	2	0	0	0	0
						Nigro	3	0	0	0	0
TOTALS	3	9	15	24	78	TOTALS	3	12	18	30	70

BUFFALO GOALIES											
GPI	Mins	GA	EN	SO	Avg	Saves	Efncy	W	L	T	
Cloutier	1 60	3	0	0	3.00	18	85.7%	0	0	1	
B. Sauve	2 118:38	8	1	0	4.03	46	85.2%	0	2	0	

TORONTO GOALIES											
GPI	Mins	GA	EN	SO	Avg	Saves	Efncy	W	L	T	
Palmateer	2 120	6	0	0	3.00	41	87.2%	1	0	1	
St. Croix	1 60	3	0	0	3.00	28	90.3%	1	0	0	

GAME WINNING GOALS: Frycer, Anderson**POWER PLAY GOALS:** Cyr, Ihnacek, Martin, Vaive**SHORTHANDED GOALS:** Ramsey

Last Buffalo win in Buffalo: Jan. 15, 1982 (8-2)

Last Buffalo win in Toronto: Mar. 21, 1981 (6-2)

Last Toronto win in Toronto: Jan. 29, 1983 (5-3)

Last Toronto win in Buffalo: Apr. 3, 1983 (4-3)



	GP	W	L	T	GF	GA
Buffalo	3	1	1	1	11	14
Vancouver	3	1	1	1	14	11

**AT BUFFALO**Nov. 7—Buffalo 3 Vancouver 1
Jan. 7—Buffalo 5 Vancouver 5**AT VANCOUVER**

Mar. 12—Vancouver 8 Buffalo 3

GOALS BY PERIOD

	1	2	3	TOT
Buffalo	4	2	5	11
Vancouver	3	6	5	14

SHOTS ON GOAL

	1	2	3	TOT
Buffalo	24	24	28	76
Vancouver	28	27	28	83

BUFFALO						VANCOUVER					
GP	G	A	PTS	PIM		GP	G	A	PTS	PIM	
McKegney	3	3	1	4	2	Smyl	3	0	6	6	0
Perreault	3	1	2	3	4	Rota	3	4	0	4	2
Savard	2	1	1	2	0	Halward	3	2	2	4	0
Foligno	2	1	1	2	2	Gradin	3	2	2	4	2
Housley	3	1	1	2	2	McCarthy	3	0	3	3	0
Hajt	3	1	1	2	4	Bubla	3	0	3	3	0
McCourt	3	0	2	2	0	Sundstrom	3	1	1	2	0
Seiling	3	0	2	2	2	Lanz	2	0	2	2	0
Peterson	3	0	2	2	0	Lindgren	2	1	0	1	2
Ruff	1	1	0	1	2	Neill	2	1	0	1	4
Virta	3	1	0	1	0	Hlinka	2	1	0	1	2
Hamel	3	1	0	1	0	Lupul	2	1	0	1	2
Cyr	1	0	1	1	0	Williams	3	1	0	1	2
Andreychuk	1	0	1	1	0	MacDonald	1	0	1	1	0
Moller	2	0	1	1	0	Kirton	1	0	1	1	0
Ramsey	3	0	1	1	0	Tanti	2	0	1	1	0
Ramsay	3	0	1	1	0	Butcher	3	0	1	1	2
Fenyves	1	0	0	0	0	Lemay	3	0	1	1	0
Davis	1	0	0	0	0	Boldirev	1	0	0	0	0
McAdam	1	0	0	0	0	Fraser	1	0	0	0	2
Myre	1	0	0	0	0	Molin	1	0	0	0	0
Van Boxmeer	2	0	0	0	2	Crawford	1	0	0	0	0
McKenna	2	0	0	0	0	Ellacott	1	0	0	0	0
Patrick	2	0	0	0	0	Snepsts	2	0	0	0	2
B. Sauve	2	0	0	0	0	Minor	2	0	0	0	0
Playfair	3	0	0	0	11	Delorme	2	0	0	0	0
						Brodeur	2	0	0	0	0
TOTALS	3	11	18	29	31	TOTALS	3	14	24	38	22

BUFFALO GOALIES											
GPI	Mins	GA	EN	SO	Avg	Saves	Efncy	W	L	T	
B. Sauve	2 119:14	6	0	0	3.02	45	88.2%	1	0	1	
Myre	1 60	8	0	0	8.00	24	75.0%	0	1	0	

VANCOUVER GOALIES											
GPI	Mins	GA	EN	SO	Avg	Saves	Efncy	W	L	T	
Brodeur	2 120	6	0	0	3.00	42	87.5%	1	1	0	
Ellacott	1 60	5	0	0	5.00	23	82.1%	0	0	1	

GAME WINNING GOALS: Perreault, Sundstrom**POWER PLAY GOALS:** McKegney, Halward (2), Hlinka**SHORTHANDED GOALS:** Virta

Last Buffalo win in Buffalo: Nov. 7, 1982 (3-1) Sabres are 9-0-7 in last 16 games in Buffalo

Last Buffalo win in Vancouver: Mar. 10, 1982 (7-4)

Last Vancouver win in Vancouver: Mar. 12, 1983 (8-3)

Last Vancouver win in Buffalo: Dec. 12, 1974 (5-3)



	GP	W	L	T	GF	GA
Buffalo	3	3	0	0	16	6
Washington	3	0	3	0	6	16

**AT BUFFALO**

Jan. 14—Buffalo 3

Washington 2

AT WASHINGTONOct. 16—Buffalo 9
Jan. 15—Buffalo 4Washington 2
Washington 2**GOALS BY PERIOD**

	1	2	3	TOT
Buffalo	7	8	1	16
Washington	2	2	2	6

SHOTS ON GOAL

	1	2	3	TOT
Buffalo	34	34	26	94
Washington	28	27	24	79

BUFFALO	GP	G	A	PTS	PIM	WASHINGTON	GP	G	A	PTS	PIM
Perreault	3	3	4	7	6	Stevens	3	1	1	2	6
McKegney	3	1	4	5	0	Theberge	3	1	1	2	0
Virta	3	2	2	4	0	Carpenter	3	1	1	2	2
Housley	3	2	2	4	0	Houston	3	1	1	2	0
Savard	3	2	1	3	2	Robertson	1	1	0	1	2
Patrick	3	2	0	2	0	Maruk	3	1	0	1	2
Ruff	3	1	1	2	10	Bulley	1	0	1	1	0
Moller	3	0	2	2	2	Currie	2	0	1	1	0
Andreychuk	1	1	0	1	0	Valentine	2	0	1	1	2
Foligno	3	1	0	1	8	Engblom	2	0	1	1	0
Ramsay	3	1	0	1	0	Gartner	3	0	1	1	0
Cyr	1	0	1	1	0	Haworth	3	0	1	1	2
Hamel	2	0	1	1	0	Novy	3	0	1	1	2
Ramsey	3	0	1	1	6	Norwood	1	0	0	0	10
McCourt	1	0	0	0	2	MacKinnon	1	0	0	0	0
Cloutier	1	0	0	0	0	Parro	1	0	0	0	0
Hajt	2	0	0	0	2	Riggin	1	0	0	0	0
McKenna	2	0	0	0	0	Holt	2	0	0	0	26
B. Sauve	2	0	0	0	0	Blomqvist	2	0	0	0	4
Van Boxmeer	3	0	0	0	0	Gustafsson	2	0	0	0	0
Playfair	3	0	0	0	6	Laughlin	2	0	0	0	0
Seiling	3	0	0	0	5	Jensen	2	0	0	0	0
Peterson	3	0	0	0	7	Langway	3	0	0	0	0
						Duchesne	3	0	0	0	2
						Gould	3	0	0	0	0
						Jarvis	3	0	0	0	0
TOTALS	3	16	19	35	56	TOTALS	3	6	11	17	60

BUFFALO GOALIES	GPI	Mins	GA	EN	SO	Avg Saves	Effcy	W	L	T	
B. Sauve	2	120	4	0	0	2.00	54	93.1%	2	0	0
Cloutier	1	60	2	0	0	2.00	19	90.5%	1	0	0

WASHINGTON GOALIES	GPI	Mins	GA	EN	SO	Avg Saves	Effcy	W	L	T	
Jensen	2	118:57	7	0	0	3.53	51	87.9%	0	2	0
Riggin	1	41:11	5	0	0	7.32	17	77.3%	0	0	0
Parro	1	18:49	4	0	0	12.63	10	71.4%	0	1	0

GAME WINNING GOALS: Perreault, Patrick, Housley**POWER PLAY GOALS:** Virta, Housley, Ruff, Theberge, Carpenter, Maruk**SHORTHANDED GOALS:** Perreault, Savard

Last Buffalo win in Buffalo: Jan. 14, 1983 (3-2) Sabres are 9-0-2 in last 11 games in Buffalo

Last Buffalo win in Washington: Jan. 15, 1983 (4-2) Sabres are 8-0-1 in last 9 games in Washington

Last Washington win in Washington: Apr. 4, 1978 (4-3)

Last Washington win in Buffalo: Jan. 19, 1977 (4-2)



	GP	W	L	T	GF	GA
Buffalo	3	2	1	0	12	10
Winnipeg	3	1	2	0	10	12

**AT BUFFALO**

Jan. 23—Buffalo 5

Winnipeg 2

AT WINNIPEGNov. 17—Buffalo 7
Mar. 9—Winnipeg 6Winnipeg 2
Buffalo 0**GOALS BY PERIOD**

	1	2	3	TOT
Buffalo	4	4	4	12
Winnipeg	2	6	2	10

SHOTS ON GOAL

	1	2	3	TOT
Buffalo	40	32	27	99
Winnipeg	30	34	25	89

BUFFALO	GP	G	A	PTS	PIM	WINNIPEG	GP	G	A	PTS	PIM
Housley	3	3	2	5	0	Steen	3	2	2	4	0
McKegney	3	1	3	4	0	Hawerchuk	3	2	1	3	4
Andreychuk	1	0	3	3	2	Deblois	3	2	1	3	4
McKenna	2	0	3	3	0	Savard	3	0	3	3	2
Virta	3	0	3	3	4	Lukowich	3	0	3	3	0
Hamel	3	2	0	2	0	Christian	2	2	0	2	0
Perreault	2	1	1	2	0	MacLean	3	1	1	2	0
Playfair	3	1	1	2	11	Small	3	0	2	2	0
Ramsey	3	0	2	2	0	Arniel	3	1	0	1	2
Foligno	2	1	0	1	5	Wilson	1	0	1	1	0
McCourt	2	1	0	1	0	Lindstrom	2	0	1	1	0
Van Boxmeer	3	1	0	1	0	Spring	3	0	1	1	0
Patrick	3	1	0	1	4	Levie	1	0	0	0	0
Moller	2	0	1	1	0	Campbell	1	0	0	0	0
Peterson	3	0	1	1	0	Butler	1	0	0	0	0
Fenyves	1	0	0	0	0	Boschman	1	0	0	0	5
Cyr	1	0	0	0	0	Hopkins	1	0	0	0	0
Davis	1	0	0	0	0	Staniowski	1	0	0	0	0
McAdam	1	0	0	0	0	Soetaert	1	0	0	0	0
Cloutier	1	0	0	0	0	Maxwell	2	0	0	0	0
Ruff	2	0	0	0	0	Mann	2	0	0	0	5
Ramsay	2	0	0	0	0	Lundholm	2	0	0	0	0
Savard	2	0	0	0	4	Dupont	2	0	0	0	0
B. Sauve	2	0	0	0	0	Hayward	2	0	0	0	0
Hajt	3	0	0	0	0	Watters	3	0	0	0	2
Seiling	3	0	0	0	0	Babych	3	0	0	0	2
						Mullen	3	0	0	0	0
TOTALS	3	12	20	32	30	TOTALS	3	10	16	26	26

BUFFALO GOALIES	GPI	Mins	GA	EN	SO	Avg Saves	Effcy	W	L	T	
Cloutier	1	60	2	0	0	2.00	16	88.8%	1	0	0
B. Sauve	2	120	8	0	0	4.00	63	88.7%	1	1	0

WINNIPEG GOALIES	GPI	Mins	GA	EN	SO	Avg Saves	Effcy	W	L	T	
Hayward	2	120	5	0	1	2.50	62	92.5%	1	1	0
Staniowski	1	20	1	0	0	3.00	2	66.7%	0	0	0
Soetaert	1	40	6	0	0	9.00	23	79.3%	0	1	0

GAME WINNING GOALS: McCourt, McKegney, Deblois**POWER PLAY GOALS:** Housley (3), Hawerchuk**SHORTHANDED GOALS:** Arniel

Last Buffalo win in Buffalo: Jan. 23, 1983 (5-2) Sabres are 6-0-1 in Buffalo

Last Buffalo win in Winnipeg: Nov. 17, 1982 (7-2)

Last Winnipeg win in Winnipeg: Mar. 9, 1983 (6-0)

Last Winnipeg win in Buffalo: Jets have never won in Buffalo

TEAM	POWER PLAY GOALS		SHORTHANDED GOALS	
	By Buffalo	Against Buffalo	By Buffalo	Against Buffalo
Boston	5	4	0	1
Calgary	1	0	0	0
Chicago	2	4	2	0
Detroit	2	1	0	0
Edmonton	6	2	0	0
Hartford	7	3	1	1
Los Angeles	3	3	0	1
Minnesota	0	1	1	1
Montreal	7	3	2	1
New Jersey	4	4	0	1
NY Islanders	3	3	0	0
NY Rangers	3	3	0	0
Philadelphia	4	0	1	1
Pittsburgh	4	2	1	1
Quebec	6	1	0	0
St. Louis	2	4	0	0
Toronto	1	3	1	0
Vancouver	1	3	1	0
Washington	3	3	2	0
Winnipeg	3	1	0	1
TOTALS	67	48	12	9

1982-83 HAT TRICKS SCORED BY SABRES

Perreault, Gil	at Washington	Oct. 16, 1982
Housley, Phil	vs. Winnipeg	Jan. 23, 1983
Cyr, Paul	at Boston	Mar. 3, 1983
Virta, Hannu	at Montreal	Mar. 19, 1983

1982-83 HAT TRICKS SCORED AGAINST THE SABRES

Stastny, Peter	at Quebec	Oct. 6, 1982
	at Buffalo	Oct. 9, 1982
Kelly, John Paul	at Los Angeles	Feb. 10, 1983
Young, Tim	at Minnesota	Mar. 8, 1983
Rota, Darcy	at Vancouver	Mar. 12, 1983

SABRE PENALTY SHOTS

- Dec. 19, 1982** — Brent Peterson unsuccessful against Quebec's Dan Bouchard
Apr. 1, 1978 — Gil Perreault unsuccessful against Toronto's Mike Palmateer
Feb. 22, 1976 — Rene Robert unsuccessful against Montreal's Ken Dryden
Feb. 4, 1976 — Gil Perreault unsuccessful against Los Angeles' Rogie Vachon
Oct. 19, 1975 — Don Luce unsuccessful against Washington's Ron Low
Feb. 2, 1975 — Don Luce unsuccessful against Kansas City's Denis Herron
Jan. 25, 1975 — Richard Martin unsuccessful against Montreal's Michel Larocque
Jan. 31, 1974 — Richard Martin successful against Philadelphia's Bernie Parent at 9:31 of the second period
Dec. 20, 1973 — John Gould unsuccessful against Montreal's Michel Plasse
Nov. 7, 1970 — Paul Andrea unsuccessful against Vancouver's Dunc Wilson
LAST PENALTY SHOT AGAINST THE SABRES . . .
 Mar. 29, 1983 — Hartford's Blaine Stoughton successful against Bob Sauve
LAST UNSUCCESSFUL PENALTY SHOT AGAINST THE SABRES . . .
 Feb. 22, 1981 — Montreal's Steve Shutt unsuccessful against Don Edwards

WHAT DID THEY WEAR?

- Cloutier** (82-83); Edwards (81-82, 80-81, 79-80, 78-79, 77-78); Crozier (75-76, 74-75, 73-74, 72-73, 71-72, 70-71)
- Horton** (73-74, 72-73); Watson (71-72, 70-71)
- Virta** (82-83); Dunn (81-82, 80-81, 79-80); Stewart (78-79, 77-78); McIntosh (75-76, 74-75); Guevremont (74-75); Robitaille (74-75, 73-74, 72-73, 71-72); Pratt (70-71)
- Van Boxmeer** (82-83, 81-82, 80-81); Korab (79-80, 78-79, 77-78, 76-77, 75-76, 74-75, 73-74); Pratt (73-74, 72-73, 71-72); McMahon (70-71)
- Ramsey** (82-83, 81-82, 80-81); Van Boxmeer (79-80); Fogolin (78-79, 77-78, 76-77, 75-76, 74-75); Carriere (73-74); Hillman (72-73, 71-72); Barrie (71-72, 70-71)
- Housley** (82-83); Fischer (81-82); Schoenfeld (81-82, 80-81, 79-80, 78-79, 77-78, 76-77, 75-76, 74-75, 73-74, 72-73); Hamilton (71-72, 70-71)
- McCourt** (82-83, 81-82); Cunneynworth (81-82); Martin (80-81, 79-80, 78-79, 77-78, 76-77, 75-76, 74-75, 73-74, 72-73, 71-72); Robert (72-73); Schmaltz (70-71)
- McKegney** (82-83, 81-82, 80-81, 79-80, 78-79); Lorentz (77-78, 76-77, 75-76, 74-75, 73-74, 72-73, 71-72); R. Martin (71-72); Duff (71-72); Inglis (70-71)
- Hamel** (82-83, 81-82); Moller (81-82, 80-81); J.F. Sauve (80-81); Dudley (80-81, 79-80, 74-75); Richard (78-79, 76-77, 75-76); Gratton (74-75, 73-74, 72-73); R. Martin (72-73); Deadmarsh (72-73); Lawson (71-72); Fleming (70-71)
- Ramsay** (82-83, 81-82, 80-81, 79-80, 78-79, 77-78, 76-77, 75-76, 74-75, 73-74, 72-73); Goyette (71-72, 70-71)
- Perreault** (82-83, 81-82, 80-81, 79-80, 78-79, 77-78, 76-77, 75-76, 74-75, 73-74, 72-73, 71-72, 70-71)
- Savard** (82-83, 81-82, 80-81, 79-80, 78-79, 77-78, 76-77); McAdam (75-76); Mickey (74-75, 73-74, 72-73); Byers (71-72); Krake (70-71)
- Moller** (82-83); Haworth (81-82, 80-81); Robert (78-79, 77-78, 76-77, 75-76, 74-75, 73-74, 72-73, 71-72); Gratton (72-73); Luce (71-72); Zaine (71-72); Wyrozub (70-71)
- Robertson** (82-83); Lambert (81-82); McClanahan (80-81, 79-80); Boland (78-79); McAdam (78-79, 77-78, 76-77); Deziel (74-75); McSheffrey (74-75); Meehan (74-75, 73-74, 72-73, 71-72, 70-71)
- Selling** (82-83, 81-82, 80-81, 79-80, 78-79, 77-78); D. Smith (76-77); McNab (75-76, 74-75); Lemieux (73-74); Wyrozub (72-73); Anderson (71-72, 70-71); Deadmarsh (71-72)
- Folligno** (82-83, 81-82); Hamel (81-82); Gould (79-80); Dudley (78-79, 74-75, 73-74, 72-73); D. Smith (78-79); Stanfield (77-78, 76-77, 75-76, 74-75); Richer (72-73); F. Smith (71-72, 70-71)
- Cyr** (82-83); Hamel (81-82); Gare (81-82, 80-81, 79-80, 78-79, 77-78, 76-77, 75-76, 74-75); Terbenche (73-74, 72-73); O'Shea (71-72, 70-71)
- McKenna** (82-83); Eatough (81-82); Cunneynworth (81-82); D. Smith (81-82, 80-81, 79-80, 78-79, 77-78); Tidey (76-77); Titanic (75-76, 74-75); Stanfield (75-76); Atkinson (73-74, 72-73, 71-72, 70-71); Lacombe (70-71); Perry (70-71)
- Peterson** (82-83, 81-82); Suikkanen (81-82); Luce (80-81, 79-80, 78-79, 77-78, 76-77, 75-76, 74-75, 73-74, 72-73, 71-72); Duff (70-71); McDonald (70-71)
- J.F. Sauve** (82-83, 81-82, 80-81); Schultz (79-80, 78-79); Schock (77-78); Spencer (76-77, 75-76, 74-75, 73-74); Busniuk (73-74); Gould (73-74); Harris (72-73); Ball (71-72); Mickey (71-72); Keenan (71-72); Andrea (70-71); Lagace (70-71)
- Ruff** (82-83, 81-82, 80-81, 79-80); Guevremont (78-79, 77-78, 76-77, 75-76, 74-75); McNab (74-75); Rombough (73-74, 72-73); McKay (72-73, 71-72); Zaine (71-72); Marshall (70-71)
- Suikkanen** (82-83); Fischer (82-83); Virta (81-82); McKenna (81-82); Hess (81-82, 80-81); Cunneynworth (80-81); Ramsey (79-80); Breitenbach (78-79, 76-77, 75-76); Carriere (77-78, 74-75, 73-74, 72-73); Noris (73-74); Shack (71-72, 70-71); Gould (71-72); Robert (71-72); Terbenche (70-71)
- Hajt** (82-83, 81-82, 80-81, 79-80, 78-79, 77-78, 76-77, 75-76, 74-75, 73-74); Bromley (73-74); McNab (73-74); Wyrozub (73-74); Gould (72-73); Busniuk (72-73); Evans (71-72); McKay (71-72); Talbot (70-71); Deadmarsh (70-71)
- Davis** (82-83); Gillis (82-83); Mongrain (81-82, 80-81, 79-80); T. Martin (78-79, 77-78, 76-77, 75-76); Ramsay (71-72); Myers (70-71); Perry (70-71)
- Patrick** (82-83, 81-82, 80-81); James (81-82); Breitenbach (78-79); Tidey (77-78, 76-77); D. Smith (75-76); Wyrozub (71-72); Keenan (71-72, 70-71)
- Playfair** (82-83, 81-82, 80-81, 79-80, 78-79); Kowal (77-78, 76-77); Regan (73-74)
- B. Sauve** (82-83, 81-82, 80-81, 79-80, 78-79, 77-78, 76-77, 75-76); Fischer (81-82); Walsh (81-82); Bromley (73-74, 72-73); Farr (73-74, 72-73); Dryden (71-72, 70-71); Ball (70-71)
- Andreychuk** (82-83); Cloutier (81-82); James (81-82); Moller (80-81); Dunn (78-79, 77-78); Edwards (76-77); Bromley (75-76, 74-75, 73-74)
- Harrison** (81-82); Paavola (81-82); James (81-82); Ireland (78-79); Desjardins (77-78, 76-77, 75-76, 74-75); Farr (74-75); Dryden (73-74, 72-73, 71-72, 70-71); Daley (70-71)
- Fenyves** (82-83); Weaver (78-79); A. Smith (76-77, 75-76)
- McAdam** (82-83); W. Ramsey (77-78)
- Myre** (82-83)

SABRE CAPTAINS

Gil Perreault 82-83, 81-82	Gerry Meehan 73-74, 72-73, 71-72
Danny Gare 81-82, 80-81, 79-80, 78-79, 77-78	Floyd Smith 70-71
Jim Schoenfeld 76-77, 75-76, 74-75	

SABRES SCORING HISTORY

PLAYER	GP	G	A	PTS	PIM
PERREAU, Gil	948	421	656	1,077	392
MARTIN, Richard	681	382	313	695	475
RAMSAY, Craig	915	231	382	613	168
ROBERT, Rene	524	222	330	552	401
LUCE, Don	766	216	310	526	304
GARE, Danny	503	267	233	500	686
LORENTZ, Jim	487	134	197	331	126
SAVARD, Andre	467	130	175	305	221
SEILING, Ric	444	135	150	285	322
McKEGNEY, Tony	363	127	141	268	117
KORAB, Jerry	464	64	201	265	759
SCHOENFELD, Jim	550	45	180	225	997
VAN BOXMEER, John	294	49	166	215	239
MEEHAN, Gerry	306	94	114	208	60
HAJT, Bill	637	33	147	180	358
GUEVREMONT, Jocelyn	326	38	130	168	189
DUDLEY, Rick	279	70	94	164	264
SMITH, Derek	244	65	98	163	38
RUFF, Lindy	267	41	81	122	483
DUNN, Richie	280	21	98	119	196
STANFIELD, Fred	248	42	73	115	16
SPENCER, Brian	240	42	72	114	206
McNAB, Peter	154	49	59	108	26
FOLIGNO, Mike	122	42	56	98	284
ATKINSON, Steve	255	49	47	96	96
McCOURT, Dale	114	40	54	94	22
RAMSEY, Mike	242	19	73	92	173
McADAM, Gary	227	40	45	85	76
GOYETTE, Phil	97	18	67	85	20
FOGOLIN, Lee	329	8	68	76	424
HAWORTH, Alan	106	37	38	75	64
SAUVE, Jean Francois	98	24	49	73	67
HAMEL, Gilles	133	34	38	72	81
SHACK, Eddie	106	36	31	67	127
HOUSLEY, Phil	77	19	47	66	39
LAMBERT, Yvon	77	25	39	64	36
HAMILTON, Al	145	6	58	64	176
RICHARD, Jacques	155	24	38	62	73
PLAYFAIR, Larry	336	15	45	60	812
ROBITAILLE, Mike	170	8	46	54	122
CARRIERE, Larry	206	9	43	52	284
PETERSON, Brent	121	22	29	51	81
MARSHALL, Donny	62	20	29	49	6
PATRICK, Steve	127	18	28	46	115
MARTIN, Terry	148	20	22	42	50
HILLMAN, Larry	121	6	35	41	114
PRATT, Tracy	210	2	39	41	399
GRATTON, Norm	102	15	23	38	30
VIRTA, Hannu	77	13	25	38	22
HARRIS, Hugh	60	12	26	38	17
ANDREYCHUK, Dave	43	14	23	37	16
MICKEY, Larry	117	20	14	34	65
BARRIE, Doug	102	6	28	34	213
ANDREA, Paul	47	11	21	32	4
ANDERSON, Ron	111	14	16	30	63
KEENAN, Larry	66	9	20	29	8
CYR, Paul	36	15	12	27	59
GOULD, John	92	14	12	26	13
McKENNA, Sean	49	10	15	25	6
DUFF, Dick	61	9	15	24	12
EVANS, Chris	61	6	18	24	98
O'SHEA, Kevin	93	10	13	23	52
HORTON, Tim	124	1	22	23	109
MOLLER, Mike	63	8	14	22	14
McCLANAHAN, Rob	66	5	17	22	38
TERBENCHE, Paul	118	2	19	21	20
MONGRAIN, Bob	62	10	10	20	12
DAVIS, Malcolm	24	8	12	20	0
STEWART, Bill	81	3	17	20	116
WATSON, Jim	144	4	15	19	248
WYROZUB, Randy	100	8	10	18	10

SMITH, Floyd	83	6	12	18	48
ROMBOUGH, Doug	51	8	9	17	27
LAWSON, Danny	78	10	6	16	15
BYERS, Mike	46	9	7	16	12
FLEMING, Reg	78	6	10	16	159
BREITENBACH, Ken	68	1	13	14	49
SCHMAUTZ, Cliff	26	5	7	12	10
EDWARDS, Don	307	0	11	11	32
KRAKE, Skip	74	4	5	9	68
SCHOCK, Ron	40	4	4	8	0
FENYVES, Dave	24	0	8	8	14
HESS, Bob	33	0	8	8	14
SAUVE, Bob	179	0	8	8	14
FISCHER, Ron	18	0	7	7	6
TALBOT, Jean-Guy	57	0	7	7	36
SCHULTZ, Dave	41	3	3	6	114
CUNNEYWORTH, Randy	21	2	4	6	47
KOWAL, Joe	22	0	5	5	13
DEADMARSH, Butch	56	2	2	4	39
BROMLEY, Gary	63	0	4	4	2
ZAINE, Rod	24	2	1	3	4
ROBERTSON, Geordie	5	1	2	3	7
BOLAND, Mike	22	1	2	3	29
McKAY, Ray	40	0	3	3	18
BUSNIUK, Ron	66	0	3	3	13
CROZIER, Roger	202	0	3	3	22
LEMIEUX, Real	11	1	1	2	4
McINTOSH, Paul	47	0	2	2	66
DRYDEN, Dave	120	0	2	2	4
LACOMBE, Francois	1	0	1	1	2
WALSH, Jim	4	0	1	1	4
BALL, Terry	12	0	1	1	6
INGLIS, Billy	14	0	1	1	6
DALEY, Joe	38	0	1	1	12
DESJARDINS, Gerry	116	0	1	1	4
EATOUGH, Jeff	1	0	0	0	0
PERRY, Brian	1	0	0	0	0
SUIKKANEN, Kai	2	0	0	0	0
IRELAND, Randy	2	0	0	0	0
RAMSEY, Wayne	2	0	0	0	0
GILLIS, Jere	3	0	0	0	0
LAGACE, Jean-Guy	3	0	0	0	2
McSHEFFREY, Bryan	812	0	0	0	0
RICHER, Bob	3	0	0	0	0
TIDEY, Alex	3	0	0	0	0
MYRE, Phil	5	0	0	0	2
HARRISON, Paul	6	0	0	0	2
JAMES, Val	7	0	0	0	16
McDONALD, Brian	12	0	0	0	29
McMAHON, Mike	12	0	0	0	0
MYERS, Hap	13	0	0	0	6
NORIS, Joe	18	0	0	0	2
TITANIC, Morris	19	0	0	0	0
FARR, Rocky	19	0	0	0	0
CLOUTIER, Jacques	32	0	0	0	0

GOALTENDERS	GPI	MINS	GA	SO	EN	AVG.	W	L	T
DESJARDINS, G	116	6802	319	5	2	2.81	66	30	18
EDWARDS, D	307	17969	869	14	13	2.90	156	83	61
DRYDEN, D	120	6440	328	5	8	3.06	43	45	20
SAUVE, B	179	10124	530	7	7	3.14	84	53	32
BROMLEY, G	63	3445	184	4	2	3.20	29	17	14
CROZIER, R	202	10980	591	10	11	3.23	74	76	29
CLOUTIER, J	32	1701	94	0	0	3.32	15	8	6
SMITH, A	21	1105	62	0	1	3.37	9	6	2
FARR, R	19	722	42	0	2	3.49	2	6	3
HARRISON, P	6	229	14	0	1	3.67	2	1	1
DALEY, J	38	2073	128	1	2	3.70	12	16	8
MYRE, P	5	300	21	0	1	4.20	3	2	0
IRELAND, R	2	30	3	0	0	6.00	0	0	0

SABRE'S ALL-TIME COACHING RECORDS

(REGULAR SEASON)

Coach	Games	Wins	Losses	Ties	Percentage
FLOYD SMITH May, 1974-May, 1977	241	143	62	63	.668
ROGER NEILSON Oct., 1980-May 1981	80	39	20	21	.618
MARCEL PRONOVOST Oct., 1977-Dec., 1978	104	52	29	23	.611
SCOTT BOWMAN June, 1979-May, 1980 Oct., 1981-May 1, 1983	240	124	72	44	.608
BILLY INGLIS Dec., 1978-June, 1979	56	28	18	10	.589
JOE CROZIER Jan., 1972-May, 1974	192	77	80	35	.492
GEORGE "PUNCH" IMLACH Oct., 1970-Jan., 1972	119	32	62	25	.378

(PLAYOFFS)

SCOTT BOWMAN — 1983, 1982, 1980	28	16	12		.571
FLOYD SMITH — 1977, 1976, 1975	32	16	16		.500
ROGER NEILSON — 1981	8	4	4		.500
MARCEL PRONOVOST — 1978	8	3	5		.375
BILLY INGLIS — 1979	3	1	2		.333
JOE CROZIER — 1973	6	2	4		.333

THIRTEEN YEARS IN THE NHL

BUFFALO VERSUS	GP	W	L	T	GF	GA	PTS
Toronto	69	36	26	7	261	205	79
Minnesota	60	33	16	11	212	156	77
Detroit	61	35	20	6	227	177	76
Los Angeles	60	31	17	12	225	188	73
Pittsburgh	60	26	13	21	250	183	73
Washington	38	31	2	5	190	96	67
New York Rangers	59	26	21	12	221	209	64
Boston	79	27	42	10	256	313	64
Vancouver	58	24	20	14	194	180	62
St. Louis	56	26	21	9	193	183	61
New York Islanders	47	26	13	8	149	120	60
Chicago	57	24	21	12	169	154	60
Montreal	70	21	32	17	206	266	59
Cleveland	46	25	13	8	191	139	58
Colorado	31	25	2	4	142	76	54
Philadelphia	57	16	30	11	160	190	43
Atlanta	35	15	11	9	135	111	39
Hartford	24	14	5	5	100	70	33
Quebec	24	13	7	4	95	79	30
Winnipeg	14	10	1	3	58	37	23
Edmonton	14	5	6	3	53	58	13
Calgary	10	4	4	2	36	33	10
New Jersey	3	2	0	1	18	11	5

AT HOME	GP	W	L	T	GF	GA	PTS
Detroit	30	22	4	4	135	69	48
Toronto	35	21	12	2	145	95	44
Minnesota	30	19	5	6	117	68	44
Pittsburgh	30	16	3	11	138	74	43
Boston	39	18	14	7	150	133	43
St. Louis	28	19	5	4	121	77	42
Vancouver	29	17	5	7	107	70	41
Chicago	29	17	6	6	109	70	40
New York Rangers	30	18	8	4	140	100	40
Los Angeles	30	17	7	6	124	86	40
Montreal	35	13	12	10	99	107	36
Washington	19	16	1	2	95	45	34
Philadelphia	28	14	9	5	99	80	33
New York Islanders	23	14	5	4	81	59	32
Cleveland	23	12	5	5	94	63	31
Colorado	16	14	1	1	80	35	29
Atlanta	18	8	7	3	75	61	19
Quebec	12	7	3	2	54	38	16
Hartford	12	6	2	4	54	34	16
Winnipeg	7	6	0	1	32	16	13
Calgary	5	4	0	1	23	10	9
Edmonton	7	3	2	2	33	31	8
New Jersey	1	1	0	0	6	2	2

ON ROAD	GP	W	L	T	GF	GA	PTS
Toronto	34	15	14	5	116	110	35
Los Angeles	30	14	10	6	101	102	34
Washington	19	15	1	3	95	51	33
Minnesota	30	14	11	5	95	88	33
Pittsburgh	30	10	10	10	112	109	30
New York Islanders	24	12	8	4	68	61	28
Detroit	31	13	16	2	92	108	28
Cleveland	23	12	8	3	97	76	27
Colorado	15	11	1	3	62	41	25
New York Rangers	29	8	13	8	81	109	24
Montreal	35	8	20	7	107	159	23
Vancouver	29	7	15	7	87	110	21
Boston	40	9	28	3	116	180	21
Atlanta	17	7	4	6	60	50	20
Chicago	28	7	15	6	60	84	20
St. Louis	28	7	16	5	72	108	19
Hartford	12	8	3	1	46	36	17
Quebec	12	6	4	2	41	41	14
Winnipeg	7	4	1	2	26	21	10
Philadelphia	29	2	21	6	61	110	10
Edmonton	7	2	4	1	20	27	5
New Jersey	2	1	0	1	12	9	3
Calgary	5	0	4	1	13	23	1

BUFFALO SABRES' DRAFT SELECTIONS

YEAR	PLAYER	ROUND	DRAFTED FROM	
1983	Barrasso, Tom	1	Acton-Boxboro H.S.	
	Lacombe, Normand	1	Univ. of New Hampshire	
	Creighton, Adam	1	Ottawa	
	Tucker, John	2	Kitchener	
	Hajdu, Richard	2	Kamloops	
	Puppa, Darren	4	Kirkland Lake Intermediates	
	Meyer, Jason	5	Regina	
	Hofford, James	6	Windsor	
	Ruuttu, Christian	7	Finland	
	McSween, Don	8	Redford (Mich.) Royals	
	Hoover, Tim	9	Sault Ste. Marie	
	Ferner, Mark	10	Kamloops	
	Krupp, Uwe	11	West Germany	
1982	Hamelin, Marc	12	Shawinigan	
	Salfi, Kermit	12	Northwood Prep	
	Housley, Phil	1	South St. Paul H.S.	
	Cyr, Paul	1	Victoria	
	Andreychuk, Dave	1	Oshawa	
	Anderson, Mike	2	North St. Paul H.S.	
	Johansson, Jens	2	Pitea (Sweden)	
	Jutila, Timo	4	Tappara (Finland)	
	Hamilton, Jeff	4	Providence College	
	Logan, Bob	5	West Island	
	Parker, Jeff	6	Mariner H.S.	
	Gustavsson, Jacob	6	Almtuna (Sweden)	
	Bishop, Alan	7	Niagara Falls	
1981	Verret, Claude	8	Three Rivers	
	Norman, Rob	9	Cornwall	
	Craig, Mike	10	Billings	
	Plankers, Jim	11	Cloquet H.S.	
	Dudacek, Jiri	1	Czechoslovakia	
	Virta, Hannu	2	T.P.S. (Finland)	
	Aldred, Jim	3	Kingston	
	Chisholm, Colin	3	Calgary	
	Eatough, Jeff	4	Cornwall	
	Wikberg, Anders	4	Timra (Sweden)	
	Eivola, Mauri	5	T.P.S. (Finland)	
	Butorac, Ali	6	Ottawa	
	Leime, Heikki	7	T.P.S. (Finland)	
Olando, Gaetano	8	Providence College		
Sebek, Venci	9	Niagara Falls		
Harper, Warren	10	Prince Albert		
1980	Patrick, Steve	1	Brandon	
	Moller, Mike	2	Lethbridge	
	McKenna, Sean	3	Sherbrooke	
	North, Jay	3	Jefferson H.S.	
	Wiemer, Jim	4	Peterborough	
	Rueter, Dirk	5	Sault Ste. Marie	
	Naud, Daniel	6	Sorel	
	Paavola, Jari	7	T.P.S. (Finland)	
	Cunneyworth, Randy	8	Ottawa	
	Beckon, Dave	9	Peterborough	
	Bader, John	10	Irondale H.S.	
	1979	Ramsey, Mike	1	Univ. of Minnesota
		Ruff, Lindy	2	Lethbridge
Robinson, Mark		3	Victoria	
Cloutier, Jacques		3	Three Rivers	
Hamel, Gilles		4	Laval	
Haworth, Alan		5	Sherbrooke	
1978	Knickle, Rick	6	Brandon	
	Playfair, Larry	1	Portland	
	McKegney, Tony	2	Kingston	
	McClanahan, Rob	3	Univ. of Minnesota	
	Gazdic, Mike	4	Sudbury	

	Ireland, Randy	5	Portland	
	McGregor, Cam	6	Cornwall	
	Eastman, Dan	7	London	
	Strobel, Eric	8	Univ. of Minnesota	
	O'Sullivan, Eugene	9	Calgary	
1977	Seiling, Ric	1	St. Catharines	
	Areshenkoff, Ron	2	Medicine Hat	
	Stewart, Bill	4	Niagara Falls	
	Sirois, Richard	5	Laval	
	Ramsey, Wayne	6	Brandon	
1976	Kowal, Joe	2	Hamilton	
	Maze, Henry	4	Edmonton	
	Roscoe, Ron	5	Hamilton	
	Lemieux, Don	6	Three Rivers	
	1975	Sauve, Robert	1	Laval
Breitenbach, Ken		2	St. Catharines	
Martin, Terry		3	London	
McAdam, Gary		3	St. Catharines	
Neeld, Greg		4	Calgary	
Edwards, Don		5	Kitchener	
Minor, Jim		6	Regina	
Rowe, Grant		7	Ottawa	
Tidey, Alex		8	Lethbridge	
Whitby, Andy		9	Oshawa	
Moher, Len	10	Notre Dame		
1974	Fogolin, Lee	1	Oshawa	
	Gare, Danny	2	Calgary	
	Deziel, Michel	3	Sorel	
	McIntosh, Paul	4	Peterborough	
	Lariviere, Gary	5	St. Catharines	
	Given, David	6	Brown University	
	Noreau, Bernard	7	Laval	
	Constantin, Charles	8	Quebec	
	Jodzio, Rick	9	Hamilton	
	Smith, Derek	10	Ottawa	
	Tsujimoto, Taro	11	Tokyo	
1973	Titanic, Morris	1	Sudbury	
	Landry, Jean	2	Quebec	
	Deschamps, Andre	3	Quebec	
	Dupuis, Yvon	4	Quebec	
	Smulders, Bob	5	Peterborough	
	Korzack, Neil	6	Peterborough	
	Young, Bob	7	Univ. of Denver	
	O'Connell, Tim	8	Univ. of Vermont	
	1972	Schoenfeld, Jim	1	Niagara Falls
		Carriere, Larry	2	Loyola Univ. (Montreal)
		McMasters, Jim	3	Calgary
Campeau, Richard		4	Sorel	
Gratton, Gilles		5	Oshawa	
McNab, Peter		6	Univ. of Denver	
1971	Martin, Richard	1	Montreal	
	Ramsay, Craig	2	Peterborough	
	Hajt, Bill	3	Saskatoon	
	Richer, Robert	4	Three Rivers	
	Warr, Steve	5	Clarkson	
	Duguay, Pierre	6	Quebec	
1970	Perreault, Gil	1	Montreal	
	Deadmarsh, Butch	2	Brandon	
	Cuddie, Steve	3	Toronto	
	Wyrozub, Randy	4	Edmonton	
	Morton, Mike	5	Shawinigan	
	Keeler, Mike	6	Niagara Falls	
	Regan, Tim	7	Boston Univ.	
	Rombough, Doug	8	St. Catharines	
	Nadeau, Luc	9	Drummondville	

AWARDS AND TROPHIES

Most Valuable Player — Wilkinson Sword Award: Chosen by team members, this award consisted of an engraved, full-size sword and a \$500 check, presented by the Wilkinson Sword Division. Discontinued after 1974-75.

1974-75	Rene Robert	1971-72	Roger Crozier
1973-74	Don Luce	1970-71	Gil Perreault
1972-73	Tim Horton		

Most Improved Player — The Buffalo Evening News Trophy: By a vote of his teammates, the player showing the most improvement over the course of the season. Until 1975-76, this award was presented by the Wilkinson Sword Division. Discontinued after 1978-79.

1978-79	Bob Sauve	1973-74	Rick Dudley and Craig Ramsay
1977-78	Lee Fogolin		
1976-77	Gary McAdam	1972-73	Dave Dryden
1975-76	Lee Fogolin	1971-72	Don Luce
1974-75	Rick Dudley	1970-71	Doug Barrie

The Seventh Player Award — The Buffalo Evening News Trophy: This award is presented to the most inspirational player, as selected by the Buffalo Evening News hockey staff.

1982-83	Mike Foligno	1980-81	Danny Gare
1981-82	Larry Playfair	1979-80	Jim Schoenfeld

The Charley Barton Memorial Silver Stick Award — Presented by the Buffalo Courier-Express in memory of the late hockey writer, Charley Barton, to the player who best exemplifies Charley's love of the game. Discontinued after 1981-82.

1981-82	Larry Playfair	1976-77	Jim Schoenfeld
1980-81	Andre Savard	1975-76	Danny Gare
1979-80	Bill Hajt	1974-75	Gil Perreault
1978-79	Ric Seiling	1973-74	Craig Ramsay
1977-78	Don Edwards	1972-73	Don Luce

The Star of Stars Trophy — For consistent home performance as reflected in the Three Star selections.

1982-83	Phil Housley	1976-77	Gil Perreault
1981-82	Ric Seiling	1975-76	Gil Perreault
1980-81	Danny Gare	1974-75	Rene Robert
1979-80	Gil Perreault	1973-74	Richard Martin
1978-79	Richard Martin	1972-73	Gil Perreault
1977-78	Don Edwards	1971-72	Roger Crozier

BUFFALO SABRES' BOOSTER CLUB AWARDS

Frank Eddolls Memorial Trophy — Named in honor of the former Buffalo Bison coach and NHL defenseman, presented to the most popular player, as selected by members of the Booster Club.

1982-83	Mike Ramsey	1975-76	Danny Gare
1981-82	Jean Francois Sauve	1974-75	Craig Ramsay
1980-81	Danny Gare	1973-74	Richard Martin
1979-80	Derek Smith	1972-73	Gil Perreault
1978-79	Craig Ramsay	1971-72	Gil Perreault
1977-78	Don Edwards	1970-71	Gil Perreault
1976-77	Andre Savard		

Wayne Larkin Memorial Trophy — Named in honor of the former Buffalo Bison winger, presented to the most valuable player as voted by his teammates.

1982-83	Mike Ramsey	1975-76	Danny Gare
1981-82	Don Edwards	1974-75	Rene Robert
1980-81	Danny Gare	1973-74	Richard Martin
1979-80	Danny Gare	1972-73	Tim Horton
1978-79	Craig Ramsay	1971-72	Roger Crozier
1977-78	Don Edwards	1970-71	Gil Perreault
1976-77	Gerry Desjardins		

Tim Horton Memorial Award — Named in honor of the late Buffalo Sabres' defenseman, presented to the player whose performance is far superior to the public recognition he has received, based on a vote of the Booster Club Board of Directors and members of the local sports media.

1982-83	Brent Peterson	1975-76	Brian Spencer
1981-82	Mike Ramsey	1974-75	Bill Hajt
1980-81	Andre Savard	1973-74	Craig Ramsay
1979-80	Bill Hajt	1972-73	Jim Lorentz
1978-79	Ric Seiling	1971-72	Don Luce
1977-78	Gary McAdam	1970-71	Gerry Meehan
1976-77	Jim Lorentz		

Fred T. Hunt Memorial Trophy — Named in honor of the late Buffalo Sabres' assistant general manager and former player, coach and general manager of the AHL Buffalo Bisons, presented to the outstanding rookie as selected by the Booster Club Board of Directors and members of the local sports media.

1982-83	Phil Housley	1979-80	Lindy Ruff
1981-82	Jean Francois Sauve	1978-79	Bill Stewart
1980-81	Alan Haworth	1977-78	Don Edwards

BUFFALO SABRES' HALL OF FAME

2/10/80



GEORGE "PUNCH" IMLACH
General Manager/1970-79



FRANK CHRISTIE
Trainer/1947-Present



ROGER CROZIER
Goaltender/1970-75

3/6/82



FRED HUNT
Ass't. General Manager/1970-77



TIM HORTON
Defenseman/1972-74

OTHER AWARDS

1982-83

Selected to NHL's Prince of Wales Conference Team in All-Star Game:

Mike Ramsey

Emery Edge Individual Team Leader: Mike Ramsey

1981-82

Selected to NHL's Prince of Wales Conference Team in All-Star Game: John

Van Boxmeer, Mike Ramsey

1980-81

Selected to NHL's Prince of Wales Conference Team in All-Star Game: Danny Gare,

Bill Hajt

1979-80

Vezina Trophy: Don Edwards and Bob Sauve

Official NHL All-Star Second Team Goaltender: Don Edwards

Official NHL All-Star Second Team Defenseman: Jim Schoenfeld

Official NHL All-Star Second Team Right Wing: Danny Gare

Selected to NHL's Prince of Wales Conference Team in All-Star Game: Gil Perreault,

Danny Gare, Jim Schoenfeld, Don Edwards

1978-79

Selected to NHL Challenge Cup All-Star Team: Gil Perreault, Jim Schoenfeld

1977-78

Official NHL All-Star Second Team Goaltender: Don Edwards

Elected to the NHL Hall of Fame: Marcel Pronovost, Coach

Selected to NHL's Prince of Wales Conference Team in All-Star Game: Gil Perreault,

Richard Martin

1976-77

Official NHL All-Star Second Team Left Winger: Richard Martin

Official NHL All-Star Second Team Center: Gil Perreault

Elected to the NHL Hall of Fame: Tim Horton, defenseman

Charlie Conacher Memorial Trophy: Jim Lorentz

Selected to NHL's Prince of Wales Conference Team in All-Star Game: Gerry

Desjardins, Gil Perreault, Richard Martin, Jim Schoenfeld

Most Valuable Player in All-Star Game: Richard Martin

1975-76

Official NHL All-Star Second Team Left Winger: Richard Martin

Official NHL All-Star Second Team Center: Gil Perreault

Selected to NHL's Prince of Wales Conference Team in All-Star Game: Richard

Martin, Jerry Korab, Craig Ramsay

1974-75

Bill Masterton Trophy: Don Luce

Official NHL All-Star First Team Left Winger: Richard Martin

Official NHL All-Star Second Team Right Winger: Rene Robert

Official Sporting News Prince of Wales Conference All-Star Team Left Winger:

Richard Martin

Selected to NHL's Prince of Wales Conference Team in All-Star Game: Richard

Martin, Rene Robert, Gil Perreault, Jerry Korab, Don Luce

1973-74

Official NHL All-Star First Team Left Winger: Richard Martin

Official Sporting News East Division All-Star Team Left Winger: Richard Martin

Selected to NHL's East Division Team in All-Star Game: Richard Martin, Dave

Dryden, Gil Perreault

1972-73

Lady Byng Trophy: Gil Perreault

Selected to NHL's East Division Team in All-Star Game: Richard Martin, Rene Robert

1971-72

Selected to NHL's East Division Team in All-Star Game: Richard Martin, Gil Perreault

Hockey News Rookie of the Year: Richard Martin

Sporting News East Division Rookie of the Year: Richard Martin

1970-71

Calder Trophy: Gil Perreault

Selected to NHL's East Division Team in All-Star Game: Gil Perreault

Sport Magazine Rookie of the Year in All Pro Sport: Gil Perreault

Sporting News East Division Rookie of the Year: Gil Perreault

SABRES' INDIVIDUAL GAME RECORDS

Most Goals: (4) Richard Martin vs. St. Louis, Mar. 9, 1980; vs. Washington, Dec. 21, 1975; vs. Washington, Dec. 3, 1974; vs. Atlanta, Oct. 22, 1972

Most Assists: (5) Gil Perreault vs. St. Louis, Mar. 9, 1980; at California, Feb. 1, 1976

Most Points: (7) Gil Perreault at California, Feb. 1, 1976

Most Penalty Minutes: (39) Reg Fleming vs. Pittsburgh, Oct. 18, 1970

Most Shots on Goal: (12) Mike Foligno vs. Hartford, Mar. 3, 1982; Jim Schoenfeld vs. Toronto, Dec. 10, 1978; Rene Robert vs. Boston, Apr. 1, 1976

SABRES' INDIVIDUAL SEASON RECORDS

Most Goals: (56) Danny Gare, 1979-80

Most Assists: (69) Gil Perreault, 1975-76

Most Points: (113) Gil Perreault, 1975-76

Most Penalty Minutes: (258) Larry Playfair, 1981-82

Most Regular Season Games Played as a Sabre: (948) Gil Perreault over 13 seasons

Most Consecutive Regular Season Games Played as a Sabre: (776) Craig Ramsay, Mar. 27, 1973 through Feb. 10, 1983

Most Goals by a Right Winger: (56) Danny Gare, 1979-80

Most Assists by a Right Winger: (60) Rene Robert, 1974-75

Most Points by a Right Winger: (100) Rene Robert, 1974-75

Most Penalty Minutes by a Right Winger: (149) Mike Foligno, 1981-82

Most Goals by a Center: (44) Gil Perreault, 1975-76

Most Assists by a Center: (69) Gil Perreault, 1975-76

Most Points by a Center: (113) Gil Perreault, 1975-76

Most Penalty Minutes by a Center: (68) Skip Krake, 1970-71

Most Goals by a Left Winger: (52) Richard Martin, 1974-75, 1973-74

Most Assists by a Left Winger: (49) Craig Ramsay, 1975-76

Most Points by a Left Winger: (95) Richard Martin, 1974-75

Most Penalty Minutes by a Left Winger: (159) Reg Fleming, 1970-71

Most Goals by a Defenseman: (19) Phil Housley, 1982-83

Most Assists by a Defenseman: (54) John Van Boxmeer, 1981-82

Most Points by a Defenseman: (69) John Van Boxmeer, 1980-81

Most Penalty Minutes by a Defenseman: (258) Larry Playfair, 1981-82

Most Goals by a Rookie: (44) Richard Martin, 1971-72

Most Assists by a Rookie: (47) Phil Housley, 1982-83

Most Points by a Rookie: (74) Richard Martin, 1971-72

Most Penalty Minutes by a Rookie: (178) Jim Schoenfeld, 1972-73

Most Minutes Played by a Goalie: (4,209) Don Edwards, 1977-78

Most Wins by a Goalie: (38) Don Edwards, 1977-78

Most Consecutive Wins by a Goalie: (9) Gerry Desjardins, 1976-77

Lowest Goals Against Average (in 25 or more games): (2.36) Bob Sauve, 1979-80

Most Shut-Outs by a Goalie: (5) Don Edwards, 1977-78

Most Penalty Minutes by a Goalie: (12) Don Edwards, 1977-78; Joe Daley, 1970-71

Most Hat Tricks: (7) Richard Martin, 1975-76

Most Power Play Goals: (21) Richard Martin, 1975-76

Most Shorthanded Goals: (8) Don Luce, 1974-75
Most Game-Winning Goals: (11) Danny Gare, 1979-80
Most Goal Scoring Games in Succession: (7) Gil Perreault, 1976-77; Richard Martin and Rene Robert, 1974-75
Most Assist Scoring Games in Succession: (9) Derek Smith, 1980-81; Danny Gare, 1979-80; Gil Perreault, 1974-75
Most Point Scoring Games in Succession: (18) Gil Perreault, 1971-72

SABRES' TEAM GAME RECORDS

Most Goals For: (14) 14-4 win over Toronto, Mar. 19, 1981; 14-2 win over Washington, Dec. 21, 1975
Most Goals Against: (11) 11-2 loss at Montreal, Nov. 7, 1970
Most Goals—Buffalo and Opponent: (18) 14-4 win over Toronto, Mar. 19, 1981
Greatest Winning Margin: (12) 14-2 win over Washington, Dec. 21, 1975
Greatest Losing Margin: (9) 9-0 loss at Montreal, Oct. 10, 1981; 9-0 loss at St. Louis, Mar. 13, 1971; 11-2 loss at Montreal, Nov 7, 1970
Highest Tie Score: (7-7) at Montreal, Oct. 26, 1982; at St. Louis, Oct. 28, 1978
Lowest Tie Score: (0-0) at Quebec, Feb. 5, 1983; at Chicago, Oct. 31, 1979; vs. California, Nov. 9, 1972
Most Shots on Goal For: (58) vs. Kansas City, Feb. 2, 1975
Fewest Shots on Goal For: (14) vs. Montreal, Oct. 15, 1970
Most Shots on Goal Against: (72) at Boston, Dec. 10, 1970
Fewest Shots on Goal Against: (8) by Kansas City, Mar. 21, 1976
Most Buffalo Shots, One Period: (26) vs. Cleveland, Feb. 25, 1978-
Fewest Buffalo Shots, One Period: (0) at Montreal, Feb. 19, 1981
Most Penalty Minutes—Buffalo: (114) vs. Pittsburgh, Dec. 7, 1980
Most Penalty Minutes—Opponent: (121) vs. Pittsburgh, Dec. 7, 1980
Most Penalty Minutes—Buffalo and Opponent: (235) Pittsburgh at Buffalo, Dec. 7, 1980
Fastest Two Buffalo Goals, One Player: (:10) by Danny Gare at Washington, Nov. 8, 1980
Fastest Two Goals Against, One Player: (:10) by Darryl Sittler of Toronto, Feb. 19, 1972
Fastest Three Buffalo Goals, One Player: (3:49) by Don Luce at Washington, Dec. 22, 1974
Fastest Three Goals Against, One Player: (4:55) by Rick Kehoe at Pittsburgh, Mar. 10, 1976
Fastest Two Buffalo Goals: (:04) by Lee Fogolin and Don Luce vs. California, Oct. 17, 1974
Fastest Two Goals Against: (:07) by Marcel Dionne and Hartland Monahan of Los Angeles, Jan. 11, 1978; Jim Moxey and Wayne Merrick at California, Feb. 1, 1976
Fastest Three Buffalo Goals: (:41) John Van Boxmeer, Lindy Ruff and Craig Ramsay vs. New York Islanders, Oct. 26, 1980
Fastest Three Goals Against: (1:03) Real Cloutier, Jacques Richard and Marc Tardif of Quebec, Dec. 13, 1981
Fastest Two Goals, Both Teams: (:05) by Richard Martin and Greg Polis at Pittsburgh, Jan. 3, 1974
Fastest Three Goals, Both Teams: (:18) by Jim Moxey, Wayne Merrick and Danny Gare at California, Feb. 1, 1976
Fastest Buffalo Goal from Opening Face-Off: (:07) by Danny Gare vs. Vancouver, Dec. 17, 1978
Fastest Opponent Goal from Opening Face-Off: (:09) by Yvon Cournoyer at Montreal, Dec. 22, 1973
Fastest Buffalo Goal from Start of One Period: (:06) by Jerry Korab vs. New York Rangers, Dec. 4, 1975
***Most Buffalo Goals, One Period:** (9) vs. Toronto, Mar. 19, 1981

***Most Goals, Buffalo and Opponent, One Period:** (12) Buffalo (9) and Toronto (3), Mar. 19, 1981
Most Buffalo Points, One Period: (23) vs. Toronto, Mar. 19, 1981
***Most Points, Buffalo and Opponent, One Period:** (32) Buffalo (23) and Toronto (9), Mar. 19, 1981
 *League Record

SABRES' TEAM SEASON RECORDS

Most Points: (113), 1974-75
Most Home Points: (63), 1972-73
Most Road Points: (51) 1974-75
Fewest Points: (51), 1971-72
Fewest Home Points: (31), 1971-72
Fewest Road Points: (20), 1971-72
Most Wins: (49), 1974-75
Most Home Wins: (30), 1972-73
Most Road Wins: (21), 1976-77, 1974-75
Fewest Wins: (16), 1971-72
Fewest Home Wins: (11), 1971-72
Fewest Road Wins: (5), 1971-72
Most Losses: (43), 1971-72
Most Home Losses: (19), 1971-72
Most Road Losses: (26), 1970-71
Fewest Losses: (16), 1974-75
Fewest Home Losses: (5), 1979-80
Fewest Road Losses: (10), 1974-75
Most Ties: (21), 1980-81
Most Home Ties: (12), 1980-81
Most Road Ties: (11), 1972-73
Fewest Ties: (8), 1976-77
Fewest Home Ties: (3), 1972-73
Fewest Road Ties: (3), 1976-77
Most Goals For: (354), 1974-75
Most Goals For—at Home: (199), 1974-75
Most Goals For—on Road: (155), 1974-75
Fewest Goals For: (203), 1971-72
Fewest Goals For—at Home: (110), 1971-72
Fewest Goals For—on Road: (93), 1971-72
Most Goals Against: (291), 1970-71
Most Goals Against—at Home: (130), 1978-79
Most Goals Against—on Road: (168), 1970-71
Fewest Goals Against: (201), 1979-80
Fewest Goals Against—at Home: (80), 1972-73
Fewest Goals Against—on Road: (106), 1979-80
Longest Winning Streak: (9), Nov. 24, through Dec. 13, 1979; Dec. 11 through Dec. 29, 1976
Longest Home Winning Streak: (12) Nov. 12, 1972 through Jan. 7, 1973
Longest Road Winning Streak: (6), Dec. 8 through Dec. 29, 1976
Longest Undeclared Streak: (14), Mar. 6 through Apr. 6, 1980
Longest Home Undeclared Streak: (21), Oct. 8, 1972 through Jan. 7, 1983
Longest Road Undeclared Streak: (7), Jan. 21 through Feb. 15, 1981; Mar. 12 through Apr. 5, 1980
Most Consecutive Ties: (4), Feb. 26, 27, Mar. 3, 6, 1982; Jan. 9, 11, 14, 16, 1981; Dec. 22, 29, 31, 1977 and Jan. 1, 1978
Longest Losing Streak: (7), Oct. 25 through Nov. 8, 1979

Longest Home Losing Streak: (4), Jan. 14, 25, 28, 31, 1979
Longest Road Losing Streak: (7), Feb. 6 through Feb. 27, 1971; Oct. 14 through Nov. 7, 1970

SABRES' TEAM PLAYOFF RECORDS

ONE PLAYOFF YEAR

Most Wins: (10) 1975 (17 games)
Fewest Wins: (1) 1979 (3 games), 1982 (4 games)
Most Losses: (7) 1975 (17 games)
Fewest Losses: (2) 1979 (3 games)
Most Goals For: (53) 1975 (17 games)
Fewest Goals For: (9) 1979 (3 games)
Most Goals Against: (58) 1975 (17 games)
Fewest Goals Against: (9) 1979 (3 games)
Most Shut Outs For: (3) 1980 (14 games)
Most Shut Outs Against: (1) 1975 (7-0 by Montreal), 1983 (9-0 by Boston)
Most Overtime Games: (4) 1975 (17 games)
Longest Winning Streak: (5) Apr. 12, 16, 17, 19, 20, 1980
Longest Losing Streak: (4) Apr. 11, 13, 15, 17, 1977; Apr. 15, 17, 20, 22, 1976
Greatest Winning Margin: (6) 6-0 vs. Vancouver, 1980; 7-1 vs. Minnesota, 1977
Greatest Losing Margin: (9) 9-0 at Boston, 1983
Most Power Play Goals: (17) 1980 (14 games)
Most Power Play Goals Against: (14) 1975 (17 games)
Most Shorthanded Goals: (2) 1975 (17 games)
Most Shorthanded Goals Against: (3) 1980 (14 games)
Most Shots on Goal: (532) 1975 (17 games)
Fewest Shots on Goal: (102) 1979 (3 games)
Most Shots on Goal Against: (459) 1975 (17 games)
Fewest Shots on Goal Against: (77) 1979 (3 games)
Most Buffalo Penalty Minutes: (276) 1975 (17 games)
Most Opponents' Penalty Minutes: (243) 1975 (17 games)

ONE GAME ONLY

Most Goals: (7) at Boston, Apr. 14, 1983; at New York Islanders, May 6, 1980; at Minnesota, Apr. 7, 1977
Most Goals Against: (9) at Boston, Apr. 20, 1983
Most Goals, Buffalo and Opponent: (11) 7-4 win at Boston, Apr. 14, 1983; 7-4 win at New York Islanders, May 6, 1980; 7-4 loss at New York Islanders, May 3, 1980; 6-5 win over Montreal, Apr. 27, 1975
Most Shots on Goal: (57) vs. St. Louis, Apr. 8, 1976
Fewest Shots on Goal: (15) vs. New York Islanders, May 8, 1980
Most Shots on Goal Against: (50) at Minnesota, Apr. 20, 1981
Fewest Shots on Goal Against: (14) by Chicago, Apr. 22, 1975
Most Buffalo Penalty Minutes: (59) vs. Boston, Apr. 10, 1982
Most Opponent Penalty Minutes: (61) by Boston, Apr. 10, 1982
Most Penalty Minutes, Buffalo and Opponent: (120) Buffalo and Boston, Apr. 10, 1982
Fastest Two Buffalo Goals, One Player: (1:02) Lindy Ruff at Boston, Apr. 14, 1983
Fastest Two Goals Against, One Player: (:27) Guy Lafleur of Montreal, May 1, 1975
Fastest Three Buffalo Goals, One Player: (30:18) Gil Perreault at New York Islanders, May 6, 1980
Fastest Three Goals Against, One Player: (13:40) Barry Pederson of Boston, Apr. 8, 1982
Fastest Two Buffalo Goals: (:17) Danny Gare, Richard Martin vs. Philadelphia, May 20, 1975

Fastest Two Goals Against: (:16) Peter Mahovlich, Murray Wilson of Montreal, Apr. 8, 1973

Fastest Three Buffalo Goals: (5:25) Jim Lorentz, Richard Martin, Rene Robert vs. Chicago, Apr. 20, 1975

Fastest Three Goals Against: (3:08) Barry Pederson, Rick Middleton, Barry Pederson of Boston, Apr. 8, 1982

Fastest Two Goals, Both Teams: (:05) Gil Perreault and Jim Hamilton of Pittsburgh, Apr. 14, 1979

Fastest Buffalo Goal from Opening Face-Off: (1:06) Gil Perreault vs. Montreal, Apr. 5, 1973

Fastest Opponent Goal from Opening Face-Off: (:32) Guy Lapointe of Montreal, Apr. 27, 1975

Shortest Overtime Game: (60:22) Minnesota win over Buffalo, Apr. 16, 1981 on goal by Steve Payne

Longest Overtime Game: (81:20) New York Islanders win over Buffalo, May 1, 1980 on goal by Bob Nystrom

SABRES' INDIVIDUAL PLAYOFF RECORDS

ONE PLAYOFF YEAR

Most Goals: (10) Gil Perreault, 1980
Most Assists: (11) Gil Perreault, 1980
Most Points: (21) Gil Perreault 1980
Most Penalty Minutes: (47) Lindy Ruff, 1983
Most Power Play Goals: (5) Richard Martin, 1975
Most Shorthanded Goals: (1) Don Luce, 1980, 1975; Craig Ramsay, 1976, 1975
Most Minutes Played by a Goaltender: (760) Gerry Desjardins, 1975
Most Shots on Goal: (66) Gil Perreault, 1975

ONE FINAL SERIES

Vs. Philadelphia, 1975, 6 games

Most Goals: (2) Danny Gare, Jerry Korab, Don Luce, Richard Martin
Most Assists: (4) Richard Martin
Most Points: (6) Richard Martin
Most Penalty Minutes: (12) Don Luce
Most Power Play Goals: (1) Jerry Korab, Richard Martin, Gil Perreault
Most Shorthanded Goals: (0)
Most Minutes Played by a Goaltender: (260) Gerry Desjardins
Most Shots on Goal: (23) Gil Perreault

ONE SEMI-FINAL SERIES

Most Goals: (6) Gil Perreault vs. New York Islanders, 1980
Most Assists: (4) Peter McNab vs. Montreal, 1975
Most Points: (8) Gil Perreault vs. New York Islanders, 1980
Most Penalty Minutes: (24) Larry Carriere vs. Montreal, 1975
Most Power Play Goals: (2) Derek Smith vs. New York Islanders, 1980
Most Shorthanded Goals: (1) Don Luce vs. New York Islanders, 1980; vs. Montreal, 1975; Craig Ramsay vs. Montreal, 1975
Most Minutes Played by a Goaltender: (259) Bob Sauve vs. New York Islanders, 1980
Most Shots on Goal: (27) Richard Martin vs. Montreal, 1975

ONE QUARTER-FINAL SERIES

Most Goals: (5) Rene Robert vs. Montreal, 1973, 6 games
Most Assists: (7) Gil Perreault vs. Montreal, 1973, 6 games; vs. Boston, 1983, 7 games
Most Points: (10) Gil Perreault vs. Montreal, 1973, 6 games
Most Penalty Minutes: (47) Lindy Ruff vs. Boston, 1983, 7 games
Most Power Play Goals: (3) Richard Martin vs. Chicago, 1975, 5 games

Most Shorthanded Goals: (0)

Most Minutes Played by a Goaltender: (347) Gerry Desjardins vs. New York Islanders, 1976, 6 games

Most Shots on Goal: (38) Richard Martin vs. Montreal, 1973, 6 games

ONE PRELIMINARY ROUND

Most Goals: (3) Yvon Lambert vs. Boston, 1982; Richard Martin vs. Vancouver, 1980; Jim Lorentz vs. Minnesota, 1977

Most Assists: (7) Gil Perreault vs. Boston, 1982

Most Points: (7) Gil Perreault vs. Boston, 1982

Most Penalty Minutes: (28) Lindy Ruff vs. Boston, 1982

Most Power Play Goals: (2) Mike Foligno vs. Boston, 1982; Danny Gare vs. Vancouver, 1981

Most Shorthanded Goals: (1) Craig Ramsay vs. St. Louis, 1976

Most Minutes Played by a Goaltender: (214) Don Edwards vs. Boston, 1982

Most Shutouts: (2) Bob Sauve vs. Montreal, 1983

Most Shots on Goal: (17) Richard Martin vs. St. Louis, 1976

ONE GAME ONLY

Most Goals: (3) Gil Perreault vs. New York Islanders, May 6, 1980; Jim Lorentz vs. Minnesota, Apr. 7, 1977

Most Assists: (4) Gil Perreault vs. Boston, Apr. 10, 1982; vs. Chicago, Apr. 17, 1980

Most Points: (4) Gil Perreault vs. Boston, Apr. 10, 1982; vs. New York Islanders, May 6, 1980; vs. Chicago, Apr. 17, 1980; Derek Smith vs. New York Islanders, May 6, 1980


Most Penalty Minutes: (21) Danny Gare vs. New York Rangers, 1978

Most Power Play Goals: (1) By several players

Most Shorthanded Goals: (1) Don Luce vs. New York Islanders, 1980; Craig Ramsay vs. St. Louis, 1976; Don Luce, Craig Ramsay vs. Montreal, 1975

Most Minutes Played by a Goaltender: (81:20) Bob Sauve vs. New York Islanders, May 1, 1980

Most Shots on Goal: (11) Tony McKegney vs. Minnesota, 1981; Danny Gare vs. St. Louis, 1976



SABRES' PLAYOFF HISTORY

BUFFALO VS.	GP	W	L	GF	GA
Boston	11	4	7	34	50
Chicago	9	8	1	36	17
Minnesota	7	3	4	28	26
Montreal	15	9	6	45	52
NY Islanders	16	4	12	45	59
NY Rangers	3	2	1	11	6
Philadelphia	11	3	8	23	35
Pittsburgh	3	1	2	9	9
St. Louis	3	2	1	7	8
Vancouver	7	6	1	28	14
TOTALS	85	42	43	266	276

SERIES SUMMARIES

FINALS: 0-1 (lost to Philadelphia, 4 games to 2, 1975)

SEMI-FINALS: 1-1 (defeated Montreal, 4 games to 2, 1975; lost to NY Islanders, 4 games to 2, 1980)

QUARTER-FINALS: 2-6 (lost to Montreal, 4 games to 2, 1973; defeated Chicago, 4 games to 1, 1975; lost to NY Islanders, 4 games to 2, 1976; lost to NY Islanders, 4 games to 0, 1977; lost to Philadelphia, 4 games to 1, 1978; defeated Chicago, 4 games to 0, 1980; lost to Minnesota, 4 games to 1, 1981; lost to Boston, 4 games to 3, 1983)


FIRST ROUND: 6-2 (defeated St. Louis, 2 games to 1, 1976; defeated Minnesota, 2 games to 0, 1977; defeated NY Rangers, 2 games to 1, 1978; lost to Pittsburgh; 2 games to 1, 1979; defeated Vancouver, 3 games to 1, 1980; defeated Vancouver, 3 games to 0, 1981; lost to Boston, 3 games to 1, 1982; defeated Montreal 3 games to 0, 1983)

SABRES' PLAYOFF SCORING — 1983

PLAYER	GP	G	A	PTS	PIM	PP	SH	GW
Mike Ramsey	10	4	4	8	15	0	0	1
Phil Housley	10	3	4	7	2	1	0	0
Gil Perreault	10	0	7	7	8	0	0	0
Lindy Ruff	10	4	2	6	47	0	0	1
Dale McCourt	10	3	2	5	4	2	0	1
Mike Foligno	10	2	3	5	39	0	0	0
Craig Ramsay	10	2	3	5	4	0	0	0
Ric Sellin	10	2	3	5	6	0	0	0
Tony McKegney	10	3	1	4	4	1	0	2
Gilles Hamel	9	2	2	4	2	1	0	0
Paul Cyr	10	1	3	4	6	1	0	0
Andre Savard	10	0	4	4	8	0	0	0
Brent Peterson	10	1	2	3	28	0	0	1
Hannu Virta	10	1	2	3	4	0	0	0
Dave Andreychuk	4	1	0	1	4	0	0	0
Mal Davis	6	1	0	1	0	0	0	0
John Van Boxmeer	9	1	0	1	10	1	0	0
Larry Playfair	5	0	1	1	11	0	0	0
Phil Myre	1	0	0	0	0	0	0	0
Jim Wiemer	1	0	0	0	0	0	0	0
Steve Patrick	2	0	0	0	0	0	0	0
Dave Fenyes	4	0	0	0	0	0	0	0
Bill Hajt	10	0	0	0	4	0	0	0
Bob Sauve	10	0	0	0	0	0	0	0

Goaltenders	GPI	Mins	GA	EN	SO	Avg	W	L
Bob Sauve	10	545	28	0	2	3.08	6	4
Phil Myre	1	57	7	0	0	7.37	0	0

	Michel Deziel	1	0	0	0	0
	Dave Dryden	2	0	0	0	0
	Joe Kowal	2	0	0	0	0
	Ron Schock	2	0	0	0	0
	Alex Tidey	2	0	0	0	0
40	Paul McIntosh	2	0	0	0	7
74	Val James	3	0	0	0	0
27	Hugh Harris	3	0	0	0	0
147	Dave Fenyves	4	0	0	0	0
71	Larry Hillman	6	0	0	0	8
46	Tracy Pratt	6	0	0	0	6
25	Mike Robitaille	6	0	0	0	0
13	Paul Terbenche	6	0	0	0	0
62	Bob Sauve	21	0	0	0	2
18	Gerry Desjardins	25	0	0	0	4
22	Don Edwards	31	0	0	0	7



SABRES' OVERTIME HISTORY

- April 10, 1973** — Buffalo 3 at Montreal 2 on goal by Rene Robert at 9:18 of overtime. Sabres lost quarter-final series 4 games to 2.
- April 17, 1975** — Chicago 5 Buffalo 4 on goal by Stan Mikita at 2:31 of overtime. Sabres won quarter-final series 4 games to 1.
- April 27, 1975** — Buffalo 6 Montreal 5 on goal by Danny Gare at 4:42 of overtime. Sabres won semi-final series 4 games to 2.
- May 6, 1975** — Buffalo 5 Montreal 4 on goal by Rene Robert at 5:56 of overtime.
- May 20, 1975** — Buffalo 5 Philadelphia 4 on goal by Rene Robert at 18:29 of overtime. Sabres lost final series 4 games to 2.
- April 8, 1976** — Buffalo 3 St. Louis 2 on goal by Danny Gare at 11:43 of overtime. Sabres won preliminary series 2 games to 1.
- April 9, 1976** — Buffalo 2 St. Louis 1 on goal by Don Luce at 14:27 of overtime.
- April 13, 1976** — Buffalo 3 New York Islanders 2 on goal by Danny Gare at 14:04 of overtime. Sabres lost quarter-final series 4 games to 2.
- April 13, 1978** — New York Rangers 4 Buffalo 3 on goal by Don Murdoch at 1:37 of overtime. Sabres won preliminary series 2 games to 1.
- April 14, 1979** — Pittsburgh 4 at Buffalo 3 on goal by George Ferguson at :47 of overtime. Sabres lost preliminary series 2 games to 1.
- May 1, 1980** — New York Islanders 2 at Buffalo 1 on goal by Bob Nystrom at 21:20 of overtime. Sabres lost semi-final series 4 games to 2.
- April 8, 1981** — Buffalo 3 Vancouver 2 on goal by Alan Haworth at 5:00 of overtime. Sabres won preliminary series 3 games to 0.
- April 16, 1981** — Minnesota 4 at Buffalo 3 on goal by Steve Payne at :22 of overtime. Sabres lost quarter-final series 4 games to 1.
- April 20, 1981** — Buffalo 5 at Minnesota 4 on goal by Craig Ramsay at 16:32 of overtime.
- April 24, 1983** — Boston 3 Buffalo 2 on goal by Brad Park at 1:52 of overtime. Boston won quarter-final series 4 games to 3.

Sabres are 9-6 in overtime games (7-3 at home and 2-3 on road).

On three occasions (April 24, 1983 when Boston defeated Buffalo 3-2, on April 14, 1979 when Pittsburgh defeated the Sabres 4-3, and on April 9, 1976 when Buffalo defeated St. Louis 2-1) have overtime goals ended playoff rounds in which the Sabres were involved.

Buffalo Sabres' 1983-84 Roster

PLAYERS	Pos.	Hgt.	Wgt.	Place of Birth	Date	1982-83 Club		1982-83 Record			
						GP	G	A	PTS	PIM	
Andreychuk, Dave	C	6'3"	200	Hamilton, Ont.	9/29/63	Buffalo-Oshawa	57	22	47	69	12
Cloutier, Real	RW	5'10"	185	St. Emile, Que.	7/30/56	Quebec	68	28	39	67	30
Crawford, Louis	LW	6'0"	185	Belleville, Ont.	11/5/62	Rochester	64	5	11	16	142
Creighton, Adam	C	6'5"	205	Burlington, Ont.	6/2/65	Ottawa	68	44	46	90	88
Curneyworth, Randy	C	6'0"	180	Etobicoke, Ont.	5/10/61	Rochester	78	23	33	56	111
Cyr, Paul	LW	5'10"	185	Port Alberni, B.C.	10/31/63	Buffalo-Victoria	56	36	34	70	100
Davis, Malcolm	RW	5'11"	180	Lockeport, N.S.	10/10/56	Buffalo-Rochester	81	51	44	95	15
Fehr, Clint	C	5'10"	185	Ft. St. John, B.C.	3/13/62	Rochester	36	11	8	19	12
Foligno, Mike	RW	6'2"	195	Sudbury, Ont.	1/29/59	Buffalo	66	22	25	47	135
Hajdu, Richard	LW	6'0"	170	Victoria, B.C.	4/10/65	Kamloops	70	22	36	58	101
Hamel, Gilles	LW	6'0"	185	Asbestos, Que.	3/18/60	Buffalo	66	22	20	42	26
Hamilton, Jeff	C	6'0"	180	Montreal, Que.	2/23/64	Rochester	13	2	4	6	0
James, Val	LW	6'2"	205	Ocala, Fla.	2/14/57	Rochester	68	3	4	7	88
Keller, Don	LW	5'11"	195	Rocky Mt. House, Alta.	12/4/61	Rochester	49	7	4	11	99
Lacombe, Normand	RW	5'11"	205	Pierrefonds, Que.	10/18/64	U. of New Hampshire	35	18	25	43	48
Lambert, Yvon	LW	6'0"	195	Drummondville, Que.	5/20/50	Rochester	79	26	22	48	10
Langevin, Chris	LW	6'0"	190	Montreal, Que.	11/27/59	Rochester	71	18	25	43	255
McCourt, Dale	C	5'11"	180	Falconbridge, Ont.	1/26/57	Buffalo	62	20	32	52	10
McKenna, Sean	RW	6'0"	185	Asbestos, Que.	3/7/62	Buffalo-Rochester	72	26	24	50	18
Moller, Mike	RW	6'0"	190	Calgary, Alta.	6/16/62	Buffalo-Rochester	59	7	18	25	16
Mongrain, Bob	C	5'10"	165	La Sarre, Que.	8/31/59	Rochester	80	29	52	81	72
Patrick, Steve	RW	6'4"	205	Winnipeg, Man.	2/4/61	Buffalo	56	9	13	22	26
Perreault, Gil	C	6'0"	200	Victoriaville, Que.	11/13/50	Buffalo	77	30	46	76	34
Peterson, Brent	C	6'0"	190	Calgary, Alta.	2/15/58	Buffalo	75	13	24	37	38
Ramsay, Craig	LW	5'10"	175	Weston, Ont.	3/17/51	Buffalo	64	11	18	29	7
Robertson, Geordie	C	6'0"	170	Victoria, B.C.	8/1/59	Buffalo-Rochester	77	47	75	122	90
Ruff, Lindy	LW	6'2"	190	Warburg, Alta.	2/17/60	Buffalo	60	12	17	29	130
Seiling, Ric	RW	6'1"	180	Elmira, Ont.	12/15/57	Buffalo	75	19	22	41	41
Suikkanen, Kai	RW	6'2"	205	Opiskelija, Finland	6/29/59	Buffalo-Rochester	67	33	44	77	65
Tucker, John	C	6'0"	185	Windsor, Ont.	9/29/64	Kitchener	70	60	80	140	33
Verret, Claude	C	5'9"	165	Lachine, Que.	4/20/63	Three Rivers	68	72	115	187	21
DEFENSEMEN											
Dykstra, Steve	D	6'2"	190	Edmonton, Alta.	2/3/60	Rochester	70	2	16	18	100
Fenyves, Dave	D	5'11"	190	Dunville, Ont.	4/29/60	Buffalo-Rochester	75	2	27	29	59
Fischer, Ron	D	6'2"	195	Merritt, B.C.	4/12/59	Buffalo-Rochester	43	2	19	21	56
Hajt, Bill	D	6'3"	205	Radisson, Sask.	11/18/51	Buffalo	72	3	12	15	26
Housley, Phil	D	5'10"	180	St. Paul, Minn.	3/9/64	Buffalo	77	19	47	66	39
Leime, Heikki	D	6'1"	195	Finland		Rochester	6	0	1	1	2
Naud, Dantel	D	5'10"	190	Trois Rivieres, Que.	2/20/62	Rochester	71	6	52	56	34
Playfair, Larry	D	6'4"	215	Fort St. James, B.C.	6/23/58	Buffalo	79	4	13	17	180
Ramsey, Mike	D	6'3"	190	Minneapolis, Minn.	12/3/60	Buffalo	77	8	30	38	55
Reuter, Dirk	D	5'11"	195	Toronto, Ont.	4/18/62	Rochester	73	2	23	25	78
Sebek, Venci	D	5'11"	195	New York, NY	5/25/63	Peterborough	60	13	44	57	88
Suoraniemi, Kari	D	6'2"	195	Oulu, Finland	9/29/60	Rochester	72	9	28	37	64
Vuori, Hannu	D	6'0"	190	Sarmia, Ont.	11/20/52	Buffalo	65	6	21	27	53
Wiermer, Jim	D	6'4"	197	Sudbury, Ont.	3/22/63	Buffalo	74	13	24	37	18
					1/9/61	Rochester	74	15	44	59	43
GOALTENDERS											
Barrasso, Tom	G	6'3"	195	Boston, Mass.	3/31/65	Action-Boxboro H.S.	23	1035	17	10	.99
Cloutier, Jacques	G	5'7"	155	Noranda, Que.	1/3/60	Buffalo-Rochester	38	2024	123	0	3.50
Hamelin, Marc	G	5'9"	165	St. Tite, Que.	7/28/63	Shawingan	32	1516	90	1	3.56
Knickle, Rick	G	5'10"	160	Chatham, N.B.	2/26/60	Rochester	4	142	11	0	4.64
Myre, Phil	G	6'1"	185	Ste-Anne-de-Bellevue, Que.	11/1/48	Buffalo-Rochester	43	2541	156	0	3.68
Sauve, Bob	G	5'8"	165	Ste. Genevieve, Que.	6/17/55	Buffalo	54	3110	179	1	3.45

k

5

day of
when he
d little
is first
spent
(a) and
season
ames),
s at the
Ontario
rol the
deadly
er play
ome in


ayed for
HL goal
in eight
2... had
year.

PIM

16

16





Real Cloutier

Right Wing


Born: St. Emile, Que.
 July 31, 1956
 Height: 5'10" Weight: 185
 Shoots: Left
 Last Amateur Club:
 Quebec Remparts (Jrs.)

Sharpshooters do not come easily in the National Hockey League, but Scott Bowman was able to acquire one of the game's finest in Real Cloutier. Although he just turned 27, "Buddy" has already scored over 400 goals—405 to be exact—in professional hockey in nine seasons, an average of 45 per year. In four of his five WHA seasons, Cloutier scored 56 or more goals. The 5'10", 185-pound winger has averaged better than a point a game in four NHL seasons (282 points in 236 games). With such scoring credentials, the former Quebec Nordique is expected to add firepower to the Sabres' scoring attack, particularly on the power play unit. Cloutier, born in St. Emile, Que., played for Quebec teams in three leagues before coming to Buffalo in the June 8, 1983 trade. He played his amateur hockey for the Remparts and then played professionally for the WHA Nordiques and NHL Nordiques.

Chicago's first choice, 9th overall in 1976 Amateur Draft... Acquired by Buffalo along with Quebec's first round draft pick in 1983 (Adam Creighton) in exchange for Tony McKegney, Andre Savard, Jean Francois Sauve and Buffalo's third round draft pick in 1983... scored his first NHL goal on Oct. 10, 1979 vs. Atlanta... became the youngest player to score 60 goals in professional hockey when he scored 60 in 1975-76 as a nineteen-year-old player... won WHA scoring title three times (1975-76, 1976-77 and 1978-79)... selected to WHA first all-star team (1978-79) and the second all-star team (1976-77)... played in the 1980 NHL all-star game.

PROFESSIONAL RECORD

Season	Club	League	GP	G	A	PTS	PIM
1974-75	Quebec	WHA	63	26	27	53	36
1975-76	Quebec	WHA	80	60	54	114	27
1976-77	Quebec	WHA	76	66	75	141	39
1977-78	Quebec	WHA	73	56	73	129	19
1978-79	Quebec	WHA	77	75	54	129	48
1979-80	Quebec	NHL	67	42	47	89	12
1980-81	Quebec	NHL	34	15	16	31	31
1981-82	Quebec	NHL	67	37	60	97	34
1982-83	Quebec	NHL	68	28	39	67	30
	WHA Totals		369	283	283	566	169
	NHL Totals		246	122	162	284	94



C.

: 185


Sabres' first of shooting night in on when remainder, 3-2 win, a hectic Victoria da. Still, Sabres. If son, his le, Paul

played for and team NHL game , Mar. 3, playing for 5 regular six goals,

PIM

59

59



)

appear
 ndable,
 not hit
 e plays
 while a
 with his
 en who
 Bill has
 s of the
 final 73
 y a late
 penalty
 second
 ean and
 chewan

1 NHL all-
 k Award in
 is 15th on
 played list
 ury... had

S	PIM
5	40
2	0
5	66
9	68
7	48
8	56
2	30
1	20
5	24
1	42
1	44
5	26
0	358



s (Jrs.)

Buffalo
lineup
scoring
20-goal
hockey,
-old left
games.
Montreal
scored a
ried this
uebec.

s. Calgary
ar in 1979-
first time in
our points
and seven

S	PIM
9	53
3	7
9	2
8	55
2	26
0	81



ota

180


Sabres
ft. One
e when
school
the big
led. His
an one
with his
s as he
y a first-
HL, Phil
rst NHL
wo-goal
rs. Phil
Buffalo

eam USA
A in world
goals (19);
st-scoring
enseman
d tied for
16/82 vs.
d Booster
or home
r season
s at home

PIM

39

39



85

(Mrs.)

rough
regular
37-year-old
strong
winning
Montreal.
Court
former
able to
in, and
turn to

2, 1981
Championship
Memorial
in 1976-
and two or
at home
winning streak
and goal in
finals in

PIM

10:
14
12
50
6
12
10
114



2


)

ever
1982-
at he
ued
mes
the
oints
oals
rom
only
d he
, his
ason

of the
ll-star
game-
eam in
on the
7 and
holds
abres'
ords
ricks,
of his
82-83
s 14th



PIM
19
24
10
10
36
36
30
20
20
57
56
40
34
392



Brent Peterson

Center

Born: Calgary, Alta.

February 15, 1958

Height: 6'0" Weight: 190

Shoots: Right

Last Amateur Club:


Portland Winter Hawks (Jrs.)


When Brent Peterson was acquired by the Sabres along with Dale McCourt and Mike Foligno in December, 1981, he was considered a "throw in" by some in hockey circles. But when the 1982 playoffs opened, Sabres' General Manager and Coach Scott Bowman "threw in" Brent for almost every important face-off in Buffalo's defensive zone. And on most occasions, the 25-year-old center earned no less than a stand-off, regardless of who his face-off opponent was. It was Brent who scored the only goal in the Sabres' 1-0 opening game win against Montreal in the Adams Division semifinals—not surprisingly off a set-up following a face-off in the Montreal zone. Sidelined by injuries early in his NHL career, Brent enjoyed his best NHL season last year, scoring personal highs of 13 goals, 24 assists and 37 points and he was the recipient of the Booster Club's Unsung Hero Award. Brent's wife Tami gave birth to the couple's second son, Bradley, last June. They also have a son, Ryan, and they make their off-season home in Beaverton, Oregon.

Detroit's second first-round draft pick (12th overall) in the 1978 Amateur Draft... joined the Sabres 12/2/81 along with Dale McCourt and Mike Foligno in exchange for Danny Gare, Jim Schoenfeld and Derek Smith... won the Tim Horton Memorial Award in 1982-83... had his best NHL season with career highs in goals (13), assists (24) and points (37)... scored the only goal in Buffalo's 1-0 Adams Division semi-final playoff win in Montreal 4/6/83... unsuccessful on a penalty shot 12/19/82 vs. Quebec's Dan Bouchard, the first penalty shot by a Sabre since April 1, 1978... had eight goals, 17 assists at home and five goals, seven assists on the road... missed two games due to a shoulder injury in 1982-83... scored his first goal as a Sabre 12/19/81 vs. Quebec.

PROFESSIONAL RECORD

Season	Club	League	GP	G	A	PTS	PIM
1978-79	Detroit	NHL	5	0	0	0	0
1979-80	Detroit	NHL	18	1	2	3	2
	Adirondack	AHL	52	9	22	31	61
1980-81	Detroit	NHL	53	6	18	24	24
	Adirondack	AHL	3	1	0	1	10
1981-82	Detroit	NHL	15	1	0	1	6
	Buffalo	NHL	46	9	5	14	43
1982-83	Buffalo	NHL	75	13	24	37	38
	NHL Totals		212	30	49	79	113





Larry Playfair

Defense

Born: Ft. St. James, B.C.

June 23, 1958

Height: 6'4" Weight: 220

Shoots: Left

Last Amateur Club:


Portland Winter Hawks (Jrs.)


There is little doubt that the Sabres were left with a gaping hole on the blue line when Larry suffered a chipped bone in his right elbow during the second game of the Adams Division finals against Boston last April. The injury sidelined the 6'4", 220-pound rearguard for the remainder of the playoffs. Sabres' players—and opponents—had gotten used to having the big guy around as Larry has missed just 10 regular season games over the first four full NHL seasons of his career. In 1982-83, Larry played in more games than any other Sabre (79) and yet he was able to cut down the time he spent in the penalty box (from 258 in 1981-82 to 180 last season). Just 25, the former Portland Winter Hawk continues to improve and is one of the most respected players in the game. Larry and his wife Jayne make their year-round home on Grand Island. Much of Larry's spare time is spent making appearances for the Sabres' public relations department to benefit local charities—Multiple Sclerosis in particular.

Sabres' first round pick in 1978 NHL draft... scored his first NHL goal 11/18/79 vs. Edmonton... established club record for penalty minutes in one season with 258 in 1981-82... won the Buffalo Evening News Seventh Player award in 1981-82... recipient of 1981-82 Silver Stick Award... has led Sabres in penalty minutes in each of the last four seasons... suffered chipped bone in his right elbow Apr. 15, 1983 vs. Boston and missed remainder of playoffs... had two goals, seven assists at home and two goals, six assists on the road... Larry's brother Jim was a first round selection by Edmonton in 1982.

PROFESSIONAL RECORD

Season	Club	League	GP	G	A	PTS	PIM
1978-79	Buffalo	NHL	26	0	3	3	60
	Hershey	AHL	45	0	12	12	148
1979-80	Buffalo	NHL	79	2	10	12	145
1980-81	Buffalo	NHL	75	3	9	12	169
1981-82	Buffalo	NHL	77	6	10	16	258
1982-83	Buffalo	NHL	79	4	13	17	180
NHL Totals			336	15	45	60	812





Mike Ramsey

Defense

Born: Minneapolis, Minnesota
 December 3, 1960
 Height: 6'3" Weight: 195
 Shoots: Left
 Last Amateur Club:
 U.S. Olympic Team


At the conclusion of the 1981-82 season, Mike was named the Sabres' Unsung Hero. In 1982-83, the Sabres' 22-year-old defenseman was the club's most valuable player, the Emery Edge plus/minus Award winner and was the Sabres' representative in the 1983 NHL All-Star game. Last season was unquestionably Mike's best in the NHL, as he chalked up personal highs of eight goals, 30 assists and 38 points. He then led the team in scoring during the playoffs, including a winning goal against Boston in the game's final minutes. The Minneapolis native is now recognized as one of the NHL's top all-around defensemen. Ramsey is an outstanding shot-blocker, a solid one-on-one defender and is capable of lugging the puck out of the Buffalo defensive zone and setting up scoring opportunities. In addition to taking a regular shift, Mike is almost always on the ice when the Sabres are shorthanded. During the off-season, Mike signed a multi-year contract with the Sabres. Still a bachelor, Mike lives with teammate Lindy Ruff during the season, but spends much of his off-season in the Minneapolis area.

Sabres' first round draft pick in 1979 NHL Entry Draft... played on Gold Medal winning U.S. Olympic Team in 1980... scored his first NHL goal vs. Pittsburgh 4/5/80... won the Tim Horton Unsung Hero award in 1981-82... won Sabres' Booster Club awards for most valuable and most popular player in 1982-83... has represented the Sabres in the last two NHL All-Star games... led Sabres in playoff scoring with four goals and four assists in 1983... had six goals, 21 assists at home and two goals, nine assists on the road... had four points (2 goals, 2 assists) vs. Los Angeles 1/9/83... had his best season in the NHL in 1982-83, establishing personal single season highs for goals (8), assists (30) and points (38).

PROFESSIONAL RECORD

Season	Club	League	GP	G	A	PTS	PIM
1979-80	Buffalo	NHL	13	1	6	7	6
1980-81	Buffalo	NHL	72	3	14	17	56
1981-82	Buffalo	NHL	80	7	23	30	56
1982-83	Buffalo	NHL	77	8	30	38	55
	NHL Totals		242	19	73	92	173





Lindy Ruff

Left Wing

Born: Edmonton, Alta.

February 17, 1960

Height: 6'2" Weight: 195

Shoots: Left

Last Amateur Club:


Lethbridge Broncos (Jrs.)


As much as a 50-goal scorer can ignite a team, so can a player like Lindy Ruff. When the Sabres appear somewhat sluggish, it's often Lindy and his all-out style of play which lifts both the Sabres and their fans. There are few players in the NHL that are better at mucking it up in the corners or in front of the net than the Sabres' 23-year-old left winger from Warburg, Alberta. Lindy's two goals within 1:02 early in the second period of the first game of the Sabres-Bruins series last April catapulted the Sabres to a convincing 7-4 win in Boston. Drafted as a defenseman in 1979, Lindy spent almost all of the 1982-83 season at left wing. He missed 14 games due to ankle injuries and then six more because of a broken bone in his hand, but still managed to score 12 goals, the second highest total in his four-year NHL career. Lindy has averaged about a goal for every six games during the regular season (41 in 267) but he has scored better than a goal every four games in the playoffs (8 in 28). A bachelor, Lindy owns a home in the Buffalo area and spends much of his off-season here.

Sabres' second round pick in 1979 NHL Entry Draft... scored his first NHL goal in his first NHL game (Oct. 11, 1979 vs. Washington)... won the Fred T. Hunt Memorial Award (Rookie-of-the-Year) in 1979-80... missed 15 games in 1980-81 with a broken ankle... is one of just two Sabres to accumulate over 190 penalty minutes in one season (Larry Playfair is the other)... missed 14 games with a sprained ankle and six with a broken bone in his hand during the 1982-83 season... had nine goals, 13 assists at home and three goals, four assists on the road... his younger brother Marty was a first round pick by St. Louis in 1981.

PROFESSIONAL RECORD

Season	Club	League	GP	G	A	PTS	PIM
1979-80	Buffalo	NHL	63	5	14	19	38
1980-81	Buffalo	NHL	65	8	18	26	121
1981-82	Buffalo	NHL	79	16	32	48	194
1982-83	Buffalo	NHL	60	12	17	29	130
	NHL Totals		267	41	81	122	483





Bob Sauve

Goaltender

Born: Ste. Genevieve, Que.
 June 17, 1955
 Height: 5'8" Weight: 165
 Shoots: Left
 Last Amateur Club:
 Laval Nationals (Jrs.)


April 6 and 7, 1983 will long be remembered by Bob Sauve. For it was on those two nights that he accomplished what many thought was the impossible. He blanked the high-flying Montreal Canadiens on consecutive nights in the Forum. Those two performances further cemented the fact that Sauve is an outstanding playoff performer. In 1980, he posted the best playoff goals against average (2.04); his lifetime playoff average is better than his regular season mark (3.09 to 3.45) and he has four shutouts in 21 playoff appearances. Bob's regular season work isn't too shabby, either. Last season was the second straight season he appeared in more than 50 games and played more than 3000 minutes. He also finished the season with the fourth most wins (25) among NHL netminders. Bob played in the Sabres' 0-0 tie in Quebec (Feb. 5, 1983), the third such game in Sabres' history and the second one he has participated in (also vs. Chicago, Oct. 31, 1979). Bob and his wife Johanne and their two children return to the Montreal area during the summer months.

Sabres' first round pick in 1975 Amateur Draft... first goaltender ever drafted in first round by Sabres... traded to Detroit on Dec. 2, 1981 for future considerations... signed with Sabres as free agent on June 9, 1982... shared Vezina Trophy with Don Edwards in 1979-80... won the club's Most Improved Player Award in 1978-79... posted the lowest goals against average in the NHL in regular season (2.36) and playoffs (2.04) in 1979-80... has appeared in 50 or more games and played more than 3000 minutes in each of the last two regular seasons... 1982-83 was the second time Sauve won 20 or more games in a Buffalo uniform (he was 20-8-4 in 1979-80).

PROFESSIONAL RECORD

Season	Club	League	GPI	MINS	GA	SO	AVG.
1975-76	Providence	AHL	14	848	44	0	3.11
	Charlotte	SHL	17	979	36	2	2.21
1976-77	Buffalo	NHL	4	184	11	0	3.55
	Rhode Island	AHL	25	1346	94	0	4.14
	Hershey	AHL	9	539	38	0	4.23
	Buffalo	NHL	11	480	20	0	2.50
1977-78	Hershey	AHL	16	872	59	0	4.05
	Buffalo	NHL	29	1610	100	0	3.73
1978-79	Hershey	AHL	5	278	14	0	3.02
	Buffalo	NHL	32	1880	74	4	2.36
1979-80	Buffalo	NHL	35	2100	111	2	3.17
1980-81	Buffalo	NHL	14	760	35	0	2.76
	Detroit	NHL	41	2365	165	0	4.19
1982-83	Buffalo	NHL	54	3110	179	1	3.45
	NHL Totals		220	12489	695	7	3.34





Ric Seiling

Right Wing


Born: Elmira, Ont.
 December 15, 1957
 Height: 6'1" Weight: 178
 Shoots: Right
 Last Amateur Club:
 St. Catharines Fincups (Jrs.)


If players are labeled according to what they do in big games, Ric will surely be classified as a clutch performer. It was this 25-year-old right winger, the Sabres' first round pick in 1977, who scored both of Buffalo's goals in the seventh and deciding game of the Buffalo-Boston Adams Division finals in Boston last April. Although the Sabres lost the game, Ric's efforts did not go unnoticed. Ric had a string of four consecutive 20-goal seasons halted in 1982-83 when he fell one goal shy of that plateau. But his steady, all-around play continued as he was one of the key penalty killers on the NHL's second best penalty killing unit. Ric enters the 1983-84 season 15 points away from his 300th NHL point and he has moved into seventh place on the Sabres' all-time playoff scoring list (23 points). The Seiling family—Ric, wife Bonny and daughter Melody—makes its home on Grand Island where Ric works in his family's harness horse business. In addition to his horse business, Ric makes many summer appearances for the Sabres' public relations department.

Sabres' first round pick in 1977... has scored 19 or more goals in each of his six NHL seasons... won the Star of Stars Award in 1981-82... won the Charley Barton Silver Stick Award in 1978-79... won the Tim Horton Memorial Award in 1978-79... has one hat trick in his NHL career (2/12/81) vs. Washington)... is ninth on the Sabres' all-time regular season scoring list (285 points) and seventh on the all-time playoff scoring list (23 points)... he scored both Buffalo goals in the Sabres' 3-2 overtime loss in the seventh game of the Adams Division Finals last April... missed five games due to injuries in 1982-83... suffered an eye injury on 1/30/82 in Calgary that forced him to miss 20 games during the 81-82 season and he now wears a protective shield... had 15 goals, 15 assists at home and four goals, seven assists on the road.

PROFESSIONAL RECORD

Season	Club	League	GP	G	A	PTS	PIM
1977-78	Buffalo	NHL	80	19	19	38	33
1978-79	Buffalo	NHL	78	20	22	42	56
1979-80	Buffalo	NHL	80	25	35	60	54
1980-81	Buffalo	NHL	74	30	27	57	80
1981-82	Buffalo	NHL	57	22	25	47	58
1982-83	Buffalo	NHL	75	19	22	41	41
	NHL Totals		444	135	150	285	322





John Van Boxmeer

Defense


Born: Sarnia, Ont.
 November 20, 1952
 Height: 6'0" Weight: 192
 Shoots: Right
 Last Amateur Club:
 Guelph CMC's (Jrs.)


It was a power play goal by John in the second period of the third game of the Buffalo-Montreal playoff series last April that started the Sabres on their way to a series-clinching win in front of the home fans. Although John's offensive statistics in 1982-83 were not on a par with his first three seasons in Buffalo, his plus seven was the seventh best mark on the club. The 30-year-old defenseman, who began his career in the Montreal organization, has moved into 13th place on both the Sabres' all-time playoff scoring list (19 points) and all-time regular season scoring list (215 points). Among defensemen, only Jerry Korab and Jim Schoenfeld have scored more points in a Buffalo uniform. An excellent point man on the power play, John's 1980-81 (69 points) and 1981-82 (68 points) seasons are the two top point totals by a Sabres' defenseman. John left the bachelor ranks during the off-season and he and his wife Judy reside in Amherst. In just four seasons in Buffalo, "Boxy" has become one of the area's most popular sports figures, largely due to the many hours he donates to various charities.

Acquired from Colorado 10/5/79 in exchange for Rene Robert... holds Sabres' single season records for most assists (54) and points (69) by a defenseman... led team in assists in 1980-81 and 1981-82 (first time ever by a defenseman)... recorded first NHL hat trick 11/7/81 vs. New York Islanders and set club record of five points in one game by a defenseman on 11/7/81 vs. New York Islanders... only Sabre to date to win NHL Player of Week honors (11/8/81)... was first team all-star with Guelph CMC's... won leading defenseman award with Guelph in 1971-72... led Prince of Wales Conference defensemen in All-Star balloting for 1982 All-Star game but was unable to participate due to injuries... had four goals, 10 assists at home and two goals, 11 assists on the road.

PROFESSIONAL RECORD

Season	Club	League	GP	G	A	PTS	PIM
1972-73	Nova Scotia	AHL	76	5	29	34	139
1973-74	Montreal	NHL	20	1	4	5	18
	Nova Scotia	AHL	47	8	20	28	78
1974-75	Montreal	NHL	9	0	2	2	0
	Nova Scotia	AHL	43	4	15	19	68
1975-76	Montreal	NHL	46	6	11	17	31
1976-77	Montreal	NHL	4	0	1	1	0
	Colorado	NHL	41	2	11	13	32
1977-78	Colorado	NHL	80	12	42	54	87
1978-79	Colorado	NHL	76	9	34	43	46
1979-80	Buffalo	NHL	80	11	40	51	55
1980-81	Buffalo	NHL	80	18	51	69	69
1981-82	Buffalo	NHL	69	14	54	68	62
1982-83	Buffalo	NHL	65	6	21	27	53
	NHL Totals		570	79	271	350	453





Hannu Virta

Defense


Born: Turku, Finland
 March 22, 1963
 Height: 6'0" Weight: 180
 Shoots: Left
 Last Amateur Club:
 T.P.S. Finland


How does a 19-year-old youngster communicate when he is faced with the prospect of spending eight months in a foreign culture and environment. If you're Hannu Virta, hockey player, you let your playing abilities do most of your talking. For Virta, that system worked very well in 1982-83, his rookie season in the NHL after being drafted by the Sabres in the second round of the 1981 NHL Entry Draft. All Hannu did last season was finish second to teammate Phil Housley among rookie defensemen in goals (13) and points (37). An outstanding passing defenseman, Hannu can move the puck out of the defensive zone quickly and then become a dangerous offensive player when given the opportunity. Hannu's English vocabulary increased tremendously during the course of the season as he shared a suburban apartment with Mike Moller. Single, Hannu returns to Finland during the off-season.

Sabres' second round draft pick in 1981 NHL Entry Draft... member of Team Finland's World Junior Team in 1981-82... second highest scoring rookie defenseman in NHL in 1982-83 (37 points)... scored his first NHL goal Oct. 6, 1982 vs. Quebec... recorded his first NHL hat trick on March 19, 1983 vs. Montreal... missed three games in 1982-83 due to injuries... had five goals, 13 assists at home and eight goals, 11 assists on the road.

PROFESSIONAL RECORD

Season	Club	League	GP	G	A	PTS	PIM
1981-82	Buffalo	NHL	3	0	1	1	4
1982-83	Buffalo	NHL	74	13	24	37	18
	NHL Totals		77	13	25	38	22





Tom Barrasso

Goaltender


Born: Boston, Mass.
 March 31, 1965
 Height: 6'3" Weight: 195
 Shoots: Right
 Last Amateur Club:
 Acton-Boxboro H.S.

Sabres' General Manager Scott Bowman wasted little time last June when the club's first pick (fifth overall) came up as he selected 18-year-old Tom Barrasso. After the draft, Barrasso was left with three options: he could join the Sabres' organization, play for the United States Olympics Team in 1984 or go to college. Barrasso went to the USA Olympic try-outs and earned a spot on the team in July. However, on August 30, the 6'3", 195-pound netminder decided against participating in the Olympics, announcing that he would indeed attend the Sabres' training camp in Lake Placid, New York in September. Regarded as an outstanding prospect, Barrasso is both a large and aggressive goaltender who handles the puck well.

Buffalo's first pick and fifth overall in 1983 NHL Entry Draft... was a member of the 1982-83 U.S. National Junior team... played four seasons at Acton-Boxboro H.S. in Massachusetts where he won All-Scholastic honors each year... no goaltender has ever been selected higher than fifth overall in NHL Entry Draft.

AMATEUR RECORD

Season	Club	GPI	Mins	GA	SO	Avg
1981-82	Acton-Boxboro H.S.	23	1035	32	7	1.86
1982-83	Acton-Boxboro H.S.	23	1035	17	10	0.73



Jacques Cloutier

Goaltender


Born: Noranda, Que.
 January 3, 1960
 Height: 5'7" Weight: 155
 Shoots: Left
 Last Amateur Club:
 Three Rivers Draveurs (Jrs.)

Being sent from the NHL to the American Hockey League in February might be a cause for disappointment, but in Jacques' case last season, you could never tell by his play. Although he had played well in 25 appearance with Buffalo early in the season (3.50 average), he was not seeing a great deal of game time. When he was sent to Rochester, he appeared in 13 regular season games and then proceeded to play all but 26 minutes of the Americans' 16 Calder Cup playoff games. Cloutier was brilliant in the playoffs, posting a 12-4 record and a sparkling 2.83 goals against average. With the Sabres in 1982-83, the diminutive netminder put together modest undefeated streaks of 2-0-2, 2-0-1 and 2-0-1.

Sabres' fourth round pick in 1979 NHL Entry Draft... first team all-star goaltender in Quebec Junior Hockey League in 1978-79... led QMJHL in goals against average in 1978-79 with 3.14 goals against average... suffered broken collarbone on 2/3/82 and missed remainder of 1981-82 season... started 1982-83 season with Buffalo and was assigned to Rochester 2/26/83... is still looking for his first NHL shutout... played 998 minutes in Calder Cup playoffs last season, posted a 12-4 record and a 2.83 goals against average.

PROFESSIONAL RECORD

Season	Club	League	GPI	MINS	GA	SO	Avg.
1980-81	Rochester	AHL	61	3478	209	1	3.61
1981-82	Buffalo	NHL	7	311	13	0	2.51
	Rochester	AHL	23	1366	64	0	2.81
1982-83	Buffalo	NHL	25	1390	81	0	3.50
	Rochester	AHL	13	634	42	0	3.98
	NHL Totals		32	1701	94	0	3.32



Adam Creighton

Center


Born: Burlington, Ont.
 June 2, 1965
 Height: 6'5" Weight: 202
 Shoots: Left
 Last Amateur Club:
 Ottawa 67's (Jrs.)

If size was taught in the classroom, Adam Creighton would be joining the Sabres as an A student. At 6'5" and 202 pounds, Adam has the one ingredient in sports that cannot be taught. His potential is tremendous and he can perhaps best be compared to Bobby Smith of the Minnesota North Stars—a big, rangy center who can control a game when he is on the ice. Selected 11th overall in the 1983 NHL Entry Draft, Adam lives in nearby Welland, Ontario which will enable his family to take in many of his professional games. Playing his junior hockey for Ottawa, the 18-year-old center dominated many of his club's OHL games.

Buffalo's third first round pick (11th overall) in the 1983 NHL Entry Draft... 11th pick was acquired along with Real Cloutier from Quebec in exchange for Tony McKegney, Andre Savard, Jean Francois Sauve and the Sabres' third round pick in 1983... was a first round choice in the 1981 OHL Midget Draft... his father, David, played 10 seasons in the NHL with Boston, Chicago, Toronto and the New York Rangers and also for the AHL Buffalo Bisons.

AMATEUR RECORD

Season	Club	GP	G	A	PTS	PIM
1981-82	Ottawa	60	14	27	41	73
1982-83	Ottawa	68	44	46	90	88



Randy Cunneyworth

Center

Born: Etobicoke, Ont.

May 10, 1961

Height: 6'0" Weight: 190

Shoots: Left

Last Amateur Club:


Ottawa 67s

When NHL clubs select in the late rounds of the annual NHL Entry Draft, they are often guessing and hoping. In 1980, the Sabres were lucky when Randy Cunneyworth was still available in the eighth round. Following an outstanding final junior season (128 points), Randy started the 1981-82 season with the Sabres before being assigned to Rochester. He spent all of the 1982-83 season with the Calder Cup champions as his versatility—he can play either center or left wing—made him a key member of the club. His aggressive, hard-hitting style enabled him to aid the Americans at left wing. Cunneyworth rarely played more than a few games with the same linemates as he was often used to revive players in need of a lift.

Sabres' eighth round pick in the 1980 NHL Entry Draft... had 54 goals, 74 assists for Ottawa in his final season of junior eligibility... called up from Ottawa 3/1/81 and played his first NHL game against Boston... scored his first NHL goal 11/11/81 vs. NY Rangers... had four game winning goals for Rochester last season, including an overtime goal 2/20/83 vs. Moncton.

PROFESSIONAL RECORD

Season	Club	League	GP	G	A	PTS	PIM
1980-81	Buffalo	NHL	1	0	0	0	2
	Rochester	AHL	1	0	1	1	2
1981-82	Buffalo	NHL	20	2	4	6	47
	Rochester	AHL	57	12	15	27	86
1982-83	Rochester	AHL	78	23	33	56	11
	NHL Totals		21	2	4	6	49



Normand Lacombe

Right Wing

Born: Pierrefonds, Que.

October 18, 1964

Height: 5'11" Weight: 206

Shoots: Right

Last Amateur Club:


University of New Hampshire

Normand was arguably the most impressive physical specimen available to NHL teams in the first round of the NHL Entry Draft last June and the Sabres wasted little time in selecting him with the 10th pick overall. Lacombe, with the build of a football linebacker, should add muscle to the Sabres' right side and has also shown a knack for scoring goals. Lacombe already has two seasons of college play under his belt before his 19th birthday. In two seasons with the University of New Hampshire, the 5'11", 206-pound winger totalled 38 goals and 79 points in 65 games.

Buffalo's second first round pick (10th overall) in the 1983 NHL Entry Draft... played midget hockey with the Lac St. Louis Lions of the Quebec Midget AAA League... was named to the all-star team at the 1982 International University Cup Tournament in Montreal.

AMATEUR RECORD

Season	Club	GP	G	A	PTS	PIM
1981-82	Univ. of New Hampshire	30	20	16	36	—
1982-83	Univ. of New Hampshire	35	18	25	43	48



Sean McKenna

Right Wing

Born: Asbestos, Que.

March 7, 1962

Height: 6'0" Weight: 190

Shoots: Right

Last Amateur Club:


Sherbrooke Beavers (Jrs.)

If Reggie Jackson is considered "Mr. October", Sean McKenna might be well on his way to earning the nickname "Mr. April." In 1982, McKenna led his junior team, the Sherbrooke Beavers, to the Memorial Cup finals where he was named the most valuable player of the tournament. During 1983 post-season play, Sean scored 14 goals—an American Hockey League playoff record—as the Rochester Americans captured the Calder Cup trophy. This year, the Sabres are hopeful that the 21-year-old right winger will have a productive regular season and blossom once again in post-season play—but this time in the Stanley Cup playoffs.

Sabres' third round pick in 1980 NHL Entry Draft... second team all-star right wing in Quebec Hockey League in 1981-82... selected as the most valuable player during the Memorial Cup finals in 1982... scored his first NHL goal October 24, 1982 vs. St. Louis... had six goals, five assists at home and four goals, nine assists on the road while with Buffalo last season... had 14 goals (AHL playoff record) and eight assists in 16 playoff games with Rochester last year... had three 2-goal games with Buffalo.

PROFESSIONAL RECORD

Season	Club	League	GP	G	A	PTS	PIM
1981-82	Buffalo	NHL	3	0	1	1	2
1982-83	Buffalo	NHL	46	10	14	14	4
	Rochester	AHL	26	16	10	26	14
	NHL Totals		49	10	15	25	6



Mike Moller

Right Wing

Born: Calgary, Alta.

June 16, 1962

Height: 6'0" Weight: 189

Shoots: Right

Last Amateur Club:


Lethbridge Broncos (Jrs.)

Ability is what carries most players to the National Hockey League, but it is often hard work and enthusiasm that keeps them there. If that is the case, Mike Moller should have an excellent opportunity of making it in the NHL. Few players work harder than Mike—both on and off the ice—and there is no one who is more enthusiastic about playing the game. This 21-year-old Calgary, Alberta native has been with nothing but winners for the past several seasons. He played his junior hockey with the powerful Lethbridge Broncos (WJHL); he was a member of Team Canada's world junior championship team in 1981-82; and he helped Rochester to the Calder Cup championship last year.

Sabres' second round choice in 1980 NHL Entry Draft... scored his first NHL goal in his second NHL game (2/14/81 vs. Calgary)... member of Team Canada's world junior championship team in 1981-82... had two consecutive 100-point plus seasons with Lethbridge (108 in 1980-81 and 122 in 1981-82)... first team all-star right winger in Western Hockey League in 1981-82... assigned to Rochester on February 17, 1983... had two goals, four assists in 11 playoff games with Rochester... had three goals, five assists at home and three goals, seven assists on the road while with Buffalo.

PROFESSIONAL RECORD

Season	Club	League	GP	G	A	PTS	PIM
1980-81	Buffalo	NHL	5	2	2	4	0
1981-82	Buffalo	NHL	9	0	0	0	0
1982-83	Buffalo	NHL	49	6	12	18	14
	Rochester	AHL	10	1	6	7	2
	NHL Totals		63	8	14	22	14



Steve Patrick

Right Wing

Born: Winnipeg, Man.

February 4, 1961

Height: 6'4" Weight 206

Shoots: Right

Last Amateur Club:


Brandon Wheat Kings (Jrs.)

There are few who would question Steve Patrick's physical skills. He is big and strong (6'4" and 206 pounds), very mobile for a player of his size, and has good skating skills. But the 1982-83 season was one Steve would just as soon forget. After a strong training camp, the big right winger missed the first three regular season games with a charley horse. In February, he suffered a back injury which sidelined him for a couple of games. The back problems returned again in mid-March, holding Steve out of the lineup until late in the Sabres-Bruins playoff series. Size and strength give this former Brandon Wheat King a decided advantage in the smaller NHL rinks, such as Buffalo's Memorial Auditorium.

Sabres' first round draft choice in 1980 NHL Entry Draft... scored his first NHL goal 3/22/81 vs. St. Louis... had the first two-goal game of his NHL career 1/14/83 vs. Washington... had six goals, nine assists at home and three goals, four assists on road last season... his younger brother Jim was a first round pick by the New York Rangers in 1981.

PROFESSIONAL RECORD

Season	Club	League	GP	G	A	PTS	PIM
1980-81	Buffalo	NHL	30	1	7	8	25
1981-82	Buffalo	NHL	41	8	8	16	64
	Rochester	AHL	38	11	8	19	15
1982-83	Buffalo	NHL	56	9	13	22	26
	NHL Totals		127	18	28	46	115



Kai Suikkanen

Right Wing

Born: Opiskelija, Finland

June 29, 1959

Height: 6'2" Weight: 207


Shoots: Left

Following two fine seasons in Rochester (34 goals in 1980-81 and 33 last year) where he has adapted to the North American brand of hockey, Kai might well be prepared to step into the National Hockey League. A left-handed shooting right winger, Kai has mastered the ability to shoot off a pass, a skill which produced many goals in 1982-83. Suikkanen possesses a hard wrist shot as well as slap shot which made him a valuable member of Rochester's power play unit—he had 19 power play goals last year. Kai speaks fluent Swedish and also studied English for five years before coming to North America.

Signed by the Sabres as a free agent in June, 1981... has played one NHL regular season game in each of his first two professional seasons... played along with Kari Suoraniemi for Karpat Oulu, the Finnish Senior League champions in 1980-81.

PROFESSIONAL RECORD

Season	Club	League	GP	G	A	PTS	PIM
1981-82	Buffalo	NHL	1	0	0	0	0
	Rochester	AHL	71	34	33	67	32
1982-83	Buffalo	NHL	1	0	0	0	0
	Rochester	AHL	66	33	44	77	65
	NHL Totals		2	0	0	0	0



Kari Suoraniemi

Defense

Born: Oulu, Finland

September 29, 1960

Height: 6'2" Weight: 185

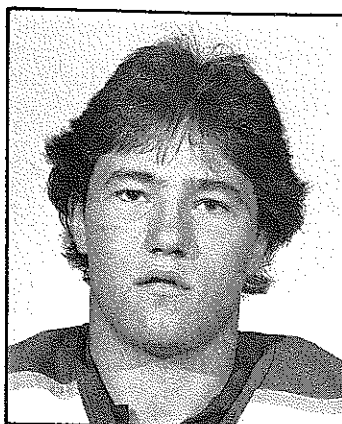
Shoots: Left

If anyone fills the bill as a hockey player for the 80s, it might well be Kari Suoraniemi. With the game leaning more and more to a fluid, wide-open style, Suoraniemi's game is tailor-made. An excellent skater, the Finnish-born Suoraniemi is regarded as a fine passing defenseman able to move the puck up the ice quickly. With two years experience in Rochester, Suoraniemi is becoming a more rugged backliner. Suoraniemi's offensive skills were more evident in 1982-83 as he increased his goal production to nine, as compared to two in 1981-82. Kari speaks fluent Swedish and German while his English vocabulary continues to improve.

Signed by the Sabres as a free agent in June, 1981... was a teammate of Kai Suikkanen with Karpat Oulu, winners of the Finnish Senior League in 1980-81... other members of that team included Kari Eloranta (Calgary) and Reijo Ruotsalainen (NY Rangers).

PROFESSIONAL RECORD

Season	Club	League	GP	G	A	PTS	PIM
1980-81	Rochester	AHL	4	1	1	2	2
1981-82	Rochester	AHL	61	2	29	31	32
1982-83	Rochester	AHL	72	9	28	37	64



John Tucker

Center

Born: Windsor, Ontario

September 29, 1964

Height: 6'0" Weight: 184

Shoots: Right

Last Amateur Club:


Kitchener Rangers (Jrs.)

Projected as a first round draft choice last June, John might well have been disappointed when he was not selected until the second round of the NHL Entry Draft. But you can bet General Manager Scott Bowman and his scouting staff were overjoyed when John was still available when the Sabres drafted 31st overall. A 6', 184-pound center, John averaged two points per game last season while playing under Rochester Coach Joe Crozier in Kitchener. John possesses all of the skills scouts look for—he shoots and passes extremely well, has good balance and is a team player. Tucker still has junior eligibility remaining.

Sabres' second round draft selection (31st overall) in 1983 NHL Entry Draft... was a member of Kitchener's 1982 Memorial Cup winning team... totalled 188 points in 137 games with Kitchener during last two seasons... is a relative of Whit Tucker—a former star receiver of the Ottawa Rough Riders of the Canadian Football League.

AMATEUR RECORD

Season	Club	League	GP	G	A	PTS	PIM
1981-82	Kitchener	OHL	67	16	32	48	32
1982-83	Kitchener	OHL	70	60	80	140	33



Jim Wiemer

Defense


Born: Sudbury, Ontario
 January 9, 1961
 Height: 6'4" Weight: 197
 Shoots: Left
 Last Amateur Club:
 Peterborough Petes (Jrs.)

Prior to the 1982-83 season, a scouting report on Jim Wiemer might have indicated he was a strong two-way left winger, a good penalty killer and usually went up against opponents' top forwards. Following Rochester's 8-12-3 start last season, Wiemer was moved back to defense. From then on, the Amerks posted a 38-13-6 regular season mark and went on to the Calder Cup championship. This year's scouting report shows Wiemer as a fast-improving defenseman, lanky and strong, with a hard and accurate shot from the point. At 6'4", Wiemer can call upon his long reach to poke the puck away from opposing forwards.

Sabres' fourth round pick in 1980 NHL Entry Draft... won Rochester club award as top defensive player in 1982-83... recalled by Sabres for one playoff game in 1983 vs. Boston... after Wiemer was moved to defense last year, Rochester went 14-2-1 in next 17 games.

PROFESSIONAL RECORD

Season	Club	League	GP	G	A	PTS	PIM	
1981-82	Rochester	AHL	74	19	26	45	57	
1982-83	Buffalo	NHL	(appeared in one playoff game)					
	Rochester	AHL	74	15	44	59	43	



Malcolm Davis

Right Wing

Born: Lockeport, N.S.
 October 10, 1956
 Height: 5'11" Weight: 180
 Shoots: Right


It is rare indeed in this day and age when one sees a 26-year-old rookie playing in the National Hockey League. But Mal Davis was just that last season when he was recalled by the Sabres on February 14, 1983. The Lockeport, Nova Scotia native remained

with the Sabres through the playoffs and averaged nearly a point per game (20 points) over the Sabres' final 24 regular season games. At the time of his recall, Mal was among the American Hockey League scoring leaders and he was well on his way to a 50-goal season with the Amerks. Mal spent the first three seasons of his professional hockey career in the Detroit organization before being signed as a free agent by the Sabres prior to the 1981-82 season.

Signed as a free agent in off-season, 1981... scored his first goal as a Sabre vs. Calgary on February 18, 1983... had six goals and 10 assists in his first 12 games with the Sabres, including four points (2 goals, 2 assists) vs. Pittsburgh on March 4, 1983... scored the game-winning goal in Buffalo's come-from-behind 7-6 win over Boston on February 25, 1983 after Sabres trailed 6-1 in second period.

PROFESSIONAL RECORD

Season	Club	League	GP	G	A	PTS	PIM
1978-79	Detroit	NHL	6	0	0	0	0
	Kansas City	CHL	71	42	24	66	29
1979-80	Adirondack	AHL	79	34	31	65	45
1980-81	Detroit	NHL	5	2	0	2	0
	Adirondack	AHL	58	23	12	35	48
1981-82	Rochester	AHL	75	32	33	65	14
1982-83	Buffalo	NHL	24	8	12	20	0
	Rochester	AHL	57	43	32	75	15
	NHL Totals		35	10	12	22	0



Dave Fenyves

Defense

Born: Dunnville, Ontario
 April 29, 1960
 Height: 5'11" Weight: 188
 Shoots: Left
 Last Amateur Club:
 Peterborough Petes (Jrs.)

After two full seasons in Rochester, Dave finally made the jump to the National Hockey League when he was recalled on November 14, 1982. Although he played in just one game (that night vs. Pittsburgh), it was a taste. And when he was recalled once again on February 11, 1983, Dave played well enough to stay with the Sabres through the playoffs. A defensive defenseman who seldom roams deep into the offensive zone, Dave is rarely caught out of position, a fact appreciated by his goaltender. Dave and his wife Rosemary spend their summer months in Dunnville, Ontario.

Signed by the Sabres as an underage free agent in October, 1979... was member of Peterborough's Memorial Cup winning team in juniors... is still looking for his first NHL goal... had five assists at home and three assists on road while with Buffalo.


PROFESSIONAL RECORD

Season	Club	League	GP	G	A	PTS	PIM
1980-81	Rochester	AHL	77	6	16	22	146
1981-82	Rochester	AHL	73	3	14	17	68
1982-83	Buffalo	NHL	24	0	8	8	14
	Rochester	AHL	51	2	19	21	45
	NHL Totals		24	0	8	8	14

Steve Dykstra

Defense

Born: Edmonton, Alta.
February 3, 1960
Height: 6'2" Weight: 190




PROFESSIONAL RECORD

Season	Club	League	GP	G	A	PTS	PIM
1982-83	Rochester	AHL	70	2	16	18	100

Ron Fischer

Defense

Born: Merritt, B.C.
April 12, 1959
Height: 6'2" Weight: 195




PROFESSIONAL RECORD

Season	Club	League	GP	G	A	PTS	PIM
1980-81	Rochester	AHL	4	0	0	0	0
1981-82	Buffalo	NHL	15	0	7	7	6
	Rochester	AHL	61	6	20	26	122
1982-83	Buffalo	NHL	3	0	0	0	0
	Rochester	AHL	40	2	19	21	56
	NHL Totals		18	0	7	7	6

Chris Langevin

Left Wing

Born: Montreal, Ontario
November 27, 1959
Height: 6'0" Weight: 190




PROFESSIONAL RECORD

Season	Club	League	GP	G	A	PTS	PIM
1980-81	Saginaw	IHL	75	35	48	83	179
1981-82	Rochester	AHL	33	3	5	8	150
1982-83	Rochester	AHL	71	18	25	43	255

Bob Mongrain

Center

Born: La Sarre, Quebec
August 31, 1959
Height: 5'10" Weight: 165




PROFESSIONAL RECORD

Season	Club	League	GP	G	A	PTS	PIM
1979-80	Buffalo	NHL	34	4	6	10	4
	Rochester	AHL	39	25	24	49	58
1980-81	Buffalo	AHL	4	0	0	0	2
	Rochester	AHL	69	21	29	50	101
1981-82	Buffalo	NHL	24	6	4	10	6
	Rochester	AHL	56	37	37	74	45
1982-83	Rochester	AHL	80	29	52	81	72
	NHL Totals		62	10	10	20	12

Phil Myre

Goaltender

Born: Ste-Anne-de-Bellevue, Que.
November 1, 1948
Height: 6'1" Weight: 185




PROFESSIONAL RECORD

Season	Club	League	GP	MINS	GA	SO	AVG.
1968-69	Houston	CHL	53	3150	150	2	2.83
1969-70	Mtl. Voyageurs	AHL	15	900	37	0	2.47
	Montreal	NHL	10	503	19	0	2.15
1970-71	Montreal	NHL	30	1677	87	1	3.11
1971-72	Montreal	NHL	9	528	32	0	3.63
1972-73	Atlanta	NHL	46	2736	138	2	3.03
1973-74	Atlanta	NHL	36	2020	112	0	3.33
1974-75	Atlanta	NHL	40	2400	114	5	2.85
1975-76	Atlanta	NHL	37	2129	123	1	3.47
1976-77	Atlanta	NHL	43	2422	124	3	3.07
1977-78	Atlanta	NHL	9	523	43	0	4.93
	St. Louis	NHL	44	2620	159	1	3.64
1978-79	St. Louis	NHL	39	2259	163	1	4.33
1979-80	Philadelphia	NHL	41	2367	141	0	3.57
1980-81	Philadelphia	NHL	16	900	61	0	4.07
	Colorado	NHL	10	580	33	0	3.41
1981-82	Colorado	NHL	24	1256	112	0	5.35
	Fort Worth	CHL	10	615	40	0	3.90
1982-83	Buffalo	NHL	5	300	21	0	4.20
	Rochester	AHL	43	2541	156	0	3.68
	NHL Totals		439	25220	1482	14	3.53

Dan Naud

Defense

Born: Trois Rivieres, Quebec
February 20, 1962
Height: 5'10" Weight: 187



PROFESSIONAL RECORD

Season	Club	League	GP	G	A	PTS	PIM
1982-83	Rochester	AHL	71	6	52	58	34

Geordie Robertson

Center

Born: Victoria, B.C.

August 1, 1959

Height: 6'0" Weight: 165



PROFESSIONAL RECORD

Season	Club	League	GP	G	A	PTS	PIM
1979-80	Rochester	AHL	55	26	26	52	66
1980-81	Rochester	AHL	20	3	3	6	19
1981-82	Rochester	AHL	46	14	15	29	45
	Flint	IHL	11	6	14	20	19
1982-83	Buffalo	NHL	5	1	2	3	7
	Rochester	AHL	72	46	73	119	83
	NHL Totals		5	1	2	3	19


Dirk Rueter

Defense

Born: Toronto, Ontario

April 18, 1962

Height: 5'11" Weight: 184



PROFESSIONAL RECORD

Season	Club	League	GP	G	A	PTS	PIM
1982-83	Rochester	AHL	73	2	23	25	78

FINAL 1982-83 AHL STANDINGS

SOUTH DIVISION	GP	W	L	T	GF	GA	PTS
ROCHESTER	80	46	25	9	389	325	101
Hershey	80	40	35	5	313	308	85
New Haven	80	38	34	8	337	329	84
Binghamton	80	36	36	8	320	333	80
Baltimore	80	35	36	9	362	366	79
St. Catharines	80	33	41	6	335	368	72
Springfield	80	31	43	6	282	324	68

NORTH DIVISION	GP	W	L	T	GF	GA	PTS
Fredericton	80	45	27	8	348	284	98
Nova Scotia	80	41	34	5	378	333	87
Maine	80	39	33	8	342	309	86
Adirondack	80	36	39	5	329	343	77
Moncton	80	34	39	7	304	315	75
Sherbrooke	80	22	54	4	288	390	48

PLAYOFFS

Rochester defeated Binghamton four games to one in quarter-finals

Rochester defeated New Haven four games to three in semi-finals

Rochester defeated Maine four games to none in Calder Cup finals

1983-84 ROCHESTER AMERICANS DIRECTORY

Rochester Americans
War Memorial Auditorium, Room 228
Rochester, New York 14614
716/454-5335

General Manager George Bergantz
Coach Joe Crozier
Broadcaster/Director of
Public Relations Rick Peckham
Director of Marketing Randy Scott
Director of Sales Vincent Pettrone
Business Manager Ellen Champion
Administrative Assistant Sharyl Barz
Head Trainer Jim Pizzutelli



JOE CROZIER

Coach Rochester Americans

One-time Sabres' Coach Joe Crozier returns to the organization where he will assume the reins of the Sabres' top affiliate, the Rochester Americans, the 1982-83 AHL Calder Cup champions.

Crozier, 54, begins his second tour of duty in the Flower City. The Winnipeg, Manitoba native guided the Americans to three Calder Cup titles (1964-65, 1965-66 and 1967-68) in five seasons.

It was Crozier who guided the Sabres to their first ever NHL playoff berth (1972-73) after taking over for Punch Imlach during the 1971-72 season. The Sabres were defeated in the playoffs in 1973 by the Scott Bowman-led Montreal Canadiens.

Most recently, Crozier coached the Kitchener Rangers for two seasons, guiding the team to the Memorial Cup championship in 1981-82.

Joe, his wife Bonnie and their two children will reside in Rochester.

ROCHESTER AMERICANS FINAL SCORING FOR 1982-83 SEASON

PLAYER	POS.	GP	G	A	PTS	PIM	PPG	WG	SHG
Geordie Robertson	C	72	46	73	119	83	15	6	0
Jean Francois Sauve	C	73	30	69	99	10	11	3	0
Bob Mongrain	C	80	29	52	81	72	5	0	5
Kai Suikkanen	RW	66	33	44	77	65	19	5	0
Mal Davis	RW	57	43	32	75	15	20	7	1
Gary McAdam	RW	73	40	29	69	58	4	6	11
Jim Wiemer	D	74	15	44	59	43	5	2	2
Daniel Naud	D	71	6	52	58	34	4	1	0
Randy Cunneyworth	C	78	23	33	56	111	1	4	0
Yvon Lambert	LW	79	26	22	48	10	5	4	0
Chris Langevin	LW	71	18	25	43	255	2	2	0
Jere Gillis	LW	53	18	24	42	69	0	2	0
Kari Suoraniemi	D	72	9	28	37	64	2	0	0
Sean McKenna	RW	26	16	10	26	14	5	2	0
Dirk Rueter	D	73	2	23	25	78	0	0	0
Ron Fischer	D	40	2	19	21	56	0	0	0
Dave Fenyes	D	51	2	19	21	45	0	0	0
Clint Fehr	C	36	11	8	19	12	0	1	0
Steve Dykstra	D	70	2	16	18	100	0	0	0

Louis Crawford	LW	64	5	11	16	142	1	0	0	0
Don Keller	LW	49	7	4	11	99	0	0	0	0
Val James	LW	68	3	4	7	88	0	0	0	0
Mike Moller	RW	10	1	6	7	2	0	0	0	0
Jeff Hamilton	C	13	2	4	6	0	1	0	0	0
Phil Myre	G	43	0	2	2	14	0	0	0	0
Heikki Leime	D	6	0	1	1	2	0	0	0	0
Peter Horachek	LW	1	0	0	0	0	0	0	0	0
Ben Pederson	D	1	0	0	0	0	0	0	0	0
Bernie Gallant	C	3	0	0	0	0	0	0	0	0
Rick Knickle	G	4	0	0	0	0	0	0	0	0
Jacques Cloutier	G	13	0	0	0	4	0	0	0	0
Paul Harrison	G	29	0	0	0	14	0	0	0	0

GOALTENDING	GP	Mins	GA	AVG.	SO	EN	Saves	W	L	T
Phil Myre	43	2541:29	156	3.68	0	0	1007	28	8	5
Jacques Cloutier	13	633:50	42	3.98	0	1	282	7	3	1
Paul Harrison	29	1535:05	110	4.30	0	4	624	11	11	3
Rick Knickle	4	142:38	11	4.64	0	1	70	0	3	0

	GP	W	L	T	PTS	GF	GA
Home	40	27	9	4	58	220	158
Away	40	19	16	5	43	169	167
Totals	80	46	25	9	101	389	325

GOALS PER PERIOD	1ST	2ND	3RD	OT	TOT.	SHOTS PER PERIOD	1ST	2ND	3RD	OT	TOT.
Amerks	134	114	138	3	389	Amerks	859	835	875	35	2604
Oppos.	107	115	102	1	325	Oppos.	753	745	795	35	2328

Roch. Power-Play Efficiency 99-360 27.5%
Roch. Penalty-Killing Effic. 250-312 80.0%

ROCHESTER AMERICANS FINAL 1983 PLAYOFF SCORING

PLAYER	POS.	GP	G	A	PTS	PIM	PPG	WG	SHG
Jean Francois Sauve	C	16	7	21	28	2	4	3	0
Sean McKenna	RW	16	14	8	22	18	2	3	0
Jim Wiemer	D	15	5	15	20	22	1	2	0
Geordie Robertson	C	16	8	6	14	23	5	1	0
Kai Suikkanen	RW	16	7	7	14	21	5	0	0
Randy Cunneyworth	C	16	4	4	8	35	1	0	0
Daniel Naud	D	15	3	5	8	4	1	1	0
Bob Mongrain	C	16	3	5	8	24	0	0	1
Jere Gillis	LW	16	1	7	8	11	0	0	0
Gary McAdam	RW	16	3	4	7	4	0	0	1
Mike Moller	RW	11	2	4	6	4	0	0	0
Yvon Lambert	LW	12	2	4	6	2	1	0	0
Dirk Rueter	D	16	1	5	6	4	0	0	0
Kari Suoraniemi	D	13	0	6	6	14	0	0	0
Steve Dykstra	D	15	0	5	5	27	0	0	0
Chris Langevin	LW	11	0	3	3	34	0	0	0
Don Keller	LW	9	2	0	2	19	0	1	0
Louis Crawford	LW	13	1	1	2	7	0	0	0
Venci Sebek	D	9	1	0	1	8	1	0	0
Val James	LW	16	1	0	1	27	0	1	0
Clint Fehr	C	4	0	1	1	24	0	0	0
Jacques Cloutier	G	16	0	1	1	2	0	0	0
Heikki Leime	D	1	0	0	0	0	0	0	0
Paul Harrison	G	3	0	0	0	0	0	0	0
TOTALS		16	65	112	177	338	21	12	2

GOALTENDING	GP	Mins	GA	AVG.	SO	EN	Saves	W	L
Paul Harrison	3	26	0	0.00	0	0	10	0	0
Jacques Cloutier	16	998	47	2.83	0	0	406	12	4

1983-84 NATIONAL HOCKEY LEAGUE CONFERENCE AND DIVISION ALIGNMENTS

CLARENCE CAMPBELL CONFERENCE

Smythe Division
Calgary Flames
Edmonton Oilers
Los Angeles Kings
Vancouver Canucks
Winnipeg Jets

Norris Division
Chicago Black Hawks
Detroit Red Wings
Minnesota North Stars
St. Louis Blues
Toronto Maple Leafs

PRINCE OF WALES CONFERENCE

Patrick Division
New Jersey Devils
New York Islanders
New York Rangers
Philadelphia Flyers
Pittsburgh Penguins
Washington Capitals

Adams Division
Boston Bruins
Buffalo Sabres
Hartford Whalers
Montreal Canadiens
Quebec Nordiques

UNBALANCED SCHEDULE:

Each of the 21 teams will play an 80 game schedule with those teams in the Smythe, Norris and Adams Divisions having eight games (four home, four away) against each of their Divisional opponents, plus three games against each of the remaining 16 teams in the League. In the case of the three games against the remaining clubs, teams will play two home, one away or vice-versa, alternating the extra home game each year.

The six clubs in the Patrick Division—New Jersey, New York Islanders, New York Rangers, Philadelphia, Pittsburgh and Washington—will play each other seven times with three games against each of the remaining 15 teams. The home-ice differential will be alternated each season.

OVERTIME:

A 5-minute sudden death overtime period has been approved by the Board for regular season play and will become effective with the 1983-84 season.

In the event that a game is tied after the regular play, teams will change ends immediately and begin the sudden death period. If either team scores during the 5-minute period, that team will receive 2 points and the losing team will receive none. Should the game still be tied at the conclusion of the 5-minute period, both teams will receive one point.

STANLEY CUP PLAYOFFS:

At the conclusion of the regular schedule, the top four finishers in each of the Divisions will qualify for the Stanley Cup playoffs.

The opening round features divisional playoffs that will have the first place club oppose the fourth-place team and second versus third in a best-of-five series. The winners of each series will advance to a best-of-seven Divisional Final series with the team gaining higher standing during the regular-season holding home-ice advantage.

The four divisional winners will meet in a best-of-seven Conference Championship. The Smythe Division victor will face the Norris Division champion in the Campbell Conference championship, while the Patrick Division victor will oppose the Adams Division winner for the Prince of Wales Conference title. The Conference winners will meet in a best-of-seven series for the Stanley Cup.

Home-ice advantage for the semi-final and final rounds will be alternated each season according to Division and Conference. For the 1983-84 season, the Patrick and Norris Division winners will gain home-ice advantage in the Conference Championships, while the champion of the Wales Conference will hold home-ice advantage in the Stanley Cup Final.

RADIO AND TELEVISION

Broadcast plans for the Sabres in 1983-84 include:

All games, pre-season, regular season and playoff, on a Sabres radio network whose flagship station is WBEN (930 AM) which enters its first season as the home of the Sabres on radio. Ted Darling, the Voice of the Sabres, returns to play-by-play duties on some of those games, with the bulk to be done by Rick Jeanneret, who will be joined by ex-Sabres Jim Lorentz and Mike Robitaille at various times.

On television, WGRZ-TV will carry 30 Sabres games, 27 away and 3 at home, with Darling, Lorentz and Ed Kilgore the telecast team.

Cable television will carry a total of 30 home games, with Darling, former Sabres Captain Gerry Meehan and Robitaille making up the broadcast crew.

Visiting radio is located in the main press box, and the principal visiting TV booth is on the face of the balcony on the press box side of Memorial Auditorium.

Requests for special needs in broadcast facilities should be directed to Paul Wieland, executive producer of Buffalo Sabres Productions.

An innovation in broadcasting has been necessitated by the addition of a five-minute overtime in the NHL this year for games ending in ties in regulation. The rapidly-increasing cost of television and radio time has obviated the need to leave the air at the end of regulation time. Therefore, no overtime periods will be broadcast or telecast involving the Sabres. To find the result of any game, fans and media should send a self-addressed stamped envelope to: WHO WON? c/o Buffalo Sabres, Memorial Auditorium, Buffalo, New York 14202.

ACCOMMODATIONS/MEDIA SERVICES

The Sabres press box is located on the west side of Memorial Auditorium suspended from the ceiling.

The press lounge is located on the west (press box) side of the building between Level Two and Level Three and opens two hours before game time. Food and refreshments are served to accredited members of the media during that time. Refreshments are served in the press box only during the game, and are available afterward in the press lounge, which is also the post game work area for the media.

Application for single game press credentials must be made by 12 p.m. game days to the Sabres public relations office. They will be filled on a space available basis. The press entrance is located on the Pearl St. (west) side of the Auditorium at sidewalk level and entry must be made there in order to receive proper accreditation.

Sabres media identification tags must be displayed for admission to the press box, press lounge and dressing rooms.

PUBLIC RELATIONS DIRECTORY



Los Angeles Kings
Scott Carmichael
The Forum
P.O. Box 10
Inglewood, CA 90306
(213) 674-6000

Minnesota North Stars
Dick Dillman
Metropolitan Sports Ctr.
7901 Cedar Ave. South
Bloomington, MN 55420
(612) 854-4411

Montreal Canadiens
Claude Mouton
Montreal Forum
2313 St. Catherine St. W.
Montreal, Que. H3H 1N2
(514) 989-2826

New Jersey Devils
Larry Brooks
Brendan Byrne Arena
P.O. Box 504
East Rutherford, NJ 07073
(201) 935-6050

New York Islanders
Les Wagner
Nassau Vet. Mem. Coliseum
Hempstead Turnpike
Uniondale, NY 11553
(516) 794-4100

New York Rangers
John Halligan
Madison Sq. Garden
4 Pennsylvania Plaza
New York, NY 10001
(212) 563-8000

Philadelphia Flyers
Joe Kadlec
The Spectrum
Pattison Place
Philadelphia, PA 19148
(215) 465-4500

Pittsburgh Penguins
Terry Schiffhauer
Civic Center
Pittsburgh, PA 15129
(412) 642-1894

Quebec Nordiques
Michele Lapointe
5555 Third Ave. W.
Charlesbourg, Que. G1H 6R1
(418) 529-8441

St. Louis Blues
Susie Mathieu
The Checkerdome
5700 Oakland Ave.
St. Louis, Mo. 63110
(314) 781-5300

Toronto Maple Leafs
Stan Obodiac
Maple Leaf Gardens
60 Carlton St.
Toronto, Ont. M5B 1L1
(416) 977-1641

Vancouver Canucks
Norm Jewison
100 North Renfrew
Vancouver, B.C. V5K 3N7
(604) 254-5141

Washington Capitals
Lou Corletto
Capital Centre
Landover, MD 10786
(301) 350-3400

Winnipeg Jets
Don Ramsey
15-1430 Maroons Rd.
Winnipeg, Man. R3G 0L5
(204) 772-9491

Mike Griffin
Media Relations Director
Clarence Campbell Conference
National Hockey League
1155 Metcalfe St. Suite 960
Montreal, Que. H3B 2W2
(514) 871-9220

Rodger Gottlieb
Media Relations Director
Prince of Wales Conference
National Hockey League
Services, Inc.
1221 Ave. of the Americas
14th Floor
New York, NY 10020
(212) 398-1100

1983-84 ROCHESTER AMERICANS HOCKEY SCHEDULE

HOME			AWAY		
Wed.	Oct.	5 New Haven	Sat.	Oct.	8 at Adirondack
Fri.	Oct.	7 Baltimore	Fri.	Oct.	14 at Nova Scotia
Wed.	Oct.	19 Maine	Sun.	Oct.	16 at Moncton
Fri.	Oct.	21 St. Catharines	Sat.	Oct.	22 at Binghamton
Sun.	Oct.	23 Moncton	Sat.	Oct.	29 at St. Catharines
Fri.	Oct.	28 St. Catharines	Sat.	Nov.	5 at Hershey
Sun.	Oct.	30 Fredericton	Sun.	Nov.	6 at St. Catharines
Thu.	Nov.	3 Binghamton	Wed.	Nov.	9 at Baltimore
Fri.	Nov.	11 Hershey	Sat.	Nov.	12 at Springfield
Sun.	Nov.	13 Adirondack	Sat.	Nov.	19 at Binghamton
Fri.	Nov.	18 Fredericton	Wed.	Nov.	23 at Maine
Sun.	Nov.	20 Hershey	Fri.	Nov.	25 at New Haven
Wed.	Nov.	30 Moncton	Sun.	Nov.	27 at Sherbrooke
Fri.	Dec.	2 Baltimore	Tue.	Dec.	6 at St. Catharines
Fri.	Dec.	9 Baltimore	Sat.	Dec.	17 at St. Catharines
Sun.	Dec.	11 Hershey	Wed.	Dec.	28 at Binghamton
Fri.	Dec.	16 St. Catharines	Wed.	Jan.	4 at Hershey
Sun.	Dec.	18 Binghamton	Thu.	Jan.	5 at Baltimore
Fri.	Dec.	23 St. Catharines	Sun.	Jan.	7 at Baltimore
Mon.	Dec.	26 Baltimore	Sat.	Jan.	14 at Binghamton
Fri.	Dec.	30 Nova Scotia	Wed.	Jan.	18 at New Haven
Sun.	Jan.	1 Binghamton	Sat.	Jan.	21 at Hershey
Sun.	Jan.	8 Binghamton	Fri.	Jan.	27 at Springfield
Fri.	Jan.	13 St. Catharines	Fri.	Feb.	3 at Baltimore
Sun.	Jan.	15 Adirondack	Thu.	Feb.	9 at St. Catharines
Wed.	Jan.	25 New Haven	Sat.	Feb.	11 at Hershey
Sun.	Jan.	29 Hershey	Sun.	Feb.	12 at Baltimore
Wed.	Feb.	1 Sherbrooke	Wed.	Feb.	15 at Maine
Sun.	Feb.	5 Binghamton	Fri.	Feb.	17 at New Haven
Wed.	Feb.	8 New Haven	Sat.	Feb.	18 at Hershey
Wed.	Feb.	22 Nova Scotia	Sat.	Feb.	25 at Binghamton
Fri.	Feb.	24 Maine	Wed.	Feb.	29 at Adirondack
Sun.	Feb.	26 Springfield	Fri.	Mar.	2 at Sherbrooke
Sun.	Mar.	4 Binghamton	Sat.	Mar.	3 at Springfield
Fri.	Mar.	9 St. Catharines	Thu.	Mar.	8 at St. Catharines
Sun.	Mar.	11 Springfield	Wed.	Mar.	14 at Nova Scotia
Wed.	Mar.	21 Sherbrooke	Thu.	Mar.	15 at Fredericton
Fri.	Mar.	23 Hershey	Sat.	Mar.	17 at Fredericton
Sun.	Mar.	25 Springfield	Sun.	Mar.	18 at Moncton
Sun.	Apr.	1 Baltimore	Sat.	Mar.	31 at Binghamton

1983-84 Sabres' Schedule

S	M	T	W	T	F	S	S	M	T	W	T	F	S
OCTOBER							NOVEMBER						
						1			1	2 C NYR	3	4	5 W NYI
2	3	4	5 HART	6	7	8 W QUE	6 C QUE	7	8	9 C BOS	10	11 W TOR	12
9 WSH	10	11	12 W TOR	13	14	15 W BOS	13 C CAL	14	15	16 WIN	17	18 W EDM	19 CAL
16 C NYI	17	18 W PITT	19	20	21	22 HART	20	21	22	23 W NYR	24	25 C CHI	26 QUE
23 WIN	24	25	26 W DET	27	28 LA	29	27	28	29 W MTL	30			
30 C MTL	31												
DECEMBER							JANUARY						
				1	2 STL	3	1	2	3	4 C WIN	5	6	7 W WSH
4 C MTL	5	6 STL	7 W CHI	8	9	10 W BOS	8 C MTL	9	10	11 C PHI	12	13 W EDM	14 DET
11 PHI	12	13	14 NJ	15	16	17 W HART	15	16	17 VAN	18 W LA	19	20 STL	21
18 C VAN	19	20	21 C HART	22	23	24	22	23 W BOS	24	25 C WSH	26	27 C DET	28
25	26 C BOS	27 W MTL	28	29 C QUE	30	31 W NYR	29 PITT	30	31				
FEBRUARY							MARCH						
			1	2 W BOS	3 C MINN	4				1	2	3 W QUE	
5 C QUE	6	7	8 PITT	9 C NJ	10	11 W MTL	4 C QUE	5	6 W MTL	7	8	9 LA	10
12	13	14	15 C BOS	16	17 C MINN	18	11 C HART	12	13	14 CAL	15	16	17 VAN
19 C HART	20	21 W PHI	22	23 HART	24	25 W MINN	18 W EDM	19	20	21 C MTL	22	23	24 W NJ
26	27 C BOS	28	29 W CHI				25 C NYI	26	27 W HART	28	29	30	31 W QUE
APRIL													
							1 TOR	2	3	4	5	6	7

*Afternoon Game
 W - Indicates games televised on WGR2-TV
 C - Indicates Cable games
 Indicates Road Game