




# COLUMBUS BLUE JACKETS



# 2023-24 MEDIA GUIDE





# TABLE OF CONTENTS

Table of Contents	ii
Staff Directory	1-2
John P. McConnell, Majority Owner / Governor	3
Mike Priest, President / Alternate Governor	3
John Davidson / Alternate Governor	4
Executive Staff Profiles	5-8

## HOCKEY OPERATIONS

Jarmo Kekalainen, General Manager/Alt. Governor	10
Hockey Operations Management	11-12
Scouting Staff Profiles	13-15
Pascal Vincent, Head Coach	16
Coaching Staff Profiles	17-19
Medical Staff Profiles	20-21
Athletic Training & Equipment Staff Profiles	22-23

## CLUB INFORMATION

CBJ Foundation	25
Blue Jackets in the Classroom	26
Fan Development	27
Blue Jackets in the Community	28
Nationwide Arena	29
Arena Map & Directions	30
OhioHealth Ice Haus / Chiller Ice Rinks	31
Blue Jackets Television & Radio	32-33

## PLAYERS

How the Blue Jackets Were Built	35
2023-24 Organizational Roster	36-37
Jake Bean	38-39
Emil Bemstrom	40-41
Nick Blankenburg	42-43
Adam Boqvist	44-45
Yegor Chinakhov	46-47
Justin Danforth	48-49
Liam Foudy	50-51
Johnny Gaudreau	52-53
Erik Gudbranson	54-55
Boone Jenner	56-57
Kent Johnson	58-59
Sean Kuraly	60-61
Patrik Laine	62-63
Kirill Marchenko	64-65
Elvis Merzlikins	66-67
Mathieu Olivier	68-69
Andrew Peeke	70-71
Ivan Provorov	72-73
Eric Robinson	74-75
Jack Roslovic	76-77
Damon Severson	78-79
Cole Sillinger	80-81
Daniil Tarasov	82-83
Alexandre Texier	84-85
Zach Werenski	86-87
Tyler Angle / Tim Berni	88-89
Ole Bjorgvik-Holm / Marcus Bjork	90-91
Cameron Butler / Corson Ceulemans	92-93
Jake Christiansen / Luca Del Bel Belluz	94-95
Josh Dunne / Adam Fantilli	96-97
Trey Fix-Wolansky / Brendan Gaunce	98-99
Jet Greaves / David Jiricek	100-101
Samuel Knazko / James Malatesta	102-103
Spencer Martin / Hunter McKown	104-105
Carson Meyer / Mikael Pyyhtia	106-107
Stanislav Svozil / Billy Sweezey	108-109
Dmitri Voronkov	110
Galvin Brindley / Kirill Dolzhenkov	111
Jordan Dumais / James Fisher	112
Aidan Hreschuk / Sergei Ivanov	113
Oisa Keskinen / Nolan Lalonde	114
Nikolai Makarov / Denton Mateychuk	115
Tyler Peddle / Luca Pinelli	116
Guillaume Richard / Martin Rysavy	117

Melvin Strahl / Andrew Strathman	118
Colvin Thurkauf / William Whitelaw	119
AHL Affiliate Through The Years	120
Cleveland Monsters (AHL Affiliate)	120-121

## 2022-23 SEASON IN REVIEW

Final NHL Standings & Leaders	124-128
NHL Team Rankings	129
Blue Jackets Season Notes	130-134
CBJ Final Statistics	135
CBJ Ever/PP/SH/Home/Road Statistics	136
CBJ Time On Ice & Face-Off Percentage	137
CBJ Game-by-Game Results	138-140
CBJ Statistical Breakdown	141-142
CBJ Highs & Lows	143-144
CBJ Injury Report/Transactions	145-146

## VS. THE NHL

All-Time Record vs. Other Clubs	148
Last 10 Games vs. Other Clubs	148-149
Anaheim Ducks	150-151
Arizona Coyotes	152-153
Boston Bruins	154-155
Buffalo Sabres	156-157
Calgary Flames	158-159
Carolina Hurricanes	160-161
Chicago Blackhawks	162-163
Colorado Avalanche	164-165
Dallas Stars	166-167
Detroit Red Wings	168-169
Edmonton Oilers	170-171
Florida Panthers	172-173
Los Angeles Kings	174-175
Minnesota Wild	176-177
Montreal Canadiens	178-179
Nashville Predators	180-181
New Jersey Devils	182-183
New York Islanders	184-185
New York Rangers	186-187
Ottawa Senators	188-189
Philadelphia Flyers	190-191
Pittsburgh Penguins	192-193
San Jose Sharks	194-195
Seattle Kraken	196-197
St. Louis Blues	198-199
Tampa Bay Lightning	200-201
Toronto Maple Leafs	202-203
Vancouver Canucks	204-205
Vegas Golden Knights	206-207
Washington Capitals	208-209
Winnipeg Jets	210-211

## RECORD BOOK

All-Time Statistics	213-231
Record by Season	232-235
Individual Leaders by Season	236-239
Top Single Seasons	240-243
Career Leaders	243-245
Team Records	246-256
Player Records	257-260
2021-22 Statistics, Notes, Results	262-263
2020-21 Statistics, Notes, Results	264-265
2019-20 Statistics, Notes, Results	266-267
2018-19 Statistics, Notes, Results	268-269
2017-18 Statistics, Notes, Results	270-271
2016-17 Statistics, Notes, Results	272-273
2015-16 Statistics, Notes, Results	274-275
2014-15 Statistics, Notes, Results	276-277
2013-14 Statistics, Notes, Results	278-279
2012-13 Statistics, Notes, Results	280-281
2011-12 Statistics, Notes, Results	282-283
2010-11 Statistics, Notes, Results	284-285
2009-10 Statistics, Notes, Results	286-287

2008-09 Statistics, Notes, Results	288-289
2007-08 Statistics, Notes, Results	290-291
2006-07 Statistics, Notes, Results	292-293
2005-06 Statistics, Notes, Results	294-295
2003-04 Statistics, Notes, Results	296-297
2002-03 Statistics, Notes, Results	298-299
2001-02 Statistics, Notes, Results	300-301
2000-01 Statistics, Notes, Results	302-303

## STANLEY CUP PLAYOFFS

2020 Playoffs Statistics	305
2019 Playoffs Statistics	306
2018 Playoffs Statistics	307
2017 Playoffs Statistics	308
2014 Playoffs Statistics	309
2009 Playoffs Statistics	310
All-Time Playoffs Statistics & Leaders	311-313
Playoffs Team Records	314-316
Player Records, Personnel & Franchise Firsts	316-18

## HISTORY

John H. McConnell	320
About the Blue Jackets	321
Franchise Timeline	322-331
All-Time Transactions	332-338
All-Time Player Register	339-358
All-Time Numerical Roster	359-360
NHL Draft History	361-363
Personnel & Franchise Firsts	364-366
Blue Jackets Honor Roll & Team Awards	367-370

## MEDIA INFORMATION

CBJ Communications Staff & Media Information	372
NHL Directory / Roster of Officials	373
NHL Critical Dates	374
2023-24 Schedule	375

## CREDITS

<b>BLUE JACKETS</b>	
VP of Communications	Todd Sharrock
Manager of Communications	Glenn Odebralski
Corporate Communications Specialist	Lindy Noel
Senior Communications Coordinator	Madison White
Senior Graphic Designer	Jason Duignan

Special thanks to Jady McRitchie and Emma Brodbar.

## PHOTOGRAPHY

Jamie Sabau; Ben Jackson; Greg Bartram; James DeCamp; Cleveland Monsters; Kalamazoo Wings; Getty Images; Donny DiCaprio, CBJ.

The information contained in this publication was compiled by the Columbus Blue Jackets Hockey Club and is intended for the personal or editorial use of the media and fans. Any commercial use of this information is prohibited without the written consent of the Columbus Blue Jackets Hockey Club.

All NHL and team logos depicted within this publication are the property of NHL Enterprises, Inc. and the respective teams and may not be reproduced from commercial purposes without that prior written consent of NHL Enterprises, Inc.





## COLUMBUS BLUE JACKETS

200 W. Nationwide Blvd., Columbus OH 43215  
Phone: (614) 246-4624

### OWNERSHIP/SENIOR MANAGEMENT

Majority Owner/Governor: ..... John P. McConnell  
President/Alternate Governor: ..... Mike Priest  
President of Hockey Operations/Alternate Governor: ..... John Davidson

### EXECUTIVE STAFF - BUSINESS OPERATIONS

Senior Vice President/Chief Marketing Officer: ..... Kathryn Dobbs  
Senior Vice President/Chief Financial Officer: ..... T.J. LaMendola  
Senior Vice President/Chief Operating Officer: ..... Cameron Scholvin  
Senior Vice President/Chief Legal Officer: ..... John Tortora  
Vice President, Marketing: ..... Ryan Chenault  
Vice President, Partner Activation & Premium Service: ..... Becky Coffey  
Vice President, Business Intelligence & Broadcasting: ..... Marc Gregory  
Vice President, Operations & Development: ..... J.D. Kershaw  
Vice President, Human Resources: ..... Becky Magaw  
Vice President, Ticket Sales & Service: ..... Marty Mulford  
Vice President, Communications: ..... Todd Sharrock  
Vice President, Corporate Partnerships: ..... Ryan Shirk  
Vice President, Digital Media & Content: ..... Marcus Stephenson

### HOCKEY OPERATIONS

General Manager/Alternate Governor: ..... Jarmo Kekalainen  
Assistant General Managers: ..... Basil McRae, Josh Flynn  
Director of Player Development: ..... Rick Nash  
Director of Player Personnel &  
General Manager, Cleveland Monsters: ..... Chris Clark  
Director of Amateur Scouting: ..... Ville Siren  
Assistant Director of Amateur Scouting: ..... Trevor Timmins  
Scouting Coordinator: ..... Jim Viers  
Amateur Scouts: ..... Oscar Akerlund, Marshall Davidson, Dale Derkatch  
..... Alex Campbell, Danny Flynn, Brad Peddle  
..... Dave Peters, Roman Polak, William Ronnholm, Chris Shero  
Pro Scouts: ..... Bob Halkidis, Mikko Makela, Todd White  
Director of Hockey Analytics: ..... Zac Urback  
Hockey Analytic Consultants: ..... Cam Lawrence, Josh Weissbock  
Hockey Video Assistant: ..... Aron Augustitus  
Head Athletic Trainer: ..... Mike Vogt  
Assistant Athletic Trainers: ..... Dylan Dewey, Nates Goto, Chris Strickland  
Equipment Manager: ..... Jamie Healy  
Assistant Equipment Managers: ..... Dustin Halstead  
..... Jason Stypinski, Travis Ward  
Director of Team Travel & Logistics: ..... Julie Gamble  
Team Relations Specialist: ..... Aaron Johnson  
Hockey Operations Assistant: ..... Reid Robertson

### COACHING STAFF

Head Coach: ..... Pascal Vincent  
Assistant Coaches: ..... Jared Boll, Josef Boumedienne  
..... Steve McCarthy, Mark Recchi  
Goaltending Coach: ..... Niklas Backstrom  
Strength & Conditioning Coach: ..... Kevin Collins  
Assistant Strength & Conditioning Coaches: ..... Ryan Gadbois, Nick Orioli  
Video Assistant Coach: ..... Dan Singleton  
Development Coaches: ..... Tommy Cross, Derek Dorsett  
European Development Coach: ..... Jarkko Ruutu  
Goaltending Development Coach: ..... Brad Thiessen  
Goaltending/Skating Consultants: ..... Justin Pogge/Lee Harris

### CORPORATE DEVELOPMENT & PREMIUM SEATING

Director of Premium Sales: ..... Wes England  
Director of Corporate Partnerships: ..... Mark Kent  
Director of Partnership Activation: ..... Ryan Hulub  
Director of Premium Experience: ..... Kayla Kill  
Senior Partnership Development Managers: ..... Leah Cover, Katie Schwepfinger  
Corporate Partnership Retention Manager: ..... Amanda Rinaldi  
Corporate Partnership Development Manager: ..... Adam Titanic  
Senior Premium Event Specialist: ..... Grant Jamieson  
Premium Relationship Executive: ..... Bryce Mahoney  
Partnership Activation Specialists: ..... Maddie Goelz, Morgan Eakin  
..... Joe Thomas, Dev Ramkallie, Kiersa Warwick  
Premium Experience Specialist: ..... Breanna Wilhelm  
Premium Experience Coordinator: ..... Alexis Markley

### COMMUNICATIONS

Manager of Communications: ..... Glenn Odebralski  
Corporate Communications Specialist: ..... Lindy Noel  
Senior Communications Coordinator: ..... Madison White

### COMMUNITY RELATIONS

Executive Director, CBJ Foundation &  
Sr. Director of Fan Development & Community Programs: ..... Andee Cochren  
Senior Director of Amateur Hockey Programming: ..... David Caruso  
CBJ Foundation Program & Operations Manager: ..... Ashley Albrecht  
Grassroots Hockey Manager: ..... Tommy Trowell  
Manager of Amateur Hockey Programming: ..... Bill McCall  
Fan Development Specialist: ..... Joe Renza  
Community Partnerships Manager: ..... Ivy Johnson

### DIGITAL MEDIA & CONTENT

Managers of Digital Media & Content: ..... Andrew Applehans, Nathan Wiseman  
Digital Media & Content Coordinator: ..... Lauren Rodolitz  
Reporter: ..... Jeff Svoboda

### GAME OPERATIONS & EVENT PRESENTATION

Executive Producer & Senior Director of Event Presentation: ..... Derek Dawley  
Manager of Event Presentation: ..... Jason Abbadie  
Senior Editor/Producer: ..... David Traube  
Production Manager: ..... Andy Hookman  
Broadcast Engineer: ..... Shannon Adams  
Producer/Videographers: ..... Jonathan DeMuth, Donny DiCaprio  
Motion Graphics Producer: ..... Patrick Cantwell  
Event Presentation Coordinator: ..... Erin Claybaugh

### MARKETING

Director of Marketing: ..... Audra Sordyl  
Marketing Manager: ..... Katie Tsukamoto  
Senior Fan Engagement Coordinator: ..... Joel Rosenberg  
Senior Graphic Designer: ..... Jason Duignan  
Graphic Designer: ..... Andrew Dennis

### BUSINESS INTELLIGENCE

Senior Director of Business Strategy: ..... Jeff Eldersveld  
Business Intelligence Analysts: ..... Sam Delfino, Colin Hardy, Caleb Wilson  
Marketing Automation Coordinator: ..... Jenny Hinkle  
CRM Coordinator: ..... Grace Morris





# STAFF DIRECTORY

## HUMAN RESOURCES & LEGAL

General Counsel: ..... Peter Lovins  
 Director of Human Resources: ..... Brittany Lenzo  
 Payroll & Benefits Manager: ..... Shaun Skaggs  
 Human Resources Coordinator: ..... Haley Reeb  
 Legal Fellow: ..... Makda Gebremichael  
 Executive Administrative Assistant/Office Manager: ..... Toula Delinikos

## FINANCE & INFORMATION TECHNOLOGY

Director of Finance/Controller: ..... Kyle Lottman  
 Director of Information Technology: ..... Jim Connolly  
 Accounting Manager: ..... Zachary Kramer  
 Staff Accountant: ..... Andrew Muse  
 Accounts Payable Coordinator: ..... Taylor Kincaid  
 Systems Analyst: ..... Matthew DeStephen  
 Technical Support Specialist: ..... Brad Zarnoch

## TICKET SALES & OPERATIONS

Senior Director of Ticket Operations: ..... Mark Metz  
 Director of Group Sales: ..... Dani Nell  
 Director of Service and Retention: ..... Don Sheldon  
 Director of New Business Development: ..... Nate Bell  
 Senior Ticket Operations Manager: ..... Kevin O'Malley  
 Manager, New Business Development: ..... Noah Skladan  
 Group Sales Coordinator: ..... Amber Costa  
 Ticket Operations Specialist: ..... Aidan Cummings  
 Ticket Operations Coordinator: ..... Lydia Harris  
 Account Executives, New Business Development: ..... Gillian Bonner  
 ..... Megan Syring Daniel Yoo, Sveva Zaveri  
 Season Ticket Account Specialists: ..... Megan Aufderbeck, Casey Calhoun  
 ..... Tanner Click, Burgandy Hollingshead, Zachary Krohn  
 ..... Michelle Moreira, Maryann Santulli, Trey Stranges  
 ..... Michaela Watkins, Jason Wasserstrom, KaVeon Williams  
 Group Event Specialists: ..... Jared Horan, Tyler Lindberg,  
 ..... Alec Rivers, Abby Scully, Ian Wilkinson  
 Ticket Sales Consultants: ..... Bobby Acklin, Alayna Barthelmass  
 ..... Jackson Cox, Jack Gavin, Colin Green  
 ..... Trevor Huddleston, Trey Kerns, Jordan Moening  
 ..... Atheer Shalesh, Danny Shirilla, Morgan Vanleer

## BROADCASTING

Television Play-By-Play Announcer: ..... Jeff Rimer  
 Television Color Analyst & Team Ambassador: ..... Jody Shelley  
 Radio Play-By-Play Announcer: ..... Bob McElligott  
 TV Hosts: ..... Brian Giesenschlag, Jean-Luc Grand-Pierre  
 Reporter: ..... Dave Maetzold  
 Radio Host & Broadcast Coordinator: ..... Dylan Tyrer

## ARENA MANAGEMENT

Chief Operating Officer: ..... Mike Gatto  
 General Manager: ..... Derek Smith  
 VP, Ticketing, Nationwide Arena & CASE: ..... Cait Schumann  
 Building Superintendent: ..... Mark Greiner  
 Director, Operations: ..... Nicholas Waclawski  
 Director, Event Services & Security: ..... Alton Bell  
 Director, Security and Emergency Services: ..... Barry Kirby  
 Director, Event Production: ..... Meagan Yanczura  
 Administrative Director: ..... Jessica Fortin  
 Events Manager: ..... David Demuth  
 General Operations Manager: ..... David Garrity  
 Ice Operations Manager: ..... Sean Murphy  
 Box Office Manager: ..... Dennis Novak  
 Event Services Manager: ..... Mackenzie Williams  
 Box Office Coordinator: ..... Cambria Davis  
 Event Services Coordinator: ..... Anthony Marino  
 Event Production Coordinator: ..... Bryn Strawbridge  
 Accounting Assistant: ..... Amanda Johnson  
 Receptionists: ..... Tara Brown, Jennifer Lattanzio  
 Operations Supervisors: ..... Robert Beach (Changeover),  
 ..... Zach Evans, Matthew Vazquez  
 Housekeeping Supervisors: ..... J.R. James (Manager), Roger Penick, Jr.  
 Maintenance: ..... Brian Corrigan, Paul Van Culin, Todd Van Culin (foreman)  
 Engineers: ..... Josh Fox, Doug Van Culin (lead), Darren Young  
 AV Engineer: ..... Darren Young  
 Painter: ..... Anthony Kincaid  
 AV Technician: ..... Jay Robison  
 Security: ..... Andre Birkett, Suzetta Donaldson, Logan Gapen,  
 ..... Kyle Kikins, Karen Krszynski, David LaRoche,  
 ..... Robert Spears, Lee Stewart, Jeramie Xavier

FRONT OFFICE







## JOHN P. McCONNELL

*Majority Owner, Governor*

John P. McConnell is the executive chairman of Worthington Industries. He began his career at Worthington in 1975 as a general laborer in the Louisville, Kentucky steel plant. He also worked as a sales representative for two of Worthington's divisions. McConnell served as corporate personnel director and has been instrumental in administering the company's highly recognized employee-based policies. He was appointed vice president and general manager of the company's largest steel facility in Columbus, Ohio in 1985.

As a member of Worthington's board of directors since 1990, McConnell became vice chairman in 1992 and was named chief executive officer in March of 1993. In September of 1996 he was named chairman of the board. In September of 2020, he was named executive chairman.

McConnell is active in numerous community organizations and currently serves on the board of directors for OhioHealth. He has served on the boards of the Greater Columbus Chamber of Commerce, Nationwide Children's Hospital, the YMCA and the Columbus Zoological Association. He is the majority owner and governor of the Columbus Blue Jackets National Hockey League franchise and chairman emeritus of the Columbus Blue Jackets Foundation. The foundation uses the unique resources of its

professional athletes, coaches and staff to improve the quality of life throughout central Ohio.

Worthington Industries (NYSE:WOR) is a leading global industrial manufacturing company delivering innovative solutions to customers that span many industries including transportation, construction, industrial, agriculture, retail and energy. Worthington is North America's premier value-added steel processor and producer of laser welded products; and a leading global supplier of pressure cylinders and accessories for applications such as fuel storage, water systems, outdoor living, tools and celebrations. The Company's brands, primarily sold in retail stores, include Coleman®, Bernzomatic®, Balloon Time®, Mag Torch® and Well-X-Trol®. Worthington's WAVE joint venture with Armstrong is the North American leader in innovative ceiling solutions.

Headquartered in Columbus, Ohio, and founded in 1955, the Company follows a people-first philosophy with earning money for its shareholders as its first corporate goal. Relentlessly finding new ways to drive progress and practicing a shared commitment to transformation, Worthington makes better solutions possible for customers, employees, shareholders and communities. Worthington Industries operates on a philosophy rooted in the Golden Rule, which serves as the basis for an unwavering commitment to the customer, supplier and shareholder, and the Company's foundation for one of the strongest employee-employer partnerships in American industry.

## SENIOR MANAGEMENT



## MIKE PRIEST

*President, Alternate Governor*

Michael Priest was named president of the Columbus Blue Jackets on April 19, 2007. As the club's top executive, he oversees all aspects of the franchise operations and serves as an alternate governor for the club on all National


Hockey League-related matters. He has also served as the president of JMAC, Inc., the parent company of the Blue Jackets, since 2001.

Priest joined JMAC, Inc in 1996. JMAC, Inc. is the private family holding company of John P. McConnell and the McConnell family, majority owner of the Blue Jackets. JMAC, Inc. also directs numerous investments and charitable activities for the McConnell family.

Priest began his career in 1986 with the public accounting firm of Meaden & Moore, CPAs. During his tenure with Meaden & Moore, he earned his Certified Public Accountant certificate and achieved partner level.

A native of south central Ohio, Priest graduated cum laude from The Ohio State University with a bachelor's degree in business administration in 1986. He currently serves on the Finance Committee of Experience Columbus as well as the Executive Committee for the Greater Columbus Sports Commission. Priest is one of four managing board members for Columbus Arena Management, LLC (CAM). CAM is the management company for Nationwide Arena.





## JOHN DAVIDSON

*President of Hockey Operations and Alternate Governor*

John Davidson is the president of hockey operations for the Columbus Blue Jackets and oversees all hockey operations activities for the club. He rejoined the organization on May 20, 2021 after originally serving in that capacity from October 24, 2012 to May 17, 2019.

During his initial tenure with the club, the Blue Jackets posted a 285-209-46 record (.570 pct.) over seven seasons, registering 42-plus wins in five of the last six campaigns and earning four Stanley Cup Playoff berths. Columbus enjoyed the best season in franchise history in 2016-17 with a 50-24-8 mark (108 pts.) and in 2018-19 swept the Presidents' Trophy-winning Tampa Bay Lightning, 4-0, in the Eastern Conference Quarterfinals to record the first playoff series win in club history.

Davidson spent the 2019-20 and 2020-21 seasons as president of hockey operations for the New York Rangers. The team went 64-51-11 over that span and posted back-to-back winning seasons for the first time since 2015-17.

Davidson also spent six years as president of hockey operations with the St. Louis Blues from 2006-12. He joined a Blues team that posted a 21-46-15 record (57 pts.) in 2005-06 and led a turnaround that saw the club average 39 wins and 90 points per season, culminating with a 49-22-11 mark (109 pts.) and Central Division championship in 2011-12.

Prior to his successful management career, Davidson enjoyed a long and distinguished broadcast career that earned him the prestigious Foster Hewitt Memorial Award for outstanding contributions as a hockey broadcaster by The Hockey Hall of Fame, into which he was inducted on Nov. 9, 2009 and for whom he is the past chairman of the Hall's selection

committee. The NHL and USA Hockey honored Davidson with the Lester Patrick Award for his contributions to ice hockey in the United States in March 2004.

Born in Ottawa, Ontario and raised in Calgary, Alberta, Davidson was the fifth overall pick of the 1973 NHL Draft by the St. Louis Blues. He spent two seasons in St. Louis and eight with the New York Rangers, including 1978-79 when he helped New York reach the Stanley Cup Final. When injuries forced him to retire during the 1982-83 season, he embarked on his broadcasting career with the MSG Network. In addition to his duties with the Rangers, he went on to provide analysis on Hockey Night in Canada, as well as the NHL's national television rightsholders, and covered numerous All-Star Games, Stanley Cup Finals and the 1992 (Albertville, France), 1994 (Lillehammer, Norway), 1998 (Nagano, Japan), 2002 (Salt Lake City) and 2006 (Torino, Italy) Olympic Games.

Davidson enjoyed a successful junior career as a goaltender with the Calgary Centennials prior to being selected by the Blues with their first pick, fifth overall, in the 1973 Entry Draft. That year, he became the first goaltender to go directly from junior hockey to the NHL as he appeared in 39 games with St. Louis during the 1973-74 season. After two years with the Blues, he joined the Rangers in June 1975 and went on to play eight seasons in New York. In 1978-79, he went 20-15-4 with a 3.52 goals-against average in 39 games and then went 11-7 with a 2.28 goals-against average in 18 playoff games to lead the Rangers to the Stanley Cup Finals. He was forced to retire due to injuries during the 1982-83 season.

Davidson was born on Feb. 27, 1953 in Ottawa, Ontario and raised in Calgary, Alberta. He and his wife, Diana, are the parents of two daughters, Lindsay and Ashley, and have five grandsons.



FRONT OFFICE





## KATHRYN DOBBS

### Senior Vice President and Chief Marketing Officer

Kathryn Dobbs is the senior vice president and chief marketing officer for the Columbus Blue Jackets. Dobbs leads the club's efforts to grow the Blue Jackets brand, broaden the fan base, and integrate the club's collective marketing initiatives, including branding, promotions, event presentation, broadcasting,

communications, community and fan development. Dobbs was promoted to the position in December 2018 after serving as the club's vice president of community development and executive director of the Columbus Blue Jackets Foundation for three years.

In 2017, Dobbs was named to the 40 Under 40 list by *Columbus Business First* and was recognized again in 2020 as a most admired executive. Under her leadership, the Blue Jackets Foundation was the recipient of the Outstanding Foundation Award by the Association of Fundraising Professionals Central Ohio chapter.

Prior to joining the Blue Jackets, Dobbs served as vice president of philanthropy for the YMCA of Central Ohio. Previously, the University of North Georgia graduate spent more than a dozen years as a senior-level executive with the YMCA organization in multiple locations around the United States.



## T.J. LAMENDOLA

### Senior Vice President and Chief Financial Officer

T.J. LaMendola joined the Columbus Blue Jackets in 1999 as director of finance and was named chief financial officer for the organization in July 2001. His responsibilities include the oversight of budgeting, forecasting, financial reporting, internal controls, risk management and information technology for

the Blue Jackets. In addition to his duties with the club, he also serves as the treasurer for the Columbus Blue Jackets Foundation and is a member of the National Hockey League Pension Society Board of Directors.

In 2019, he was recognized as one of *Columbus Business First's* Most Admired Executives. He has donated his time and expertise to several businesses and trade organizations as well as accounting courses and

academic fraternities at The Ohio State University and his alma mater, Miami University.

LaMendola came to the Blue Jackets from Karrington Health Inc., where he served as the controller for the \$50 million public company and was responsible for day-to-day finances from 1997-99. He began his career in public accounting with Deloitte & Touche LLP and spent nearly five years specializing in both manufacturing and service organizations.

A native of Dayton, Ohio, LaMendola attended Miami University in Oxford and earned a bachelor's degree in accounting in 1992. He became a Certified Public Accountant a year later. He and his wife, Sue, are the parents of three sons, Nicholas, Christopher and Andrew. The family resides in Dublin.



## CAMERON SCHOLVIN

### Senior Vice President and Chief Operating Officer

Cameron Scholvin is the senior vice president and chief operating officer for the Columbus Blue Jackets. He rejoined the organization in August 2016 after previously serving as the club's senior vice president of corporate development from 2008-12.

In between, Scholvin spent four years as the regional vice president, Midwest region for IMG College from 2012-16. In that role, he oversaw relationships with 14 universities, including BCS schools Ohio State, Michigan, Nebraska, Notre Dame, Kansas and Cincinnati, as well as the Mid-American Conference. He managed IMG College's sponsorship development and partnership marketing efforts to help build the university partner brands while driving significant revenue to the schools.

In his previous stint with the Blue Jackets, he was responsible for the coordination of all sales and service initiatives in the areas of corporate partnerships and premium seating. Scholvin joined the club after spending 11 years with the Orlando Magic, where he served as vice president of corporate partnerships for both the NBA franchise and its official training facility, the RDV Sportsplex. He began his tenure with the Magic as a member of the corporate sales team before being elevated to director of the department.

The Muncy, Pennsylvania native is a graduate of Princeton University. Currently residing in Columbus, he and his wife, Rebekah, are the parents of sons, Tate, Charles, Maverick, and daughter, Elizabeth.



## JOHN TORTORA

### Senior Vice President and Chief Legal Officer

John Tortora was named senior vice president and chief legal officer of the Blue Jackets in July 2021. Tortora is a longtime NHL executive, having spent the past 27 years working in professional hockey. Prior to joining the Blue Jackets, he spent most of the prior decade with the San Jose Sharks.

He joined the Sharks in 2011 as general counsel, was promoted to chief operating officer in 2013 and ultimately to co-president in 2017. He also served as an alternate governor of the club, was an honorary board member of the Sharks Foundation and oversaw the business operations for the Sharks and SAP Center.

During his tenure, the Sharks hosted the 2019 NHL All-Star Weekend; created the BMW Lounge with a live shark tank featured on television show

“Tanked”; hosted a Stadium Series Game before a sellout crowd at Levi’s Stadium; extended the club’s lease with the City of San Jose and relocated the club’s AHL affiliate from Massachusetts to San Jose. In 2017, J.D. Power & Associates identified the Sharks as having the best fan experience among the Bay Area professional sports teams.

Prior to joining the Sharks, Tortora spent 14 years at the NHL office in New York, concluding his tenure as vice president of media and business affairs. His responsibilities included advising and negotiating content agreements, launching the NHL Network, and overseeing federal lobbying initiatives in Ottawa and Washington. The New Jersey native graduated from Seton Hall University, where he earned both his bachelor’s degree in accounting in 1991 and his law degree in 1994. He and his wife, Debra, are parents to two adult children - daughter Emily and son Andrew. John is a board member of Catholic Social Services of Columbus.



## RYAN CHENAULT

### Vice President of Marketing

Ryan Chenault was named vice president of marketing for the Columbus Blue Jackets in June 2019. In this role, he is responsible for creating and implementing a comprehensive marketing strategy for the hockey club with emphasis on brand development, e-marketing, advertising, promotion, media planning/

buying, creative services, market research and integration with social media. He also oversees the fan development and community programs departments to develop impactful and effective outreach to grow the game of hockey throughout the community.

Prior to joining the Blue Jackets, Chenault served as team president of the Ohio Machine of Major League Lacrosse for three years, a tenure that was highlighted by an MLL championship in 2017. With the Machine, he was responsible for all business and lacrosse operations. He also established and chaired the Ohio Machine Lacrosse Foundation, the nonprofit extension of the organization.

Chenault’s previous experience also includes almost a decade of service at Northwestern University, where he led day-to-day management of the athletic department’s marketing efforts for all 19 varsity programs. Chenault also served on the athletic department’s senior administrative team and was a sports administrator for the women’s lacrosse program.

Prior to his time at Northwestern, Chenault spent time with the Chicago Wolves of the American Hockey League and the athletic department at Xavier University. He holds a pair of undergraduate degrees from The Ohio State University and a master’s degree from Xavier University.

Chenault served on the faculty of the Northwestern University Masters of Sports Administration program from 2017-2023. He also served as president of the board of directors for Urban Lacrosse Academy, a local non-profit whose mission it is to bring lacrosse to underserved communities of central Ohio, from 2019-2022. He resides in New Albany with his wife, Kristin, and two children, Andrew and Madeline.



## BECKY COFFEY

### Vice President of Partner Activation and Premium Service

Becky Coffey was named vice president of partner activation and premium experience for the Columbus Blue Jackets in July 2018. She was promoted to the position after having served as the club’s director of corporate development services since December 2015.

In her current role, Coffey develops business strategy around partner activation and premium experience while overseeing the execution of all elements within more than 100 partnership agreements. Her responsibilities also include managing the customer service provided to more than 100 premium seating owners of suites, loge boxes and terrace tables at Nationwide Arena.

Prior to joining the Blue Jackets, Coffey had been the director of partnership activation for the Chicago Bears, where she supported all team sponsorship activation for corporate partners and managed key league sponsor relationships. Coffey’s experience with the NFL club over a 15-year tenure also included various positions in client services, sales and marketing and customer service. Her professional career began with Palace Sports and Entertainment/Detroit Pistons and included experience with the Indiana Pacers.

Coffey is a native of Rensselaer, Indiana and a Butler University graduate. She and her husband, Mike, are the parents of daughters, Kaitlyn and Lylah. The family resides in Dublin.





## MARC GREGORY

### *Vice President of Business Intelligence & Broadcasting*

Marc Gregory, in his 24th season with the organization, was named the vice president of business intelligence and broadcasting for the Columbus Blue Jackets in December 2019.

In his current role, Gregory oversees the club's data, analytics, CRM, marketing automation and research areas, leveraging data and insights to guide sales and marketing strategies. He also oversees the club's broadcast department and partnerships with television rights holder Bally Sports Ohio, flagship station 97.1 The Fan and the Blue Jackets Radio Network.

Gregory joined the organization as director of advertising and promotions in 1999, was promoted to executive director of marketing

in 2004, was named vice president of marketing in May 2006 and vice president of digital marketing and media in July 2011.

He came to Columbus after spending five years with the Giant Eagle LPGA Classic in northeastern Ohio where he directed sales, marketing, operations and communications for the event.

A native of Youngstown, Ohio, Gregory is a graduate of the University of Michigan, where he worked in the university's athletic department as the hockey sports information director and assisted with media relations for the football and men's basketball programs. He and his wife, Melissa, are the parents of daughters, Emerson and Kellyn, and son, Vincent. The family resides in Lewis Center.



## J.D. KERSHAW

### *Vice President of Operations and Development*

J.D. Kershaw was named the vice president of operations and development in December 2018 and focuses on all team and league operational matters and special projects. He joined the Blue Jackets in 2000 as director of fan development and was promoted to director of marketing and fan development in 2006.

In 2011, Kershaw was named the vice president of marketing for the Blue Jackets and oversaw the club's event and partnership marketing efforts.

Prior to his arrival in Columbus, he spent two years working for the National Hockey League's European office from 1998-2000 and served as a marketing manager for the San Jose Sharks from 1994-97.

A native of Niagara Falls, Ontario, Kershaw received a bachelor's degree in public policy from Hamilton College, where he was also a member of the school's hockey team. He and his wife, Kimberly, are the parents of a son, Trebor, and daughters, Jadia and Clara Mac. The family resides in Lewis Center.



## BECKY MAGAW

### *Vice President of Human Resources*

Becky Magaw was promoted to vice president of human resources in June 2021 after spending nearly 13 years with the Blue Jackets, including five years as senior director of human resources. She joined the organization in November 2008 as a

partnership activation specialist and in 2011 was promoted to partner

activation manager. In 2015, she was instrumental in the planning and execution of the NHL All-Star Celebration hosted by the Blue Jackets.

A native of Wyoming, Ontario, Magaw is a graduate of Miami University. She also earned her master's degree in sport management from The Ohio State University and master's in human resources and employee relations from Penn State University. She and her husband, Troy, are parents to daughter, Reese, and son, Graeme.



## MARTY MULFORD

### *Vice President of Ticket Sales and Service*

Marty Mulford was named vice president of ticket sales and service for the Columbus Blue Jackets in February 2019. In this role, he oversees strategy, recruiting, sales training and development for all ticket sales and service. Prior to joining the Blue Jackets, he spent 11 years with the Nashville Predators

and Bridgestone Arena, where he most recently served as senior director of service and retention. In addition to overseeing the service teams for sponsorship, premium and ticket sales departments, Mulford's tenure with

the Predators also included nine seasons managing the season ticket and group sales teams as well as the guest experience team.

His background in ticket sales also includes six seasons as group sales manager with the Florida Marlins and experiences as a ticket sales representative with the Florida Panthers and the Pensacola Ice Pilots (ECHL). His first job in professional sports was director of media relations for the Carolina Mudcats, a Double-A baseball team in the Southern League.

A native of Albany, Georgia, Mulford is a graduate of Florida Atlantic University. He and his wife, Andrea, are parents to daughter, Marcela, and son, Noah.



## TODD SHARROCK

### *Vice President of Communications*

Todd Sharrock serves as the vice president of communications for the Columbus Blue Jackets. In his 24th year with the organization, Sharrock is responsible for the club's overall communications strategies, media relations and publicity initiatives and production of team publications. He also serves as the

liaison between the club's business and hockey operations departments.

Sharrock joined the Blue Jackets in February 2000 and during his tenure has been actively involved in a variety of the club's business initiatives, including team service, community relations initiatives, as well as the development and implementation of its website operations and social media initiatives.

He came to Columbus after spending five seasons with the International Hockey League's Houston Aeros from 1994-99 and serving as a media relations consultant for Houston NFL Holdings LLC during its successful bid to acquire an expansion franchise (Texans). He served as the assistant director of public relations for the NHL's Dallas Stars in 1993-94 and director of public relations with the Dallas Freeze of the Central Hockey League in 1992-93.

A native of Galion, Ohio, Sharrock attended The Ohio State University, where he earned a bachelor's degree in journalism and a master's degree in sport management. He currently serves on the Board of Commissioners for the Greater Columbus Sports Commission.

He and his wife, Krystal, are the parents of a son, Landry, and daughter, Maggie. The family resides in New Albany.



## RYAN SHIRK

### *Vice President of Corporate Partnerships*

Ryan Shirk was named vice president of corporate partnerships for the Columbus Blue Jackets in December 2016. Shirk, who had a previous five-year stint with the club, returned to Columbus after spending two seasons as director of corporate partnerships with the Cleveland Browns. With the Browns, he helped

lead the NFL club to record numbers related to new sponsorship sales.

During his initial tenure with the Jackets from 2010-15, Shirk served as an account executive before being promoted to director of corporate

development. He originally came to Columbus after working in both the NBA and Major League Baseball with the New Orleans Hornets and Tampa Bay Rays, respectively, as a top performing account executive in ticketing, premium seating and sponsorship sales.

A native of Toledo, Ohio, Shirk earned a bachelor's degree in business management from Grove City College of Grove City, Pennsylvania. He and his wife, Tiffaney, are the parents of two daughters, Vivian and Audrey, and son, Bennett. The family resides in Dublin.



## MARCUS STEPHENSON

### *Vice President of Digital Media & Content*

Marcus Stephenson rejoined the Blue Jackets as vice president of digital media and content in June 2021 after spending nearly two years as vice president, digital and programming with the Washington Football Team, where he oversaw the digital marketing

and content studio business units for one of the NFL's most storied franchises. A social media industry leader, he has over 15 years of experience with companies as diverse as EA Sports, Scotts Miracle-Gro, THQ and SBC Advertising.

Stephenson returned to the Blue Jackets, where he served as the director of digital media from 2012-14. In his current role he oversees content strategy and creative ideation across all CBJ channels to build our brand, engage our fans and drive value for our partners.

A native of Geneva, Ohio, Stephenson attended Hiram College and The Ohio State University. He and his wife, Hannah, are the parents of sons, Henson and Roger.





# HOCKEY OPERATIONS





## JARMO KEKALAINEN

*General Manager and Alternate Governor*

Jarmo Kekalainen is the third-longest tenured general manager after he was named the third general manager in Columbus Blue Jackets history on February 13, 2013. The Blue Jackets have enjoyed the best on-ice stretch in club history since his arrival.

Columbus has posted its four winningest seasons based on points percentage over the past seven campaigns: 2016-17 (50-24-8, 108 pts., .659), 2018-19 (47-31-4, 98 pts., .598), 2017-18 (45-30-7, 97 pts., .591) and 2019-20 (33-22-15, 81 pts., .579). The Blue Jackets have also registered 42-plus wins in five of the past eight 82-game campaigns and earned five postseason berths during his tenure.

The first European-born general manager in NHL history, he served as assistant general manager for Finland's World Cup of Hockey 2016 team and at the 2014 Olympic Games in Sochi, Russia, where the squad won the bronze medal. He arrived in Columbus after a stint as the president and general manager of Jokerit in the Finnish Elite League from 2010-13.

Kekalainen spent eight seasons with the St. Louis Blues from 2002-10. He joined the club as director of amateur scouting and was named assistant general manager and director of amateur scouting in 2005. In that role, he was involved in all facets of hockey operations, including professional scouting efforts and overseeing the club's amateur scouting and draft preparations. During his eight years in St. Louis, the Blues drafted players such as David Backes, Roman Polak, David Perron, T.J. Oshie, Patrik Berglund and Alex Pietrangelo.

Kekalainen was a member of the Ottawa Senators organization from 1995-2002, serving as director of player personnel for three years and also overseeing the amateur draft and the club's scouting efforts in Europe. While working with the Senators, he also served as general manager of IFK Helsinki in the Finnish Elite League from 1995 to 1999 and led the club to the league championship in 1998.

As a player, he appeared in 55 career NHL games with the Senators and Boston Bruins during a six-year career. A left wing, he scored five goals and added eight assists for 13 points with 28 penalty minutes, including a career-high 1-5-6 and 14 penalty minutes in 28 games with the Senators during the 1993-94 season. He also played in the American Hockey League and Finland before wrapping up his playing career with Vasteras IK in the Swedish Elite League in 1994-95.

Before signing with the Bruins, Kekalainen played two seasons at Clarkson University from 1987-89. He was named to the Eastern Collegiate Athletic Conference First All-Star Team after tallying 19-25-44 and 47 penalty minutes in 31 games during the 1988-89 season. He also represented Finland at the 1986 World Junior Championships and the 1991 Canada Cup Tournament.

Kekalainen was born on July 3, 1966 in Tampere, Finland. He has a bachelor's degree in management from Clarkson University and a master's in business marketing from the University of Tampere. He also received an honorary doctorate degree from Tampere University in August 2022.

He and his wife, Tiina, are the parents of daughters, Emilia and Sofia.







## BASIL MCRAE

### *Assistant General Manager*

Basil McRae was named assistant general manager for the Columbus Blue Jackets on June 13, 2019 after serving the previous three seasons as director of player personnel. He also was a scout for the club in 2013-14.

McRae, who has been a part owner of the Ontario Hockey League's London Knights since 2000, also spent two years as alternate governor and general manager of the OHL club from 2014-16. London captured OHL and Memorial Cup championships in 2016. Prior to his original stint in Columbus, McRae served as a scout for the St. Louis Blues for five seasons.

In addition to two decades of scouting experience, McRae played 16 seasons in the NHL between 1981-96, registering 53 goals and 83 assists for 136 points with 2,453 penalty minutes in 576 games with the Quebec Nordiques, Toronto Maple Leafs, Detroit Red Wings, Minnesota North Stars, Tampa Bay Lightning, St. Louis Blues and Chicago Blackhawks.

The Beaverton, Ontario native was a fifth round pick of Quebec in the 1980 NHL Draft. He and his wife, Jill, are the parents of son, Philip, and daughters, Alexandra and Abigail.



## JOSH FLYNN

### *Assistant General Manager*

Josh Flynn was named assistant general manager for the Blue Jackets on June 13, 2019 after previously serving as the director of hockey administration. He is responsible for assisting in all facets of the hockey operations department, including salary cap management, contract negotiations and

research, salary arbitration, statistical research and strategic planning, and is the club's liaison to the National Hockey League on matters pertaining to the NHL-NHLPA collective bargaining agreement.

Flynn joined the Blue Jackets hockey operations department in June 2008 after spending the previous two seasons with KO Sports Agency in Denver, Colorado, where he worked on contract negotiations for several NHL players represented by the agency.

Flynn was born on December 8, 1982 in Toronto, Ontario. He received a bachelor's degree in political science from the University of Toronto in 2004 and earned his Juris Doctorate from the Sturm College of Law at the University of Denver in 2007.

He and his wife, Jen, reside in Upper Arlington and are the parents of daughters, Parker and Marin.



## CHRIS CLARK

### *Director of Player Personnel / General Manager of the Cleveland Monsters*

Chris Clark was promoted to director of player personnel for the Blue Jackets on June 13, 2019 after spending the previous seven seasons with the club as a development coach and most recently its director of player development.

While continuing to be involved with the development of players throughout the organization, he also has an active role in evaluating personnel at the NHL level and serves as the general manager of the Cleveland Monsters, the club's American Hockey League affiliate.

Internationally, Clark served as general manager of the United States Men's National Team that competed at the 2023 IIHF World Championships in Tampere, Finland.

A native of South Windsor, Connecticut, Clark registered 103-111-214 and 700 penalty minutes in 607 career NHL games with the Blue Jackets, Washington Capitals and Calgary Flames, including 8-12-20 and 59 penalty minutes in 89 games with Columbus from 2009-11. He spent four-plus seasons with the Capitals, tallying 60-63-123 and 278 penalty minutes in 240 games with the club and served as captain from 2006-09.

Calgary's third round pick, 77th overall, in the 1994 NHL Draft, Clark earned All-ECAC honors during four seasons at Clarkson University from 1994-98. He then spent six seasons in the Flames organization from 1998-04, and helped the club reach the 2004 Stanley Cup Final.

He and his wife, Kim, are the parents of daughters, Hailie and Rylan; and son, Braiden.



## RICK NASH

### *Director of Player Development*

Rick Nash was named the club's director of player development in June 2021 after joining the organization as a special assistant to the general manager on June 13, 2019.

Nash supervises the club's development coaches, oversees the progress of prospects throughout the organization and provides feedback to management on player advancement.

Nash spent his first nine NHL seasons with Columbus after the club selected him with the first overall pick at the 2002 NHL Draft and served as the club's captain from 2008-12. He is the franchise's all-time leader in games played, goals, assists and points as he registered 289-258-547 and 568 penalty minutes in 674 games from 2002-12. On Mar. 5, 2022, he became the first player in franchise history to have his number - 61 - retired.

Nash was a finalist for the Calder Memorial Trophy as the NHL's top rookie and an All-Rookie Team selection in 2002-03. He won the Maurice

"Rocket" Richard Trophy as the NHL's top goal scorer in 2003-04 when he notched 41-16-57 in 80 games and received the NHL Foundation Player Award in 2008-09 for his contributions off the ice and in the community. He appeared in five All-Star Games as a Blue Jacket (2004, 2007, 2008, 2009, 2011) and one as a Ranger (2015). In 1,060 career NHL games, he tallied 437-368-805 and 750 penalty minutes with the Blue Jackets, New York Rangers and Boston Bruins.

The Brampton, Ontario native was a stalwart for Canada in international competition as he represented his country at three Olympic Games (2006, 2010-gold and 2014-gold), four IIHF World Championships (2005-silver, 2007-gold, 2008-silver, 2011) and one IIHF World Junior Championship (2002-silver).

He and his wife, Jessica, are the parents of sons, McLaren and Finn; and daughter, Ellie. The family resides in New Albany.



## ZAC URBACK

### *Director of Hockey Analytics*

Zac Urbach joined the Columbus Blue Jackets' hockey operations department in July 2019 as a hockey analyst and currently serves as the team's director of hockey analytics. In this role, Urbach manages the team's analytics department, has professional scouting duties, and helps the organization

use data to make informed decisions.

Prior to joining the Blue Jackets, Urbach was director of player evaluation and assistant to the general manager for the Mississauga Steelheads of the Ontario Hockey League. During this time, Urbach also worked as a consultant for several NHL agencies and teams, including the Blue Jackets.

Urbach is also a lawyer. He was called to the Ontario Bar in 2019 after completing his articles at one of Canada's leading law firms. Urbach graduated from the combined Ivey School of Business HBA and Western Law J.D. program in 2018.



## AARON JOHNSON

### *Team Relations Specialist*

Former Blue Jackets defenseman Aaron Johnson rejoined the organization in August 2021 as the club's team relations specialist. In his role, he focuses on assisting the organization's players and families off the ice.

Selected by Columbus in the third round, 85th overall, at the 2001 NHL Draft, Johnson

played for the organization during two different stints from 2003-07 and 2011-12 and recorded 10-32-42 and 119 penalty minutes in 172 career games with the club. He finished his NHL career with 17-45-62 and 227 penalty minutes in 291 appearances with Boston, Edmonton, Calgary, Chicago, NY Islanders and Columbus over eight seasons from 2003-13. He went on to play professionally in Germany and the United Kingdom

before retiring after spending the 2019-20 campaign with United Kingdom's Sheffield Steelers.

The Port Hawkesbury, Nova Scotia native added 39-164-203 and 587 penalty minutes in 429 career games in the American Hockey League over 10 seasons from 2003-16 and played in the 2004 AHL All-Star Game. Prior to turning pro, he racked up 40-155-195 in 250 career games over four seasons with the Quebec Remparts and Rimouski Oceanic in the QMJHL from 1999-2003.

Johnson has a Master's of Business Administration from Sheffield University Management School. He also holds a Sports Industry Essentials Certificate from Columbia University School of Professional Studies.

He and his wife, Courtney, son, Knox; and daughter, Nova, and reside in New Albany.





## VILLE SIREN

### *Director of Amateur Scouting*

Ville Siren was named director of amateur scouting of the Columbus Blue Jackets on July 6, 2016 after serving as the club's head amateur scout since joining the organization on July 8, 2013.

Siren spent nine seasons as a member of the St. Louis Blues scouting staff from 2003-

13. During that time, he was instrumental in the club's selection of current NHL players such as Vladimir Tarasenko (1st Rd., 2010), Lars Eller (1st Rd., 2007), Patrik Berglund (1st Rd., 2006), Nikita Nikitin (5th Rd., 2004) and Roman Polak (6th Rd., 2004).

Prior to joining the Blues, he spent the 2002-03 season working with Tampere of the Finnish Elite League and scouted for the Washington

Capitals from 1999-2002. A defenseman, Siren was selected by the Hartford Whalers in the second round, 23rd overall, at the 1983 NHL Draft and made his NHL debut with the Pittsburgh Penguins during the 1985-86 season. He went on to register 14 goals and 68 assists for 82 points with 276 penalty minutes in 290 career NHL games with the Penguins and Minnesota North Stars from 1985-90.

He also played nine seasons in Finland, Sweden and Switzerland before retiring in 1999, and represented Finland in numerous international competitions including the 1984 and 1992 Olympic Games, 1987 and 1991 Canada Cup tournaments, 1983 and 1984 World Junior Championships and 1985, 1991 and 1993 World Championships.

Siren was born on Feb. 11, 1964 in Tampere, Finland. He is the father of a son, Viktor.



## TREVOR TIMMINS

### *Assistant Director of Amateur Scouting*

Trevor Timmins joined the Columbus Blue Jackets as assistant director of amateur scouting in 2022, bringing nearly three decades of NHL experience to the club's hockey operations department.

Timmins comes to Columbus after spending two decades with the Montreal Canadiens, joining the organization in

2002 as director of player development. In 2013-14, he served as director of player personnel and the following year was named vice president of player personnel. He served as the club's assistant general manager from 2017-21.

Prior to joining the Canadiens, the Almonte, Ontario native was a member of the Ottawa Senators organization for 10 years, including as the club's director of player development from 1998-02.



## JIM VIERS

### *Scouting Coordinator*

Jim Viers joined the Columbus Blue Jackets' hockey operations department in 2015 as an intern before serving as the department's pro video coordinator. He currently serves as the scouting coordinator and is responsible for

assisting the senior hockey operations staff with player evaluation, hockey operations research and development, video analysis, and strategic planning.

Viers was born and raised in Columbus, Ohio. He graduated from The Ohio State University in 2015.



## DANNY FLYNN

### *Amateur Scout*

Danny Flynn joined the Columbus Blue Jackets as an amateur scout in August 2018. Prior to joining Columbus, he served on the coaching staff of the Western Hockey League's Portland Winterhawks in 2017-18.

Flynn has served as an amateur scout with the Los Angeles Kings from 2000-05 and assistant coach with the New York Islanders in 2006-07 and Buffalo Sabres in 2014-15.

The Dartmouth, Nova Scotia native enjoyed a 30-year coaching career in junior and college hockey. Flynn served as the head coach of the Saint John Sea Dogs (QMJHL) from 2015-17, guiding the club to the QMJHL championship

while capturing his second career Ron Lapointe Trophy as coach of the year in 2016-17. He also spent eight seasons serving as Coach/GM with the Moncton Wildcats (QMJHL) from 2005-06 and 2007-15, helping to lead the team to two Presidents Cups. He was named QMJHL Coach of the Year in 2008-09.

Flynn also served as head coach of St. Francis Xavier University from 1996-2005, helping to lead the X-Men to three National finals, capturing the school's only CIS National Championship in 2004.

Flynn spent eight years in the Ontario Hockey League, helping the Soo Greyhounds to three appearances at the Memorial Cup, winning the title in 1993. He also coached Team Canada on six occasions, capturing Gold at the U18, World Junior Championships, Spengler Cup and World University Cup.



## BOB HALKIDIS

### *Pro Scout*

Bob Halkidis joined the Columbus Blue Jackets as a professional scout in July 2013. He played 16 seasons as a professional between 1985-2001 and registered eight goals and 32 assists for 40 points with 825 penalty minutes in 256 career NHL games with Buffalo, Los Angeles, Toronto, Detroit, Tampa Bay and the New York Islanders from 1985 to 1996.

A defenseman and forward, Halkidis was selected by the Buffalo Sabres in the fourth round, 81st overall, at the 1984 NHL Draft and made his NHL debut with the Sabres during the 1985 Stanley Cup Playoffs. He was part of three championship teams in three different leagues during his career, winning the 1987 Calder Cup (AHL) with Rochester, 1996 Turner Cup (IHL) with Utah and a title in Finland in 1998 with HIFK Helsinki.

A native of Toronto, Ontario, Halkidis resides in Charlotte, North Carolina with his wife, Stacy, sons, Beau and Brennan, and daughter, Haley.



## DAVE PETERS

### *Amateur Scout*

Dave Peters joined the Blue Jackets as an amateur scout in 2017. Prior to joining Columbus, he served as head coach of the South Kent Selects Hockey Academy 18U team in 2016-17 and 16U team from 2014-16.

Peters previously spent 23 seasons serving as a coach at three NCAA programs from 1990-2014. In his latest stop, he enjoyed 15 seasons at Dartmouth College, serving as an assistant coach from 1999-2009 and associate head coach from 2009-14. He was selected as the recipient of the 2008 Terry Flanagan Award, an accolade that honors an assistant coach for his body of work.

Before Dartmouth, he served as an assistant coach at Providence College from 1993-98 and Kent State from 1990-93. He also served as head coach and general manager of the Danville Wings in the North American Hockey League during the 1998-99 campaign. The club went on to win the 2000 NAHL Championship and finish third in the nation.

During his coaching tenure, Peters tutored many players that went on to play in the NHL, including forwards Lee Stempniak, Tanner Glass, Fernando Pisani, and T.J. Galiardi. He played collegiately at Boston College and graduated with a bachelor's degree in marketing.

Peters lives in Madison, Connecticut with his wife, Katherine, and their son, Jake.





## ROMAN POLAK

### *Amateur Scout*

Roman Polak joined the Columbus Blue Jackets hockey operations department as an amateur scout in 2022 after a 17-year playing career that concluded with a two-year stint with HC Vitkovice in his native Czechia.

A sixth round pick of the St. Louis Blues in the 2004 NHL Draft, Polak logged 806 games and registered 26-114-140 and 643 penalty minutes with the Blues, Toronto

Maple Leafs, San Jose Sharks and Dallas Stars over 14 seasons from 2006-20. He also collected 0-4-4 and 54 penalty minutes in 71 career outings in the Stanley Cup Playoffs.

The Ostrava, Czech Republic native represented his country in numerous international competitions, including the Olympic Games (2010), World Cup of Hockey (2016), IIHF World Championships (2009, 2014) and IIHF World Junior Championships (2005-bronze medal, 2006).



## CHRIS SHERO

### *Amateur Scout*

Chris Shero joined the Blue Jackets organization as an amateur scout in September 2021. Prior to joining Columbus, he spent three years as an amateur scout with the National Hockey League's New Jersey Devils.

Shero played Division I NCAA hockey at Boston College from 2015-17. He helped the club earn a Frozen Four appearance and win a Beanpot Championship in

2016. The Eagles also captured the Hockey East regular season championship in his final season in 2017-18.

Shero's father, Ray, has been involved in NHL front offices since 1993, serving in different capacities with the Ottawa Senators, Nashville Predators, Pittsburgh Penguins, New Jersey Devils and Minnesota Wild. He won the 2009 Stanley Cup while serving as the general manager of the Penguins.

A native of Ottawa, Canada, Shero resides in Boston, Massachusetts.



## TODD WHITE

### *Pro Scout*

Todd White was named a full-time amateur scout for the Columbus Blue Jackets in 2022 after joining the organization's scouting staff in 2021.

A center, the Kanata, Ontario native spent parts of 13 seasons in the NHL and registered 141-240-381 and 228 penalty minutes in 653 career games with Chicago, Philadelphia, Ottawa, Minnesota, Atlanta and the

New York Rangers from 1997-10. He collected a career-high 22-51-73 in 82 games with the Thrashers in 2008-09. He also played in the American and International Hockey Leagues and was the latter's Rookie of the Year with the Indianapolis Ice in 1997-98.

Prior to turning pro, White played four seasons at Clarkson University, serving as team captain as a senior in 1996-97. He tallied 90-108-198 in 143 career NCAA games and earned First Team All-American honors in 1996-97 after being named a Second Team All-American in 1995-96.

## ADDITIONAL SCOUTING STAFF

Oscar Akerlund  
Alex Campbell

Marshall Davidson  
Dale Derkatch

Mikko Makela  
Brad Peddle

William Ronnholm



# COACHING STAFF



## PASCAL VINCENT

*Head Coach*

Pascal Vincent was named head coach of the Columbus Blue Jackets on Sept. 17, 2023 after serving as the club's associate coach since June 2021.

Prior to joining the Blue Jackets, Vincent, 52, spent 10 seasons as a member of the Winnipeg Jets organization, including five as a Jets as-

stant coach and five as the head coach of the American Hockey League's Manitoba Moose.

Vincent compiled a 155-139-31 record in 325 AHL games from 2016-21. He was awarded the Louis A.R. Pieri Memorial Award as the AHL's Coach of the Year in 2017-18 after guiding the club to a 42-26-8 record with 92 points in 76 games. He was an assistant coach with the Jets under head coaches Claude Noel and Paul Maurice for five seasons from 2011-16.

Prior to his arrival in Winnipeg, Vincent spent 11 seasons as a head coach in the Quebec Major Junior Hockey League with the Cape Breton Screaming Eagles from 2000-08 and Montreal Juniors from 2008-11. He posted a 429-313-87 record in 829 games during that span, compiling 10 winning seasons and nine playoff series wins. He won the Ron Lapointe Trophy as the league's top head coach with Cape Breton following the 2007-08 campaign as the Screaming Eagles went 40-24-6 that season.

Vincent, who also served as his club's general manager over his final eight seasons in the QMJHL, earned the Maurice Filion Trophy in 2006-07 as the top general manager following a season in which Cape Breton finished with a record of 46-22-2 and reached the third round of the playoffs.

The Laval, Quebec native played four seasons in the QMJHL as a center with St. Jean, Laval and Verdun, registering 15-43-58 and 103 penalty minutes in 252 career games from 1988-92. He helped Verdun win the QMJHL championship and advance to the Memorial Cup tournament in 1991-92 and played one pro season with the ECHL's Knoxville Cherokees before embarking on his coaching career.

Vincent and his wife, Josee, are the parents of daughter, Geneve.



### CAREER RECORD

### REGULAR SEASON

### PLAYOFFS

YEAR	TEAM	LEAGUE	GP	W	L	OT	PTS.	PCT.	RESULTS
1999-00	Cape Breton	QMJHL	72	24	39	6	57	.396	Lost in Conference Quarterfinals
2000-01	Cape Breton	QMJHL	72	30	37	1	65	.451	Lost in Conference Semifinals
2001-02	Cape Breton	QMJHL	72	38	20	4	90	.625	Lost in Conference Finals
2002-03	Cape Breton	QMJHL	72	21	37	5	.56	.389	Did not qualify
2003-04	Cape Breton	QMJHL	70	49	16	3	103	.736	Lost in League Quarterfinals
2004-05	Cape Breton	QMJHL	70	32	27	3	75	.536	Lost in League First Round
2005-06	Cape Breton	QMJHL	70	40	23	7	87	.621	Lost in Division Semifinals
2006-07	Cape Breton	QMJHL	70	46	22	2	94	.671	Lost in League Semifinals
2007-08	Cape Breton	QMJHL	70	40	24	6	86	.614	Lost in Division Semifinals
2008-09	Montreal	QMJHL	68	34	30	4	72	.529	Lost in League Quarterfinals
2009-10	Montreal	QMJHL	68	31	30	7	69	.507	Lost in League Quarterfinals
2010-11	Montreal	QMJHL	68	46	12	10	102	.750	Lost in League Quarterfinals
2016-17	Manitoba	AHL	76	29	37	10	68	.447	Did not qualify
2017-18	Manitoba	AHL	76	42	26	8	92	.605	Lost in Division Finals
2018-19	Manitoba	AHL	76	39	30	7	85	.559	Did not qualify
2019-20	Manitoba	AHL	61	27	33	1	55	.451	No Playoffs
2020-21	Manitoba	AHL	36	18	13	5	41	.569	No Playoffs
<b>AHL TOTALS</b>			<b>325</b>	<b>155</b>	<b>139</b>	<b>31</b>	<b>341</b>	<b>.525</b>	
<b>QMJHL TOTALS</b>			<b>829</b>	<b>429</b>	<b>313</b>	<b>87</b>	<b>945</b>	<b>.570</b>	

HOCKEY OPERATIONS





## STEVE MCCARTHY

### Assistant Coach

Steve McCarthy joined the Columbus Blue Jackets coaching staff as an assistant coach on Sept. 13, 2021 after spending the previous five seasons as an assistant coach with the American Hockey League's Cleveland Monsters.

Prior to joining the Monsters staff, McCarthy enjoyed a 16-year playing career that included eight NHL seasons between 1999-2008. Selected by Chicago in the first round, 23rd overall, in the 1999 NHL Draft, he registered 17 goals and 38 assists for 55 points with 168 penalty minutes in 302 career NHL games with the Blackhawks, Vancouver Canucks and Atlanta Thrashers.

The Trail, British Columbia native played seven seasons in the AHL, including his final season in 2015-16 with the Monsters, and spent several years in Europe with stints with the ZSC Lions in Switzerland, TPS in Finland and Salavat Yulayev Ufa in Russia's KHL. Before turning pro, he played three-plus seasons with the Edmonton/Kootenay Ice of the Western Hockey League from 1997-00, earning WHL East First All-Star Team honors with Kootenay in his final season. He also won a pair of bronze medals for Canada at the 2000 and 2001 IIHF World Junior Championships.

McCarthy and his wife, Melissa, are the parents of a daughter, Morgan, and son, Jack.



## MARK RECCHI

### Assistant Coach

Mark Recchi joined the Columbus Blue Jackets coaching staff as an assistant coach on Sept. 25, 2023.

Recchi, 55, was a seven-time All-Star (1997 All-Star Game Most Valuable Player) who racked up 577 goals and 956 assists for 1,533 points with 1,033 penalty minutes in 1,652 career NHL

games with Pittsburgh, Philadelphia, Montreal, Carolina, Atlanta, Tampa Bay and Boston from 1988-2011. He currently ranks eighth on the NHL's all-time games played list, is 13th in points and 15th in assists.

The Kamloops, British Columbia native added 61-86-147 and 93 penalty minutes in 189 career games during the Stanley Cup Playoffs. In 2011, he became the eighth player in the NHL's modern era (since 1943-44) to win

three Stanley Cup championships with three different teams (Pittsburgh-1991, Carolina-2006, Boston-2011). He was inducted into the Hockey Hall of Fame in 2017.

Following his playing career, Recchi spent parts of two seasons as a senior adviser with the Dallas Stars. In 2014, he was named development coach for the Penguins and served in that capacity for three seasons, including the 2015-16 and 2016-17 Stanley Cup-winning campaigns. He then served three seasons as an assistant coach with the club before joining New Jersey's coaching staff in 2020 and spending two seasons as an assistant with the Devils. Since 2007, he has been part-owner of the Western Hockey League's Kamloops Blazers, where he played from 1986-88.

He and his wife, Kimberly, are the parents to three daughters, Christina, Samantha and Isabella; and three sons, Cameron, Austin and Brendan.



## JOSEF BOUMEDIENNE

### Assistant Coach

Josef Boumedienne was named to the Blue Jackets coaching staff as an assistant coach in October 2023. He originally joined the club as its European scout on July 8, 2013 before serving as the director of European scouting from 2016-21 and as the director of pro

scouting since June 2021.

Internationally, he was named the assistant general manager for the Swedish national team on July 22, 2022 and is serving in that capacity through the 2025-26 hockey season.

Boumedienne retired from hockey in 2013 following a 17-year playing career in North America and Europe that concluded with HC Slovan

Bratislava in the Kontinental Hockey League. After being selected by New Jersey in the fourth round, 91st overall, at the 1996 NHL Draft, he played in the NHL and American Hockey League from 2000-04 and 2007-09, collecting 4-12-16 and 36 penalty minutes in 47 career NHL games with New Jersey, Tampa Bay and Washington and 33-143-176 and 443 penalty minutes in 295 career AHL games. He also played in Sweden, Finland, Switzerland and Russia during his career and represented Sweden at the 1997 and 1998 World Junior Championships.

Boumedienne was born on Jan. 12, 1978 in Stockholm, Sweden. He and his wife, Petra, are the parents of three sons, Sami, Sascha and Wilson.



## JARED BOLL

### Assistant Coach

Former Blue Jackets forward Jared Boll rejoined the organization as an assistant development coach prior to the 2018-19 season and currently serves as an assistant coach.

Boll, who spent two seasons with the Anaheim Ducks from 2016-18, retired following the 2017-18 campaign having registered 28 goals and 38 assists for 66 points with 1,298 penalty minutes in 579 games during his 11-year NHL career. He spent nine seasons in Columbus, tallying 27-35-62 and 1,195 penalty minutes in 518 games from 2007-16. He is the club's all-time leader in penalty minutes and ranks eighth in games played.

Born in Charlotte, North Carolina and raised in Crystal Lake, Illinois, Boll was selected by the Blue Jackets in the fourth round, 101st overall, at the 2005 NHL Draft. After spending two seasons with the Ontario Hockey League's Plymouth Whalers from 2005-07, he made his NHL debut the following season and notched 5-5-10 and a career-high 226 penalty minutes in 75 games with the Jackets. He set a career high in points with 4-10-14 in 75 games in 2008-09 and scored a career-best seven goals and added five assists for 12 points in 73 contests in 2010-11.

Boll and his wife, Lauren, are the parents of daughters, Annie and Lucy. The family resides in Dublin.



## NIKLAS BACKSTROM

### Goaltending Coach

Former NHL netminder Niklas Backstrom joined the Columbus Blue Jackets as European goaltending coach in July 2019 before being named the goaltending coach for the NHL club in June 2023.

Backstrom, 45, posted a 196-144-50 record with a 2.49 goals-against average (GAA), .914 save percentage (SV%) and 28 shutouts in 413 games over 10 NHL seasons with the Minnesota Wild and Calgary Flames from 2006-16. He captured the William Jennings Trophy in his first year in 2006-07 after leading the league in GAA (1.97) and SV% (.929). He played in the 2009 NHL All-Star Game and led the NHL in wins in 2012-13 with a 24-15-3 mark, 2.48 GAA, .909 SV% and

two shutouts in 42 games.

Backstrom retired following the 2018-19 campaign after a 21-year playing career across several leagues, including the NHL, SHL and Liiga. He captured Urpo Ylonen Award as the Liiga's best goaltender while with Karpat in 2003-04 and 2004-05 and was named the Finnish Player of the Year in 2004-05.

Born in Helsinki, Finland, Backstrom finished his playing career with HIFK and Tappara in Liiga. He represented Finland in various international tournaments, including the 2006 and 2010 Olympic Games, 2005 and 2008 IIHF World Championships and 1998 IIHF World Junior Championships.

He and his wife, Heidi, are the parents of two children, Benjamin and Isabella.



## KEVIN COLLINS

### Strength and Conditioning Coach

Kevin Collins was named strength and conditioning coach for the Columbus Blue Jackets on June 29, 2010.

Collins joined the Blue Jackets after spending the previous five seasons with the Buffalo Sabres organization as strength and conditioning/video coach. He spent two seasons with the Portland

Pirates (2008-10) and three with the Rochester Americans (2005-08), the Sabres' American Hockey League affiliates. He started his career as an intern

for Sabres Strength and Conditioning Coach Doug McKenney in 2004-05.

A Detroit, Michigan native, Collins played four years of collegiate hockey at SUNY Brockport, where he graduated with degrees in Exercise Physiology and Business Management. He is certified through National Strength and Conditioning Association (NSCA) as a certified strength and conditioning specialist.

Collins and his wife, Amanda, are the parents of daughters, Audrey and Karli, and reside in Blacklick.



## DAN SINGLETON

### Video Assistant Coach

Dan Singleton joined the Blue Jackets in September 2000 as video coordinator. He was named video assistant coach in June 2011. He came to Columbus after spending the previous six years as the video coordinator for the Michigan State University hockey team. He also served as a video

coach for Team USA's Men's Ice Hockey Team that earned a bronze medal at the 2015 IIHF World Championships in Prague, Czech Republic.

Born in Boulder, Colorado, he grew up in Ottawa, Ontario and attended McGill University in Montreal, earning a bachelor's degree in physical education in 1994. He then went to Michigan State, where he earned a master's degree in sports psychology in 1998.





## JARKKO RUUTU

### European Development Coach

Jarkko Ruutu joined the Columbus Blue Jackets in 2015 as the club's first European development coach. In his role, Ruutu primarily works with young players throughout the organization, assisting in the development of prospects playing in professional leagues and various major junior leagues across Europe.

Ruutu tallied 58-84-142 and 1,078 penalty minutes in 652 career NHL games with the Vancouver Canucks, Pittsburgh Penguins, Ottawa Senators and Anaheim Ducks over a 10-year career. A native of Vantaa, Finland, he registered career highs in goals, assists (tied), points, games played (tied)

and penalty minutes with 12-14-26 and 144 penalty minutes in 82 games with Ottawa in 2009-10.

Vancouver's third round pick, 68th overall, at the 1998 NHL Draft, Ruutu also posted 77-91-168 and 1,072 penalty minutes in 318 career games in Finland's Liiga with HIFK and Jokerit before finishing his playing career with EHC Biel-Bienne in the Swiss league in 2014-15. He represented Finland at the 2002, 2006 and 2010 Olympic Games as well as the 1998, 2001, 2005, 2006, 2007 and 2009 IIHF World Championships and 2004 World Cup of Hockey.

He and his wife, Sofia, are the parents of a daughter, Greta, and son, Gabriel. The family resides in Helsinki, Finland.



## DEREK DORSETT

### Player Development Coach


Former Blue Jackets forward Derek Dorsett rejoined the organization as part-time development coach on June 16, 2021 before being promoted to a full-time development coach on Sept. 20, 2021.

Dorsett retired following the 2017-18 campaign, having recorded 51 goals and 76 assists for 127 points and 1,314 penalty minutes over a 10-year NHL career with the Blue Jackets, New York Rangers and Vancouver Canucks from 2008-18. He was selected by Columbus in the seventh round, 189th overall, in the

2006 NHL Draft and posted 27-38-65 and 727 penalty minutes in 280 career contests with the club from 2008-13.

A native of Kindersley, Saskatchewan, Dorsett added 11-13-24 and 324 penalty minutes in 71 career AHL games with the Syracuse Crunch from 2007-09. He played three seasons with the Western Hockey League's Medicine Hat Tigers from 2004-07 and registered 49-79-128 and 593 penalty minutes in 180 contests.

Dorsett and his wife, Allison, are the parents of sons, Dylan and Ethan; and daughter, Emmie. The family resides in Upper Arlington.



## TOMMY CROSS

### Player Development Coach

Tommy Cross joined the Columbus Blue Jackets as a development coach in August 2023.

Cross played 12 seasons of professional hockey before retiring following the 2022-23 season. He recorded 56 goals and 174 assists for 230 points and 646 penalty minutes in 588 career AHL games with the Springfield Thunderbirds, Providence Bruins and Cleveland Monsters from 2011-23. He served as a captain or alternate in each of his final seven full AHL seasons, including as an alternate captain for Columbus' AHL affiliate, Cleveland, in 2018-19.

The former defenseman also collected an assist in three career NHL games with the Boston Bruins in 2015-16. He was selected by Boston in the second round, 35th overall, in the 2007 NHL Draft.

The Simsbury, Connecticut native played college hockey at Boston College and totaled 17-43-60 and 171 penalty minutes in 134 career games from 2008-12. He helped the Eagles capture NCAA championships in 2010 and 2012.

Cross and his wife, Alaina, are the parents of sons, Bowen and Baylor. The family resides in Middletown, Rhode Island.



## BRAD THIESSEN

### Goaltending Development Coach

Brad Thiessen joined the Blue Jackets as the organization's goaltending development coach on June 16, 2021.

Thiessen played 12 seasons of professional hockey before retiring at the end of the 2020-21 campaign. A native of Aldergrove, British Columbia native, he posted a 146-100-40 record with a 2.51 goals-against average, .909 save percentage and 28 shutouts in

290 career AHL games. He spent his last six campaigns with the Cleveland Monsters, Columbus' AHL affiliate.

The former netminder also played in five career NHL games with the Pittsburgh Penguins in 2011-12, going 3-1-0 with a 3.72 GAA and .858 SV%. He played college hockey at Northeastern University and posted a 52-46-12 record with a 2.40 GAA and .922 SV% in 111 career games from 2006-09.

Thiessen and his wife, Ashlee, are the parents of sons, Nash and Brody; and daughter, Aubree. The family resides in suburban Cleveland.



## JOSEPH RUANE, D.O.

### Medical Director

Dr. Joseph Ruane is the medical director for the Columbus Blue Jackets and has been a member of the club's medical team since the inaugural 2000-01 season. He is the founder and medical director of the McConnell Spine, Sport and Joint Center and is a Clinical Assistant Professor of Sports Medicine at The Ohio State University College of Osteopathic Medicine.

He is also the co-founder of the OhioHealth Sports Medicine Institute.

With his passion for athletics, Dr. Ruane's special interests include regenerative tissue therapies, soft-tissue pain syndromes, challenges of the aging population and patient education. He has earned several awards for excellence in teaching and clinical service, and is published in peer-reviewed journals and texts. He also travels nationally, educating his peers in musculoskeletal medicine.

Dr. Ruane graduated from the Philadelphia College of Osteopathic Medicine and served his residency at Doctors Hospital in Columbus, where he was chief resident in Family Medicine. He completed a Fellowship in Sports Medicine with Horizon Orthopedic, the team physicians for MLB's Cleveland Indians.



## GREG BELLISARI, M.D.

### Team Physician

Dr. Greg Bellisari is a Board Certified orthopedic surgeon with fellowship training in Sports Medicine. A Florida native, he completed undergraduate training and medical school at The Ohio State University.

Dr. Bellisari went on to complete a fellowship training program in Sports Medicine at OrthoCarolina while caring for amateur, collegiate and professional

athletes. He is a former professional athlete who played in the NFL after playing college football at Ohio State.

As a medical professional, Dr. Bellisari has been involved in multiple youth and high school sports programs. He is a member of the OhioHealth Sports Medicine Institute and enjoys taking care of central Ohio athletes at all levels. He was nationally nominated as a "Best Doctor" in orthopedic sports medicine in 2017-18 and earned "teacher of the year" for his involvement in the orthopedic residency program.



## LARRY WATSON, M.D.

### Team Physician

Dr. Larry Watson is a board certified orthopedic surgeon with a specialty in Sports Medicine, and was repeatedly voted best orthopedic surgeon and top sports orthopedist in central Ohio by his peers. His special interests include the treatment of knee and shoulder problems associated with sports injuries and overuse.

A former college basketball player, Dr. Watson has spent much of his career dedicated to providing treatment and care to a variety of

athletes of all skill levels. Dr. Watson has served as a team physician for many professional, college, high school and club athletic organizations.

Dr. Watson earned his medical degree at Marshall University School of Medicine in Huntington, West Virginia. He completed his residency in Orthopedic Surgery at The Ohio State University, and Fellowship in Sports Medicine at the University of Western Ontario University Hospital, London, Ontario. Dr. Watson is a proud member of the OhioHealth Sports Medicine Institute.

To learn more about Dr. Watson and his practice, visit [www.orthopedicone.com](http://www.orthopedicone.com).



## JASON DAPORE, D.O.

### Team Physician

Dr. Jason Dapore is a fellowship-trained sports medicine physician with special interests in musculoskeletal ultrasound, platelet rich plasma injection therapy, osteopathic manipulative therapies and sports performance. With his passion for sports and an active lifestyle, Dr. Dapore has dedicated his career to restoring patients—at all levels of activity—back to their fullest.

Dr. Dapore received his medical degree from Ohio University's College of Osteopathic Medicine. He served as Chief Resident for Doctors Hospital Family Medicine program and completed his Primary Care Sports Medicine Fellowship at The Ohio State University.

Dr. Dapore was named to *Columbus Business First* Forty Under 40 Class of 2013. His practice is dedicated to comprehensive non-operative musculoskeletal care from acute injuries to chronic musculoskeletal pain. Dr. Dapore is a proud member of the OhioHealth Sports Medicine Institute. To learn more about Dr. Dapore and his practice, visit [www.spinesportandjointcenter.com](http://www.spinesportandjointcenter.com) or follow him on the social platform X @jdapore.





## MICHAEL BORDER, M.D.

### Team Physician

Dr. Mike Border is an oral and maxillofacial surgeon practicing with Oral and Facial Surgeons of Ohio in Dublin, Ohio. He completed his undergraduate degree at the University of Mount Union, earning a BS in Biochemistry with the distinction of summa cum laude. After graduation, he was accepted into The Ohio State University College of Dentistry where he received his

Doctorate of Dental Surgery in 2015. Dr. Border subsequently completed a six-year oral and Maxillofacial Surgery residency program at Vanderbilt University Medical Center in Nashville, Tennessee.

He earned his medical degree from the Vanderbilt University School of Medicine in 2018 and completed a one-year general surgery internship. Dr. Border is grateful for the opportunity to help support the Columbus Blue Jackets and is excited for a successful season.



## GREGORY A. REKOS, D.D.S., M.S.

### Team Physician

Dr. Gregory Rekos graduated with honors from West Virginia University School of Dentistry. He completed his specialty training in Oral and Maxillofacial Surgery at The Ohio State University, where he also earned his master's degree. He is board certified by the American Board of Oral and Maxillofacial Surgeons.

Dr. Rekos practices the full scope of oral surgery with a special interest in managing facial trauma,

orthognathic surgery, as well as the removal of wisdom teeth and placement of dental implants.

As a former athlete, Dr. Rekos appreciates the injury potential in any sporting activity and has treated athletes of all ages and skill levels. His private practice is located in Dublin, Ohio. He maintains hospital privileges at both Dublin Methodist Hospital and Grant Medical Center.

To learn more about Dr. Rekos and his practice, visit [www.omfso.com](http://www.omfso.com).



## BOB HINKLE, M.D.

### Team Physician

Dr. Robert M. Hinkle is a board certified oral and maxillofacial surgeon. He is proud to be one of the original team physicians for the Columbus Blue Jackets. Dr. Hinkle has extensive experience treating maxillofacial injuries. He has been honored to treat both professional and collegiate athletes. Dr. Hinkle is an Assistant Professor in the Department of Oral and Maxillofacial Surgery at The Ohio State University

College of Dentistry. He recently completed a six-year appointment as a board examiner for The American Board of Oral and Maxillofacial Surgery. He has authored many professional articles and has presented numerous lectures nationally and internationally.

Born and raised in Columbus, Ohio, Dr. Hinkle graduated with honors from The Ohio State University College of Dentistry. He then completed a residency in oral and maxillofacial surgery at Louisiana State Medical Center and Charity Hospital. Dr. Hinkle has practiced oral and maxillofacial surgery in Dublin, Ohio for 31 years. He maintains hospital privileges at Ohio Health Hospitals.



## BEN BURKAM, M.D.

### Team Physician

Dr. Ben Burkam has experience with professional, collegiate, high school and youth sports and he provides comprehensive, compassionate care in diagnosing and treating a wide range of bone, muscle, tendon, ligament, and joint specific conditions.

Dr. Burkam was raised in Delaware, Ohio. After completing his residency at OhioHealth Riverside Methodist Hospital and Sports Medicine Fellowship at

Kettering Health Center / Wright State University, he began his practice in Akron, Ohio for three years, while serving as Team Physician for the Cleveland Indians organization and Kent State University. He returned to central Ohio to join the Non-Surgical Orthopedic

specialists at OhioHealth McConnell Spine, Sport and Joint Center, and now proudly serves at a Team Physician for the Columbus Blue Jackets and Hilliard Davidson High School.

He specializes in osteoarthritis management and uses innovative techniques to treat chronic tendon conditions such as achilles tendinitis, patellar tendinitis, plantar fasciitis and tennis elbow. In addition, he specializes in the diagnosis and management of concussions. Dr. Burkam utilizes nonsurgical treatment methods to treat a variety of bone, joint and muscle conditions.

To learn more about Dr. Burkam and his practice, visit <https://www.ohiohealth.com/locations/orthopedics/mcconnell-spine-sport-and-joint-center/>

#### MEDICAL SUPPORT STAFF

##### DENTISTRY:

Andy Gilbert, D.D.S., M.S.  
Douglas Goff, D.D.S.

##### NEUROPSYCHOLOGIST:

Robert Bornstein, PhD

##### OPHTHALMOLOGY:

Ken Cahill, M.D.  
Greg Denaeayer, O.D.  
Alice Epitropoulos, M.D.  
Karl Pappa, M.D.

##### TEAM PHYSICAL THERAPIST:

Ryan Goodman, MPT, OhioHealth



## MIKE VOGT

### Head Athletic Trainer

Mike Vogt joined the Columbus Blue Jackets as the head athletic trainer during the summer of 2008 after spending seven seasons with the Minnesota Wild as the club's assistant athletic trainer. He served as an athletic trainer for Team USA's Men's Ice Hockey Team that earned a bronze medal at the 2015 IIHF World Championships in Prague, Czech Republic.

During the lockout season of 2004-05, Vogt served as the head athletic trainer for the University of Minnesota's men's hockey team. Prior to joining the Wild, he served as the head athletic trainer/strength and conditioning coach for

the WNBA's Minnesota Lynx and the head athletic trainer/strength and conditioning coach for the two-time ABL Champion Columbus Quest. Vogt brings 25-plus years of amateur and professional sports medicine experience to the Blue Jackets.

A native of Canton, Ohio, Vogt earned his bachelor of science degree from The Ohio State University in 1994. He is also certified as a Certified Strength and Conditioning Specialist, earning that certificate in 1999. He is a member of the National Athletic Trainers' Association, Ohio's Athletic Trainers' Association, Professional Hockey Athletic Trainers society, and the National Strength and Conditioning Association.

He and his wife, Monica, reside in Upper Arlington with their son, Cole, and daughter, Olivia.



## CHRIS STRICKLAND

### Assistant Athletic Trainer

Chris Strickland joined the Blue Jackets as assistant athletic trainer in 2008 after spending four years with the Colorado Rockies (MLB), where he was named the 2007 Rockies Player Developmental Man of the Year. Strickland was a part of the organization in 2007 when the Rockies advanced to the World Series winning the National League Championship. This past summer of 2023, Strickland worked with Team USA as an athletic

trainer at the Hockey World Championships in Tampere, Finland. His experience also includes five years in the NBA with the Minnesota Timberwolves, Cleveland Cavaliers, and Dallas Mavericks; as well as serving as the head athletic trainer with the Saint Paul Saints Baseball Club for six years.

He is a graduate of the University of North Texas, where he received a degree in Kinesiology and Biology with an emphasis in Sports Medicine. As well as earning a Master of Science degree in Rehabilitative Science from California University of Pennsylvania in 2009.

Strickland is a nationally certified athletic trainer, holds a license in massage therapy, and is certified in Dry Needling and Graston Technique. Additionally, Strickland holds a certification in corrective exercise from the National Academy of Sports Medicine. He is a member of the Professional Hockey Athletic Training Society (PHATS), National Athletic Trainers Association (NATA), Southwest Athletic Trainers Association (SWATA), and the Great Lakes Athletic Trainer Association (GLATA).

He and his wife Zenia are the parents of daughters, Azul, Genesis, Cielo, and son, Presley.



## NATES GOTO

### Assistant Athletic Trainer

Naoto "Nates" Goto joined the Columbus Blue Jackets as assistant athletic trainer in June 2012. Prior to joining the club, he spent seven seasons with the New York Islanders, including six as the assistant athletic trainer and one as the team's massage therapist.

He arrived in New York after serving as the head athletic trainer for the Niagara University men's ice hockey team from 1996-2005. During that time, he also worked with the Florida Panthers as an athletic trainer and was the head athletic trainer for the 2003 Men's NCAA Frozen Four Tournament held at HSBC Arena in Buffalo, New York. His

experience also includes stints at Siena College, Rensselaer Polytechnic Institute, the Arena Football League's Albany Firebirds, as well as at the 1992 USA Cup Hockey Tournament and the summer Empire State Games from 1991-96.

A member of the National Athletic Trainers' Association, Goto received a bachelor's degree in physical education from Nippon Sports Science University in Tokyo, Japan and a master's degree in physical education while completing the N.A.T.A. Approved Graduate Athletic Training Curriculum at Western Michigan University.

Goto is a NATA certified Athletic Trainer and Licensed Athletic Trainer in Ohio, as well as a Licensed Massage Therapist in New York and Ohio.



## DYLAN DEWEY

### Assistant Athletic Trainer

Dylan Dewey joined the Columbus Blue Jackets as an assistant athletic trainer in July 2023. Prior to joining the club, Dewey spent three seasons as Head Athletic Trainer for the Florida Everblades in the ECHL, where the team captured Kelly Cup championships in 2022 and 2023.

He arrived in Florida after spending the 2018-19 season as the Athletic Trainer for the Evansville

Thunderbolts of the Southern Professional Hockey League (SPHL). He also served an athletic training internship with the Tampa Bay Lightning during the 2017-18 regular season and playoffs.

A 2016 graduate of the University of Central Florida, Dewey earned his bachelor's degree in Exercise Science with a focus on human performance. He then completed his master's degree in Athletic Training at the University of South Florida in May 2018.

Dewey and his wife, Caytee, reside in Grandview.





## JAMIE HEALY

### *Equipment Manager*

Jamie Healy was named equipment manager for the Columbus Blue Jackets in September 2022 after previously serving as an assistant equipment manager for the club since prior to the inaugural 2000-01 season. He also served as an equipment manager for Team USA's Men's National Ice Hockey Team that earned bronze medals at the 2015 IIHF World Championships in Prague, Czech Republic and the 2021 IIHF World

Championships in Riga, Latvia and competed at the 2023 IIHF World Championships in Tampere, Finland.

Prior to coming to Columbus, Healy spent the 1999-00 season as equipment manager for the East Coast Hockey League champion Peoria Rivermen. The Kalamazoo, Michigan native has also served as the equipment manager for the Alexandria Warthogs (WPHL, 1998-99) and Kalamazoo Wings (IHL, 1993-95).

His family includes wife, Darlene, and sons, Garrett and Brendan. The family resides in Columbus.



## JASON STYPINSKI

### *Assistant Equipment Manager*

Jason Stypinski joined the Blue Jackets as an equipment assistant prior to the 2005-06 season. Prior to joining the club, he served as a facilities director for the Chiller Ice Rinks and also worked Blue Jackets games as a locker room attendant for visiting teams playing at Nationwide Arena.

Stypinski spent several years as an equipment manager in the ECHL, serving in that capacity for the Peoria Rivermen (2000-01), Jackson Bandits (1999-00), Columbus Chill (1996-99) and Jacksonville Lizard Kings (1995-96).

Stypinski and his wife, Megan, are the parents of daughters, Brynne and Hayden.



## DUSTIN HALSTEAD

### *Assistant Equipment Manager*

Dustin Halstead joined the Columbus Blue Jackets in September 2022 after spending 11 years as the head equipment manager for the Cleveland Monsters in the American Hockey League.

A Cheyenne, WY, native, Halstead began his career as a locker room attendant for the Colorado Avalanche

from 1999 to 2005. Halstead was named the team's assistant equipment manager from 2006 to 2011 before moving to Cleveland, Ohio to begin his tenure with the Monsters. During his time with Cleveland, Halstead was a part of the 2016 Calder Cup Championship team and worked his 1,000th professional game on December 8, 2021.

Halstead and his daughter Quinn reside in Columbus.



## TRAVIS WARD

### *Assistant Equipment Manager*

Travis Ward joined the Columbus Blue Jackets in July 2023 after spending the previous two seasons as the equipment manager of the South Carolina Stingrays in the ECHL.

Prior to joining the Stingrays, Ward served as the head equipment manager for the University of Alaska Anchorage men's hockey team from 2019 to 2021.

Ward, a native of Washington, D.C., started his career in 2015 with the Washington Capitals organization as the equipment manager for the MedStar Capitals Iceplex. There, he assisted the Capitals with training camp, rookie camp, and managed all equipment for the Washington Little Capitals of the AYHLNAPHL.





# CLUB INFORMATION





The Columbus Blue Jackets Foundation is dedicated to the health and wellness of children in central Ohio. The Foundation dedicates time, resources and financial support to organizations making a difference in the areas of pediatric cancer, education, health and safety, and the growth and development of amateur hockey.

In 2022-23, the CBJ Foundation's collective community impact totaled more than \$2 million, including more than \$958,000 awarded to 24 local charitable and youth hockey organizations during the Foundation's most recent grant cycle. Since its inception in 2000, the CBJ Foundation has awarded over \$14 million to various nonprofit organizations throughout central Ohio.

## FIGHT AGAINST PEDIATRIC CANCER

The Columbus Blue Jackets unite the hockey community in the NHL's fight against cancer by hosting Hockey Fights Cancer Night, presented by OhioHealth. Pediatric cancer has been a primary area of focus for the Blue Jackets Foundation since the team's inception granting over \$4,000,000 to local organizations dedicated to the fight. Throughout the season, the team provides unique experiences and recognition to patients and their families, serving as a source of therapy through distraction.



## HEALTH & SAFETY

The Blue Jackets and CBJ Foundation are committed to health and safety by teaching kids the importance of taking care of their bodies and encouraging the use of proper safety equipment. Over the past six years, Blue Jackets players and staff have partnered with Columbus Recreation and Parks to build and install eight Blue Jackets-themed playgrounds throughout central Ohio. Mayor Andrew Ginther joined the Blue Jackets at the dedication and ribbon-cutting at Driving Park Community Center where the final playground was built to celebrate the culmination of the \$400,000 investment.



## GROWTH & DEVELOPMENT OF AMATEUR HOCKEY

Since the team's arrival and the Foundation's introduction in 2000, we have worked tirelessly to grow the game we love. Our commitment to the development of youth hockey and reducing barriers to the sport runs deep because we believe everyone should have a chance to play.

## EDUCATION

A priority of the Blue Jackets has been, and continues to be, making reading accessible to all children in our community. The Foundation invests in Education Through Literacy to ensure every child has access to reading resources. In a partnership with Community Shelter Board and other local organizations, the Foundation provides books and educational resources to children in need. The CBJ Foundation also provides



# COLUMBUS BLUE JACKETS FOUNDATION

For more information about the Blue Jackets Foundation, visit [BlueJackets.com/foundation](https://www.bluejackets.com/foundation).



# HOCKEY IN THE CLASSROOM



## **BOOK JACKETS READING INCENTIVE PROGRAM** presented by Ohio's 529 Plan, CollegeAdvantage

The Book Jackets reading program, presented by Ohio's 529 Plan, CollegeAdvantage, is a literacy incentive initiative established by the team in 2000 using the excitement of Columbus Blue Jackets hockey to encourage students in grades K-8 to spend more time reading. The program is easy for teachers to implement and helps students to become all-star readers by tracking minutes read and providing great Blue Jackets incentives to reach reading goals.

## **POWER PLAY CHALLENGE** powered by OhioHealth

The Blue Jackets Power Play Challenge is a FREE hockey-themed wellness curriculum designed to assist physical education teachers in the fight against childhood obesity. The program, offered at no cost to elementary schools, is centered around five CBJ-themed activities that students can complete during PE class focused on staying active and making healthy choices. Each school receives complimentary street hockey equipment, staff training and curriculum, student incentives, and a field trip to an OhioHealth Chiller location for ice skating along with a stick and ball for each student to keep to further encourage play at home.

## **STUDENT ACHIEVERS** powered by AEP

The Columbus Blue Jackets are proud to offer Student Achievers as a program that recognizes high performing and improved students for their academic accomplishments in grades K-12. Through Student Achievers, students that receive straight A's, or improve a full letter grade in one subject, over the course of a grading period are eligible to receive CBJ prizes.

## **FUTURE GOALS - HOCKEY SCHOLAR™** powered by EVERFI

The NHL and the NHL Players Association have launched a North American education initiative, Future Goals - Hockey Scholar™. This digital course, with both a math and science edition, leverages highly interactive gameplay and the sport of hockey to reinforce key concepts like scientific thinking and data analysis, exposing students to foundational science, technology, engineering, and math (STEM) concepts through real-life applications. This curriculum uses hockey as a learning vehicle, is aligned to state science and math standards for grades 4-8, and also introduces students to STEM careers in hockey.

## **PARTNERS IN EDUCATION**

Avondale Elementary, on the near west side of Columbus, is the Blue Jackets official "Adopt-A-School" partner. This partnership includes beautification projects at the school by team staff and volunteers, Career Day presenters, guest speakers, and engaged Blue Jackets staffers that participate as pen pals with students. The students also visit Nationwide Arena for an annual party during which they meet their pen pals.

**For more information about the Blue Jackets Community Education initiatives, visit [BlueJackets.com/Education](http://BlueJackets.com/Education).**



**CLUB INFORMATION**





The Columbus Blue Jackets and the Columbus Blue Jackets Foundation are committed to the development of youth and amateur hockey. From street hockey initiatives to learn-to-play programs, our goal is to remove barriers of entry and introduce more families into the hockey community.

Through a variety of programming and events, the Columbus Blue Jackets Fan Development Department introduces and encourages participation in the sport of hockey to as many people as possible, educating new fans about the game and assisting in the development of the hockey community at all levels. For more information, visit [BlueJackets.com/youthhockey](http://BlueJackets.com/youthhockey).



## GET OUT AND LEARN! presented by Safelite in association with Apex Pros

The Blue Jackets invite first-time participants, boys and girls ages 5 to 9, to try hockey for free through the Get Out And Learn program. These FREE 30-minute street and ice hockey clinics are held year-round at local rinks introducing the sport to 1,500+ kids each year. Participants receive their own CBJ-branded stick to keep.



## BLUE JACKETS LEARN TO PLAY presented by Performance Columbus in association with Moo Moo Car Wash

Part of a National Hockey League-wide initiative, in partnership with the National Hockey League Players' Association, the Blue Jackets Learn to Play program, presented by Performance Columbus in association with Moo Moo Car Wash, provides first-time participants ages 4-10 age-appropriate instruction through USA Hockey and certified coaching in a fun and safe atmosphere. The program is led by former Blue Jackets player Andrew Cassels. This program, which also gives participants free head-to-toe equipment, is designed to reduce cost barriers associated with an introductory program and simplifies the hockey pathway for kids ages 10-and-under.



## STREET HOCKEY

Through partnerships with the YMCA of Central Ohio and city parks and recreation departments, the Blue Jackets have bolstered their street hockey offerings to include community clinics, staff training, curriculum and equipment donation. These free, grassroots initiatives – CBJ Hockey To Go and Summer Takeover presented by Huntington, and Street Jackets and Skills and Drills – provide kids the opportunity to learn the basic skills of hockey while developing important skills. All a kid needs to participate is a pair of sneakers.



## HIGH SCHOOL HOCKEY

The Blue Jackets support the growth and awareness of high school hockey across Ohio. To support central Ohio high school hockey, the Blue Jackets Cup is the regular season ending tournament for 40+ high school hockey teams playing in the Capital Hockey Conference and the Ohio Scholastic Hockey League. The Blue Jackets and Nationwide Arena, in partnership with the Ohio High School Athletic Association, host the OHSAA Championships every March. In addition, all OHSAA team jerseys are on permanent display at Nationwide Arena.



## OHIO AAA BLUE JACKETS

Established in 2004, the Ohio AAA Blue Jackets program prides itself on being the premier youth hockey program in Ohio. With an everyday mission to develop its student-athletes to reach their potential on and off the ice, the program aims to provide a healthy and safe environment for the elite player to grow through the great game of hockey. The organization has helped advance hundreds of players to the junior and collegiate levels. There are currently eight boys teams that compete at the highest level of USA Hockey from 10U to 18U and a newly established AAA girls program that fields teams at the 12U, 14U and 16U levels. The program has produced seven homegrown NHL players including current Blue Jackets Sean Kuraly, Jack Roslovic and Carson Meyer, Chicago Blackhawks' assistant captain Connor Murphy, Kiefer Sherwood, Kole Sherwood and Justin Richards. Other prominent alumni include Cleveland Monsters head coach Trent Vogelhuber as well as AHL players Cole Cassels and Jerad Rosburg.



## BLUE JACKETS MOBILE TOUR

The Blue Jackets Mobile Tour features a 50' branded truck that has been customized to convert into a fully furnished lounge area where fans can gather at events throughout Central Ohio. The truck is equipped with three 60" televisions offering fans the opportunity to play the newest NHL video games. Additional attractions include an inflatable rink, goalie shoot, plinko board and more!



Throughout the year, Blue Jackets players, team personalities, staff and season ticket holders give their time, attention and more to give back to the community. For more information about the Blue Jackets in the community, visit [BlueJackets.com/Community](http://BlueJackets.com/Community).



## NATIONWIDE CHILDREN'S HOSPITAL VISIT

The Blue Jackets' visit to Nationwide Children's Hospital has become a long-standing tradition for the organization. On this day, all CBJ players visit children receiving various treatments. During this visit, the players provide each child with a Courage Kit filled with CBJ toys and other items.



## FIRST RESPONDERS NIGHT presented by Jet's Pizza

Each season we honor the tireless effort of incredible individuals in the community during First Responder Night. The night includes themed activities, fundraisers, and tributes to show support and gratitude for the efforts of incredible individuals in the first responder community.



## PLAYER DAY OF SERVICE presented by COTA

Each season, the Blue Jackets players spend a day off the ice helping serve the community at various non-profits like Mid-Ohio Food Collective and the Furniture Bank of Central Ohio.



## TOY DRIVE

Each season, the club supports the Big 10TV Toy Drive, which collects toys for the Salvation Army's Christmas Cheer program to make holiday gifts possible for families in need. In addition to an in-game toy collection, the CBJ staff, along with the significant others of team players, volunteer at the Christmas Cheer toy distribution.

## BLOOD DRIVE

Each year the Columbus Blue Jackets team up with the American Red Cross during the month of September to help save lives through the Columbus Blue Jackets blood drive campaign. This campaign includes a special drive at Nationwide Arena and several others throughout central Ohio.



## RECYCLE THE GAME presented by ADS

In an effort to eliminate barriers to playing hockey, the Blue Jackets collect used equipment at the OhioHealth Chiller Ice Rinks to be sold at an annual Equipment Sale presented by ADS. In addition to being able to purchase equipment at affordable prices, proceeds from the sale are reinvested in the local youth hockey community.



## MILITARY APPRECIATION presented by Elk + Elk

The Blue Jackets salute those who served or are serving in the nation's armed forces during the club's annual Military Appreciation Night, presented by Elk & Elk. To show support and gratitude for all active and retired service members, the Blue Jackets provide over 1,000 tickets for service members to enjoy the game. In addition to this special evening, a member of our military is recognized at every home game.





For over two decades, Nationwide Arena has been home to the NHL's Columbus Blue Jackets and one of the premier arenas in the world. Located in downtown Columbus, Nationwide Arena is the crown jewel of The Arena District, a one-of-a-kind neighborhood featuring world-class sports and entertainment, restaurants, bars, office buildings and residential space. Located on the corner of Nationwide Boulevard and Front Street, the arena was built on the site of the historic Ohio State Penitentiary. The arrival of the Blue Jackets and Nationwide Arena was the result of an unprecedented partnership between the McConnell family, Nationwide Insurance and other civic leaders that transformed Ohio's capital city.

Nationwide Arena opened in September 2000 with back-to-back sold out concerts featuring country music superstars Tim McGraw and Faith Hill. In addition to NHL regular season and Stanley Cup Playoffs games, the venue also hosted the 2007 NHL Draft, 2015 NHL All-Star Game and served as the training camp home for Team USA prior to the 2004 and 2016 World

Cup of Hockey tournaments. Hockey, however, is just the beginning as the multipurpose facility welcomes one million-plus guests each year.

Nationwide Arena, which is home to the 2024 U.S. Figure Skating Championships, has hosted numerous NCAA competitions including women's basketball and volleyball final fours, NCAA men's basketball first and second round games, and countless other special events. The arena is a must-play for the world's best musical acts, hosting everything from A (Andrea Bocelli, Ariana Grande, Aerosmith) to Z (Zac Brown Band) and everyone in between (Bruce Springsteen U2, Prince, The Rolling Stones, Taylor Swift, Foo Fighters and the list goes on.), including local legends like Twenty One Pilots and CAAMP.

For more information on upcoming events, concerts, conventions and more hosted by Nationwide Arena, visit [NationwideArena.com](http://NationwideArena.com), "like" us at [Facebook.com/NationwideArenaColumbus](https://www.facebook.com/NationwideArenaColumbus), or follow along on X, Instagram & TikTok (@NationwideArena).

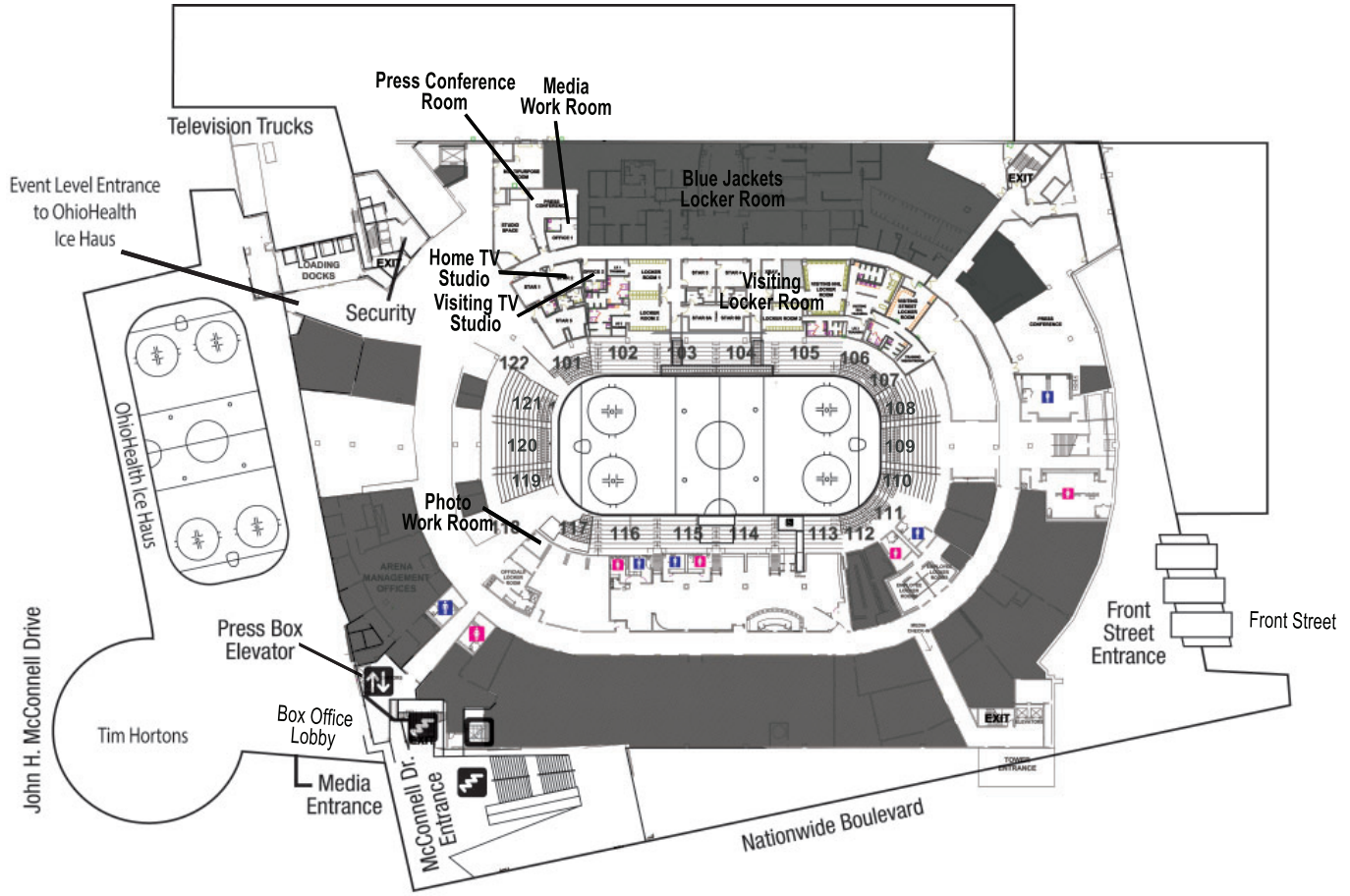


CLUB INFORMATION





# ARENA MAP & DIRECTIONS



## DIRECTIONS TO NATIONWIDE ARENA AND OHIOHEALTH ICE HAUS

Nationwide Arena is located at 200 West Nationwide Blvd. on the north side of downtown Columbus.

### FROM NORTH (ON I-71)

South on I-71 to I-670 West. Exit at Neil Avenue. Turn left at intersection onto Neil Avenue. Proceed to the signed event parking entrances. -or- South on I-71 to I-670 West. Exit onto N. Third St. Turn right onto Chestnut Street. Proceed to the signed event parking entrances on Chestnut Street.

### FROM NORTH (ON OH-315)

South on OH-315 to I-670 East. Exit at Neil Avenue. Turn right at intersection onto Neil Avenue. Turn left onto Nationwide Blvd. Proceed to the signed event parking entrances.

### FROM SOUTH (ON I-71)

North on I-71. Exit at Front St. (#100A). Turn left at intersection onto Front Street. Proceed North on Front Street to signed event parking entrances near Front Street and Nationwide Blvd.

### FROM EAST (ON I-70)

West on I-70. Get off at Downtown exit. Continue onto Mound Street to Front Street. Turn right onto Front Street. Proceed North on Front Street to signed event parking entrances near Front Street and Nationwide Blvd.

### FROM EAST (ON I-670)

West on I-670. Exit at Neil Avenue. Turn left at intersection onto Neil Avenue. Proceed to the signed event parking entrances.

### FROM WEST (ON I-70)

East on I-70 to I-670 East. Exit at Neil Avenue. Turn right at intersection onto Neil Avenue. Turn left onto Nationwide Blvd. Proceed to the signed event parking entrances. -or- East on I-70 to OH-315 North to I-670 East. Exit at Neil Avenue. Turn right at intersection onto Neil Avenue. Turn left onto Nationwide Blvd. Proceed to the signed event parking entrances.

### FROM WEST (ON I-670)

East on I-670. Exit onto Neil Avenue. Turn right at intersection onto Neil Avenue. Turn left onto Nationwide Blvd. Proceed to the signed event parking entrances.





One outstanding feature that sets Nationwide Arena apart as a premier sports and entertainment facility is the OhioHealth Ice Haus, the club's official practice rink attached to the main arena. The Blue Jackets hold the distinction of being the first team in the National Hockey League to have its practice rink located at the same location where it plays its games. This unique configuration has since been used as a model for new NHL buildings.

The OhioHealth Ice Haus is a 63,000-square-foot facility located on the west side of Nationwide Arena. It contains four separate team locker rooms and one officials' room. As the practice home of the Blue Jackets and the official home rink of the Ohio Junior Blue Jackets Tier 1 AAA hockey program and several Central Ohio high school teams, the OhioHealth Ice Haus features fixed seating for 750 people and an overall capacity of 1,500.

In addition, the facility is also used for youth hockey, figure skating, public skating and private rentals. During Blue Jackets games, fans may check out the action within the OhioHealth Ice Haus from the open viewing areas located on the main concourse and inside the arena's pub.

In addition to the OhioHealth Ice Haus in downtown Columbus, other facilities within the family of OhioHealth Chiller Ice Rinks include three suburban locations – OhioHealth Chiller Dublin, OhioHealth Chiller Easton, and OhioHealth Chiller North. Each location has two sheets of ice with OhioHealth Chiller North recently adding a third sheet to keep up with the demand in Central Ohio. The expansion added one regulation National Hockey League rink, four public locker rooms with shower facilities, as well as six private locker rooms that can serve as home base for area high school or travel hockey teams. The additional sheet of ice provides approximately 80 weekly hours for high-demand programming at the facility.

Also, part of the OhioHealth Chiller family, the OhioHealth Chiller Ice Works is a single-rink facility located in Worthington. Outside of central Ohio, the Chiller Ice Rinks group operates NTPRD (National Trail Parks and Recreation District) Chiller in Springfield, Ohio, as well.

**For additional information on any of the rinks, visit [www.thechiller.com](http://www.thechiller.com).**



**OhioHealth Ice Haus**  
200 W. Nationwide Blvd.  
Columbus, OH 43215  
(614) 246-3380

**OhioHealth Chiller Dublin**  
7001 Dublin Park Dr.  
Dublin, OH 43016  
(614) 764-1000

**OhioHealth Chiller Easton**  
3600 Chiller Lane  
Columbus, OH 43219  
(614) 475-7575

**OhioHealth Chiller North**  
8144 Highfield Dr.  
Lewis Center, OH 43035  
(614) 549-0009

**OhioHealth Chiller Ice Works**  
401 E. Wilson Bridge Rd.  
Worthington, OH 43085  
(614) 433-9600

**NTPRD Chiller**  
301 West Main St.  
Springfield, OH 45504  
(937) 323-RINK (7465)



## BLUE JACKETS ON BALLY SPORTS OHIO

Bally Sports Ohio has been the television home of Blue Jackets hockey since the inaugural 2000-01 season, and its Emmy-winning coverage will feature 79 regular season games during the 2023-24 season.

The Bally Sports Ohio/Blue Jackets broadcast team features play-by-play announcer Jeff Rimer, color analyst and former CBJ wing Jody Shelley, studio analyst and former CBJ defenseman Jean-Luc Grand-Pierre, host Brian Giesenschlag and rink side reporter Dave Maetzold.

Bally Sports Ohio brings the excitement of the NHL to homes across Ohio, as well as parts of Kentucky and West Virginia. Throughout the season, live game night coverage on Bally Sports Ohio begins with Blue Jackets Live presented by Central Ohio Toyota Dealers, a 30-minute pre-game show featuring highlights, player interviews and analysis.

Coverage continues after the game with the post-game edition of Blue Jackets Live presented by IGS Energy. The pre- and post-game shows are hosted by Giesenschlag and Grand-Pierre.



### JEFF RIMER

#### Television Play-by-Play

Jeff Rimer is the play-by-play announcer for Columbus Blue Jackets hockey on Bally Sports Ohio and has enjoyed a broadcasting career that spans over six decades. He has spent the past three decades years calling play-by-play action on television for the Blue Jackets, Florida Panthers and Washington Capitals and called

his 2,000th NHL game on Mar. 11, 2017 at Buffalo.

The Toronto, Ontario native began his career with CFAC-Radio in Calgary and then spent over four years working for the Canadian Broadcast Company, including serving as the network's gymnastics commentator during the 1976 Summer Olympic Games in Montreal. He also served as the sports director at CFCF-Radio in Montreal for eight years during which time he hosted Montreal Canadiens pre- and post-game shows.

Rimer moved to the Baltimore-area in 1984 as game host for the Capitals on Home Team Sports (HTS) and WDCA-TV and took over play-by-play duties in 1990. He also served as the sports director at WBAL-Radio in Baltimore, hosting pre- and post-game shows for Orioles baseball, co-hosted syndicated college basketball shows with Billy Packer and Maryland Head Coach Gary Williams and was a sideline reporter for Maryland Terrapins football. He was awarded a regional Emmy Award for his play-by-play work and won a United Press International National Broadcasting Award for his work at WBAL.

In 1993-94, Rimer was the play-by-play voice of the Capitals and the expansion Florida Panthers before taking over full-time in Florida the following season. He would spend 11 seasons with the Panthers before joining the Blue Jackets and FOX Sports Ohio prior to the 2004-05 campaign.

Rimer and his wife, Ferrel, are the parents of son, Josh, and daughter, Kylie. The couple has three grandchildren.



### JODY SHELLEY

#### Television Analyst & Team Ambassador

Former Columbus Blue Jackets forward Jody Shelley rejoined the organization in August 2013 when he was named a broadcast associate and team ambassador. He began serving as the club's television color analyst on Bally Sports Ohio in 2014. In addition to his broadcast duties, the Columbus fan favorite is also actively

engaged in various business and community initiatives for the franchise, including leading the organization's alumni group.

In addition to his duties on Bally Sports Ohio, Shelley is featured on Jackets TV on BlueJackets.com and co-hosts "The Inside Edge" with club radio play-by-play announcer Bob McElligott, a weekly radio show on the Blue Jackets Radio Network and flagship station Sports Radio 97.1 The Fan.

Shelley, who retired in 2013 after a career that spanned 16 years and over 600 NHL games, was signed by the Blue Jackets as a free agent on Jan. 31, 2001 and made his NHL debut with the club against the Pittsburgh Penguins on Feb. 17, 2001. He went on to appear in 380 games with the club, registering 11 goals and 18 assists for 29 points with 1,025 penalty minutes. He led the Blue Jackets in penalty minutes four times (2001-06) and owns the club record for penalty minutes in a season with 249 PIM in 2002-03. Through

the 2018-19 campaign, Shelley sits second on the club's all-time list in penalty minutes. He was also an active participant in the club's community initiatives through the Columbus Blue Jackets Foundation and received the team's Community Service Award for the 2006-07 season.

After leaving Columbus in January 2008, Shelley spent parts of three seasons with the San Jose Sharks. He then joined the New York Rangers during the 2009-10 season before spending his final three campaigns with the Philadelphia Flyers. He wrapped up his NHL career with 18-36-54 and 1,538 penalty minutes in 627 games. He also appeared in nine Stanley Cup Playoff games with San Jose and Philadelphia.

Prior to turning professional, he spent three seasons with the Halifax Mooseheads of the Quebec Major Junior Hockey League. He tallied 48-50-98 and 933 penalty minutes in 181 games from 1994-97 and had his number 25 retired by the club. He began the 1997-98 season at Dalhousie University before making his pro debut with the American Hockey League's Saint John Flames that same year.

Shelley was born on February 7, 1976 in Thompson, Manitoba and raised in Yarmouth, Nova Scotia. He and his wife, Mandy, are the parents of a son, Owen, and daughter, Evelyn. The family resides in Powell.





## JEAN-LUC GRAND-PIERRE

### *Pre- and Post-Game TV Analyst*

Original Blue Jacket Jean-Luc Grand-Pierre rejoined the organization as a studio analyst for the club's broadcast team on Bally Sports Ohio on September 3, 2019. He joins Brian Gienschlag on Blue Jackets Live pre- and post-game shows and intermissions during games televised by the network.

Grand-Pierre, who served as a contributor on Blue Jackets radio broadcasts during the Stanley Cup Playoffs from 2017-19, was a member of the Blue Jackets' inaugural team in 2000-01. He appeared in 202 games with the club, registering four goals and 10 assists for 14 points with 239 penalty minutes between 2000-04. He tallied 7-13-20 and 311 penalty minutes in 269 career

NHL games with Columbus, Buffalo, Atlanta and Washington and went on to play professionally in Sweden, Finland and Germany before retiring in 2013.

A native of Montreal, Quebec, Grand-Pierre was a seventh-round pick of the St. Louis Blues in the 1995 NHL Draft. He played for Beauport and Val-d'Or in the Quebec Major Junior Hockey League before making his professional debut with the American Hockey League's Rochester Americans in 1997-98 and appearing in his first NHL game with the Sabres the following season. He was acquired by Columbus in a trade with Buffalo on June 23, 2000.

He and his wife, Jennifer, are the parents of a daughter, Darby, and son, Denny. Darby is a science teacher at New Albany middle school and Denny in his freshman year of college. The family resides in New Albany.

## BLUE JACKETS RADIO NETWORK

Fans can listen to Bob McElligott call Blue Jackets game action with host Dylan Tyrer on radio in Columbus via flagship station WBNS FM 97.1 or WXZX FM 105.7 during Ohio State football and basketball conflicts. Games can also be heard streaming on BlueJackets.com and the Blue Jackets app, as well as on radio across Ohio and West Virginia via the Columbus Blue Jackets Radio Network affiliates:

WSAI-AM 1360 Cincinnati; WNCO-AM 1340 Ashland/Mansfield; WING-AM 1410 Dayton; WKTN-FM 95.3, Kenton; WJAW-FM 100.9 McConnelville; WMOA-AM

1490/FM 101.3 Marietta; WFOB-AM 1430, WBVI- FM 96.7 Fostoria; WMRN-AM 1490 Marion; WLTP-AM 910, Parkersburg, WV; WFIN-AM 1330/FM 95.5 Findlay/Bowling Green; WWSR-FM 93.1 Lima; WEOL-AM 930/FM 100.3, Elyria/Lorain; WMOH-AM 1450 Hamilton; WJER-AM 1450, Dover/New Philadelphia; WINT-AM 1330/FM 100.5 Willoughby/Ashtabula; WMOV-AM 1360/FM 93.5 Ravenswood/Ripley, WV; WDLR-AM 1550/FM 96.7 Delaware/Marysville.



## BOB McELLIOTT

### *Radio Play-by-Play*

Bob McElligott joined the Columbus Blue Jackets broadcast team as radio broadcaster in August of 2009 and assumed play-by-play duties prior to the 2013-14 season. In addition to describing the action of all 82 regular season games, as well as playoff games, McElligott hosts #CBJin30, a podcast that airs throughout

the season. The podcast can be found at bluejackets.com, the CBJ mobile app and you can subscribe wherever you find your favorite podcasts. McElligott also gets together with TV color analyst Jody Shelley to bring you The Inside Edge at 7:00 p.m. Wednesday nights on 97.1 The Fan, flagship station of the Blue Jackets Radio Network. You can also find him hosting features on Jackets TV, available at bluejackets.com and the CBJ mobile app.

Before moving to Columbus, McElligott spent ten seasons serving as the broadcaster for the Syracuse Crunch, the Blue Jackets' American Hockey League affiliate at the time. In addition to calling the action on radio and television for the Crunch, he produced a regular Crunch feature for the Blue Jack-

ets Radio Network and called play-by-play action during several Blue Jackets games as a fill in.

Beyond his work with the AHL club, the Somerset, Pennsylvania native has been the radio and television voice of the Syracuse Chiefs of the International Baseball League. McElligott has called football, basketball, hockey and lacrosse at both the collegiate and high school levels for Spectrum and ESPN3.com. He has also hosted talk shows and provided morning and afternoon sports updates at WSYR in Syracuse.

McElligott began his career in professional sports as the mascot for the Johnstown (PA) Chiefs of the ECHL. He later served as the radio voice of the team. McElligott has also called Single-A baseball in Kinston (NC), Wilmington (DE), Prince William (VA) and Salem (VA), all members of the Carolina League.

Outside of the Blue Jackets, McElligott helps as a consultant to students in the video production program at Bishop Hartley High School. He also works with students on internet broadcasts of Hartley football and baseball games.

He and his wife, Kathy, are the parents of sons, Matthew and Braden.





# PLAYERS





## DRAFT (RD/PICK)

<b>2011</b>	Boone Jenner (2nd/37th)
<b>2012</b>	
<b>2013</b>	
<b>2014</b>	Elvis Merzlikins (3rd/76th)
<b>2015</b>	Zach Werenski (1st/8th)
<b>2016</b>	Andrew Peeke (2nd/34th) Calvin Thurkauf (7th/185th)
<b>2017</b>	Alexandre Texier (2nd/45th) Daniil Tarasov (3rd/86th) Emil Bemstrom (4th/117th) Carson Meyer (6th/179th)
<b>2018</b>	Liam Foudy (1st/18th) Kirill Marchenko (2nd/49th) Tim Berni (6th/159th) Trey Fix-Wolansky (7th/204th)
<b>2019</b>	Dmitri Voronkov (4th/114th) Tyler Angle (7th/212th)
<b>2020</b>	Yegor Chinakhov (1st/21st) Samuel Knazko (3rd/78th) Mikael Pyyhtia (4th/114th) Ole Julian Bjorgvik-Holm (5th/145th)
<b>2021</b>	Kent Johnson (1st/5th) Cole Sillinger (1st/12th) Corson Ceulemans (1st/25th) Stanislav Svozil (3rd/69th) Guillaume Richard (4th/101st) Nikolai Makarov (5th/132nd) James Malatesta (5th/133rd) Martin Rysavy (7th/197th)
<b>2022</b>	David Jiricek (1st/6th) Denton Mateychuk (1st/12th) Luca Del Bel Belluz (2nd/44th) Jordan Dumais (3rd/96th) Kirill Dolzhenkov (4th/109th) Sergei Ivanov (5th/138th) James Fisher (7th/203rd)
<b>2023</b>	Adam Fantilli (1st/3rd) Gavin Brindley (2nd/34th) William Whitelaw (3rd/66th) Andrew Strathmann (4th/98th) Luca Pinelli (4th/114th) Melvin Strahl (5th/156th) Oiva Keskinen (7th/194th) Tyler Peddle (7th/224th)

## FREE AGENT (SIGNED)

<b>2011</b>	
<b>2012</b>	
<b>2013</b>	
<b>2014</b>	
<b>2015</b>	
<b>2016</b>	
<b>2017</b>	
<b>2018</b>	Eric Robinson (Mar. 26) *
<b>2019</b>	
<b>2020</b>	Jake Christiansen (Mar. 4) *
<b>2021</b>	Josh Dunne (Mar. 14) * Justin Danforth (May 3) Sean Kuraly (July 28) Brendan Gaunce (July 30)
<b>2022</b>	Jef Greaves (Feb. 20) * Billy Sweezey (Mar. 7) Nick Blankenburg (Apr. 8) * Marcus Bjork (May 5) * Erik Gudbranson (July 13) Johnny Gaudreau (July 13) Nolan Lalonde (Oct. 2) *
<b>2023</b>	Cameron Butler (Mar. 16) * Hunter McKown (Mar. 20) *

## TRADE/WAIVERS (TEAM/DATE)

<b>2011</b>	
<b>2012</b>	
<b>2013</b>	
<b>2014</b>	
<b>2015</b>	
<b>2016</b>	
<b>2017</b>	
<b>2018</b>	
<b>2019</b>	
<b>2020</b>	
<b>2021</b>	Patrik Laine (Jan. 23) Jack Roslovic (Jan. 23) Adam Boqvist (July 23) Jake Bean (July 23)
<b>2022</b>	Aidan Hreschuk (March 21) Mathieu Olivier (June 30)
<b>2023</b>	Ivan Provorov (June 6) Damon Severson (June 9) Spencer Martin (Sept. 29) +

### SUMMARY OF ACQUISITIONS

Players selected in NHL Draft:	42
Players acquired via trades/waivers:	9
Players signed as free agents:	15

\* Signed Entry Level Contract  
+ Claimed off waivers



# ORGANIZATIONAL ROSTER

FORWARDS	HT.	WT.	DOB	BIRTHPLACE	SHOOTS	'22-23 CLUB	LEAGUE	GP	G	A	PTS.	+/-	PIM	
39	Angle, Tyler	5-10	176	9-30-00	Niagara Falls, Ontario	L	COLUMBUS	NHL	2	1	0	1	-2	0
							Cleveland	AHL	66	11	12	23	-13	28
52	Bemstrom, Emil	6-0	195	6-1-99	Nykoping, Sweden	R	COLUMBUS	NHL	55	7	15	22	-11	6
							Cleveland	AHL	21	14	17	31	-1	4
45	Brindley, Gavin	5-8	163	10-5-04	Estero, Florida	R	Michigan	Big 10	41	12	26	38	21	22
37	Butler, Cameron	6-4	220	6-9-02	Ottawa, Ontario	R	Oshawa	OHL	63	27	28	55	-5	119
							Cleveland	AHL	3	0	0	0	-3	0
59	Chinakhov, Yegor	6-1	208	2-1-01	Omsk, Russia	L	COLUMBUS	NHL	30	4	9	13	-6	10
							Cleveland	AHL	7	3	5	8	4	0
17	Danforth, Justin	5-8	188	3-15-93	Oshawa, Ontario	R	COLUMBUS	NHL	6	2	1	3	-3	4
65	Del Bel Belluz, Luca	6-1	184	11-10-03	Woodbridge, Ontario	L	Mississauga	OHL	34	20	21	41	-5	10
							Sarnia	OHL	32	20	26	46	15	4
	Dolzhenkov, Kirill	6-6	234	4-20-04	Moskva, Russia	L	CSKA Moskva	KHL	5	0	0	0	0	2
							Krasnaya Armiya	MHL	50	18	27	45	13	44
69	Dumais, Jordan	5-8	175	4-15-04	Montreal, Quebec	R	Halifax	QMJHL	64	54	86	140	54	6
21	Dunne, Josh	6-4	212	12-8-98	O'Fallon, Missouri	L	COLUMBUS	NHL	8	0	0	0	-6	6
							Cleveland	AHL	65	20	17	37	-13	71
11	Fantilli, Adam	6-2	194	10-12-04	Nobleton, Ontario	L	Michigan	Big 10	36	30	35	65	31	67
79	Fisher, James	6-2	192	4-28-04	Burlington, Massachusetts	R	Youngstown	USHL	42	3	7	10	6	28
64	Fix-Wolansky, Trey	5-7	196	5-26-99	Edmonton, Alberta	R	COLUMBUS	NHL	9	1	0	1	-5	0
							Cleveland	AHL	61	29	42	71	-5	40
19	Foudy, Liam	6-2	193	2-4-00	Toronto, Ontario	L	COLUMBUS	NHL	62	7	7	14	-26	8
13	Gaudreau, Johnny	5-9	163	8-13-93	Salem, New Jersey	L	COLUMBUS	NHL	80	21	53	74	-33	22
16	Gaunce, Brendan	6-3	220	3-25-94	Sudbury, Ontario	L	COLUMBUS	NHL	5	0	1	1	-1	2
							Cleveland	AHL	17	7	11	18	-10	18
38	Jenner, Boone	6-2	208	6-15-93	Dorchester, Ontario	L	COLUMBUS	NHL	68	26	19	45	-32	51
91	Johnson, Kent	6-0	178	10-18-02	Port Moody, British Columbia	L	COLUMBUS	NHL	79	16	24	40	-19	14
83	Keskinen, Oiva	6-0	181	2-28-04	Ylojarvi, Finland	L	Tappara U20	SM-sarja	38	20	21	41	19	8
7	Kuraly, Sean	6-2	215	1-20-93	Niagara Falls, New York	L	COLUMBUS	NHL	71	11	9	20	-28	68
29	Laine, Patrik	6-5	215	4-19-98	Tampere, Finland	R	COLUMBUS	NHL	55	22	30	52	-12	16
67	Malatesta, James	5-9	198	5-31-03	Montreal, Quebec	L	Quebec	QMJHL	55	37	29	66	34	64
86	Marchenko, Kirill	6-3	195	7-21-00	Barnaul, Russia	R	COLUMBUS	NHL	59	21	4	25	-23	16
							Cleveland	AHL	16	8	11	19	-5	8
41	McKown, Hunter	6-1	198	8-18-02	San Jose, California	R	Colorado College	NCHC	38	21	7	28	-19	30
							COLUMBUS	NHL	12	0	2	2	-4	8
72	Meyer, Carson	5-11	193	8-18-97	Powell, Ohio	R	COLUMBUS	NHL	14	0	1	1	-2	6
							Cleveland	AHL	34	9	17	26	6	36
24	Olivier, Mathieu	6-1	222	2-11-97	Biloxi, Mississippi	R	COLUMBUS	NHL	66	5	10	15	-20	81
88	Peddle, Tyler	6-1	204	1-28-05	Antigonish, Nova Scotia	L	Drummondville	QMJHL	64	24	17	41	-22	36
53	Pinelli, Luca	5-9	165	4-5-05	Stoney Creek, Ontario	L	Ottawa	OHL	67	29	34	63	30	60
82	Pyyhtia, Mikael	6-0	174	12-17-01	Turku, Finland	L	TPS	Liiga	47	7	13	20	-10	16
							Columbus	NHL	2	0	1	1	-2	2
							Cleveland	AHL	7	3	0	3	0	0
50	Robinson, Eric	6-2	211	6-14-95	Bellmawr, New Jersey	L	COLUMBUS	NHL	72	12	12	24	-21	6
96	Roslovic, Jack	6-1	198	1-29-97	Columbus, Ohio	R	COLUMBUS	NHL	77	11	33	44	-14	10
68	Rysavy, Martin	6-2	220	3-6-03	Prerov, Czech Republic	L	Moose Jaw	WHL	47	11	22	33	6	19
4	Sillinger, Cole	6-1	199	5-16-03	Columbus, Ohio	L	COLUMBUS	NHL	64	3	8	11	-23	22
							Cleveland	AHL	11	2	4	6	-1	12
42	Texier, Alexandre	6-1	201	9-13-99	Grenoble, France	L	ZSC	NL	46	13	22	35	16	30
	Thurkauf, Calvin	6-2	205	6-27-97	Zug, Switzerland	L	HC Lugano	NL	52	11	8	19	-7	61
10	Voronkov, Dmitri	6-5	240	9-10-00	Angarsk, Russia	L	Ak Bars Kazan	KHL	54	18	13	31	13	51
48	Whitelaw, William	5-9	177	2-5-05	Rosemount, MN	L	Youngstown	USHL	62	36	25	61	11	90

## PRONUNCIATION

Emil Bemstrom eh-MIHL BEHM-struhm  
 Yegor Chinakhov YEH-gohr CHEE-nih-kawf  
 Luca Del Bel Belluz Dehl behl BEH-looz  
 Kirill Dolzhenkov doh-ZEHN-kahv  
 Jordan Dumais Doo-may  
 Trey Fix-Wolansky FIX-wuhl-AN-skee  
 Liam Foudy FOO-dee  
 Brendan Gaunce GAWNS  
 Boone Jenner JEH-nehr  
 Sean Kuraly kuh-RA-lee

Patrik Laine  
 Kirill Marchenko  
 Mathieu Olivier  
 Mikael Pyyhtia  
 Jack Roslovic  
 Martin Rysavy  
 Alexandre Texier  
 Calvin Thurkauf  
 Dmitri Voronkov

LIGH-nay  
 mahr-CHEHN-koh  
 oh-LIHV-ee-ay  
 PEW-tee-uh  
 RAWWS-loh-vihk  
 RIGH-sav-ee  
 tehX-EE-AY  
 TUHR-KAWF  
 voh-RAWN-kahv



# ORGANIZATIONAL ROSTER



DEFENSE	HT.	WT.	DOB	BIRTHPLACE	SHOOTS	'22-23 CLUB	LEAGUE	GP	G	A	PTS.	+/-	PIM		
22	Bean, Jake	6-1	191	6-9-98	Calgary, Alberta	L	COLUMBUS	NHL	14	1	5	6	-2	6	
75	Berni, Tim	6-0	193	2-11-00	Mannedorf, Switzerland	L	COLUMBUS	NHL	59	1	2	3	-26	34	
								Cleveland	AHL	17	1	3	4	-1	12
94	Bjorgvik-Holm, Ole Julian	6-4	196	5-23-02	Oslo, Norway	L	Cleveland	AHL	25	0	2	2	-4	6	
								Kalamazoo	ECHL	19	1	3	4	1	23
47	Bjork, Marcus	6-4	212	11-24-97	Umea, Sweden	R	COLUMBUS	NHL	33	3	8	11	-9	42	
								Cleveland	AHL	44	7	8	15	-4	18
77	Blankenburg, Nick	5-9	180	5-12-98	Washington, Michigan	R	COLUMBUS	NHL	36	4	10	14	-16	16	
27	Boqvist, Adam	6-0	189	8-15-00	Falun, Sweden	R	COLUMBUS	NHL	46	5	19	24	-12	8	
23	Christiansen, Jake	6-0	196	9-12-99	West Vancouver, British Columbia	L	COLUMBUS	NHL	24	0	4	4	-7	4	
								Cleveland	AHL	50	11	23	34	-1	53
74	Ceulemans, Corson	6-2	200	5-5-03	Regina, Saskatchewan	R	Wisconsin	Big 10	33	8	15	23	-5	38	
								Cleveland	AHL	13	1	1	2	-3	6
44	Gudbranson, Erik	6-5	222	1-7-92	Ottawa, Ontario	R	COLUMBUS	NHL	70	1	12	13	-23	57	
56	Hreschuk, Aidan	5-11	198	2-19-03	Long Beach, California	L	Boston College	Hockey East	35	1	5	6	-5	20	
55	Jiricek, David	6-4	207	11-28-03	Klatovy, Czech Republic	R	COLUMBUS	NHL	4	0	0	0	-4	2	
								Cleveland	AHL	55	6	32	38	-11	36
62	Knazko, Samuel	6-1	200	8-7-02	Trencin, Slovakia	L	Columbus	NHL	2	0	0	0	0	0	
								Cleveland	AHL	50	1	20	21	-15	17
	Makarov, Nikolai	6-1	194	1-12-03	Perm, Russia	L	CSKA Moskva	KHL	18	1	1	2	1	0	
								Zvezka Moskva	VHL	3	0	1	1	4	0
								Krasnaya Armiya	MHL	25	1	7	8	8	43
5	Mateychuk, Denton	5-11	192	7-12-04	Winnipeg, Manitoba	L	Moose Jaw	WHL	63	8	57	65	15	28	
2	Peeke, Andrew	6-3	214	3-17-98	Parkland, Florida	R	COLUMBUS	NHL	80	6	7	13	-41	22	
9	Provorov, Ivan	6-1	220	1-13-97	Yaroslavl, Russia	L	Philadelphia	NHL	82	6	21	27	-17	24	
	Richard, Guillaume	6-1	176	2-10-03	Quebec, Quebec	L	Providence College	Hockey East	31	1	7	8	-6	6	
78	Severson, Damon	6-2	202	8-7-94	Brandon, Manitoba	R	New Jersey	NHL	81	7	26	33	9	38	
49	Strathmann, Andrew	5-11	192	2-27-05	Beach Park, Illinois	L	Youngstown	USHL	56	3	35	38	11	102	
81	Svozil, Stanislav	6-0	102	1-17-03	Prerov, Czech Republic	L	Regina	WHL	56	11	67	78	27	24	
								Columbus	NHL	2	0	1	1	-3	2
								Cleveland	AHL	1	0	2	2	2	0
6	Sweezey, Billy	6-1	204	2-6-96	Hanson, Massachusetts	R	COLUMBUS	NHL	9	0	1	1	-3	9	
								Cleveland	AHL	56	0	11	11	-14	70
8	Werenski, Zach	6-2	219	7-19-97	Grosse Pointe, Michigan	L	COLUMBUS	NHL	13	3	5	8	-6	0	

GOALTENDERS	HT.	WT.	DOB	BIRTHPLACE	CATCHES	'22-23 CLUB	LEAGUE	GP	MIN	W-L-O/T	GAA	SV%		
73	Greaves, Jet	6-0	191	3-30-01	Cambridge, Ontario	L	COLUMBUS	NHL	1	59	0-1-0	3.05	.939	
								Cleveland	AHL	43	2,419	19-16-5	3.08	.899
	Ivanov, Sergei	5-11	165	4-3-04	Chernushka, Russia	L	SKA St. Petersburg	KHL	5	107	1-0-0	1.12	.957	
								SKA-Neva	VHL	16	n/a	5-9-2	3.07	.900
								SKA-1946	MHL	6	n/a	4-0-1	1.74	.935
31	Lalonde, Nolan	6-1	192	2-14-04	Kingston, Ontario	L	Erie	OHL	41	2,211	11-20-2	4.10	.868	
30	Martini, Spencer	6-3	191	6-8-95	Oakville, Ontario	L	Vancouver	NHL	29	1,610	11-15-1	3.99	.871	
								Abbotsford	AHL	16	962	7-7-2	2.43	.916
90	Merzlikins, Elvis	6-3	184	4-13-94	Riga, Latvia	L	COLUMBUS	NHL	30	1,561	7-18-2	4.23	.876	
60	Strahl, Melvin	6-3	169	3-18-05	Solleftea, Sweden	L	MoDo	Nationell	23	n/a	10-12-0	3.35	.883	
40	Tarasov, Daniil	6-5	201	3-27-99	Novokuznetsk, Russia	L	COLUMBUS	NHL	17	875	4-11-1	3.91	.892	
								Cleveland	AHL	11	561	5-5-0	3.85	.882

## PRONUNCIATION

Tim Berni  
Ole Julian Bjorgvik-Holm  
Marcus Bjork  
Adam Boqvist  
Corson Ceulemans  
Sergei Ivanov  
David Jiricek

BUHR-nee  
BEE-YORK-vihk - HOLM  
B'YOHRK  
BOHK-vihst  
CUHL-uh-mans  
IGH-vuhn-ahv  
YIH-reh-chehk

Samuel Knazko  
Denton Mateychuk  
Elvis Merzlikins  
Guillaume Richard  
Stanislav Svozil  
Daniil Tarasov  
Zach Werenski

kuh-NAZ-koh  
mah-TAY-chuk  
EHL-vihs muhrz-LIH-kihns  
GEE-OHM rih-CHAHRD  
S'VOH-zihl  
Da-NIHL TAIR-ra-sahv  
wuh-REHN-skee



# 22 JAKE BEAN

**POSITION:** Defense  
**SHOT:** Left  
**HEIGHT:** 6'1"  
**WEIGHT:** 191

**BORN:** June 9, 1998  
**BIRTHPLACE:** Calgary, Alberta  
**RESIDES:** Calgary, Alberta  
📷 [Jakedbean\\_2](#)

**NHL YEAR:** 5th

**CBJ YEAR:** 3rd

**CONTRACT STATUS:** Signed Through 2023-24 (RFA)

## 2022-23 SEASON

- ★ Missed the final 68 games of the campaign due to a shoulder injury suffered on Nov. 15 vs. Philadelphia
- ★ Collected 1-3-4 in four games from Oct. 20-25, including his lone goal of the season on Oct. 20 vs. Nashville

## CAREER HIGHLIGHTS

- ★ Set single-season career highs in goals, assists, points and games played in first season as a Blue Jacket with 7-18-25 in 67 contests in 2021-22
- ★ Ranked second among NHL rookie blueliners in assists (tied) and power play points (five) and third-T in points with 1-11-12 in 42 contests with Carolina in 2020-21
- ★ Registered 10-38-48 in 59 AHL games with Charlotte in 2019-20 and won the Eddie Shore Award as AHL Defenseman of the Year and was named to the AHL First All-Star Team after leading league defensemen in points and finishing fourth-T in the AHL in assists
- ★ Was named the Checkers team MVP and Defenseman of the Year in 2019-20 after leading the team in assists and points
- ★ Appeared in two NHL games with Carolina in 2018-19
- ★ Named to the AHL All-Rookie Team in 2018-19 after leading league rookie blueliners in goals and ranking second in assists (tied) and points with 13-31-44 in 70 games
- ★ Tied the Checkers franchise single-season record for goals by a defenseman and finished third-T all-time in points in 2018-19
- ★ Helped Charlotte capture the 2019 Calder Cup for the first time in franchise history
- ★ Joined Charlotte (AHL) at the conclusion of the 2017-18 campaign and made his pro debut in Game 3 of the second-round playoff series on May 8 vs. Lehigh Valley

## AMATEUR CAREER

- ★ Ranked fifth-T in the WHL in playoff assists in 2018 with 1-17-18 in 14 contests with the Calgary Hitmen
- ★ Led Calgary defensemen and was fifth on the team in points with 8-37-45 in 2016-17, despite missing 29 games due to injury and participation in the 2017 IIHF World Junior Championships
- ★ Led all WHL defensemen in goals (24), power-play goals (12) and game-winning goals (6) and ranked sixth in points (64) with Calgary in 2015-16
- ★ Set a Hitmen record for scoring by a rookie defenseman with 5-34-39 in 2014-15
- ★ Finished third among WHL rookie blueliners in points in 2014-15

## INTERNATIONAL CAREER

- ★ Won a gold medal with Canada at the 2018 IIHF World Junior Championships
- ★ Won silver with Canada at the 2017 IIHF World Junior Championships

## PERSONAL

- ★ Nickname is "Beaner"
- ★ Started playing hockey at the age of three and grew up idolizing Keith Yandle
- ★ His favorite road city in the NHL is New York and his favorite arena is UBS Arena (New York).
- ★ His top three musical artists are Mt. Joy, Noah Kahan and Tyler Childers
- ★ Also played golf, basketball and tennis while growing up
- ★ His secret talent is that he can solve a Rubik's Cube
- ★ His top three foods are chicken and orzo, quesadillas and sushi

## CAREER TRANSACTIONS

- ★ Signed a three-year contract extension with the Blue Jackets on July 29, 2021
- ★ Acquired by Columbus from Carolina in exchange for a second round pick in the 2021 NHL Draft on July 23, 2021
- ★ Signed a three-year entry level contract with the Hurricanes on July 9, 2016
- ★ Carolina's first round pick, 13th overall, at the 2016 NHL Draft



PLAYERS





# 22 JAKE BEAN

## SINGLE SEASON HIGHS

GP:	67, 2021-22
G:	7, 2021-22
A:	18, 2021-22
PTS:	25, 2021-22
+/-:	0, 2018-19
PIM:	26, 2021-22
PPG:	1, 2020-21
SHG:	0
GWG:	2, 2021-22
S:	90, 2021-22
S%:	7.8, 2021-22
TOI:	20:34, 2021-22
Hits:	41, 2021-22
Bks:	71, 2021-22
Multi-G GP:	2, 2021-22
Multi-A GP:	2 (3x), 2022-23
Multi-Pt GP:	5, 2021-22

## GAME HIGHS

G:	2 (2x), Apr. 17, 2022 at ANA
A:	2 (6x), Nov. 12, 2022 at NYI
PTS:	2 (9x), Nov. 12, 2022 at NYI
PIM:	4 (2x), Jan. 27, 2022 vs. NYR
+/-:	3 (2x), Dec. 11, 2021 at SEA
S:	7, Feb. 22, 2021 vs. TBL
TOI:	27:37, Dec. 14, 2021 at VAN
Hits:	4, Apr. 17, 2022 at ANA
Bks:	6 (2x), Nov. 10, 2022 vs. PHI
G Streak:	1 (7x), Oct. 20, 2022 vs. NSH
A Streak:	3, Feb. 19-22, 2021 (0-3-3)
Pt Streak:	3, Feb. 19-22, 2021 (0-3-3)
GP Streak:	30, Oct. 14, 2021-Jan. 1, 2022

## PENALTY SHOTS - 0

Date	Opp.	Goalie (Result)
------	------	-----------------

## CAREER HIGHLIGHTS

Multi-G GP:	2x, Apr. 17, 2022 at ANA (2-0-2)
Multi-A GP:	6x, Nov. 12, 2022 at NYI (0-2-2)
Multi-Pt GP:	9x, Nov. 12, 2022 at NYI (0-2-2)
3-Pt GP:	0
4+ Pt GP:	0
OTG:	2x, Dec. 11, 2021 at SEA (0:55)

## MILESTONES

1st GP:	Nov. 27, 2019 at MTL
1st G:	Feb. 27, 2021 at FLA
1st A:	Feb. 15, 2021 vs. CBJ
100th GP:	Apr. 5, 2022 at PHI

## HAT TRICKS - 0

Date	Opp.	Goalie
------	------	--------

## SHOOTOUTS - 0

	G	S	S%	GDG
2022-23	0	0	0.0	0
CAREER	0	0	0.0	0

## VS. THE NHL

TEAM	GP	G	A	PTS	PIM
ANAHEIM	3	2	0	2	2
ARIZONA	3	1	3	4	2
BOSTON	2	0	0	0	0
BUFFALO	1	0	0	0	0
CALGARY	1	0	0	0	0
CAROLINA	4	0	2	2	2
CHICAGO	7	0	2	2	0
COLORADO	4	2	0	2	0
COLUMBUS	6	0	3	3	2
DALLAS	8	0	0	0	2
DETROIT	9	0	1	1	0
EDMONTON	2	0	1	1	4
FLORIDA	6	1	2	3	2
LOS ANGELES	1	0	0	0	0
MINNESOTA	2	1	1	2	0
MONTRÉAL	3	0	0	0	0
NASHVILLE	10	1	2	3	8
NEW JERSEY	4	0	0	0	4
NY ISLANDERS	5	0	3	3	4
NY RANGERS	4	0	2	2	6
OTTAWA	3	0	0	0	0
PHILADELPHIA	5	0	1	1	0
PITTSBURGH	4	0	1	1	4
SAN JOSE	2	0	1	1	0
SEATTLE	2	1	1	2	0
ST. LOUIS	3	0	2	2	2
TAMPA BAY	9	0	3	3	0
TORONTO	2	0	1	1	0
VANCOUVER	3	0	0	0	0
VEGAS	2	0	2	2	0
WASHINGTON	3	0	0	0	0
WINNIPEG	2	0	0	0	0
NHL TOTALS:	125	9	34	43	44

## CAREER RECORD

## REGULAR SEASON

## PLAYOFFS

YEAR	TEAM	LEAGUE	GP	TOI	G	A	PTS	+/-	PIM	PP	SH	GW	S	S%	GP	G	A	PTS	PIM
2014-15	Calgary	WHL	51	n/a	5	34	39	20	2	3	0	2	n/a	n/a	7	2	4	6	0
2015-16	Calgary	WHL	68	n/a	24	40	64	8	28	12	1	6	n/a	n/a	5	0	2	2	2
2016-17	Calgary	WHL	43	n/a	8	37	45	-2	14	5	0	0	n/a	n/a	4	0	2	2	0
2017-18	Charlotte	AHL	0	n/a	0	0	0	0	0	0	0	0	0	0	1	0	0	0	0
	Calgary	WHL	25	n/a	5	22	27	-12	12	2	0	0	n/a	n/a	...	...	...	...	...
	Tri-City	WHL	32	n/a	7	14	21	5	10	2	0	0	n/a	n/a	14	1	17	18	2
2018-19	Carolina	NHL	2	8:28	0	0	0	0	2	0	0	0	1	0.0	...	...	...	...	...
	Charlotte	AHL	70	n/a	13	31	44	17	26	4	0	3	165	7.9	15	1	4	5	10
2019-20	Charlotte	AHL	59	n/a	10	38	48	-6	34	3	0	0	142	7.0	...	...	...	...	...
2020-21	Carolina	NHL	42	14:32	1	11	12	-2	10	1	0	0	55	1.8	11	1	0	1	4
2021-22	Columbus	NHL	67	20:34	7	18	25	-5	26	0	0	2	90	7.8	...	...	...	...	...
2022-23	Columbus	NHL	14	15:42	1	5	6	-2	6	0	0	0	16	6.3	...	...	...	...	...
CBJ TOTALS			81	19:44	8	23	31	-7	32	0	0	2	106	7.6	...	...	...	...	...
NHL TOTALS			125	17:48	9	34	43	-9	44	1	0	2	162	5.6	11	1	0	1	4
AHL TOTALS			129	...	23	69	92	11	60	7	0	3	307	7.5	16	1	4	5	10
WHL TOTALS			219	...	49	147	196	19	66	24	1	8	...	...	30	3	25	28	4

PLAYERS



# 52 EMIL BEMSTROM

**POSITION:** Right Wing

**SHOT:** Right

**HEIGHT:** 6'0"

**WEIGHT:** 195

**BORN:** June 1, 1999

**BIRTHPLACE:** Nykoping, Sweden

**RESIDES:** Stockholm, Sweden

X @Bemstrom\_Emil

Instagram EmilBemstrom

**NHL YEAR:** 5th

**CBJ YEAR:** 5th

**CONTRACT STATUS:** Signed Through 2023-24 (RFA)

## 2022-23 SEASON

- ★ Set single-season career highs in assists and points (tied) with 7-15-22 in 55 games
- ★ Registered 4-5-9 and two multi-point efforts over 11 games from Nov. 10-Jan. 7, including his first career multi-assist game on Jan. 5 vs. Washington (0-2-2)
- ★ Added 14-17-31 and eight power play goals in 21 games with Cleveland (AHL)
- ★ Ranked third in the AHL in power play goals and points-per-game (1.48) and fifth in points at time of final recall on Dec. 28
- ★ Collected points in 19 of his 21 AHL contests, including points in 12-straight games from Nov. 5-Dec. 22 (9-11-20)

- ★ His favorite road city in the NHL is New York and his favorite arena is Madison Square Garden (New York)
- ★ His biggest game day habit is taking a nap

## CAREER TRANSACTIONS

- ★ Signed a two-year contract extension with the Blue Jackets on Aug. 3, 2022
- ★ Signed a three-year, entry level contract with Columbus on May 14, 2019
- ★ Columbus' fourth round pick, 117th overall, at the 2017 NHL Draft

## CAREER HIGHLIGHTS

- ★ Played majority of 2021-22 season with Columbus, posting 6-5-11 in 41 games
- ★ Notched his first career hat trick on May 3, 2021 vs. Nashville (Juuse Saros), which was the sixth natural hat trick in franchise history (first since Brandon Saad on Apr. 2, 2016 at Carolina) and became the fourth player in club history to record three goals in a single period (third period)
- ★ Led CBJ rookies in goals (10), points (20), power play goals (five), game-winning goals (four) and shots (97) in 2019-20
- ★ Tied for the NHL lead among rookies in game-winning goals and ranked fourth-T in power play goals and seventh-T in goals in 2019-20
- ★ Had points in five-straight games from Nov. 7-19, 2019 (3-3-6) to tie the CBJ record for longest point streak by a rookie (sixth time)
- ★ Led the Swedish Hockey League in goals and power play goals with 23-12-35 and 10 PPGs in 47 games with Djurgardens IF in 2018-19
- ★ Captured the SHL's 2018-19 Rookie of the Year and Swedish Junior Hockey Player of the Year (Arets Junior) awards after leading all league rookies in goals, points and PPGs
- ★ His 23 goals were tied for the third-most by a teenager in a season in league history, trailing only Kent Nilsson (28, 1975-76) and Elias Pettersson (24, 2017-18)
- ★ Split the 2017-18 campaign between Leksands IF men's (Allsvenskan) and junior (SuperElit) teams, recording 20-20-40 in 51 combined games
- ★ Finished fourth-T on the Leksands IF men's team in points per game (30+ contests)
- ★ Made his SHL debut with Leksands IF, skating in five contests in 2016-17

## AMATEUR CAREER

- ★ Notched 21-12-33 with 35 penalty minutes in 28 games with Leksands IF junior team (SuperElit) and skated in three playoff games in 2016-17
- ★ Posted 18-22-40 with eight penalty minutes in 35 games for Leksands IF U18 team in the J18 Elit and Allsvenskan leagues in 2015-16

## INTERNATIONAL CAREER

- ★ Was named a top three player for Sweden at the 2019 IIHF World Junior Championships after collecting 4-2-6 in five games
- ★ Notched 1-1-2 for Sweden at 2017 IIHF U18 World Championships

## PERSONAL

- ★ Nickname is "Bemmer"
- ★ Started playing hockey at the age of seven and grew up idolizing Peter Forsberg
- ★ Can speak Swedish, English and a little bit of Spanish
- ★ Favorite TV shows are *Peaky Blinders*, *Suits* and *Breaking Bad*
- ★ He would attend the Masters if he could attend any sporting event in the world







# 52 EMIL BEMSTROM

## SINGLE SEASON HIGHS

GP:	56, 2019-20
G:	10, 2019-20
A:	15, 2022-23
PTS:	22, 2022-23
+/-:	2, 2020-21
PIM:	8, 2019-20
PPG:	5, 2019-20
SHG:	0
GWG:	4, 2019-20
S:	97, 2019-20
S%:	10.7, 2020-21
TOI:	12:51, 2020-21
Hits:	52, 2019-20
Bks:	21, 2022-23
Multi-G GP:	1, 2020-21
Multi-A GP:	1, 2022-23
Multi-Pt GP:	4, 2022-23

## GAME HIGHS

G:	3, May 3, 2021 vs. NSH
A:	2, Jan. 5, 2023 vs. WSH
PTS:	3, May 3, 2021 vs. NSH
PIM:	2 (6x), Mar. 11, 2022 vs. MIN
+/-:	2 (5x), Mar. 7, 2023 at PIT
S:	8, May 3, 2021 vs. NSH
TOI:	20:46, Dec. 29, 2022 at NYI
Hits:	4, Jan. 22, 2020 vs. WPG
Bks:	2 (7x), Mar. 21, 2023 at WSH
G Streak:	3, Feb. 22-25, 2020 (3-0-3)
A Streak:	3, Nov. 12-19, 2019 (1-3-4)
Pt Streak:	5, Nov. 7-19, 2019 (3-3-6)
GP Streak:	34, Jan. 27, 2023-Apr. 14, 2023

## PENALTY SHOTS - 1

Date	Opp.	Goalie (Result)
Mar. 13, 2021	vs. DAL	Oettinger (No Goal)

## CAREER HIGHLIGHTS

Multi-G GP:	1x, May 3, 2021 vs. NSH (3-0-3)
Multi-A GP:	1x, Jan. 5, 2023 vs. WSH (0-2-2)
Multi-Pt GP:	9x, Mar. 21, 2023 at WSH (1-1-2)
3-Pt GP:	1x, May 3, 2021 vs. NSH (3-0-3)
4+ Pt GP:	0
OTG:	1x, Feb. 24, 2020 vs. OTT (4:35)

## MILESTONES

1st GP:	Oct. 4, 2019 vs. TOR
1st G:	Nov. 7, 2019 at ARI
1st A:	Oct. 7, 2019 vs. BUF
100th GP:	Mar. 25, 2022 at WPG

## HAT TRICKS - 1

Date	Opp.	Goalie
May 3, 2021	vs. NSH	Saros (3)

## SHOOTOUTS

	G	S	S%	GDG
2022-23	0	0	0.0	0
CAREER	0	1	0.0	0

## VS. THE NHL

TEAM	GP	G	A	PTS	PIM
ANAHEIM	5	0	1	1	0
ARIZONA	2	1	0	1	0
BOSTON	5	1	1	2	0
BUFFALO	5	0	1	1	0
CALGARY	3	0	0	0	0
CAROLINA	8	2	4	6	0
CHICAGO	4	1	0	1	2
COLORADO	2	1	0	1	0
COLUMBUS	0	0	0	0	0
DALLAS	6	0	2	2	0
DETROIT	10	1	2	3	0
EDMONTON	4	0	0	0	2
FLORIDA	8	1	1	2	0
LOS ANGELES	4	0	0	0	0
MINNESOTA	6	1	1	2	2
MONTREAL	8	2	3	5	2
NASHVILLE	9	4	1	5	0
NEW JERSEY	7	0	1	1	2
NY ISLANDERS	7	3	2	5	2
NY RANGERS	7	0	0	0	2
OTTAWA	7	1	1	2	0
PHILADELPHIA	10	0	2	2	0
PITTSBURGH	8	2	1	3	0
SAN JOSE	4	0	0	0	0
SEATTLE	2	0	0	0	0
ST. LOUIS	4	1	2	3	0
TAMPA BAY	6	0	1	1	0
TORONTO	5	0	0	0	0
VANCOUVER	3	2	0	2	4
VEGAS	4	1	0	1	0
WASHINGTON	5	1	3	4	0
WINNIPEG	4	0	2	2	0
NHL TOTALS:	172	26	32	58	18

## CAREER RECORD

## REGULAR SEASON

## PLAYOFFS

YEAR	TEAM	LEAGUE	GP	TOI	G	A	PTS	+/-	PIM	PP	SH	GW	S	S%	GP	G	A	PTS	PIM
2015-16	Leksands IF J20	SuperElit	5	n/a	0	0	0	1	2	n/a	n/a	n/a	n/a	n/a	...	...	...	...	...
	Leksands IF J18	J18 Elit	20	n/a	10	12	22	0	2	n/a	n/a	n/a	n/a	n/a	...	...	...	...	...
2016-17	Leksands IF	SHL	5	3:45	0	0	0	-1	0	0	0	0	0	0.0	...	...	...	...	...
	Leksands IF J20	SuperElit	28	n/a	21	12	33	3	35	n/a	n/a	n/a	n/a	n/a	3	0	0	0	0
2017-18	Leksands IF	Allsvenskan	33	n/a	8	7	15	8	33	n/a	n/a	n/a	n/a	n/a	...	...	...	...	...
	Leksands IF J20	SuperElit	18	n/a	12	13	25	0	12	n/a	n/a	n/a	n/a	n/a	...	...	...	...	...
2018-19	Djurgårdens IF	SHL	47	13:46	23	12	35	10	8	10	0	2	92	n/a	19	5	5	10	2
2019-20	Columbus	NHL	56	12:16	10	10	20	-10	8	5	0	4	97	10.3	5	0	0	0	2
2020-21	Columbus	NHL	20	12:51	3	2	5	2	0	1	0	0	28	10.7	...	...	...	...	...
2021-22	Columbus	NHL	41	10:31	6	5	11	-1	4	0	0	1	62	9.7	...	...	...	...	...
	Cleveland	AHL	4	n/a	2	0	2	-3	2	1	0	0	12	16.7	...	...	...	...	...
2022-23	Columbus	NHL	55	12:07	7	15	22	-11	6	3	0	0	95	7.4	...	...	...	...	...
	Cleveland	AHL	21	n/a	14	17	31	-1	4	8	0	3	71	19.7	...	...	...	...	...
<b>CBJ/NHL TOTALS</b>			<b>172</b>	<b>11:52</b>	<b>26</b>	<b>32</b>	<b>58</b>	<b>-20</b>	<b>18</b>	<b>9</b>	<b>0</b>	<b>5</b>	<b>282</b>	<b>9.2</b>	<b>5</b>	<b>0</b>	<b>0</b>	<b>0</b>	<b>2</b>
<b>AHL TOTALS</b>			<b>25</b>	<b>...</b>	<b>16</b>	<b>17</b>	<b>33</b>	<b>-4</b>	<b>6</b>	<b>9</b>	<b>0</b>	<b>3</b>	<b>83</b>	<b>19.3</b>	<b>...</b>	<b>...</b>	<b>...</b>	<b>...</b>	<b>...</b>
<b>SHL TOTALS</b>			<b>52</b>	<b>12:48</b>	<b>23</b>	<b>12</b>	<b>35</b>	<b>9</b>	<b>8</b>	<b>10</b>	<b>0</b>	<b>2</b>	<b>92</b>	<b>25.0</b>	<b>19</b>	<b>5</b>	<b>5</b>	<b>10</b>	<b>2</b>
<b>SUPERELIT</b>			<b>51</b>	<b>...</b>	<b>33</b>	<b>25</b>	<b>58</b>	<b>4</b>	<b>49</b>	<b>...</b>	<b>...</b>	<b>...</b>	<b>...</b>	<b>...</b>	<b>3</b>	<b>0</b>	<b>0</b>	<b>0</b>	<b>0</b>
<b>SWEDEN U18</b>			<b>7</b>	<b>...</b>	<b>1</b>	<b>1</b>	<b>2</b>	<b>0</b>	<b>2</b>	<b>...</b>	<b>...</b>	<b>...</b>	<b>...</b>	<b>...</b>	<b>...</b>	<b>...</b>	<b>...</b>	<b>...</b>	<b>...</b>

PLAYERS



# 77 NICK BLANKENBURG

**POSITION:** Defense

**SHOT:** Right

**HEIGHT:** 5'9"

**WEIGHT:** 180

**BORN:** May 12, 1998

**BIRTHPLACE:** Washington, Michigan

**RESIDES:** Papillion, Nebraska

nblanks98

**NHL YEAR:** 3rd

**CBJ YEAR:** 3rd

**CONTRACT STATUS:** Signed Through 2023-24 (RFA)

## 2022-23 SEASON

- ★ Missed 43 games combined due to injury, including 27 contests from Nov. 12-Jan. 10 and the last 10 games due to ankle injuries
- ★ Collected 1-3-4 over five games from Jan. 14-21, which included his first career multi-assist game on Jan. 21 vs. San Jose (0-2-2)

## CAREER HIGHLIGHTS

- ★ Collected 1-2-3 in seven games with Columbus in 2021-22, including an assist in his NHL debut on Apr. 13 vs. Montreal
- ★ Notched his first career goal (GWG) and multi-point effort with 1-1-2 on Apr. 24, 2022 vs. Edmonton

## AMATEUR CAREER

- ★ Completed his senior campaign at the University of Michigan (Big Ten) in 2021-22 before making his pro debut with the Blue Jackets
- ★ Served as club captain for Michigan and set career highs with 14-15-29 and six power play goals in 38 games in 2021-22
- ★ Finished second-T among NCAA blueliners in goals and PPG and 15th-T in points in 2021-22
- ★ Led Michigan to the NCAA Frozen Four semifinals and was named Honorable Mention All-BIG Ten in 2021-22
- ★ Serving as an alternate captain, earned honorable mention All-Big Ten as well as All-Academic honors after posting 5-9-14 in 26 contests in junior campaign at Michigan in 2020-21
- ★ Ranked third in the Big Ten in plus/minus and 10th nationally at +19 in 2020-21
- ★ Collected 4-12-16 in 35 games as a sophomore at Michigan (Big Ten) in 2019-20
- ★ Earned Academic All-Big Ten and honorable mention All-Big 10 honors for first time in his career in 2019-20
- ★ Made his NCAA debut in 2018-19, finishing with 2-8-10 in 34 games for Michigan (Big Ten) and leading the club in plus/minus rating (+11)
- ★ Spent the 2017-18 season with Okotoks of the Alberta Junior Hockey League and was named to the AJHL (South) All-Rookie Team after recording 16-26-42 in 57 games

## INTERNATIONAL CAREER

- ★ Represented the United States at the 2022 IIHF World Championships

## PERSONAL

- ★ Nickname is "Blanks"
- ★ Started playing hockey at the age of four and grew up idolizing Austin Czarnik
- ★ He wanted to be a marine biologist growing up if he wasn't playing hockey
- ★ He can speak English, Swahili and Quechua
- ★ Would attend the Masters if he could attend any sporting event in the world
- ★ One thing that instantly makes his day better is coffee
- ★ His favorite movie is *Happy Gilmore* and his favorite TV show is *Seinfeld*

## CAREER TRANSACTIONS

- ★ Signed a two-year contract extension with the Blue Jackets on July 15, 2022
- ★ Signed a one-year entry level contract with Columbus on Apr. 8, 2022







# 77 NICK BLANKENBURG

## SINGLE SEASON HIGHS

GP:	36, 2022-23
G:	4, 2022-23
A:	10, 2022-23
PTS:	14, 2022-23
+/-:	-3, 2021-22
PIM:	16, 2022-23
PPG:	1, 2021-22
SHG:	0
GWG:	1 (2x), 2022-23
S:	50, 2022-23
S%:	8.0, 2022-23
TOI:	19:10, 2022-23
Hits:	61, 2022-23
BKS:	49, 2022-23
Multi-G GP:	0
Multi-A GP:	2, 2022-23
Multi-Pt GP:	3, 2022-23

## GAME HIGHS

G:	1 (5x), Mar. 17, 2023 at ANA
A:	2 (2x), Feb. 28, 2023 at BUF
PTS:	2 (4x), Feb. 28, 2023 at BUF
PIM:	2 (10x), Mar. 21, 2023 at WSH
+/-:	2 (2x), Feb. 25, 2023 vs. EDM
S:	5 (2x), Jan. 19, 2023 vs. ANA
TOI:	25:42, Feb. 26, 2023 at MIN
Hits:	8, Apr. 26, 2022 at TBL
BKS:	5, Apr. 13, 2022 vs. MTL
G Streak:	1 (4x), Mar. 17, 2023 (1-0-1)
A Streak:	2, Mar. 11-14, 2023 (0-2-2)
Pt Streak:	2, Mar. 11-14, 2023 (0-2-2)
GP Streak:	21, Feb. 10, 2023-Mar. 25, 2023

## PENALTY SHOTS - 0

Date	Opp.	Goalie (Result)
------	------	-----------------

## CAREER HIGHLIGHTS

Multi-G GP:	0
Multi-A GP:	2x, Feb. 28, 2023 at BUF (0-2-2)
Multi-Pt GP:	2x, Feb. 28, 2023 at BUF (0-2-2)
3-Pt GP:	0
4+ Pt GP:	0
OTG:	0

## MILESTONES

1st GP:	Apr. 13, 2022 vs. MTL
1st G:	Apr. 24, 2022 vs. EDM
1st A:	Apr. 13, 2022 vs. MTL

## HAT TRICKS - 0

Date	Opp.	Goalie
------	------	--------

## SHOOTOUTS

	G	S	S%	GDG
2022-23	0	0	0.0	0
CAREER	0	0	0.0	0

## VS. THE NHL

TEAM	GP	G	A	PTS	PIM
ANAHEIM	3	2	0	2	0
ARIZONA	1	0	1	1	0
BOSTON	0	0	0	0	0
BUFFALO	1	0	2	2	0
CALGARY	1	0	0	0	0
CAROLINA	1	0	0	0	2
CHICAGO	0	0	0	0	0
COLORADO	2	0	0	0	0
COLUMBUS	0	0	0	0	0
DALLAS	1	0	0	0	0
DETROIT	1	0	1	1	0
EDMONTON	3	1	1	2	4
FLORIDA	0	0	0	0	0
LOS ANGELES	2	0	0	0	2
MINNESOTA	2	0	0	0	2
MONTRÉAL	2	0	1	1	0
NASHVILLE	2	1	1	2	0
NEW JERSEY	1	0	0	0	0
NY ISLANDERS	1	0	0	0	0
NY RANGERS	2	0	0	0	2
OTTAWA	2	0	0	0	0
PHILADELPHIA	1	1	0	1	2
PITTSBURGH	2	0	0	0	0
SAN JOSE	3	0	3	3	0
SEATTLE	1	0	0	0	0
ST. LOUIS	1	0	1	1	0
TAMPA BAY	1	0	0	0	0
TORONTO	2	0	0	0	0
VANCOUVER	1	0	0	0	2
VEGAS	1	0	0	0	0
WASHINGTON	1	0	1	1	2
WINNIPEG	1	0	0	0	2
NHL TOTALS:	43	5	12	17	20

## CAREER RECORD

## REGULAR SEASON

## PLAYOFFS

YEAR	TEAM	LEAGUE	GP	TOI	G	A	PTS	+/-	PIM	PP	SH	GW	S	S%	GP	G	A	PTS	PIM
2017-18	Okotoks	AJHL	57	n/a	16	26	42	n/a	65	5	0	2	n/a	n/a	15	6	6	12	10
2018-19	Michigan	Big Ten	34	n/a	2	8	10	11	12	0	0	0	36	5.6	...	...	...	...	...
2019-20	Michigan	Big Ten	35	n/a	4	12	16	3	14	2	0	0	68	5.9	...	...	...	...	...
2020-21	Michigan	Big Ten	26	n/a	5	8	13	19	14	2	0	0	66	7.6	...	...	...	...	...
2021-22	Michigan	Big Ten	38	n/a	14	15	29	17	22	6	0	3	106	13.2	...	...	...	...	...
	Columbus	NHL	7	17:34	1	2	3	-3	4	1	0	1	13	7.7	...	...	...	...	...
2022-23	Columbus	NHL	36	19:10	4	10	14	-16	16	0	0	1	50	8.0	...	...	...	...	...
<b>CBJ/NHL TOTALS</b>			<b>43</b>	<b>18:55</b>	<b>5</b>	<b>12</b>	<b>17</b>	<b>-19</b>	<b>20</b>	<b>1</b>	<b>0</b>	<b>2</b>	<b>63</b>	<b>7.9</b>	...	...	...	...	...
<b>NCAA TOTALS</b>			<b>133</b>	...	<b>25</b>	<b>44</b>	<b>69</b>	<b>52</b>	<b>62</b>	<b>10</b>	<b>0</b>	<b>3</b>	<b>276</b>	<b>9.1</b>	...	...	...	...	...
<b>AJHL TOTALS</b>			<b>57</b>	...	<b>16</b>	<b>26</b>	<b>42</b>	...	<b>65</b>	<b>5</b>	<b>0</b>	<b>2</b>	...	...	<b>15</b>	<b>6</b>	<b>6</b>	<b>12</b>	<b>10</b>

PLAYERS



# 27 ADAM BOQVIST

**POSITION:** Defense

**SHOT:** Right

**HEIGHT:** 6'0"

**WEIGHT:** 189

**BORN:** August 15, 2000

**BIRTHPLACE:** Falun, Sweden

**RESIDES:** Falun, Sweden

X @BoqvistAdam

Instagram AdamBoqvist

**NHL YEAR:** 5th

**CBJ YEAR:** 3rd

**CONTRACT STATUS:** Signed Through 2024-25 (RFA)

## 2022-23 SEASON

- ★ Set single-season career highs in assists, points and time on ice with 5-19-24 and 18:38 TOI in 46 games
- ★ Led Blue Jackets defensemen in assists and points
- ★ Collected 3-15-18 with three multi-point efforts in 23 contests from Dec. 31-Mar. 3
- ★ Missed 24-straight games from Oct. 28-Dec. 20 due to a broken foot suffered on Oct. 25 vs. Arizona

## CAREER HIGHLIGHTS

- ★ Set career highs in goals, points and TOI and became the sixth blueliner in club history to record double-digit goals in a season with 11-11-22 and 17:03 TOI in 52 games in 2021-22
- ★ Collected 6-7-13 in 14 games from Nov. 24, 2021-Jan. 4, 2022, including the first two-goal and three-point game of his career on Nov. 27 at St. Louis (2-1-3)
- ★ Registered 2-14-16 in 35 games with Chicago in 2020-21
- ★ Split the 2019-20 season between Chicago and the Rockford IceHogs of the American Hockey League, combining for 5-14-19 in 66 games
- ★ Made his NHL debut on Nov. 2, 2019 at Los Angeles and scored his first career goal one day later at Anaheim (Ryan Miller), becoming the third-youngest defenseman to ever score a goal in a Blackhawks sweater
- ★ Made his North American pro hockey debut with the IceHogs on Oct. 4, 2019 at Iowa
- ★ Spent time with Brynäs IF in the Swedish Hockey League and Almtuna IS in Allsvenskan in 2017-18, notching an assist in 15 SHL games with Brynäs

## AMATEUR CAREER

- ★ Posted 20-40-60 in 54 regular-season games in his lone OHL season with the London Knights in 2018-19
- ★ Named to the OHL Second All-Star Team after ranking third among OHL defensemen in goals and seventh in points in 2018-19
- ★ Tied for first among OHL defensemen in playoff goals with 10 in 2019
- ★ Tallied 14-10-24 in 25 SuperElit games with Brynäs Jr in 2017-18
- ★ Spent time with Brynäs IF J20 in the SuperElit League and Brynäs IF J18 in the J18 Allsvenskan and J18 Elit League in 2016-17

## INTERNATIONAL CAREER

- ★ Helped Sweden win a bronze medal at the 2018 U18 IIHF World Championships with 3-3-6 in six games
- ★ Named the tournament's Best Defensemen after leading all blueliners in goals and points

## PERSONAL

- ★ Nicknames are "Bo" and "Boqy"
- ★ His brother Jesper plays in the Boston Bruins organization
- ★ Started playing hockey at the age of three and idolized Erik Karlsson growing up
- ★ Also played tennis, soccer and bowling while growing up
- ★ The person he most wants to meet is Justin Bieber
- ★ His dad has had the greatest influence on his career
- ★ Would be a professional soccer player if he wasn't playing hockey

## CAREER TRANSACTIONS

- ★ Signed a three-year contract extension with the Blue Jackets on July 6, 2022
- ★ Acquired by Columbus from Chicago with first and second round picks in the 2021 NHL Draft and a first round pick in the 2022 or 2023 NHL Draft (2022) for D Seth Jones, a first round pick in the 2021 NHL Draft and a sixth round pick in the 2022 NHL Draft on July 23, 2021
- ★ Signed a three-year entry level contract with the Blackhawks on July 1, 2018
- ★ Chicago's first round pick, eighth overall, at the 2018 NHL Draft







# 27 ADAM BOQVIST

## SINGLE SEASON HIGHS

GP:	52, 2021-22
G:	11, 2021-22
A:	19, 2022-23
PTS:	24, 2022-23
+/-:	-3, 2019-20
PIM:	14, 2020-21
PPG:	3, 2021-22
SHG:	0
GWG:	1 (3x), 2022-23
S:	68, 2022-23
S%:	17.2, 2021-22
TOI:	18:38, 2022-23
Hits:	33, 2019-20
BkS:	47 (2x), 2022-23
Multi-G GP:	2, 2021-22
Multi-A GP:	3, 2020-21
Multi-Pt GP:	4 (2x), 2022-23

## GAME HIGHS

G:	2 (3x), Mar. 21, 2023 at WSH
A:	2 (7x), Jan. 25, 2023 at EDM
PTS:	3, Nov. 27, 2021 at STL
PIM:	2 (20x), Mar. 28, 2023 at NYR
+/-:	3, Mar. 3, 2020 vs. ANA
S:	4 (2x), Feb. 23, 2021 at CBJ
TOI:	27:36, Mar. 24, 2023 vs. NYI
Hits:	4, Jan. 21, 2020 vs. FLA
BkS:	5, Feb. 1, 2020 at ARI
G Streak:	2, Nov. 26-27, 2021 (3-1-4)
A Streak:	3 (3x), Jan. 23-27, 2023 (0-4-4)
Pt Streak:	4, Feb. 14-19, 2023 (2-3-5)
GP Streak:	26, Feb. 17, 2021-Apr. 12, 2021

## PENALTY SHOTS - 0

Date	Opp.	Goalie (Result)
------	------	-----------------

## CAREER HIGHLIGHTS

Multi-G GP:	3x, Mar. 21, 2023 at WSH (2-0-2)
Multi-A GP:	7x, Jan. 25, 2023 at EDM (0-2-2)
Multi-Pt GP:	13x, Mar. 21, 2023 at WSH (2-0-2)
3-PT GP:	1x, Nov. 27, 2021 at STL (2-1-3)
4+ PT GP:	0
OTG:	0

## MILESTONES

1st GP:	Nov. 2, 2019 at LAK
1st G:	Nov. 3, 2019 at ANA
1st A:	Dec. 10, 2019 at VGK
100th GP:	Jan. 11, 2022 vs. CHI

## HAT TRICKS - 0

Date	Opp.	Goalie
------	------	--------

## SHOOTOUTS

	G	S	S%	GDG
2022-23	0	0	0.0	0
CAREER	0	1	0.0	0

## VS. THE NHL

TEAM	GP	G	A	PTS	PIM
ANAHEIM	7	1	5	6	0
ARIZONA	6	0	1	1	0
BOSTON	3	0	1	1	0
BUFFALO	5	0	1	1	0
CALGARY	6	1	2	3	0
CAROLINA	9	1	2	3	4
CHICAGO	4	0	1	1	0
COLORADO	2	0	0	0	0
COLUMBUS	5	1	0	1	4
DALLAS	7	1	4	5	2
DETROIT	10	2	4	6	2
EDMONTON	4	1	5	6	0
FLORIDA	11	1	3	4	4
LOS ANGELES	3	0	0	0	0
MINNESOTA	3	1	0	1	0
MONTREAL	5	0	0	0	4
NASHVILLE	10	0	2	2	6
NEW JERSEY	5	1	3	4	0
NY ISLANDERS	5	0	1	1	0
NY RANGERS	5	0	0	0	4
OTTAWA	3	0	0	0	2
PHILADELPHIA	3	0	0	0	2
PITTSBURGH	3	0	1	1	0
SAN JOSE	5	2	0	2	0
SEATTLE	2	1	1	2	0
ST. LOUIS	6	2	1	3	0
TAMPA BAY	12	0	7	7	2
TORONTO	7	1	0	1	0
VANCOUVER	5	1	2	3	2
VEGAS	4	0	1	1	2
WASHINGTON	4	3	2	5	0
WINNIPEG	5	1	3	4	0
NHL TOTALS:	174	22	53	75	40

## CAREER RECORD

## REGULAR SEASON

## PLAYOFFS

YEAR	TEAM	LEAGUE	GP	TOI	G	A	PTS	+/-	PIM	PP	SH	GW	S	S%	GP	G	A	PTS	PIM
2016-17	Brynäs IF J20	SuperElit	18	n/a	4	12	16	1	10	n/a	n/a	n/a	n/a	n/a	2	0	0	0	0
2017-18	Brynäs IF J20	SuperElit	25	n/a	14	10	24	6	18	n/a	n/a	n/a	n/a	n/a	3	3	2	5	29
	Brynäs IF	SHL	15	7:27	0	0	1	-7	4	0	0	0	4	0.0	3	0	0	0	0
	Almtuna IS	HockeyAllsvenskan	7	14:16	0	2	2	1	2	0	0	0	14	0.0	...	...	...	...	...
2018-19	London	OHL	54	n/a	20	40	60	12	12	8	0	4	149	13.4	11	10	3	13	6
2019-20	Chicago	NHL	41	16:13	4	9	13	-3	6	0	0	1	50	8.0	8	0	0	0	4
	Rockford	AHL	15	n/a	1	5	6	2	10	1	0	0	28	3.6	...	...	...	...	...
2020-21	Chicago	NHL	35	16:59	2	14	16	-7	14	1	0	0	39	5.1	...	...	...	...	...
2021-22	Columbus	NHL	52	17:03	11	11	22	-11	12	3	0	1	64	17.2	...	...	...	...	...
2022-23	Columbus	NHL	46	18:38	5	19	24	-12	8	0	0	1	68	7.4	...	...	...	...	...
CBJ TOTALS			98	17:47	16	30	46	-23	20	3	0	2	132	12.1	...	...	...	...	...
NHL TOTALS			174	17:16	22	53	75	-33	40	4	0	3	221	10.0	8	0	0	0	4
SHL TOTALS			15	7:27	0	1	1	-7	4	0	0	0	4	0.0	3	0	0	0	0
HOCKEYALLSVENSKAN			7	14:16	0	2	2	1	2	0	0	0	14	0.0	...	...	...	...	...
AHL TOTALS			15	...	1	5	6	2	10	1	0	0	28	3.6	...	...	...	...	...
OHL TOTALS			54	...	20	40	60	12	12	8	0	4	149	13.4	11	10	3	13	6
SUPERELIT TOTALS			43	...	18	22	40	7	28	...	...	...	...	...	5	3	2	5	29

PLAYERS



# 59 YEGOR CHINAKHOV

**POSITION:** Right Wing

**SHOT:** Left

**HEIGHT:** 6'1"

**WEIGHT:** 208

**BORN:** February 1, 2001

**BIRTHPLACE:** Omsk, Russia

**RESIDES:** Omsk, Russia

X @EgorChinakhov

📷 chinakhov\_59

**NHL YEAR:** 3rd

**CBJ YEAR:** 3rd

**CONTRACT STATUS:** Signed Through 2023-24 (RFA)

## 2022-23 SEASON

- ★ Set single-season career highs in assists (9) and time on ice (13:15)
- ★ Missed 29 games from Dec. 20-Feb. 26 due to an ankle injury suffered on Dec. 19 vs. Dallas
- ★ Finished the campaign with Cleveland (AHL), posting 3-5-8 and three power play goals in seven contests, including points in his first six games from Mar. 1-25

## CAREER HIGHLIGHTS

- ★ Collected 7-7-14 with four multi-point games in 62 games in his first NHL campaign with Columbus in 2021-22
- ★ Made his NHL debut on Oct. 19, 2021 at Detroit and notched his first career NHL goal on Nov. 15, 2021 vs. Detroit (Thomas Greiss)
- ★ Made his Kontinental Hockey League debut with Avangard Omsk, recording 10-7-17 in 32 regular season games to capture the league's Rookie of the Year Award in 2020-21
- ★ Led all KHL players 20 years or younger in points-per-game (.53) and goals (tied) and ranked second in assists (tied) and points in 2020-21
- ★ Finished third-T on the club in playoff goals with 5-2-7 and 24 penalty minutes in 21 games to help Avangard win the Gagarin Cup for the first time in franchise history in 2020-21
- ★ Made his pro debut in 2019-20, collecting 2-1-3 in two games with Izhstal Izhevsk of Russia's second league (VHL)

## AMATEUR CAREER

- ★ Registered 27-42-69 with a +32 plus/minus rating in 56 games with Omskie Yasterby of Russia's junior league in 2019-20
- ★ Finished second in the league in assists, fifth in points and ranked second on his team in goals in 2019-20
- ★ Tallied 8-8-16 with 13 penalty minutes in 37 outings with Omskie Yasterby (MHL) in 2018-19

## INTERNATIONAL CAREER

- ★ Skated for Russia at the 2021 IIHF World Junior Championships
- ★ Helped Russia win a bronze medal at the 2018 Hlinka Memorial tournament and a silver medal at the 2019 IIHF U18 World Championships

## PERSONAL

- ★ Nickname is "Chinny"
- ★ Started playing hockey at the age of three and grew up idolizing Alex Ovechkin and Patrick Kane
- ★ Grew up also playing soccer and would have been a soccer player if he wasn't playing hockey
- ★ His favorite road city in the NHL is Ft. Lauderdale and his favorite arena is Nationwide Arena
- ★ His most memorable moment in hockey was making his NHL debut in 2021
- ★ Enjoys sleeping, going for walks and playing computer games on his off days
- ★ His favorite athlete of all-time is Kobe Bryant

## CAREER TRANSACTIONS

- ★ Signed a one-year contract extension with Columbus on Apr. 4, 2023
- ★ Signed a three-year entry-level contract with the Blue Jackets on May 2, 2021
- ★ Drafted by Columbus in the first-round, 21st overall, at the 2020 NHL Draft







# 59 YEGOR CHINAKHOV

## SINGLE SEASON HIGHS

GP:	62, 2021-22
G:	7, 2021-22
A:	9, 2022-23
PTS:	14, 2021-22
+/-:	-6, 2022-23
PIM:	16, 2021-22
PPG:	1 (2x), 2022-23
SHG:	0
GWG:	1, 2021-22
S:	98, 2021-22
S%:	9.1, 2022-23
TOI:	13:15, 2022-23
Hits:	50, 2021-22
BkS:	17, 2022-23
Multi-G GP:	1, 2021-22
Multi-A GP:	2, 2022-23
Multi-Pt GP:	4, 2021-22

## GAME HIGHS

G:	2, Jan. 13, 2022 at CAR
A:	2 (3x), Oct. 20, 2022 vs. NSH
PTS:	2 (6x), Oct. 20, 2022 vs. NSH
PIM:	4 (2x), Nov. 28, 2022 vs. VGK
+/-:	2 (5x), Oct. 23, 2022 at NYR
S:	5, Feb. 17, 2022 at CHI
TOI:	18:16, Nov. 15, 2022 vs. PHI
Hits:	4 (2x), Nov. 15, 2022 vs. PHI
BkS:	4, Jan. 20, 2022 at PHI
G Streak:	1 (6x), Mar. 11, 2022 (1-0-1)
A Streak:	3, Nov. 12-17, 2022 (0-3-3)
Pt Streak:	3, Nov. 12-17, 2022 (0-3-3)
GP Streak:	25, Dec. 16, 2021-Feb. 25, 2022

## PENALTY SHOTS - 0

Date	Opp.	Goalie (Result)
------	------	-----------------

## CAREER HIGHLIGHTS

Multi-G GP:	1x, Jan. 13, 2022 at CAR (2-0-2)
Multi-A GP:	3x, Oct. 20, 2022 vs. NSH (0-2-2)
Multi-Pt GP:	6x, Oct. 20, 2022 vs. NSH (0-2-2)
3-PT GP:	0
4+ PT GP:	0
OTG:	0

## MILESTONES

1st GP:	Oct. 19, 2021 at DET
1st G:	Nov. 15, 2021 vs. DET
1st A:	Nov. 6, 2021 vs. COL

## HAT TRICKS - 0

Date	Opp.	Goalie
------	------	--------

## SHOOTOUTS

	G	S	S%	GDG
2022-23	0	1	0.0	0
CAREER	2	4	50.0	2

## VS. THE NHL

TEAM	GP	G	A	PTS	PIM
ANAHEIM	0	0	0	0	0
ARIZONA	2	0	0	0	4
BOSTON	4	0	1	1	0
BUFFALO	4	0	2	2	2
CALGARY	3	0	1	1	2
CAROLINA	5	2	0	2	0
CHICAGO	2	1	1	2	2
COLORADO	4	0	2	2	0
COLUMBUS	0	0	0	0	0
DALLAS	3	0	0	0	0
DETROIT	4	1	1	2	2
EDMONTON	2	0	0	0	0
FLORIDA	5	1	0	1	0
LOS ANGELES	2	0	0	0	0
MINNESOTA	2	1	0	1	0
MONTREAL	3	1	1	2	0
NASHVILLE	3	0	2	2	2
NEW JERSEY	3	2	0	2	0
NY ISLANDERS	6	1	2	3	0
NY RANGERS	3	1	0	1	2
OTTAWA	2	0	0	0	0
PHILADELPHIA	3	0	1	1	0
PITTSBURGH	5	0	0	0	0
SAN JOSE	0	0	0	0	0
SEATTLE	0	0	0	0	0
ST. LOUIS	3	0	0	0	0
TAMPA BAY	5	0	0	0	2
TORONTO	2	0	0	0	2
VANCOUVER	2	0	2	2	2
VEGAS	3	0	0	0	4
WASHINGTON	4	0	0	0	0
WINNIPEG	3	0	0	0	0
NHL TOTALS:	92	11	16	27	26

## CAREER RECORD

## REGULAR SEASON

## PLAYOFFS

YEAR	TEAM	LEAGUE	GP	TOI	G	A	PTS	+/-	PIM	PP	SH	GW	S	S%	GP	G	A	PTS	PIM
2017-18	Omskie Yastreby	MHL	4	14:09	1	4	5	7	2	0	0	0	11	9.1	...	...	...	...	...
2018-19	Omskie Yastreby	MHL	37	14:18	8	8	16	13	4	0	0	1	86	9.3	7	1	1	2	27
	Yastreby U18	Russia U18	8	n/a	7	8	15	9	0	n/a	n/a	n/a	n/a	n/a	...	...	...	...	...
2019-20	Izhstal Izhevsk	VHL	2	13:18	2	1	3	3	0	0	0	1	5	40.0	...	...	...	...	...
	Omskie Yastreby	MHL	56	19:53	27	42	69	32	16	6	3	5	200	13.5	4	1	0	1	2
2020-21	Avangard Omsk	KHL	32	14:00	10	7	17	-2	6	6	0	2	60	16.7	21	5	2	7	24
2021-22	Columbus	NHL	62	12:30	7	7	14	-27	16	1	0	1	98	7.1	...	...	...	...	...
	Cleveland	AHL	1	n/a	1	0	1	0	0	0	0	0	1	100.0	...	...	...	...	...
2022-23	Columbus	NHL	30	13:15	4	9	13	-6	10	1	0	0	44	9.1	...	...	...	...	...
	Cleveland	AHL	7	n/a	3	5	8	4	0	3	0	0	27	11.1	...	...	...	...	...
<b>CBJ/NHL TOTALS</b>			<b>92</b>	<b>12:45</b>	<b>11</b>	<b>16</b>	<b>27</b>	<b>-33</b>	<b>26</b>	<b>2</b>	<b>0</b>	<b>1</b>	<b>142</b>	<b>7.7</b>	...	...	...	...	...
<b>KHL TOTALS</b>			<b>32</b>	<b>14:00</b>	<b>10</b>	<b>7</b>	<b>17</b>	<b>-2</b>	<b>6</b>	<b>6</b>	<b>0</b>	<b>2</b>	<b>60</b>	<b>16.7</b>	<b>21</b>	<b>5</b>	<b>2</b>	<b>7</b>	<b>24</b>
<b>AHL TOTALS</b>			<b>8</b>	...	<b>4</b>	<b>5</b>	<b>9</b>	<b>4</b>	<b>0</b>	<b>3</b>	<b>0</b>	<b>0</b>	<b>28</b>	<b>14.3</b>	...	...	...	...	...
<b>VHL TOTALS</b>			<b>2</b>	<b>13:18</b>	<b>2</b>	<b>1</b>	<b>3</b>	<b>3</b>	<b>0</b>	<b>0</b>	<b>0</b>	<b>1</b>	<b>5</b>	<b>40.0</b>	...	...	...	...	...
<b>MHL TOTALS</b>			<b>97</b>	<b>17:31</b>	<b>36</b>	<b>54</b>	<b>90</b>	<b>52</b>	<b>22</b>	<b>6</b>	<b>3</b>	<b>6</b>	<b>297</b>	<b>12.1</b>	<b>11</b>	<b>2</b>	<b>1</b>	<b>3</b>	<b>29</b>

PLAYERS



# 17 JUSTIN DANFORTH

**POSITION:** Right Wing  
**SHOT:** Right  
**HEIGHT:** 5'8"  
**WEIGHT:** 188

**BORN:** March 15, 1993  
**BIRTHPLACE:** Oshawa, Ontario  
**RESIDES:** Bowmanville, Ontario

X @Danforth17 Instagram Danforth17

**NHL YEAR:** 3rd

**CBJ YEAR:** 3rd

**CONTRACT STATUS:** Signed Through 2024-25 (UFA)

## 2022-23 SEASON

★ Missed final 76 games of the campaign due to a shoulder injury suffered on Oct. 22 vs. Pittsburgh

## CAREER HIGHLIGHTS

- ★ Named the Blue Jackets' nominee for the Bill Masterton Memorial Trophy by the Columbus chapter of the Professional Hockey Writers Association in 2021-22
- ★ Collected 10-4-14 in 45 games in his first NHL campaign with Columbus in 2021-22
- ★ Posted 23-32-55 with 50 penalty minutes, 12 power play goals and a +3 plus/minus rating in 58 games with Vityaz Podolsk in the Kontinental Hockey League in 2020-21
- ★ Ranked fifth-T in the KHL in power play goals, sixth in points, seventh-T in goals and 11th-T in assists, leading his team in each category in 2020-21
- ★ Tallied 27-33-60 in 56 appearances with Lukko (Liiga) in 2019-20
- ★ Awarded the league's Veli-Pekka Ketola Trophy for Most Points, SM-Liiga Golden Helmet for top scorer and the Lasse Oksanen Award for Best Player in 2019-20
- ★ Named to the SM-Liiga All-Star Team, led the Liiga in points and ranked second in goals and fourth-T in assists in 2019-20
- ★ Ranked fifth in the Liiga in points and sixth in assists with 18-34-52 in 59 games with Lukko
- ★ Skated in 15 AHL games in 2017-18 with Rochester, posting 2-3-5
- ★ Awarded the John A. Daley Trophy as ECHL Rookie of the Year and named to the league's All-Rookie Team and the Second All-Star Team after posting 28-31-59 in 44 contests with Cincinnati in 2017-18
- ★ Made his pro debut at the end of the 2016-17 campaign, suiting up for Reading (ECHL), Bridgeport (AHL) and Rochester (AHL)

## AMATEUR CAREER

- ★ Named to the AHA First All-Star Team in 2016-17 after registering 10-22-32 in 37 games in his senior campaign at Sacred Heart University
- ★ Led the team in assists, points and power play goals (5) and ranked second in goals in 2016-17
- ★ Named to the AHA Second All-Conference Team after setting collegiate career highs in goals and points and leading Sacred Heart in both categories with 20-21-41 in 36 games in 2015-16
- ★ Ranked second-T in assists, fourth-T in points and sixth-T in goals for Sacred Heart in 2014-15, recording 7-15-22 in 38 games
- ★ Awarded AHA Rookie of the Year and named to the league's All-Rookie Team in 2013-14 after leading Sacred Heart in assists and points with 5-24-29 in 36 games

## INTERNATIONAL CAREER

- ★ Helped Canada win a gold medal at the 2021 IIHF World Championships

## PERSONAL

- ★ Nickname is "Danny"
- ★ Started playing hockey at the age of four and idolized Wendel Clark growing up
- ★ His favorite road city in the NHL is Boston and his favorite arena is TD Garden (Boston)
- ★ His favorite TV shows are *The Office*, *Suits* and *Band of Brothers*
- ★ He chose his jersey number because of Wendel Clark
- ★ His favorite sports team is the Blue Jays

## CAREER TRANSACTIONS

- ★ Signed a one-year contract extension with Columbus on Oct. 11, 2023
- ★ Signed a two-year contract extension with the Blue Jackets on Mar. 8, 2022
- ★ Signed a one-year contract as a free agent with Columbus on May 3, 2021
- ★ Signed a one-year contract with Vityaz (KHL) on May 2, 2020
- ★ Signed a one-year extension with Lukko on Feb. 27, 2019
- ★ Signed as a free agent with Lukko (Liiga) on May 8, 2018
- ★ Signed an AHL contract with Rochester on May 22, 2017



PLAYERS





# 17 JUSTIN DANFORTH

## SINGLE SEASON HIGHS

GP:	45, 2021-22
G:	10, 2021-22
A:	4, 2021-22
PTS:	14, 2021-22
+/-:	-3, 2022-23
PIM:	10, 2021-22
PPG:	0
SHG:	0
GWG:	1, 2021-22
S:	72, 2021-22
S%:	13.9, 2021-22
TOI:	13:23, 2022-23
Hits:	85, 2021-22
Bks:	22, 2021-22
Multi-G GP:	0
Multi-A GP:	0
Multi-Pt GP:	0

## GAME HIGHS

G:	1 (12x), Oct. 20, 2022 vs. NSH
A:	1 (5x), Oct. 14, 2022 vs. TBL
PTS:	1 (17x), Oct. 20, 2022 vs. NSH
PIM:	2 (7x), Oct. 14, 202 vs. TBL
+/-:	2 (3x), Apr. 17, 2022 at ANA
S:	5, Oct. 12, 2022 at CAR
TOI:	20:23, Oct. 14, 2022 vs. TBL
Hits:	6, Nov. 15, 2021 vs. DET
Bks:	3, Mar. 10, 2022 at NYI
G Streak:	2 (2x), Oct. 18-20, 2022 (2-0-2)
A Streak:	2 (2x), Apr. 17-19, 2022 (0-2-2)
Pt Streak:	2 (4x), Oct. 18-20, 2022 (0-2-2)
GP Streak:	28, Mar. 16-Oct. 22, 2022

## PENALTY SHOTS - 0

Date	Opp.	Goalie (Result)
------	------	-----------------

## CAREER HIGHLIGHTS

Multi-G GP:	0
Multi-A GP:	0
Multi-Pt GP:	0
3-PT GP:	0
4+ PT GP:	0
OTG:	0

## MILESTONES

1st GP:	Nov. 15, 2021 vs. DET
1st G:	Nov. 18, 2021 at ARI
1st A:	Dec. 4, 2021 at WSH

## HAT TRICKS - 0

Date	Opp.	Goalie
------	------	--------

## SHOOTOUTS

	G	S	S%	GDG
2022-23	0	0	0.0	0
CAREER	0	0	0.0	0

## VS. THE NHL

TEAM	GP	G	A	PTS	PIM
ANAHEIM	2	0	1	1	0
ARIZONA	1	1	0	1	0
BOSTON	3	1	0	1	0
BUFFALO	1	1	0	1	0
CALGARY	0	0	0	0	0
CAROLINA	2	0	0	0	4
CHICAGO	0	0	0	0	0
COLORADO	0	0	0	0	0
COLUMBUS	0	0	0	0	0
DALLAS	1	0	0	0	0
DETROIT	2	1	0	1	0
EDMONTON	2	1	0	1	2
FLORIDA	1	1	0	1	0
LOS ANGELES	2	1	0	1	0
MINNESOTA	1	0	0	0	0
MONTREAL	1	0	0	0	0
NASHVILLE	3	1	0	1	0
NEW JERSEY	1	0	0	0	0
NY ISLANDERS	3	1	0	1	0
NY RANGERS	0	0	0	0	0
OTTAWA	2	0	0	0	0
PHILADELPHIA	2	1	0	1	0
PITTSBURGH	4	1	0	1	2
SAN JOSE	2	0	2	2	0
SEATTLE	1	0	0	0	0
ST. LOUIS	2	0	0	0	0
TAMPA BAY	3	0	1	1	4
TORONTO	3	0	0	0	0
VANCOUVER	2	1	0	1	0
VEGAS	1	0	0	0	0
WASHINGTON	2	0	1	1	0
WINNIPEG	1	0	0	0	2
NHL TOTALS:	51	12	5	17	14

## CAREER RECORD

## REGULAR SEASON

## PLAYOFFS

YEAR	TEAM	LEAGUE	GP	TOI	G	A	PTS	+/-	PIM	PP	SH	GW	S	S%	GP	G	A	PTS	PIM
2013-14	Sacred Heart	AHA	36	n/a	5	24	29	-14	24	0	0	1	97	5.2	...	...	...	...	...
2014-15	Sacred Heart	AHA	38	n/a	7	15	22	-1	26	1	1	1	123	5.7	...	...	...	...	...
2015-16	Sacred Heart	AHA	36	n/a	20	21	41	9	22	3	3	4	147	13.6	...	...	...	...	...
2016-17	Sacred Heart	AHA	37	n/a	10	22	32	-5	53	5	0	1	160	6.3	...	...	...	...	...
	Bridgeport	AHL	1	n/a	0	0	0	0	0	0	0	0	0	0.0	...	...	...	...	...
	Rochester	AHL	5	n/a	2	0	2	1	4	0	0	0	11	0.0	...	...	...	...	...
	Reading	ECHL	3	n/a	1	2	3	-1	2	0	1	0	6	16.7	...	...	...	...	...
2017-18	Rochester	AHL	15	n/a	2	3	5	1	12	0	0	1	18	11.1	...	...	...	...	...
	Cincinnati	ECHL	44	n/a	28	31	59	26	40	8	1	5	164	17.1	2	0	0	0	4
2018-19	Lukko	Liiga	59	19:46	18	34	52	7	73	5	2	2	256	7.0	7	2	2	4	0
2019-20	Lukko	Liiga	56	20:38	27	33	60	26	26	5	2	5	278	9.7	...	...	...	...	...
2020-21	Vityaz Podolsk	KHL	58	20:38	23	32	55	3	50	12	1	4	180	12.8	...	...	...	...	...
2021-22	Columbus	NHL	45	12:34	10	4	14	-5	10	0	0	1	72	13.9	...	...	...	...	...
	Cleveland	AHL	8	n/a	2	3	5	-6	0	1	0	0	16	12.5	...	...	...	...	...
2022-23	Columbus	NHL	6	13:23	2	1	3	-3	4	0	0	0	10	20.0	...	...	...	...	...
<b>CBJ/NHL TOTALS</b>			<b>51</b>	<b>12:40</b>	<b>12</b>	<b>5</b>	<b>17</b>	<b>-8</b>	<b>14</b>	<b>0</b>	<b>0</b>	<b>1</b>	<b>82</b>	<b>14.6</b>	...	...	...	...	...
<b>KHL TOTALS</b>			<b>58</b>	<b>20:38</b>	<b>23</b>	<b>32</b>	<b>55</b>	<b>3</b>	<b>50</b>	<b>12</b>	<b>1</b>	<b>4</b>	<b>180</b>	<b>12.8</b>	...	...	...	...	...
<b>LIIGA TOTALS</b>			<b>115</b>	<b>20:11</b>	<b>45</b>	<b>67</b>	<b>112</b>	<b>33</b>	<b>99</b>	<b>10</b>	<b>4</b>	<b>7</b>	<b>534</b>	<b>8.4</b>	<b>7</b>	<b>2</b>	<b>2</b>	<b>4</b>	<b>0</b>
<b>AHL TOTALS</b>			<b>29</b>	...	<b>6</b>	<b>6</b>	<b>12</b>	<b>-4</b>	<b>16</b>	<b>1</b>	<b>0</b>	<b>1</b>	<b>45</b>	<b>13.3</b>	...	...	...	...	...
<b>ECHL TOTALS</b>			<b>47</b>	...	<b>29</b>	<b>33</b>	<b>62</b>	<b>25</b>	<b>42</b>	<b>8</b>	<b>2</b>	<b>5</b>	<b>200</b>	<b>14.5</b>	<b>2</b>	<b>0</b>	<b>0</b>	<b>0</b>	<b>4</b>
<b>NCAA TOTALS</b>			<b>147</b>	...	<b>42</b>	<b>82</b>	<b>124</b>	<b>-11</b>	<b>125</b>	<b>9</b>	<b>4</b>	<b>7</b>	<b>527</b>	<b>8.0</b>	...	...	...	...	...

PLAYERS



# 19 LIAM FOUDY

**POSITION:** Forward

**SHOT:** Left

**HEIGHT:** 6'2"

**WEIGHT:** 193

**BORN:** February 4, 2000

**BIRTHPLACE:** Scarborough, Ontario

**RESIDES:** Scarborough, Ontario

X @Foudshow

📷 Foudy\_22

**NHL YEAR:** 5th

**CBJ YEAR:** 5th

**CONTRACT STATUS:** Signed Through 2023-24 (RFA)

## 2022-23 SEASON

- ★ Set single-season career highs with 7-7-14 in 62 games with Columbus
- ★ Tallied first career regular season goal on Feb. 18 at Dallas

## CAREER HIGHLIGHTS

- ★ Spent the majority of the 2021-22 season with Cleveland (AHL) and posted 7-12-19 in 29 contests before missing the final 39 games with an injury
- ★ Skated in 24 games with the Blue Jackets in 2020-21, registering 0-4-4 with six penalty minutes
- ★ Added 3-13-16 with a +7 plus/minus rating in 12 games with Cleveland (AHL) in 2020-21, finishing tied for team lead among rookies in assists
- ★ Ranked second-T on the club in assists, fourth-T in plus/minus rating and sixth in points in 2020-21
- ★ Made his NHL debut on Feb. 10, 2020 vs. Tampa Bay and skated in two regular season games with the Blue Jackets
- ★ Added 1-1-2 in 10 postseason appearances, including notching his first career goal on Aug. 9, 2020 in Game 5 of the Stanley Cup Qualifying Series at Toronto (Frederik Andersen)
- ★ Made his pro debut at the end of the 2018-19 campaign, posting 2-0-2 in eight AHL playoff games with the Monsters
- ★ Made his AHL debut on Apr. 19, 2019 at Syracuse and notched two goals, including the series clincher, on Apr. 25 vs. Syracuse

## AMATEUR CAREER

- ★ Was named MVP of the London Knights (OHL) after serving as co-captain and registering 28-40-68 in 45 contests
- ★ Ranked 10th in the OHL in plus/minus rating and ranked third on the Knights in goals, assists and points in 2019-20
- ★ Ended the 2019-20 campaign riding an 18-game point streak from Jan. 26-Mar. 8 (13-21-34), including a 15-game assist streak from Feb. 4-Mar. 8 (10-19-29)
- ★ Notched career highs with 36-32-68 and was +39 in 62 contests with the London Knights of the Ontario Hockey League in 2018-19
- ★ Finished second-T in the league in shorthanded goals (6) and ranked third on the team in goals and points in 2018-19
- ★ Registered 24-16-40 and 26 penalty minutes in 65 games with London in 2017-18

## INTERNATIONAL CAREER

- ★ Helped Canada win gold and was named a top three player for his team after posting 3-1-4 in seven games at the 2020 IIHF World Junior Championships
- ★ Notched 2-2-4 in five games at 2018 IIHF U18 World Championships

## PERSONAL

- ★ Nickname is "Fouds"
- ★ Started playing hockey at the age of four and idolized Pavel Datsyuk growing up
- ★ His mother, France Gareau, won a silver medal for Canada (4x100m Relay) at the 1984 Olympic Games and his father, Sean, played six seasons in the CFL
- ★ His favorite sports teams are the Toronto Raptors and the Toronto Blue Jays
- ★ Would attend the Super Bowl if he could attend any sporting event in the world

- ★ Also played soccer, basketball, ran track and swam while growing up
- ★ His top three TV shows are *Breaking Bad*, *Prison Break* and *Top Boy*

## CAREER TRANSACTIONS

- ★ Signed a two-year contract extension with Columbus on June 17, 2022
- ★ Signed a three-year entry level contract with the Blue Jackets on July 30, 2018
- ★ Columbus' first round pick, 18th overall, at the 2018 NHL Draft







# 19 LIAM FOUDY

## SINGLE SEASON HIGHS

GP:	62, 2022-23
G:	7, 2022-23
A:	7, 2022-23
PTS:	14, 2022-23
+/-:	0, 2020-21
PIM:	8, 2022-23
PPG:	0
SHG:	0
GWG:	0
S:	67, 2022-23
S%:	10.4, 2022-23
TOI:	12:36, 2020-21
Hits:	60, 2022-23
Bks:	18, 2022-23
Multi-G GP:	0
Multi-A GP:	1, 2022-23
Multi-Pt GP:	1, 2022-23

## GAME HIGHS

G:	1 (7x), Apr. 11, 2023 at PHI
A:	2, Oct. 23, 2022 at NYR
PTS:	2, Oct. 23, 2022 at NYR
PIM:	2 (7x), Feb. 26, 2023 at MIN
+/-:	2 (3x), Mar. 7, 2023 at PIT
S:	5 (2x), Jan. 28, 2021 vs. FLA
TOI:	19:10, Apr. 2, 2023 vs. OTT
Hits:	4 (2x), Mar. 24, 2023 vs. NYI
Bks:	2 (2x), Mar. 24, 2023 vs. NYI
G Streak:	1 (7x), Apr. 11, 2023 (1-0-1)
A Streak:	1 (12x), Apr. 4, 2023 (0-1-1)
Pt Streak:	2, Mar. 17-19, 2023 (1-1-2)
GP Streak:	35, Jan. 25, 2023-Apr. 14, 2023

## PENALTY SHOTS - 0

Date	Opp.	Goalie (Result)
------	------	-----------------

## CAREER HIGHLIGHTS

Multi-G GP:	0
Multi-A GP:	1x, Oct. 23, 2022 at NYR (0-2-2)
Multi-Pt GP:	1x, Oct. 23, 2022 at NYR (0-2-2)
3-PT GP:	0
4+ PT GP:	0
OTG:	0

## MILESTONES

1st GP:	Feb. 10, 2020 vs. TBL
1st G:	Feb. 18, 2023 at DAL*
1st A:	Feb. 13, 2020 at BUF

\* First regular season goal

## HAT TRICKS - 0

Date	Opp.	Goalie
------	------	--------

## SHOOTOUTS

	G	S	S%	GDG
2022-23	0	0	0.0	0
CAREER	0	0	0.0	0

## VS. THE NHL

TEAM	GP	G	A	PTS	PIM
ANAHEIM	1	0	1	1	0
ARIZONA	1	0	0	0	0
BOSTON	2	0	1	1	0
BUFFALO	3	0	1	1	0
CALGARY	0	0	0	0	0
CAROLINA	4	0	0	0	0
CHICAGO	4	0	1	1	2
COLORADO	2	0	1	1	0
COLUMBUS	0	0	0	0	0
DALLAS	2	1	0	1	0
DETROIT	8	0	1	1	0
EDMONTON	2	0	0	0	0
FLORIDA	6	0	0	0	2
LOS ANGELES	1	0	0	0	0
MINNESOTA	2	1	0	1	2
MONTREAL	3	0	0	0	0
NASHVILLE	4	0	1	1	0
NEW JERSEY	3	0	0	0	0
NY ISLANDERS	3	1	0	1	2
NY RANGERS	4	0	2	2	0
OTTAWA	3	0	0	0	0
PHILADELPHIA	4	1	0	1	0
PITTSBURGH	2	1	1	2	0
SAN JOSE	1	1	0	1	0
SEATTLE	2	0	0	0	0
ST. LOUIS	1	0	0	0	0
TAMPA BAY	9	0	1	1	2
TORONTO	3	0	1	1	0
VANCOUVER	1	0	0	0	0
VEGAS	2	1	0	1	0
WASHINGTON	4	0	0	0	0
WINNIPEG	2	0	0	0	4
NHL TOTALS:	89	7	12	19	14


## CAREER RECORD

## REGULAR SEASON

## PLAYOFFS

YEAR	TEAM	LEAGUE	GP	TOI	G	A	PTS	+/-	PIM	PP	SH	GW	S	S%	GP	G	A	PTS	PIM
2016-17	London	OHL	58	n/a	9	6	15	1	19	0	0	4	50	18.0	13	0	0	0	0
2017-18	London	OHL	65	n/a	24	16	40	-2	22	1	5	4	136	17.6	4	1	1	2	0
2018-19	London	OHL	62	n/a	36	32	68	39	32	3	6	5	193	18.7	11	6	6	12	12
	Cleveland	AHL	...	...	...	...	...	...	...	...	...	...	...	...	8	2	0	2	2
2019-20	Columbus	NHL	2	14:13	0	1	1	1	0	0	0	0	3	0.0	10	1	1	2	0
	London	OHL	45	n/a	28	40	68	41	24	5	1	4	172	16.3	...	...	...	...	...
2020-21	Columbus	NHL	24	12:36	0	4	4	0	6	0	0	0	43	0.0	...	...	...	...	...
	Cleveland	AHL	12	n/a	3	13	16	7	0	1	1	0	25	12.0	...	...	...	...	...
2021-22	Columbus	NHL	1	11:51	0	0	0	-1	0	0	0	0	1	0.0	...	...	...	...	...
	Cleveland	AHL	29	n/a	7	12	19	4	6	0	1	1	78	9.0	...	...	...	...	...
2022-23	Columbus	NHL	62	12:08	7	7	14	-26	8	0	0	0	67	10.4	...	...	...	...	...
CBJ/NHL TOTALS			89	12:18	7	12	19	-26	14	0	0	0	111	6.3	10	1	1	2	0
AHL TOTALS			41	...	10	25	35	11	6	1	2	1	103	9.7	8	2	0	2	2
OHL TOTALS			230	...	97	94	191	79	97	9	12	17	551	17.6	28	7	7	14	12

PLAYERS



# 13 JOHNNY GAUDREAU

**POSITION:** Left Wing

**SHOT:** Left

**HEIGHT:** 5'9"

**WEIGHT:** 163

**BORN:** August 13, 1993

**BIRTHPLACE:** Salem, New Jersey

**RESIDES:** Avalon, New Jersey

[JohnGaudreau03](#)

**NHL YEAR:** 11th

**CBJ YEAR:** 2nd

**CONTRACT STATUS:** Signed Through 2028-29 (UFA)

## 2022-23 SEASON

- ★ Led Blue Jackets in assists (53), points (74), shots (220), multi-assist (16) and multi-point games (20) in his first season with club
- ★ Was the fourth player in Columbus history to record 50 assists and sixth player to post 70 points in a single season
- ★ Notched the third-most multi-point games, fourth-most assists and fifth-most points in a single season in franchise history
- ★ Set a franchise record for fewest games to record 50 career points as a Blue Jacket (53 GP), surpassing Ray Whitney (56 GP, in 2002-03)
- ★ Tied CBJ single-game record with five points on Mar. 14 at San Jose (2-3-5)
- ★ Skated in his seventh career NHL All-Star Game on Feb. 4 at FLA Live Arena in Sunrise, Florida (3-0-3, 1 GP)

## CAREER HIGHLIGHTS

- ★ Has scored 30-plus goals in three seasons, while topping 40-plus assists eight times and 60-plus points on seven occasions
- ★ Ranks fifth-T in the NHL in assists and ninth in points since playing in his first full NHL campaign in 2014-15
- ★ Has skated in seven NHL All-Star Games from 2015-19 and 2022-23
- ★ Named to the NHL's First All-Star Team in 2021-22 after setting career highs with 40-75-115 and was +64 in 82 games with Calgary
- ★ Led the League in plus/minus rating and ranked second in points, third in assists and 15th-T in goals in 2021-22
- ★ Registered the second-most assists (tied) and points in a single season in Flames history in 2021-22, trailing only Kent Nilsson's 49-82-131 in 80 contests in 1980-81
- ★ Tied Nilsson's single-season franchise record in multi-assist games (20, 1980-81) and posted the second-most multi-point performances (tied, 32) in 2021-22
- ★ Ranked fifth on the Flames' all-time list in assists, points and game-winning goals following the 2021-22 campaign
- ★ Posted back-to-back 60-assists and 80-point seasons with the Flames in 2017-18 and 2018-19, totaling 36-63-99 in 82 contests in 2018-19
- ★ Tied for the second-most points in a single game in Flames history with 3-3-6 on Mar. 12, 2019 vs. New Jersey
- ★ Captured the Lady Byng Trophy as the NHL's most gentlemanly player in 2016-17 after collecting 18-43-61 and just four PIM in 72 games with Calgary
- ★ Led the NHL in multi-goal games (8) and overtime points (tied, 3-5-8) and finished sixth in points while notching his first career 30-goal campaign with 30-48-78 in 79 contests in 2015-16

## AMATEUR CAREER

- ★ Totaled 78-97-175 in 119 games over three seasons at Boston College from 2011-14
- ★ Named a finalist for the Hobey Baker Award as the best collegiate player in the country as a sophomore in 2012-13
- ★ Won the Hobey Baker Award in his junior campaign after leading the nation in goals, assists and points with 36-44-80 in 40 games in 2013-14
- ★ Helped the Eagles capture the NCAA championship in 2011-12

## INTERNATIONAL CAREER

- ★ Has represented the United States at the 2014, 2017, 2018 (bronze) and 2019 IIHF World Championships
- ★ Named to the tournament all-star team at the 2013 IIHF World Junior Championships after leading the United States to a gold medal with 7-2-9 in seven contests

## PERSONAL

- ★ Nickname is "Johnny Hockey"
- ★ Started playing hockey at the age of two and grew up idolizing Martin St. Louis
- ★ He and his wife, Meredith, have a daughter named Noa and a Goldendoodle named Bailey
- ★ He chose his jersey number because he was born on Friday the 13th
- ★ His favorite road city in the NHL is Nashville and his favorite arena is Madison Square Garden (New York)
- ★ His favorite musical artist is Kenny Chesney
- ★ Most memorable moment in hockey was playing in his first NHL game

## CAREER TRANSACTIONS

- ★ Signed a seven-year contract as a free agent with Columbus on July 13, 2022
- ★ Signed a six-year contract extension with Calgary on Oct. 11, 2016
- ★ Signed a three-year entry level contract with the Flames on Apr. 11, 2014
- ★ Drafted by Calgary in the fourth round, 104th overall, at the 2011 NHL Draft







# 13 JOHNNY GAUDREAU

## SINGLE SEASON HIGHS

GP:	82 (2x), 2021-22
G:	40, 2021-22
A:	75, 2021-22
PTS:	115, 2021-22
+/-:	64, 2021-22
PIM:	26 (2x), 2021-22
PPG:	8, 2014-15
SHG:	0
GWG:	9, 2021-22
S:	262, 2021-22
S%:	17.0, 2020-21
TOI:	20:04, 2018-19
Hits:	26, 2015-16
Bks:	27, 2014-15
Multi-G GP:	8, 2015-16
Multi-A GP:	20, 2021-22
Multi-Pt GP:	32, 2021-22

## GAME HIGHS

G:	3 (6x), Mar. 10, 2022 vs. TBL
A:	5, Mar. 26, 2022 vs. EDM
PTS:	6, Mar. 12, 2019 vs. NJD
PIM:	12, Feb. 28, 2018 at COL
+/-:	4 (5x), Apr. 16, 2022 vs. ARI
S:	10, Nov. 16, 2021 at PHI
TOI:	27:23, Apr. 6, 2019 vs. EDM
Hits:	4, Feb. 12, 2019 at TBL
Bks:	3 (2x), Feb. 13, 2020 at ANA
G Streak:	6, Nov. 7-20, 2017 (7-6-13)
A Streak:	8, Feb. 15-29, 2016 (3-9-12)
Pt Streak:	11, Dec. 31, 2018-Jan. 19, 2019 (10-12-22)
GP Streak:	294, Mar. 31, 2018- Apr. 29, 2022

## PENALTY SHOTS - 5

Date	Opp.	Goalie (Result)
Mar. 12, 2019	vs. NJD	Blackwood (Goal)
Mar. 1, 2020	at FLA	Montembeault (No Goal)
Jan. 29, 2022	vs. VAN	Demko (No Goal)
Mar. 22, 2022	vs. SJS	Reimer (No Goal)
Jan. 23, 2023	at CGY	Vladar (No Goal)

## CAREER HIGHLIGHTS

Multi-G GP:	35x, Mar. 14, 2023 at SJS (2-3-5)
Multi-A GP:	99x, Apr. 2, 2023 vs. OTT (0-2-2)
Multi-Pt GP:	176x, Apr. 2, 2023 vs. OTT (0-2-2)
3-PT GP:	42x, Dec. 11, 2022 vs. LAK (1-2-3)
4+ PT GP:	14x, Mar. 14, 2023 at SJS (2-3-5)
OTG:	14x, Apr. 13, 2023 vs. PIT (1:00)

## MILESTONES

1st GP:	Apr. 13, 2014 at VAN
1st G:	Apr. 13, 2014 at VAN
1st A:	Oct. 19, 2014 at WPG
100th GP:	Nov. 15, 2015 at CHI
200th GP:	Jan. 23, 2017 at TOR
300th GP:	Mar. 7, 2018 at BUF
400th GP:	Oct. 13, 2019 at SJS
500th GP:	Mar. 27, 2021 vs. WPG
600th GP:	Apr. 26, 2022 at NSH
100th G:	Oct. 17, 2018 vs. BOS
200th G:	Mar. 25, 2022 vs. ARI
100th A:	Dec. 10, 2016 vs. WPG (2nd A)
200th A:	Oct. 27, 2018 vs. WSH (2nd A)
300th A:	Feb. 6, 2021 vs. EDM
400th A:	Oct. 15, 2023 at STL
100th Pt:	Dec. 22, 2015 vs. WPG (2nd G)
200th Pt:	Mar. 27, 2017 vs. COL (G or A-1pt)
300th Pt:	Oct. 21, 2018 at NYR (2nd G)
400th Pt:	Oct. 31, 2019 at NSH (2nd A)
500th Pt:	Oct. 23, 2021 at WSH (2nd A)
600th Pt:	Apr. 18, 2022 at CHI (1st G)

## HAT TRICKS - 6

Date	Opp.	Goalie
12/22/14	at LAK	Quick (3)
12/4/15	vs. BOS	Gustavsson-2, Rask-1
12/22/15	vs. WPG	Hutchinson (2, EN)
12/27/18	at WPG	Hellebuyck (2, EN)
3/12/19	vs. NJD	Blackwood (3)
3/10/22	vs. TBL	Vasilevskiy (3)

## SHOOTOUTS

	G	S	S%	GDG
2022-23	0	2	0.0	0
CAREER	8	28	28.6	4

## VS. THE NHL

TEAM	GP	G	A	PTS	PIM
ANAHEIM	31	5	24	29	8
ARIZONA	29	12	18	30	6
BOSTON	16	9	8	17	8
BUFFALO	16	9	8	17	4
CALGARY	2	0	2	2	0
CAROLINA	17	6	6	12	2
CHICAGO	22	9	19	28	2
COLORADO	23	8	10	18	18
COLUMBUS	11	4	11	15	2
DALLAS	22	10	8	18	4
DETROIT	16	5	17	22	4
EDMONTON	43	16	23	39	10
FLORIDA	17	6	11	17	2
LOS ANGELES	30	11	23	34	4
MINNESOTA	22	4	16	20	0
MONTRÉAL	26	6	16	22	2
NASHVILLE	23	5	23	28	0
NEW JERSEY	16	7	16	23	4
NY ISLANDERS	15	5	12	17	10
NY RANGERS	17	9	8	17	2
OTTAWA	26	6	17	23	2
PHILADELPHIA	17	6	16	22	2
PITTSBURGH	18	8	6	14	4
SAN JOSE	32	12	18	30	2
SEATTLE	6	2	4	6	2
ST. LOUIS	23	6	19	25	0
TAMPA BAY	16	6	10	16	4
TORONTO	24	6	10	16	14
VANCOUVER	43	14	31	45	24
VEGAS	16	5	7	12	6
WASHINGTON	18	3	15	18	0
WINNIPEG	29	11	20	31	2
NHL TOTALS:	682	231	452	683	154

## CAREER RECORD

## REGULAR SEASON

## PLAYOFFS

YEAR	TEAM	LEAGUE	GP	TOI	G	A	PTS	+/-	PIM	PP	SH	GW	S	S%	GP	G	A	PTS	PIM
2010-11	Dubuque	USHL	60	n/a	36	36	72	0	36	15	0	7	5	n/a	11	5	6	11	6
2011-12	Boston College	H-East	44	n/a	21	23	44	20	10	7	0	5	89	15.7	...	...	...	...	...
2012-13	Boston College	H-East	35	n/a	21	30	51	19	29	4	0	6	119	20.2	...	...	...	...	...
2013-14	Boston College	H-East	40	n/a	36	44	80	42	14	10	1	7	135	20.7	...	...	...	...	...
	Calgary	NHL	1	15:11	1	0	1	1	0	0	0	0	1	100.0	...	...	...	...	...
2014-15	Calgary	NHL	80	17:43	24	40	64	11	14	8	0	4	167	14.4	11	4	5	9	6
2015-16	Calgary	NHL	79	19:56	30	48	78	4	20	6	0	6	217	13.8	...	...	...	...	...
2016-17	Calgary	NHL	72	18:29	18	43	61	-7	4	4	0	3	182	9.9	4	0	2	2	0
2017-18	Calgary	NHL	80	19:25	24	60	84	2	26	3	0	4	227	10.6	...	...	...	...	...
2018-19	Calgary	NHL	82	20:04	36	63	99	18	24	6	0	8	245	14.7	5	0	1	1	2
2019-20	Calgary	NHL	70	18:47	18	40	58	-10	12	6	0	2	209	8.6	10	4	3	7	0
2020-21	Calgary	NHL	56	18:25	19	30	49	2	6	7	0	5	112	17.0	...	...	...	...	...
2021-22	Calgary	NHL	82	18:34	40	75	115	64	26	6	0	9	262	15.3	12	3	11	14	2
2022-23	Columbus	NHL	80	19:25	21	53	74	-33	22	3	0	4	220	9.5	...	...	...	...	...
CBJ TOTALS			80	19:25	21	53	74	-33	22	3	0	4	220	9.5	...	...	...	...	...
NHL TOTALS			682	19:00	231	452	683	52	154	49	0	45	1,842	12.5	42	11	22	33	10
NCAA TOTALS			119	...	80	97	175	81	53	21	1	28	343	...	...	...	...	...	...
USHL TOTALS			60	...	36	36	72	0	36	15	0	7	5	...	11	5	6	11	6

PLAYERS



# 44 ERIK GUDBRANSON

**POSITION:** Defense

**SHOT:** Right

**HEIGHT:** 6'5"

**WEIGHT:** 222

**BORN:** January 7, 1992

**BIRTHPLACE:** Ottawa, Ontario

**RESIDES:** Port Carling, Ontario

@Guddy44

**NHL YEAR:** 13th

**CBJ YEAR:** 2nd

**CONTRACT STATUS:** Signed Through 2025-26 (UFA)

## 2022-23 SEASON

- ★ Set single-season career highs in assists (12), time on ice/game (21:18) and blocked shots (137) and finished second on the club in blocked shots
- ★ Collected his 100th career NHL point with his first goal as a Blue Jacket on Dec. 2 at Winnipeg (David Rittich)

## CAREER HIGHLIGHTS

- ★ Set career highs in goals, assists, points and games played with 6-11-17 and 68 PIM in 78 contests with Calgary in 2021-22
- ★ Awarded the Peter Maher Good Guy Award in 2021-22 which is selected by local media to the Flames player who best exemplifies Maher's values in dealing with others: sincerity, integrity, dedication and respect
- ★ Served as an alternate captain for Ottawa in 2020-21 and led the team in hits with 92 prior to a trade to Nashville
- ★ Split the 2019-20 campaign between Pittsburgh and Anaheim, combining for 4-5-9 and 95 PIM in 51 games
- ★ Scored his first career playoff goal and point while with the Penguins on Apr. 12, 2019 at the NY Islanders
- ★ Combined for 5-14-19 and 136 PIM in 139 games over parts of three seasons with the Canucks from 2016-19
- ★ Spent his first five NHL campaigns with Florida, setting season highs with 4-9-13 in 76 games in 2014-15
- ★ Led Florida blueliners in ice time at 26:54 in the 2016 NHL Playoffs
- ★ Registered a career-high 114 PIM with Florida in 2013-14 and a career-high 212 hits in 2014-15

## AMATEUR CAREER

- ★ Set OHL career highs with 12-22-34 and 105 penalty minutes in 44 games with Kingston
- ★ Captured the OHL's Bobby Smith Trophy as the Scholastic Player of the Year in 2009-10 after recording 2-21-23 in 41 outings with the Frontenacs
- ★ Collected 3-19-22 in 69 appearances with Kingston and was named to the OHL's Second All-Rookie Team in 2008-09

## INTERNATIONAL CAREER

- ★ Represented Team Canada at the 2014 IIHF World Championships
- ★ Helped Canada win a silver medal at the 2011 IIHF World Junior Championships, leading tournament blueliners in goals with 3-2-5 in seven games
- ★ Skated for Canada at the 2009 and 2010 U18 IIHF World Championships, serving as team captain at the 2010 tournament

## PERSONAL

- ★ Nickname is "Guddy"
- ★ Started playing hockey at the age of three and idolized Paul Kariya and Scott Niedermeyer growing up
- ★ Can speak English and French
- ★ He and his wife, Sarah, have two children named Bennett and Zoey
- ★ Used to play tenor saxophone
- ★ His favorite vacation spot is Mallorca, Spain
- ★ Favorite road city in the NHL is New York and his favorite arena is Bell Centre (Montreal)

## CAREER TRANSACTIONS

- ★ Signed a four-year contract as a free agent with Columbus on July 13, 2022
- ★ Signed a one-year contract as a free agent with Calgary on Sept. 10, 2021
- ★ Acquired by Nashville from Ottawa in exchange for D Brandon Fortunato and a seventh round pick in the 2023 NHL Draft on Apr. 12, 2021
- ★ Acquired by the Senators from the Ducks in exchange for a fifth round pick in the 2021 NHL Draft on Oct. 8, 2020
- ★ Acquired by Anaheim from Pittsburgh in exchange for F Andreas Martinsen and a seventh round selection in the 2021 NHL Draft on Oct. 25, 2019
- ★ Acquired by the Penguins from the Canucks in exchange for F Tanner Pearson on Feb. 25, 2019
- ★ Signed a three-year contract extension with Vancouver on Feb. 20, 2018
- ★ Signed a one-year contract extension with the Canucks on June 15, 2017
- ★ Acquired by Vancouver along with a fifth round pick in the 2016 NHL Draft from Florida in exchange for F Jared McCann along with second and fourth round picks in the 2016 NHL Draft on May 26, 2016
- ★ Signed a one-year contract extension with the Panthers on May 9, 2016
- ★ Signed a two-year contract extension with Florida on July 10, 2014
- ★ Signed a three-year entry level contract with the Panthers on July 15, 2011
- ★ Drafted by Florida in the first round, third overall, at the 2010 NHL Draft



PLAYERS





# 44 ERIK GUDBRANSON

## SINGLE SEASON HIGHS

GP:	78, 2021-22
G:	6, 2021-22
A:	12, 2022-23
PTS:	17, 2021-22
+/-:	15, 2021-22
PIM:	114, 2013-14
PPG:	0
SHG:	0
GWG:	1 (4x), 2022-23
S:	129, 2021-22
S%:	5.1, 2019-20
TOI:	21:18, 2022-23
Hits:	212, 2014-15
BKS:	137, 2022-23
Multi-G GP:	0
Multi-A GP:	1 (3x), 2022-23
Multi-Pt GP:	2, 2013-14

## GAME HIGHS

G:	1 (28x), Dec. 2, 2022 at WPG
A:	2 (3x), Nov. 17, 2022 vs. MTL
PTS:	2 (7x), Nov. 17, 2022 vs. MTL
PIM:	29, Nov. 29, 2019 vs. WPG
+/-:	4, Feb. 15, 2022 vs. CBJ
S:	6, Feb. 19, 2022 vs. SEA
TOI:	27:06, Nov. 15, 2022 vs. PHI
Hits:	9, Mar. 1, 2022 at MIN
BKS:	8, Dec. 19, 2022 vs. DAL
G Streak:	2 (2x), Feb. 12-15, 2022 (2-0-2)
A Streak:	4, Oct. 31-Nov. 8, 2018 (1-4-5)
Pt Streak:	5, Oct. 31-Nov. 10, 2018 (2-4-6)
GP Streak:	71, May 10, 2021-Apr. 6, 2022

## PENALTY SHOTS - 0

Date	Opp.	Goalie (Result)
------	------	-----------------

## CAREER HIGHLIGHTS

Multi-G GP:	0
Multi-A GP:	3x, Nov. 17, 2022 vs. MTL (0-2-2)
Multi-Pt GP:	7x, Nov. 17, 2022 vs. MTL (0-2-2)
3-PT GP:	0
4+ PT GP:	0
OTG:	0

## MILESTONES

1st GP:	Oct. 8, 2011 at NYI
1st G:	Dec. 1, 2011 at LAK
1st A:	Dec. 11, 2011 at NYR
100th GP:	Apr. 7, 2013 vs. OTT
200th GP:	Dec. 20, 2014 at PIT
300th GP:	Mar. 1, 2016 at WPG
400th GP:	Oct. 22, 2018 vs. WSH
500th GP:	Dec. 22, 2019 at NYR
600th GP:	Jan. 24, 2022 vs. STL
700th GP:	Feb. 26, 2023 at MIN
100th Pt:	Dec. 2, 2022 at WPG (goal)

## HAT TRICKS - 0

Date	Opp.	Goalie
------	------	--------

## SHOOTOUTS

	G	S	S%	GDG
2022-23	0	0	0.0	0
CAREER	0	1	0.0	0

## VS. THE NHL

TEAM	GP	G	A	PTS	PIM
ANAHEIM	18	1	3	4	15
ARIZONA	21	0	2	2	25
BOSTON	26	1	2	3	28
BUFFALO	27	1	2	3	27
CALGARY	20	1	3	4	17
CAROLINA	32	1	4	5	45
CHICAGO	22	1	1	2	15
COLORADO	18	2	1	3	4
COLUMBUS	19	3	1	4	17
DALLAS	18	1	3	4	13
DETROIT	23	0	4	4	6
EDMONTON	27	1	2	3	51
FLORIDA	14	0	2	2	13
LOS ANGELES	21	1	3	4	6
MINNESOTA	22	1	2	3	4
MONTRÉAL	33	0	6	6	44
NASHVILLE	16	0	1	1	7
NEW JERSEY	18	0	3	3	8
NY ISLANDERS	26	3	2	5	48
NY RANGERS	25	2	3	5	23
OTTAWA	24	0	1	1	32
PHILADELPHIA	25	3	2	5	32
PITTSBURGH	22	0	2	2	22
SAN JOSE	18	0	3	3	17
SEATTLE	4	0	1	1	2
ST. LOUIS	19	0	6	6	16
TAMPA BAY	31	2	5	7	52
TORONTO	29	1	2	3	15
VANCOUVER	17	0	0	0	6
VEGAS	12	0	2	2	0
WASHINGTON	33	0	2	2	78
WINNIPEG	31	2	3	5	77
NHL TOTALS:	711	28	79	107	765

## CAREER RECORD

## REGULAR SEASON

## PLAYOFFS

YEAR	TEAM	LEAGUE	GP	TOI	G	A	PTS	+/-	PIM	PP	SH	GW	S	S%	GP	G	A	PTS	PIM
2008-09	Kingston	OHL	63	n/a	3	19	22	-16	69	2	0	1	n/a	n/a	...	...	...	...	...
2009-10	Kingston	OHL	41	n/a	2	21	23	11	68	1	1	0	n/a	n/a	7	1	2	3	0
2010-11	Kingston	OHL	44	n/a	12	22	34	-1	105	4	1	2	n/a	n/a	5	1	3	4	-3
2011-12	Florida	NHL	72	14:12	2	6	8	-19	78	0	0	0	76	2.6	7	0	0	0	8
2012-13	Florida	NHL	32	18:45	0	4	4	-22	47	0	0	0	49	0.0	...	...	...	...	...
2013-14	Florida	NHL	65	17:59	3	6	9	-7	114	0	0	0	92	3.3	...	...	...	...	...
2014-15	Florida	NHL	76	18:37	4	9	13	-4	58	0	0	0	110	3.6	...	...	...	...	...
2015-16	Florida	NHL	64	20:07	2	7	9	3	49	0	0	0	73	2.7	6	0	0	0	2
2016-17	Vancouver	NHL	30	20:20	1	5	6	-14	18	0	0	1	40	2.5	...	...	...	...	...
2017-18	Vancouver	NHL	52	18:25	2	3	5	-7	35	0	0	0	53	3.8	...	...	...	...	...
2018-19	Vancouver	NHL	57	17:59	2	6	8	-27	83	0	0	1	72	2.8	...	...	...	...	...
	Pittsburgh	NHL	19	18:58	0	2	2	7	4	0	0	0	22	0.0	4	1	0	1	2
2019-20	Pittsburgh	NHL	7	15:10	0	0	0	0	4	0	0	0	2	0.0	...	...	...	...	...
	Anaheim	NHL	44	20:02	4	5	9	0	91	0	0	0	76	5.3	...	...	...	...	...
2020-21	Ottawa	NHL	36	18:04	1	2	3	-13	47	0	0	1	53	1.9	...	...	...	...	...
	Nashville	NHL	9	17:15	0	1	1	1	12	0	0	0	5	0.0	2	0	0	0	0
2021-22	Calgary	NHL	78	18:08	6	11	17	15	68	0	0	0	129	4.7	12	0	1	1	0
2022-23	Columbus	NHL	70	21:18	1	12	13	-24	57	0	0	1	102	1.0	...	...	...	...	...
CBJ TOTALS			70	21:18	1	12	13	-24	57	0	0	1	102	1.0	...	...	...	...	...
NHL TOTALS			711	18:29	28	79	107	-111	765	0	0	4	954	2.9	31	1	1	2	12
OHL TOTALS			148	N/A	17	62	79	-6	242	7	2	3	N/A	N/A	12	2	5	7	-3

PLAYERS



# 38 BOONE JENNER

**POSITION:** Forward

**SHOT:** Left

**HEIGHT:** 6'2"

**WEIGHT:** 208

**BORN:** June 15, 1993

**BIRTHPLACE:** London, Ontario

**RESIDES:** Port Stanley, Ontario

BooneJenner

**NHL YEAR:** 11th

**CBJ YEAR:** 11th

**CONTRACT STATUS:** Signed Through 2025-26 (UFA)

## 2022-23 SEASON

- ★ Led Columbus in goals (26), recording 20 or more for the second-straight season and third time in his career
- ★ Finished with the second-most goals and points (45) in his career (30-19-49 in 2015-16)
- ★ Led CBJ forwards in time on ice (20:12) and ranked second-T on the team in power play goals (tied, 7) and shots (214)
- ★ Passed David Vyborny to move into fourth place on the club's all-time scoring list with his 318th point (assist) on Feb. 25 vs. Edmonton
- ★ Skated in his 628th career game on Jan. 28 at Seattle, surpassing Cam Atkinson for the second-most in franchise history
- ★ Became the third player in franchise history to skate in 600 career games with the club on Nov. 4 at Colorado

## CAREER HIGHLIGHTS

- ★ Entered 2023-24 season 17 games shy of Rick Nash's club record of 674 games played
- ★ Ranked second on the Blue Jackets in power play goals (8) and third in goals (23) in 2021-22
- ★ Named the seventh captain in franchise history prior to the start of the 2021-22 season
- ★ Led Columbus and ranked ninth-T in the NHL (min. 900 attempts) in faceoff win percentage (55.1 pct., 643-of-1,166) in 2019-20
- ★ Played every game of an NHL season for the third time in his career and was named winner of the Blue Jackets Community MVP award in 2019-20
- ★ Set a career high in assists in 2018-19, finishing with 16-22-38 in 77 contests for the Blue Jackets
- ★ Notched his first career hat trick, including his 100th NHL goal on his second of the game, on Mar. 12, 2019 vs. Boston (Tuukka Rask 2, Empty Net)
- ★ Led CBJ in hits (205), finishing 20th in the NHL in 2017-18
- ★ Set a career high, finishing second on the club and 19th-T in the NHL, with 216 hits in 2016-17
- ★ Set career highs with 30-19-49, 77 PIM, nine power play goals, 225 shots and 213 hits in 82 games in 2015-16
- ★ Led Columbus in multi-point games (12) and finished second in goals, power play goals, hits and game-winning goals (3, tied) in 2015-16
- ★ Became the fifth player to record 30 goals in a single season in franchise history on Apr. 2, 2016 at Carolina
- ★ Led all NHL rookie forwards in hits (212) and game-winning goals (5, tied); finished sixth in goals (tied, 16) and shooting pct. (12.6) in 2013-14
- ★ Set CBJ record for most game-winning goals by a rookie (5)
- ★ Scored his first and second career NHL goals on Oct. 17, 2013 at Montreal (Carey Price), both on the power play, becoming the first NHL player since Dustin Penner (on Nov. 30, 2005) to score his first two career goals with the man advantage in the same game

## AMATEUR CAREER

- ★ Played in four seasons with Oshawa (OHL), collecting 111-135-246 and 265 penalty minutes in 227 games from 2009-13, and served as team captain from 2011-13
- ★ Finished third in the OHL in goals (45), fourth-T in game-winning goals (8) and 10th in points (82) in final season with Oshawa in 2012-13

## INTERNATIONAL CAREER

- ★ Helped Canada win gold at the 2016 IIHF World Championships (2-2-4 in 10 GP)
- ★ Represented Canada at the 2012 (bronze) and 2013 IIHF World Junior Championships

## PERSONAL

- ★ Nicknames are "Booner" and "Bam Bam"
- ★ Started playing hockey at the age of four and idolized Mike Modano growing up
- ★ He and his wife, Maggie, have a Goldendoodle named Harley
- ★ His favorite road cities in the NHL are Montreal and Toronto and his favorite arena is Bell Centre (Montreal)
- ★ His Uncle Billy Carroll won four Stanley Cups with the Islanders (1981-83) and Oilers (1985) during his seven-year NHL career from 1980-87
- ★ The person he would most like to meet is Tom Brady
- ★ One thing most people might not know about him is that he grew up on a farm

## CAREER TRANSACTIONS

- ★ Signed a four-year contract extension with the Blue Jackets through 2025-26 on July 28, 2021
- ★ Signed a four-year contract extension with Columbus on July 5, 2018
- ★ Signed a two-year contract extension with the Blue Jackets on Feb. 29, 2016
- ★ Signed a three-year entry level contract with Columbus on Mar. 28, 2012
- ★ Columbus' second round pick, 37th overall, at the 2011 NHL Draft







# 38 BOONE JENNER

## SINGLE SEASON HIGHS

GP:	82 (2x), 2016-17
G:	30, 2015-16
A:	22, 2018-19
PTS:	49, 2015-16
+/-:	14, 2016-17
PIM:	77, 2015-16
PPG:	9, 2015-16
SHG:	2, 2016-17
GWG:	5, 2013-14
S:	225, 2015-16
S%:	14.4, 2021-22
TOI:	20:28, 2021-22
Hits:	216, 2016-17
BKS:	83, 2017-18
Multi-G GP:	3 (3x), 2022-23
Multi-A GP:	4, 2021-22
Multi-Pt GP:	12, 2015-16

## GAME HIGHS

G:	3, Mar. 12, 2019 vs. BOS
A:	3, Jan. 25, 2016 vs. MTL
PTS:	3 (7x), Feb. 17, 2022 at CHI
PIM:	15 (2x), Dec. 21, 2017 at PIT
+/-:	4, Nov. 10, 2022 vs. PHI
S:	9, Feb. 11, 2023 at TOR
TOI:	25:24, Feb. 25, 2023 vs. EDM
Hits:	11, Nov. 27, 2017 at MTL
BKS:	5 (2x), Mar. 9, 2021 vs. FLA
G Streak:	4 (2x), Mar. 12-19, 2018 (4-1-5)
A Streak:	4, Feb. 15-22, 2022 (2-5-7)
Pt Streak:	6 (2x), Jan. 8-21, 2022 (4-3-7)
GP Streak:	175, Mar. 21, 2015-Apr. 9 2017

## PENALTY SHOTS - 2

Date	Opp.	Goalie (Result)
Jan. 11, 2014	at WPG	Pavelec (Goal)
Dec. 13, 2014	vs. PIT	Greiss (Goal)

## CAREER HIGHLIGHTS

Multi-G GP:	15x, Mar. 14, 2023 at SJS (2-0-2)
Multi-A GP:	19x, Dec. 4, 2022 vs. DET (0-2-2)
Multi-Pt GP:	68x, Mar. 24, 2023 vs. NYI (1-1-2)
3-Pt GP:	7x, Feb. 17, 2022 at CHI (1-2-3)
4+ Pt GP:	0
OTG:	1x, Mar. 24, 2023 vs. NYI (0:40)

## MILESTONES

1st G:	Oct. 4, 2013 vs. CGY
1st G:	Oct. 17, 2013 at MTL
1st A:	Nov. 29, 2013 vs. EDM
100th GP:	Apr. 6, 2015 at NYR
200th GP:	Nov. 18, 2016 vs. NYR
300th GP:	Dec. 31, 2017 vs. TBL
400th GP:	Feb. 26, 2019 vs. PIT
500th GP:	Feb. 2, 2021 vs. DAL
600th GP:	Nov. 4, 2022 at COL
100th G:	Mar. 12, 2019 vs. BOS (2nd goal)
100th A:	Nov. 25, 2019 vs. OTT
100th Pt:	Nov. 12, 2016 vs. STL (2nd assist)
200th Pt:	Oct. 19, 2019 vs. NYI (goal)
300th Pt:	Dec. 2, 2022 at WPG (assist)

## HAT TRICKS - 1

Date	Opp.	Goalie
Mar. 12, 2019	vs. BOS	Rask (2, EN)

## SHOOTOUTS

	G	S	S%	GDG
2022-23	0	1	0.0	0
CAREER	2	10	20.0	2

## VS. THE NHL

TEAM	GP	G	A	PTS	PIM
ANAHEIM	15	2	3	5	4
ARIZONA	16	8	5	13	18
BOSTON	21	8	2	10	23
BUFFALO	22	6	7	13	19
CALGARY	17	2	2	4	6
CAROLINA	37	7	10	17	16
CHICAGO	19	4	4	8	2
COLORADO	16	7	6	13	16
COLUMBUS	0	0	0	0	0
DALLAS	20	4	3	7	13
DETROIT	30	11	13	24	8
EDMONTON	15	4	5	9	10
FLORIDA	32	11	8	19	8
LOS ANGELES	15	2	3	5	0
MINNESOTA	14	1	1	2	2
MONTREAL	22	6	7	13	4
NASHVILLE	22	9	3	12	8
NEW JERSEY	32	10	8	18	14
NY ISLANDERS	28	6	8	14	12
NY RANGERS	30	4	8	12	10
OTTAWA	20	5	4	9	18
PHILADELPHIA	30	13	5	18	23
PITTSBURGH	29	8	5	13	47
SAN JOSE	16	8	4	12	4
SEATTLE	4	0	2	2	2
ST. LOUIS	15	5	3	8	12
TAMPA BAY	25	3	5	8	12
TORONTO	24	5	8	13	30
VANCOUVER	17	1	5	6	4
VEGAS	9	2	1	3	12
WASHINGTON	31	3	8	11	25
WINNIPEG	14	5	3	8	0
NHL TOTALS:	657	170	159	329	382

## CAREER RECORD

## REGULAR SEASON

## PLAYOFFS

YEAR	TEAM	LEAGUE	GP	TOI	G	A	PTS	+/-	PIM	PP	SH	GW	S	S%	GP	G	A	PTS	PIM
2009-10	Oshawa	OHL	65	n/a	19	30	49	-22	91	8	2	3	n/a	n/a	...	...	...	...	...
2010-11	Oshawa	OHL	63	n/a	25	41	66	10	57	4	2	5	n/a	n/a	10	7	5	12	14
2011-12	Oshawa	OHL	43	n/a	22	27	49	12	59	7	4	3	n/a	n/a	6	4	7	11	10
	Springfield	AHL	5	n/a	1	0	1	-1	2	0	0	0	9	11.1	...	...	...	...	...
2012-13	Oshawa	OHL	56	n/a	45	37	82	23	58	12	0	8	n/a	n/a	9	2	6	8	8
	Springfield	AHL	5	n/a	3	1	4	1	0	1	0	1	14	21.4	8	2	3	5	8
2013-14	Columbus	NHL	72	14:05	16	13	29	6	45	4	0	5	127	12.6	6	3	2	5	4
2014-15	Columbus	NHL	31	18:16	9	8	17	-5	12	2	0	2	83	10.8	...	...	...	...	...
2015-16	Columbus	NHL	82	16:25	30	19	49	-15	77	9	1	3	225	13.3	...	...	...	...	...
2016-17	Columbus	NHL	82	16:04	18	16	34	14	52	0	2	4	211	8.5	5	2	1	3	14
2017-18	Columbus	NHL	75	16:28	13	19	32	1	39	2	0	2	187	7.0	6	1	2	3	4
2018-19	Columbus	NHL	77	17:04	16	22	38	6	42	1	1	3	170	9.4	10	1	2	3	2
2019-20	Columbus	NHL	70	18:07	11	13	24	-14	36	2	0	1	179	6.2	10	1	0	1	4
2020-21	Columbus	NHL	41	18:00	8	9	17	-9	6	1	1	0	79	10.1	...	...	...	...	...
2021-22	Columbus	NHL	59	20:28	23	21	44	-11	22	8	0	3	160	14.4	...	...	...	...	...
2022-23	Columbus	NHL	68	20:12	26	19	45	-32	51	7	0	3	214	12.2	...	...	...	...	...
CBJ/NHL TOTALS			657	17:19	170	159	329	-59	382	36	5	26	1,635	10.4	37	8	7	15	28
AHL TOTALS			10	...	4	1	5	0	2	1	0	1	23	17.4	8	2	3	5	8
OHL TOTALS			227	...	111	135	246	23	265	31	8	19	...	...	25	13	18	31	32

PLAYERS



# 91 KENT JOHNSON

**POSITION:** Center / Left Wing

**SHOT:** Left

**HEIGHT:** 6'0"

**WEIGHT:** 178

**BORN:** October 18, 2002

**BIRTHPLACE:** Port Moody, British Columbia

**RESIDES:** Vancouver, British Columbia

19KJohnson

**NHL YEAR:** 3rd

**CBJ YEAR:** 3rd

**CONTRACT STATUS:** Signed Through 2023-24 (RFA)

## 2022-23 SEASON

- ★ Posted the third-most points and tied for the fourth-most goals and game-winning goals by a rookie in a season in franchise history with 16-24-40 in 79 games
- ★ Finished third-T among NHL rookies in power play goals (5) and game-winning goals (3), fifth in points and sixth in goals
- ★ Tallied goals in three-straight games from Oct. 22-25, including his first NHL goal on Oct. 22 vs. Pittsburgh (Tristan Jarry)

## CAREER HIGHLIGHTS

- ★ Played for five different teams in 2021-22, including making his pro debut and registered 0-3-3 in nine games with the Blue Jackets at the end of the campaign
- ★ Skated in his NHL debut on Apr. 13, 2022 vs. Montreal and collected his first career point with an assist on Apr. 19, 2022 at San Jose

## AMATEUR CAREER

- ★ Spent majority of the 2021-22 campaign at the University of Michigan (Big Ten), collecting 8-29-37 in 32 outings as a sophomore
- ★ Ranked fourth in the NCAA in assists-per-game (.91), eighth-T in assists and 17th-T in points-per-game (1.16) in 2021-22
- ★ Tied for the team lead in assists and finished fourth in points and was named Honorable Mention All-Big Ten in 2021-22
- ★ Recorded 9-18-27 in 26 games as a freshman at Michigan (Big Ten) in 2020-21, finishing second in rookie scoring in the BIG Ten and third in the nation for rookie points-per-game (1.04)
- ★ Finished second on the team in assists and points and third in goals in 2020-21
- ★ Named Honorable Mention All-Big Ten and to Big Ten All-Freshman Team in 2020-21
- ★ Awarded the Vern Bye Memorial Trophy (MVP), Brett Hull Trophy (Top Scorer) and Bob Fenton Trophy (Most Sportsmanlike Player) and was named the CJHL's Top Forward, while also being named to the BCHL's First All-Star Team in 2019-20 after leading the league in goals, assists and points with 41-60-101 in 52 games with the Trail Smoke Eaters

## INTERNATIONAL CAREER

- ★ Represented Canada at the 2022 Winter Olympic Games (1-4-5 in 5 GP), 2022 IIHF World Championships (4-3-7 in 10 appearances) and 2022 IIHF World Junior Championships (1-0-1 in 2 GP in Winter tournament/3-6-9 in 7 GP in Summer tournament)
- ★ Was the fourth player in IIHF history to record a goal at the three tournaments in a calendar year (Saku Koivu, Evgeni Malkin, Eeli Tolvanen)
- ★ Scored the golden goal in overtime to lead Canada to a gold medal at the summer 2022 IIHF World Junior Championships

## PERSONAL

- ★ Nickname is "KJ"
- ★ Started playing hockey at the age of four and grew up idolizing Patrick Kane
- ★ Most memorable moment in hockey was winning a gold medal with Canada at the 2021 IIHF World Junior Championships
- ★ His biggest game day habit is playing Sewer Ball (pre-game soccer)
- ★ His top three foods are crepes, steak and eggs
- ★ His three favorite movies are *Moneyball*, *The Big Short* and *Catch Me If You Can*
- ★ Would attend the US Open final if he could attend any sporting event in the world

## CAREER TRANSACTIONS

- ★ Signed a three-year entry level contract with the Blue Jackets on Apr. 8, 2022
- ★ Columbus' first first-round pick, fifth overall, at the 2021 NHL Draft







# 91 KENT JOHNSON

## SINGLE SEASON HIGHS

GP:	79, 2022-23
G:	16, 2022-23
A:	24, 2022-23
PTS:	40, 2022-23
+/-:	2, 2021-22
PIM:	14, 2022-23
PPG:	5, 2022-23
SHG:	0
GWG:	3, 2022-23
S:	126, 2022-23
S%:	12.7, 2022-23
TOI:	14:31, 2022-23
Hits:	15, 2022-23
BKS:	30, 2022-23
Multi-G GP:	0
Multi-A GP:	4, 2022-23
Multi-Pt GP:	7, 2022-23

## GAME HIGHS

G:	1 (14), Apr. 2, 2023 vs. OTT
A:	2 (4x), Mar. 21, 2023 at WSH
PTS:	2 (7x), Mar. 21, 2023 at WSH
PIM:	2 (7x), Apr. 8, 2023 vs. NYR
+/-:	2 (5x), Mar. 24, 2023 vs. NYI
S:	5 (2x), Feb. 28, 2023 at BUF
TOI:	22:40, Apr. 13, 2023 vs. PIT
Hits:	2 (2x), Nov. 4, 2022 at COL
BKS:	2 (3x), Mar. 4, 2023 at OTT
G Streak:	3, Oct. 22-25, 2022 (3-0-3)
A Streak:	2, Mar. 7-11, 2023 (0-3-3)
Pt Streak:	4, Oct. 20-25, 2022 (3-1-4)
GP Streak:	68, Nov. 15, 2022-Apr. 14, 2023

## PENALTY SHOTS - 0

Date	Opp.	Goalie (Result)
------	------	-----------------

## CAREER HIGHLIGHTS

Multi-G GP:	0
Multi-A GP:	4, Mar. 21, 2023 at WSH (0-2-2)
Multi-Pt GP:	7x, Mar. 21, 2023 at WSH (0-2-2)
3-Pt GP:	0
4+ Pt GP:	0
OTG:	1x, Jan. 25, 2023 at EDM (2:29)

## MILESTONES

1st GP:	Apr. 13, 2022 vs. MTL
1st G:	Oct. 22, 2022 vs. PIT
1st A:	Apr. 19, 2022 at SJS

## HAT TRICKS - 0

Date	Opp.	Goalie
------	------	--------

## SHOOTOUTS

	G	S	S%	GDG
2022-23	1	2	50.0	1
CAREER	1	2	50.0	1

## VS. THE NHL

TEAM	GP	G	A	PTS	PIM
ANAHEIM	3	0	1	1	0
ARIZONA	2	1	0	1	0
BOSTON	3	0	0	0	0
BUFFALO	3	1	0	1	0
CALGARY	2	0	0	0	0
CAROLINA	2	0	2	2	2
CHICAGO	2	0	0	0	0
COLORADO	2	0	0	0	0
COLUMBUS	0	0	0	0	0
DALLAS	2	1	0	1	0
DETROIT	3	1	1	2	0
EDMONTON	3	1	2	3	0
FLORIDA	3	1	0	1	0
LOS ANGELES	3	0	1	1	0
MINNESOTA	2	0	0	0	0
MONTRÉAL	4	0	2	2	2
NASHVILLE	2	0	1	1	0
NEW JERSEY	3	0	1	1	0
NY ISLANDERS	3	2	1	3	0
NY RANGERS	4	1	0	1	2
OTTAWA	4	1	1	2	2
PHILADELPHIA	3	1	1	2	0
PITTSBURGH	5	1	2	3	2
SAN JOSE	3	1	3	4	2
SEATTLE	2	1	0	1	0
ST. LOUIS	2	0	1	1	0
TAMPA BAY	5	0	2	2	2
TORONTO	3	1	2	3	0
VANCOUVER	2	0	0	0	0
VEGAS	2	0	0	0	0
WASHINGTON	4	0	2	2	2
WINNIPEG	2	1	1	2	0
NHL TOTALS:	88	16	27	43	16

## CAREER RECORD

## REGULAR SEASON

## PLAYOFFS

YEAR	TEAM	LEAGUE	GP	TOI	G	A	PTS	+/-	PIM	PP	SH	GW	S	S%	GP	G	A	PTS	PIM
2017-18	Trail	BCHL	2	n/a	0	0	0	n/a	2	0	0	n/a	n/a	n/a	...	...	...	...	...
2018-19	Trail	BCHL	57	n/a	20	26	46	n/a	24	9	0	n/a	n/a	n/a	12	7	5	12	4
2019-20	Trail	BCHL	52	n/a	41	60	101	n/a	14	14	1	n/a	n/a	n/a	4	1	6	7	2
2020-21	Michigan	Big10	26	n/a	9	18	27	16	4	3	0	1	53	17.0	...	...	...	...	...
2021-22	Michigan	Big10	32	n/a	8	29	37	25	6	4	1	4	74	10.8	...	...	...	...	...
	Columbus	NHL	9	12:27	0	3	3	2	2	0	0	0	5	0	...	...	...	...	...
2022-23	Columbus	NHL	79	14:31	16	24	40	-19	14	5	0	3	126	12.7	...	...	...	...	...
CBJ/NHL TOTALS			88	14:18	16	27	43	-17	16	5	0	3	131	12.2	...	...	...	...	...
NCAA TOTALS			58	...	17	47	64	41	10	7	1	5	127	13.4	...	...	...	...	...
BCHL TOTALS			111	...	61	86	147	...	40	23	1	...	...	...	16	8	11	19	6

PLAYERS



# 7 SEAN KURALY

**POSITION:** Center

**SHOT:** Left

**HEIGHT:** 6'2"

**WEIGHT:** 215

**BORN:** January 20, 1993

**BIRTHPLACE:** Niagara Falls, New York

**RESIDES:** Dublin, Ohio

@Sean\_Kuraly

Sean.Kuraly

**NHL YEAR:** 8th

**CBJ YEAR:** 3rd

**CONTRACT STATUS:** Signed Through 2024-25 (UFA)

## 2022-23 SEASON

- ★ Led Blue Jackets in hits (187) and ranked second in penalty minutes (68)
- ★ Registered his first career power play goal (Apr. 11 at Philadelphia) and short-handed goal (Nov. 20 vs. Florida)
- ★ Skated in his 100th career game as a Blue Jacket on Dec. 7 at Pittsburgh

## CAREER HIGHLIGHTS

- ★ Set single-season career highs in goals (14), points (30) and hits (240) and games played (77) in his first season with the Blue Jackets in 2021-22
- ★ Finished 11th-T in the NHL in hits and posted the third-most hits in a campaign in franchise history in 2021-22
- ★ Established career season highs in both assists and points with 6-17-23 in 69 games with the Bruins in 2019-20
- ★ Recorded 8-13-21 in 71 regular season appearances with Boston in 2018-19 and added 4-6-10 totals in 20 playoff games to help the Bruins reach the 2019 Stanley Cup Final
- ★ Notched two game-winning goals in the 2019 Stanley Cup Final on May 27 (Game 1) and on June 1 (Game 3)
- ★ Posted a Gordie Howe hat trick with a goal, assist and fight (John Hayden) on Mar. 10, 2018 vs. Chicago
- ★ Scored his first career regular season goal on Nov. 2, 2017 vs. Vegas
- ★ Spent most of the 2016-17 season with Providence in the AHL and tallied 14-12-26 in 54 games
- ★ Played his first NHL playoff game on Apr. 12, 2017 in Ottawa and scored his first two NHL goals in Game 5 of the Eastern Conference Quarterfinals vs. Ottawa on Apr. 21, with the first tying the score and sending the game into overtime and the second ending the 12th-longest game in Bruins history at 10:19 of the second OT

## AMATEUR CAREER

- ★ Played four seasons of college hockey at Miami University and totaled 43-50-93 in 154 games from 2012-16
- ★ Named NCHC Defensive Forward of the Year and Honorable Mention All-NCHC honors in 2015-16
- ★ Earned NCHC Academic All-Conference Team honors in 2013-14 and 2015-16
- ★ Had a school-record nine game-winning goals in 2014-15
- ★ Played parts of three seasons with the Indiana Ice of the USHL and racked up 40-59-99 in 105 contests from 2009-12
- ★ Earned Second Team All-USHL honors in his final season in 2011-12 after posting 32-38-70 in 54 appearances with the Ice
- ★ Played for the AAA Blue Jackets program from 2008-10

## INTERNATIONAL CAREER

- ★ Posted 1-2-3 in seven games to help the United States win gold at the 2013 IIHF World Junior Championships

## PERSONAL

- ★ Nickname is "Kurlis"
- ★ Has a Bernedoodle named Beau
- ★ Started playing hockey at the age of two and his favorite players were Mats Sundin and Rick Nash growing up
- ★ His favorite road city in the NHL is Boston and his favorite arena is Climate Pledge Arena (Seattle)

- ★ Chose his jersey number because it's his lucky number
- ★ His favorite spot to eat in Columbus is Aab Indian
- ★ His top three musical artists are Sam Fender, Coldplay and Noah Kahan

## CAREER TRANSACTIONS

- ★ Signed a four-year contract as a free agent with Columbus on July 28, 2021
- ★ Signed a three-year contract with Boston on July 3, 2018
- ★ Signed a three-year entry level contract with the Bruins on March 29, 2016
- ★ Acquired by Boston with a first round pick in the 2016 NHL Draft from San Jose in exchange for G Martin Jones on June 30, 2015
- ★ San Jose's fifth round pick, 133rd overall, at the 2011 NHL Draft







# 7 SEAN KURALY

## SINGLE SEASON HIGHS

GP:	77, 2021-22
G:	14, 2021-22
A:	17, 2019-20
PTS:	30, 2021-22
+/-:	6, 2018-19
PIM:	68, 2022-23
PPG:	1, 2022-23
SHG:	1, 2022-23
GWG:	3, 2018-19
S:	134 (2x), 2018-19
S%:	11.6, 2021-22
TOI:	15:52, 2021-22
Hits:	240, 2021-22
BkS:	51, 2021-22
Multi-G GP:	2, 2021-22
Multi-A GP:	3, 2018-19
Multi-Pt GP:	4 (2x), 2021-22

## GAME HIGHS

G:	2 (4x), Nov. 17, 2022 vs. MTL
A:	3, Nov. 26, 2019 at MTL
PTS:	3 (3x), Nov. 17, 2022 vs. MTL
PIM:	18, Dec. 7, 2022 vs. BUF
+/-:	3 (3x), Feb. 18, 2023 at DAL
S:	6 (3x), Mar. 19, 2019 at NYI
TOI:	20:25, Oct. 14, 2019 vs. ANA
Hits:	10, Feb. 19, 2023 at ARI
BkS:	4 (4x), Oct. 12, 2022 at CAR
G Streak:	2 (5x), Nov. 15-17, 2022 (3-1-4)
A Streak:	2 (8x), Oct. 23-25, 2022 (0-2-2)
Pt Streak:	4, Dec. 5-11, 2021 (2-2-4)
GP Streak:	75, Oct. 5, 2017-Mar. 27, 2018

## PENALTY SHOTS - 0

Date	Opp.	Goalie (Result)
------	------	-----------------

## CAREER HIGHLIGHTS

Multi-G GP:	4x, Nov. 17, 2022 vs. MTL (2-1-3)
Multi-A GP:	7x, Feb. 18, 2023 at DAL (0-2-2)
Multi-Pt GP:	14x, Feb. 18, 2023 at DAL (0-2-2)
3-Pt GP:	3x, Nov. 17, 2022 vs. MTL (2-1-3)
4+ Pt GP:	0
OTG:	1x, Dec. 29, 2018 at BUF (3:44)

## MILESTONES

1st GP:	Nov. 3, 2016 at TBL
1st G:	Nov. 2, 2017 vs. VGK*
1st A:	Apr. 2, 2017 at CHI
100th GP:	Nov. 11, 2018 vs. VGK
200th GP:	Jan. 11, 2020 at NYI
300th GP:	Jan. 1, 2022 vs. CAR
400th GP:	Feb. 16, 2023 vs. WPG
100th Pt:	Oct. 23, 2022 at NYR (assist)

## HAT TRICKS - 0

Date	Opp.	Goalie
------	------	--------

## SHOOTOUTS

	G	S	S%	GDG
2022-23	0	0	0.0	0
CAREER	0	0	0.0	0

\*first career NHL goal in the regular season

## VS. THE NHL

TEAM	GP	G	A	PTS	PIM
ANAHEIM	8	1	3	4	0
ARIZONA	10	0	2	2	11
BOSTON	6	0	2	2	2
BUFFALO	23	3	4	7	24
CALGARY	10	1	2	3	4
CAROLINA	13	1	3	4	14
CHICAGO	11	3	4	7	13
COLORADO	11	1	1	2	2
COLUMBUS	7	0	0	0	2
DALLAS	10	0	3	3	4
DETROIT	15	2	3	5	12
EDMONTON	10	0	1	1	12
FLORIDA	12	1	0	1	4
LOS ANGELES	8	1	2	3	2
MINNESOTA	9	1	0	1	6
MONTRÉAL	17	3	5	8	4
NASHVILLE	10	1	1	2	6
NEW JERSEY	20	1	6	7	8
NY ISLANDERS	23	2	1	3	12
NY RANGERS	23	4	2	6	10
OTTAWA	16	2	2	4	7
PHILADELPHIA	22	4	3	7	10
PITTSBURGH	22	3	3	6	6
SAN JOSE	8	2	2	4	12
SEATTLE	3	0	1	1	2
ST. LOUIS	9	3	0	3	2
TAMPA BAY	14	1	0	1	16
TORONTO	16	4	3	7	6
VANCOUVER	10	0	2	2	4
VEGAS	9	1	2	3	10
WASHINGTON	22	3	4	7	32
WINNIPEG	11	0	2	2	4
NHL TOTALS:	418	49	69	118	263


## CAREER RECORD

## REGULAR SEASON

## PLAYOFFS

YEAR	TEAM	LEAGUE	GP	TOI	G	A	PTS	+/-	PIM	PP	SH	GW	S	S%	GP	G	A	PTS	PIM
2009-10	Indiana	USHL	5	n/a	1	2	3	-1	0	1	0	0	12	8.3	...	...	...	...	...
2010-11	Indiana	USHL	51	n/a	8	21	29	5	45	1	4	1	117	6.8	5	1	1	2	4
2011-12	Indiana	USHL	54	n/a	32	38	70	13	48	11	2	6	234	13.7	6	3	3	6	8
2012-13	Miami Univ.	NCAA	40	n/a	6	6	12	-5	41	3	0	1	109	5.5	...	...	...	...	...
2013-14	Miami Univ.	NCAA	38	n/a	12	17	29	-1	59	3	0	1	136	8.8	...	...	...	...	...
2014-15	Miami Univ.	NCAA	40	n/a	19	10	29	1	38	7	1	9	153	12.4	...	...	...	...	...
2015-16	Miami Univ.	NCAA	36	n/a	6	17	23	5	39	0	0	1	136	4.4	...	...	...	...	...
2016-17	Boston	NHL	8	9:12	0	1	1	-1	2	0	0	0	11	0.0	4	2	0	2	4
	Providence	AHL	54	n/a	14	12	26	10	37	0	3	2	130	10.8	6	0	1	1	23
2017-18	Boston	NHL	75	12:15	6	8	14	-5	40	0	0	1	134	4.5	12	2	2	4	2
2018-19	Boston	NHL	71	13:46	8	13	21	6	38	0	0	3	134	6.0	20	4	6	10	8
2019-20	Boston	NHL	69	13:17	6	17	23	-2	34	0	0	0	95	6.3	10	1	2	3	4
2020-21	Boston	NHL	47	14:04	4	5	9	-10	20	0	0	2	88	4.5	11	0	0	0	6
2021-22	Columbus	NHL	77	15:52	14	16	30	2	61	0	0	1	121	11.6	...	...	...	...	...
2022-23	Columbus	NHL	71	15:04	11	9	20	-28	68	1	1	0	100	11.0	...	...	...	...	...
CBJ TOTALS			148	15:29	25	25	50	-26	129	1	1	0	221	11.3	...	...	...	...	...
NHL TOTALS			418	13:58	49	69	118	-38	263	1	1	6	683	7.2	57	9	10	19	24
AHL TOTALS			54	...	14	12	26	10	37	0	3	2	130	10.8	6	0	1	1	23
USHL TOTALS			110	...	41	61	102	17	93	13	6	7	363	11.3	11	4	4	8	12

PLAYERS



# 29 PATRIK LAINE

**POSITION:** Forward

**SHOT:** Right

**HEIGHT:** 6'5"

**WEIGHT:** 215

**BORN:** April 19, 1998

**BIRTHPLACE:** Tampere, Finland

**RESIDES:** Tampere, Finland

@PatrikLaine29

PatrikLaine

**NHL YEAR:** 8th

**CBJ YEAR:** 4th

**CONTRACT STATUS:** Signed Through 2025-26 (UFA)

## 2022-23 SEASON

- ★ Led team in power play goals (8) and points-per-game (.95) and ranked second on the team in goals (22), points (52) and multi-point games (16) despite missing 27 games due to injuries/illness
- ★ Reached the 20-goal and 50-point plateaus for the sixth time in his career
- ★ Registered points in nine of his last 10 games (5-9-14) prior to missing the final 12 contests of the campaign due to a triceps injury
- ★ Collected assists in five-straight games from Jan. 19-27 (2-6-8), including his 100th point as a Blue Jacket with an assist on Jan. 19 vs. Anaheim

## CAREER HIGHLIGHTS

- ★ Has racked up 48-60-108 in 111 games (.97 pts./GP) with the Blue Jackets since the start of the 2021-22 season after posting 150-121-271 in 351 games (.77 pts./GP) during his first five NHL campaigns
- ★ Finished at a point-per-game pace for first time in his career after posting 26-30-56 in 56 games with Columbus in 2021-22
- ★ Ranked third-T in the NHL in overtime winners (3), led CBJ in OT goals and game-winning goals (7) and ranked second in goals in 2021-22
- ★ Recorded the second-longest point streak of his career and third-longest in franchise history with points in 11-straight games, including eight multi-point efforts, from Jan. 27-Feb. 24, 2022 (13-8-21)
- ★ Finished second on Winnipeg in shots and third in goals and PPG with 28-35-63, 8 PPG and 226 shots in 68 games in 2019-20
- ★ Recorded 30-20-50 with 245 shots in 82 games with Winnipeg in 2018-19
- ★ Led the Jets in PPG (15) and shots and finished third in goals and fourth-T in points in 2018-19
- ★ Set career highs in goals, points and PPG with 44-26-70 and 20 PPG in 82 contests with the Jets in 2017-18
- ★ Led the NHL in PPG in 2017-18 and finished second in goals (Ovechkin; 49)
- ★ Set the Jets franchise record with a 15-game points streak from Feb. 16-Mar. 18, 2018 (18-8-26, nine multi-point efforts)
- ★ Named to the 2016-17 NHL All-Rookie Team, played in the 2017 NHL All-Star Game and finished second in voting for the Calder Trophy (Best Rookie) to Toronto's Auston Matthews after recording 36-28-64 in 73 contests with Winnipeg
- ★ Tied for the league lead among rookies in PPG (nine) and finished second in goals and points in 2016-17
- ★ Named the Liiga Rookie of the Year in 2015-16 after posting 17-16-33 in 46 games with Tappara (Liiga) after leading league rookies in goals and points
- ★ Led Tappara to league championship and was named the Best Player in the Playoffs (Jari Kurri Award) after leading the league in playoff goals (10)

## AMATEUR CAREER

- ★ Played youth hockey in Tappara's system from 2012-15

## INTERNATIONAL CAREER

- ★ Skated in three games for Finland at the 2016 World Cup
- ★ Helped Finland win silver at the 2016 World Championships and was named the Best Forward and Most Valuable Player of the tournament after notching 7-5-12 in 10 games
- ★ Led Finland to gold at the 2016 IIHF World Junior Championships after posting 7-6-13 in seven appearances

- ★ Led Finland to a silver medal at the 2015 IIHF U18 World Championships and was named to the tournament All-Star Team after leading in goals with 8-3-11 in seven games
- ★ His favorite movies are the *James Bond* series and *Pirates of the Caribbean* series

## PERSONAL

- ★ Nickname is "Patty"
- ★ Started playing hockey at the age of four and idolized Alex Ovechkin growing up
- ★ Also played tennis and soccer growing up and now enjoys golf and padel
- ★ Would attend the Champions League Final if he could attend any sporting event in the world
- ★ Owns a collection of game-worn jerseys from various players
- ★ His top three TV shows are *The Office*, *Prison Break* and *How I Met Your Mother*

## CAREER TRANSACTIONS

- ★ Signed a four-year contract with the Blue Jackets on July 22, 2022
- ★ Signed a one-year contract with Columbus on July 28, 2021
- ★ Acquired by the Blue Jackets with C Jack Roslovic from the Jets in exchange for C Pierre-Luc Dubois and a 2022 third round pick on Jan. 23, 2021
- ★ Signed a two-year contract extension with Winnipeg on Sept. 27, 2019
- ★ Signed a three-year, entry level contract with the Jets on July 3, 2016
- ★ Winnipeg's first round pick, second overall, at the 2016 NHL Draft







# 29 PATRIK LAINE

## SINGLE SEASON HIGHS

GP:	82 (2x), 2018-19
G:	44, 2017-18
A:	35, 2019-20
PTS:	70, 2017-18
+/-:	8 (2x), 2019-20
PIM:	42, 2018-19
PPG:	20, 2017-18
SHG:	0
GWG:	8, 2017-18
S:	245, 2018-19
S%:	18.3, 2017-18
TOI:	19:25, 2019-20
Hits:	97, 2019-20
Bks:	44, 2018-19
Multi-G GP:	7, 2016-17
Multi-A GP:	9, 2019-20
Multi-Pt GP:	20, 2016-17

## GAME HIGHS

G:	5, Nov. 24, 2018 at STL
A:	3 (2x), Nov. 14, 2019 at FLA
PTS:	5, Nov. 24, 2018 at STL
PIM:	10, Apr. 19, 2021 at FLA
+/-:	4 (2x), Oct. 10, 2019 vs. MIN
S:	13, Jan. 2, 2019 vs. TOR
TOI:	26:01, Dec. 27, 2019 vs. STL
Hits:	8, Oct. 10, 2019 vs. MIN
Bks:	4, Dec. 17, 2019 vs. CAR
G Streak:	6, Mar. 2-Mar. 12, 2018 (10-1-11)
A Streak:	6, Dec. 31-Jan. 26, 2017 (3-7-10)
Pt Streak:	15, Feb. 16-Mar. 18, 2018 (18-8-26)
GP Streak:	182, Mar. 28, 2017-Oct. 16, 2019

## PENALTY SHOTS - 2

Date	Opp.	Goalie (Result)
Feb. 24, 2018	at DAL	Lehtonen (No Goal)
Feb. 4, 2020	vs. NSH	Saros (No Goal)

## CAREER HIGHLIGHTS

Multi-G GP:	34x, Jan. 14, 2023 at DET (3-0-3)
Multi-A GP:	36x, Mar. 21, 2023 at WSH (0-2-2)
Multi-Pt GP:	99x, Mar. 21, 2023 at WSH (0-2-2)
3-Pt GP:	23x, Feb. 25, 2023 vs. EDM (1-2-3)
4+ Pt GP:	3x, Oct. 10, 2019 vs. MIN (2-2-4)
OTG:	5x, Feb. 22, 2022 vs. TOR (0:20)

## MILESTONES

1st GP:	Oct. 13, 2016 vs. CAR
1st G:	Oct. 13, 2016 vs. CAR
1st A:	Oct. 13, 2016 vs. CAR
100th GP:	Dec. 3, 2017 vs. OTT
200th GP:	Jan. 13, 2019 vs. ANA
300th GP:	Feb. 25, 2020 at WSH
400th GP:	Mar. 31, 2022 at NYI
100th G:	Nov. 29, 2018 vs. CHI (1st goal)
100th A:	Jan. 9, 2020 at BOS
100th Pt:	Jan. 9, 2018 at BUF (goal)
200th Pt:	Nov. 14, 2019 at FLA (1st assist)
300th Pt:	Feb. 17, 2022 at CHI (1st goal)

## HAT TRICKS - 10

Date	Opp.	Goalie
Oct. 19, 2016	vs. TOR	Andersen (3)
Nov. 8, 2016	vs. DAL	Lehtonen (3)
Feb. 14, 2017	vs. DAL	Niemi (2), EN
Mar. 6, 2018*	at NYR	Lundqvist (2), EN
Nov. 1, 2018	at FLA	Reimer (2), EN
Nov. 19, 2018	at VAN	Markstrom (2), EN
Nov. 24, 2018	at STL	Johnson (4), Allen (1)
Feb. 8, 2020	vs. OTT	Anderson (2), Hogberg (1)
Feb. 17, 2022	at CHI	Soderblom (3)
Jan. 14, 2023	at DET	Husso (3)

\*Natural Hat Trick

## SHOOTOUTS

	G	S	S%	GDG
2022-23	1	1	100.0	0
CAREER	12	26	46.2	3

## VS. THE NHL

TEAM	GP	G	A	PTS	PIM
ANAHEIM	12	3	6	9	2
ARIZONA	12	3	7	10	4
BOSTON	13	3	8	11	0
BUFFALO	12	3	7	10	2
CALGARY	14	7	5	12	8
CAROLINA	22	10	9	19	10
CHICAGO	28	17	9	26	13
COLORADO	19	6	12	18	10
COLUMBUS	8	0	1	1	0
DALLAS	28	19	7	26	18
DETROIT	18	9	8	17	6
EDMONTON	13	5	5	10	2
FLORIDA	17	11	9	20	12
LOS ANGELES	15	6	4	10	8
MINNESOTA	21	10	5	15	6
MONTREAL	10	8	4	12	2
NASHVILLE	24	4	6	10	12
NEW JERSEY	14	5	5	10	2
NY ISLANDERS	13	2	5	7	12
NY RANGERS	11	4	3	7	2
OTTAWA	12	5	8	13	8
PHILADELPHIA	13	4	5	9	6
PITTSBURGH	13	2	6	8	4
SAN JOSE	12	2	8	10	2
SEATTLE	3	2	1	3	0
ST. LOUIS	18	17	5	22	10
TAMPA BAY	17	2	8	10	2
TORONTO	12	9	1	10	6
VANCOUVER	11	7	3	10	0
VEGAS	10	6	6	12	2
WASHINGTON	14	4	4	8	4
WINNIPEG	3	3	1	4	4
NHL TOTALS:	462	198	181	379	179

## CAREER RECORD

## REGULAR SEASON

## PLAYOFFS

YEAR	TEAM	LEAGUE	GP	TOI	G	A	PTS	+/-	PIM	PP	SH	GW	S	S%	GP	G	A	PTS	PIM
2013-14	Tappara Jr.	Sm-sarja	40	n/a	26	11	37	-7	43	n/a	n/a	n/a	n/a	n/a	...	...	...	...	...
2014-15	Tappara	Liiga	6	4:39	0	1	1	0	2	0	0	0	10	0.0	...	...	...	...	...
	LeKi	Mestis	36	n/a	5	7	12	-12	14	n/a	n/a	n/a	n/a	n/a	2	0	0	0	2
	Tappara Jr.	SM-sarja	6	n/a	4	1	5	-2	4	n/a	n/a	n/a	n/a	n/a	...	...	...	...	...
2015-16	Tappara	Liiga	46	17:16	17	16	33	6	6	9	0	4	253	6.7	18	10	5	15	6
2016-17	Winnipeg	NHL	73	17:55	36	28	64	7	26	9	0	5	204	17.7	...	...	...	...	...
2017-18	Winnipeg	NHL	82	16:29	44	26	70	8	24	20	0	8	241	18.3	17	5	7	12	4
2018-19	Winnipeg	NHL	82	17:14	30	20	50	-24	42	15	0	3	245	12.2	6	3	1	4	0
2019-20	Winnipeg	NHL	68	19:25	28	35	63	8	22	8	0	1	226	12.4	1	0	0	0	0
2020-21	Winnipeg	NHL	1	16:20	2	1	3	1	4	0	0	1	3	66.7	...	...	...	...	...
	Columbus	NHL	45	17:28	10	11	21	-29	21	4	0	0	79	12.7	...	...	...	...	...
2021-22	Columbus	NHL	56	18:50	26	30	56	-7	24	5	0	7	167	15.6	...	...	...	...	...
2022-23	Columbus	NHL	55	19:07	22	30	52	-12	16	8	0	1	184	12.0	...	...	...	...	...
CBJ TOTALS			156	18:32	58	71	129	-48	61	17	0	8	430	13.5	...	...	...	...	...
NHL TOTALS			462	17:58	198	181	379	-48	179	69	0	26	1,349	14.7	24	8	8	16	4
LIIGA TOTALS			52	15:49	17	17	34	6	8	9	0	4	263	6.5	18	10	5	15	6
MESTIS TOTALS			36	...	5	7	12	-12	14	...	...	...	...	...	2	0	0	0	2
SM-SARJA TOTALS			46	...	30	12	42	-9	47	...	...	...	...	...	...	...	...	...	...

PLAYERS





# 86 KIRILL MARCHENKO

**POSITION:** Right Wing

**SHOT:** Right

**HEIGHT:** 6'3"

**WEIGHT:** 195

**BORN:** July 21, 2000

**BIRTHPLACE:** Barnaul, Russia

**RESIDES:** Moscow, Russia

[MarchenkoKirill86](#)

**NHL YEAR:** 2nd

**CBJ YEAR:** 2nd

**CONTRACT STATUS:** Signed Through 2023-24 (RFA)

## 2022-23 SEASON

- ★ Set franchise rookie records for most goals and power play goals (tied) in a season with 21-4-25 and seven PPG in 59 appearances
- ★ Finished tied for the lead among NHL rookies in power play goals and ranked second in shooting percentage (16.0 pct.) and third in goals
- ★ Led NHL rookies in goals and power play goals since making his NHL debut on Dec. 6 at Pittsburgh
- ★ Ranked second-T on the Blue Jackets in power play goals and third-T in goals
- ★ Set the franchise record for most goals by a rookie in a single season with 21st of the season on Apr. 2 vs. Ottawa, surpassing Pierre-Luc Dubois (20, 2017-18)
- ★ Was the third player in NHL history to have each of his first 13 or more career regular-season points come solely in the form of goals (13), joining Joe Malone (16-0-16 in 1917-18 w/ MTL) and John McKinnon (13-0-13 in 1926-27 w/ PIR)
- ★ Added 8-11-19 in 16 AHL games with Cleveland, ranking second among AHL rookies in points at time of recall on Dec. 5

## CAREER HIGHLIGHTS

- ★ Split the 2021-22 season between SKA St. Petersburg in the KHL and SKA-Neva St. Petersburg in the VHL
- ★ Recorded 12-8-20 in 39 contests with SKA in 2021-22, finishing fourth on the team in goals, fifth in points and seventh in assists
- ★ Spent the majority of the 2020-21 campaign with SKA St. Petersburg and notched 15-13-28 in 41 games, finishing third-T on the club in goals and seventh in total points
- ★ Split the 2019-20 season between SKA and SKA-Neva and combined for 16-12-28 in 45 outings
- ★ Tallied 7-9-16 in 31 games with SKA and had the most points by junior in the KHL in 2019-20
- ★ Skated for four different teams in the SKA organization in 2018-19, combining for 10-16-26 in 44 appearances
- ★ Made his KHL debut in 2017-18, skating in two contests for Yugra Khanty-Mansiysk

## AMATEUR CAREER

- ★ Totaled 8-8-16 and 33 PIM in 31 appearances with Mamonty Yugry in Russia's junior league (MHL) in 2017-18

## INTERNATIONAL CAREER

- ★ Helped Russia claim a silver medal in the 2020 IIHF World Junior Championships with 2-4-6 in seven games
- ★ Helped Russia win bronze at the 2019 IIHF World Junior Championships
- ★ Named a top-three player for Russia at the 2018 IIHF World U18 Championships with 3-3-6 in five outings

## PERSONAL

- ★ Nickname is "Marchy"
- ★ Started playing hockey at the age of five and his favorite player growing up was Alex Ovechkin
- ★ Enjoys taking walks with his wife, Victoria, on off-days
- ★ His favorite road city in the NHL is Vegas and his favorite arena is Nationwide Arena
- ★ Would have been a farmer if he wasn't playing hockey
- ★ His favorite holiday is Christmas
- ★ His favorite movie is *The Hangover*

## CAREER TRANSACTIONS

- ★ Signed a two-year entry level contract with the Blue Jackets on May 2, 2022
- ★ Columbus' second round pick, 49th overall, at the 2018 NHL Draft







# 86 KIRILL MARCHENKO

## SINGLE SEASON HIGHS

GP:	59, 2022-23
G:	21, 2022-23
A:	4, 2022-23
PTS:	25, 2022-23
+/-:	-23, 2022-23
PIM:	16, 2022-23
PPG:	7, 2022-23
SHG:	0
GWG:	1, 2022-23
S:	131, 2022-23
S%:	16.0, 2022-23
TOI:	16:11, 2022-23
Hits:	34, 2022-23
Bks:	39, 2022-23
Multi-G GP:	3, 2022-23
Multi-A GP:	0
Multi-Pt GP:	6, 2022-23

## GAME HIGHS

G:	3, Jan. 7, 2023 vs. CAR
A:	1 (4x), Apr. 2, 2023 vs. OTT
PTS:	3, Jan. 7, 2023 vs. CAR
PIM:	4, Mar. 30, 2023 at BOS
+/-:	2 (2x), Apr. 2, 2023 vs. OTT
S:	8, Jan. 7, 2023 vs. CAR
TOI:	22:00, Mar. 30, 2023 at BOS
Hits:	3, Jan. 10, 2023 at TBL
Bks:	3 (2x), Jan. 17, 2023 at NSH
G Streak:	3, Jan. 23-27, 2023 (4-0-4)
A Streak:	1 (4x), Apr. 2, 2023
Pt Streak:	3, Jan. 23-27, 2023 (4-0-4)
GP Streak:	59, Dec. 6, 2022-Apr. 14, 2023

## PENALTY SHOTS - 0

Date	Opp.	Goalie (Result)
------	------	-----------------

## CAREER HIGHLIGHTS

Multi-G GP:	3x, Feb. 25, 2023 vs. EDM (2-0-2)
Multi-A GP:	0
Multi-Pt GP:	6x, Apr. 2, 2023 vs. OTT (1-1-2)
3-Pt GP:	1x, Jan. 7, 2023 vs. CAR (3-0-3)
4+ Pt GP:	0
OTG:	Apr. 2, 2023 vs. OTT (0:16)

## MILESTONES

1st GP:	Dec. 6, 2022 at PIT
1st G:	Dec. 11, 2022 vs. LAK
1st A:	Feb. 11, 2023 at TOR

## HAT TRICKS - 1

Date	Opp.	Goalie
Jan. 7, 2023	vs. CAR	Raanta (3)

## SHOOTOUTS

	G	S	S%	GDG
2022-23	1	1	100.0	0
CAREER	1	1	100.0	0

## VS. THE NHL

TEAM	GP	G	A	PTS	PIM
ANAHEIM	2	0	0	0	0
ARIZONA	1	0	0	0	0
BOSTON	2	0	0	0	4
BUFFALO	3	0	0	0	0
CALGARY	2	1	0	1	0
CAROLINA	2	3	0	3	2
CHICAGO	2	2	0	2	0
COLORADO	0	0	0	0	0
COLUMBUS	0	0	0	0	0
DALLAS	2	0	0	0	0
DETROIT	1	0	0	0	0
EDMONTON	2	3	0	3	0
FLORIDA	2	0	0	0	0
LOS ANGELES	2	2	0	2	2
MINNESOTA	2	0	0	0	0
MONTREAL	1	1	0	1	0
NASHVILLE	1	0	0	0	2
NEW JERSEY	2	0	0	0	0
NY ISLANDERS	2	0	0	0	0
NY RANGERS	3	1	0	1	2
OTTAWA	3	1	2	3	0
PHILADELPHIA	2	1	0	1	2
PITTSBURGH	3	0	0	0	0
SAN JOSE	2	0	0	0	0
SEATTLE	2	0	0	0	0
ST. LOUIS	1	0	0	0	0
TAMPA BAY	2	2	0	2	0
TORONTO	3	1	1	2	0
VANCOUVER	1	2	0	2	0
VEGAS	1	1	1	2	0
WASHINGTON	4	0	0	0	2
WINNIPEG	1	0	0	0	0
NHL TOTALS:	59	21	4	25	16

## CAREER RECORD

## REGULAR SEASON

## PLAYOFFS

YEAR	TEAM	LEAGUE	GP	TOI	G	A	PTS	+/-	PIM	PP	SH	GW	S	S%	GP	G	A	PTS	PIM
2016-17	Mamonty Yugry	MHL	29	n/a	15	11	26	11	2	5	0	2	76	19.7	...	...	...	...	...
2017-18	HC Yugra	KHL	2	13:51	0	0	0	-1	0	0	0	0	3	0.0	...	...	...	...	...
	Mamonty Yugry	MHL	31	14:15	8	8	16	10	33	2	0	0	72	11.1	8	4	3	7	6
2018-19	St. Petersburg	KHL	1	0:15	0	0	0	0	0	0	0	0	0	0.0	...	...	...	...	...
	Neva St. Petersburg	VHL	23	11:09	2	1	3	-3	4	2	0	0	47	4.3	3	0	0	0	0
	1946 St. Petersburg	MHL	15	17:10	6	13	19	13	4	1	0	1	53	11.3	9	4	2	6	6
	Varyagi im. Morozova	MHL	5	17:18	2	2	4	1	4	0	0	0	15	13.3	...	...	...	...	...
2019-20	St. Petersburg	KHL	31	10:14	7	9	16	16	6	0	0	2	50	14.0	4	3	2	5	2
	Neva St. Petersburg	VHL	14	15:40	9	3	12	-2	4	5	0	2	44	20.5	1	1	0	1	2
2020-21	St. Petersburg	KHL	41	13:59	15	13	28	11	14	3	0	2	92	16.3	14	3	1	4	4
	1946 St. Petersburg	MHL	2	19:43	3	4	7	6	0	2	0	1	14	21.4	...	...	...	...	...
2021-22	St. Petersburg	KHL	39	11:42	12	8	20	5	13	4	0	1	90	13.3	...	...	...	...	...
	Neva St. Petersburg	VHL	2	19:53	1	2	3	-1	2	1	0	0	9	11.1	12	6	2	8	12
2022-23	Columbus	NHL	59	16:11	21	4	25	-23	16	7	0	1	131	16.0	...	...	...	...	...
	Cleveland	AHL	16	n/a	8	11	19	-5	8	4	0	0	51	15.7	...	...	...	...	...
CBJ/NHL TOTALS			59	16:11	21	4	25	-23	16	7	0	1	131	16.0	...	...	...	...	...
KHL TOTALS			114	12:04	34	30	64	31	33	7	0	5	235	14.5	18	6	3	9	6
AHL TOTALS			16	...	8	11	19	-5	8	4	0	0	51	15.7	...	...	...	...	...
VHL TOTALS			39	13:35	12	6	18	-6	10	8	0	2	100	12.0	16	7	2	9	14
MHL TOTALS			82	...	34	38	72	41	43	10	0	4	230	14.8	17	8	5	13	12

PLAYERS



# 90 ELVIS MERZLIKINS

**POSITION:** Goaltender

**CATCHES:** Left

**HEIGHT:** 6'3"

**WEIGHT:** 184

**BORN:** April 13, 1994

**BIRTHPLACE:** Riga, Latvia

**RESIDES:** New Albany, Ohio

Merzly

**NHL YEAR:** 5th

**CBJ YEAR:** 5th

**CONTRACT STATUS:** Signed Through 2026-27 (UFA)

## 2022-23 SEASON

- ★ Made 30 or more saves 12 times, including three contests with 40 or more

## CAREER HIGHLIGHTS

- ★ Set single-season career highs in games played (59) and wins (27) and became the fourth different CBJ goaltender to win 25 games in a single campaign (Sergei Bobrovsky, Marc Denis, Steve Mason) in 2021-22
- ★ Set franchise records with 56 saves on 62 shots faced in a 6-0 loss on Jan. 26, 2022 vs. Calgary
- ★ Set the club record for fewest games played to 10 wins (14) with a victory on Dec. 5, 2021 vs. San Jose and tied the franchise record for the longest win streak (4-0-0) to start a season (third time) to begin 2021-22 campaign
- ★ Became the fifth player, and second goaltender (Steve Mason), in club history to be named to the NHL All-Rookie Team after leading league rookies (min. 20 GP) in GAA, SV% and shutouts and ranking third-T in wins with a 13-9-8 record, 2.35 GAA, .923 SV% and 5 shutouts in 2019-20
- ★ Finished second-T in the NHL in shutouts and fifth in GAA and SV% (tied) in 2019-20
- ★ Led the NHL in shutouts (5) and ranked second in GAA (1.97) and SV% (.935) from Dec. 31, 2019 through the end of the campaign
- ★ Was the sixth NHL goaltender, and second rookie, since 1929-30 to record five shutouts in a span of eight games (Jan. 11-Feb. 7, 2020; 8-0-0, 1.00 GAA, .967 SV%)
- ★ Went 22-18-0 with a 2.44 GAA, .921 SV% and a career-high five shutouts in 43 games with HC Lugano (NLA) in 2018-19, finishing second-T in the NLA in wins, third-T in shutouts and fourth in SV%
- ★ Went 19-15-1 with a 2.72 GAA, .921 SV% with 4 shutouts in 40 games with HC Lugano in 2017-18
- ★ Won the NLA "Jacques Plante Trophy" as Goalie of the Year for the second time in his career in 2017-18 after ranking third-T in the league in shutouts, fourth in wins and fifth in SV%
- ★ Set playoff career highs in wins (11) and games played (18), leading Lugano to the 2018 final series
- ★ Posted a 19-16-1 record with a 2.89 GAA, .916 SV% and three shutouts with HC Lugano in 2016-17
- ★ Awarded the 2015-16 NLA "Jacques Plante Trophy" after registering a 23-13-4 record with a 2.76 GAA and .922 SV% in 44 games to rank second in the league in SV%, fifth in wins and sixth in GAA
- ★ Went 11-7-1 in 21 games with HC Lugano with a 2.61 GAA and .913 SV% with 1 shutout in 2014-15
- ★ Made his NLA debut, registering a 11-10-0 record with a 2.13 GAA and .925 SV% in 22 games with HC Lugano in 2013-14

## AMATEUR CAREER

- ★ Played 30 games with Lugano U20 (Elite Jr. A), finishing with a 2.76 GAA in 2012-13

## INTERNATIONAL CAREER

- ★ Represented Latvia at the 2016, 2017, 2018, 2019 and 2022 IIHF World Championships and was named a top three player for his team in three-straight tournaments from 2016-18
- ★ Ranked fourth in SV% at the 2017 (.934) and 2018 (.940) tournaments
- ★ Also represented the country at the 2012, 2013 and 2014 IIHF World Junior Championships, winning a silver medal at the 2014 tournament (D1A)
- ★ Played for Latvia at the 2012 IIHF U18 World Championships

## PERSONAL

- ★ Nickname is "Merz" or "Merzly"
- ★ He and his wife, Aleksandra, have a son named Knox and a Cavapoo named Koby
- ★ Can speak Latvian, Russian, Italian and English
- ★ Started playing hockey at the age of seven and his favorite players were Carey Price and Henrik Lundqvist
- ★ The last concert he went to was Post Malone
- ★ His favorite movies are *The Rocket - Maurice Richard*
- ★ His top three musical artists are Lil John, Wiz Khalifa and Post Malone

## CAREER TRANSACTIONS

- ★ Signed a five-year contract extension with Columbus on Sept. 21, 2021
- ★ Signed a two year contract extension with the Blue Jackets on Apr. 23, 2020
- ★ Signed a one-year contract extension with Columbus on May 15, 2019
- ★ Signed a one-year, entry level contract with the Blue Jackets on Mar. 20, 2019
- ★ Columbus' third round pick, 76th overall, at the 2014 NHL Draft







# 90 ELVIS MERZLIKINS

## SINGLE SEASON HIGHS

GP:	59, 2021-22
W:	27, 2021-22
MIN:	3,320, 2021-22
SV:	1,742, 2021-22
SV%:	.923, 2019-20
GAA:	2.35, 2019-20
SO:	5, 2019-20
A:	2, 2021-22
PIM:	8, 2021-22

## GAME HIGHS

SV:	56, Jan. 26, 2022 vs. CGY
S:	62, Jan. 26, 2022 vs. CGY
EV SV:	46, Jan. 26, 2022 vs. CGY
PP SV:	10 (2x), Apr. 28, 2022 vs. TBL
A:	1 (3x), Mar. 16, 2022 at OTT
PIM:	2 (4x), Apr. 28, 2022 vs. TBL
W Streak:	8, Jan. 11-Feb. 7, 2020
Pt Streak:	8, Jan. 11-Feb. 8, 2020 (8-0-0)
GP Streak:	11, Mar. 25-Apr. 16, 2022
GS Streak:	11, Mar. 25-Apr. 16, 2022

## PENALTY SHOTS - 1

Date	Opp.	Shooter (Result)
Apr. 19, 2021	at FLA	Vatrano (No Goal)

## MILESTONES

1st GP:	Oct. 5, 2019 at PIT
1st W:	Dec. 31, 2019 vs. FLA
1st SO:	Jan. 11, 2020 at VGK
100th GP:	Mar. 13, 2022 vs. VGK

## SHOOTOUTS

	SV	S	S%	REC
2022-23	0	0	.000	0-0
CAREER	37	52	.712	6-7

## VS. THE NHL

TEAM	GP	W-L-OT	SO	GA	GAA	SV%
ANAHEIM	3	1-1-1	0	9	2.97	.909
ARIZONA	4	2-0-1	0	10	2.87	.898
BOSTON	6	2-2-2	1	15	2.62	.924
BUFFALO	3	2-1-0	0	12	4.71	.865
CALGARY	3	1-2-0	0	13	4.88	.894
CAROLINA	6	3-1-1	1	12	2.52	.925
CHICAGO	5	1-2-2	0	14	3.56	.891
COLORADO	3	1-2-0	0	9	3.09	.903
COLUMBUS	0	0-0-0	0	0	0.00	.000
DALLAS	5	2-1-0	0	9	2.29	.924
DETROIT	8	5-2-1	2	18	2.24	.924
EDMONTON	3	1-1-0	0	6	2.67	.928
FLORIDA	10	3-6-1	1	31	3.58	.893
LOS ANGELES	4	2-1-1	0	13	3.21	.917
MINNESOTA	3	1-0-2	0	8	2.53	.933
MONTRAL	5	3-1-1	0	13	2.77	.906
NASHVILLE	9	4-3-2	1	27	3.32	.903
NEW JERSEY	5	2-2-1	1	16	3.15	.914
NY ISLANDERS	4	1-3-0	0	12	3.08	.906
NY RANGERS	4	0-4-0	0	14	3.61	.899
OTTAWA	6	1-2-1	0	12	2.80	.914
PHILADELPHIA	6	2-2-1	0	17	3.19	.903
PITTSBURGH	6	0-5-0	0	22	4.27	.891
SAN JOSE	4	1-3-0	0	13	3.35	.894
SEATTLE	4	2-2-0	0	11	2.76	.906
ST LOUIS	3	0-1-1	0	11	3.98	.849
TAMPA BAY	10	3-5-2	0	26	2.86	.913
TORONTO	3	1-2-0	0	13	4.97	.859
VANCOUVER	4	3-1-0	0	10	2.48	.930
VEGAS	3	2-1-0	1	7	2.36	.921
WASHINGTON	4	1-2-0	0	14	3.89	.875
WINNIPEG	4	2-1-1	1	11	2.78	.915
TOTALS	150	55-62-22	9	428	3.13	.906

## CAREER RECORD

YEAR	TEAM	LEAGUE	REGULAR SEASON											PLAYOFFS					
			GP	W	L	OT	SO	GA	SA	SV%	GAA	MIN	GP	W-L	SO	GA	SV%	GAA	MIN
2011-12	Lugano U20	Swiss-Jr	8	n/a	n/a	n/a	n/a	n/a	n/a	n/a	3.52	n/a	3	n/a	n/a	n/a	n/a	5.07	n/a
2012-13	Lugano U20	Swiss-Jr	30	n/a	n/a	n/a	n/a	n/a	n/a	n/a	2.76	n/a	4	n/a	n/a	n/a	n/a	3.84	n/a
2013-14	HC Lugano	Swiss-A	22	11	10	0	1	45	596	.925	2.13	1,269	1	0-0	0	1	.976	.750	80
	Lugano U20	Swiss-Jr	12	n/a	n/a	n/a	n/a	n/a	n/a	n/a	2.07	n/a	10	n/a	n/a	n/a	n/a	1.68	n/a
2014-15	HC Lugano	Swiss-A	21	11	7	1	1	57	659	.913	2.61	1,309	1	0-1	0	2	.857	3.33	37
2015-16	HC Lugano	Swiss-A	44	23	13	4	1	125	1,609	.922	2.76	2,713	15	8-6	0	36	.937	2.32	930
2016-17	HC Lugano	Swiss-A	40	19	16	1	3	116	1,387	.916	2.89	2,408	11	5-5	0	25	.933	2.29	654
2017-18	HC Lugano	Swiss-A	40	19	15	1	4	110	1,390	.921	2.72	2,431	18	11-7	2	40	.935	2.17	1,104
2018-19	HC Lugano	Swiss-A	43	22	18	0	5	104	1,312	.921	2.44	2,559	4	0-4	0	...	.872	3.95	273
2019-20	Columbus	NHL	33	13	9	8	5	71	919	.923	2.35	1,815	2	1-1	0	4	.946	1.96	122
	Cleveland	AHL	2	1	1	0	0	3	59	.949	1.52	119	...	...	...	...	...	...	...
2020-21	Columbus	NHL	28	8	12	5	2	69	825	.916	2.77	1,497	...	...	...	...	...	...	...
2021-22	Columbus	NHL	59	27	23	7	2	178	1,920	.907	3.22	3,320	...	...	...	...	...	...	...
2022-23	Columbus	NHL	30	7	18	2	0	110	889	.876	4.23	1,560	...	...	...	...	...	...	...
<b>CBJ/NHL TOTALS</b>			<b>150</b>	<b>55</b>	<b>62</b>	<b>22</b>	<b>9</b>	<b>428</b>	<b>4,553</b>	<b>.906</b>	<b>3.13</b>	<b>8,192</b>	<b>2</b>	<b>1-1</b>	<b>0</b>	<b>4</b>	<b>.946</b>	<b>1.96</b>	<b>122</b>
<b>AHL TOTALS</b>			<b>2</b>	<b>1</b>	<b>1</b>	<b>0</b>	<b>0</b>	<b>3</b>	<b>59</b>	<b>.949</b>	<b>1.52</b>	<b>119</b>	<b>...</b>	<b>...</b>	<b>...</b>	<b>...</b>	<b>...</b>	<b>...</b>	<b>...</b>
<b>SWISS-A TOTALS</b>			<b>210</b>	<b>105</b>	<b>79</b>	<b>7</b>	<b>15</b>	<b>453</b>	<b>5,641</b>	<b>.920</b>	<b>2.68</b>	<b>12,689</b>	<b>50</b>	<b>24-23</b>	<b>2</b>	<b>104</b>	<b>.932</b>	<b>2.25</b>	<b>1,974</b>
<b>SWISS-JR TOTALS</b>			<b>50</b>	<b>...</b>	<b>...</b>	<b>...</b>	<b>...</b>	<b>...</b>	<b>...</b>	<b>...</b>	<b>2.78</b>	<b>...</b>	<b>17</b>	<b>...</b>	<b>...</b>	<b>...</b>	<b>...</b>	<b>3.53</b>	<b>...</b>

PLAYERS



# 24 MATHIEU OLIVIER

**POSITION:** Right Wing

**SHOT:** Right

**HEIGHT:** 6'1"

**WEIGHT:** 222

**BORN:** February 11, 1997

**BIRTHPLACE:** Biloxi, Mississippi

**RESIDES:** Quebec City, Quebec

X @MattOlivier24

Instagram MattOlivier24

**NHL YEAR:** 5th

**CBJ YEAR:** 2nd

**CONTRACT STATUS:** Signed Through 2024-25 (UFA)

## 2022-23 SEASON

- ★ Set single-season career highs with 5-10-15 and 81 penalty minutes in 66 games in his first season with the Blue Jackets
- ★ Led Columbus in PIM and ranked third in hits (178)
- ★ Recorded his first career multi-point game with 1-2-3 on Feb. 18 at Dallas and skated in his 100th career NHL game the next day at Arizona
- ★ Notched his first goal as a Blue Jacket and first career game-winning goal on Nov. 17 vs. Montreal and collected his first point in a CBJ uniform with an assist on Oct. 15 at St. Louis

## CAREER HIGHLIGHTS

- ★ Split 2021-22 season between Nashville and Milwaukee (AHL), collecting 0-1-1 and 14 PIM in 10 outings with the Predators
- ★ Added 5-6-11 and 76 PIM in 46 outings with the AHL's Milwaukee Admirals, ranking second on the club in PIM-per-game (1.65) and fourth in PIM in 2021-22
- ★ Finished fifth in the NHL in PIM and posted career highs with 3-2-5, 70 PIM and 62 hits in 30 appearances with the Predators in 2020-21
- ★ Spent the majority of the 2019-20 campaign with the Admirals, setting career highs in games played, goals, assists and points with 10-9-19 and 95 PIM in 56 games
- ★ Collected 4-8-12 with 91 PIM in 54 outings with Milwaukee (AHL) during his first professional season in 2018-19
- ★ Tied for the AHL lead and led league rookies in fighting majors with nine in 2018-19

## AMATEUR CAREER

- ★ Serving as an alternate captain for the Sherbrooke Phoenix (QMJHL), set career highs in goals, assists and points with 27-22-49 and 90 PIM in 67 games in 2017-18
- ★ Registered 9-15-24 and a +4 plus/minus rating in 58 games with Shawinigan and led the club in PIM (102) in 2016-17
- ★ Recorded 11-19-30 with 80 PIM and a +25 plus/minus rating in 59 appearances with Shawinigan in 2015-16
- ★ Ranked third on the club in PIM and plus/minus rating (tied) in 2015-16
- ★ Helped lead Shawinigan to the President's Cup Final in 2016
- ★ Split the 2014-15 campaign between the Moncton Wildcats and Shawinigan Cataractes in the QMJHL
- ★ Collected 3-4-7 with 39 PIM in 33 games with Moncton and 3-3-6 with 36 PIM in 30 outings with Shawinigan

## PERSONAL

- ★ Nickname is "Ollie"
- ★ Started playing hockey at the age of two and his favorite player growing up was Vincent Lecavalier
- ★ He and his wife, Laurence, have two sons named Liam and Tristan
- ★ Would be in finance if he wasn't playing hockey
- ★ His favorite road city is Montreal and his favorite arena is Bell Centre (Montreal)
- ★ One thing most people might not know about him is that he loves listening to podcasts
- ★ His favorite vacation spot is Florida

## CAREER TRANSACTIONS

- ★ Signed a two-year contract extension with Columbus on June 21, 2023
- ★ Acquired from Nashville in exchange for a 2022 fourth round pick previously acquired from Toronto on June 30, 2022
- ★ Signed a two-year contract with the Predators on July 29, 2021
- ★ Undrafted; Signed a two-year entry level contract with Nashville on May 1, 2019







# 24 MATHIEU OLIVIER

## SINGLE SEASON HIGHS

GP:	66, 2022-23
G:	5, 2022-23
A:	10, 2022-23
PTS:	15, 2022-23
+/-:	1, 2019-20
PIM:	81, 2022-23
PPG:	1, 2020-21
SHG:	0
GWG:	1, 2022-23
S:	75, 2022-23
S%:	12.0, 2020-21
TOI:	11:38, 2022-23
Hits:	178, 2022-23
BkS:	58, 2022-23
Multi-G GP:	0
Multi-A GP:	1, 2022-23
Multi-Pt GP:	1, 2022-23

## GAME HIGHS

G:	1 (8x), Feb. 26, 2023 at MIN
A:	2, Feb. 18, 2023 at DAL
PTS:	3, Feb. 18, 2023 at DAL
PIM:	17, Apr. 8, 2021 at DET
+/-:	3, Feb. 18, 2023 at DAL
S:	5 (2x), Nov. 23, 2022 vs. MTL
TOI:	18:41, Feb. 18, 2023 at DAL
Hits:	8, Jan. 10, 2023 at TBL
BkS:	4 (2x), Jan. 7, 2023 vs. CAR
G Streak:	2, Mar. 23-25, 2021 (2-0-2)
A Streak:	1 (13x), Mar. 21, 2023 at WSH (0-1-1)
Pt Streak:	2 (2x), Nov. 15-17, 2022 (1-1-2)
GP Streak:	48, Dec. 6, 2022-Mar. 24, 2023

## PENALTY SHOTS - 0

Date	Opp.	Goalie (Result)
------	------	-----------------

## CAREER HIGHLIGHTS

Multi-G GP:	0
Multi-A GP:	1x, Feb. 18, 2023 at DAL (1-2-3)
Multi-Pt GP:	1x, Feb. 18, 2023 at DAL (1-2-3)
3-Pt GP:	1x, Feb. 18, 2023 at DAL (1-2-3)
4+ Pt GP:	0
OTG:	0

## MILESTONES

1st GP:	Nov. 19, 2019 vs. WPG
1st G:	Jan. 30, 2021 at TBL
1st A:	Jan. 26, 2021 vs. CHI
100th GP:	Feb. 19, 2023 at ARI

## HAT TRICKS - 0

Date	Opp.	Goalie
------	------	--------

## SHOOTOUTS

	G	S	S%	GDG
2022-23	0	0	0.0	0
CAREER	0	0	0.0	0

## VS. THE NHL

TEAM	GP	G	A	PTS	PIM
ANAHEIM	2	1	0	1	5
ARIZONA	3	0	0	0	12
BOSTON	1	0	0	0	0
BUFFALO	2	0	0	0	0
CALGARY	3	0	1	1	9
CAROLINA	9	0	1	1	12
CHICAGO	8	0	1	1	6
COLORADO	3	0	0	0	7
COLUMBUS	1	0	0	0	0
DALLAS	8	1	2	3	19
DETROIT	6	2	0	2	25
EDMONTON	2	0	0	0	0
FLORIDA	7	0	0	0	8
LOS ANGELES	2	0	0	0	0
MINNESOTA	2	1	0	1	0
MONTRÉAL	3	2	0	2	14
NASHVILLE	2	0	0	0	0
NEW JERSEY	2	0	0	0	0
NY ISLANDERS	4	0	0	0	7
NY RANGERS	2	0	0	0	2
OTTAWA	2	0	0	0	0
PHILADELPHIA	3	0	1	1	5
PITTSBURGH	3	0	0	0	0
SAN JOSE	2	0	1	1	5
SEATTLE	2	0	0	0	2
ST. LOUIS	5	0	3	3	2
TAMPA BAY	10	1	1	2	14
TORONTO	3	0	1	1	2
VANCOUVER	3	0	0	0	9
VEGAS	2	0	0	0	0
WASHINGTON	5	0	2	2	4
WINNIPEG	2	0	0	0	0
NHL TOTALS:	114	8	14	22	169

## CAREER RECORD

## REGULAR SEASON

## PLAYOFFS

YEAR	TEAM	LEAGUE	GP	TOI	G	A	PTS	+/-	PIM	PP	SH	GW	S	S%	GP	G	A	PTS	PIM
2013-14	Moncton	QMJHL	53	n/a	6	8	14	-1	43	0	0	0	41	14.6	6	0	1	1	7
2014-15	Moncton	QMJHL	33	n/a	3	4	7	-2	39	1	0	0	32	9.4	...	...	...	...	...
	Shawinigan	QMJHL	30	n/a	3	3	6	-4	75	0	0	1	38	7.9	...	...	...	...	...
2015-16	Shawinigan	QMJHL	59	n/a	11	19	30	25	80	0	3	1	104	10.6	21	3	4	7	13
2016-17	Shawinigan	QMJHL	58	n/a	9	15	24	4	102	1	0	1	137	6.6	6	2	0	2	8
2017-18	Sherbrooke	QMJHL	67	n/a	27	22	49	5	90	8	3	4	223	12.1	10	2	4	6	14
2018-19	Milwaukee	AHL	54	n/a	4	8	12	5	91	0	1	0	56	7.1	5	1	0	1	22
2019-20	Nashville	NHL	8	7:33	0	1	1	1	4	0	0	0	6	0.0	...	...	...	...	...
	Milwaukee	AHL	56	n/a	10	9	19	5	95	0	0	2	77	13.0	...	...	...	...	...
2020-21	Nashville	NHL	30	10:55	3	2	5	-1	70	1	0	0	25	12.0	2	0	0	0	2
2021-22	Nashville	NHL	10	10:06	0	1	1	-3	14	0	0	0	5	0.0	3	0	0	0	12
	Milwaukee	AHL	46	n/a	5	6	11	-7	76	0	1	0	47	10.6	7	0	0	0	6
2022-23	Columbus	NHL	66	11:38	5	10	15	-20	81	0	0	1	75	6.7	...	...	...	...	...
CBJ TOTALS			66	11:38	5	10	15	-20	81	0	0	1	75	6.7	...	...	...	...	...
NHL TOTALS			114	11:01	8	14	22	-23	169	1	0	1	111	7.2	5	0	0	0	14
AHL TOTALS			156	...	19	23	42	3	262	0	2	2	180	10.6	12	1	0	1	22
QMJHL TOTALS			300	...	59	71	130	27	390	10	6	7	575	10.3	50	7	9	16	44

PLAYERS



# 2 ANDREW PEEKE

**POSITION:** Defense  
**SHOT:** Right  
**HEIGHT:** 6'3"  
**WEIGHT:** 214

**BORN:** March 17, 1998  
**BIRTHPLACE:** Boca Raton, Florida  
**RESIDES:** Fort Lauderdale, Florida  
X @AndrewPeeke20 Instagram AndrewPeeke20

**NHL YEAR:** 5th      **CBJ YEAR:** 5th      **CONTRACT STATUS:** Signed Through 2025-26 (UFA)

## 2022-23 SEASON

- ★ Finished third in the NHL and set a single-season franchise record with 197 blocked shots, surpassing Ryan Murray's 171 blocked shots in 2015-16
- ★ Recorded blocked shots in 74 of 80 games
- ★ Set a single-season career high and led club blueliners in goals and hits (180)

## CAREER HIGHLIGHTS

- ★ Set career highs in assists and points with 2-13-15 and 60 PIM while playing in all 82 games for the first time in his career in 2021-22
- ★ Ranked fifth-T in the NHL with 169 blocked shots in 2021-22
- ★ Led Blue Jackets rookies in time on ice per game (17:09) in 2020-21
- ★ Collected 1-2-3 in 22 games in his first NHL campaign with Columbus in 2019-20
- ★ Notched his first career NHL goal on Feb. 16, 2020 at New Jersey (Mackenzie Blackwood)
- ★ Added 5-11-16 in 29 games in his first pro season with Cleveland (AHL) in 2019-20, ranking second among club defensemen in points per game (.55)

## AMATEUR CAREER

- ★ Set career highs with 3-21-24 and 24 penalty minutes in 40 games as a junior at Notre Dame (Big Ten) in 2018-19
- ★ Served as the team's captain in 2018-19 and finished second on the team in assists and fourth in points and ranked second among team blueliners in assists, points and penalty minutes
- ★ Helped Notre Dame capture Big Ten regular season and tournament championships in 2017-18 with 5-9-14 in 39 games during his sophomore campaign
- ★ Aided team's run to the national championship game in 2017-18, where the Irish fell, 2-1, to Minnesota Duluth
- ★ Was named to the Academic All-Big Ten Team in 2017-18 and finished second-T among club defensemen in goals and third in assists and points
- ★ Named to Hockey East's All-Rookie Team in 2016-17 and led NCAA freshmen and finished third overall in blocked shots (95), finishing with 4-10-14 in 40 games as a freshman at Notre Dame
- ★ Collected 4-26-30 with 30 penalty minutes and was +7 in 56 games in 2015-16 with the Green Bay Gamblers of the United States Hockey League to rank second among club defensemen in goals, assists and points

## INTERNATIONAL CAREER

- ★ Represented the United States in the 2022 IIHF World Championships and led the team in assists and finished third in points and penalty minutes with 0-6-6 and eight PIM in 10 games
- ★ Posted 1-1-2 in seven games to help the United States earn a bronze medal at the 2018 IIHF World Junior Championships

## PERSONAL

- ★ Nickname is "Peeker"
- ★ Started playing hockey at the age of five and grew up idolizing Ed Jovanovski
- ★ Would be working in business or coaching hockey if he wasn't playing hockey
- ★ His favorite road city is Boston and his favorite arena is Bell Centre (Montreal)
- ★ One thing most people might not know about him is that he is an uncle
- ★ His favorite foods are salmon, asparagus and steak
- ★ Would either attend the Super Bowl or Game 7 of the World Series if he could attend any sporting event in the world

## CAREER TRANSACTIONS

- ★ Signed a three-year contract extension with the Blue Jackets on Sept. 28, 2022
- ★ Signed a two-year contract with the Blue Jackets on Aug. 9, 2021
- ★ Signed a three-year entry level contract with Columbus on Apr. 1, 2019
- ★ Columbus' second round pick, 34th overall, at the 2016 NHL Draft



PLAYERS





# 2 ANDREW PEEKE

## SINGLE SEASON HIGHS

GP:	82, 2021-22
G:	6, 2022-23
A:	13, 2021-22
PTS:	15, 2021-22
+/-:	1, 2019-20
PIM:	60, 2021-22
PPG:	0
SHG:	0
GWG:	1, 2022-23
S:	90, 2022-23
S%:	6.7, 2022-23
TOI:	21:29, 2021-22
Hits:	191, 2021-22
Bks:	197, 2022-23
Multi-G GP:	0
Multi-A GP:	1, 2021-22
Multi-Pt GP:	1, 2021-22

## GAME HIGHS

G:	1 (9x), Apr., 13, 2023 vs. PIT
A:	2, Dec. 5, 2021 vs. SJS
PTS:	2, Dec. 15, 2021 vs. SJS
PIM:	7, Dec. 30, 2021 vs. NSH
+/-:	3, Jan. 13, 2022 at CAR
S:	4 (5x), Jan. 16, 2023 vs. NYR
TOI:	29:09, Mar. 1, 2022 vs. NJD
Hits:	9, Mar. 19, 2023 at VGK
Bks:	8 (2x), Feb. 11, 2023 at TOR
G Streak:	2, Oct. 23-25, 2022 (2-0-2)
A Streak:	1 (24x), Apr. 14, 2023 vs. BUF (0-1-1)
Pt Streak:	2 (3x), Apr. 13-14, 2023 (1-1-2)
GP Streak:	118, May 7, 2021-Dec. 29, 2022

## PENALTY SHOTS - 0

Date	Opp.	Goalie (Result)
------	------	-----------------

## CAREER HIGHLIGHTS

Multi-G GP:	0
Multi-A GP:	1x, Dec. 5, 2021 vs. SJS (0-2-2)
Multi-Pt GP:	1x, Dec. 5, 2021 vs. SJS (0-2-2)
3-Pt GP:	0
4+ Pt GP:	0
OTG:	0

## MILESTONES

1st GP:	Dec. 5, 2019 vs. NYR
1st G:	Feb. 16, 2020 at NJD
1st A:	Dec. 16, 2019 vs. WSH
100th GP:	Mar. 29, 2022 vs. NYI

## HAT TRICKS - 0

Date	Opp.	Goalie
------	------	--------

## SHOOTOUTS

	G	S	S%	GDG
2022-23	0	0	0.0	0
CAREER	0	0	0.0	0

## VS. THE NHL

TEAM	GP	G	A	PTS	PIM
ANAHEIM	4	0	0	0	4
ARIZONA	4	1	2	3	5
BOSTON	6	0	0	0	10
BUFFALO	7	0	3	3	4
CALGARY	5	0	1	1	0
CAROLINA	8	0	0	0	2
CHICAGO	6	0	1	1	2
COLORADO	5	0	1	1	0
COLUMBUS	0	0	0	0	0
DALLAS	6	0	0	0	2
DETROIT	9	0	1	1	4
EDMONTON	5	0	0	0	0
FLORIDA	8	0	3	3	4
LOS ANGELES	4	0	0	0	4
MINNESOTA	6	0	0	0	6
MONTREAL	6	0	2	2	4
NASHVILLE	7	0	2	2	13
NEW JERSEY	8	1	0	1	0
NY ISLANDERS	8	0	1	1	2
NY RANGERS	9	2	0	2	2
OTTAWA	7	0	0	0	2
PHILADELPHIA	9	1	0	1	2
PITTSBURGH	9	1	0	1	6
SAN JOSE	4	0	3	3	2
SEATTLE	4	0	0	0	0
ST. LOUIS	4	0	0	0	2
TAMPA BAY	7	1	1	2	0
TORONTO	6	0	1	1	0
VANCOUVER	6	0	0	0	2
VEGAS	4	0	1	1	4
WASHINGTON	10	1	2	3	0
WINNIPEG	4	1	0	1	2
NHL TOTALS:	195	9	25	34	90

## CAREER RECORD

## REGULAR SEASON

## PLAYOFFS

YEAR	TEAM	LEAGUE	GP	TOI	G	A	PTS	+/-	PIM	PP	SH	GW	S	S%	GP	G	A	PTS	PIM
2015-16	Green Bay	USHL	56	n/a	4	26	30	7	30	1	0	0	88	4.5	4	1	1	2	2
2016-17	Notre Dame	Hockey East	40	n/a	4	10	14	10	16	0	0	1	56	7.1	...	...	...	...	...
2017-18	Notre Dame	Big Ten	39	n/a	5	9	14	12	22	2	0	1	57	8.8	...	...	...	...	...
2018-19	Notre Dame	Big Ten	40	n/a	3	21	24	-2	24	3	0	0	69	4.3	...	...	...	...	...
2019-20	Columbus	NHL	22	13:51	1	2	3	1	4	0	0	0	23	4.4	...	...	...	...	...
	Cleveland	AHL	29	n/a	5	11	16	1	6	1	1	0	52	9.6	...	...	...	...	...
2020-21	Columbus	NHL	11	17:09	0	3	3	-4	4	0	0	0	5	0.0	...	...	...	...	...
	Cleveland	AHL	7	n/a	0	4	4	2	2	0	0	0	12	0.0	...	...	...	...	...
2021-22	Columbus	NHL	82	21:29	2	13	15	-14	60	0	0	0	72	2.8	...	...	...	...	...
2022-23	Columbus	NHL	80	21:15	6	7	13	-41	22	0	0	1	90	6.7	...	...	...	...	...
<b>CBJ/NHL TOTALS</b>			<b>195</b>	<b>20:17</b>	<b>9</b>	<b>25</b>	<b>34</b>	<b>-58</b>	<b>90</b>	<b>0</b>	<b>0</b>	<b>1</b>	<b>190</b>	<b>4.7</b>	...	...	...	...	...
<b>AHL TOTALS</b>			<b>36</b>	...	<b>5</b>	<b>15</b>	<b>20</b>	<b>3</b>	<b>8</b>	<b>1</b>	<b>1</b>	<b>0</b>	<b>64</b>	<b>7.8</b>	...	...	...	...	...
<b>NCAA TOTALS</b>			<b>119</b>	...	<b>12</b>	<b>40</b>	<b>52</b>	<b>20</b>	<b>62</b>	<b>5</b>	<b>0</b>	<b>2</b>	<b>182</b>	<b>6.6</b>	...	...	...	...	...
<b>USHL TOTALS</b>			<b>56</b>	...	<b>4</b>	<b>26</b>	<b>30</b>	<b>7</b>	<b>30</b>	<b>1</b>	<b>0</b>	<b>0</b>	<b>88</b>	<b>4.5</b>	<b>4</b>	<b>1</b>	<b>1</b>	<b>2</b>	<b>2</b>

PLAYERS



# 9 IVAN PROVOROV

**POSITION:** Defense  
**SHOT:** Left  
**HEIGHT:** 6'1"  
**WEIGHT:** 220

**BORN:** January 13, 1997  
**BIRTHPLACE:** Yaroslavl, Russia  
**RESIDES:** Yaroslavl, Russia  
 IPro13

**NHL YEAR:** 8th

**CBJ YEAR:** 1st

**CONTRACT STATUS:** Signed Through 2024-25 (UFA)

## 2022-23 SEASON

- ★ Led the Flyers in blocked shots (162) and TOI/GP (23:01), while ranking second among club blueliners in assists and points with 6-21-27 in 82 contests
- ★ Ranked 14th in the NHL in blocked shots
- ★ Played in every single game of a season for the sixth time in his career
- ★ Tied his single-game career high in blocked shots with 10 in the season opener on Oct. 13 vs. New Jersey

## CAREER HIGHLIGHTS

- ★ Earned four Barry Ashbee Trophies, given annually to the Flyers' best defenseman as voted by the media (2016-17, 2019-20, 2020-21, 2022-23)
- ★ Served as an alternate captain in his final three seasons with Philadelphia from 2020-23
- ★ Led Flyers blueliners in goals and points with 9-22-31 in 79 contests in 2021-22
- ★ Set a Flyers franchise record for consecutive games played from the start of a career, skating in 403-straight games from Oct. 14, 2016-Jan. 1, 2022
- ★ Finished eighth in the NHL in TOI/GP, finishing with 7-19-26 on 25:00 TOI/GP in 79 games with the Flyers in 2020-21
- ★ Led all NHL defensemen in power play goals with seven in 2019-20, marking just the eighth occasion, and the seventh different Flyers blueliners, to record seven or more PPG in a campaign
- ★ Ranked eighth in the NHL average ice time (24:51) in 2019-20
- ★ Ranked sixth in the league in TOI/GP (25:07) in 2018-19
- ★ Set career highs in goals, assists (tied), points, and plus/minus rating with 17-24-41 and a +17 plus/minus rating in 82 games in 2017-18
- ★ Tied Dougie Hamilton (CGY) and Victor Hedman (TBL) for the league lead for goals by a defenseman in 2017-18
- ★ Ranked fourth among NHL rookie blueliners in assists and points with 6-24-30 in 82 contests with the Flyers in 2016-17

## AMATEUR CAREER

- ★ Played two seasons for the Brandon Wheat Kings of the Western Hockey League from 2014-2016, racking up 36-98-134 in 122 games
- ★ Named the Canadian Hockey League's Defenseman of the Year and the WHL's top Defenseman (Bill Hunter Trophy) in 2015-16 after helping the Wheat Kings capture the league championship with 21-52-73 in 62 regular season games and 3-10-13 in 21 playoff appearances
- ★ Led WHL defensemen in points and plus/minus rating (+64) in 2015-16
- ★ Named to the 2015 and 2016 WHL (East) First All-Star Teams
- ★ Led WHL rookies in assists and points with 15-46-61 in 60 games with Brandon in 2014-15
- ★ Recorded 6-13-19 with 32 penalty minutes in 56 appearances with the Cedar Rapids RoughRiders of the United States Hockey League

## INTERNATIONAL CAREER


- ★ Named a Top Three Player for Russia at the 2021 IIHF World Championships, registering 0-2-2 in 8 games
- ★ Helped Russia capture a bronze medal at the 2017 IIHF World Championships
- ★ Earned silver medals with Russia at the 2015 and 2016 IIHF World Junior Championships and was named a Top Three Player on the team in 2016

## PERSONAL

- ★ Nickname is "Provy"
- ★ Started playing hockey at the age of five and grew up idolizing Pavel Datsyuk
- ★ Reason he chose number 9 is because it's his brother's birthday
- ★ Also played basketball, ping pong, tennis and boxed while growing up
- ★ One thing that instantly makes his day better is good music
- ★ His top three musical artists are Drake, Eminem and Tiesto
- ★ His favorite movies are *Just Go With It*, *Man of Honor* and *A Knight's Tale*

## CAREER TRANSACTIONS

- ★ Acquired as part of a three-team trade involving Philadelphia and Los Angeles in exchange for a first-round pick in the 2023 NHL Draft and a conditional second-round pick in either the 2024 or 2025 NHL Draft on June 6, 2023
- ★ Signed a six-year contract extension with the Flyers on Sept. 12, 2019
- ★ Signed a three-year entry level contract with Philadelphia on July 3, 2015
- ★ Selected by the Flyers in the first round, seventh overall, at the 2015 NHL Draft



PLAYERS





# 9 IVAN PROVOROV

## SINGLE SEASON HIGHS

<b>GP:</b>	82 (4x), 2022-23
<b>G:</b>	17, 2017-18
<b>A:</b>	24 (2x), 2017-18
<b>PTS:</b>	41, 2017-18
<b>+/-:</b>	17, 2017-18
<b>PIM:</b>	34 (2x), 2021-22
<b>PPG:</b>	7, 2019-20
<b>SHG:</b>	0
<b>GWG:</b>	3, 2019-20
<b>S:</b>	203, 2017-18
<b>S%:</b>	8.7, 2019-20
<b>TOI:</b>	25:07, 2018-19
<b>Hits:</b>	148, 2017-18
<b>BkS:</b>	172, 2021-22
<b>Multi-G GP:</b>	1 (3x), 2021-22
<b>Multi-A GP:</b>	4, 2017-18
<b>Multi-Pt GP:</b>	9, 2017-18

## GAME HIGHS

<b>G:</b>	2 (3x), Apr. 2, 2022 vs. TOR
<b>A:</b>	3, Oct. 30, 2017 vs. ARI
<b>PTS:</b>	3 (6x), Apr. 2, 2022 vs. TOR
<b>PIM:</b>	12, Dec. 20, 2018 vs. NSH
<b>+/-:</b>	5, Dec. 8, 2018 at BUF
<b>S:</b>	Feb. 11, 2019 vs. PIT
<b>TOI:</b>	30:46, Jan. 21, 2021 at BOS
<b>Hits:</b>	8, Dec. 6, 2017 at EDM
<b>BkS:</b>	10 (2x), Oct. 13, 2022 vs. NJD
<b>G Streak:</b>	2 (6x), Mar. 29-31, 2021 (2-1-3)
<b>A Streak:</b>	3 (3x), Feb. 28-Mar. 4, 2020 (1-3-4)
<b>Pt Streak:</b>	4 (3x), Feb. 28-Mar. 5, 2020 (2-3-5)
<b>GP Streak:</b>	403, Oct. 14, 2016-Jan. 1, 2022

## PENALTY SHOTS - 0

Date	Opp.	Goalie (Result)
------	------	-----------------

## CAREER HIGHLIGHTS

<b>Multi-G GP:</b>	3x, Apr. 2, 2022 vs. TOR (2-1-3)
<b>Multi-A GP:</b>	18x, Apr. 11, 2023 vs. CBJ (0-2-2)
<b>Multi-Pt GP:</b>	35x, Apr. 11, 2023 vs. CBJ (0-2-2)
<b>3-Pt GP:</b>	6x, Apr. 2, 2022 vs. TOR (2-1-3)
<b>4+ Pt GP:</b>	0
<b>OTG:</b>	4x, Apr. 13, 2023 at CHI (3:09)

## MILESTONES

<b>1st GP:</b>	Oct. 14, 2016 at LAK
<b>1st G:</b>	Nov. 23, 2016 at TBL
<b>1st A:</b>	Oct. 14, 2016 at LAK
<b>100th GP:</b>	Nov. 14, 2017 at MIN
<b>200th GP:</b>	Dec. 27, 2018 at TBL
<b>300th GP:</b>	Feb. 6, 2020 vs. NJD
<b>400th GP:</b>	Dec. 18, 2021 vs. OTT
<b>500th GP:</b>	Jan. 26, 2023 at MIN
<b>100th A:</b>	Mar. 15, 2021 at NYR
<b>100th Pt:</b>	Oct. 9, 2019 vs. NJD (assist)
<b>200th Pt:</b>	Nov. 26, 2022 at NYI (assist)

## HAT TRICKS - 0

Date	Opp.	Goalie
------	------	--------

## SHOOTOUTS

	G	S	S%	GDG
<b>2022-23</b>	0	0	0.0	0
<b>CAREER</b>	0	3	0.0	0

## VS. THE NHL

TEAM	GP	G	A	PTS	PIM
ANAHEIM	11	3	2	5	4
ARIZONA	12	1	4	5	2
BOSTON	26	0	12	12	10
BUFFALO	25	5	9	14	6
CALGARY	12	1	4	5	8
CAROLINA	25	5	6	11	16
CHICAGO	12	3	2	5	6
COLORADO	12	1	2	3	2
COLUMBUS	23	2	12	14	4
DALLAS	11	3	0	3	4
DETROIT	17	1	5	6	2
EDMONTON	11	0	3	3	4
FLORIDA	18	2	3	5	10
LOS ANGELES	12	2	5	7	2
MINNESOTA	11	1	2	3	4
MONTREAL	18	4	3	7	4
NASHVILLE	10	0	2	2	14
NEW JERSEY	31	4	16	20	6
NY ISLANDERS	31	4	8	12	12
NY RANGERS	30	2	6	8	4
OTTAWA	18	3	6	9	6
PHILADELPHIA	0	0	0	0	0
PITTSBURGH	29	1	6	7	16
SAN JOSE	11	2	2	4	2
SEATTLE	4	1	2	3	0
ST. LOUIS	11	0	4	4	4
TAMPA BAY	17	4	5	9	4
TORONTO	18	3	4	7	12
VANCOUVER	12	1	3	4	6
VEGAS	10	1	3	4	2
WASHINGTON	32	4	8	12	12
WINNIPEG	12	1	3	4	8
<b>NHL TOTALS:</b>	<b>532</b>	<b>65</b>	<b>152</b>	<b>217</b>	<b>196</b>

## CAREER RECORD

## REGULAR SEASON

## PLAYOFFS

YEAR	TEAM	LEAGUE	GP	TOI	G	A	PTS	+/-	PIM	PP	SH	GW	S	S%	GP	G	A	PTS	PIM
2014-15	Brandon	WHL	60	n/a	15	46	61	36	42	8	0	1	n/a	n/a	19	2	11	13	10
2015-16	Brandon	WHL	62	n/a	21	52	73	64	16	7	1	2	n/a	n/a	21	3	10	13	14
2016-17	Philadelphia	NHL	82	21:59	6	24	30	-7	34	0	0	1	161	3.7	...	...	...	...	...
2017-18	Philadelphia	NHL	82	24:09	17	24	41	17	20	2	0	2	203	8.4	6	0	3	3	0
2018-19	Philadelphia	NHL	82	25:07	7	19	26	-16	32	0	0	1	145	4.8	...	...	...	...	...
2019-20	Philadelphia	NHL	69	24:51	13	23	36	11	24	7	0	3	150	8.7	16	3	5	8	4
2020-21	Philadelphia	NHL	56	25:00	7	19	26	4	28	0	0	2	126	5.6	...	...	...	...	...
2021-22	Philadelphia	NHL	79	24:53	9	22	31	-20	34	1	0	1	170	5.3	...	...	...	...	...
2022-23	Philadelphia	NHL	82	23:01	6	21	27	-17	24	0	0	1	115	5.2	...	...	...	...	...
<b>NHL TOTALS</b>			<b>532</b>	<b>24:05</b>	<b>65</b>	<b>152</b>	<b>217</b>	<b>-28</b>	<b>196</b>	<b>10</b>	<b>0</b>	<b>11</b>	<b>1,070</b>	<b>6.1</b>	<b>22</b>	<b>3</b>	<b>8</b>	<b>11</b>	<b>4</b>
<b>WHL TOTALS</b>			<b>122</b>	<b>...</b>	<b>36</b>	<b>98</b>	<b>134</b>	<b>100</b>	<b>58</b>	<b>15</b>	<b>1</b>	<b>3</b>	<b>...</b>	<b>...</b>	<b>40</b>	<b>5</b>	<b>21</b>	<b>26</b>	<b>24</b>

PLAYERS



# 50 ERIC ROBINSON

**POSITION:** Left Wing

**SHOT:** Left

**HEIGHT:** 6'2"

**WEIGHT:** 211

**BORN:** June 14, 1995

**BIRTHPLACE:** Bellmawr, New Jersey

**RESIDES:** Bellmawr, New Jersey

 [ERobinson19](#)

**NHL YEAR:** 7th

**CBJ YEAR:** 7th

**CONTRACT STATUS:** Signed Through 2023-24 (UFA)

## 2022-23 SEASON

- ★ Set single-season career highs in goals (12) and time on ice (13:57) and tied his career high in multi-point games (4)
- ★ Posted his first career hat trick on Feb. 28 at Buffalo (Craig Anderson-2, EN)

## CAREER HIGHLIGHTS

- ★ Set single-season career highs with 10-17-27 in 67 appearances with the Blue Jackets in 2021-22
- ★ Ranked second on the team in shorthanded goals (2) and third among forwards in hits (95) in 2021-22
- ★ Led the club in plus/minus rating and game-winning goals (tied) and finished second among CBJ forwards in hits (94) in 2020-21
- ★ Tied for first on the Blue Jackets in plus/minus rating (+10) in 2019-20
- ★ Ranked eighth among NHL rookies in plus/minus and second among club rookies in goals and third in shots (69) with 7-5-12 in 50 contests in 2019-20
- ★ Skated in 13 contests with Columbus and added 12-12-24 and was +15 in 45 games in his first AHL season with Cleveland in 2018-19
- ★ Led Monsters rookies in assists and ranked second in goals (tied), points and plus/minus during the 2018-19 campaign
- ★ Made his NHL debut at the end of the 2017-18 season, appearing in the Blue Jackets' regular season finale on Apr. 7 at Nashville

## AMATEUR CAREER

- ★ Set NCAA career highs with 17-14-31, 44 PIM and a +4 plus/minus rating in his senior season at Princeton (ECAC) in 2017-18
- ★ Served as team captain and helped the Tigers capture the 2018 ECAC tournament championship
- ★ Played in 34 games as a junior at Princeton and registered 13-8-21 in 2016-17
- ★ Led the team in shots (148) and ranked second-T in goals during the 2016-17 campaign
- ★ Registered 8-16-24 in 50 games with Dubuque (USHL) in 2013-14 and appeared in three playoff games

## INTERNATIONAL CAREER

- ★ Collected 0-3-3 in 10 games to help the United States capture a bronze medal at the 2021 IIHF World Championships

## PERSONAL

- ★ Nickname is "Robby"
- ★ Started playing hockey at the age of three and his favorite player was Jeremy Roenick growing up
- ★ He and his wife, Allison, have two King Charles Cavaliers named Scooter and Sophie
- ★ Would be in finance if he wasn't playing hockey
- ★ His favorite sports team is the Philadelphia Eagles
- ★ One thing most people might not know about him is that he loves watching *Love Island*
- ★ His favorite movies are *The Avengers*, *Ready Player One* and *Crazy Rich Asians*

## CAREER TRANSACTIONS

- ★ Signed to a two-year contract extension through the 2023-24 season on July 28, 2021
- ★ Signed a two-year contract extension with Columbus on Jan. 27, 2020
- ★ Accepted Columbus' qualifying offer of a one-year, two-way NHL/AHL contract on June 25, 2019
- ★ Signed a two-year, entry level contract with Columbus on Mar. 26, 2018







# 50 ERIC ROBINSON

## SINGLE SEASON HIGHS

GP:	72, 2022-23
G:	12, 2022-23
A:	17, 2021-22
PTS:	27, 2021-22
+/-:	10, 2019-20
PIM:	18, 2021-22
PPG:	0
SHG:	2, 2021-22
GWG:	3, 2019-20
S:	104, 2021-22
S%:	12.2, 2022-23
TOI:	13:57, 2022-23
Hits:	124, 2022-23
BKS:	32, 2022-23
Multi-G GP:	1 (3x), 2022-23
Multi-A GP:	3, 2021-22
Multi-Pt GP:	4 (3x), 2022-23

## GAME HIGHS

G:	3, Feb. 28, 2023 at BUF
A:	2 (4x), Apr. 5, 2022 at PHI
PTS:	3, Feb. 28, 2023 at BUF
PIM:	4, Apr. 24, 2022 vs. EDM
+/-:	2 (16x), Feb. 28, 2023 at BUF
S:	6 (2x), Feb. 28, 2023 at BUF
TOI:	19:35, Feb. 18, 2023 at DAL
Hits:	8, Apr. 9, 2022 at DET
BKS:	3 (3x), Dec. 29, 2022 at NYI
G Streak:	2 (3x), Mar. 21-24, 2023 (2-1-3)
A Streak:	3, Dec. 5-9, 2021 (0-3-3)
Pt Streak:	4 (2x), Dec. 4-9, 2021 (1-3-4)
GP Streak:	126, Dec. 7, 2019-Dec. 16, 2021

## PENALTY SHOTS - 0

Date	Opp.	Goalie (Result)
------	------	-----------------

## CAREER HIGHLIGHTS

Multi-G GP:	3x, Feb. 28, 2023 at BUF (3-0-3)
Multi-A GP:	4x, Apr. 5, 2022 at PHI (0-2-2)
Multi-Pt GP:	13x, Mar. 21, 2023 at WSH (1-1-2)
3-Pt GP:	1x, Feb. 28, 2023 at BUF (3-0-3)
4+ Pt GP:	0
OTG:	0

## MILESTONES

1st GP:	Apr. 7, 2018 at NSH
1st G:	Nov. 12, 2019 at MTL
1st A:	Dec. 9, 2019 at WSH
100th GP:	Mar. 28, 2021 at DET
200th GP:	Nov. 12, 2022 at NYI

## HAT TRICKS - 1

Date	Opp.	Goalie
Feb. 28, 2023	at BUF	Anderson (2, EN)

## SHOOTOUTS

	G	S	S%	GDG
2022-23	0	0	0.0	0
CAREER	0	0	0.0	0

## VS. THE NHL

TEAM	GP	G	A	PTS	PIM
ANAHEIM	5	1	3	4	0
ARIZONA	5	0	0	0	2
BOSTON	7	0	0	0	2
BUFFALO	5	3	0	3	4
CALGARY	4	1	0	1	0
CAROLINA	13	0	4	4	2
CHICAGO	13	1	0	1	0
COLORADO	5	0	2	2	0
COLUMBUS	0	0	0	0	0
DALLAS	12	2	4	6	2
DETROIT	17	2	3	5	0
EDMONTON	7	1	0	1	4
FLORIDA	17	0	4	4	2
LOS ANGELES	5	0	1	1	0
MINNESOTA	6	0	1	1	2
MONTRÉAL	9	3	1	4	0
NASHVILLE	14	2	0	2	6
NEW JERSEY	8	0	4	4	0
NY ISLANDERS	10	1	1	2	2
NY RANGERS	9	2	0	2	2
OTTAWA	10	2	2	4	0
PHILADELPHIA	10	2	4	6	2
PITTSBURGH	8	0	0	0	2
SAN JOSE	7	0	1	1	0
SEATTLE	4	1	0	1	0
ST. LOUIS	5	0	3	3	2
TAMPA BAY	15	4	2	6	0
TORONTO	4	1	1	2	0
VANCOUVER	6	3	0	3	0
VEGAS	5	1	0	1	0
WASHINGTON	8	4	3	7	4
WINNIPEG	6	0	0	0	0
NHL TOTALS:	259	37	44	81	40

## CAREER RECORD

## REGULAR SEASON

## PLAYOFFS

YEAR	TEAM	LEAGUE	GP	TOI	G	A	PTS	+/-	PIM	PP	SH	GW	S	S%	GP	G	A	PTS	PIM
2013-14	Dubuque	USHL	50	n/a	8	16	24	-1	24	1	0	0	102	7.8	3	0	0	0	0
2014-15	Princeton	ECAC	27	n/a	2	2	4	-17	8	0	0	0	52	3.8	...	...	...	...	...
2015-16	Princeton	ECAC	31	n/a	7	4	11	-13	10	0	0	1	87	8.0	...	...	...	...	...
2016-17	Princeton	ECAC	34	n/a	13	8	21	-3	12	3	0	2	148	8.8	...	...	...	...	...
2017-18	Princeton	ECAC	36	n/a	17	14	31	4	44	1	1	2	130	13.1	...	...	...	...	...
	Columbus	NHL	1	11:21	0	0	0	1	0	0	0	0	2	0.0	...	...	...	...	...
2018-19	Columbus	NHL	13	11:50	0	0	0	-4	0	0	0	0	18	0.0	...	...	...	...	...
	Cleveland	AHL	45	n/a	12	12	24	3	15	2	0	2	90	13.3	...	...	...	...	...
2019-20	Columbus	NHL	50	10:57	7	5	12	10	12	0	0	3	69	10.1	10	1	0	1	0
	Cleveland	AHL	14	n/a	3	2	5	2	6	0	1	0	18	16.7	...	...	...	...	...
2020-21	Columbus	NHL	56	12:24	8	10	18	6	4	0	1	2	75	10.7	...	...	...	...	...
2021-22	Columbus	NHL	67	13:54	10	17	27	-1	18	0	2	1	104	9.6	...	...	...	...	...
2022-23	Columbus	NHL	72	13:57	12	12	24	-21	6	0	0	1	98	12.2	...	...	...	...	...
<b>CBJ/NHL TOTALS</b>			<b>259</b>	<b>12:54</b>	<b>37</b>	<b>44</b>	<b>81</b>	<b>-9</b>	<b>40</b>	<b>0</b>	<b>3</b>	<b>7</b>	<b>366</b>	<b>10.1</b>	<b>10</b>	<b>1</b>	<b>0</b>	<b>1</b>	<b>0</b>
<b>AHL TOTALS</b>			<b>59</b>	<b>...</b>	<b>15</b>	<b>14</b>	<b>29</b>	<b>5</b>	<b>21</b>	<b>2</b>	<b>1</b>	<b>2</b>	<b>108</b>	<b>13.9</b>	<b>...</b>	<b>...</b>	<b>...</b>	<b>...</b>	<b>...</b>
<b>NCAA TOTALS</b>			<b>128</b>	<b>...</b>	<b>39</b>	<b>28</b>	<b>67</b>	<b>-29</b>	<b>74</b>	<b>4</b>	<b>1</b>	<b>5</b>	<b>417</b>	<b>9.4</b>	<b>...</b>	<b>...</b>	<b>...</b>	<b>...</b>	<b>...</b>
<b>USHL TOTALS</b>			<b>50</b>	<b>...</b>	<b>8</b>	<b>16</b>	<b>24</b>	<b>-1</b>	<b>24</b>	<b>1</b>	<b>0</b>	<b>0</b>	<b>102</b>	<b>7.8</b>	<b>3</b>	<b>0</b>	<b>0</b>	<b>0</b>	<b>0</b>

PLAYERS



# 96 JACK ROSLOVIC

**POSITION:** Center

**SHOT:** Right

**HEIGHT:** 6'1"

**WEIGHT:** 198

**BORN:** January 29, 1997

**BIRTHPLACE:** Columbus, Ohio

**RESIDES:** Columbus, Ohio

X @JRoslovic96

📷 JRoslovic96



**NHL YEAR:** 8th

**CBJ YEAR:** 4th

**CONTRACT STATUS:** Signed Through 2023-24 (UFA)

## 2022-23 SEASON

- ★ Set career highs in assists (33) and shorthanded goals (2) and finished with the second-most points (44) of his NHL career
- ★ Tied for the club lead in shorthanded goals and finished second in assists
- ★ Skated in his 200th game with the Blue Jackets on Mar. 30 at Boston
- ★ Registered his 100th point with Columbus on the first of his two assists on Jan. 14 at Detroit

## CAREER HIGHLIGHTS

- ★ Set personal career highs for fourth time in as many seasons with 22-23-45 in 81 games in 2021-22
- ★ Named Columbus' Community MVP and nominee for the King Clancy Award in 2021-22
- ★ Set the Blue Jackets franchise record for goals in the month of April with 10 in 14 appearances in April 2022
- ★ Notched his first goal and multi-point effort as a Blue Jacket (1-1-2) on Feb. 4 vs. Dallas (Anton Khudobin) in 2020-21
- ★ Made his Blue Jackets debut on Jan. 28 vs. Florida and collected his first point with an assist two games later on Jan. 31 at Chicago in 2020-21
- ★ Registered 12-17-29 while playing in all 71 games for the Jets in 2019-20
- ★ Set a career high in games played, finishing with 9-15-24 in 77 contests in his first full NHL campaign with Winnipeg in 2018-19
- ★ Factored in four of Winnipeg's nine goals on Feb. 2, 2019 vs. Anaheim, including tallying his first career hat trick (John Gibson-2, Chad Johnson-1)
- ★ Split the 2017-18 campaign between Winnipeg and the AHL's Manitoba Moose, collecting 20-29-49 in 63 contests
- ★ Made his NHL debut for the Jets in his hometown of Columbus on Apr. 6, 2017
- ★ Led Manitoba in assists and points with 13-35-48 in 65 outings in 2016-17
- ★ Finished second-T among AHL rookies in assists and sixth-T in points in 2016-17
- ★ Played in the 2017 and 2018 AHL All-Star Games

## AMATEUR CAREER

- ★ Named to the NCHC's All-Rookie Team after tying for the Miami University lead in points and finishing second-T in assists and third in goals with 10-16-26 in 36 games in his lone season in 2015-16
- ★ Played for the United States National Team Development Program from 2013-15
- ★ Skated for the Ohio Blue Jackets AAA Program from 2011-13, posting 23-30-53 in 40 games in the 16U team in 2012-13

## INTERNATIONAL CAREER

- ★ Helped the United States win a gold medal at the 2017 IIHF World Junior Championships with 0-2-2 in seven games
- ★ Helped the USA win gold and was named a Top Three Player for his country at the 2015 IIHF U18 World Championships after posting 6-5-11 in seven contests

## PERSONAL

- ★ Nickname is "Rosie"
- ★ Started playing hockey at the age of four and grew up idolizing Sidney Crosby
- ★ His favorite road city is Dallas and his favorite arena is Madison Square Garden (New York)
- ★ His favorite team is the Cincinnati Bengals
- ★ His top three musical artists are Morgan Wallen, Drake and Noah Kahan

- ★ His three favorite foods are pasta, pizza and ice cream
- ★ Created Rosie's Gear for Goals, which raises funds to help underprivileged children play hockey in Columbus

## CAREER TRANSACTIONS

- ★ Signed a two-year contract extension with Columbus on June 7, 2022
- ★ Signed a two-year contract extension with the Blue Jackets on Jan. 23, 2021
- ★ Acquired by Columbus in a trade from Winnipeg along with RW Patrik Laine in exchange for C Pierre-Luc Dubois and a 2022 third round pick on Jan. 23, 2021
- ★ Signed a three-year, entry level contract with the Jets on July 18, 2016
- ★ Winnipeg' first round pick, 25th overall, at the 2015 NHL Draft







# 96 JACK ROSLOVIC

## SINGLE SEASON HIGHS

<b>GP:</b>	81, 2021-22
<b>G:</b>	22, 2021-22
<b>A:</b>	33, 2022-23
<b>PTS:</b>	45, 2021-22
<b>+/-:</b>	5, 2017-18
<b>PIM:</b>	14, 2020-21
<b>PPG:</b>	5, 2018-19
<b>SHG:</b>	2, 202-23
<b>GWG:</b>	4, 2021-22
<b>S:</b>	131, 2021-22
<b>S%:</b>	16.8, 2021-22
<b>TOI:</b>	16:54, 2020-21
<b>Hits:</b>	60, 2021-22
<b>BKS:</b>	53, 2022-23
<b>Multi-G GP:</b>	5, 2021-22
<b>Multi-A GP:</b>	6, 2022-23
<b>Multi-Pt GP:</b>	10, 2021-22

## GAME HIGHS

<b>G:</b>	3 (2x), Apr. 9, 2022 at DET
<b>A:</b>	3 (2x), Mar. 13, 2021 vs. DAL
<b>PTS:</b>	4 (4x), Feb. 25, 2023 vs. EDM
<b>PIM:</b>	4, Mar. 17, 2022 vs. WSH
<b>+/-:</b>	4, Apr. 9, 2022 at DET
<b>S:</b>	6 (7x), Jan. 19, 2023 vs. ANA
<b>TOI:</b>	24:45, Apr. 9, 2022 at DET
<b>Hits:</b>	5, Jan. 25, 2018 at ANA
<b>BKS:</b>	4, Nov. 17, 2022 vs. MTL
<b>G Streak:</b>	3, Apr. 19-24, 2022 (4-0-4)
<b>A Streak:</b>	4, Jan. 31-Feb. 7, 2021 (1-5-6)
<b>Pt Streak:</b>	6 (2x), Apr. 17-28, 2022 (5-2-7)
<b>GP Streak:</b>	76, Mar. 30, 2019-Mar. 11, 2020

## PENALTY SHOTS - 1

Date	Opp.	Goalie (Result)
Nov. 27, 2019	at WPG	Dell (No Goal)

## CAREER HIGHLIGHTS

<b>Multi-G GP:</b>	9x, Apr. 19, 2022 at SJS (2-0-2)
<b>Multi-A GP:</b>	10x, Feb. 24, 2022 at FLA (0-2-2)
<b>Multi-Pt GP:</b>	26x, Apr. 19, 2022 at SJS (2-0-2)
<b>3-Pt GP:</b>	5x, Nov. 11, 2022 at BUF (2-1-3)
<b>4+ Pt GP:</b>	2x, Apr. 9, 2022 at DET (3-1-4)
<b>OTG:</b>	1x, Apr. 9, 2022 at DET (3:19)

## MILESTONES

<b>1st GP:</b>	Apr. 6, 2017 at CBJ
<b>1st G:</b>	Jan. 25, 2018 at ANA
<b>1st A:</b>	Feb. 9, 2018 vs. STL
<b>100th GP:</b>	Mar. 12, 2019 vs. SJS
<b>200th GP:</b>	Mar. 9, 2021 vs. FLA
<b>300th GP:</b>	Apr. 9, 2022 at DET
<b>100th Pt:</b>	May 5, 2021 vs. NSH (goal)
<b>100th A:</b>	Dec. 23, 2022 vs. CHI (1st assist)

## HAT TRICKS - 2

Date	Opp.	Goalie
Feb. 2, 2019	vs. ANA	Gibson (2), Johnson (1)
Apr. 9, 2022	at DET	Nedeljkovic (3)

## SHOOTOUTS

	G	S	S%	GDG
<b>2022-23</b>	0	0	0.0	0
<b>CAREER</b>	0	3	0.0	0

## VS. THE NHL

TEAM	GP	G	A	PTS	PIM
ANAHEIM	11	5	3	8	0
ARIZONA	10	1	4	5	0
BOSTON	10	1	0	1	0
BUFFALO	11	3	2	5	6
CALGARY	10	0	2	2	2
CAROLINA	20	3	8	11	0
CHICAGO	23	6	11	17	4
COLORADO	13	1	4	5	0
COLUMBUS	5	1	1	2	0
DALLAS	20	2	11	13	2
DETROIT	16	6	5	11	4
EDMONTON	10	3	3	6	0
FLORIDA	13	1	5	6	4
LOS ANGELES	10	3	5	8	0
MINNESOTA	13	1	1	2	0
MONTREAL	11	4	3	7	0
NASHVILLE	18	1	8	9	4
NEW JERSEY	12	2	2	4	2
NY ISLANDERS	11	0	2	2	0
NY RANGERS	13	1	4	5	2
OTTAWA	9	4	1	5	0
PHILADELPHIA	11	1	2	3	4
PITTSBURGH	12	2	4	6	2
SAN JOSE	12	4	2	6	6
SEATTLE	4	1	2	3	0
ST. LOUIS	14	2	6	8	2
TAMPA BAY	17	5	6	11	6
TORONTO	10	2	2	4	0
VANCOUVER	10	3	1	4	0
VEGAS	10	0	2	2	0
WASHINGTON	13	2	4	6	4
WINNIPEG	4	0	3	3	0
<b>NHL TOTALS:</b>	<b>386</b>	<b>71</b>	<b>119</b>	<b>190</b>	<b>54</b>

## CAREER RECORD

## REGULAR SEASON

## PLAYOFFS

YEAR	TEAM	LEAGUE	GP	TOI	G	A	PTS	+/-	PIM	PP	SH	GW	S	S%	GP	G	A	PTS	PIM
2013-14	USNTDP Jrs.	USHL	34	n/a	4	10	14	-21	14	3	0	0	40	10.0	...	...	...	...	...
	USNTDP U17	USDP	20	n/a	9	8	17	n/a	16	n/a	n/a	n/a	n/a	n/a	...	...	...	...	...
2014-15	USNTDP Jrs.	USHL	25	n/a	11	27	38	19	8	3	0	2	51	21.6	...	...	...	...	...
	USNTDP U18	USDP	40	n/a	16	26	42	n/a	20	n/a	n/a	n/a	n/a	n/a	...	...	...	...	...
2015-16	Miami U.	NCHC	36	n/a	10	16	26	-5	18	6	0	4	92	10.9	...	...	...	...	...
2016-17	Winnipeg	NHL	1	8:24	0	0	0	-1	0	0	0	0	1	0.0	...	...	...	...	...
	Manitoba	AHL	65	n/a	13	35	48	-17	22	4	0	3	136	9.6	...	...	...	...	...
2017-18	Winnipeg	NHL	31	12:19	5	9	14	5	2	0	0	1	38	13.2	10	0	3	3	2
	Manitoba	AHL	32	n/a	15	20	35	16	8	2	1	3	78	19.2	...	...	...	...	...
2018-19	Winnipeg	NHL	77	9:45	9	15	24	-2	4	5	0	0	74	12.2	6	0	0	0	0
2019-20	Winnipeg	NHL	71	14:54	12	17	29	4	12	1	0	0	117	10.3	4	0	2	2	0
2020-21	Columbus	NHL	48	16:54	12	22	34	-11	14	4	0	1	85	14.1	...	...	...	...	...
2021-22	Columbus	NHL	81	14:17	22	23	45	2	12	4	0	4	131	16.8	...	...	...	...	...
2022-23	Columbus	NHL	77	16:27	11	33	44	-14	10	2	2	2	123	8.9	...	...	...	...	...
<b>CBJ TOTALS</b>			<b>206</b>	<b>15:42</b>	<b>45</b>	<b>78</b>	<b>123</b>	<b>-23</b>	<b>36</b>	<b>10</b>	<b>2</b>	<b>7</b>	<b>339</b>	<b>13.3</b>	...	...	...	...	...
<b>NHL TOTALS</b>			<b>386</b>	<b>14:04</b>	<b>71</b>	<b>119</b>	<b>190</b>	<b>-17</b>	<b>54</b>	<b>16</b>	<b>2</b>	<b>8</b>	<b>569</b>	<b>12.5</b>	<b>20</b>	<b>0</b>	<b>5</b>	<b>5</b>	<b>2</b>
<b>AHL TOTALS</b>			<b>97</b>	...	<b>28</b>	<b>55</b>	<b>83</b>	<b>-1</b>	<b>30</b>	<b>6</b>	<b>1</b>	<b>6</b>	<b>214</b>	<b>13.1</b>	...	...	...	...	...
<b>NCAA TOTALS</b>			<b>36</b>	...	<b>10</b>	<b>16</b>	<b>26</b>	<b>-5</b>	<b>18</b>	<b>6</b>	<b>0</b>	<b>4</b>	<b>92</b>	<b>10.9</b>	...	...	...	...	...

PLAYERS



# 78 DAMON SEVERSON

**POSITION:** Defense

**SHOT:** Right

**HEIGHT:** 6'2"

**WEIGHT:** 202

**BORN:** August 7, 1994

**BIRTHPLACE:** Melville, Saskatchewan

**RESIDES:** Kelowna, British Columbia

@DSeves7

DSeves7

**NHL YEAR:** 10th

**CBJ YEAR:** 1st

**CONTRACT STATUS:** Signed Through 2030-31 (UFA)

## 2022-23 SEASON

- ★ Finished second among New Jersey defensemen in points and assists and third in goals with 7-26-33 in 81 games
- ★ Registered 2-9-11 with two multi-point efforts over 13 games from Mar. 1-24
- ★ Recorded a five-game points streak from Jan. 4-13 (1-6-7), including a career-high three assists on Jan. 13 at Anaheim
- ★ Notched his first career overtime game-winning goal on Jan. 7 vs. NY Rangers
- ★ Became the 17th player in Devils' franchise history - and seventh defenseman - to play in 600 games with the club on Dec. 28 vs. Boston

## CAREER HIGHLIGHTS

- ★ Finished his New Jersey career fourth on the franchise's all-time list among blueliners in goals, fifth in assists and points and seventh in games played with 58-205-263 in 647 regular season games
- ★ Set career highs with 11-35-46, five PPG, five multi-assist games and seven multi-point games in 80 contests with the Devils in 2021-22
- ★ Was one of two Devils to skate in all 56 games during the 2020-21 season, marking the third consecutive season he did not miss a game
- ★ Led all Devils skaters in average ice time (22:29) in 2020-21
- ★ Led New Jersey blueliners in goals, assists and points with 8-23-31 in 69 contests in 2019-20
- ★ Set then-career highs and led New Jersey defensemen with 11-28-39 and 58 PIM while playing in all 82 games for the first time in his career in 2018-19
- ★ Led Devils blueliners in goals with 9-15-24 in 76 appearances in 2017-18
- ★ Finished with 3-28-31 in 80 contests in 2016-17, leading New Jersey blueliners in assists and points
- ★ Posted 1-20-21 in 72 outings with the Devils in 2015-16
- ★ Led all New Jersey rookies in goals, assists, points and games played with 5-12-17 in 51 games in 2014-15
- ★ Skated in two games for the AHL's Albany Devils at the end of the 2012-13 campaign, including skating in his professional debut on Apr. 19, 2013 vs. Connecticut

## AMATEUR CAREER

- ★ Registered 36-131-167 with 270 PIM in 260 career appearances with the Kelowna Rockets of the Western Hockey League from 2009-13
- ★ Named to the 2013-14 WHL (West) Second All-Star Team after setting career highs with 15-46-61 and a +47 plus/minus rating in 64 contests in 2013-14
- ★ Set career highs in games played and power play goals with 10-42-52 and six PPG in 71 WHL games with the Rockets in 2012-13

## INTERNATIONAL CAREER

- ★ Helped Canada win a silver medal at the 2022 IIHF World Championships, posting 2-6-8 in 10 games
- ★ Earned a silver medal with Canada at the 2019 IIHF World Championships, recording 1-5-6 with 16 PIM in 10 games
- ★ Won a bronze medal with Canada at the 2012 U18 IIHF World Championships

## PERSONAL

- ★ Nicknames are "Sevo" and "Seves"
- ★ Started playing hockey at the age of four and idolized Nicklas Lidstrom growing up
- ★ He and his wife, Drey, have a Maltipoo named Reggie
- ★ Would have been a professional baseball player if he wasn't playing hockey
- ★ His favorite sports are baseball, football, golf and pickleball
- ★ One thing most people might not know about him is that he doesn't drink coffee
- ★ His top three TV shows are *Yellowstone*, *Billions* and *Ballers*

## CAREER TRANSACTIONS

- ★ Signed an eight-year contract extension with New Jersey through the 2030-31 NHL season and then traded to Columbus in exchange for a third-round pick in the 2023 NHL Draft on June 9, 2023
- ★ Signed a six-year contract with the Devils through the 2022-23 NHL campaign on Sept. 11, 2017
- ★ Signed a three-year entry level contract with New Jersey on Sept. 6, 2012
- ★ Drafted by the Devils in the second round, 60th overall, in the 2012 NHL Draft



PLAYERS





# 78 DAMON SEVERSON

## SINGLE SEASON HIGHS

<b>GP:</b>	82, 2018-19
<b>G:</b>	11 (2x), 2021-22
<b>A:</b>	35, 2021-22
<b>PTS:</b>	46, 2021-22
<b>+/-:</b>	9, 2022-23
<b>PIM:</b>	58 (2x), 2018-19
<b>PPG:</b>	5, 2021-22
<b>SHG:</b>	1, 2022-23
<b>GWG:</b>	2 (3x), 2022-23
<b>S:</b>	158, 2021-22
<b>S%:</b>	7.5, 20218-19
<b>TOI:</b>	23:36, 2021-22
<b>Hits:</b>	107, 2017-18
<b>Bks:</b>	115, 2022-23
<b>Multi-G GP:</b>	1 (2x), 2017-18
<b>Multi-A GP:</b>	5, 2021-22
<b>Multi-Pt GP:</b>	7, 2021-22

## GAME HIGHS

<b>G:</b>	2 (2x), Jan. 16, 2018 at NYI
<b>A:</b>	3, Jan. 13, 2023 at ANA
<b>PTS:</b>	3 (3x), Jan. 13, 2023 at ANA
<b>PIM:</b>	12, Jan. 18, 2020 at CBJ
<b>+/-:</b>	4 (2x), Apr. 7, 2022 vs. MTL
<b>S:</b>	8, Oct. 16, 2014 at WSH
<b>TOI:</b>	30:56, Mar. 27, 2022 vs. MTL
<b>Hits:</b>	6 (4x), Apr. 18, 2022 at VGK
<b>Bks:</b>	6 (2x), Jan. 19, 2023 at SEA
<b>G Streak:</b>	2 (4x), Mar. 23-26, 2022 (2-0-2)
<b>A Streak:</b>	4 (4x), Feb. 7-13, 2022 (0-6-6)
<b>Pt Streak:</b>	8, Jan. 27-Feb. 13, 2020 (2-7-9)
<b>GP Streak:</b>	243, Apr. 7, 2018-Jan. 8, 2022

## PENALTY SHOTS - 0

Date	Opp.	Goalie (Result)
------	------	-----------------

## CAREER HIGHLIGHTS

<b>Multi-G GP:</b>	2x, Jan. 16, 2018 at NYI
<b>Multi-A GP:</b>	25x, Mar. 24, 2023 at BUF (0-2-2)
<b>Multi-Pt GP:</b>	38x, Mar. 24, 2023 at BUF (0-2-2)
<b>3-Pt GP:</b>	3x, Jan. 13, 2023 at ANA (0-3-3)
<b>4+ Pt GP:</b>	0
<b>OTG:</b>	0

## MILESTONES

<b>1st GP:</b>	Oct. 9, 2014 at PHI
<b>1st G:</b>	Oct. 11, 2014 at FLA
<b>1st A:</b>	Oct. 11, 2014 at FLA
<b>100th GP:</b>	Jan. 26, 2016 at PIT
<b>200th GP:</b>	Apr. 1, 2017 at PHI
<b>300th GP:</b>	Nov. 23, 2018 vs. NYI
<b>400th GP:</b>	Dec. 31, 2019 vs. BOS
<b>500th GP:</b>	Nov. 18, 2021 at FLA
<b>600th GP:</b>	Dec. 28, 2022 vs. BOS
<b>100th A:</b>	Mar. 12, 2019 at CGY
<b>200th A:</b>	Mar. 19, 2023 at TBL
<b>100th Pt:</b>	Oct. 27, 2018 vs. FLA (assist)
<b>200th Pt:</b>	Jan. 22, 2022 vs. CAR (assist)

## HAT TRICKS - 0

Date	Opp.	Goalie
------	------	--------

## SHOOTOUTS

	G	S	S%	GDG
<b>2022-23</b>	0	0	0.0	0
<b>CAREER</b>	3	10	30.0	3

## VS. THE NHL

TEAM	GP	G	A	PTS	PIM
ANAHEIM	14	1	5	6	7
ARIZONA	15	1	8	9	0
BOSTON	30	3	7	10	8
BUFFALO	29	1	12	13	22
CALGARY	14	0	2	2	6
CAROLINA	29	2	6	8	12
CHICAGO	14	2	11	13	11
COLORADO	16	1	1	2	10
COLUMBUS	29	1	6	7	32
DALLAS	15	1	6	7	7
DETROIT	22	1	8	9	14
EDMONTON	15	3	5	8	6
FLORIDA	21	3	10	13	22
LOS ANGELES	14	0	6	6	12
MINNESOTA	15	0	5	5	6
MONTREAL	21	1	8	9	16
NASHVILLE	14	1	4	5	2
NEW JERSEY	0	0	0	0	0
NY ISLANDERS	34	2	9	11	16
NY RANGERS	37	4	12	16	19
OTTAWA	22	4	7	11	12
PHILADELPHIA	38	7	10	17	33
PITTSBURGH	39	3	14	17	21
SAN JOSE	14	0	3	3	2
SEATTLE	4	3	0	3	2
ST. LOUIS	14	0	5	5	14
TAMPA BAY	22	4	7	11	15
TORONTO	19	1	2	3	8
VANCOUVER	15	1	5	6	19
VEGAS	10	0	5	5	8
WASHINGTON	36	6	11	17	20
WINNIPEG	16	1	5	6	6
<b>NHL TOTALS:</b>	<b>647</b>	<b>58</b>	<b>205</b>	<b>263</b>	<b>388</b>

## CAREER RECORD

## REGULAR SEASON

## PLAYOFFS

YEAR	TEAM	LEAGUE	GP	TOI	G	A	PTS	+/-	PIM	PP	SH	GW	S	S%	GP	G	A	PTS	PIM
2009-10	Kelowna	WHL	5	0	0	0	0	-4	0	0	0	0	n/a	n/a	...	...	...	...	...
2010-11	Kelowna	WHL	64	n/a	4	13	17	11	53	3	0	0	n/a	n/a	10	2	0	2	13
2011-12	Kelowna	WHL	56	n/a	7	30	37	5	80	1	0	0	n/a	n/a	4	2	0	2	2
2012-13	Kelowna	WHL	71	n/a	10	42	52	43	74	6	0	0	n/a	n/a	11	1	9	10	18
	Albany	AHL	2	n/a	0	2	2	2	0	0	0	0	3	0.0	...	...	...	...	...
2013-14	Kelowna	WHL	64	n/a	15	46	61	47	63	5	1	3	n/a	n/a	14	4	14	18	18
2014-15	New Jersey	NHL	51	21:58	5	12	17	-13	22	0	0	0	93	5.4	...	...	...	...	...
2015-16	New Jersey	NHL	72	18:10	1	20	21	-8	32	0	0	0	94	1.1	...	...	...	...	...
	Albany	AHL	3	n/a	0	1	1	3	9	0	0	0	10	0.0	11	0	8	8	14
2016-17	New Jersey	NHL	80	20:21	3	28	31	-31	58	0	0	1	125	2.4	...	...	...	...	...
2017-18	New Jersey	NHL	76	19:41	9	15	24	-8	42	0	0	2	121	7.4	4	0	0	0	12
2018-19	New Jersey	NHL	82	22:03	11	28	39	-27	58	3	0	0	146	7.5	...	...	...	...	...
2019-20	New Jersey	NHL	69	22:58	8	23	31	-20	52	3	0	2	114	7.0	...	...	...	...	...
2020-21	New Jersey	NHL	56	22:29	3	18	21	-8	29	0	0	0	91	3.3	...	...	...	...	...
2021-22	New Jersey	NHL	80	23:36	11	35	46	-14	57	5	0	0	158	7.0	...	...	...	...	...
2022-23	New Jersey	NHL	81	19:57	7	26	33	9	38	1	1	2	102	6.9	12	1	2	3	6
<b>NHL TOTALS</b>			<b>647</b>	<b>21:11</b>	<b>58</b>	<b>205</b>	<b>263</b>	<b>-120</b>	<b>388</b>	<b>12</b>	<b>1</b>	<b>7</b>	<b>1,044</b>	<b>5.6</b>	<b>16</b>	<b>1</b>	<b>2</b>	<b>3</b>	<b>18</b>
<b>AHL TOTALS</b>			<b>5</b>	<b>...</b>	<b>0</b>	<b>3</b>	<b>3</b>	<b>5</b>	<b>9</b>	<b>0</b>	<b>0</b>	<b>0</b>	<b>13</b>	<b>0.0</b>	<b>11</b>	<b>0</b>	<b>8</b>	<b>8</b>	<b>14</b>
<b>WHL TOTALS</b>			<b>260</b>	<b>...</b>	<b>36</b>	<b>131</b>	<b>167</b>	<b>102</b>	<b>270</b>	<b>15</b>	<b>1</b>	<b>3</b>	<b>...</b>	<b>...</b>	<b>39</b>	<b>9</b>	<b>23</b>	<b>32</b>	<b>51</b>



# 4 COLE SILLINGER

**POSITION:** Center  
**SHOT:** Left  
**HEIGHT:** 6'1"  
**WEIGHT:** 199

**BORN:** May 16, 2003  
**BIRTHPLACE:** Columbus, Ohio  
**RESIDES:** Regina, Saskatchewan  
 [ColeSillinger](#)

**NHL YEAR:** 3rd

**CBJ YEAR:** 3rd

**CONTRACT STATUS:** Signed Through 2023-24 (RFA)

## 2022-23 SEASON

- ★ Collected points in a career-high three-straight games from Nov. 12-17 (2-1-3) and picked up 2-3-5 over nine contests from Oct. 25-Nov. 17
- ★ Finished the campaign with Cleveland (AHL), recording 2-4-6 and 12 PIM in 11 appearances

## CAREER HIGHLIGHTS

- ★ Recorded the then third-most goals (tied; Boone Jenner, 2013-14) and seventh-most points by a rookie in Blue Jackets history with 16-15-31 in 79 games in 2021-22
- ★ Led all club first-year players in goals, assists, points and games played in 2021-22
- ★ Ranked fifth-T in the entire NHL in goals scored among players who didn't record a power play goal in 2021-22
- ★ At 18 years and 301 days, became the second-youngest Blue Jacket (Nikita Filatov, 18 years and 230 days on Jan. 10, 2009 vs. MIN) to record his first career hat trick on Mar. 13, 2022 vs. Vegas (Logan Thompson)
- ★ Became the fourth-youngest player to make his NHL debut with the Blue Jackets (18 years, 171 days) and picked up an assist on Oct. 14, 2021 vs. Arizona

## AMATEUR CAREER

- ★ Named the United States Hockey League's Rookie of the Year, to the All-Rookie Team and Second All-Star Team in 2020-21 after registering 24-22-46 in 31 games with the Sioux Falls Stampede
- ★ Led USHL rookies in goals and power play goals (5, tied), while ranking second in points and points-per-game (1.48) and fourth-T in assists in 2020-21
- ★ Posted 22-31-53 and eight power play goals in 48 outings in 2019-20 with the Medicine Hat Tigers in the Western Hockey League
- ★ Ranked third-T among WHL rookies in 2019-20 in power play goals, fourth in assists (tied) and points and fifth in goals

## INTERNATIONAL CAREER

- ★ Helped Canada claim silver at the 2022 IIHF World Championships with 3-0-3 in 10 games

## PERSONAL

- ★ Nickname is "Silly"
- ★ Started playing hockey at the age of five and idolized Taylor Hall growing up
- ★ His father, Mike, appeared in 1,049 NHL games between 1990-2009, including 155 with the Blue Jackets from 2001-03, while his brother, Owen, plays for the AHL's Cleveland Monsters and brother, Lukas, plays for Arizona State
- ★ His favorite road city is Calgary and his favorite arena is Madison Square Garden (New York)
- ★ His favorite sports teams are the Cincinnati Bengals, Cleveland Cavaliers and Phoenix Suns
- ★ His favorite movies are *Wall Street* and *The Equalizer*
- ★ His top three TV shows are *Suits*, *Entourage* and *Lucifer*

## CAREER TRANSACTIONS

- ★ Signed a three-year entry level contract on Aug. 18, 2021
- ★ Columbus' second first round pick, 12th overall, at the 2021 NHL Draft



PLAYERS





# 4 COLE SILLINGER

## SINGLE SEASON HIGHS

GP:	79, 2021-22
G:	16, 2021-22
A:	15, 2021-22
PTS:	31, 2021-22
+/-:	-22, 2021-22
PIM:	37, 2021-22
PPG:	2, 2022-23
SHG:	0
GWG:	3, 2021-22
S:	148, 2021-22
S%:	10.8, 2021-22
TOI:	13:42, 2021-22
Hits:	105, 2022-23
Bks:	43, 2021-22
Multi-G GP:	2, 2021-22
Multi-A GP:	0
Multi-Pt GP:	5, 2021-22

## GAME HIGHS

G:	3, Mar. 13, 2022 vs. VGK
A:	1 (22x), Mar. 21, 2023 at WSH
PTS:	3 (2x), Mar. 13, 2022 vs. VGK
PIM:	5, Nov. 18, 2021 at ARI
+/-:	3, Mar. 13, 2022 vs. VGK
S:	6 (2x), Mar. 13, 2022 vs. VGK
TOI:	18:15, Jan. 19, 2023 vs. ANA
Hits:	8, Apr. 19, 2022 at SJS
Bks:	3 (4x), Jan. 31, 2023 vs. WSH
G Streak:	2 (2x), Apr 9-13, 2022 (2-1-3)
A Streak:	2 (2x), Apr. 22-24, 2022 (1-2-3)
Pt Streak:	3, Nov. 12-17, 2023 (2-1-3)
GP Streak:	74, Jan. 23-Dec. 17, 2022

## PENALTY SHOTS - 0

Date	Opp.	Goalie (Result)
------	------	-----------------

## CAREER HIGHLIGHTS

Multi-G GP:	2x, Mar. 13, 2022 vs. VGK (3-0-3)
Multi-A GP:	0
Multi-Pt GP:	5x, Apr. 24, 2022 vs. EDM (1-1-2)
3-Pt GP:	2x, Mar. 13, 2022 vs. VGK (3-0-3)
4+ Pt GP:	0
OTG:	0

## MILESTONES

1st GP:	Oct. 14, 2021 vs. ARI
1st G:	Oct. 21, 2021 vs. NYI
1st A:	Oct. 14, 2021 vs. ARI
100th GP:	Nov. 28, 2022 vs. VGK

## HAT TRICKS - 1

Date	Opp.	Goalie
Mar. 13, 2022	vs. VGK	Thompson (3)

## SHOOTOUTS

	G	S	S%	GDG
2022-23	0	1	0.0	0
CAREER	0	1	0.0	0

## VS. THE NHL

TEAM	GP	G	A	PTS	PIM
ANAHEIM	4	2	0	2	0
ARIZONA	4	0	2	2	7
BOSTON	5	0	1	1	0
BUFFALO	5	0	0	0	0
CALGARY	4	0	0	0	2
CAROLINA	7	1	1	2	2
CHICAGO	3	0	1	1	4
COLORADO	4	3	1	4	0
COLUMBUS	0	0	0	0	0
DALLAS	3	0	0	0	4
DETROIT	5	1	1	2	4
EDMONTON	4	1	2	3	0
FLORIDA	4	1	0	1	0
LOS ANGELES	4	0	0	0	6
MINNESOTA	3	0	0	0	2
MONTREAL	5	3	2	5	4
NASHVILLE	4	0	0	0	2
NEW JERSEY	6	0	3	3	0
NY ISLANDERS	7	2	0	2	2
NY RANGERS	4	0	1	1	0
OTTAWA	5	0	1	1	2
PHILADELPHIA	4	0	2	2	0
PITTSBURGH	6	0	1	1	2
SAN JOSE	4	1	0	1	2
SEATTLE	4	0	0	0	2
ST. LOUIS	4	0	0	0	2
TAMPA BAY	6	1	1	2	6
TORONTO	5	0	1	1	4
VANCOUVER	4	0	1	1	0
VEGAS	4	3	0	3	0
WASHINGTON	8	0	1	1	0
WINNIPEG	4	0	0	0	0
NHL TOTALS:	143	19	23	42	59

## CAREER RECORD

## REGULAR SEASON

## PLAYOFFS

YEAR	TEAM	LEAGUE	GP	TOI	G	A	PTS	+/-	PIM	PP	SH	GW	S	S%	GP	G	A	PTS	PIM
2018-19	Medicine Hat	WHL	4	n/a	0	2	2	1	0	0	0	0	5	0.0	6	1	0	1	0
	Regina U18 AAA	SMAAAHL	39	n/a	31	45	76	n/a	44	n/a	n/a	n/a	n/a	n/a	8	4	7	11	24
2019-20	Medicine Hat	WHL	48	n/a	22	31	53	19	22	8	0	1	181	12.2	...	...	...	...	...
2020-21	Sioux Falls	USHL	31	n/a	24	22	46	5	39	5	1	2	113	21.2	...	...	...	...	...
2021-22	Columbus	NHL	79	13:42	16	15	31	-22	37	0	0	3	148	10.8	...	...	...	...	...
2022-23	Columbus	NHL	64	13:19	3	8	11	-23	22	2	0	0	93	3.2	...	...	...	...	...
	Cleveland	AHL	11	n/a	2	4	6	-1	12	0	0	1	35	5.7	...	...	...	...	...
<b>CBJ/NHL TOTALS</b>			<b>143</b>	<b>13:32</b>	<b>19</b>	<b>23</b>	<b>42</b>	<b>-45</b>	<b>59</b>	<b>2</b>	<b>0</b>	<b>3</b>	<b>241</b>	<b>7.9</b>	...	...	...	...	...
<b>AHL TOTALS</b>			<b>11</b>	...	<b>2</b>	<b>4</b>	<b>6</b>	<b>-1</b>	<b>12</b>	<b>0</b>	<b>0</b>	<b>1</b>	<b>35</b>	<b>5.7</b>	...	...	...	...	...
<b>USHL TOTALS</b>			<b>31</b>	...	<b>24</b>	<b>22</b>	<b>46</b>	<b>5</b>	<b>39</b>	<b>5</b>	<b>1</b>	<b>2</b>	<b>113</b>	<b>21.2</b>	...	...	...	...	...
<b>WHL TOTALS</b>			<b>52</b>	...	<b>22</b>	<b>33</b>	<b>55</b>	<b>20</b>	<b>22</b>	<b>8</b>	<b>0</b>	<b>1</b>	<b>186</b>	<b>11.8</b>	<b>6</b>	<b>1</b>	<b>0</b>	<b>1</b>	<b>0</b>

PLAYERS



# 40 DANIL TARASOV

**POSITION:** Goaltender  
**CATCHES:** Left  
**HEIGHT:** 6'5"  
**WEIGHT:** 201

**BORN:** March 27, 1999  
**BIRTHPLACE:** Novokuznetsk, Russia  
**RESIDES:** Yekaterinburg, Russia  
X @DaniilTarasov4

**NHL YEAR:** 3rd

**CBJ YEAR:** 3rd

**CONTRACT STATUS:** Signed Through 2024-25 (RFA)

## 2022-23 SEASON

- ★ Went 4-11-1 with a 3.91 GAA and .892 SV% in 17 games with the Blue Jackets, setting career highs in games-played and wins
- ★ Appeared in 11 AHL games with Cleveland, posting a 5-5-0 record with a 3.85 GAA and .882 SV%

## CAREER HIGHLIGHTS

- ★ Split the 2021-22 season between Columbus and Cleveland (AHL), going 0-2-0 with a 2.40 GAA and .937 SV% in four games with the Blue Jackets
- ★ Missed the final 52 games of the 2021-22 campaign with a hip injury suffered on Jan. 1 vs. Carolina
- ★ Stopped 34-of-37 shots in a 3-2 loss on Dec. 2, 2021 at Dallas, setting a then-club record for the most saves in an NHL debut
- ★ Went 5-3-3 with a 3.06 GAA and .893 SV% in 11 contests with the Monsters in 2021-22 and won five-straight starts from Nov. 12-26 (2.18 GAA and .920 SV%)
- ★ Played for three teams during the campaign in 2020-21, including finishing 10th-T in the Kontinental Hockey League in SV% and 11th in GAA with a 11-3-2 record, 2.07 GAA and .925 SV% in 16 games with Salavat Yulayev
- ★ Made his North American pro debut at the end of the 2020-21 campaign, posting a 4-2-0 record with a 3.16 GAA and .896 SV% in six AHL outings with Cleveland
- ★ Stopped 27-of-29 shots in a 4-2 victory in his AHL debut on Apr. 3, 2021 vs. Grand Rapids
- ★ Spent the 2019-20 season with Assat in Finland's top professional league (Liiga), finishing with a 11-17-9 record, 2.72 GAA and .910 SV% in 41 appearances
- ★ Made his professional debut in 2018-19, finishing 0-1-1 in two KHL games with Salavat Yulayev
- ★ Spent the majority of the 2018-19 season with Toros Neftekamsk in Russia's second pro league (VHL) where he was named the league's Best Rookie after finishing with a 17-6-2 record with a 1.71 GAA and .928 SV%

## AMATEUR CAREER

- ★ Went 24-10 with a 1.85 GAA, .928 SV% and six shutouts in 40 outings with Tolpar Ufa in Russia's junior league (MHL) in 2017-18
- ★ Missed the entire 2016-17 season due to a knee injury

## INTERNATIONAL CAREER

- ★ Helped Russia win a bronze medal at the 2019 IIHF World Junior Championships with a 2-0-0 record, 2.80 GAA and .893 SV% in three outings
- ★ Named a Top Three Player for Russia at the IIHF U18 World Championships after going 2-10 with a 2.11 GAA and .921 SV%

## PERSONAL

- ★ Nicknames are "Tarry" or "Taras"
- ★ Started playing hockey at the age of three and grew up idolizing his father, Vadim, who played professionally
- ★ The person he would most like to meet is Robert Downey Jr.
- ★ His favorite movies are *Sherlock Holmes* and *Iron Man*
- ★ His top three musical artists are AC/DC, Metallica and Depeche Mode
- ★ Would attend the US Open if he could attend any sporting event in the world

## CAREER TRANSACTIONS

- ★ Signed a three-year contract extension with Columbus on June 15, 2022
- ★ Signed a three-year entry level contract with the Blue Jackets on May 4, 2019
- ★ Columbus' third-round pick, 86th overall, at the 2017 NHL Draft



PLAYERS





# 40 DANIL TARASOV

## SINGLE SEASON HIGHS

GP:	17, 2022-23
W:	4, 2022-23
MIN:	874, 2022-23
SV:	471, 2022-23
SV%:	.937, 2021-22
GAA:	2.40, 2021-22
SO:	0
A:	1, 2022-23
PIM:	0

## GAME HIGHS

SV:	47, Nov. 20, 2022 vs. FLA
S:	50, Nov. 20, 2022 vs. FLA
EV SV:	42, Nov. 22, 2022 vs. FLA
PP SV:	7, Oct. 23, 2022 at NYR
A:	1, Mar. 14, 2023 at SJS
PIM:	0
W Streak:	
Pt Streak:	
GP Streak:	
GS Streak:	

## PENALTY SHOTS - 0

Date	Opp.	Shooter (Result)
------	------	------------------

## MILESTONES

1st GP:	Dec. 2, 2021 at DAL
1st W:	Oct. 23, 2022 at NYR

## SHOOTOUTS

	SV	S	S%	REC
2022-23	5	7	.714	1-0
CAREER	5	7	.714	1-0

## VS. THE NHL

TEAM	GP	W-L-OT	SO	GA	GAA	SV%
ANAHEIM	0	0-0-0	0	0	0.00	.000
ARIZONA	1	0-1-0	0	4	6.86	.667
BOSTON	2	0-1-0	0	4	3.12	.911
BUFFALO	0	0-0-0	0	0	0.00	.000
CALGARY	0	0-0-0	0	0	0.00	.000
CAROLINA	2	0-1-0	0	6	3.60	.921
CHICAGO	1	0-1-0	0	4	10.43	.800
COLORADO	0	0-0-0	0	0	0.00	.000
COLUMBUS	0	0-0-0	0	0	0.00	.000
DALLAS	2	0-2-0	0	4	2.07	.943
DETROIT	0	0-0-0	0	0	0.00	.000
EDMONTON	0	0-0-0	0	0	0.00	.000
FLORIDA	1	1-0-0	0	3	3.00	.940
LOS ANGELES	1	0-1-0	0	4	7.06	.852
MINNESOTA	0	0-0-0	0	0	0.00	.000
MONTREAL	0	0-0-0	0	0	0.00	.000
NASHVILLE	1	0-1-0	0	2	2.03	.929
NEW JERSEY	0	0-0-0	0	0	0.00	.000
NY ISLANDERS	0	0-0-0	0	0	0.00	.000
NY RANGERS	1	1-0-0	0	1	1.00	.968
OTTAWA	0	0-0-0	0	0	0.00	.000
PHILADELPHIA	1	0-1-0	0	4	4.07	.895
PITTSBURGH	0	0-0-0	0	0	0.00	.000
SAN JOSE	1	1-0-0	0	5	4.69	.844
SEATTLE	0	0-0-0	0	0	0.00	.000
ST LOUIS	0	0-0-0	0	0	0.00	.000
TAMPA BAY	2	0-2-0	0	8	4.00	.881
TORONTO	1	0-0-0	0	0	0.00	1.000
VANCOUVER	0	0-0-0	0	0	0.00	.000
VEGAS	2	0-1-1	0	7	4.12	.892
WASHINGTON	2	1-1-0	0	8	3.93	.882
WINNIPEG	0	0-0-0	0	0	0.00	.000
TOTALS	21	4-13-1	0	64	3.66	.900

## CAREER RECORD

## REGULAR SEASON

## PLAYOFFS

YEAR	TEAM	LEAGUE	GP	W	L	OT	SO	GA	SA	SV%	GAA	MIN	GP	W-L	SO	GA	SV%	GAA	MIN
2015-16	Tolpar Ufa	MHL	9	3	0	n/a	0	12	147	.918	2.55	282	2	0-2	0	2	.933	1.52	79
2016-17	Tolpar Ufa	MHL	DNP - Injured																
2017-18	Tolpar Ufa	MHL	40	24	10	n/a	6	67	937	.928	1.85	2,171	3	0-3	0	7	.901	2.36	178
2018-19	Salavat Yulaev Ufa	KHL	2	0	1	1	0	4	48	.917	2.86	84	...	...	...	...	...	...	...
	Toros Neftekamsk	VHL	25	17	6	2	2	40	558	.928	1.71	1,404	17	9-8	1	34	.930	1.87	1,089
2019-20	Assat	Liiga	41	11	17	9	1	102	1,012	.910	2.72	2,251	...	...	...	...	...	...	...
2020-21	Salavat Yulaev	KHL	16	11	3	2	2	31	412	.925	2.07	900	2	0-0	0	0	1.00	0	44
	Toros Neftekamsk	VHL	5	3	1	1	0	11	110	.909	2.16	305	...	...	...	...	...	...	...
	Cleveland	AHL	6	4	2	0	0	19	183	.896	3.16	361	...	...	...	...	...	...	...
2021-22	Columbus	NHL	4	0	2	0	0	7	111	.937	2.40	175	...	...	...	...	...	...	...
	Cleveland	AHL	11	5	3	3	0	34	284	.893	3.06	668	...	...	...	...	...	...	...
2022-23	Columbus	NHL	17	4	11	1	0	57	528	.892	3.91	875	...	...	...	...	...	...	...
	Cleveland	AHL	11	5	5	0	0	36	270	.882	3.85	561	...	...	...	...	...	...	...
<b>CBJ/NHL TOTALS</b>			<b>21</b>	<b>4</b>	<b>13</b>	<b>1</b>	<b>0</b>	<b>64</b>	<b>639</b>	<b>.900</b>	<b>3.66</b>	<b>1,049</b>	...	...	...	...	...	...	...
<b>KHL TOTALS</b>			<b>18</b>	<b>11</b>	<b>4</b>	<b>3</b>	<b>2</b>	<b>35</b>	<b>460</b>	<b>.924</b>	<b>2.13</b>	<b>984</b>	<b>2</b>	<b>0-0</b>	<b>0</b>	<b>0</b>	<b>1.00</b>	<b>0.00</b>	<b>44</b>
<b>VHL TOTALS</b>			<b>30</b>	<b>20</b>	<b>7</b>	<b>3</b>	<b>2</b>	<b>51</b>	<b>628</b>	<b>.925</b>	<b>1.79</b>	<b>1,710</b>	<b>17</b>	<b>9-8</b>	<b>1</b>	<b>34</b>	<b>.930</b>	<b>1.87</b>	<b>1,089</b>
<b>AHL TOTALS</b>			<b>28</b>	<b>14</b>	<b>10</b>	<b>3</b>	<b>0</b>	<b>89</b>	<b>718</b>	<b>.890</b>	<b>3.36</b>	<b>1,590</b>	...	...	...	...	...	...	...
<b>MHL TOTALS</b>			<b>49</b>	<b>27</b>	<b>10</b>	<b>5</b>	<b>6</b>	<b>79</b>	<b>1,005</b>	<b>.927</b>	<b>1.93</b>	<b>2,454</b>	<b>5</b>	<b>0-5</b>	<b>0</b>	...	<b>.911</b>	<b>2.10</b>	...
<b>LIIGA TOTALS</b>			<b>41</b>	<b>11</b>	<b>17</b>	<b>9</b>	<b>1</b>	<b>102</b>	<b>1,012</b>	<b>.910</b>	<b>2.72</b>	<b>2,251</b>	...	...	...	...	...	...	...

PLAYERS



# 42 ALEXANDRE TEXIER

**POSITION:** Forward

**SHOT:** Left

**HEIGHT:** 6'1"

**WEIGHT:** 201

**BORN:** September 13, 1999

**BIRTHPLACE:** St-Martin-d'Herès, France

**RESIDES:** Grenoble, France

@ATexier99

AlexandreTexier

**NHL YEAR:** 5th

**CBJ YEAR:** 5th

**CONTRACT STATUS:** Signed Through 2023-24 (RFA)

## 2022-23 SEASON

- ★ Spent the campaign on loan with the ZSC Lions in Switzerland's National League, recording 13-22-35 in 46 games
- ★ Ranked third on the Lions in goals and points and fourth in assists
- ★ Collected 0-1-1 in six games for France at the 2023 IIHF World Championships

## CAREER HIGHLIGHTS

- ★ Set career highs in goals and points with 11-9-20 in 36 outings with the Blue Jackets in 2021-22 despite missing the final 42 games of the season due a fractured finger and personal leave of absence
- ★ Set career highs in assists, shots and games played in 2020-21 with 4-11-15 and 75 shots in 49 appearances with Columbus
- ★ Led Blue Jackets rookies in shooting percentage (12.2), ranked second in plus-minus rating and third in goals (tied), assists and points with 6-7-13 and was +3 in 36 games in 2019-20
- ★ Made his North American pro debut at the end of the 2018-19 campaign, skating in his NHL debut on Apr. 5, 2019 at the NY Rangers and scoring his first goal a day later at Ottawa (Anders Nilsson)
- ★ Added 2-1-3 while skating in eight of the club's 10 Stanley Cup Playoff games during the 2019 postseason
- ★ Also made his AHL debut in 2018-19, collecting 5-2-7 in seven regular season outings with Cleveland
- ★ Started the 2018-19 season with KalPa in Finland's top professional league (Liiga), leading the club in assists and points and ranking third in goals and PPG with 14-27-41 and five PPG in 55 outings
- ★ Finished second among the Liiga's teenagers in assists and points in 2018-19
- ★ Ranked third on KalPa in goals with 13-9-22 in 53 outings, while skating as the club's youngest player at the age of 18 in 2017-18
- ★ Registered 10-9-19 and 69 penalty minutes in 40 games with Grenoble in France's top professional league in 2016-17
- ★ Captured the Jean-Pierre Graff Trophy as French League's Best Young Player for the 2016-17 campaign
- ★ Posted 9-8-17 in 11 games with Grenoble's U22 team (France U22) in 2015-16

## AMATEUR CAREER

- ★ Averaged over four points per game with 40-30-70 in 17 games with Grenoble's U18 team (France U18) in 2015-16

## INTERNATIONAL CAREER

- ★ Collected 3-2-5 in seven games for France at the 2022 IIHF World Championships and was named a Top Three Player for his country
- ★ Skated for France at the 2019 IIHF World Championships
- ★ Suited up for France at the 2018 IIHF World Championships and 2018 IIHF D1A World Junior Championships (bronze medal)
- ★ Helped France win a bronze medal at the 2017 D1A IIHF World Junior Championships

## PERSONAL

- ★ Nickname is "Tex"
- ★ Started playing hockey at the age of three and grew up idolizing Sidney Crosby
- ★ Has a dog named Jola
- ★ Can speak French and English

- ★ Would have been a professional tennis player if he wasn't playing hockey
- ★ His most memorable moment in hockey was winning a gold medal with France at the 2017 IIHF U18 (D1A) World Championships
- ★ One thing that most people might not know about him is that he's a really good tennis player

## CAREER TRANSACTIONS

- ★ Signed a two-year contract with the Blue Jackets on July 28, 2021
- ★ Signed a three-year entry level contract with Columbus on May 22, 2018
- ★ Columbus' second round pick, 45th overall, at the 2017 NHL Draft







# 42 ALEXANDRE TEXIER

## SINGLE SEASON HIGHS

GP:	49, 2020-21
G:	11, 2021-22
A:	11, 2020-21
PTS:	20, 2021-22
+/-:	3, 2019-20
PIM:	22, 2020-21
PPG:	0
SHG:	1, 2021-22
GWG:	1, 2019-20
S:	75, 2020-21
S%:	18.6, 2021-22
TOI:	15:50, 2020-21
Hits:	49, 2020-21
Bks:	19, 2020-21
Multi-G GP:	1, 2019-20
Multi-A GP:	1, 2021-22
Multi-Pt GP:	3, 2021-22

## GAME HIGHS

G:	2, Dec. 14, 2019 at OTT
A:	2, Dec. 14, 2021 at VAN
PTS:	2 (6x), Jan. 1, 2022 vs CAR
PIM:	2 (16x), Jan. 21, 2022 vs PIT
+/-:	3 (2x), Dec. 14, 2019 at OTT
S:	6, Jan. 31, 2021 at CHI
TOI:	23:15, Apr. 12, 2021 vs. CHI
Hits:	4 (4x), Apr. 22, 2021 at TBL
Bks:	2 (5x), Nov. 20, 2021 at VGK
G Streak:	3, Jan. 16-19, 2021 (3-1-4)
A Streak:	3, Apr. 6-10, 2021 (0-3-3)
Pt Streak:	4, Nov. 6-15, 2021 (3-1-4)
GP Streak:	30 (2x), Oct. 14, 2021-Jan. 1, 2022

## PENALTY SHOTS - 0

Date	Opp.	Goalie (Result)
------	------	-----------------

## CAREER HIGHLIGHTS

Multi-G GP:	1x, Dec. 14, 2019 at OTT (2-0-2)
Multi-A GP:	1x, Dec. 14, 2021 at VAN (0-2-2)
Multi-Pt GP:	6x, Jan. 1, 2022 vs. CAR (1-1-2)
3-Pt GP:	0
4+ Pt GP:	0
OTG:	1x, Oct. 7, 2019 vs. BUF (2:08)

## MILESTONES

1st GP:	Apr. 5, 2019 at NYR
1st G:	Apr. 6, 2019 at OTT
1st A:	Oct. 7, 2019 vs. BUF

## HAT TRICKS - 0

Date	Opp.	Goalie
------	------	--------

## SHOOTOUTS

	G	S	S%	GDG
2021-22	1	2	50.0	0
CAREER	2	3	66.7	1

## VS. THE NHL

TEAM	GP	G	A	PTS	PIM
ANAHEIM	2	1	0	1	0
ARIZONA	4	2	0	2	2
BOSTON	0	0	0	0	0
BUFFALO	2	1	1	2	2
CALGARY	1	0	0	0	0
CAROLINA	9	2	3	5	2
CHICAGO	10	0	1	1	4
COLORADO	3	1	0	1	0
COLUMBUS	0	0	0	0	0
DALLAS	11	2	1	3	0
DETROIT	10	4	2	6	0
EDMONTON	1	0	0	0	0
FLORIDA	11	1	3	4	10
LOS ANGELES	1	0	0	0	0
MINNESOTA	0	0	0	0	0
MONTREAL	2	0	0	0	0
NASHVILLE	9	2	1	3	6
NEW JERSEY	2	0	1	1	0
NY ISLANDERS	4	0	1	1	0
NY RANGERS	4	1	0	1	0
OTTAWA	4	3	0	3	0
PHILADELPHIA	3	0	0	0	2
PITTSBURGH	4	0	0	0	2
SAN JOSE	1	1	1	2	0
SEATTLE	2	0	0	0	0
ST. LOUIS	2	0	1	1	2
TAMPA BAY	8	0	4	4	6
TORONTO	3	0	1	1	2
VANCOUVER	2	0	2	2	0
VEGAS	1	1	0	1	2
WASHINGTON	5	0	3	3	2
WINNIPEG	2	0	1	1	0
NHL TOTALS:	123	22	27	49	44

## CAREER RECORD

## REGULAR SEASON

## PLAYOFFS

YEAR	TEAM	LEAGUE	GP	TOI	G	A	PTS	+/-	PIM	PP	SH	GW	S	S%	GP	G	A	PTS	PIM
2013-14	Grenoble U18	France U18	8	n/a	7	4	11	n/a	4	n/a	n/a	n/a	n/a	n/a	...	...	...	...	...
2014-15	Grenoble U18	France U18	17	n/a	16	18	34	n/a	32	n/a	n/a	n/a	n/a	n/a	6	6	6	12	6
2015-16	Grenoble U22	France U22	11	n/a	9	8	17	n/a	14	n/a	n/a	n/a	n/a	n/a	...	...	...	...	...
	Grenoble U18	France U18	17	n/a	40	30	70	n/a	26	n/a	n/a	n/a	n/a	n/a	6	9	12	21	10
2016-17	Grenoble	France	40	n/a	10	9	19	-1	69	4	0	2	73	13.7	12	5	5	10	12
2017-18	KalPa	Liiga	53	n/a	13	9	22	5	38	2	0	2	119	10.9	6	1	1	2	25
2018-19	KalPa	Liiga	55	16:59	14	27	41	-11	36	5	0	1	265	5.3	...	...	...	...	...
	Columbus	NHL	2	12:46	1	0	1	3	0	0	0	0	6	16.7	8	2	1	3	2
	Cleveland	AHL	7	n/a	5	2	7	6	4	1	0	2	20	25.0	1	0	0	0	2
2019-20	Columbus	NHL	36	12:45	6	7	13	3	10	0	0	1	49	12.2	10	0	4	4	2
2020-21	Columbus	NHL	49	15:50	4	11	15	-13	22	0	0	0	75	5.3	...	...	...	...	...
2021-22	Columbus	NHL	36	14:36	11	9	20	0	12	0	1	0	59	18.6	...	...	...	...	...
2022-23	ZSC	NL	46	n/a	13	22	35	16	30	...	...	...	...	...	9	2	3	5	2
<b>CBJ/NHL TOTALS</b>			<b>123</b>	<b>14:31</b>	<b>22</b>	<b>27</b>	<b>49</b>	<b>-7</b>	<b>44</b>	<b>0</b>	<b>1</b>	<b>1</b>	<b>189</b>	<b>11.6</b>	<b>18</b>	<b>2</b>	<b>5</b>	<b>7</b>	<b>4</b>
<b>AHL TOTALS</b>			<b>7</b>	<b>...</b>	<b>5</b>	<b>2</b>	<b>7</b>	<b>6</b>	<b>4</b>	<b>1</b>	<b>0</b>	<b>2</b>	<b>6</b>	<b>25.0</b>	<b>1</b>	<b>0</b>	<b>0</b>	<b>0</b>	<b>2</b>
<b>LIIGA TOTALS</b>			<b>108</b>	<b>...</b>	<b>27</b>	<b>36</b>	<b>63</b>	<b>-6</b>	<b>74</b>	<b>7</b>	<b>0</b>	<b>3</b>	<b>384</b>	<b>7.0</b>	<b>6</b>	<b>1</b>	<b>1</b>	<b>2</b>	<b>25</b>
<b>NL TOTALS</b>			<b>46</b>	<b>...</b>	<b>13</b>	<b>22</b>	<b>35</b>	<b>16</b>	<b>30</b>	<b>...</b>	<b>...</b>	<b>...</b>	<b>...</b>	<b>...</b>	<b>9</b>	<b>2</b>	<b>3</b>	<b>5</b>	<b>2</b>
<b>FRANCE TOTALS</b>			<b>40</b>	<b>...</b>	<b>10</b>	<b>9</b>	<b>19</b>	<b>-1</b>	<b>69</b>	<b>4</b>	<b>0</b>	<b>2</b>	<b>73</b>	<b>13.7</b>	<b>12</b>	<b>5</b>	<b>5</b>	<b>10</b>	<b>12</b>
<b>FRANCE U22 TOTALS</b>			<b>11</b>	<b>...</b>	<b>9</b>	<b>8</b>	<b>17</b>	<b>...</b>	<b>14</b>	<b>...</b>	<b>...</b>	<b>...</b>	<b>...</b>	<b>...</b>	<b>...</b>	<b>...</b>	<b>...</b>	<b>...</b>	<b>...</b>
<b>FRANCE U18 TOTALS</b>			<b>42</b>	<b>...</b>	<b>63</b>	<b>52</b>	<b>115</b>	<b>...</b>	<b>62</b>	<b>...</b>	<b>...</b>	<b>...</b>	<b>...</b>	<b>...</b>	<b>12</b>	<b>15</b>	<b>18</b>	<b>33</b>	<b>16</b>

PLAYERS



# 8 ZACH WERENSKI

**POSITION:** Defense  
**SHOT:** Left  
**HEIGHT:** 6'2"  
**WEIGHT:** 219

**BORN:** July 19, 1997  
**BIRTHPLACE:** Grosse Pointe, Michigan  
**RESIDES:** Grosse Pointe Shores, Michigan  
X @ZachWerenski Instagram ZachWerenski

**NHL YEAR:** 8th **CBJ YEAR:** 8th **CONTRACT STATUS:** Signed Through 2027-28 (UFA)

## 2022-23 SEASON

- ★ Missed the final 69 games of the season due to a shoulder injury suffered on Nov. 10 vs. Philadelphia
- ★ Was leading CBJ blueliners in goals (tied), assists and points at time of the injury

## CAREER HIGHLIGHTS

- ★ Is the franchise's all-time leader among defensemen in goals and points and ranks second in assists and fifth in games played entering the 2023-24 season
- ★ Has skated in two NHL All-Star Games (2018 at Amalie Arena, 2022 at T-Mobile Arena)
- ★ Set single-season career highs in assists, points and time on ice with 11-37-48 and 25:40 TOI in 68 games with Columbus in 2021-22, posting the third-most assists (tied) and points by a CBJ defenseman in a single season in franchise history
- ★ Ranked sixth in the NHL in TOI/GP and led Blue Jackets blueliners in goals (tied), assists and points in 2021-22
- ★ Became the franchise's all-time leader in points by a defenseman (224) with an assist on Mar. 7, 2022 vs. Toronto, surpassing Seth Jones (223)
- ★ Led CBJ blueliners in goals and finished second in assists, points and time on ice in 2020-21 with 7-13-20 in 35 outings
- ★ Led NHL blueliners while setting a single-season franchise record for goals by a defenseman (20) in 2019-20
- ★ Ranked second on CBJ in goals and time on ice (23:59) and third in points (41) in 2019-20
- ★ Set the CBJ single-season record for defensemen with his 17th goal on Feb. 7, 2020 vs. Detroit and tallied his 20th goal on Mar. 1 vs. Vancouver
- ★ Became the franchise's career leader in goals by a defenseman with his 42nd tally on Nov. 9, 2019 at Colorado
- ★ Led Blue Jackets defensemen in goals and ranked second in assists, points and TOI/game (22:54) with 11-33-44 in 82 games in 2018-19
- ★ Posted 16-21-37 in 77 games in 2017-18, finishing fourth-T among NHL defensemen in goals, which was tied with Seth Jones and set then-club record for goals by a blueliner
- ★ Led CBJ defensemen in assists (36) and points (47), which ranked seventh among NHL rookies and 13th among defensemen in scoring in 2016-17
- ★ Finished third in Calder Trophy voting in 2016-17 and earned All-Rookie Team honors after leading league first-year players in plus/minus and power play assists (17), finishing second-T in power play points (21) and third in assists
- ★ Tallied the sixth-most points (47) by a teenage defenseman in his rookie season in NHL history in 2016-17
- ★ Set the CBJ rookie record with his 40th point of the season on Mar. 10, 2017 vs. Buffalo (Rick Nash-39, 2002-03)
- ★ Collected an assist in his NHL debut on Oct. 13, 2016 vs. Boston, becoming the then 12th-youngest player to make NHL debut in a Jackets uniform
- ★ Made his pro debut with Lake Erie (AHL) and had 5-9-14 in 17 postseason contests to help the Monsters capture the 2016 Calder Cup
- ★ Finished second among AHL defensemen in goals (tied) and points and recorded the most assists and points by an 18-year old in a single playoff in AHL history

## AMATEUR CAREER

- ★ Registered 11-24-35 in 36 games during his sophomore campaign at Michigan (Big Ten) in 2015-16
- ★ Named AHCA First Team All-American, Big Ten Defensive Player of the Year and a First Team All-Big Ten selection after finishing second in the NCAA in scoring by a defenseman

- ★ Notched 9-16-25 in 35 games as a freshman at Michigan in 2014-15, leading all Big Ten defensemen with nine goals and finished first among U-M blueliners and second among Big Ten defensemen in points
- ★ Skating as the youngest player in NCAA hockey, finished second among freshmen Division I defensemen in scoring in 2014-15

## INTERNATIONAL CAREER

- ★ Skated in two games for Team USA at the 2019 IIHF World Championships
- ★ Captained the USA to a bronze medal at the 2016 IIHF World Junior Championships and was named the tournament's Best Defenseman and selected to the All-Star Team after leading blueliners in goals and points (tied) with 2-7-9 in seven games
- ★ Collected 1-1-2 in five games for the United States at the 2015 IIHF World Junior Championships

## PERSONAL

- ★ Nickname is "Z"
- ★ Started playing hockey at the age of three and his favorite player was Pavel Datsyuk growing up
- ★ He and his girlfriend, Odette, have a Goldendoodle named Beau
- ★ Would be in business if he wasn't playing hockey
- ★ His favorite sports teams are Manchester City, the Detroit Lions and the University of Michigan
- ★ One thing most people might not know about him is that he likes to play Sudoku
- ★ Favorite road city in the NHL in Vegas and favorite arena is the Bell Centre (Montreal)

## CAREER TRANSACTIONS

- ★ Signed a six-year contract extension with the Blue Jackets through the 2027-28 season on July 29, 2021
- ★ Signed a three-year contract extension with Columbus on Sept. 9, 2019
- ★ Signed a three-year, entry level contract with Columbus on Mar. 29, 2016
- ★ Columbus' first round pick, eighth overall, at the 2015 NHL Draft



PLAYERS





# 8 ZACH WERENSKI

## SINGLE SEASON HIGHS

<b>GP:</b>	82, 2018-19
<b>G:</b>	20, 2019-20
<b>A:</b>	37, 2021-22
<b>PTS:</b>	48, 2021-22
<b>+/-:</b>	17, 2016-17
<b>PIM:</b>	22, 2021-22
<b>PPG:</b>	5, 2019-20
<b>SHG:</b>	1, 2019-20
<b>GWG:</b>	4, 2019-20
<b>S:</b>	216, 2021-22
<b>S%:</b>	10.7, 2019-20
<b>TOI:</b>	25:40, 2021-22
<b>Hits:</b>	67, 2018-19
<b>BkS:</b>	95, 2021-22
<b>Multi-G GP:</b>	3, 2019-20
<b>Multi-A GP:</b>	9, 2016-17
<b>Multi-Pt GP:</b>	12, 2016-17

## GAME HIGHS

<b>G:</b>	3, Dec. 31, 2019 vs. FLA
<b>A:</b>	3 (4x), Apr. 9, 2022 at DET
<b>PTS:</b>	4, Mar. 12, 2019 vs. BOS
<b>PIM:</b>	5, Jan. 18, 2021 at DET
<b>+/-:</b>	4 (3x), Nov. 22, 2021 at BUF
<b>S:</b>	10 (2x), Nov. 6, 2021 vs. COL
<b>TOI:</b>	33:03, Oct. 31, 2021 at NJD
<b>Hits:</b>	4 (4x), Mar. 16, 2019 at BOS
<b>BkS:</b>	6, Dec. 2, 2017 at WSH
<b>G Streak:</b>	3, Nov. 9-15, 2019 (3-1-4)
<b>A Streak:</b>	4 (2x), Nov. 19-25, 2019 (0-5-5)
<b>Pt Streak:</b>	7, Nov. 9-25, 2019 (3-6-9)
<b>GP Streak:</b>	108, Oct. 4, 2018-Nov. 30, 2019

## PENALTY SHOTS - 0

Date	Opp.	Goalie (Result)
------	------	-----------------

## CAREER HIGHLIGHTS

<b>Multi-G GP:</b>	4x, Jan. 7, 2020 at ANA (2-0-2)
<b>Multi-A GP:</b>	23x, Apr. 9, 2022 at DET (0-3-3)
<b>Multi-Pt GP:</b>	45x, Nov. 10, 2022 vs. PHI (1-1-2)
<b>3-Pt GP:</b>	5x, Apr. 9, 2022 at DET (0-3-3)
<b>4+ Pt GP:</b>	1x, Mar. 12, 2019 at BOS (1-3-4)
<b>OTG:</b>	5x, Mar. 13, 201 vs. DAL (4:55)

## MILESTONES

<b>1st GP:</b>	Oct. 13, 2016 vs. BOS
<b>1st G:</b>	Oct. 15, 2016 vs. SJS
<b>1st A:</b>	Oct. 13, 2016 vs. BOS
<b>100th GP:</b>	Nov. 22, 2017 vs. CGY
<b>200th GP:</b>	Jan. 13, 2019 vs. NYR
<b>300th GP:</b>	Mar. 8, 2020 at VAN
<b>400th GP:</b>	Apr. 13, 2022 vs. MTL
<b>100th A:</b>	Nov. 29, 2019 vs. PIT
<b>100th Pt:</b>	Dec. 4, 2018 vs. CGY (goal)
<b>200th Pt:</b>	Nov. 20, 2021 at VGK (assist)

## HAT TRICKS - 1

Date	Opp.	Goalie
Dec. 31, 2019	vs. FLA	Bobrovsky (3)

## SHOOTOUTS

	G	S	S%	GDG
<b>2022-23</b>	0	0	0.0	0
<b>CAREER</b>	0	3	0.0	0

## VS. THE NHL

TEAM	GP	G	A	PTS	PIM
ANAHEIM	10	4	2	6	0
ARIZONA	10	3	5	8	4
BOSTON	14	3	5	8	0
BUFFALO	15	1	9	10	2
CALGARY	10	3	3	6	4
CAROLINA	23	4	4	8	2
CHICAGO	14	2	6	8	4
COLORADO	12	2	5	7	2
COLUMBUS	0	0	0	0	0
DALLAS	15	4	7	11	2
DETROIT	20	2	9	11	9
EDMONTON	9	1	5	6	0
FLORIDA	19	7	7	14	4
LOS ANGELES	10	2	4	6	0
MINNESOTA	10	3	1	4	2
MONTREAL	15	2	6	8	10
NASHVILLE	13	2	5	7	2
NEW JERSEY	18	3	4	7	4
NY ISLANDERS	17	2	9	11	2
NY RANGERS	19	3	11	14	2
OTTAWA	13	4	8	12	2
PHILADELPHIA	18	3	8	11	0
PITTSBURGH	14	2	4	6	0
SAN JOSE	9	3	1	4	8
SEATTLE	2	0	1	1	0
ST. LOUIS	11	2	3	5	4
TAMPA BAY	18	4	6	10	2
TORONTO	12	0	10	10	0
VANCOUVER	11	3	3	6	8
VEGAS	8	1	4	5	4
WASHINGTON	18	2	5	7	2
WINNIPEG	9	2	6	8	8
<b>NHL TOTALS:</b>	<b>416</b>	<b>79</b>	<b>166</b>	<b>245</b>	<b>93</b>

## CAREER RECORD

## REGULAR SEASON

## PLAYOFFS

YEAR	TEAM	LEAGUE	GP	TOI	G	A	PTS	+/-	PIM	PP	SH	GW	S	S%	GP	G	A	PTS	PIM
2014-15	Michigan	Big Ten	35	n/a	9	16	25	9	8	3	0	1	80	11.3	...	...	...	...	...
2015-16	Michigan	Big Ten	36	n/a	11	25	36	5	20	7	0	0	100	11.0	...	...	...	...	...
2015-16	Lake Erie	AHL	7	n/a	1	0	1	2	0	0	0	1	19	5.3	17	5	9	14	2
2016-17	Columbus	NHL	78	20:55	11	36	47	17	14	4	0	1	188	5.9	3	1	0	1	0
2017-18	Columbus	NHL	77	22:35	16	21	37	8	16	3	0	3	207	7.7	6	1	2	3	2
2018-19	Columbus	NHL	82	22:54	11	33	44	-12	18	2	0	1	168	6.5	10	1	5	6	9
2019-20	Columbus	NHL	63	23:59	20	21	41	9	10	5	1	4	187	10.7	10	1	2	3	4
2020-21	Columbus	NHL	35	24:22	7	13	20	-9	13	0	0	1	79	8.9	...	...	...	...	...
2021-22	Columbus	NHL	68	25:40	11	37	48	-15	22	4	0	2	216	5.1	...	...	...	...	...
2022-23	Columbus	NHL	13	23:36	3	5	8	-6	0	0	0	0	41	7.3	...	...	...	...	...
<b>CBJ/NHL TOTALS</b>			<b>416</b>	<b>23:14</b>	<b>79</b>	<b>166</b>	<b>245</b>	<b>-8</b>	<b>93</b>	<b>18</b>	<b>1</b>	<b>12</b>	<b>1,086</b>	<b>7.3</b>	<b>29</b>	<b>4</b>	<b>9</b>	<b>13</b>	<b>15</b>
<b>AHL TOTALS</b>			<b>7</b>	<b>...</b>	<b>1</b>	<b>0</b>	<b>1</b>	<b>2</b>	<b>0</b>	<b>0</b>	<b>0</b>	<b>1</b>	<b>19</b>	<b>5.3</b>	<b>17</b>	<b>5</b>	<b>9</b>	<b>14</b>	<b>2</b>
<b>NCAA TOTALS</b>			<b>71</b>	<b>...</b>	<b>20</b>	<b>41</b>	<b>61</b>	<b>14</b>	<b>28</b>	<b>10</b>	<b>0</b>	<b>4</b>	<b>180</b>	<b>11.1</b>	<b>...</b>	<b>...</b>	<b>...</b>	<b>...</b>	<b>...</b>

PLAYERS



# 39 TYLER ANGLE

**POSITION:** Center  
**SHOT:** Left  
**HEIGHT:** 5'10"  
**WEIGHT:** 176

**BORN:** September 30, 2000  
**BIRTHPLACE:** Niagara Falls, Ontario  
**RESIDES:** Thorold, Ontario

[@Tyler\\_Angle7](#) [Tyler\\_Angle7](#)

**NHL YEAR:** 2nd

**CBJ YEAR:** 2nd

**CONTRACT STATUS:** Signed Through 2023-24 (RFA)

## 2022-23 SEASON

Appeared in the last two games of the Blue Jackets' season, making his debut on Apr. 13 vs. Pittsburgh... Notched his first career NHL point (goal) on Apr. 14 vs. Buffalo (Devon Levi)... Added 11-12-23 with 28 PIM and 109 shots on goal in 66 American Hockey League games with Cleveland.

## CAREER HIGHLIGHTS

**2021-22:** Notched 11-26-37 with 32 penalty minutes in 71 appearances with Cleveland... Finished second on the team in assists and points and third in shots (159)... **2020-21:** Recorded 11-13-24 and was +8 in 23 games with Cleveland... Led the club in goals (tied) and points and ranked third in plus/minus... Ranked second among AHL rookies in points-per-game (1.04, min. 20 GP) and finished seventh-T in goals and 11th in points... **2019-20:** Set career highs with 29-38-67 and was +13 in 62 contests with the Ontario Hockey League's Windsor Spitfires... Tied for the team lead in assists and points and ranked third in goals and power play goals (7, tied)... Tallied 19 multi-point efforts, including a four-point game with 1-3-4 on Feb. 7 at Sarnia... **2018-19:** Recorded his first 20-goal campaign and finished with 20-24-44 in 58 appearances with Windsor... Ranked fifth on the club in both goals and points... Finished with 13 multi-point outings... **2017-18:** Tallied 10-7-17 in a career-high 67 appearances with the Spitfires... **2016-17:** Made his OHL debut, recording 2-2-4 in 41 contests with Windsor... Finished third among club rookies in goals, assists (tied) and points... Added 5-3-8 in 11 games with St. Catharines in the GOJHL.

## PERSONAL

Nickname is "Angs"... Started playing hockey at the age of four and grew up idolizing Sidney Crosby... Would have been a professional lacrosse player if he wasn't playing hockey... His favorite musical artists are Drake and Morgan Wallen... His all-time favorite athletes are Tiger Woods, LeBron James and Wayne Gretzky... Would go to the Super Bowl if he could attend any sporting event in the world... One thing that instantly makes his day better is his dog, Jeter.

## CAREER TRANSACTIONS

Signed a three-year entry level contract with the Blue Jackets on Mar. 29, 2021... Columbus' seventh round pick, 212th overall, at the 2019 NHL Draft.



PLAYER PERSONNEL

## CAREER RECORD

YEAR	TEAM	LEAGUE	REGULAR SEASON													PLAYOFFS				
			GP	TOI	G	A	PTS	+/-	PIM	PP	SH	GW	S	S%	GP	G	A	PTS	PIM	
2016-17	St. Catharines	GOJHL	11	n/a	5	3	8	n/a	26	...	...	...	...	...	...	...	...	...	...	...
	Windsor	OHL	41	n/a	2	2	4	-5	6	0	0	0	12	16.7	...	...	...	...	...	...
2017-18	Windsor	OHL	67	n/a	10	7	17	-17	42	0	0	1	113	8.8	6	1	0	1	9	
2018-19	Windsor	OHL	58	n/a	20	24	44	-11	34	8	1	0	156	12.8	4	3	0	3	0	
2019-20	Windsor	OHL	62	n/a	29	38	67	13	38	7	0	3	202	14.4	...	...	...	...	...	
2020-21	Cleveland	AHL	23	n/a	11	13	24	8	2	3	1	3	55	20.0	...	...	...	...	...	
2021-22	Cleveland	AHL	71	n/a	11	26	37	-6	32	0	0	2	159	6.9	...	...	...	...	...	
2022-23	Columbus	NHL	2	11:29	1	0	1	-2	0	0	0	0	5	20	...	...	...	...	...	
	Cleveland	AHL	66	n/a	11	12	23	-13	28	0	1	1	109	10.1	...	...	...	...	...	
<b>CBJ/NHL TOTALS</b>			<b>2</b>	<b>11:29</b>	<b>1</b>	<b>0</b>	<b>1</b>	<b>-2</b>	<b>0</b>	<b>0</b>	<b>0</b>	<b>0</b>	<b>5</b>	<b>20</b>	...	...	...	...	...	
<b>AHL TOTALS</b>			<b>160</b>	...	<b>33</b>	<b>51</b>	<b>84</b>	<b>-11</b>	<b>62</b>	<b>3</b>	<b>2</b>	<b>6</b>	<b>323</b>	<b>10.2</b>	...	...	...	...	...	
<b>OHL TOTALS</b>			<b>228</b>	...	<b>61</b>	<b>71</b>	<b>132</b>	<b>-20</b>	<b>120</b>	<b>15</b>	<b>1</b>	<b>4</b>	<b>483</b>	<b>12.6</b>	<b>10</b>	<b>4</b>	<b>0</b>	<b>4</b>	<b>9</b>	





# 75 TIM BERNI

**POSITION:** Defense  
**SHOT:** Left  
**HEIGHT:** 6'0"  
**WEIGHT:** 193

**BORN:** February 11, 2000  
**BIRTHPLACE:** Mannedorf, Switzerland  
**RESIDES:** Zurich, Switzerland

X @TBerni21 Instagram Tim\_Berni

**NHL YEAR:** 2nd

**CBJ YEAR:** 2nd

**CONTRACT STATUS:** Signed Through 2023-24 (RFA)

## 2022-23 SEASON

Collected assists in two of his final three games of the season, including his first career assist on Apr. 11 at Philadelphia... Notched his first NHL goal on Jan. 10 at Tampa Bay (Andrei Vasilevskiy)... Made his NHL debut on Dec. 6 at Pittsburgh and played in the final 59 games of the campaign... Started the season with Cleveland (AHL) and posted 1-3-4 with 12 penalty minutes and 16 shots in 17 contests.

bowls... His most memorable moment in hockey was the 2018 Swiss Championship... He can speak English and German.

## CAREER TRANSACTIONS

Signed a three-year entry level contract with the Blue Jackets on Apr. 2, 2020... Columbus' sixth round pick, 159th overall, at the 2018 NHL Draft.

## CAREER HIGHLIGHTS

**2021-22:** Recorded 3-12-15 with 44 penalty minutes in 72 appearances for the AHL's Cleveland Monsters... Finished third among team rookies in PIM and fourth in assists... Scored a goal in his AHL debut on Oct. 15, 2021 vs. Syracuse... **2020-21:** Notched 4-3-7 and 20 penalty minutes in 52 appearances with ZSC Lions in the Swiss League to rank third among club blueliners in goals... **2019-20:** Set career highs with 4-7-11 while playing in 45 games with the ZSC Lions... Ranked second-T among team defensemen in goals and fourth in points... Named a Top-3 player for Switzerland while serving as team captain at the 2020 IIHF World Junior Championships, collecting 0-3-3 in five games... **2018-19:** Suited up for three different teams during the 2018-19 campaign, spending most of the campaign with the ZSC Lions... Collected 1-7-8 in 41 games with ZSC and finished third-T among team blueliners in assists... Named a Top-3 player for Switzerland at the 2019 IIHF World Junior Championships after picking up 0-2-2 in seven contests... **2017-18:** Split the campaign with three clubs, including making his pro debut with ZSC... Skated in 15 playoff games and helped ZSC capture the NLA championship... Spent the majority of the season with GC Kusnacht in the NL-B and posted 5-10-15 in 36 contests... Skated for Switzerland at the 2018 IIHF World Junior Championships... **2016-17:** Tallied 4-12-16 in 41 games with GCK Lions U20 team in Switzerland's junior league... Represented Switzerland at the 2017 IIHF U18 World Championships.



## PERSONAL

Nickname is "Berns"... Started playing hockey at the age of four and idolized Kris Letang growing up... His brother, Fabian, played pro hockey in Switzerland... His favorite vacation spot is Korfu, Greece... His top three foods are pasta, gyros and burrito

## CAREER RECORD

## REGULAR SEASON

## PLAYOFFS

YEAR	TEAM	LEAGUE	GP	TOI	G	A	PTS	+/-	PIM	PP	SH	GW	S	S%	GP	G	A	PTS	PIM
2016-17	GCK Lions U20	Swiss-Jr.	41	n/a	4	12	16	n/a	18	n/a	n/a	n/a	n/a	n/a	12	0	3	3	20
2017-18	ZSC Lions	Swiss-A	8	5:30	0	0	0	-2	41	0	0	0	2	0.0	15	0	0	0	6
	GC Kusnacht	Swiss-B	36	n/a	5	10	15	-11	41	n/a	n/a	n/a	n/a	n/a	...	...	...	...	...
	GCK Lions U20	Swiss-Jr.	1	n/a	0	1	1	n/a	0	n/a	n/a	n/a	n/a	n/a	1	0	1	1	0
2018-19	ZSC Lions	Swiss-A	41	10:21	1	7	8	-11	8	0	0	0	37	2.7	...	...	...	...	...
	GC Kusnacht	Swiss-B	3	n/a	1	0	1	-1	0	n/a	n/a	n/a	n/a	n/a	...	...	...	...	...
	GCK Lions U20	Swiss-Jr.	0	n/a	0	0	0	0	0	0	0	0	n/a	n/a	1	0	0	0	2
2019-20	ZSC Lions	Swiss-A	45	16:41	4	7	11	8	8	0	0	1	72	5.6	...	...	...	...	...
2020-21	ZSC Lions	Swiss-A	52	16:46	4	3	7	4	20	0	0	0	71	5.6	9	1	2	3	6
2021-22	Cleveland	AHL	72	n/a	3	12	15	-14	44	0	0	0	77	3.9	...	...	...	...	...
2022-23	Columbus	NHL	59	16:58	1	2	3	-26	34	0	0	0	58	1.7	...	...	...	...	...
	Cleveland	AHL	17	n/a	1	3	4	-1	12	0	0	0	16	6.3	...	...	...	...	...
<b>CBJ/NHL TOTALS</b>			<b>59</b>	<b>16:58</b>	<b>1</b>	<b>2</b>	<b>3</b>	<b>-26</b>	<b>34</b>	<b>0</b>	<b>0</b>	<b>0</b>	<b>58</b>	<b>1.7</b>	...	...	...	...	...
<b>AHL TOTALS</b>			<b>89</b>	...	<b>4</b>	<b>15</b>	<b>19</b>	<b>-15</b>	<b>56</b>	<b>0</b>	<b>0</b>	<b>0</b>	<b>93</b>	<b>4.3</b>	...	...	...	...	...
<b>NLA TOTALS</b>			<b>146</b>	<b>13:00</b>	<b>9</b>	<b>17</b>	<b>26</b>	<b>-1</b>	<b>36</b>	<b>0</b>	<b>0</b>	<b>0</b>	<b>182</b>	<b>4.9</b>	<b>30</b>	<b>1</b>	<b>3</b>	<b>4</b>	<b>12</b>
<b>NLB TOTALS</b>			<b>39</b>	...	<b>6</b>	<b>10</b>	<b>16</b>	<b>-12</b>	<b>41</b>	...	...	...	...	...	...	...	...	...	...
<b>SWISS-JR. TOTALS</b>			<b>42</b>	...	<b>4</b>	<b>13</b>	<b>17</b>	...	<b>18</b>	...	...	...	...	...	<b>14</b>	<b>0</b>	<b>4</b>	<b>4</b>	<b>22</b>

PLAYER PERSONNEL





# 94 OLE-JULIAN BJORGVIK-HOLM

**POSITION:** Defense

**SHOT:** Left

**HEIGHT:** 6'4"

**WEIGHT:** 196

**BORN:** May 23, 2002

**BIRTHPLACE:** Oslo, Norway

**RESIDES:** Oslo, Norway

**X** @OJHolm38

**Instagram** OleBjorgvikHolm

**NHL YEAR:** 1st

**CBJ YEAR:** 1st

**CONTRACT STATUS:** Signed Through 2024-25 (RFA)

## 2022-23 SEASON

Split the season between the Cleveland Monsters (AHL) and the Kalamazoo Wings (ECHL), combining for 1-5-6 in 44 games... Represented Norway at the 2023 IIHF World Championships, posting 1-0-1 in four games.

## CAREER HIGHLIGHTS

**2021-22:** Recorded 3-10-13 with 82 penalty minutes in 54 outings with Mississauga in the Ontario Hockey League... Ranked second on the team in PIM... Helped Norway earn a bronze medal at the U20 D1A IIHF World Championships... Named best defenseman at the tournament after leading blueliners in points with 2-4-6 in five games... **2020-21:** Split the season between Manglerud of Norway's top professional league and Cleveland (AHL)... Made his North American pro debut with Cleveland on Mar. 20 vs. Grand Rapids and posted 1-4-5 with 8 PIM in 16 games... Registered 2-8-10 with 14 PIM in 22 outings with Manglerud, ranking second among defensemen on the club in assists and points and third in goals... **2019-20:** Collected 2-17-19 with 47 PIM in 57 contests with the Mississauga (OHL)... Led team rookies in assists, points and penalty minutes and finished third in goals... Ranked third among the club's defensemen in PIM and fourth in assists... **2018-19:** Suited up in two games for the United States Hockey League's Tri-City Storm, while also notching 21-32-53 and 57 PIM in 62 outings with the Colorado Thunderbirds' 16U AAA team... Helped Norway earn silver at the U18 D1A IIHF World Championships... **2017-18:** Appeared in 15 games for Manglerud U20, posting 0-1-1 with 8 PIM and a +11 plus/minus rating.

## PERSONAL

Nickname is "Juice"... Started playing hockey at the age of three and idolized Mats Zucarello... He can speak Norwegian and English... His most memorable moment in hockey was being drafted by the Blue Jackets... One thing that most people wouldn't know about him is that he loves reading... Enjoys golfing, reading books, playing video games and taking walks while away from the rink... His top three musical artists are Kygo, Fred Again and Ant Wan.

## CAREER TRANSACTIONS

Signed a three-year entry level contract with Columbus on August 16, 2021... Columbus' fifth round pick, 145th overall, at the 2020 NHL Draft.



PLAYER PERSONNEL

## CAREER RECORD

YEAR	TEAM	LEAGUE	REGULAR SEASON												PLAYOFFS				
			GP	TOI	G	A	PTS	+/-	PIM	PP	SH	GW	S	S%	GP	G	A	PTS	PIM
2017-18	Manglerud U20	Norway U20	15	n/a	0	1	1	11	8	n/a	n/a	n/a	n/a	n/a	...	...	...	...	...
2018-19	Tri-City Storm	USHL	2	n/a	0	0	0	0	0	n/a	n/a	n/a	n/a	n/a	...	...	...	...	...
2019-20	Mississauga	OHL	57	n/a	2	17	19	-2	47	0	0	0	79	2.5	...	...	...	...	...
2020-21	Manglerud	Norway	22	n/a	2	8	10	-1	14	0	n/a	0	44	4.5	...	...	...	...	...
	Cleveland	AHL	16	n/a	1	4	5	-1	8	0	0	0	13	7.7	...	...	...	...	...
2021-22	Mississauga	OHL	54	n/a	3	10	13	-4	82	1	0	0	142	2.1	10	1	0	1	4
2022-23	Cleveland	AHL	25	n/a	0	2	2	-4	6	0	0	0	18	0.0	...	...	...	...	...
	Kalamazoo	ECHL	19	n/a	1	3	4	1	23	n/a	n/a	n/a	n/a	n/a	...	...	...	...	...
<b>AHL TOTALS</b>			<b>41</b>	...	<b>1</b>	<b>6</b>	<b>7</b>	<b>-5</b>	<b>14</b>	<b>0</b>	<b>0</b>	<b>0</b>	<b>31</b>	<b>3.2</b>	...	...	...	...	...
<b>OHL TOTALS</b>			<b>111</b>	...	<b>5</b>	<b>27</b>	<b>32</b>	<b>-6</b>	<b>129</b>	<b>1</b>	<b>0</b>	<b>0</b>	<b>221</b>	<b>2.5</b>	<b>10</b>	<b>1</b>	<b>0</b>	<b>1</b>	<b>4</b>
<b>ECHL TOTALS</b>			<b>19</b>	...	<b>1</b>	<b>3</b>	<b>4</b>	<b>1</b>	<b>23</b>	...	...	...	...	...	...	...	...	...	...
<b>NORWAY TOTALS</b>			<b>22</b>	<b>N/A</b>	<b>2</b>	<b>8</b>	<b>10</b>	<b>-1</b>	<b>14</b>	<b>0</b>	...	<b>0</b>	<b>44</b>	<b>4.5</b>	...	...	...	...	...
<b>NORWAY U20 TOTALS</b>			<b>15</b>	...	<b>0</b>	<b>1</b>	<b>1</b>	<b>11</b>	<b>8</b>	...	...	...	...	...	...	...	...	...	...
<b>USHL TOTALS</b>			<b>2</b>	...	<b>0</b>	<b>0</b>	<b>0</b>	<b>0</b>	<b>0</b>	...	...	...	...	...	...	...	...	...	...





# 47 MARCUS BJORK

**POSITION:** Defense

**SHOT:** Right

**HEIGHT:** 6'4"

**WEIGHT:** 212

**BORN:** November 24, 1997

**BIRTHPLACE:** Umea, Sweden

**RESIDES:** Umea, Sweden

[X @BjrkMarcus](#)

[Instagram Mackeehs](#)

**NHL YEAR:** 2nd

**CBJ YEAR:** 2nd

**CONTRACT STATUS:** Signed Through 2023-24 (RFA)

## 2022-23 SEASON

Registered 3-8-11 and 42 penalty minutes in 33 games for Columbus... Became the seventh player in franchise history - and first defenseman - to score a goal in his NHL debut on Nov. 12 at the NY Islanders (Ilya Sorokin)... Recorded his first career assist one game later on Nov. 15 vs. Philadelphia... Added 7-8-15 with 59 shots on goal in 44 AHL contests with the Cleveland Monsters, ranking second among the club's defensemen in goals... Recorded 1-1-2 in his AHL debut with the Monsters on Oct. 14 vs. Syracuse.

ish... His favorite movies are Lord of the Rings, Green Mile and The Dark Night... His favorite road city in the NHL in Toronto... His favorite sports teams are Manchester City and AIK.

## CAREER TRANSACTIONS

Signed a one-year, two-way NHL/AHL contract extension with the Blue Jackets on June 30, 2023... Signed a one-year entry level contract with Columbus on May 24, 2022.

## CAREER HIGHLIGHTS

**2021-22:** Totaled 3-12-15 and 26 PIM in 52 appearances for Brynas IF in the Swedish Hockey League... **2020-21:** Registered 3-13-16 and 20 PIM in 51 games with Brynas IF (SHL)... **2019-20:** Combined for 6-14-20 and 40 PIM in 49 contests split between Malmo and Brynas IF... Set SHL career highs in goals, assists and points... **2018-19:** Split the season between Orebro HK and Malmo, registering 5-8-13 and 12 PIM in 52 SHL games... **2017-18:** Racked up 13-21-34 in 52 outings with IK Oskarshamn in HockeyAllsvenskan, Swedish's second highest professional league... Named the league's Defenseman of the Year after leading league blueliners in goals and points... Led his club in assists (tied) and points and ranked second-T in goals... **2016-17:** Started the campaign with the Omaha Lancers in the United States Hockey League and recorded 1-2-3 in eight games... Moved to Asploven HC in HockeyEttan and notched 7-8-15 in 27 appearances... **2015-16:** Totaled 6-23-29 and 26 PIM in 45 contests... Set Sweden junior career highs... **2014-15:** Posted 2-12-14 and 16 PIM in 37 outings with Lulea J20... **2013-14:** Made his SuperElit debut, skating in a contest with Lulea J20.



## PERSONAL

His nickname is "Bjorky"... Started playing hockey at the age of three and his favorite players growing up were Nicklas Lidstrom and Peter Forsberg... He can speak English and Swedish... One thing most people don't know about him is that he is half-Finn-

## CAREER RECORD

## REGULAR SEASON

## PLAYOFFS

YEAR	TEAM	LEAGUE	GP	TOI	G	A	PTS	+/-	PIM	PP	SH	GW	S	S%	GP	G	A	PTS	PIM
2013-14	Lulea HF	SuperElit	1	n/a	0	0	0	1	0	n/a	n/a	n/a	n/a	n/a	...	...	...	...	...
2014-15	Lulea HF	SuperElit	37	n/a	2	12	14	-14	16	n/a	n/a	n/a	n/a	n/a	3	0	0	0	0
2015-16	Lulea HF	SuperElit	45	n/a	6	23	29	-4	26	n/a	n/a	n/a	n/a	n/a	2	0	2	2	2
2016-17	Omaha	USHL	8	n/a	1	2	3	-1	6	1	0	0	4	25.0	...	...	...	...	...
	Asploven HC	HockeyEttan	27	n/a	7	8	15	-3	10	n/a	n/a	n/a	n/a	n/a	5	0	2	2	2
2017-18	IK Oskarshamn	HockeyAllsvenskan	52	21:01	13	21	34	-9	22	6	0	2	121	10.7	8	5	2	7	6
2018-19	Malmo	SHL	17	18:20	2	3	5	0	6	2	0	0	51	3.9	5	1	1	2	27
	Orebro	SHL	35	14:51	3	5	8	-5	6	1	0	1	49	6.1	...	...	...	...	...
2019-20	Malmo	SHL	36	15:18	4	8	12	-4	30	3	0	0	72	5.6	...	...	...	...	...
	Brynas IF	SHL	13	22:38	2	6	8	-2	10	0	0	0	21	9.5	...	...	...	...	...
2020-21	Brynas IF	SHL	51	18:25	3	13	16	-11	20	0	0	0	76	4.0	5	0	2	2	0
2021-22	Brynas IF	SHL	52	18:56	3	12	15	-1	26	0	0	0	88	3.4	3	0	0	0	2
2022-23	Columbus	NHL	33	18:09	3	8	11	-9	42	1	0	0	34	8.8	...	...	...	...	...
	Cleveland	AHL	44	n/a	7	8	15	-4	18	1	0	1	59	11.9	...	...	...	...	...
<b>NHL TOTALS</b>			<b>33</b>	<b>18:09</b>	<b>3</b>	<b>8</b>	<b>11</b>	<b>-9</b>	<b>42</b>	<b>1</b>	<b>0</b>	<b>0</b>	<b>34</b>	<b>8.8</b>	...	...	...	...	...
<b>AHL TOTALS</b>			<b>44</b>	...	<b>7</b>	<b>8</b>	<b>15</b>	<b>-4</b>	<b>18</b>	<b>1</b>	<b>0</b>	<b>1</b>	<b>59</b>	<b>11.9</b>	...	...	...	...	...
<b>SHL TOTALS</b>			<b>204</b>	...	<b>17</b>	<b>47</b>	<b>64</b>	<b>-23</b>	<b>98</b>	<b>6</b>	<b>0</b>	<b>1</b>	<b>357</b>	<b>4.8</b>	<b>13</b>	<b>1</b>	<b>3</b>	<b>4</b>	<b>29</b>
<b>HOCKEYALLSVENSKAN TOTALS</b>			<b>52</b>	<b>21:01</b>	<b>13</b>	<b>21</b>	<b>34</b>	<b>-9</b>	<b>22</b>	<b>6</b>	<b>0</b>	<b>2</b>	<b>121</b>	<b>10.7</b>	<b>8</b>	<b>5</b>	<b>2</b>	<b>7</b>	<b>6</b>
<b>HOCKEYETTAN TOTALS</b>			<b>27</b>	...	<b>7</b>	<b>8</b>	<b>15</b>	<b>-3</b>	<b>10</b>	...	...	...	...	...	<b>5</b>	<b>0</b>	<b>2</b>	<b>2</b>	<b>2</b>
<b>USHL TOTALS</b>			<b>8</b>	...	<b>1</b>	<b>2</b>	<b>3</b>	<b>-1</b>	<b>6</b>	<b>1</b>	<b>0</b>	<b>0</b>	<b>4</b>	<b>25.0</b>	...	...	...	...	...
<b>SUPERELIT TOTALS</b>			<b>83</b>	...	<b>8</b>	<b>35</b>	<b>43</b>	<b>-17</b>	<b>42</b>	...	...	...	...	...	<b>5</b>	<b>0</b>	<b>2</b>	<b>2</b>	<b>2</b>

PLAYER PERSONNEL





# 37 CAMERON BUTLER

**POSITION:** Right Wing

**SHOT:** Right

**HEIGHT:** 6'4"

**WEIGHT:** 220

**BORN:** June 9, 2002

**BIRTHPLACE:** Ottawa, Ontario

**RESIDES:** Ottawa, Ontario

**X @CButler\_21**

**NHL YEAR:** 1st

**CBJ YEAR:** 1st

**CONTRACT STATUS:** Signed Through 2025-26 (RFA)

## 2022-23 SEASON

Made his pro debut at the end of the campaign with the Cleveland Monsters (AHL), appearing in three games... Recorded 27-28-55 with 119 PIM, seven power play goals and three game-winning goals in 63 outings with the Oshawa Generals of the Ontario Hockey League... Ranked second in the OHL in PIM... Led the Generals in PIM and ranked third in goals, PPG and GWG and fourth-T in points.

## CAREER HIGHLIGHTS

**2021-22:** Split the OHL campaign between Niagara and Oshawa, combining for 11-30-41 in 64 contests... Spent the majority of the season with the Generals, registering 5-13-18 in 40 outings... **2020-21:** Did not play due to the OHL season being canceled due to COVID-19 pandemic... **2019-20:** Split the season between Peterborough and Niagara, recording 12-7-19 in 39 games with the Petes and 6-7-13 in 27 games with the Icedogs... **2018-19:** Made his OHL debut, posting 18-8-26 with six power play goals and 55 penalty minutes in 64 appearances with Peterborough... Ranked third on the club in PIM and PPG (tied) and fifth in goals.

## PERSONAL

Nickname is "Buts"... Started playing hockey at the age of seven and idolized Mike Fisher growing up... Wanted to be an astronaut while growing up... His top three musical artists are Mt. Joy, Spacey Jane and Noah Kahan... Also played lacrosse, volleyball, and basketball while growing up... His favorite TV shows are *Alone*, *Planet Earth* and *Family Guy*... His favorite food is tacos.

## CAREER TRANSACTIONS

Signed a three-year entry level contract with Columbus on March 16, 2023.



PLAYER PERSONNEL

## CAREER RECORD

## REGULAR SEASON

## PLAYOFFS

YEAR	TEAM	LEAGUE	GP	TOI	G	A	PTS	+/-	PIM	PP	SH	GW	S	S%	GP	G	A	PTS	PIM
2018-19	Peterborough	OHL	64	n/a	18	8	26	-7	55	6	0	1	104	n/a	...	...	...	...	...
2019-20	Peterborough	OHL	39	n/a	12	7	19	-5	24	4	0	2	96	n/a	...	...	...	...	...
	Niagara	OHL	27	n/a	6	7	13	-40	21	4	0	0	60	n/a	...	...	...	...	...
2020-21	Niagara	OHL	DID NOT PLAY DUE TO COVID-19																
2021-22	Niagara	OHL	24	n/a	6	17	23	-17	22	2	0	0	66	n/a	...	...	...	...	...
	Oshawa	OHL	40	n/a	5	13	18	-10	56	0	0	0	71	n/a	4	1	1	2	11
2022-23	Oshawa	OHL	63	n/a	27	28	55	-5	119	7	0	3	146	n/a	5	2	1	3	15
	Cleveland	AHL	3	n/a	0	0	0	-3	0	0	0	0	0.0	...	...	...	...	...	...
<b>AHL TOTALS</b>			<b>3</b>	...	<b>0</b>	<b>0</b>	<b>0</b>	<b>-3</b>	<b>0</b>	<b>0</b>	<b>0</b>	<b>0</b>	<b>0.0</b>	...	...	...	...	...	...
<b>OHL TOTALS</b>			<b>257</b>	...	<b>74</b>	<b>80</b>	<b>154</b>	<b>-84</b>	<b>287</b>	<b>23</b>	<b>0</b>	<b>6</b>	<b>543</b>	...	<b>9</b>	<b>3</b>	<b>2</b>	<b>5</b>	<b>26</b>





# 74 CORSON CEULEMANS

**POSITION:** Defense

**SHOT:** Right

**HEIGHT:** 6'2"

**WEIGHT:** 200

**BORN:** May 5, 2003

**BIRTHPLACE:** Regina, Saskatchewan

**RESIDES:** Regina, Saskatchewan

CorsonCeulemans



**NHL YEAR:** 1st

**CBJ YEAR:** 1st

**CONTRACT STATUS:** Signed Through 2025-26 (RFA)

## 2022-23 SEASON

Made his pro debut with Cleveland (AHL) at the end of the campaign, posting 1-1-2 with six PIM in 13 AHL games... Played in his first pro game on Mar. 16 vs. Grand Rapids and notched his first career goal on Mar. 26 at Rochester... Registered 8-15-23 with 38 PIM in 33 appearances as a sophomore at the University of Wisconsin (Big Ten)... Ranked third on the team in assists, points (tied) and penalty minutes.

## CAREER HIGHLIGHTS


**2021-22:** Recorded 7-15-22 in 34 appearances in his freshman campaign at the University of Wisconsin (Big Ten)... Led the team in assists and points and finished third-T in goals... Finished third-T among NCAA freshmen blueliners in goals, sixth-T in points and seventh-T in assists... **2020-21:** Played in the AJHL with the Brooks Bandits, collecting 4-7-11 in eight contests... Helped Canada win a gold medal at the IIHF U18 World Championships after finishing with the most assists by a defenseman in the tournament with 1-7-8 in six contests... **2019-20:** Notched 5-30-35 and 80 penalty minutes in 44 appearances with Brooks (AJHL)... Finished second among club blueliners in assists and points... Represented Canada at the U17 World Hockey Challenge.

## PERSONAL

Nicknames are "Ceuls" or "Ceuly"... Started playing hockey at the age of three and grew up idolizing Erik Karlsson... Would have been a race car driver if he wasn't playing hockey... Also played lacrosse while growing up... One thing that most people might not know about him is that he's lived in three different Canadian provinces (Ontario, Saskatchewan and Alberta)... His favorite musical artists are Morgan Wallen and Zach Bryan... His favorite foods are burgers and all kinds of sandwiches.

## CAREER TRANSACTIONS

Signed a three-year entry level contract with Columbus beginning in the 2023-24 campaign on March 7, 2023... Columbus' first round pick, 25th overall, at the 2021 NHL Draft.



## CAREER RECORD

## REGULAR SEASON

## PLAYOFFS

YEAR	TEAM	LEAGUE	GP	TOI	G	A	PTS	+/-	PIM	PP	SH	GW	S	S%	GP	G	A	PTS	PIM
2018-19	Brooks	AJHL	5	n/a	0	0	0	n/a	8	0	0	0	n/a	n/a	3	2	0	2	0
2019-20	Brooks	AJHL	44	n/a	5	30	35	n/a	80	1	0	0	n/a	n/a	...	...	...	...	...
2020-21	Brooks	AJHL	8	n/a	4	7	11	n/a	8	2	0	0	n/a	n/a	...	...	...	...	...
2021-22	Wisconsin	Big Ten	34	n/a	7	15	22	-14	33	4	0	1	102	6.9	...	...	...	...	...
2022-23	Wisconsin	Big Ten	33	n/a	8	15	23	-5	38	4	0	0	90	8.9	...	...	...	...	...
	Cleveland	AHL	13	n/a	1	1	2	-3	6	0	0	0	13	7.7	...	...	...	...	...
<b>AHL TOTALS</b>			<b>13</b>	...	<b>1</b>	<b>1</b>	<b>2</b>	<b>-3</b>	<b>6</b>	<b>0</b>	<b>0</b>	<b>0</b>	<b>13</b>	<b>7.7</b>	...	...	...	...	...
<b>NCAA TOTALS</b>			<b>67</b>	...	<b>15</b>	<b>30</b>	<b>45</b>	<b>-17</b>	<b>71</b>	<b>8</b>	<b>0</b>	<b>1</b>	<b>192</b>	<b>7.8</b>	...	...	...	...	...
<b>AJHL TOTALS</b>			<b>57</b>	...	<b>9</b>	<b>37</b>	<b>46</b>	...	<b>96</b>	<b>3</b>	<b>0</b>	<b>0</b>	...	...	<b>3</b>	<b>2</b>	<b>0</b>	<b>2</b>	<b>0</b>

PLAYER PERSONNEL





# 23 JAKE CHRISTIANSEN

**POSITION:** Defense  
**SHOT:** Left  
**HEIGHT:** 6'0"  
**WEIGHT:** 196

**BORN:** September 12, 1999  
**BIRTHPLACE:** W. Vancouver, British Columbia  
**RESIDES:** Vancouver, British Columbia  
X @JakeC\_9 Instagram JakeChristiansen23

**NHL YEAR:** 2nd

**CBJ YEAR:** 2nd

**CONTRACT STATUS:** Signed Through 2023-24 (RFA)

## 2022-23 SEASON

Collected 0-4-4 in 24 games with Columbus, notching his first career NHL assist on Nov. 17 vs. Montreal... Added 11-23-34 with 53 penalty minutes, four power play goals and 157 shots on goal in 50 games with Cleveland (AHL)... Led team defensemen in goals and shots on goal and ranked second in assists and points.

## CAREER HIGHLIGHTS

**2021-22:** Made his NHL debut with the Blue Jackets, collecting 1-0-1 in eight games... Scored his first NHL goal on Mar. 1 vs. New Jersey (Nico Daws)... Skated in his first career game on Jan. 6 at New Jersey... Spent the majority of the season with Cleveland and recorded 13-32-45 with 33 penalty minutes in 62 contests... Led the team in assists and points... Named to the AHL's Second All-Star Team after tying for the league lead among blueliners in goals and finishing second in shots and fourth in points... **2020-21:** Recorded 3-12-15 with a +3 plus/minus rating and 59 shots in 28 games with Cleveland (AHL)... Led club defensemen in shots and ranked second in goals (tied) and assists and third in points... Ranked third among Monsters rookies in assists and fourth in points... **2019-20:** Began the campaign in the AHL, skating in nine games with the Stockton Heat... Made his pro debut on Oct. 19 at Bakersfield... Returned to play a fifth season with the Everett Silvertips (WHL), collecting 22-28-50 and 35 penalty minutes in 38 appearances... Named to the WHL's Second All-Star Team after leading league defensemen in goals and points per game (1.32) and ranking third-T in power play goals (7)... Ranked third on the team in goals and second among club blueliners in points... Recorded 16 multi-point outings, including two four-point and five three-point efforts... **2018-19:** Served as an alternate captain for Everett and collected 12-32-44 in 67 contests... Set career highs in assists and shots on goal (236)... Led Silvertips defensemen in goals and ranked second in assists and points... **2017-18:** Registered 6-25-31 while playing in all 72 games for Everett for the second-straight campaign... Named the club's Iron Man... Ranked second-T among team defensemen in assists and points and was third-T in goals... **2016-17:** Posted 6-13-19 in 72 outings for the Silvertips and was given the team's Iron Man award... **2015-16:** Made his WHL debut with Everett and registered 4-4-8 in 48 games.

## PERSONAL

Nickname is "Christy"... Started playing hockey at the age of four and grew up idolizing Morgan Rielly... His favorite musical artist is Morgan Wallen... Also played bas-

ketball, baseball, skied and biked while growing up... His favorite sports team is the Cleveland Browns... Would have been a real estate agent if he wasn't playing hockey... His favorite TV show is *Ted Lasso*.

## CAREER TRANSACTIONS

Signed a one-year, two-way NHL/AHL contract extension with Columbus on June 5, 2023... Signed a three-year, entry level contract with the Blue Jackets on Mar. 4, 2020.



PLAYER PERSONNEL

CAREER RECORD			REGULAR SEASON											PLAYOFFS					
YEAR	TEAM	LEAGUE	GP	TOI	G	A	PTS	+/-	PIM	PP	SH	GW	S	S%	GP	G	A	PTS	PIM
2015-16	Everett	WHL	48	n/a	4	4	8	1	10	0	0	0	n/a	n/a	9	0	0	0	2
2016-17	Everett	WHL	72	n/a	6	13	19	16	29	1	0	0	n/a	n/a	10	0	2	2	6
2017-18	Everett	WHL	72	n/a	6	25	31	12	20	4	0	1	n/a	n/a	22	2	5	7	2
2018-19	Everett	WHL	67	n/a	12	32	44	26	20	6	0	3	n/a	n/a	10	1	7	8	0
2019-20	Stockton	AHL	9	n/a	0	0	0	-4	0	0	0	0	5	0.0	...	...	...	...	...
	Everett	WHL	38	n/a	22	28	50	29	35	7	1	2	n/a	n/a	...	...	...	...	...
2020-21	Cleveland	AHL	28	n/a	3	12	15	3	14	1	0	0	59	5.1	...	...	...	...	...
2021-22	Columbus	NHL	8	9:46	1	0	1	1	0	0	0	0	4	25.0	...	...	...	...	...
	Cleveland	AHL	62	n/a	13	32	45	-12	33	4	0	1	177	7.3	...	...	...	...	...
2022-23	Columbus	NHL	24	15:13	0	4	4	-7	4	0	0	0	25	0.0	...	...	...	...	...
	Cleveland	AHL	50	n/a	11	23	34	-1	53	4	0	0	157	7.0	...	...	...	...	...
<b>CBJ/NHL TOTALS</b>			<b>32</b>	<b>13:51</b>	<b>1</b>	<b>4</b>	<b>5</b>	<b>-6</b>	<b>4</b>	<b>0</b>	<b>0</b>	<b>0</b>	<b>29</b>	<b>3.5</b>	...	...	...	...	...
<b>AHL TOTALS</b>			<b>149</b>	...	<b>27</b>	<b>67</b>	<b>94</b>	<b>-14</b>	<b>100</b>	<b>9</b>	<b>0</b>	<b>1</b>	<b>398</b>	<b>6.8</b>	...	...	...	...	...
<b>WHL TOTALS</b>			<b>297</b>	...	<b>50</b>	<b>102</b>	<b>152</b>	<b>84</b>	<b>114</b>	<b>18</b>	<b>1</b>	<b>6</b>	...	...	<b>51</b>	<b>3</b>	<b>14</b>	<b>17</b>	<b>10</b>





# 65 LUCA DEL BEL BELLUZ

**POSITION:** Center

**SHOT:** Left

**HEIGHT:** 6'1"

**WEIGHT:** 184

**BORN:** November 10, 2003

**BIRTHPLACE:** Woodbridge, Ontario

**RESIDES:** Vaughan, Ontario



@LucaDelBel



LucaDelBel73

**NHL YEAR:** 1st

**CBJ YEAR:** 1st

**CONTRACT STATUS:** Signed Through 2025-26 (RFA)

## 2022-23 SEASON

Split the season between the Mississauga Steelheads and Sarnia Sting in the Ontario Hockey League, combining for 40-47-87 in 66 contests... Serving as alternate captain of Mississauga, posted 20-21-41 with six power play goals and two shorthanded goals in 34 appearances, ranking second on the club in goals (tied) and PPG... Recorded 20-26-46 with seven power play goals and four game-winning goals in 32 games with Sarnia.

## CAREER HIGHLIGHTS

**2021-22:** Totaled 30-46-76 with 28 PIM and was +23 in 68 OHL games with Mississauga... Was named the OHL (East) Most Improved Player... Led the Steelheads in assists and finished second in goals, points and plus/minus rating... Racked up 23 multi-point efforts, including nine outings of three or more points... **2020-21:** Did not play due to the OHL season being canceled due to COVID-19 pandemic... **2019-20:** Made his OHL debut with Mississauga, collecting 1-5-6 in 58 appearances.

## PERSONAL

Nickname is "Del Bel"... Started playing hockey when he was three and grew up idolizing Sidney Crosby... Also played soccer, golf and lacrosse while growing up... His most memorable moment in hockey was being drafted by the Blue Jackets... His favorite all-time athletes are Sidney Crosby, Auston Matthews and Tiger Woods... His favorite vacation spot is the Bahamas... His favorite sports teams are the Toronto Blue Jays, Toronto Raptors, Manchester United and the Buffalo Bills.

## CAREER TRANSACTIONS

Signed a three-year entry level contract with the Blue Jackets on Dec. 1, 2022... Columbus' second round pick, 44th overall, at the 2022 NHL Draft.



PLAYER PERSONNEL

## CAREER RECORD

## REGULAR SEASON

## PLAYOFFS

YEAR	TEAM	LEAGUE	GP	TOI	G	A	PTS	+/-	PIM	PP	SH	GW	S	S%	GP	G	A	PTS	PIM
2019-20	Mississauga	OHL	58	n/a	1	5	6	-13	8	0	0	0	28	3.6	...	...	...	...	...
2020-21	Mississauga	OHL	DID NOT PLAY DUE TO COVID-19																
2021-22	Mississauga	OHL	68	n/a	30	46	76	23	28	12	2	8	177	16.9	10	1	3	4	0
2022-23	Mississauga	OHL	34	n/a	20	21	41	-5	10	6	2	1	120	16.7	...	...	...	...	...
	Sarnia	OHL	32	n/a	20	26	46	15	4	7	0	4	96	20.8	16	8	7	15	4
<b>OHL TOTALS</b>			<b>192</b>	<b>...</b>	<b>71</b>	<b>98</b>	<b>169</b>	<b>20</b>	<b>50</b>	<b>25</b>	<b>4</b>	<b>13</b>	<b>421</b>	<b>16.9</b>	<b>26</b>	<b>9</b>	<b>10</b>	<b>19</b>	<b>4</b>





# 21 JOSH DUNNE

**POSITION:** Center

**SHOT:** Left

**HEIGHT:** 6'4"

**WEIGHT:** 212

**BORN:** December 8, 1998

**BIRTHPLACE:** O'Fallon, Missouri

**RESIDES:** St. Louis, Missouri

[X @DunneJ21](#)

[@Dunder\\_Mifflin21](#)

**NHL YEAR:** 3rd

**CBJ YEAR:** 3rd

**CONTRACT STATUS:** Signed Through 2023-24 (RFA)

## 2022-23 SEASON

Appeared in eight games with the Blue Jackets, recording six penalty minutes and four shots on goal... Added 20-17-37 with 71 penalty minutes, six power play goals, two shorthanded goals and 161 shots on goal in 65 AHL games with the Cleveland Monsters... Led the club in PIM and SHG (tied), ranked second in goals and shots on goal and fourth in points.

## CAREER HIGHLIGHTS

**2021-22:** Notched 6-5-11 with 39 penalty minutes in 29 appearances for Cleveland (AHL) before missing the end of the season due to injury... **2020-21:** Recorded 2-3-5 in 14 games in his junior campaign at Clarkson University... Served as team captain... Made his pro debut at the end of the season, suiting up for Columbus and Cleveland... Skated in six games with the Blue Jackets, tallying seven shots... Made his NHL debut on Apr. 15 at Dallas... Added 8-2-10 and 14 penalty minutes in 15 outings with the Monsters... Ranked fourth on the team in goals as well as second-T among club rookies in penalty minutes, third in goals and fifth-T in points... Made his pro debut, collecting two shots on Mar. 20 vs. Grand Rapids... **2019-20:** Tallied 13-14-27 with 86 shots, 30 penalty minutes and a +9 plus/minus rating in 32 outings with Clarkson... Awarded the 2020 Eastern Collegiate Athletic Conference Best Defensive Forward and named to the ECAC Third All-Star Team... Led the team in power play goals with eight... Ranked second on the team in goals, penalty minutes and plus/minus rating (tied)... Finished third on the club in points and shots on goal... **2018-19:** Registered 14-9-23 with 86 shots, 14 penalty minutes and a +14 plus/minus rating in 32 games as a freshman at Clarkson... Helped Clarkson win the Eastern Collegiate Athletic Conference title... Ranked second on the club in game-winning goals (four) and power play goals (five)... Finished second-T on the team in assists and sixth in points... **2017-18:** Recorded 21-27-48 with 169 shots, six power play goals, and four game-winning goals in 60 appearances with Green Bay (USHL)... Led the club in goals and ranked second in assists, points and shots... **2016-17:** Registered 10-8-18 with 49 penalty minutes and a +8 plus/minus rating in 55 outings with Green Bay (USHL)... Led the team in shorthanded goals with three and ranked third-T in plus/minus rating... **2015-16:** Tallied 3-4-7 with 22 penalty minutes in 21 games with the Gamblers (USHL)... Ranked third in rookies on the club in assists (tied) and penalty minutes... 2014-15: Appeared in four games with Green Bay (USHL), recording 0-1-1.

## PERSONAL

Nicknames are "Dunner" and "Dundee"... Started playing hockey at the age of five and idolized Cam Jansen growing up... As a child he wanted to be a firefighter when he grew up... All four of his sisters have played or are playing Division 1 college hockey with Jincy, Jessica and Joy suiting up at Ohio State and Josey playing at Minnesota... His favorite athletes of all-time are Marshawn Lynch, Rob Gronkowski and David Freese... The person he would most like to meet is Luke Combs... One thing that makes his day better is going to see a new movie in the movie theater.

## CAREER TRANSACTIONS

Signed a one-year, two-way NHL/AHL contract extension with Columbus on June 15, 2023... Signed a one-year, two-way NHL/AHL contract extension with the Blue Jackets on June 30, 2022... Signed a two-year entry level contract with Columbus on Mar. 14, 2021.



PLAYER PERSONNEL

## CAREER RECORD

## REGULAR SEASON

## PLAYOFFS

YEAR	TEAM	LEAGUE	GP	TOI	G	A	PTS	+/-	PIM	PP	SH	GW	S	S%	GP	G	A	PTS	PIM
2014-15	Green Bay	USHL	4	n/a	0	1	1	-1	2	0	0	0	2	0.0	...	...	...	...	...
2015-16	Green Bay	USHL	21	n/a	3	4	7	7	22	0	0	0	13	23.1	4	0	0	0	2
2016-17	Green Bay	USHL	55	n/a	10	8	18	8	49	0	3	0	75	13.3	...	...	...	...	...
2017-18	Green Bay	USHL	60	n/a	21	27	48	2	18	6	1	4	169	12.4	2	0	0	0	0
2018-19	Clarkson	ECAC	32	n/a	14	9	23	14	14	5	1	4	86	16.3	...	...	...	...	...
2019-20	Clarkson	ECAC	32	n/a	13	14	27	9	30	8	1	1	86	15.1	...	...	...	...	...
2020-21	Clarkson	ECAC	14	n/a	2	3	5	1	26	1	0	0	35	5.7	...	...	...	...	...
	Columbus	NHL	6	10:23	0	0	0	-1	4	0	0	0	7	0.0	...	...	...	...	...
	Cleveland	AHL	15	n/a	8	2	10	4	14	2	0	2	31	25.8	...	...	...	...	...
2021-22	Cleveland	AHL	29	n/a	6	5	11	-6	39	4	0	0	51	11.8	...	...	...	...	...
2022-23	Columbus	NHL	8	9:58	0	0	0	-6	6	0	0	0	4	0.0	...	...	...	...	...
	Cleveland	AHL	65	n/a	20	17	37	-13	71	6	2	4	161	12.4	...	...	...	...	...
<b>CBJ/NHL TOTALS</b>			<b>14</b>	<b>10:09</b>	<b>0</b>	<b>0</b>	<b>0</b>	<b>-7</b>	<b>10</b>	<b>0</b>	<b>0</b>	<b>0</b>	<b>11</b>	<b>0.0</b>	...	...	...	...	...
<b>AHL TOTALS</b>			<b>109</b>	...	<b>34</b>	<b>24</b>	<b>58</b>	<b>-15</b>	<b>124</b>	<b>12</b>	<b>2</b>	<b>6</b>	<b>243</b>	<b>14.0</b>	...	...	...	...	...
<b>NCAA TOTALS</b>			<b>78</b>	...	<b>29</b>	<b>26</b>	<b>55</b>	<b>24</b>	<b>70</b>	<b>14</b>	<b>2</b>	<b>5</b>	<b>207</b>	<b>14.0</b>	...	...	...	...	...
<b>USHL TOTALS</b>			<b>140</b>	...	<b>34</b>	<b>40</b>	<b>74</b>	<b>17</b>	<b>91</b>	<b>6</b>	<b>4</b>	<b>4</b>	<b>259</b>	<b>13.1</b>	<b>6</b>	<b>0</b>	<b>0</b>	<b>0</b>	<b>2</b>





# 11 ADAM FANTILLI

**POSITION:** Center

**SHOT:** Left

**HEIGHT:** 6'2"

**WEIGHT:** 194

**BORN:** October 12, 2004

**BIRTHPLACE:** Nobleton, Ontario

**RESIDES:** Nobleton, Ontario

[X @AdamFantilli](#)

[@AdamFantilli](#)

**NHL YEAR:** 1st

**CBJ YEAR:** 1st

**CONTRACT STATUS:** Signed Through 2025-26 (RFA)

## 2022-23 SEASON

Recorded 30-35-65 with 10 power play goals, four game-winning goals, 145 shots on goal and a +31 plus/minus rating in 36 games as a freshman at the University of Michigan... Became the third freshman in NCAA history to win the Hobey Baker Award as the NCAA's top collegiate player, joining Paul Kariya (1993 with Maine) and Jack Eichel (2015 with Boston University)... Led all NCAA players in goals, points, points-per-game (1.81), goals-per-game (0.83) and assists-per-game (tied, 0.97)... Named the NCAA Top Collegiate Rookie (Tim Taylor Award) and the Big Ten Freshman of the Year after leading Michigan to the Big Ten Championships... Also named to the NCAA First All-American Team, the First-Team All-Big Ten and the Big Ten All-Freshman Team... Helped Canada capture a gold medal at the 2023 IIHF World Championships (1-2-3 in 10 GP) and 2023 IIHF World Junior Championships (2-3-5 in 7 GP).

## CAREER HIGHLIGHTS

**2021-22:** Named to the First All-USHL Team after leading the Chicago Steel in goals with 37-37-74 and 289 shots on goal in 54 games... Led the USHL in shots on goal and ranked third in goals and seventh in points... Posted 1-5-6 in four contests for Canada at the 2022 IIHF U18 World Championships... **2020-21:** Helped the Steel capture the Clark Cup championship with 18-18-36 in 49 games... Named the Clark Cup Most Valuable Player after recording 8-1-9 in eight playoff contests... Finished fourth-T among USHL rookies in goals and sixth-T in points and was named to the USHL Second-Team All-Rookie Team.

## PERSONAL

Nicknames are "Mo" and "Fants"... Started playing hockey at the age of three and idolized Sidney Crosby growing up... He chose his jersey number because he liked how it looked with the L's in his name... His top three musical artists are Morgan Wallen, Zach Bryan and Noah Kahan... His favorite vacation spot is Italy... One thing most people might not know about him is that he loves Marvel movies... His favorites sports teams are the Toronto Blue Jays, Toronto Raptors and the Buffalo Bills.

## CAREER TRANSACTIONS

Signed a three-year entry level contract with the Blue Jackets on July 1, 2023... Columbus' first round pick, third overall, at the 2023 NHL Draft.



PLAYER PERSONNEL

## CAREER RECORD

## REGULAR SEASON

## PLAYOFFS

YEAR	TEAM	LEAGUE	GP	TOI	G	A	PTS	+/-	PIM	PP	SH	GW	S	S%	GP	G	A	PTS	PIM
2020-21	Chicago	USHL	49	n/a	18	18	36	17	22	3	0	2	117	n/a	8	8	1	9	2
2021-22	Chicago	USHL	54	n/a	37	37	74	13	93	13	5	10	289	n/a	3	0	1	1	2
2022-23	Michigan	Big Ten	36	n/a	30	35	65	31	67	1	0	0	142	2.1	...	...	...	...	...
<b>AHL TOTALS</b>			<b>36</b>	<b>...</b>	<b>30</b>	<b>35</b>	<b>65</b>	<b>31</b>	<b>67</b>	<b>0</b>	<b>0</b>	<b>0</b>	<b>13</b>	<b>7.7</b>	<b>...</b>	<b>...</b>	<b>...</b>	<b>...</b>	<b>...</b>
<b>OHL TOTALS</b>			<b>103</b>	<b>...</b>	<b>55</b>	<b>55</b>	<b>110</b>	<b>30</b>	<b>115</b>	<b>16</b>	<b>5</b>	<b>12</b>	<b>406</b>	<b>...</b>	<b>11</b>	<b>8</b>	<b>2</b>	<b>10</b>	<b>4</b>





# 64 TREY FIX-WOLANSKY

**POSITION:** Right Wing

**SHOT:** Right

**HEIGHT:** 5'7"

**WEIGHT:** 196

**BORN:** May 26, 1999

**BIRTHPLACE:** Edmonton, Alberta

**RESIDES:** Edmonton, Alberta

@Wally9191

Trey\_Wolansky

**NHL YEAR:** 3rd

**CBJ YEAR:** 3rd

**CONTRACT STATUS:** Signed Through 2024-25 (RFA)

## 2022-23 SEASON

Recorded 1-0-1 and 19 shots on goal in nine games with the Blue Jackets... Set AHL career highs with 29-42-71, 11 power play goals and 224 shots on goal in 61 games with Cleveland... Ranked fourth-T in the AHL in points-per-game (1.16; min. 25 GP) and seventh in points and shots on goal, eighth-T in assists and 11th-T in goals... Named to the AHL's 2022-23 Second All-Star Team... Recorded 20 multi-point efforts, including three four-point games and one five-point game on Nov. 18, 2022 at Laval (2-3-5).

## CAREER HIGHLIGHTS

**2021-22:** Made his NHL debut, recording 1-1-2 in six games... Became the sixth player in club history to record a goal in his NHL debut with a goal on Feb. 8 at Washington... Spent the majority of the season with Cleveland (AHL) and totaled 15-18-33 and 59 penalty minutes in 53 contests... Finished fourth-T on the team in goals...

**2020-21:** Recorded 4-5-9 with four power play goals and 27 shots in nine outings with Cleveland before suffering a season-ending injury (torn ACL)... Ranked third on the team in power play goals and sixth-T in goals... **2019-20:** Led Cleveland rookies in goals, assists and points and ranked second in penalty minutes with 12-14-26 and 32 penalty minutes in 43 games... Recorded six multi-point efforts, including a season-high three points on Feb. 22 at Rochester (1-2-3)... **2018-19:** Ranked second-T in the Western Hockey League in assists and fourth-T in points with 37-65-102 in 65 games with the Edmonton Oil Kings... Named WHL Eastern Conference Player of the Year and to the conference's First All-Star Team... Served as the Oil Kings' captain and captured the club's Top Scorer and MVP awards... Recorded 31 multi-point outings (17 with three or more points)... Made his pro debut at the end of the season, collecting 1-1-2 in three Calder Cup Playoffs games with the Cleveland Monsters...

**2017-18:** Finished 12th in the WHL in assists and 18th in points with 32-57-89 and 81 penalty minutes in 71 games with Edmonton... Led the club in goals, assists and points and ranked third in penalty minutes... **2016-17:** Tallied 24-30-54 and 69 penalty minutes in 70 contests with the Oil Kings (WHL)... Ranked second on the team in goals, assists and points... **2015-16:** Recorded 16-15-31 and 71 PIM in 51 games with the Spruce Grove Saints of the Alberta Junior Hockey League... Ranked third on the team in the postseason with 5-9-14 in 14 contests... Made the AJHL (North) All-Rookie Team.

## PERSONAL

Nickname is "Fixy"... Started playing hockey at the age of three and grew up idolizing Sidney Crosby... Would be a professional golfer if he wasn't playing hockey... His favorite road city in the NHL is Boston and his favorite arena is Madison Square Garden (New York)... One thing most people might not know about him is that he is an only child... His favorite foods are chicken parm, steak and pizza... Would attend the Ryder Cup if he could attend any sporting event in the world.

## CAREER TRANSACTIONS

Signed a two-year, two-way NHL/AHL contract extension with the Blue Jackets on June 27, 2023... Signed a one-year, two-way NHL/AHL contract with Columbus on July 23, 2022... Signed a three-year entry-level contract with the Blue Jackets on Mar. 15, 2019... Columbus' seventh round pick, 204th overall, at the 2017 NHL Draft.



PLAYER PERSONNEL

## CAREER RECORD

## REGULAR SEASON

## PLAYOFFS

YEAR	TEAM	LEAGUE	GP	TOI	G	A	PTS	+/-	PIM	PP	SH	GW	S	S%	GP	G	A	PTS	PIM
2015-16	Spruce Grove	AJHL	51	n/a	16	15	31	0	74	3	0	4	n/a	n/a	14	5	9	14	8
2016-17	Edmonton	WHL	70	n/a	24	30	54	-16	69	10	0	2	n/a	n/a	...	...	...	...	...
2017-18	Edmonton	WHL	71	n/a	32	57	89	-15	81	11	1	5	n/a	n/a	...	...	...	...	...
2018-19	Edmonton	WHL	65	n/a	37	65	102	36	52	9	1	6	n/a	n/a	16	6	8	14	14
	Cleveland	AHL	...	...	...	...	...	...	...	...	...	...	...	...	3	1	1	2	0
2019-20	Cleveland	AHL	43	n/a	12	14	26	-11	32	5	0	3	87	13.8	...	...	...	...	...
2020-21	Cleveland	AHL	9	n/a	4	5	9	-6	2	4	0	1	27	14.8	...	...	...	...	...
2021-22	Columbus	NHL	6	6:17	1	1	2	-1	0	0	0	0	5	20.0	...	...	...	...	...
	Cleveland	AHL	53	n/a	15	18	33	-8	59	2	0	0	162	9.3	...	...	...	...	...
2022-23	Columbus	NHL	9	12:57	1	0	1	-5	0	0	0	0	19	5.3	...	...	...	...	...
	Cleveland	AHL	61	n/a	29	42	71	-5	40	11	0	2	224	12.9	...	...	...	...	...
<b>CBJ/NHL TOTALS</b>			<b>15</b>	<b>10:17</b>	<b>2</b>	<b>1</b>	<b>3</b>	<b>-6</b>	<b>0</b>	<b>0</b>	<b>0</b>	<b>0</b>	<b>24</b>	<b>8.3</b>	...	...	...	...	...
<b>AHL TOTALS</b>			<b>166</b>	...	<b>60</b>	<b>79</b>	<b>139</b>	<b>-30</b>	<b>133</b>	<b>22</b>	<b>0</b>	<b>9</b>	<b>500</b>	<b>12.0</b>	<b>3</b>	<b>1</b>	<b>1</b>	<b>2</b>	<b>0</b>
<b>WHL TOTALS</b>			<b>206</b>	...	<b>93</b>	<b>152</b>	<b>245</b>	<b>5</b>	<b>202</b>	<b>39</b>	<b>2</b>	<b>13</b>	...	...	<b>16</b>	<b>6</b>	<b>8</b>	<b>14</b>	<b>14</b>
<b>AJHL TOTALS</b>			<b>51</b>	...	<b>16</b>	<b>15</b>	<b>31</b>	<b>0</b>	<b>74</b>	<b>3</b>	<b>0</b>	<b>4</b>	...	...	<b>14</b>	<b>5</b>	<b>9</b>	<b>8</b>	<b>8</b>





# 16 BRENDAN GAUNCE

**POSITION:** Center  
**SHOT:** Left  
**HEIGHT:** 6'3"  
**WEIGHT:** 220

**BORN:** March 25, 1994  
**BIRTHPLACE:** Sudbury, Ontario  
**RESIDES:** Stouffville, Ontario  
[X @BrendanGaunce16](#)

**NHL YEAR:** 8th

**CBJ YEAR:** 3rd

**CONTRACT STATUS:** Signed Through 2023-24 (UFA)

## 2022-23 SEASON

Posted 0-1-1 in five games with Columbus... Added 7-11-18 with five multi-point efforts in 17 AHL contests with Cleveland.

## CAREER HIGHLIGHTS

**2021-22:** Set NHL career highs in goals and points with 5-2-7 in 30 games with Columbus... Notched his first career two-assist and three-point game on Feb. 20 vs. Buffalo (2-1-3)... Made his CBJ debut on Feb. 8 at Washington and tallied his first goal two days later at Buffalo (Dustin Tokarski)... Ranked second on Cleveland in points-per-game (.72) with 16-12-28 in 39 games... **2020-21:** Spent the campaign with Vaxjo in the Swedish Hockey League, collecting 5-7-12 in 18 games... Helped the club win the league championship... **2019-20:** Played the majority of the campaign with Providence (AHL) and recorded 18-19-37 in 52 outings... Ranked third on the club in goals and points (tied)... **2018-19:** Notched 1-2-3 in three games with Vancouver... Added 16-22-38 in 60 AHL appearances with Utica... **2017-18:** Registered 4-2-6 in 37 contests with the Canucks... **2016-17:** Set career highs in assists, penalty minutes and games played with 0-5-5 and 33 penalty minutes in 57 games with Vancouver... **2015-16:** Split the season between Vancouver and the club's AHL affiliate, Utica, combining for 18-21-39 in 66 contests... Skated in his first career NHL game on Oct. 29 at Dallas and notched his first career goal one day later at Arizona (Anders Lindback)... Ranked second on Utica in goals with 17-21-38 in 46 outings... **2014-15:** Made his pro debut, finishing with 11-18-29 in 74 AHL games with Utica... Notched his first pro goal with the game-winner on Oct. 17 at San Antonio (Dan Ellis)... **2013-14:** Split the campaign between Belleville and Erie in the Ontario Hockey League and notched 31-41-72 in 65 games... Served as captain for the Bulls prior to a mid-season trade... **2012-13:** Totaled an OHL career-high 33 goals and added 27 assists and 60 points in 60 games for Belleville... **2011-12:** Had 28-40-68 and 68 PIM in 68 contests with Belleville... Served as captain for the Bulls... Helped Canada win a bronze medal at the 2012 IIHF U18 World Championships with 3-1-4 in seven games... **2010-11:** Made his OHL debut and tallied 11-25-36 in 65 games with Belleville.

## PERSONAL

Nickname is "Gauncer"... Started playing hockey at the age of four and idolized Brendan Shanahan growing up... Would have been an insurance broker if he wasn't playing hockey... His favorite road city in the NHL is New York and his favorite arena is KeyBank Center (Buffalo)... His favorite off-day activities are brunch with his wife, walking his dog and going to a nice dinner... His favorite musical artists are Noah Kahan, Post Malone and Nate Smith... Enjoys golfing, looking into real estate and taking school courses away from the rink.

## CAREER TRANSACTIONS

Signed a two-year, two-way NHL/AHL contract extension with the Blue Jackets on June 18, 2022... Signed a one-year, two-way NHL/AHL contract with Columbus on July 30, 2021... Signed a one-year contract with Vaxjo (SHL) on Jan. 2, 2021... Signed with Boston to a one-year, two-way NHL/AHL contract on July 1, 2019... Signed a two-year contract extension with Vancouver on Aug. 10, 2017... Signed a three-year entry level contract with the Canucks on Aug. 13, 2012... Vancouver's first round pick, 26th overall, at the 2012 NHL Draft.



## CAREER RECORD

## REGULAR SEASON

## PLAYOFFS

YEAR	TEAM	LEAGUE	GP	TOI	G	A	PTS	+/-	PIM	PP	SH	GW	S	S%	GP	G	A	PTS	PIM
2014-15	Utica	AHL	74	n/a	11	18	29	-1	31	2	0	2	154	7.1	21	4	5	9	12
2015-16	Vancouver	NHL	20	12:46	1	0	1	-9	2	0	0	0	34	2.9	...	...	...	...	...
	Utica	AHL	46	n/a	17	21	38	12	16	2	2	3	117	14.5	4	0	0	0	4
2016-17	Vancouver	NHL	57	9:29	0	5	5	-2	33	0	0	0	51	0.0	...	...	...	...	...
	Utica	AHL	4	n/a	2	1	3	0	2	0	0	0	15	13.3	...	...	...	...	...
2017-18	Vancouver	NHL	37	13:19	4	2	6	0	10	1	0	1	55	7.3	...	...	...	...	...
	Utica	AHL	5	n/a	2	1	3	2	0	0	0	0	15	13.3	...	...	...	...	...
2018-19	Vancouver	NHL	3	7:37	1	2	3	3	0	0	0	1	2	50.0	...	...	...	...	...
	Utica	AHL	60	n/a	16	22	38	-2	54	1	3	3	174	9.2	...	...	...	...	...
2019-20	Boston	NHL	1	9:10	0	1	1	1	2	0	0	0	0	0.0	...	...	...	...	...
	Providence	AHL	52	n/a	18	19	37	18	34	5	0	8	110	16.4	...	...	...	...	...
2020-21	Vaxjo	SHL	18	17:11	5	7	12	10	18	1	n/a	0	46	10.9	12	3	4	7	29
2021-22	Columbus	NHL	30	8:06	5	2	7	2	12	0	0	0	44	11.4	...	...	...	...	...
	Cleveland	AHL	39	n/a	16	12	28	-8	28	4	1	2	118	13.6	...	...	...	...	...
2022-23	Columbus	NHL	5	10:28	0	1	1	-1	2	0	0	0	9	0.0	...	...	...	...	...
	Cleveland	AHL	17	n/a	7	11	18	-10	18	3	0	0	63	11.1	...	...	...	...	...
<b>CBJ TOTALS</b>			<b>35</b>	<b>8:26</b>	<b>5</b>	<b>3</b>	<b>8</b>	<b>1</b>	<b>14</b>	<b>0</b>	<b>0</b>	<b>0</b>	<b>53</b>	<b>9.4</b>	...	...	...	...	...
<b>NHL TOTALS</b>			<b>153</b>	<b>10:34</b>	<b>11</b>	<b>13</b>	<b>24</b>	<b>-6</b>	<b>61</b>	<b>1</b>	<b>0</b>	<b>2</b>	<b>195</b>	<b>5.6</b>	...	...	...	...	...
<b>SHL TOTALS</b>			<b>18</b>	<b>17:11</b>	<b>5</b>	<b>7</b>	<b>12</b>	<b>10</b>	<b>18</b>	<b>1</b>	<b>...</b>	<b>0</b>	<b>46</b>	<b>10.9</b>	<b>12</b>	<b>3</b>	<b>4</b>	<b>7</b>	<b>29</b>
<b>AHL TOTALS</b>			<b>297</b>	<b>...</b>	<b>89</b>	<b>105</b>	<b>194</b>	<b>11</b>	<b>183</b>	<b>17</b>	<b>6</b>	<b>18</b>	<b>766</b>	<b>11.6</b>	<b>25</b>	<b>4</b>	<b>5</b>	<b>9</b>	<b>16</b>
<b>OHL TOTALS</b>			<b>258</b>	<b>...</b>	<b>103</b>	<b>133</b>	<b>236</b>	<b>8</b>	<b>211</b>	<b>27</b>	<b>8</b>	<b>6</b>	<b>...</b>	<b>...</b>	<b>41</b>	<b>14</b>	<b>27</b>	<b>41</b>	<b>32</b>

PLAYER PERSONNEL





# 73 JET GREAVES

**POSITION:** Goaltender

**CATCHES:** Left

**HEIGHT:** 6'0"

**WEIGHT:** 191

**BORN:** March 30, 2001

**BIRTHPLACE:** Cambridge, Ontario

**RESIDES:** Cambridge, Ontario

JetGreaves

**NHL YEAR:** 2nd

**CBJ YEAR:** 2nd

**CONTRACT STATUS:** Signed Through 2023-24 (RFA)

## 2022-23 SEASON

Made his NHL debut on Apr. 4 at Toronto, setting a franchise record for most saves (46) and shots faced (49) in a CBJ and NHL debut in a 4-2 loss... Spent majority of the season with Cleveland (AHL), going 19-16-5 with a 3.08 GAA and .899 SV%... Recorded two shutouts with the Monsters (Mar. 25 at Toronto and Apr. 5 at Belleville).

## CAREER HIGHLIGHTS

**2021-22:** Split the season between Cleveland and Kalamazoo (ECHL)... Posted a 12-12-3 record with a 2.84 GAA and .905 SV% in 29 games with the Monsters... Stopped 40 shots in a 2-1 victory on Oct. 23 vs. Belleville in his AHL debut... Turned aside all 31 shots in a 1-0 win on Mar. 25 vs. Charlotte for his first career AHL shutout... Also went 10-5-0 with a .907 SV% in 15 appearances with the K-Wings (ECHL)... **2020-21:** Did not play due to the Ontario Hockey League being shut down for the entire season (COVID-19)... **2019-20:** Spent the season with the Barrie Colts (OHL)... Had a 13-15-2 record with a 3.99 GAA and .888 SV% in 33 games... **2018-19:** Appeared in 27 contests with Barrie and went 7-12-3 with a .911 SV%.

## PERSONAL

Nickname is "Jetter"... Started playing hockey at the age of three and idolized Henrik Lundqvist growing up... Would have been a professional baseball player if he wasn't playing hockey... His uncle, Jamie Macoun, a defenseman, played college hockey at Ohio State (1980-83) and 16 seasons in the NHL with the Flames, Maple Leafs and Red Wings from 1983-99, winning the Stanley Cup with the Flames in 1989 and Red Wings in 1998... His favorite foods are Oreos, Airheads and tiramisu... His top three movies are *The Outsiders*, *Good Will Hunting* and *Shawshank Redemption*... One thing that instantly makes his day better is talking to his family.

## CAREER TRANSACTIONS

Signed a three-year entry level contract through the 2023-24 season with Columbus on February 20, 2022... Signed a two-year AHL contract with Cleveland on July 30, 2021.



PLAYER PERSONNEL

## CAREER RECORD

## REGULAR SEASON

## PLAYOFFS

YEAR	TEAM	LEAGUE	GP	W	L	OT	SO	GA	SA	SV%	GAA	MIN	GP	W-L	SO	GA	SV%	GAA	MIN
2018-19	Barrie	OHL	27	7	12	3	1	79	805	.911	3.36	1,411	...	...	...	...	...	...	...
2019-20	Barrie	OHL	33	13	15	2	2	118	940	.888	3.99	1,773	...	...	...	...	...	...	...
2020-21	Barrie	OHL	DID NOT PLAY DUE TO COVID-19																
2021-22	Cleveland	AHL	29	12	12	3	1	75	718	.905	2.84	1,586	...	...	...	...	...	...	...
	Kalamazoo	ECHL	15	10	5	0	0	43	461	.907	3.05	847	...	...	...	...	...	...	...
2022-23	Columbus	NHL	1	0	1	0	0	3	49	.939	3.05	59	...	...	...	...	...	...	...
	Cleveland	AHL	43	19	16	5	2	124	1,104	.899	3.08	2,419	...	...	...	...	...	...	...
<b>CBJ/NHL TOTALS</b>			<b>1</b>	<b>0</b>	<b>1</b>	<b>0</b>	<b>0</b>	<b>3</b>	<b>49</b>	<b>.939</b>	<b>3.05</b>	<b>59</b>	...	...	...	...	...	...	...
<b>AHL TOTALS</b>			<b>72</b>	<b>31</b>	<b>28</b>	<b>7</b>	<b>3</b>	<b>199</b>	<b>1,822</b>	<b>.902</b>	<b>2.98</b>	<b>4,005</b>	...	...	...	...	...	...	...
<b>ECHL TOTALS</b>			<b>15</b>	<b>10</b>	<b>5</b>	<b>0</b>	<b>0</b>	<b>43</b>	<b>461</b>	<b>.907</b>	<b>3.05</b>	<b>847</b>	...	...	...	...	...	...	...
<b>OHL TOTALS</b>			<b>60</b>	<b>20</b>	<b>27</b>	<b>5</b>	<b>3</b>	<b>197</b>	<b>1,745</b>	<b>.899</b>	<b>3.71</b>	<b>3,184</b>	...	...	...	...	...	...	...





# 55 DAVID JIRICEK

**POSITION:** Defense

**SHOT:** Right

**HEIGHT:** 6'4"

**WEIGHT:** 207

**BORN:** November 28, 2003

**BIRTHPLACE:** Klatovy, Czech Republic

**RESIDES:** Klatovy, Czech Republic

[X @DavidJiricek](#)

[@David\\_Jiricek11](#)

**NHL YEAR:** 2nd

**CBJ YEAR:** 2nd

**CONTRACT STATUS:** Signed Through 2025-26 (RFA)

## 2022-23 SEASON

Skated in four games with Columbus, becoming the second-youngest defenseman to make his NHL debut in club history on Oct. 28 vs. Boston (Rostislav Klesla; 18-years, 200-days on Oct. 7, 2000 vs. Chicago)... Named to the AHL's Top Prospect Team after leading league rookie blueliners in points-per-game (0.69; min. 15 GP) and ranking second-T in assists and third in points with 6-32-38 in 55 games with the Cleveland Monsters... Notched 10 multi-point efforts, including two three-assist games... Made his AHL debut on Oct. 14 vs. Syracuse... Was named the 2023 IIHF World Junior Championships' Best Defenseman and to the All-Star Team after helping Czechia win a silver medal with 3-4-7 in seven games.

## CAREER HIGHLIGHTS

**2021-22:** Collected 5-6-11 and 49 PIM in 29 appearances with HC Plzen in Czechia's top professional league before missing the second half of the season due to a knee injury suffered at the 2022 IIHF World Junior Championships... Ranked second on the team in PIM and finished second among club blueliners in goals and third in points... Returned to collect 1-1-2 in five games with Czechia in the 2022 IIHF World Championships, helping the country win a bronze medal... Served as an alternate captain at the summer IIHF World Junior Championships for Czechia and posted 0-4-4 in seven games... **2020-21:** Registered 3-6-9, 34 PIM and was +13 in 34 appearances with HC Plzen (Czechia)... Skated for Czechia at the 2021 IIHF World Junior Championships and IIHF U18 World Championships, combining for 1-1-2 in nine games... Was named a top three player for his country at the World Junior tournament... **2019-20:** Suited up for four different teams in Czechia during the season... Made his men's professional league debut and skated in four games for HC Plzen (Czechia).

## PERSONAL

Nickname is "Jiri"... Started playing hockey at the age of three and grew up idolizing former Blue Jacket Jaroslav Spacek... Also played soccer, tennis and volleyball while growing up... One thing that instantly makes his day better is drinking coffee... Enjoys watching other sports, movies and TV shows in his free time... His top three foods are pizza, pasta and all Czech food... His favorite TV shows are *Friends* and *Two and a Half Men*.

## CAREER TRANSACTIONS

Signed a three-year entry level contract with the Blue Jackets on July 13, 2022... Columbus' first round pick, sixth overall, at the 2022 NHL Draft.



## CAREER RECORD

YEAR	TEAM	LEAGUE	REGULAR SEASON												PLAYOFFS				
			GP	TOI	G	A	PTS	+/-	PIM	PP	SH	GW	S	S%	GP	G	A	PTS	PIM
2019-20	HC Plzen	Czechia	4	n/a	0	0	0	1	2	n/a	n/a	n/a	n/a	n/a	...	...	...	...	...
	HC Plzen U20	DHL Cup	24	n/a	6	11	17	6	10	n/a	n/a	n/a	n/a	n/a	...	...	...	...	...
2020-21	HC Plzen	Czechia	34	n/a	3	6	9	13	34	n/a	n/a	n/a	n/a	n/a	2	0	1	1	4
2021-22	HC Plzen	Czechia	29	n/a	5	6	11	0	49	n/a	n/a	n/a	n/a	n/a	...	...	...	...	...
2022-23	Columbus	NHL	4	18:04	0	0	0	-4	2	0	0	0	5	0.0	...	...	...	...	...
	Cleveland	AHL	55	n/a	6	32	38	-11	36	4	0	1	101	5.9	...	...	...	...	...
<b>CBJ/NHL TOTALS</b>			<b>4</b>	<b>18:04</b>	<b>0</b>	<b>0</b>	<b>0</b>	<b>-4</b>	<b>2</b>	<b>0</b>	<b>0</b>	<b>0</b>	<b>5</b>	<b>0.0</b>	...	...	...	...	...
<b>AHL TOTALS</b>			<b>55</b>	...	<b>6</b>	<b>32</b>	<b>38</b>	<b>-11</b>	<b>36</b>	<b>4</b>	<b>0</b>	<b>1</b>	<b>101</b>	<b>5.9</b>	...	...	...	...	...
<b>CZECHIA TOTALS</b>			<b>67</b>	...	<b>8</b>	<b>12</b>	<b>20</b>	<b>14</b>	<b>85</b>	...	...	...	...	...	<b>2</b>	<b>0</b>	<b>1</b>	<b>1</b>	<b>4</b>
<b>DHL CUP TOTALS</b>			<b>24</b>	...	<b>6</b>	<b>11</b>	<b>17</b>	<b>6</b>	<b>10</b>	...	...	...	...	...	...	...	...	...	...

PLAYER PERSONNEL





# 62 SAMUEL KNAZKO

**POSITION:** Defense

**SHOT:** Left

**HEIGHT:** 6'1"

**WEIGHT:** 200

**BORN:** August 7, 2002

**BIRTHPLACE:** Trencin, Slovakia

**RESIDES:** Trencin, Slovakia

[X @SamuelKnazko](#)

[@SamuelKnazko](#)



**NHL YEAR:** 2nd

**CBJ YEAR:** 2nd

**CONTRACT STATUS:** Signed Through 2024-25 (RFA)

## 2022-23 SEASON

Made his NHL debut with Columbus at the end of the campaign, appearing in two games on Apr. 13 vs. Pittsburgh and Apr. 14 vs. Buffalo... Also made his AHL debut with Cleveland, notching 1-20-21 in 50 games... Ranked third among the club's defensemen in assists and points.

## CAREER HIGHLIGHTS

**2021-22:** Split time between the Seattle Thunderbirds (WHL), where he had 5-15-20, and TPS U20 (U20 SM-sarja), with whom he notched 4-10-14... Also made his professional debut, skating in one game for TPS in Finland's top professional league... Helped Slovakia win a bronze medal at the 2022 Olympic Games... Played in 13 international games for Slovakia during the season... **2020-21:** Collected 5-10-15 and 22 PIM in 23 games with TPS U20... Served as captain for Slovakia at the 2021 IIHF World Junior Championships, collecting 0-1-1 and 14 PIM in four games... **2019-20:** Registered 7-21-28 in 48 games with TPS U20... Ranked second among club blueliners in goals, assists and points... **2018-19:** Split time between TPS' U18 and junior teams, combining for 3-16-19 in 54 appearances... Named a top-three player for Slovakia at the IIHF U18 World Championships... **2017-18:** Was a Slovakian U20 and U18 champion.

## PERSONAL

Nickname is "Sammy"... Started playing hockey at the age of six and his favorite player was Erik Karlsson growing up... His most memorable moment in hockey was winning a bronze medal with Slovakia at the 2022 Olympic Games... Can speak Slovak, Czech and English... The person he would most like to meet is Lionel Messi... His favorite musical artists are Juice WRLD, Travis Scott and Lil Tjay... Would have been a professional soccer player if he wasn't playing hockey.

## CAREER TRANSACTIONS

Signed a three-year entry level contract with the Blue Jackets on June 9, 2022... Columbus' third round pick, 78th overall, in the 2020 NHL Draft.



PLAYER PERSONNEL

## CAREER RECORD

## REGULAR SEASON

## PLAYOFFS

YEAR	TEAM	LEAGUE	GP	TOI	G	A	PTS	+/-	PIM	PP	SH	GW	S	S%	GP	G	A	PTS	PIM
2017-18	Dukla Trencin U20	Slovakia U20	21	n/a	4	6	10	17	8	n/a	n/a	n/a	n/a	n/a	17	1	5	6	4
2018-19	TPS U20	Jr. SM-Liiga	49	n/a	2	15	17	0	8	n/a	n/a	n/a	n/a	n/a	...	...	...	...	...
2019-20	TPS U20	Jr. SM-Liiga	48	n/a	7	21	28	10	6	n/a	n/a	n/a	n/a	n/a	3	1	0	1	0
2020-21	TPS U20	U20 SM-Sarja	23	n/a	5	10	15	19	22	n/a	n/a	n/a	n/a	n/a	2	0	2	2	2
2021-22	TPS	Liiga	1	13:53	0	0	0	0	0	0	0	0	0	0.0	...	...	...	...	...
	TPS U20	U20 SM-Sarja	15	n/a	4	10	14	6	4	n/a	n/a	n/a	n/a	n/a	...	...	...	...	...
	Seattle	WHL	27	n/a	5	15	20	14	12	1	0	1	45	11.1	25	1	5	6	2
2022-23	Columbus	NHL	2	15:39	0	0	0	0	0	0	0	0	0	0	...	...	...	...	...
	Cleveland	AHL	50	n/a	1	20	21	-15	17	0	0	0	43	2.3	...	...	...	...	...
<b>NHL TOTALS</b>			<b>2</b>	<b>15:39</b>	<b>0</b>	<b>0</b>	<b>0</b>	<b>0</b>	<b>0</b>	<b>0</b>	<b>0</b>	<b>0</b>	<b>0</b>	<b>0</b>	...	...	...	...	...
<b>AHL TOTALS</b>			<b>50</b>	...	<b>1</b>	<b>20</b>	<b>21</b>	<b>-15</b>	<b>17</b>	<b>0</b>	<b>0</b>	<b>0</b>	<b>43</b>	<b>2.3</b>	...	...	...	...	...
<b>LIIGA TOTALS</b>			<b>1</b>	<b>13:53</b>	<b>0</b>	<b>0</b>	<b>0</b>	<b>0</b>	<b>0</b>	<b>0</b>	<b>0</b>	<b>0</b>	<b>0</b>	<b>0.0</b>	...	...	...	...	...
<b>WHL TOTALS</b>			<b>27</b>	...	<b>5</b>	<b>15</b>	<b>20</b>	<b>14</b>	<b>12</b>	<b>1</b>	<b>0</b>	<b>1</b>	<b>45</b>	<b>11.1</b>	<b>25</b>	<b>1</b>	<b>5</b>	<b>6</b>	<b>2</b>





# 67 JAMES MALATESTA

**POSITION:** Left Wing

**SHOT:** Left

**HEIGHT:** 5'9"

**WEIGHT:** 198

**BORN:** May 31, 2003

**BIRTHPLACE:** Pointe-Claire, Quebec

**RESIDES:** Kirkland, Quebec

James.Malatesta

**NHL YEAR:** 1st

**CBJ YEAR:** 1st

**CONTRACT STATUS:** Signed Through 2025-26 (RFA)

## 2022-23 SEASON

Awarded the Stafford Smythe Trophy as the CHL Memorial Cup MVP and named to the Memorial Cup All-Star Team after leading the Quebec Remparts (QMJHL) to the Memorial Cup with 5-0-5 in four games... Also awarded the Guy Lafleur Trophy as the QMJHL Playoffs MVP after finishing tied for the league in goals with 14-6-20 in 18 contests... Notched career highs with 37-29-66, nine power play goals, five game-winning goals, 64 penalty minutes and a +34 plus/minus rating in 55 games with Quebec... Finished second on the team in PPG and third in goals.

## CAREER HIGHLIGHTS

**2021-22:** Made 68 appearances for Quebec, recording 28-25-53 with 49 PIM... Finished third on the team in PIM and fourth in goals, points and GWG (5)... **2020-21:** Registered 10-13-23 in 32 contests with Quebec... Finished second-T on the club in power play goals (4), fourth in goals and points and fifth in assists... **2019-20:** Represented Canada at the U17 IIHF World Hockey Challenge... Recorded 23-22-45 in 59 contests with the Remparts... Led Quebec rookies in goals and points as well as finished second on the team in goals and points and sixth in assists before the regular season was stopped due to COVID.

## PERSONAL

Nickname is "Malzy"... Started playing hockey at the age of four and idolized Brendan Gallagher growing up... His most memorable moment in hockey was winning the 2023 Memorial Cup... The person he would most like to meet is Patrick Mahomes... One thing most people wouldn't know about him is that he plays tennis... His favorite TV shows are *Friends*, *Suits* and *Prison Break*... His favorite vacation spots are Italy and the Dominican Republic.

## CAREER TRANSACTIONS

Signed a three-year entry level contract with the Blue Jackets on Dec. 1, 2022... Drafted by Columbus in the fifth round, 133rd overall, at the 2021 NHL Draft.



PLAYER PERSONNEL

## CAREER RECORD

## REGULAR SEASON

## PLAYOFFS

YEAR	TEAM	LEAGUE	GP	TOI	G	A	PTS	+/-	PIM	PP	SH	GW	S	S%	GP	G	A	PTS	PIM
2019-20	Quebec	QMJHL	59	n/a	23	22	45	-9	29	7	0	0	231	10.0	...	...	...	...	...
2020-21	Quebec	QMJHL	32	n/a	10	13	23	-9	12	4	0	1	115	8.7	6	3	1	4	2
2021-22	Quebec	QMJHL	68	n/a	28	25	53	25	49	6	0	5	269	10.4	12	5	3	8	14
2022-23	Quebec	QMJHL	55	n/a	37	29	66	41	64	9	0	5	218	17.0	18	14	6	20	16
<b>QMJHL TOTALS</b>			<b>214</b>	<b>...</b>	<b>98</b>	<b>89</b>	<b>187</b>	<b>41</b>	<b>154</b>	<b>26</b>	<b>0</b>	<b>11</b>	<b>833</b>	<b>11.8</b>	<b>36</b>	<b>22</b>	<b>10</b>	<b>32</b>	<b>32</b>





# 30 SPENCER MARTIN

**POSITION:** Goaltender  
**CATCHES:** Left  
**HEIGHT:** 6'3"  
**WEIGHT:** 191

**BORN:** June 8, 1995  
**BIRTHPLACE:** Oakville, Ontario  
**RESIDES:** Fenwick, Ontario

X @S\_Marty95 Instagram SpencerMartin30

**NHL YEAR:** 4th **CBJ YEAR:** 1st **CONTRACT STATUS:** Signed Through 2023-24 (UFA)

## 2022-23 SEASON

Set NHL career highs in games played, wins, saves and minutes played after finishing with a 11-15-1 record, 3.99 goals-against average, 723 saves and 1,610 minutes in 29 contests with Vancouver... Posted a 6-1-1 record with a 3.12 GAA and .907 save percentage in eight contests with the Canucks from Oct. 18-Nov. 26... Finished the campaign in Abbotsford, posting a 7-7-2 record with a 2.43 GAA and .916 SV% in 16 AHL outings.

## CAREER HIGHLIGHTS

**2021-22:** Split the season between Vancouver and Abbotsford (AHL)... Went 3-0-3 with a 1.74 GAA and .950 SV% in six outings with the Canucks... Stopped 33-of-34 shots in a 5-1 victory at Winnipeg for his first career NHL win on Jan. 27... Finished the AHL campaign with a 19-4-2 record, 2.43 GAA and .914 SV% in 25 outings with Abbotsford... **2020-21:** Spent the majority of the campaign on Tampa Bay's taxi squad... **2019-20:** Finished with a 12-11-5 record and 3.00 GAA in 33 AHL contests with Syracuse... **2018-19:** Appeared in 23 AHL games with the Colorado Eagles and went 9-10-2 with a .902 SV%... **2017-18:** Finished with a 14-15-4 record in 34 AHL outings with San Antonio... **2016-17:** Made his NHL debut, going 0-2-1 with a .865 SV% in three appearances with the Avalanche... Turned aside 27-of-30 shots in a 3-2 overtime loss in his first career game on Jan. 21, 2017 at San Jose... Set AHL career highs in games played, saves, minutes and wins, posting a 19-26-4 record with a 2.90 GAA, 1,284 saves and 2,812 minutes in 50 games with San Antonio... **2015-16:** Split the campaign between San Antonio (AHL) and Fort Wayne (ECHL), finishing with a 16-16-2 record in 38 games between the clubs... Went 7-7-1 with a 2.65 GAA and .921 SV% in 18 appearances with the AHL's Rampage... Stopped 46-of-47 shots in a 3-1 win for San Antonio in his first AHL contest on Nov. 15 vs. Texas... **2014-15:** Posted a 15-13-1 record with a 2.98 GAA and .921 SV% in 31 OHL appearances with Mississauga... **2013-14:** Finished with OHL career highs in games played and wins, finishing with a 24-33-5 record in 64 outings with the Steelheads... **2012-13:** Went 17-21-4 with a .906 SV% in 46 games with Mississauga... **2011-12:** Made his OHL debut, finishing with a 2-7-1 record and .885 SV% in 15 outings with Mississauga.

## PERSONAL

Nickname is "Marty"... Started playing hockey at the age of four and idolized Curtis Joseph growing up... Has a Golden Retriever named Bodie and a Pomsy named Stormy... Also played baseball, lacrosse and roller hockey while growing up... His favorite musical artist is Drake... His favorite TV show is *The Office* and his favorite movie is *Happy Gilmore*.

## CAREER TRANSACTIONS

Claimed off waivers by Columbus from Vancouver on Sept. 29, 2023... Signed by the Canucks to a two-year contract extension on Apr. 8, 2022... Traded by Tampa Bay to Vancouver in exchange for future considerations on July 31, 2021... Signed by the Lightning to a one-year contract extension on May 3, 2021... Signed by the Lightning to a one-year contract on Oct. 8, 2020... Signed a one-year contract as a free agent with Tampa Bay on July 1, 2019... Re-signed with Colorado to a one-year contract on July 16, 2018... Signed a three-year entry, level contract with the Avalanche on Oct. 8, 2014... Drafted by Colorado in the third round, 63rd overall, at the 2013 NHL Draft.



PLAYER PERSONNEL

## CAREER RECORD

## REGULAR SEASON

## PLAYOFFS

YEAR	TEAM	LEAGUE	GP	W	L	OT	SO	GA	SA	SV%	GAA	MIN	GP	W-L	SO	GA	SV%	GAA	MIN
2011-12	Mississauga	OHL	15	2	7	1	0	50	435	.885	3.98	753	...	...	...	...	...	...	...
2012-13	Mississauga	OHL	46	17	21	4	0	126	1,340	.906	3.02	2,504	2	0-1	0	9	.804	6.01	90
2013-14	Mississauga	OHL	64	24	33	5	3	210	2,073	.899	3.54	3,562	4	0-4	0	18	.901	3.99	270
2014-15	Mississauga	OHL	31	15	13	1	1	85	1,075	.921	2.98	1,713	...	...	...	...	...	...	...
2015-16	San Antonio	AHL	18	7	7	1	3	40	505	.921	2.65	904	...	...	...	...	...	...	...
	Fort Wayne	ECHL	20	9	9	1	2	60	492	.878	3.23	1,113	1	0-0	0	n/a	.688	6.87	n/a
2016-17	Colorado	NHL	3	0	2	1	0	13	96	.865	4.35	179	...	...	...	...	...	...	...
	San Antonio	AHL	50	19	26	4	2	136	1,420	.904	2.90	2,812	...	...	...	...	...	...	...
2017-18	San Antonio	AHL	34	14	15	4	1	96	896	.893	3.10	1,856	...	...	...	...	...	...	...
2018-19	Colorado	AHL	23	9	10	2	3	74	752	.902	3.40	1,305	...	...	...	...	...	...	...
2019-20	Syracuse	AHL	33	12	11	5	0	87	841	.897	3.00	1,742	...	...	...	...	...	...	...
	Orlando	ECHL	4	2	2	0	0	12	142	.915	3.12	231	...	...	...	...	...	...	...
2020-21	Syracuse	AHL	15	7	5	2	0	40	432	.907	2.83	847	...	...	...	...	...	...	...
2021-22	Vancouver	NHL	6	3	0	3	0	11	218	.950	1.74	378	...	...	...	...	...	...	...
	Abbotsford	AHL	25	19	4	2	3	61	712	.914	2.43	1,506	2	0-2	0	5	.938	2.40	125
2022-23	Vancouver	NHL	29	11	15	1	0	107	830	.871	3.99	1,610	...	...	...	...	...	...	...
	Abbotsford	AHL	16	7	7	2	1	39	462	.916	2.43	962	4	2-2	1	8	.929	1.92	250
<b>NHL TOTALS</b>			<b>38</b>	<b>14</b>	<b>17</b>	<b>5</b>	<b>0</b>	<b>131</b>	<b>1,144</b>	<b>.885</b>	<b>3.63</b>	<b>2,168</b>	...	...	...	...	...	...	...
<b>AHL TOTALS</b>			<b>214</b>	<b>94</b>	<b>85</b>	<b>22</b>	<b>13</b>	<b>573</b>	<b>6,020</b>	<b>.905</b>	<b>2.88</b>	<b>11,934</b>	<b>6</b>	<b>2-4</b>	<b>1</b>	<b>13</b>	<b>.932</b>	<b>2.08</b>	<b>375</b>
<b>ECHL TOTALS</b>			<b>24</b>	<b>11</b>	<b>11</b>	<b>1</b>	<b>2</b>	<b>72</b>	<b>634</b>	<b>.886</b>	<b>3.21</b>	<b>1,344</b>	<b>1</b>	<b>0-0</b>	<b>0</b>	...	<b>.688</b>	<b>6.87</b>	...
<b>OHL TOTALS</b>			<b>156</b>	<b>58</b>	<b>72</b>	<b>11</b>	<b>4</b>	<b>471</b>	<b>4,923</b>	<b>.904</b>	<b>3.31</b>	<b>8,532</b>	<b>6</b>	<b>0-5</b>	<b>0</b>	<b>27</b>	<b>.882</b>	<b>4.50</b>	<b>360</b>





# 41 HUNTER McKOWN

**POSITION:** Center

**SHOT:** Right

**HEIGHT:** 6'1"

**WEIGHT:** 198

**BORN:** August 18, 2002

**BIRTHPLACE:** San Jose, California

**RESIDES:** Detroit, Michigan

[X](#) @CaliHunter9

[IG](#) HunterMcKown

**NHL YEAR:** 2nd

**CBJ YEAR:** 2nd

**CONTRACT STATUS:** Signed Through 2024-25 (RFA)

## 2022-23 SEASON

Made his NHL debut with the Blue Jackets at the end of the season, collecting 0-2-2 in 12 appearances... Won at least 50 percent of his faceoffs taken in seven of the 11 games he took a draw... Collected an assist in his first career NHL contest on Mar. 24 vs. the NY Islanders... Served as alternate captain in his junior year at Colorado College, recording career highs with 21-7-28 and 14 PPG in 38 games... Led the NCAA in power play goals and ranked seventh-T in goals... Led the Tigers in goals, points, power play goals, shots (140) and ranked second in penalty minutes (15)... Named to the NCHC All-Academic Team for his third-straight campaign.

## CAREER HIGHLIGHTS

**2021-22:** Registered 13-8-21 with 12 penalty minutes, three game-winning goals and 85 shots in 35 games with Colorado College (NCHC)... Led the club in goals, points, shots (tied) and GWG and ranked second-T in penalty minutes... Named to the NCHC All-Academic Team... Represented the United States at the 2022 IIHF World Junior Championships, posting 0-1-1 in four games... **2020-21:** Tallied 2-4-6 with 23 shots and 16 penalty minutes in 23 games in his freshman campaign at Colorado College (NCHC)... Named to the NCHC All-Academic Team for the first time in his career... **2019-20:** Suited up for the junior and U18 teams at the US National Team Development Program, collecting 1-10-11 and 32 penalty minutes in 54 contests... **2018-19:** Made his debut at the US National Team Development Program and recorded 6-11-17 in 68 games split between the junior and U17 squads.

## PERSONAL

Nicknames are "Hunts" and "Kowner"... Started playing hockey at the age of two and idolized Patrick Kane and Auston Matthews growing up... Has two cats named Wookie and Rocket... One thing most people might not know about him is that he has lived in five different cities... His favorite TV shows are *Peaky Blinders* and *Family Guy*... His favorite musical artists are Drake and EST Gee... Would attend the World Cup Final if he could attend any sporting event in the world.

## CAREER TRANSACTIONS

Signed a two-year entry level contract with the Blue Jackets on Mar. 20, 2023.



## CAREER RECORD

## REGULAR SEASON

## PLAYOFFS

YEAR	TEAM	LEAGUE	GP	TOI	G	A	PTS	+/-	PIM	PP	SH	GW	S	S%	GP	G	A	PTS	PIM
2018-19	US Juniors	USHL	27	n/a	2	4	6	-12	26	0	0	0	n/a	n/a	2	0	0	0	2
	US U17	USDP	41	n/a	4	7	11	n/a	34	n/a	n/a	n/a	n/a	n/a	...	...	...	...	...
2019-20	US Juniors	USHL	16	n/a	1	2	3	1	14	0	0	0	n/a	n/a	...	...	...	...	...
	US U18	USDP	38	n/a	0	8	8	n/a	18	n/a	n/a	n/a	n/a	n/a	...	...	...	...	...
2020-21	Colorado College	NCHC	23	n/a	2	4	6	-7	16	0	0	0	23	8.7	...	...	...	...	...
2021-22	Colorado College	NCHC	35	n/a	13	8	21	-10	29	3	0	3	85	15.3	...	...	...	...	...
2022-23	Colorado College	NCHC	38	n/a	21	7	28	-19	30	14	0	4	142	14.8	...	...	...	...	...
	Columbus	NHL	12	12:14	0	2	2	-4	8	0	0	0	13	0.0	...	...	...	...	...
<b>CBJ/NHL TOTALS</b>			<b>12</b>	<b>12:14</b>	<b>0</b>	<b>2</b>	<b>2</b>	<b>-4</b>	<b>8</b>	<b>0</b>	<b>0</b>	<b>0</b>	<b>13</b>	<b>0.0</b>	...	...	...	...	...
<b>NCAA TOTALS</b>			<b>97</b>	...	<b>36</b>	<b>19</b>	<b>55</b>	<b>-36</b>	<b>75</b>	<b>17</b>	<b>0</b>	<b>7</b>	<b>250</b>	<b>14.4</b>	...	...	...	...	...
<b>USHL TOTALS</b>			<b>43</b>	...	<b>3</b>	<b>6</b>	<b>9</b>	<b>-11</b>	<b>40</b>	<b>0</b>	<b>0</b>	<b>0</b>	...	...	...	...	...	...	...

PLAYER PERSONNEL





# 72 CARSON MEYER



**POSITION:** Right Wing

**SHOT:** Right

**HEIGHT:** 5'11"

**WEIGHT:** 193

**BORN:** August 18, 1997

**BIRTHPLACE:** Powell, Ohio

**RESIDES:** Hilliard, Ohio

[X](#) @72CMeys

[IG](#) 72CMeys

**NHL YEAR:** 3rd

**CBJ YEAR:** 3rd

**CONTRACT STATUS:** Signed Through 2023-24 (RFA)

## 2022-23 SEASON

Recorded 0-1-1 in 14 games with the Blue Jackets... Added 9-17-26 with 36 penalty minutes, five power play goals, three game-winning goals and 86 shots on goal in 34 games with Cleveland (AHL)... Set a career-high in assists and GWG... Registered his first career AHL four-point game on Nov. 18 at Laval (1-3-4).

## CAREER HIGHLIGHTS

**2021-22:** Made his NHL debut on Apr. 4 vs. Boston and registered his first career goal and multi-point game a day later at Philadelphia (1-1-2; Carter Hart)... Posted 16-11-27 with 63 penalty points in 56 games with Cleveland... Tied for the team lead in goals and shorthanded goals and finished fourth in PIM... **2020-21:** Made his pro debut, notching 9-11-20 and 13 penalty minutes in 26 games with Cleveland... Ranked second among club rookies in goals and points... Tallied two goals in his first AHL game on Feb. 22 at Rockford (Matt Tomkins)... **2019-20:** Set collegiate career highs in goals and points with 17-14-31 in 35 appearances in his senior campaign at the Ohio State University (Big Ten)... Led the team in goals and ranked second in assists (tied) and points... Ranked 10th among NCAA seniors in goals... **2018-19:** Collected 9-13-22 in 36 contests in his first season at Ohio State... Finished third-T on the team in points and fourth-T in goals... **2017-18:** Registered 6-4-10 and 48 penalty minutes in 34 outings at Miami University (NCHC) in his sophomore campaign... Ranked second on the team in penalty minutes... **2016-17:** Made his collegiate debut, notching 10-16-26 in 32 games at Miami University... Ranked 19th among NCAA freshmen in scoring... Finished third on Miami in goals and fourth in assists and points... **2015-16:** Recorded 32-19-51 in 56 contests with the USHL's Tri-City Storm... Finished fourth-T in the league in goals and 15th in points... **2014-15:** Made his USHL debut, skating in two games with Tri-City... Spent majority of the campaign with the 18U AAA Blue Jackets and racked up 21-30-51 in 32 outings... Led the team in assists and points and ranked second in goals.

## PERSONAL

Nickname is "Cars"... He and his wife, Samantha, have a Golden Retriever named Gus... Started playing hockey at the age of three and idolized Rick Nash growing up... Would have been in investment management if he wasn't playing hockey... One thing most people wouldn't know about him is that he has a master's degree... His favorite TV

shows are *The Office*, *Love Island* and *Impractical Jokers*... Some of his favorite things to do around Columbus are going to the Zoo, Lynd Fruit Farm and Coffee Connections.

## CAREER TRANSACTIONS

Signed a one-year, two-way NHL/AHL contract extension with the Blue Jackets on June 23, 2023... Signed a one-year, two-way NHL/AHL contract extension with Columbus on July 2, 2022... Signed a one-year entry level contract with the Blue Jackets on Apr. 17, 2021... Signed a one-year AHL contract with Cleveland on Oct. 22, 2020... Columbus' sixth-round pick, 179th overall, at the 2017 NHL Draft.



PLAYER PERSONNEL

## CAREER RECORD

## REGULAR SEASON

## PLAYOFFS

YEAR	TEAM	LEAGUE	GP	TOI	G	A	PTS	+/-	PIM	PP	SH	GW	S	S%	GP	G	A	PTS	PIM
2014-15	Tri-City	USHL	2	n/a	0	1	1	0	0	0	0	0	3	0.0	...	...	...	...	...
2015-16	Tri-City	USHL	56	n/a	32	19	51	10	47	8	0	2	171	18.7	11	5	6	11	4
2016-17	Miami (OH)	NCHC	32	n/a	10	16	26	-2	14	1	0	0	61	16.4	...	...	...	...	...
2017-18	Miami (OH)	NCHC	34	n/a	6	4	10	-22	48	2	0	1	52	11.5	...	...	...	...	...
2018-19	Ohio St.	Big Ten	36	n/a	9	13	22	4	26	4	0	1	82	11.0	...	...	...	...	...
2019-20	Ohio St.	Big Ten	26	n/a	14	11	25	3	22	8	0	2	68	20.6	...	...	...	...	...
2020-21	Cleveland	AHL	26	n/a	9	11	20	-2	13	5	0	0	69	13.0	...	...	...	...	...
2021-22	Columbus	NHL	13	8:14	1	2	3	0	6	0	0	0	13	7.7	...	...	...	...	...
	Cleveland	AHL	57	n/a	16	11	27	-15	63	2	3	2	130	12.3	...	...	...	...	...
2022-23	Columbus	NHL	14	9:43	0	1	1	-2	6	0	0	0	17	0.0	...	...	...	...	...
	Cleveland	AHL	34	n/a	9	17	26	6	36	5	0	3	86	10.5	...	...	...	...	...
<b>CBJ/NHL TOTALS</b>			<b>27</b>	<b>9:00</b>	<b>1</b>	<b>3</b>	<b>4</b>	<b>-2</b>	<b>12</b>	<b>0</b>	<b>0</b>	<b>0</b>	<b>30</b>	<b>3.3</b>	...	...	...	...	...
<b>AHL TOTALS</b>			<b>117</b>	...	<b>34</b>	<b>39</b>	<b>73</b>	<b>-11</b>	<b>112</b>	<b>12</b>	<b>3</b>	<b>5</b>	<b>285</b>	<b>11.9</b>	...	...	...	...	...
<b>NCAA TOTALS</b>			<b>137</b>	...	<b>42</b>	<b>47</b>	<b>89</b>	<b>-12</b>	<b>114</b>	<b>15</b>	<b>0</b>	<b>4</b>	<b>263</b>	<b>16.0</b>	...	...	...	...	...
<b>USHL TOTALS</b>			<b>58</b>	...	<b>32</b>	<b>20</b>	<b>52</b>	<b>10</b>	<b>47</b>	<b>8</b>	<b>0</b>	<b>2</b>	<b>174</b>	<b>18.4</b>	<b>11</b>	<b>5</b>	<b>6</b>	<b>11</b>	<b>4</b>





# 82 MIKAEL PYYHTIA

**POSITION:** Left Wing

**SHOT:** Left

**HEIGHT:** 6'0"

**WEIGHT:** 174

**BORN:** December 17, 2001

**BIRTHPLACE:** Turku, Finland

**RESIDES:** Turku, Finland

MikaelPyyhtia

**NHL YEAR:** 2nd

**CBJ YEAR:** 2nd

**CONTRACT STATUS:** Signed Through 2024-25 (RFA)

## 2022-23 SEASON

Made his NHL debut with Columbus at the end of the campaign, recording 0-1-1 in two games... Collected an assist in his first NHL game on Apr. 13 vs. Pittsburgh... Also made his AHL debut with Cleveland, posting 3-0-3 in seven appearances... Spent the majority of the season with TPS in Liiga in Finland, collecting 7-13-20 in 47 games.

## CAREER HIGHLIGHTS

**2021-22:** Spent the season with TPS (Liiga) and notched 21-14-35, seven power play goals and four game-winning goals in 56 contests... Led the team in goals and finished second in points and sixth in assists... Finished fifth-T in the Liiga in goals, ninth-T in PPG and 11th-T in GWG... Led players 20-years-old or younger in goals and ranked second in points and GWG (tied)... Racked up 8-5-13 in 18 playoff appearances to help the club to the Liiga final... Was tied for the league lead in playoff goals and ranked fourth in points... **2020-21:** Split the season between TPS and its junior team, combining for 12-14-26 in 51 appearances... Notched 3-4-7 in 35 regular season contests with TPS and helped the team reach the Liiga final... Finished sixth in goals for TPS U20 with 9-10-19 in 16 games... **2019-20:** Made his Liiga debut, collecting 0-1-1 in two appearances with TPS... Spent the majority of the season with TPS U20 and went 11-30-41 in 43 contests... Finished second on the team in assists, third in points and sixth in goals.

## PERSONAL

Nickname is "Pyne"... Started playing hockey at the age of three and idolized Patrick Kane growing up... The person he would most like to meet is Tiger Woods... If he could attend one sport event in the world it would be the UEFA Champions League Final... His all-time athletes are Tiger Woods, Michael Jordan and Usain Bolt... His top three foods are hamburger, pizza and Finnish salmon.

## CAREER TRANSACTIONS

Signed a three-year entry level contract with the Blue Jackets on May 5, 2022... Columbus' fourth round pick, 114th overall, at the 2020 NHL Draft.



## CAREER RECORD

## REGULAR SEASON

## PLAYOFFS

YEAR	TEAM	LEAGUE	GP	TOI	G	A	PTS	+/-	PIM	PP	SH	GW	S	S%	GP	G	A	PTS	PIM
2018-19	TPS U20	Jr. SM-Liiga	30	n/a	7	9	16	4	25	n/a	n/a	n/a	n/a	n/a	...	...	...	...	...
2019-20	TPS	Liiga	2	12:29	0	1	1	0	0	0	0	0	5	0.0	...	...	...	...	...
	TPS U20	Jr. SM-Liiga	42	n/a	11	30	41	13	8	n/a	n/a	n/a	n/a	n/a	...	...	...	...	...
2020-21	TPS	Liiga	35	14:06	3	4	7	3	4	0	0	0	70	4.3	13	1	4	5	4
	TPS U20	Jr. SM-Sarja	16	n/a	9	10	19	12	4	n/a	n/a	n/a	n/a	n/a	...	...	...	...	...
2021-22	TPS	Liiga	56	15:00	21	14	35	8	6	7	0	0	150	14.0	18	8	5	13	8
2022-23	TPS	Liiga	47	16:10	7	13	20	-10	16	1	0	1	187	3.7	3	0	2	2	0
	Columbus	NHL	2	13:32	0	1	1	-2	2	0	0	0	2	0.0	...	...	...	...	...
	Cleveland	AHL	7	n/a	3	0	3	0	0	1	0	1	10	30.0	...	...	...	...	...
<b>CBJ/NHL TOTALS</b>			<b>2</b>	<b>13:32</b>	<b>0</b>	<b>1</b>	<b>1</b>	<b>-2</b>	<b>2</b>	<b>0</b>	<b>0</b>	<b>0</b>	<b>2</b>	<b>0.0</b>	...	...	...	...	...
<b>AHL TOTALS</b>			<b>7</b>	...	<b>3</b>	<b>0</b>	<b>3</b>	<b>0</b>	<b>0</b>	<b>1</b>	<b>0</b>	<b>1</b>	<b>10</b>	<b>30.0</b>	...	...	...	...	...
<b>LIIGA TOTALS</b>			<b>140</b>	...	<b>31</b>	<b>32</b>	<b>63</b>	<b>71</b>	<b>26</b>	<b>8</b>	<b>0</b>	<b>1</b>	<b>412</b>	<b>7.52</b>	<b>34</b>	<b>9</b>	<b>11</b>	<b>20</b>	<b>12</b>
<b>JR. SM-LIIGA TOTALS</b>			<b>88</b>	...	<b>27</b>	<b>49</b>	<b>76</b>	<b>29</b>	<b>37</b>	...	...	...	...	...	...	...	...	...	...

PLAYER PERSONNEL





# 81 STANISLAV SVOZIL

**POSITION:** Defense  
**SHOT:** Left  
**HEIGHT:** 6'0"  
**WEIGHT:** 192

**BORN:** January 17, 2003  
**BIRTHPLACE:** Prerov, Czech Republic  
**RESIDES:** Troubky, Czech Republic  
 Svozka22

**NHL YEAR:** 2nd      **CBJ YEAR:** 2nd      **CONTRACT STATUS:** Signed Through 2025-26 (RFA)

## 2022-23 SEASON

Made his NHL debut with Columbus at the end of the campaign, recording 0-1-1 in two games... Collected an assist in his first NHL game on Apr. 13 vs. Pittsburgh... Also collected two assists in his first AHL game on Apr. 15 at Rochester... Spent the majority of the season with the WHL's Regina Pats where he notched 11-67-78 with a +27 plus/minus rating in 56 games... Named to the CHL Third All-Star Team and the WHL (East) First All-Star Team after leading WHL blueliners in PP points (39) and ranking second in assists and third in points... Ranked second on the club in assists and plus/minus rating... Added 4-9-13 in seven playoff games with the Pats... Helped Czechia claim silver at the IIHF World Junior Championships with 1-7-8 in seven games.

## CAREER HIGHLIGHTS

**2021-22:** Made his WHL debut with Regina, recording 10-31-41 in 59 appearances... Finished fourth on the club in assists and sixth in points... Represented Czechia at the 2022 IIHF World Junior Championships, posting 1-2-3 in six games... **2020-21:** Collected 1-2-3 in 30 games with HC Kometa Brno (Czechia)... Appeared in three games for HC Zubr Prerov (Czechia2), posting 1-1-2... **2019-20:** Spent majority of the season with HC Kometa Brno, registering 2-3-5 in 41 games... Named the Czech Extraliga Rookie of the Year... Helped Czechia earn bronze at the U17 IIHF World Junior Championships with 0-4-4 in six games.

## PERSONAL

Nickname is "Svozka"... Started playing hockey at the age of five and idolized his dad, Stanislav, growing up... Has two dogs named Bart and Bella... Would have been a fisherman if he wasn't playing hockey... His favorite movies are the Star Wars series... His top three all-time athletes are Lionel Messi, Wayne Gretzky and Roger Federer... Also enjoys watching and playing soccer, tennis and floorball.

## CAREER TRANSACTIONS

Signed a three-year entry level contract with the Blue Jackets on Aug. 13, 2021... Columbus' third round pick, 69th overall, at the 2021 NHL Draft.



PLAYER PERSONNEL

## CAREER RECORD

YEAR	TEAM	LEAGUE	REGULAR SEASON													PLAYOFFS				
			GP	TOI	G	A	PTS	+/-	PIM	PP	SH	GW	S	S%	GP	G	A	PTS	PIM	
2019-20	HC Kometa Brno	Czech	41	13:51	2	3	5	-1	8	0	0	0	n/a	n/a	...	...	...	...	...	
	HC Kometa U20	DHL Cup	10	n/a	1	5	6	-6	2	n/a	n/a	n/a	n/a	n/a	...	...	...	...	...	
2020-21	HC Kometa Brno	Czech	30	13:28	1	2	3	-6	8	0	0	0	n/a	n/a	8	0	0	0	8	
	HC Prerov	Czech2	3	n/a	1	1	2	1	2	n/a	n/a	n/a	n/a	n/a	...	...	...	...	...	
2021-22	Regina	WHL	59	n/a	10	31	41	-14	23	4	0	0	150	n/a	...	...	...	...	...	
2022-23	Regina	WHL	56	n/a	11	67	78	27	24	3	0	1	157	n/a	7	4	9	13	0	
	Columbus	NHL	2	20:07	0	1	1	-3	2	0	0	0	3	0.0	...	...	...	...	...	
	Cleveland	AHL	1	n/a	0	2	2	2	0	0	0	0	2	0.0	...	...	...	...	...	
<b>CBJ/NHL TOTALS</b>			<b>2</b>	<b>20:07</b>	<b>0</b>	<b>1</b>	<b>1</b>	<b>-3</b>	<b>2</b>	<b>0</b>	<b>0</b>	<b>0</b>	<b>3</b>	<b>0.0</b>	...	...	...	...	...	
<b>AHL TOTALS</b>			<b>1</b>	...	<b>0</b>	<b>2</b>	<b>2</b>	<b>2</b>	<b>0</b>	<b>0</b>	<b>0</b>	<b>0</b>	<b>2</b>	<b>0.0</b>	...	...	...	...	...	
<b>CZECH TOTALS</b>			<b>71</b>	<b>13:42</b>	<b>3</b>	<b>5</b>	<b>8</b>	<b>-7</b>	<b>16</b>	<b>0</b>	<b>0</b>	<b>0</b>	...	...	...	...	...	...	...	
<b>WHL TOTALS</b>			<b>115</b>	...	<b>21</b>	<b>98</b>	<b>119</b>	<b>13</b>	<b>47</b>	<b>7</b>	<b>0</b>	<b>1</b>	<b>307</b>	...	<b>7</b>	<b>4</b>	<b>9</b>	<b>13</b>	<b>0</b>	





# 6 BILLY SWEEZEY

**POSITION:** Defense

**SHOT:** Right

**HEIGHT:** 6'1"

**WEIGHT:** 204

**BORN:** February 6, 1996

**BIRTHPLACE:** Hanson, Massachusetts

**RESIDES:** Hanson, Massachusetts



**NHL YEAR:** 2nd

**CBJ YEAR:** 2nd

**CONTRACT STATUS:** Signed Through 2023-24 (UFA)

## 2022-23 SEASON

Recorded 0-1-1 in nine games with Columbus after making his NHL debut on Feb. 26 at Minnesota... Collected his first NHL point with an assist on Apr. 2 vs. Ottawa... Added 0-11-11 with 70 penalty minutes in 56 AHL appearances with Cleveland... Ranked second on the Monsters in penalty minutes.

## CAREER HIGHLIGHTS

**2021-22:** Collected 4-7-11 with 114 penalty minutes, 64 shots on goal in 70 games with Cleveland... Ranked 13th-T in the AHL in penalty minutes... Led the club in PIM and ranked fourth in plus/minus rating... Set career highs in games-played, goals, assists, points and PIM... Scored his first career AHL goal in his Monsters debut on Oct. 22 at Belleville... **2020-21:** Made his pro debut with Wilkes-Barre/Scranton, posting 0-4-4 with 26 PIM and a +2 plus/minus rating in 22 appearances... Ranked third on the team in PIM... **2019-20:** Skated in all 32 games in his senior year at Yale, posting 0-8-8 with 47 PIM... Named to the ECAC All-Academic Team... **2018-19:** Recorded 1-4-5 with 26 PIM and a +2 plus/minus rating in 32 games at Yale... Named to the ECAC All-Academic Team... **2017-18:** Registered 1-9-10 with 46 PIM and a +4 plus/minus rating in 30 games as a sophomore at Yale... Ranked second among the club's defensemen in points... Recorded a three-game point streak from Feb. 3-10 (1-2-3)... Named to the ECAC All-Academic Team... **2016-17:** Played in all 33 games as a freshman at Yale, collecting 1-5-6 with 40 PIM and a +13 plus/minus rating... Scored his first collegiate career goal and added an assist on Jan. 20 at Dartmouth... Led the club in plus/minus rating... Named to the ECAC All-Academic Team... **2015-16:** Recorded 3-1-4 with 131 PIM and a +10 plus/minus rating in 55 games with the Chicago Steel of the USHL... Tied for the team lead in plus/minus rating and ranked second in penalty minutes... **2014-15:** Appeared in three games for the Dubuque Fighting Saints, tallying four PIM.

## PERSONAL

Nickname is "Sweeze"... Started playing hockey at the age of three and idolized Brooks Orpik growing up... His mom and dad both played hockey at Providence College... His most memorable moment in hockey was playing a tournament in Russia with his USHL team... One thing most people wouldn't know about him is that he is scared of escalators... The person he would be like to meet is Tom Brady... His top three musical artists are Kings of Leon, Noah Kahan and Jake Owen.

## CAREER TRANSACTIONS

Signed a two-year, two-way NHL/AHL contract with the Blue Jackets on Mar. 7, 2022 beginning in 2022-23... Signed AHL contract with Cleveland on June 12, 2021.



## CAREER RECORD

## REGULAR SEASON

## PLAYOFFS

YEAR	TEAM	LEAGUE	GP	TOI	G	A	PTS	+/-	PIM	PP	SH	GW	S	S%	GP	G	A	PTS	PIM
2014-15	Dubuque	USHL	3	...	0	0	0	-2	4	0	0	0	0	n/a	...	...	...	...	...
2015-16	Chicago	USHL	55	...	3	1	4	10	131	0	0	2	51	n/a	...	...	...	...	...
2016-17	Yale Univ.	ECAC	33	...	1	5	6	13	40	0	0	0	28	n/a	...	...	...	...	...
2017-18	Yale Univ.	ECAC	30	...	1	9	10	4	46	0	0	0	27	n/a	...	...	...	...	...
2018-19	Yale Univ.	ECAC	32	...	1	4	5	2	26	0	0	0	22	n/a	...	...	...	...	...
2019-20	Yale Univ.	ECAC	32	...	0	8	8	-3	47	0	0	0	24	n/a	...	...	...	...	...
2020-21	Wilkes-Barre/Scranton	AHL	22	...	0	4	4	2	26	0	0	0	12	0.0	...	...	...	...	...
2021-22	Cleveland	AHL	70	...	4	7	11	3	114	0	0	1	64	6.3	...	...	...	...	...
2022-23	Columbus	NHL	9	17:07	0	1	1	-3	9	0	0	0	3	0.0	...	...	...	...	...
	Cleveland	AHL	56	n/a	0	11	11	-14	70	0	0	0	49	0.0	...	...	...	...	...
	<b>CBJ/NHL TOTALS</b>		<b>9</b>	<b>17:07</b>	<b>0</b>	<b>1</b>	<b>1</b>	<b>-3</b>	<b>9</b>	<b>0</b>	<b>0</b>	<b>0</b>	<b>3</b>	<b>0.0</b>	...	...	...	...	...
	<b>AHL TOTALS</b>		<b>148</b>	...	<b>4</b>	<b>22</b>	<b>26</b>	<b>-9</b>	<b>210</b>	<b>0</b>	<b>0</b>	<b>1</b>	<b>125</b>	<b>3.2</b>	...	...	...	...	...
	<b>NCAA TOTALS</b>		<b>127</b>	...	<b>3</b>	<b>26</b>	<b>29</b>	<b>16</b>	<b>159</b>	<b>0</b>	<b>0</b>	<b>0</b>	<b>101</b>	...	...	...	...	...	...
	<b>USHL TOTALS</b>		<b>58</b>	...	<b>3</b>	<b>1</b>	<b>4</b>	<b>10</b>	<b>135</b>	<b>0</b>	<b>0</b>	<b>2</b>	<b>51</b>	...	...	...	...	...	...

PLAYER PERSONNEL





# 10 DMITRI VORONKOV

**POSITION:** Left Wing  
**SHOT:** Left  
**HEIGHT:** 6'5"  
**WEIGHT:** 240

**BORN:** September 10, 2000  
**BIRTHPLACE:** Angarsk, Russia  
**RESIDES:** Angarsk, Russia  
 Voronkov\_10

**NHL YEAR:** 1st

**CBJ YEAR:** 1st

**CONTRACT STATUS:** Signed Through 2024-25 (RFA)

## 2022-23 SEASON

Recorded 18-13-31 with 51 penalty minutes and seven power play goals in 54 games with AK Bars Kazan in Russia's KHL... Ranked third on the club in goals and fourth in PIM.

## CAREER HIGHLIGHTS

**2021-22:** Registered 7-5-12 with 36 PIM in 38 contests with AK Bars Kazan... Helped the Olympic Athletes of Russia earn a silver medal at the 2022 Olympic Games, posting 0-1-1 and 29 PIM in six games... **2020-21:** Notched 7-12-19 with 41 PIM in 53 KHL games with AK Bars Kazan... Added 6-4-10 in 15 playoff appearances, leading the club in points and goals (tied)... **2019-20:** Collected 5-7-12 with 29 PIM in 34 KHL contests with AK Bars Kazan... Helped Russia claim a silver medal at the 2020 IIHF World Junior Championships and was named a Top Three Player on the team after finishing with 3-4-7 in 7 games... **2018-19:** Made his KHL debut with AK Bars Kazan, appearing in three games... Added 7-7-14 with 49 PIM in 50 contests with Bars Kazan (VHL) to rank second on the club in penalty minutes... **2017-18:** Made his professional debut with Yermak Angarsk (VHL), appearing in 14 games... Added 27-23-50 with 50 PIM in 19 contests with Yermak Angarsk's U18 club... **2016-17:** Notched 35-16-51 in 37 games with Yermak Angarsk's U18 club.

## PERSONAL

Nickname is "Vorny"... Started playing hockey at the age of six and grew up idolizing Alex Ovechkin... His favorite sport is soccer... His favorite athlete of all-time is Lionel Messi... His favorite food is a good burger.

## CAREER TRANSACTIONS

Signed a two-year entry level contract with the Blue Jackets on May 4, 2023... Columbus' fourth round pick, 114th overall, at the 2019 NHL Draft.



PLAYER PERSONNEL

## CAREER RECORD

## REGULAR SEASON

## PLAYOFFS

YEAR	TEAM	LEAGUE	GP	TOI	G	A	PTS	+/-	PIM	PP	SH	GW	S	S%	GP	G	A	PTS	PIM
2016-17	Yermak Angarsk	Russia U18	37	n/a	35	16	51	n/a	24	n/a	n/a	n/a	n/a	n/a	...	...	...	...	...
2017-18	Yermak Angarsk	VHL	14	3:35	0	0	0	-3	6	0	0	0	5	0.0	...	...	...	...	...
2018-19	Yermak Angarsk	Russia U18	19	n/a	27	23	50	n/a	50	n/a	n/a	n/a	n/a	n/a	...	...	...	...	...
	Ak Bars Kazan	KHL	3	4:02	0	0	0	0	0	0	0	0	2	0.0	1	0	0	0	0
	Bars Kazan	VHL	50	13:54	7	7	14	-3	49	0	0	0	80	8.8	...	...	...	...	...
2019-20	Irbis Kazan	MHL	3	18:15	1	1	2	0	33	0	0	0	10	10.0	...	...	...	...	...
	Ak Bars Kazan	KHL	34	10:49	5	7	12	4	29	2	0	2	47	10.6	4	1	1	2	0
2020-21	AK Bars Kazan	KHL	53	14:44	7	12	19	2	41	2	0	2	115	6.1	15	6	4	10	8
2021-22	AK Bars Kazan	KHL	38	14:55	7	5	12	10	36	1	0	0	90	7.8	6	0	1	1	6
2022-23	AK Bars Kazan	KHL	54	14:52	18	13	31	13	51	7	1	5	109	16.5	24	8	4	12	16
<b>KHL TOTALS</b>			<b>182</b>	<b>13:54</b>	<b>37</b>	<b>37</b>	<b>74</b>	<b>29</b>	<b>157</b>	<b>12</b>	<b>1</b>	<b>9</b>	<b>263</b>	<b>10.2</b>	<b>50</b>	<b>15</b>	<b>10</b>	<b>25</b>	<b>30</b>
<b>VHL TOTALS</b>			<b>64</b>	<b>11:39</b>	<b>7</b>	<b>7</b>	<b>14</b>	<b>-6</b>	<b>55</b>	<b>0</b>	<b>0</b>	<b>0</b>	<b>85</b>	<b>8.2</b>	...	...	...	...	...
<b>MHL TOTALS</b>			<b>3</b>	<b>18:15</b>	<b>1</b>	<b>1</b>	<b>2</b>	<b>0</b>	<b>33</b>	<b>0</b>	<b>0</b>	<b>0</b>	<b>10</b>	<b>10.0</b>	...	...	...	...	...
<b>RUSSIA U18 TOTALS</b>			<b>56</b>	...	<b>62</b>	<b>39</b>	<b>101</b>	<b>0</b>	<b>74</b>	...	...	...	...	...	...	...	...	...	...





# GAVIN BRINDLEY

**POSITION:** Right Wing  
**SHOT:** Right  
**HEIGHT:** 5'8"  
**WEIGHT:** 163

**BORN:** October 5, 2004  
**BIRTHPLACE:** Estero, Florida  
**RESIDES:** Estero, Florida



**DRAFTED:** Columbus' 2nd round pick, 34th overall, at 2023 NHL Draft

## CAREER RECORD

## REGULAR SEASON

## PLAYOFFS

YEAR	TEAM	LEAGUE	GP	TOI	G	A	PTS	+/-	PIM	PP	SH	GW	S	S%	GP	G	A	PTS	PIM
2020-21	Tri-City	USHL	51	n/a	9	13	22	-1	18	0	0	3	78	11.5	3	1	1	2	0
2021-22	Tri-City	USHL	51	n/a	14	28	42	9	33	8	0	3	109	12.8	3	1	1	2	0
	US U18	NTDP	15	n/a	2	7	9	10	8	0	0	0	22	9.1	...	...	...	...	...
2022-23	Michigan	Big Ten	41	n/a	12	26	38	21	22	1	0	3	127	9.4	...	...	...	...	...
<b>NCAA TOTALS</b>			<b>41</b>	<b>...</b>	<b>12</b>	<b>26</b>	<b>38</b>	<b>21</b>	<b>22</b>	<b>1</b>	<b>0</b>	<b>3</b>	<b>127</b>	<b>9.4</b>	<b>...</b>	<b>...</b>	<b>...</b>	<b>...</b>	<b>...</b>
<b>USHL TOTALS</b>			<b>102</b>	<b>...</b>	<b>23</b>	<b>41</b>	<b>64</b>	<b>8</b>	<b>51</b>	<b>8</b>	<b>0</b>	<b>6</b>	<b>187</b>	<b>12.3</b>	<b>6</b>	<b>2</b>	<b>2</b>	<b>4</b>	<b>0</b>



# KIRILL DOLZHENKOV

**POSITION:** Right Wing  
**SHOT:** Left  
**HEIGHT:** 6'6"  
**WEIGHT:** 234

**BORN:** April 20, 2004  
**BIRTHPLACE:** Moscow, Russia  
**RESIDES:** Moscow, Russia



**DRAFTED:** Columbus' 4th round pick, 109th overall, at 2022 NHL Draft

## CAREER RECORD

## REGULAR SEASON

## PLAYOFFS

YEAR	TEAM	LEAGUE	GP	TOI	G	A	PTS	+/-	PIM	PP	SH	GW	S	S%	GP	G	A	PTS	PIM
2020-21	CSKA Moskva U18	Russia U18	13	n/a	21	13	34	n/a	4	n/a	n/a	n/a	n/a	n/a	4	3	3	6	2
2021-22	Krasnaya Armiya	MHL	33	n/a	14	14	28	13	35	5	0	2	96	14.6	19	3	5	8	8
	CSKA Moskva U18	Russia U18	7	n/a	4	8	12	n/a	n/a	n/a	n/a	n/a	n/a	n/a	8	4	10	14	6
2022-23	CSKA Moskva	KHL	5	4:30	0	0	0	0	2	0	0	0	0	0.0	...	...	...	...	...
	Krasnaya Armiya	MHL	50	n/a	18	27	45	13	44	7	0	7	206	8.7	4	1	2	3	2
<b>KHL TOTALS</b>			<b>5</b>	<b>4:30</b>	<b>0</b>	<b>0</b>	<b>0</b>	<b>0</b>	<b>2</b>	<b>0</b>	<b>0</b>	<b>0</b>	<b>0</b>	<b>0.0</b>	<b>...</b>	<b>...</b>	<b>...</b>	<b>...</b>	<b>...</b>
<b>MHL TOTALS</b>			<b>83</b>	<b>...</b>	<b>32</b>	<b>41</b>	<b>73</b>	<b>26</b>	<b>79</b>	<b>12</b>	<b>0</b>	<b>9</b>	<b>302</b>	<b>10.6</b>	<b>23</b>	<b>4</b>	<b>7</b>	<b>11</b>	<b>10</b>
<b>RUSSIA18 TOTALS</b>			<b>22</b>	<b>...</b>	<b>26</b>	<b>23</b>	<b>49</b>	<b>...</b>	<b>...</b>	<b>...</b>	<b>...</b>	<b>...</b>	<b>...</b>	<b>...</b>	<b>12</b>	<b>7</b>	<b>13</b>	<b>20</b>	<b>8</b>

IN THE SYSTEM





# JORDAN DUMAIS

**POSITION:** Right Wing

**SHOT:** Right

**HEIGHT:** 5'8"

**WEIGHT:** 175

**BORN:** April 15, 2004

**BIRTHPLACE:** L'Ile-Bizard, Quebec

**RESIDES:** L'Ile-Bizard, Quebec

**DRAFTED:** Columbus' 3rd round pick, 96th overall, at 2022 NHL Draft

## CAREER RECORD

## REGULAR SEASON

## PLAYOFFS

YEAR	TEAM	LEAGUE	GP	TOI	G	A	PTS	+/-	PIM	PP	SH	GW	S	S%	GP	G	A	PTS	PIM
2020-21	Halifax	QMJHL	40	n/a	10	19	29	-8	20	3	0	0	50	20.0	...	...	...	...	...
2021-22	Halifax	QMJHL	68	n/a	39	70	109	7	6	15	0	5	182	21.4	5	2	4	6	0
2022-23	Halifax	QMJHL	64	n/a	54	86	140	54	6	19	0	12	220	24.5	15	5	16	21	2
<b>QMJHL TOTALS</b>			<b>172</b>	<b>...</b>	<b>103</b>	<b>175</b>	<b>278</b>	<b>53</b>	<b>32</b>	<b>37</b>	<b>0</b>	<b>12</b>	<b>452</b>	<b>22.8</b>	<b>20</b>	<b>7</b>	<b>20</b>	<b>27</b>	<b>2</b>



# JAMES FISHER

**POSITION:** Right Wing

**SHOT:** Right

**HEIGHT:** 6'2"

**WEIGHT:** 192

**BORN:** April 28, 2004

**BIRTHPLACE:** Wilmington, Massachusetts

**RESIDES:** Wilmington, Massachusetts

**DRAFTED:** Columbus' 7th round pick, 203rd overall, at 2022 NHL Draft

## CAREER RECORD

## REGULAR SEASON

## PLAYOFFS

YEAR	TEAM	LEAGUE	GP	TOI	G	A	PTS	+/-	PIM	PP	SH	GW	S	S%	GP	G	A	PTS	PIM
2019-20	Belmont Hill	USHS-Prep	29	n/a	4	10	14	n/a	2	n/a	n/a	n/a	n/a	n/a	...	...	...	...	...
2020-21	Belmont Hill	USHS-Prep	DID NOT PLAY DUE TO COVID-19																
2021-22	Belmont Hill	USHS-Prep	27	n/a	17	11	28	n/a	n/a	n/a	n/a	n/a	n/a	n/a	...	...	...	...	...
2022-23	Youngstown	USHL	42	n/a	3	7	10	6	28	0	1	0	62	4.8	...	...	...	...	...
<b>USHL TOTALS</b>			<b>42</b>	<b>...</b>	<b>3</b>	<b>7</b>	<b>10</b>	<b>6</b>	<b>28</b>	<b>0</b>	<b>1</b>	<b>0</b>	<b>62</b>	<b>4.8</b>	<b>...</b>	<b>...</b>	<b>...</b>	<b>...</b>	<b>...</b>
<b>USHS-PREP TOTALS</b>			<b>56</b>	<b>...</b>	<b>21</b>	<b>21</b>	<b>42</b>	<b>...</b>	<b>...</b>	<b>...</b>	<b>...</b>	<b>...</b>	<b>...</b>	<b>...</b>	<b>...</b>	<b>...</b>	<b>...</b>	<b>...</b>	<b>...</b>

IN THE SYSTEM





# AIDAN HRESCHUK

**POSITION:** Defense  
**SHOT:** Left  
**HEIGHT:** 5'11"  
**WEIGHT:** 198

**BORN:** February 19, 2003  
**BIRTHPLACE:** Long Beach, California  
**RESIDES:** Long Beach, California

**DRAFTED:** CAR's 3rd round pick, 94th overall, at 2021 NHL Draft **ACQUIRED:** Trade with CAR on Mar. 21, 2022

## CAREER RECORD

## REGULAR SEASON

## PLAYOFFS

YEAR	TEAM	LEAGUE	GP	TOI	G	A	PTS	+/-	PIM	PP	SH	GW	S	S%	GP	G	A	PTS	PIM
2019-20	USNTDP Jr	USHL	29	n/a	2	9	11	4	32	1	1	0	33	6.1	...	...	...	...	...
	US U17	USDP	49	n/a	4	20	24	4	40	1	1	0	36	11.1	...	...	...	...	...
2020-21	USNTDP Jr	USHL	23	n/a	3	14	17	15	6	1	0	1	29	10.3	...	...	...	...	...
	US U18	USDP	50	n/a	6	31	37	28	14	2	0	1	53	11.3	...	...	...	...	...
2021-22	Boston College	H-East	37	n/a	1	7	8	9	23	0	0	0	37	2.7	...	...	...	...	...
2022-23	Boston College	H-East	35	n/a	1	5	6	-5	20	0	0	0	37	3.2	...	...	...	...	...
<b>NCAA TOTALS</b>			<b>72</b>	<b>...</b>	<b>2</b>	<b>12</b>	<b>14</b>	<b>4</b>	<b>43</b>	<b>0</b>	<b>0</b>	<b>0</b>	<b>74</b>	<b>2.7</b>	<b>...</b>	<b>...</b>	<b>...</b>	<b>...</b>	<b>...</b>
<b>USHL TOTALS</b>			<b>52</b>	<b>...</b>	<b>5</b>	<b>23</b>	<b>28</b>	<b>19</b>	<b>38</b>	<b>2</b>	<b>1</b>	<b>1</b>	<b>62</b>	<b>8.1</b>	<b>...</b>	<b>...</b>	<b>...</b>	<b>...</b>	<b>...</b>
<b>USDP TOTALS</b>			<b>99</b>	<b>...</b>	<b>10</b>	<b>51</b>	<b>61</b>	<b>32</b>	<b>54</b>	<b>3</b>	<b>1</b>	<b>1</b>	<b>89</b>	<b>11.2</b>	<b>...</b>	<b>...</b>	<b>...</b>	<b>...</b>	<b>...</b>



# SERGEI IVANOV

**POSITION:** Goaltender  
**CATCHES:** Left  
**HEIGHT:** 5'11"  
**WEIGHT:** 165

**BORN:** April 3, 2004  
**BIRTHPLACE:** Chernushka, Russia  
**RESIDES:** Chernushka, Russia

**DRAFTED:** Columbus' 5th round pick, 138th overall, at 2022 NHL Draft

## CAREER RECORD

## REGULAR SEASON

## PLAYOFFS

YEAR	TEAM	LEAGUE	GP	W	L	OT/T	SO	GA	SA	SV%	GAA	MIN	GP	W-L	SO	GA	SV%	GAA	MIN
2020-21	SKA- Varyagi	MHL	25	4	16	5	0	75	873	.921	3.24	1,391	...	...	...	...	...	...	...
2021-22	SKA- 1946 St. Petersburg	MHL	26	14	7	4	4	53	687	.928	2.17	1,467	16	12-1	2	34	.931	2.10	973
	SKA- Varyagi	MHL	3	1	1	0	0	15	88	.854	6.44	140	...	...	...	...	...	...	...
2022-23	SKA St. Petersburg	KHL	5	1	0	0	0	2	46	.957	1.12	107	...	...	...	...	...	...	...
	SKA- Neva St. Petersburg	VHL	16	5	9	2	0	49	489	.900	3.07	959	3	2-1	1	6	.928	2.28	158
	SKA- Neva St. Petersburg	MHL	6	4	0	1	2	10	155	.935	1.74	346	10	7-2	0	16	.949	1.60	602
<b>KHL TOTALS</b>			<b>5</b>	<b>1</b>	<b>0</b>	<b>0</b>	<b>0</b>	<b>2</b>	<b>46</b>	<b>.957</b>	<b>1.12</b>	<b>107</b>	<b>...</b>	<b>...</b>	<b>...</b>	<b>...</b>	<b>...</b>	<b>...</b>	<b>...</b>
<b>VHL TOTALS</b>			<b>16</b>	<b>5</b>	<b>9</b>	<b>2</b>	<b>0</b>	<b>49</b>	<b>489</b>	<b>.900</b>	<b>3.07</b>	<b>959</b>	<b>3</b>	<b>2-1</b>	<b>1</b>	<b>6</b>	<b>.928</b>	<b>2.28</b>	<b>158</b>
<b>MHL TOTALS</b>			<b>60</b>	<b>23</b>	<b>24</b>	<b>910</b>	<b>6</b>	<b>153</b>	<b>1,793</b>	<b>.921</b>	<b>2.75</b>	<b>3,342</b>	<b>26</b>	<b>19-3</b>	<b>2</b>	<b>50</b>	<b>.938</b>	<b>1.91</b>	<b>1,575</b>

IN THE SYSTEM





# OIVA KESKINEN

**POSITION:** Center

**SHOT:** Left

**HEIGHT:** 6'0"

**WEIGHT:** 181

**BORN:** February 28, 2004

**BIRTHPLACE:** Ylojarvi, Finland

**RESIDES:** Ylojarvi, Finland

**DRAFTED:** Columbus' 7th round pick, 194th overall, at 2023 NHL Draft

## CAREER RECORD

## REGULAR SEASON

## PLAYOFFS

YEAR	TEAM	LEAGUE	GP	TOI	G	A	PTS	+/-	PIM	PP	SH	GW	S	S%	GP	G	A	PTS	PIM
2019-20	Tappara	U18 SM-sarja	8	n/a	3	2	5	n/a	4	n/a	n/a	n/a	n/a	n/a	...	...	...	...	...
2020-21	Tappara	U18 SM-sarja	20	n/a	3	9	12	n/a	2	n/a	n/a	n/a	n/a	n/a	...	...	...	...	...
2021-22	Tappara	U18 SM-sarja	39	n/a	19	33	52	n/a	14	n/a	n/a	n/a	n/a	n/a	5	3	6	9	0
	Tappara	U20 SM-sarja	7	n/a	1	0	1	-7	2	n/a	n/a	n/a	n/a	n/a	...	...	...	...	...
2022-23	Tappara	U20 SM-sarja	38	n/a	20	21	41	19	8	n/a	n/a	n/a	n/a	n/a	11	3	7	10	6
<b>U20 SM-SARJA TOTALS</b>			<b>45</b>	...	<b>21</b>	<b>21</b>	<b>42</b>	<b>12</b>	<b>10</b>	...	...	...	...	...	<b>11</b>	<b>3</b>	<b>7</b>	<b>10</b>	<b>6</b>
<b>U18 SM-SARJA TOTALS</b>			<b>67</b>	...	<b>25</b>	<b>44</b>	<b>69</b>	...	<b>20</b>	...	...	...	...	...	<b>5</b>	<b>3</b>	<b>6</b>	<b>9</b>	<b>0</b>



# NOLAN LALONDE

**POSITION:** Goaltender

**CATCHES:** Left

**HEIGHT:** 6'1"

**WEIGHT:** 192

**BORN:** February 14, 2004

**BIRTHPLACE:** Kingston, Ontario

**RESIDES:** Kingston, Ontario

**DRAFTED:** Undrafted **ACQUIRED:** Signed three-year, entry level contract on October 2, 2002

## CAREER RECORD

## REGULAR SEASON

## PLAYOFFS

YEAR	TEAM	LEAGUE	GP	W	L	OT/T	SO	GA	SA	SV%	GAA	MIN	GP	W-L	SO	GA	SV%	GAA	MIN
2021-22	Erie	OHL	54	24	25	3	1	185	1,316	.877	3.62	3,066	...	...	...	...	...	...	...
2022-23	Erie	OHL	41	11	20	2	1	151	990	.868	4.10	2,211	...	...	...	...	...	...	...
<b>OHL TOTALS</b>			<b>95</b>	<b>35</b>	<b>45</b>	<b>4</b>	<b>2</b>	<b>336</b>	<b>2,306</b>	<b>.873</b>	<b>3.82</b>	<b>5,277</b>	...	...	...	...	...	...	...

IN THE SYSTEM





# NIKOLAI MAKAROV

**POSITION:** Defense

**SHOT:** Left

**HEIGHT:** 6'4"

**WEIGHT:** 234

**BORN:** January 12, 2003

**BIRTHPLACE:** Perm, Russia

**RESIDES:** Perm, Russia

**DRAFTED:** Columbus' 5th round pick, 132nd overall, at 2021 NHL Draft

## CAREER RECORD

## REGULAR SEASON

## PLAYOFFS

YEAR	TEAM	LEAGUE	GP	TOI	G	A	PTS	+/-	PIM	PP	SH	GW	S	S%	GP	G	A	PTS	PIM
2019-20	Krasnaya	MHL	39	10:37	1	4	5	8	10	0	0	0	31	3.2	...	...	...	...	...
2020-21	CSKA Moskva	KHL	1	12:45	0	0	0	0	0	0	0	0	0	0.0	...	...	...	...	...
	Zvezda Moskva	VHL	1	4:33	0	0	0	1	0	0	0	0	0	0.0	...	...	...	...	...
2021-22	Krasnaya	MHL	40	14:35	0	5	5	7	43	0	0	0	55	0.0	3	1	0	1	2
	CSKA Moskva	KHL	6	1:13	0	0	0	1	0	0	0	0	1	0.0	...	...	...	...	...
	Zvezda Moskva	VHL	16	15:28	0	1	1	-2	12	0	0	0	16	0.0	...	...	...	...	...
2022-23	Krasnaya	MHL	22	20:26	4	10	14	6	12	2	0	2	41	9.8	19	3	6	9	10
	CSKA Moskva	KHL	18	11:59	1	1	2	1	0	0	0	0	8	12.5	27	0	3	3	12
	Zvezda Moskva	VHL	3	13:51	0	1	1	4	0	0	0	0	0	0.0	...	...	...	...	...
	Krasnaya	MHL	25	20:48	1	7	8	8	43	0	0	0	45	2.2	...	...	...	...	...
<b>KHL TOTALS</b>			<b>25</b>	<b>9:26</b>	<b>1</b>	<b>1</b>	<b>2</b>	<b>2</b>	<b>0</b>	<b>0</b>	<b>0</b>	<b>0</b>	<b>9</b>	<b>11.1</b>	<b>27</b>	<b>0</b>	<b>3</b>	<b>3</b>	<b>12</b>
<b>VHL TOTALS</b>			<b>20</b>	<b>14:41</b>	<b>0</b>	<b>2</b>	<b>2</b>	<b>3</b>	<b>12</b>	<b>0</b>	<b>0</b>	<b>0</b>	<b>16</b>	<b>0.0</b>	...	...	...	...	...
<b>MHL TOTALS</b>			<b>126</b>	<b>15:37</b>	<b>6</b>	<b>26</b>	<b>32</b>	<b>29</b>	<b>108</b>	<b>2</b>	<b>0</b>	<b>2</b>	<b>172</b>	<b>3.5</b>	<b>22</b>	<b>4</b>	<b>6</b>	<b>10</b>	<b>12</b>



# DENTON MATEYCHUK

**POSITION:** Defense

**SHOT:** Left

**HEIGHT:** 5'11"

**WEIGHT:** 192

**BORN:** July 12, 2004

**BIRTHPLACE:** Winnipeg, Manitoba

**RESIDES:** Dominion City, Manitoba

**DRAFTED:** Columbus' 1st round pick, 12th overall, at 2022 NHL Draft

## CAREER RECORD

## REGULAR SEASON

## PLAYOFFS

YEAR	TEAM	LEAGUE	GP	TOI	G	A	PTS	+/-	PIM	PP	SH	GW	S	S%	GP	G	A	PTS	PIM
2019-20	Moose Jaw	WHL	7	n/a	1	1	2	-4	0	0	0	0	14	7.1	...	...	...	...	...
2020-21	Moose Jaw	WHL	16	n/a	2	7	9	-8	8	1	0	0	26	7.7	...	...	...	...	...
	Steinbach	MJHL	8	n/a	1	2	3	n/a	4	0	0	0	n/a	n/a	...	...	...	...	...
2021-22	Moose Jaw	WHL	65	n/a	13	51	64	20	15	4	1	2	153	8.5	10	1	9	10	2
2022-23	Moose Jaw	WHL	63	n/a	8	57	65	15	28	3	0	1	149	5.7	10	3	5	8	0
<b>WHL TOTALS</b>			<b>151</b>	...	<b>24</b>	<b>116</b>	<b>140</b>	<b>23</b>	<b>51</b>	<b>8</b>	<b>1</b>	<b>3</b>	<b>342</b>	<b>7.0</b>	<b>20</b>	<b>4</b>	<b>14</b>	<b>18</b>	<b>2</b>
<b>MJHL TOTALS</b>			<b>8</b>	...	<b>1</b>	<b>2</b>	<b>3</b>	...	<b>4</b>	<b>0</b>	<b>0</b>	<b>0</b>	...	...	...	...	...	...	...

IN THE SYSTEM





# TYLER PEDDLE

**POSITION:** Forward

**SHOT:** Left

**HEIGHT:** 6'1"

**WEIGHT:** 204

**BORN:** January 28, 2005

**BIRTHPLACE:** Antigonish, Nova Scotia

**RESIDES:** Antigonish, Nova Scotia

**DRAFTED:** Columbus' 7th round pick, 224th overall, at 2023 NHL Draft

## CAREER RECORD

## REGULAR SEASON

## PLAYOFFS

YEAR	TEAM	LEAGUE	GP	TOI	G	A	PTS	+/-	PIM	PP	SH	GW	S	S%	GP	G	A	PTS	PIM
2021-22	Drummondville	QMJHL	65	n/a	17	18	35	-19	22	3	0	1	156	10.9	4	0	1	1	4
2022-23	Drummondville	QMJHL	64	n/a	24	17	41	-22	36	7	0	5	158	15.2	9	2	1	3	0
<b>QMJHL TOTALS</b>			<b>129</b>	<b>...</b>	<b>41</b>	<b>35</b>	<b>76</b>	<b>-41</b>	<b>58</b>	<b>10</b>	<b>0</b>	<b>6</b>	<b>314</b>	<b>13.1</b>	<b>13</b>	<b>2</b>	<b>2</b>	<b>4</b>	<b>4</b>



# LUCA PINELLI

**POSITION:** Center

**SHOT:** Left

**HEIGHT:** 5'9"

**WEIGHT:** 165

**BORN:** April 5, 2005

**BIRTHPLACE:** Stoney Creek, Ontario

**RESIDES:** Stoney Creek, Ontario

**DRAFTED:** Columbus' 4th round pick, 114th overall, at 2023 NHL Draft

## CAREER RECORD

## REGULAR SEASON

## PLAYOFFS

YEAR	TEAM	LEAGUE	GP	TOI	G	A	PTS	+/-	PIM	PP	SH	GW	S	S%	GP	G	A	PTS	PIM
2021-22	Ottawa	OHL	59	n/a	14	22	36	-6	42	5	0	1	60	23.2	4	2	2	4	2
2022-23	Ottawa	OHL	67	n/a	29	34	63	30	60	10	0	6	102	28.4	11	7	11	18	6
<b>OHL TOTALS</b>			<b>126</b>	<b>...</b>	<b>43</b>	<b>56</b>	<b>99</b>	<b>24</b>	<b>102</b>	<b>15</b>	<b>0</b>	<b>7</b>	<b>162</b>	<b>26.5</b>	<b>15</b>	<b>9</b>	<b>13</b>	<b>22</b>	<b>8</b>

IN THE SYSTEM





# GUILLAUME RICHARD

**POSITION:** Defense  
**SHOT:** Left  
**HEIGHT:** 6'1"  
**WEIGHT:** 176

**BORN:** February 10, 2003  
**BIRTHPLACE:** Quebec, Quebec  
**RESIDES:** Quebec, Quebec

**DRAFTED:** Columbus' 4th round pick, 101st overall, at 2021 NHL Draft

## CAREER RECORD

## REGULAR SEASON

## PLAYOFFS

YEAR	TEAM	LEAGUE	GP	TOI	G	A	PTS	+/-	PIM	PP	SH	GW	S	S%	GP	G	A	PTS	PIM
2019-20	Tri-City	USHL	5	n/a	0	0	0	-1	0	0	0	0	3	0.0	...	...	...	...	...
2020-21	Tri-City	USHL	46	n/a	2	14	16	10	14	0	0	1	64	3.1	...	...	...	...	...
2021-22	Providence	H-East	36	n/a	3	11	14	18	26	1	0	0	61	4.9	...	...	...	...	...
2022-23	Providence	H-East	31	n/a	1	7	8	-6	6	0	0	0	56	1.8	...	...	...	...	...
<b>NCAA TOTALS</b>			<b>67</b>	...	<b>4</b>	<b>18</b>	<b>22</b>	<b>12</b>	<b>32</b>	<b>1</b>	<b>0</b>	<b>0</b>	<b>117</b>	<b>3.4</b>	...	...	...	...	...
<b>USHL TOTALS</b>			<b>51</b>	...	<b>2</b>	<b>14</b>	<b>16</b>	<b>9</b>	<b>14</b>	<b>0</b>	<b>0</b>	<b>1</b>	<b>67</b>	<b>3.0</b>	...	...	...	...	...



# MARTIN RYSAVY

**POSITION:** Left Wing  
**SHOT:** Left  
**HEIGHT:** 6'2"  
**WEIGHT:** 220

**BORN:** March 6, 2003  
**BIRTHPLACE:** Prerov, Czech Republic  
**RESIDES:** Prerov, Czech Republic

**DRAFTED:** Columbus' 7th round pick, 197th overall, at 2021 NHL Draft

## CAREER RECORD

## REGULAR SEASON

## PLAYOFFS

YEAR	TEAM	LEAGUE	GP	TOI	G	A	PTS	+/-	PIM	PP	SH	GW	S	S%	GP	G	A	PTS	PIM
2019-20	HC Prerov	Czech2	2	n/a	1	0	1	0	0	n/a	n/a	n/a	n/a	n/a	...	...	...	...	...
	HC Vitkovice U20	DHL	23	n/a	8	14	22	-2	16	n/a	n/a	n/a	n/a	n/a	...	...	...	...	...
2020-21	HC Vitkovice	Czech	6	8:49	0	0	0	0	2	0	0	0	3	0.0	...	...	...	...	...
	HC Prerov	Czech2	19	n/a	3	6	9	-1	6	n/a	n/a	n/a	n/a	n/a	...	...	...	...	...
2021-22	Moose Jaw	WHL	45	n/a	8	18	26	1	27	1	0	1	90	8.9	10	1	2	3	8
2022-23	Moose Jaw	WHL	47	n/a	11	22	33	6	19	1	0	0	61	18.0	10	5	5	10	2
<b>WHL TOTALS</b>			<b>92</b>	...	<b>19</b>	<b>40</b>	<b>59</b>	<b>7</b>	<b>46</b>	<b>2</b>	<b>0</b>	<b>1</b>	<b>151</b>	<b>12.6</b>	<b>20</b>	<b>6</b>	<b>7</b>	<b>13</b>	<b>10</b>
<b>CZECH TOTALS</b>			<b>6</b>	<b>8:49</b>	<b>0</b>	<b>0</b>	<b>0</b>	<b>0</b>	<b>2</b>	<b>0</b>	<b>0</b>	<b>0</b>	<b>3</b>	<b>0.0</b>	...	...	...	...	...
<b>CZECH2 TOTALS</b>			<b>21</b>	...	<b>4</b>	<b>6</b>	<b>10</b>	<b>-1</b>	<b>6</b>	...	...	...	...	...	...	...	...	...	...

IN THE SYSTEM





# MELVIN STRAHL

**POSITION:** Goaltender  
**CATCHES:** Left  
**HEIGHT:** 6'3"  
**WEIGHT:** 169

**BORN:** March 18, 2005  
**BIRTHPLACE:** Solleftea, Sweden  
**RESIDES:** Solleftea, Sweden

**DRAFTED:** Columbus' 5th round pick, 156th overall, at 2023 NHL Draft

## CAREER RECORD

## REGULAR SEASON

## PLAYOFFS

YEAR	TEAM	LEAGUE	GP	W	L	OT/T	SO	GA	SA	SV%	GAA	MIN	GP	W-L	SO	GA	SV%	GAA	MIN
2021-22	MoDo J18	J18 Region	12	10	2	0	2	n/a	n/a	.901	2.48	n/a	...	...	...	...	...	...	...
	MoDo J18	J18 Nationell	11	5	6	0	0	n/a	n/a	.893	3.36	n/a	2	0-2	0	n/a	.887	2.77	n/a
2022-23	MoDo J20	J20 Nationell	23	10	12	0	0	n/a	n/a	.883	3.35	n/a	...	...	...	...	...	...	...
	MoDo J18	J18 Nationell	6	4	2	0	1	n/a	n/a	.882	2.67	n/a	4	2-2	0	n/a	.901	3.00	n/a
	MoDo J18	J18 Region	2	1	1	0	1	n/a	n/a	.930	1.45	n/a	...	...	...	...	...	...	...
<b>J20 NATIONELL TOTALS</b>			<b>23</b>	<b>10</b>	<b>12</b>	<b>0</b>	<b>0</b>	...	...	<b>.883</b>	<b>3.35</b>	...	...	...	...	...	...	...	...
<b>J18 NATIONELL TOTALS</b>			<b>17</b>	<b>9</b>	<b>8</b>	<b>0</b>	<b>1</b>	...	...	<b>.890</b>	<b>3.12</b>	...	<b>6</b>	<b>2-4</b>	...	...	<b>.897</b>	<b>2.92</b>	...
<b>J18 REGION TOTALS</b>			<b>14</b>	<b>11</b>	<b>3</b>	<b>0</b>	<b>3</b>	...	...	<b>.904</b>	<b>2.33</b>	...	...	...	...	...	...	...	...



# ANDREW STRATHMANN

**POSITION:** Defense  
**SHOT:** Left  
**HEIGHT:** 5'11"  
**WEIGHT:** 192

**BORN:** February 27, 2005  
**BIRTHPLACE:** Beach Park, Illinois  
**RESIDES:** Beach Park, Illinois

**DRAFTED:** Columbus' 4th round pick, 98th overall, at 2023 NHL Draft

## CAREER RECORD

## REGULAR SEASON

## PLAYOFFS

YEAR	TEAM	LEAGUE	GP	TOI	G	A	PTS	+/-	PIM	PP	SH	GW	S	S%	GP	G	A	PTS	PIM
2021-22	Tri-City	USHL	61	n/a	5	18	23	13	100	1	0	0	46	10.9	5	0	0	0	0
2022-23	Youngstown	USHL	56	n/a	3	35	38	11	102	2	0	0	129	2.3	9	3	4	7	8
<b>USHL TOTALS</b>			<b>117</b>	...	<b>8</b>	<b>53</b>	<b>61</b>	<b>24</b>	<b>202</b>	<b>3</b>	<b>0</b>	<b>0</b>	<b>175</b>	<b>4.8</b>	<b>14</b>	<b>3</b>	<b>4</b>	<b>7</b>	<b>8</b>

IN THE SYSTEM





# CALVIN THURKAUF

**POSITION:** Center

**SHOT:** Left

**HEIGHT:** 6'2"

**WEIGHT:** 205

**BORN:** June 27, 1997

**BIRTHPLACE:** Zug, Switzerland

**RESIDES:** Zug, Switzerland

**DRAFTED:** Columbus' 7th round pick, 185th overall, at 2016 NHL Draft

## CAREER RECORD

## REGULAR SEASON

## PLAYOFFS

YEAR	TEAM	LEAGUE	GP	TOI	G	A	PTS	+/-	PIM	PP	SH	GW	S	S%	GP	G	A	PTS	PIM
2015-16	Kelowna	WHL	61	n/a	18	27	45	19	54	8	0	2	n/a	n/a	18	2	6	8	16
2016-17	Kelowna	WHL	60	n/a	33	37	70	34	87	9	0	6	n/a	n/a	17	8	13	21	24
2017-18	Cleveland	AHL	75	n/a	11	13	24	-12	40	0	0	2	101	10.9	...	...	...	...	...
2018-19	Cleveland	AHL	26	n/a	2	0	2	-4	24	0	0	0	28	7.1	...	...	...	...	...
2019-20	Columbus	NHL	3	8:15	0	0	0	0	0	0	0	0	1	0.0	...	...	...	...	...
	Cleveland	AHL	53	n/a	9	17	26	1	37	0	1	1	84	10.7	...	...	...	...	...
2020-21	EV Zug	NLA	22	10:29	3	2	5	6	26	0	0	1	28	10.7	...	...	...	...	...
2021-22	HC Lugano	NLA	50	13:57	16	19	35	10	65	4	2	2	150	10.7	6	1	3	4	4
2022-23	HC Lugano	NLA	52		11	8	19	-7	61						8	3	4	7	12
<b>NHL TOTALS</b>			<b>3</b>	<b>8:15</b>	<b>0</b>	<b>0</b>	<b>0</b>	<b>0</b>	<b>0</b>	<b>0</b>	<b>0</b>	<b>0</b>	<b>1</b>	<b>0.0</b>	...	...	...	...	...
<b>AHL TOTALS</b>			<b>154</b>	...	<b>22</b>	<b>30</b>	<b>52</b>	<b>-15</b>	<b>101</b>	<b>0</b>	<b>1</b>	<b>3</b>	<b>213</b>	<b>10.3</b>	...	...	...	...	...
<b>NLA TOTALS</b>			<b>72</b>	...	<b>19</b>	<b>21</b>	<b>40</b>	<b>16</b>	<b>91</b>	<b>4</b>	<b>2</b>	<b>3</b>	<b>178</b>	<b>10.7</b>	...	...	...	...	...
<b>WHL TOTALS</b>			<b>121</b>	...	<b>51</b>	<b>64</b>	<b>115</b>	<b>53</b>	<b>141</b>	<b>17</b>	<b>0</b>	<b>8</b>	...	...	<b>35</b>	<b>10</b>	<b>19</b>	<b>29</b>	<b>40</b>



# WILLIAM WHITELAW

**POSITION:** Center

**SHOT:** Right

**HEIGHT:** 5'9"

**WEIGHT:** 177

**BORN:** February 5, 2005

**BIRTHPLACE:** Rosemont, Minnesota

**RESIDES:** Rosemont, Minnesota

**DRAFTED:** Columbus' 3rd round pick, 66th overall, at 2023 NHL Draft

## CAREER RECORD

## REGULAR SEASON

## PLAYOFFS

YEAR	TEAM	LEAGUE	GP	TOI	G	A	PTS	+/-	PIM	PP	SH	GW	S	S%	GP	G	A	PTS	PIM
2020-21	Shattuck St. Mary's	USHS-Prep	36	n/a	14	19	31	n/a	24	n/a	n/a	n/a	n/a	n/a	...	...	...	...	...
2021-22	Youngstown	USHL	9	n/a	2	1	3	-4	10	1	0	0	17	11.8	2	1	0	1	2
	Shattuck St. Mary's	USHS-Prep	55	n/a	46	64	110	n/a	46	n/a	n/a	n/a	n/a	n/a	...	...	...	...	...
2022-23	Youngstown	USHL	62	n/a	36	25	61	11	90	12	3	3	237	15.2	9	5	4	9	18
<b>USHL TOTALS</b>			<b>71</b>	...	<b>38</b>	<b>26</b>	<b>64</b>	<b>7</b>	<b>100</b>	<b>13</b>	<b>3</b>	<b>3</b>	<b>254</b>	<b>15.0</b>	<b>11</b>	<b>6</b>	<b>4</b>	<b>10</b>	<b>20</b>
<b>USHS-PREP TOTALS</b>			<b>91</b>	...	<b>60</b>	<b>83</b>	<b>141</b>	...	<b>70</b>	...	...	...	...	...	...	...	...	...	...

IN THE SYSTEM





# AHL AFFILIATE BY THE YEARS

## YEARLY RESULTS

YEAR	TEAM	GM	COACH	REC.	PTS	FINISH	PLAYOFFS
2000-01	Syracuse Crunch	Vance Lederman	Gary Agnew	33-30-12-5	83	3rd, Mid-Atlantic	Lost in first round
2001-02	Syracuse Crunch	Vance Lederman	Gary Agnew	39-23-13-5	96	1st, Central	Lost in second round
2002-03	Syracuse Crunch	Vance Lederman	Gary Agnew	27-41-8-4	66	4th, Central	Did not qualify
2003-04	Syracuse Crunch	Vance Lederman	Gary Agnew	38-25-10-7	93	2nd, North	Lost in first round
2004-05	Syracuse Crunch	Vance Lederman	Gary Agnew	36-33-4-7	83	5th, North	Did not qualify
2005-06	Syracuse Crunch	Vance Lederman	Gary Agnew	47-25-5-3	102	2nd, North	Lost in first round
2006-07	Syracuse Crunch	Vance Lederman	Ross Yates	34-34-4-8	80	5th, North	Did not qualify
2007-08	Syracuse Crunch	Vance Lederman	Ross Yates	46-26-2-6	100	2nd, North	Lost in second round
2008-09	Syracuse Crunch	Vance Lederman	Ross Yates	40-32-5-3	88	5th, North	Did not qualify
2009-10	Syracuse Crunch	Vance Lederman	Ross Yates	34-39-4-3	75	6th, East	Did not qualify
2010-11	Springfield Falcons	Bruce Landon	Rob Riley	35-40-2-3	75	6th, Atlantic	Did not qualify
2011-12	Springfield Falcons	Bruce Landon	Rob Riley	36-34-3-3	78	4th, Northeast	Did not qualify
2012-13	Springfield Falcons	Bruce Landon	Brad Larsen	45-22-5-4	99	1st, Northeast	Lost in second round
2013-14	Springfield Falcons	Chris MacFarland	Brad Larsen	47-23-1-5	100	1st, Northeast	Lost in first round
2014-15	Springfield Falcons	Chris MacFarland	Jared Bednar	38-28-8-2	86	3rd, Northeast	Did not qualify
2015-16	Lake Erie Monsters	Bill Zito	Jared Bednar	43-22-6-5	97	2nd, Central	Won Calder Cup
2016-17	Cleveland Monsters	Bill Zito	John Madden	39-22-4-4	86	5th, Central	Did not qualify
2017-18	Cleveland Monsters	Bill Zito	John Madden	25-41-7-3	60	7th, Central	Did not qualify
2018-19	Cleveland Monsters	Bill Zito	John Madden	37-29-8-2	84	4th, North	Lost in second round
2019-20	Cleveland Monsters	Chris Clark	Mike Eaves	24-31-5-2	55	8th, North	Postseason Cancelled
2020-21	Cleveland Monsters	Chris Clark	Mike Eaves	16-10-1-2	35	2nd, Central	No Postseason
2021-22	Cleveland Monsters	Chris Clark	Mike Eaves	28-35-8-5	69	7th, North	Did not qualify
2022-23	Cleveland Monsters	Chris Clark	Trent Vogelhuber	33-32-5-2	73	6th, North	Did not qualify







## CLEVELAND MONSTERS

Rocket Mortgage FieldHouse / 1 Center Ice / Cleveland, Ohio 44115  
 clevelandmonsters.com / p: 216.420.0000

### DIRECTORY



TRENT VOGELHUBER

Majority Owner: ..... Dan Gilbert  
 President/COO of Franchise Operations: ..... Mike Ostrowski  
 General Manager: ..... Chris Clark  
 Head Coach: ..... Trent Vogelhuber  
 Associate Coach: ..... Mike Haviland  
 Assistant Coach: ..... Mark Letestu  
 Goaltending Development Coach: ..... Brad Thiessen  
 Development Coach: ..... Derek Dorsett  
 Strength & Conditioning Coach: ..... Ben Eaves  
 Assistant Coach, Video Coach: ..... Mike Monti  
 Head Athletic Trainer: ..... Tom Bourdon

Head Equipment Manager: ..... Mitch MacLeod  
 Head Team Physician: ..... Dr. Ben Boswell  
 Head Orthopedic Surgeon: ..... Dr. Jared Levin  
 Sr. VP of Hockey Affairs, Team Services: ..... Jock Callander  
 Sr. VP & Chief Marketing Officer: ..... Ben Adams  
 VP of Broadcasting: ..... Dave Dombrowski  
 VP of Ticket Sales & Service: ..... Matt Kalister  
 Director of Broadcast Services: ..... Tony Brown  
 Director of Communications & Community Impact: ..... Nicole Del Villano  
 Home Arena: ..... Rocket Mortgage FieldHouse  
 Capacity: ..... 20,500

Trent Vogelhuber was named head coach of the Cleveland Monsters, the club's American Hockey League affiliate on June 8, 2022. Vogelhuber, who spent four seasons as a Cleveland assistant coach, is the seventh head coach in Monsters history. He led the club to a 33-32-5-2 mark in his first season behind the bench.

Vogelhuber, 35, began his coaching career following a six-year playing career that was cut short by injuries following the 2017-18 season. He served as an assistant coach under Cleveland Head Coach John Madden during the 2018-19 campaign before spending three seasons as an assistant coach to Mike Eaves.

The Dublin, Ohio native was the first player from the Columbus-area selected by the Blue Jackets in the NHL Draft as he was taken by the club in the seventh round, 211th overall, at the 2007 draft held at Nationwide Arena. During his six-year career, he registered 28 goals and 45 assists for 73 points with 191 penalty minutes in 267 career AHL games with the Springfield Falcons, Lake Erie Monsters and San Antonio Rampage. He spent four of those seasons in the Blue Jackets organization from 2012-16, and helped the Monsters capture the 2016 Calder Cup championship. That season, he tallied a career-high 11-16-27 and 65 penalty minutes in 70 games and added 2-5-7 in 13 playoff outings. He played the final two seasons of his career with the San Antonio Rampage, the AHL affiliate of the Colorado Avalanche.

Prior to turning professional, Vogelhuber played four seasons at Miami University from 2008-12. He tallied 21-30-51 and 123 penalty minutes in 149 career games with the Redhaws. He helped Miami capture a CCHA regular season championship in 2009-10 and earn trips to four consecutive NCAA tournaments.

### 2023-24 SCHEDULE

OCT	DAY	OPPONENT	DEC	DAY	OPPONENT	FEB	DAY	OPPONENT
14	Sat.	at Lehigh Valley	20	Wed.	at Rochester	23	Fri.	at Providence
15	Sun.	at Hershey	22	Fri.	at Syracuse	24	Sat.	at Hartford
20	Fri.	SYRACUSE	23	Sat.	at Utica	25	Sun.	at Providence
21	Sat.	SYRACUSE	27	Wed.	TORONTO	28	Wed.	TORONTO
27	Fri.	at Grand Rapids	30	Sat.	at Chicago			
28	Sat.	at Chicago	31	Sun.	at Grand Rapids			
NOV	DAY	OPPONENT	JAN	DAY	OPPONENT	MAR	DAY	OPPONENT
1	Wed.	GRAND RAPIDS	3	Wed.	at Toronto	1	Fri.	CHICAGO
3	Fri.	PROVIDENCE	5	Fri.	at Rochester	2	Sat.	CHICAGO
4	Sat.	PROVIDENCE	6	Sat.	ROCHESTER	4	Mon.	GRAND RAPIDS
10	Fri.	at Belleville	12	Fri.	at Utica	8	Fri.	at Laval
12	Sun.	at Belleville	13	Sat.	at Syracuse	9	Sat.	at Laval
16	Thu.	ROCHESTER	18	Fri.	LEHIGH VALLEY	12	Tue.	GRAND RAPIDS
18	Sat.	ROCHESTER	19	Sat.	LEHIGH VALLEY	17	Sun.	W-B/SCRANTON
20	Mon.	at Charlotte	20	Sat.	LEHIGH VALLEY	18	Mon.	W-B/SCRANTON
22	Wed.	at Charlotte	21	Sat.	LEHIGH VALLEY	21	Thu.	HERSHEY
24	Fri.	TORONTO	23	Wed.	TORONTO	23	Sat.	HERSHEY
26	Sun.	at Toronto	26	Fri.	HARTFORD	27	Wed.	at Grand Rapids
			27	Sat.	HARTFORD	30	Sat.	ROCHESTER
DEC	DAY	OPPONENT	FEB	DAY	OPPONENT	APR	DAY	OPPONENT
2	Sat	UTICA	1	Thu.	CHICAGO	3	Wed.	at Rochester
3	Sun.	UTICA	3	Sat.	CHICAGO	5	Fri.	at W-B/Scranton
6	Wed	at Hartford	9	Fri.	CHARLOTTE	6	Sat.	at Lehigh Valley
8	Fri.	at W-B/Scranton	11	Sun.	CHARLOTTE	11	Thu.	LAVAL
9	Sat.	at Hershey	13	Tue.	GRAND RAPIDS	13	Sat.	LAVAL
14	Thu.	BELLEVILLE	16	Fri.	at Grand Rapids	19	Fri.	at Rochester
15	Fri.	BELLEVILLE	17	Sat.	at Chicago	20	Sat.	at Toronto
			18	Sun.	at Chicago	21	Sun.	at Toronto

### 2022-23 AHL STANDINGS

ATLANTIC	GP	W	L	OTL	SOL	GF	GA	PTS
Providence	72	44	18	8	2	221	201	98
Hershey	72	44	19	5	4	217	184	97
Charlotte	72	39	25	5	3	235	220	86
Springfield	72	38	26	3	5	230	211	84
Hartford	72	35	26	4	7	227	215	81
Lehigh Valley	72	37	29	3	3	221	226	80
Bridgeport	72	34	30	7	1	238	248	76
Wilkes-Barre/Scranton	72	26	32	8	6	191	224	66

NORTH	GP	W	L	OTL	SOL	GF	GA	PTS
Toronto	72	42	24	4	2	229	225	90
Syracuse	72	35	26	7	4	252	239	81
Rochester	72	36	27	6	3	236	233	81
Utica	72	35	27	6	4	215	222	80
Laval	72	33	29	7	3	258	247	76
<b>Cleveland</b>	<b>72</b>	<b>33</b>	<b>32</b>	<b>5</b>	<b>2</b>	<b>220</b>	<b>254</b>	<b>73</b>
Belleville	72	31	31	6	4	233	258	72

CENTRAL	GP	W	L	OTL	SOL	GF	GA	PTS
Texas	72	40	20	9	3	265	210	92
Milwaukee	72	41	24	5	2	238	211	89
Manitoba	72	37	25	6	4	227	226	84
Iowa	72	34	27	6	5	211	211	79
Rockford	72	35	28	5	4	214	232	79
Chicago	72	35	29	5	3	227	245	78
Grand Rapids	72	28	36	4	4	194	255	64

PACIFIC	GP	W	L	OTL	SOL	GF	GA	PTS
Calgary	72	51	17	3	1	256	174	106
Coachella Valley	72	48	17	5	2	257	194	103
Colorado	72	40	22	7	3	210	187	90
Abbotsford	72	40	25	3	4	229	203	87
Bakersfield	72	37	31	2	2	212	212	78
Ontario	72	34	32	5	1	206	211	74
Tucson	72	30	33	8	1	219	245	69
San Jose	72	31	34	2	5	205	249	69
Henderson	72	29	38	0	5	201	221	63
San Diego	72	20	49	2	1	180	281	43



## 2022-23 FINAL STATISTICS - CLEVELAND MONSTERS

NO.	PLAYER	TEAM	POS	GP	G	A	P	+/-	PIM	PP	SHG	GW	OT	S	S%
64	Trey Fix-Wolansky	CLE	RW	61	29	42	71	-5	40	11	0	2	2	224	12.9
16	Justin Richards	CLE	C	61	10	29	39	6	54	1	0	0	0	95	10.5
55	David Jiricek *	CLE	D	55	6	32	38	-11	36	4	0	1	0	101	5.9
21	Josh Dunne	CLE	C	65	20	17	37	-13	71	6	2	4	1	161	12.4
12	Owen Sillinger *	CLE	C	72	11	25	36	-15	60	2	0	0	0	121	9.1
23	Jake Christiansen	CLE	D	50	11	23	34	-1	53	4	0	0	0	157	7.0
52	Emil Bemstrom	CLE	RW	21	14	17	31	-1	4	8	0	3	1	71	19.7
42	Cole Fonstad	CLE	LW	70	15	15	30	-20	14	6	1	4	0	101	14.9
17	Carson Meyer	CLE	RW	34	9	17	26	6	36	5	0	3	0	86	10.5
71	Joonas Luoto	CLE	LW	45	14	11	25	1	10	1	2	1	0	106	13.2
77	Tyler Angle	CLE	C	66	11	12	23	-13	28	0	1	1	0	109	10.1
20	Samuel Knazko *	CLE	D	50	1	20	21	-15	17	0	0	0	0	43	2.3
29	Robbie Payne	CLE	RW	53	7	13	20	-11	23	2	0	2	0	68	10.3
86	Kirill Marchenko *	CLE	RW	16	8	11	19	-5	8	4	0	0	0	51	15.7
10	Brendan Gaunce	CLE	C	17	7	11	18	-10	18	3	0	0	0	63	11.1
37	Roman Ahcan *	CLE	LW	70	8	9	17	-12	33	0	0	1	0	66	12.1
14	Marcus Bjork	CLE	D	44	7	8	15	-4	18	1	0	1	1	59	11.9
6	Billy Sweezey	CLE	D	56	0	11	11	-14	70	0	0	0	0	49	0.0
34	Cole Clayton	CLE	D	47	4	6	10	-4	43	0	0	2	1	54	7.4
8	Alex Whelan	HFD	RW	23	2	3	5	2	14	0	0	0	0	41	4.9
		CLE	RW	19	1	4	5	2	2	0	0	0	0	22	4.5
59	Yegor Chinakhov	CLE	RW	7	3	5	8	4	0	3	0	0	0	27	11.1
8	Brandon Davidson	ROC	D	9	0	1	1	1	7	0	0	0	0	4	0.0
		CLE	D	27	3	3	6	3	14	0	0	0	0	30	10.0
33	Cole Sillinger	CLE	C	11	2	4	6	-1	12	0	0	1	0	35	5.7
44	Brett Gallant	CLE	LW	32	4	0	4	-3	34	0	0	1	0	18	22.2
22	Erik Bradford	CLE	C	38	2	2	4	-10	8	0	0	0	0	29	6.9
96	Tim Berni	CLE	D	17	1	3	4	-1	12	0	0	0	0	16	6.3
7	Gavin Bayreuther	CLE	D	4	0	4	4	1	2	0	0	0	0	5	0.0
43	Mikael Pyyhtia	CLE	LW	7	3	0	3	0	0	1	0	1	0	10	30.0
25	Jake Gaudet	CLE	C	19	1	2	3	-2	15	0	0	0	0	23	4.3
5	Brenden Miller	IA	D	1	0	0	0	0	0	0	0	0	0	2	0.0
		CLE	D	38	0	3	3	-3	57	0	0	0	0	34	0.0
19	Luka Burzan	CLE	C	10	1	1	2	-5	0	0	0	0	0	10	10.0
4	Corson Ceulemans *	CLE	D	13	1	1	2	-3	6	0	0	0	0	13	7.7
18	Dillon Simpson	CLE	D	29	1	1	2	-12	4	0	0	0	0	17	5.9
19	Stanislav Svazil *	CLE	D	1	0	2	2	2	0	0	0	0	0	2	0.0
13	Ben Copeland *	CLE	C	11	0	2	2	1	0	0	0	0	0	8	0.0
88	Ole Julian Bjorgvik-Holm *	CLE	D	25	0	2	2	-4	6	0	0	0	0	18	0.0
11	Tyler Irvine	CLE	RW	8	0	1	1	-2	0	0	0	0	0	4	0.0
59	Chad Yetman	CLE	RW	2	0	0	0	-1	0	0	0	0	0	3	0.0
36	Cameron Butler *	CLE	RW	3	0	0	0	-3	0	0	0	0	0	2	0.0
43	Patrick Grasso	CLE	C	4	0	0	0	-2	4	0	0	0	0	6	0.0
82	Justin Pearson *	CLE	LW	5	0	0	0	-1	0	0	0	0	0	7	0.0
3	Olivier LeBlanc *	CLE	D	7	0	0	0	-1	14	0	0	0	0	3	0.0
28	Andrew Nielsen	SD	D	1	0	0	0	0	2	0	0	0	0	0	0.0
		WBS	D	5	0	0	0	-5	5	0	0	0	0	4	0.0
		CLE	D	4	0	0	0	-3	0	0	0	0	0	1	0.0
	BENCH			72	5	...	...	...	20	...	...	...	...	5	...
	<b>TOTALS</b>			<b>72</b>	<b>220</b>	<b>371</b>	<b>586</b>	<b>-185</b>	<b>846</b>	<b>62</b>	<b>6</b>	<b>28</b>	<b>6</b>	<b>2,134</b>	<b>10.1</b>

NO.	GOALTENDER	TEAM	GP	MIN	W	L	OT	SO	SA	SV	SV%	GA	GAA
31	Joonas Korpisalo	CLE	1	60:00	1	0	0	0	40	38	.950	2	2.00
73	Jet Greaves	CLE	43	2,419:09	19	16	5	2	1,228	1,104	.899	124	3.08
30	Pavel Cajan *	CLE	22	1,226:50	8	10	2	0	572	502	.878	70	3.42
40	Daniil Tarasov	CLE	11	561:29	5	5	0	0	306	270	.882	36	3.85
31	Darion Hanson *	CLE	1	59:26	0	1	0	0	36	31	.861	5	5.05
	Empty Net	...	...	52:47	...	...	...	...	15	...	...	15	...
	<b>Totals</b>		<b>72</b>	<b>4,379:41</b>	<b>33</b>	<b>32</b>	<b>7</b>	<b>2</b>	<b>2,197</b>	<b>1,945</b>	<b>.885</b>	<b>252</b>	<b>3.45</b>

+ Inactive \* Rookie





**SEASON  
IN REVIEW**





# FINAL NHL STANDINGS

ATLANTIC DIVISION		GP	W	L	OT	REG W	ROW	GF	GA	PTS
1. Boston		82	65	12	5	54	61	305	177	135
2. Toronto		82	50	21	11	42	49	279	222	111
3. Tampa Bay		82	46	30	6	38	43	283	254	98
4. Florida		82	42	32	8	36	40	290	273	92
5. Buffalo		82	42	33	7	30	39	296	300	91
6. Ottawa		82	39	35	8	31	37	261	271	86
7. Detroit		82	35	37	10	28	32	240	279	80
8. Montréal		82	31	45	6	21	26	232	307	68

CENTRAL DIVISION		GP	W	L	OT	REG W	ROW	GF	GA	PTS
1. Colorado		82	51	24	7	36	45	280	226	109
2. Dallas		82	47	21	14	39	43	285	218	108
3. Minnesota		82	46	25	11	34	39	246	225	103
4. Winnipeg		82	46	33	3	36	45	247	225	95
5. Nashville		82	42	32	8	29	36	229	238	92
6. St. Louis		82	37	38	7	27	34	263	301	81
7. Arizona		82	28	40	14	20	25	228	299	70
8. Chicago		82	26	49	7	18	24	204	301	59

METRO DIVISION		GP	W	L	OT	REG W	ROW	GF	GA	PTS
1. Carolina		82	52	21	9	39	48	266	213	113
2. New Jersey		82	52	22	8	39	50	291	226	112
3. NY Rangers		82	47	22	13	37	43	277	219	107
4. NY Islanders		82	42	31	9	36	41	243	222	93
5. Pittsburgh		82	40	31	11	31	39	262	264	91
6. Washington		82	35	37	10	27	33	255	265	80
7. Philadelphia		82	31	38	13	26	29	222	277	75
8. Columbus		82	25	48	9	15	24	214	330	59

PACIFIC DIVISION		GP	W	L	OT	REG W	ROW	GF	GA	PTS
1. Vegas		82	51	22	9	38	46	272	229	111
2. Edmonton		82	50	23	9	45	50	325	260	109
3. Los Angeles		82	47	25	10	37	41	280	257	104
4. Seattle		82	46	28	8	37	46	289	256	100
5. Calgary		82	38	27	17	31	36	260	252	93
6. Vancouver		82	38	37	7	24	32	276	298	83
7. San Jose		82	22	44	16	16	21	234	321	60
8. Anaheim		82	23	47	12	13	20	209	338	58

## 2023 STANLEY CUP PLAYOFFS RESULTS

### EASTERN CONFERENCE QUARTERFINALS

Florida defeated Boston, 4-3  
 Toronto defeated Tampa Bay, 4-2  
 Carolina defeated NY Islanders, 4-2  
 New Jersey defeated NY Rangers, 4-3

### EASTERN CONFERENCE SEMIFINALS

Florida defeated Toronto, 4-1  
 Carolina defeated New Jersey, 4-1

### EASTERN CONFERENCE FINALS

Florida defeated Carolina, 4-0

### WESTERN CONFERENCE QUARTERFINALS

Seattle defeated Colorado, 4-3  
 Dallas defeated Minnesota, 4-2  
 Vegas defeated Winnipeg, 4-1  
 Edmonton defeated Los Angeles, 4-2

### WESTERN CONFERENCE SEMIFINALS

Dallas defeated Seattle, 4-3  
 Vegas defeated Edmonton, 4-2

### WESTERN CONFERENCE FINALS

Vegas defeated Dallas, 4-2

### STANLEY CUP FINAL

Vegas defeated Florida, 4-1

## 2022-23 NHL AWARDS

### STANLEY CUP

Vegas Golden Knights

### PRESIDENTS' TROPHY

Boston Bruins

### PRINCE OF WALES TROPHY

Florida Panthers

### CLARENCE S. CAMPBELL BOWL

Vegas Golden Knights

### CONN SMYTHE TROPHY

Jonathan Marchessault Vegas Golden Knights

### ART ROSS TROPHY

(Scoring leader)  
 Connor McDavid Edmonton Oilers

### MAURICE RICHARD TROPHY

(Goal-scoring leader)  
 Connor McDavid Edmonton Oilers

### WILLIAM M. JENNINGS TROPHY

(Goaltender[s] for team allowing fewest goals)  
 Linus Ullmark, Jeremy Swayman Boston Bruins

### HART MEMORIAL TROPHY

(Most valuable player)  
 Connor McDavid Edmonton Oilers

### TED LINDSAY AWARD

(Most outstanding player as voted on by fellow NHLPA members)  
 Connor McDavid Edmonton Oilers

### VEZINA TROPHY

(Outstanding goaltender)  
 Linus Ullmark Boston Bruins

### CALDER MEMORIAL TROPHY

(Outstanding first year player)  
 Matty Beniers Seattle Kraken

### FRANK J. SELKE TROPHY

(Outstanding defensive forward)  
 Patrice Bergeron Boston Bruins

### JAMES NORRIS MEMORIAL TROPHY

(Outstanding defenseman)  
 Erik Karlsson San Jose Sharks

### KING CLANCY MEMORIAL TROPHY

(Humanitarian contribution to hockey)  
 Mikael Backlund Calgary Flames

### MESSIER LEADERSHIP AWARD

Steven Stamkos Tampa Bay Lightning

### BILL MASTERTON MEMORIAL TROPHY

(Persuance, sportsmanship and dedication to hockey)  
 Kris Letang Pittsburgh Penguins

### LADY BYNG MEMORIAL TROPHY

(Sportsmanship and gentlemanly conduct)  
 Anze Kopitar Los Angeles Kings

### JACK ADAMS AWARD

(Outstanding coach)  
 Jim Montgomery Boston Bruins

### GENERAL MANAGER OF THE YEAR

Jim Nill Dallas Stars

### WILLIE O'REE COMMUNITY HERO AWARD

Jason McCrimmon HEROS

### NHL FIRST ALL-STAR TEAM

Pos.	Name	Team
LW	Jason Robertson	Dallas Stars
C	Connor McDavid	Edmonton Oilers
RW	David Pastrnak	Boston Bruins
D	Erik Karlsson	San Jose Sharks
D	Adam Fox	Colorado Avalanche
G	Linus Ullmark	Boston Bruins

### NHL SECOND ALL-STAR TEAM

Pos.	Name	Team
LW	Artemi Panarin	New York Rangers
C	Leon Draisaitl	Edmonton Oilers
RW	Matthew Tkachuk	Florida Panthers
D	Hampus Lindholm	Boston Bruins
D	Cale Makar	Colorado Avalanche
G	Ilya Sorokin	New York Islanders

### NHL ALL-ROOKIE TEAM

Pos.	Name	Team
F	Matty Beniers	Seattle Kraken
F	Wyatt Johnston	Dallas Stars
F	Matias Maccelli	Arizona Coyotes
D	Owen Power	Buffalo Sabres
D	Jake Sanderson	Ottawa Senators
G	Stuart Skinner	Edmonton Oilers

2022-23 SEASON





## 2022-23 NHL LEADERS

### INDIVIDUAL SCORING LEADERS

RK	PLAYER	TEAM	GP	TOI/G	G	A	PTS	+/-	PIM	PP	SHG	GW	OT	S	S%
1.	Connor McDavid	EDM	82	22:23	64	89	153	22	36	21	4	11	2	352	8.2
2.	Leon Draisaitl	EDM	80	21:44	52	76	128	7	24	32	1	11	1	247	21.1
3.	David Pastrnak	BOS	82	19:34	61	52	113	34	38	18	0	13	4	407	5.0
	Nikita Kucherov	TBL	82	20:08	30	83	113	-2	36	8	0	4	0	271	11.1
5.	Nathan MacKinnon	COL	71	22:19	42	69	111	29	30	12	0	9	2	366	11.5
6.	Jason Robertson	DAL	82	18:50	46	63	109	37	20	13	0	7	1	313	14.7
	Matthew Tkachuk	FLA	79	20:26	40	69	109	29	123	14	0	6	0	322	12.4
8.	Mikko Rantanen	COL	82	22:13	55	50	105	15	82	13	0	9	3	306	8.0
9.	Ryan Nugent-Hopkins	EDM	82	19:48	37	67	104	12	35	15	1	3	0	201	8.4
10.	Elias Pettersson	VAN	80	20:33	39	63	102	16	14	6	5	6	3	257	5.2
11.	Erik Karlsson	SJS	82	25:37	25	76	101	-26	36	5	0	4	2	209	12.0
12.	Jack Hughes	NJD	78	19:58	43	56	99	10	6	9	0	6	1	336	12.8
	Mitchell Marner	TOR	80	21:17	30	69	99	18	28	9	4	4	2	196	5.3
14.	Brayden Point	TBL	82	19:40	51	44	95	2	7	20	0	9	1	235	21.7
15.	Tage Thompson	BUF	78	18:35	47	47	94	4	39	20	1	7	1	295	15.9
16.	Sidney Crosby	PIT	82	20:09	33	60	93	8	52	9	0	9	1	255	12.9
17.	Artemi Panarin	NYR	82	19:36	29	63	92	4	36	9	0	4	1	204	4.2
18.	Mika Zibanejad	NYR	82	19:58	39	52	91	25	20	20	1	5	0	251	5.5
19.	Tim Stützle	OTT	78	21:16	39	51	90	-3	54	10	3	3	1	228	17.1
20.	William Nylander	TOR	82	18:33	40	47	87	10	28	9	0	5	3	293	13.7
21.	Clayton Keller	ARI	82	20:45	37	49	86	-2	49	6	1	4	2	223	6.6
22.	Auston Matthews	TOR	74	20:17	40	45	85	31	20	13	0	8	0	327	2.2
23.	Steven Stamkos	TBL	81	19:01	34	50	84	-5	46	14	0	6	2	240	4.2
24.	Zach Hyman	EDM	79	20:09	36	47	83	13	39	15	0	3	0	276	3.0
	Brady Tkachuk	OTT	82	18:38	35	48	83	-10	126	11	0	6	2	347	10.1
	Evgeni Malkin	PIT	82	18:35	27	56	83	-12	82	11	0	3	0	240	11.3
27.	Jeff Skinner	BUF	79	17:24	35	47	82	15	39	8	0	3	1	242	4.5
	J.T. Miller	VAN	81	20:41	32	50	82	-7	60	11	5	3	1	223	4.3

### DEFENSEMEN SCORING LEADERS

RK	PLAYER	TEAM	GP	TOI/G	G	A	PTS	+/-	PIM	PP	SHG	GW	OT	S	S%
1.	Erik Karlsson	SJS	82	25:37	25	76	101	-26	36	5	0	4	2	209	12.0
2.	Josh Morrissey	WPG	78	24:14	16	60	76	2	41	2	0	6	2	172	9.3
	Quinn Hughes	VAN	78	25:40	7	69	76	15	34	2	0	0	0	154	4.5
4.	Dougie Hamilton	NJD	82	21:46	22	52	74	23	50	8	0	7	2	275	8.0
5.	Brandon Montour	FLA	80	24:08	16	57	73	9	107	3	0	5	2	242	6.6
	Rasmus Dahlin	BUF	78	25:48	15	58	73	12	92	6	0	2	0	204	7.4
	Miro Heiskanen	DAL	79	25:29	11	62	73	12	32	2	0	2	1	206	5.3
8.	Adam Fox	NYR	82	24:23	12	60	72	28	34	1	0	5	1	159	7.5
9.	Cale Makar	COL	60	26:23	17	49	66	16	30	5	0	6	2	176	9.7
10.	Vince Dunn	SEA	81	23:40	14	50	64	28	55	0	0	2	1	149	9.4
	Mikhail Sergachev	TBL	79	23:49	10	54	64	13	53	3	0	2	0	156	6.4
12.	Brent Burns	CAR	82	23:13	18	43	61	19	44	4	0	2	1	255	7.1
13.	Roman Josi	NSH	67	25:10	18	41	59	5	36	8	0	5	1	269	6.7
14.	Tyson Barrie	NSH	85	19:47	13	42	55	-7	36	4	0	1	0	163	8.0
15.	Alex Pietrangelo	VGK	73	23:59	11	43	54	13	16	1	0	3	1	170	6.5
16.	Hampus Lindholm	BOS	80	23:11	10	43	53	49	56	1	0	2	1	158	6.3
17.	Drew Doughty	LAK	81	26:14	9	43	52	12	34	4	0	2	0	145	6.2
	Charlie McAvoy	BOS	67	22:18	7	45	52	29	54	2	0	2	1	105	6.7
19.	Justin Faulk	STL	82	23:23	11	39	50	-4	34	2	0	3	1	196	5.6
	Devon Toews	COL	80	25:06	7	43	50	39	26	1	0	0	0	165	4.2
21.	Noah Dobson	NYI	78	20:23	13	36	49	4	20	5	0	2	1	206	6.3
	Rasmus Andersson	CGY	79	24:05	11	38	49	5	26	1	1	4	1	159	6.9
	Victor Hedman	TBL	76	23:43	9	40	49	10	42	1	1	1	0	185	4.9
24.	Cam Fowler	ANA	82	24:10	10	38	48	-23	14	4	0	1	0	130	7.7
25.	Darnell Nurse	EDM	82	23:30	12	31	43	26	64	0	2	4	1	203	5.9
	K'Andre Miller	NYR	79	21:57	9	34	43	12	47	0	0	2	0	113	8.0
27.	Tony DeAngelo	PHI	70	22:04	11	31	42	-27	73	4	0	1	1	174	6.3
	Erik Gustafsson	TOR	70	19:46	7	35	42	9	23	0	0	2	0	122	5.7
	Moritz Seider	DET	82	23:09	5	37	42	-11	40	1	1	1	0	140	3.6

\* = Rookie



# INDIVIDUAL LEADERS

## GOALS

RK	PLAYER	TEAM	GP	G
1.	Connor McDavid	EDM	82	64
2.	David Pastrnak	BOS	82	61
3.	Mikko Rantanen	COL	82	55
4.	Leon Draisaitl	EDM	80	52
5.	Brayden Point	TBL	82	51
6.	Tage Thompson	BUF	78	47
7.	Jason Robertson	DAL	82	46
8.	Jack Hughes	NJD	78	43
9.	Nathan MacKinnon	COL	71	42
	Alex Ovechkin	WSH	73	42
	Mark Scheifele	WPG	81	42
	Carter Verhaeghe	FLA	81	42
13.	Adrian Kempe	LAK	82	41

## POWER PLAY GOALS

RK	PLAYER	TEAM	GP	PPG
1.	Leon Draisaitl	EDM	80	32
2.	Connor McDavid	EDM	82	21
3.	Tage Thompson	BUF	78	20
	Brayden Point	TBL	82	20
	Miko Zibanejad	NYR	82	20
6.	John Tavares	TOR	80	18
	David Pastrnak	BOS	82	18
8.	Kirill Kaprizov	MIN	67	17
	Timo Meier	NJD	78	17
10.	Dylan Larkin	DET	80	16
	Sam Reinhart	FLA	82	16
12.	Zach Hyman	EDM	79	15
	Ryan Nugent-Hopkins	EDM	82	15

## SHORTHANDED GOALS

RK	PLAYER	TEAM	GP	SHG
1.	Elias Pettersson	VAN	80	5
	J.T. Miller	VAN	81	5
3.	Sam Lafferty	TOR	70	4
	Reilly Smith	VGK	78	4
	Bo Horvat	NYI	79	4
	Chris Kreider	NYR	79	4
	Mitchell Marner	TOR	80	4
	Frederick Gaudreau	MIN	82	4
	Connor McDavid	EDM	82	4

## GAME-WINNING GOALS

RK	PLAYER	TEAM	GP	G
1.	David Pastrnak	BOS	82	13
2.	Leon Draisaitl	EDM	80	11
	Connor McDavid	EDM	82	11
4.	Mark Scheifele	WPG	81	10
5.	Nathan MacKinnon	COL	71	9
	Alex Tuch	BUF	74	9
	Sebastian Aho	CAR	75	9
	John Tavares	TOR	80	9
	Nico Hischier	NJD	81	9
	Sidney Crosby	PIT	82	9
	Brayden Point	TBL	82	9
	Mikko Rantanen	COL	82	9
13.	Auston Matthews	TOR	74	8
	Kyle Connor	WPG	82	8
	Brock Nelson	NYI	82	8

## ASSISTS

RK	PLAYER	TEAM	GP	A
1.	Connor McDavid	EDM	82	89
2.	Nikita Kucherov	TBL	82	83
3.	Leon Draisaitl	EDM	80	76
	Erik Karlsson	SJS	82	76
5.	Nathan MacKinnon	COL	71	69
	Quinn Hughes	VAN	78	69
	Matthew Tkachuk	FLA	79	69
	Mitchell Marner	TOR	80	69
9.	Ryan Nugent-Hopkins	EDM	82	67
10.	Elias Pettersson	VAN	80	63
	Artemi Panarin	NYR	82	63
	Jason Robertson	DAL	82	63
13.	Miro Heiskanen	DAL	79	62

## POWER PLAY ASSISTS

RK	PLAYER	TEAM	GP	PPA
1.	Connor McDavid	EDM	82	50
2.	Nikita Kucherov	TBL	82	42
3.	Ryan Nugent-Hopkins	EDM	82	38
4.	Quinn Hughes	VAN	78	32
	Miro Heiskanen	DAL	79	32
6.	Leon Draisaitl	EDM	80	30
	Brandon Montour	FLA	80	30
8.	Adam Fox	NYR	82	28
	Jason Robertson	DAL	82	28
10.	Mitchell Marner	TOR	80	27
	Artemi Panarin	NYR	82	27
	Tyson Barrie	NSH	85	27
13.	Rasmus Dahlin	BUF	78	26
	Josh Morrissey	WPG	78	26

## SHORTHANDED ASSISTS

RK	PLAYER	TEAM	GP	SHA
1.	Jason Dickinson	CHI	78	4
	Scott Laughton	PHI	78	4
	Elias Pettersson	VAN	80	4
	J.T. Miller	VAN	81	4
	Charlie Coyle	BOS	82	4

## SHOTS

RK	PLAYER	TEAM	GP	S
1.	David Pastrnak	BOS	82	407
2.	Nathan MacKinnon	COL	71	366
3.	Connor McDavid	EDM	82	352
4.	Brady Tkachuk	OTT	82	347
5.	Jack Hughes	NJD	78	336
6.	Auston Matthews	TOR	74	327
	Timo Meier	NJD	78	327
8.	Matthew Tkachuk	FLA	79	322
9.	Jason Robertson	DAL	82	313
10.	Mikko Rantanen	COL	82	306
11.	Tage Thompson	BUF	78	295
12.	Alex Ovechkin	WSH	73	294
13.	William Nylander	TOR	82	293
14.	John Tavares	TOR	80	277
15.	Zach Hyman	EDM	79	276

## +/- Rating

RK	Player	Team	GP	+/-
1.	Hampus Lindholm	BOS	80	49
2.	Matt Grzelcyk	BOS	75	46
3.	Brandon Carlo	BOS	75	44
4.	Joe Pavelski	DAL	82	42
5.	Tomas Tatar	NJD	82	41
6.	Devon Toews	COL	80	39
7.	Jason Robertson	DAL	82	37
8.	Patrice Bergeron	BOS	78	35
9.	Ryan Graves	NJD	78	34
	David Pastrnak	BOS	82	34
11.	Nico Hischier	NJD	81	33
12.	Jared Spurgeon	MIN	79	32
13.	Roope Hintz	DAL	73	31
	Auston Matthews	TOR	74	31
15.	Alec Martinez	VGK	77	30

## POWER PLAY POINTS

RK	PLAYER	TEAM	GP	PPP
1.	Connor McDavid	EDM	82	71
2.	Leon Draisaitl	EDM	80	62
3.	Ryan Nugent-Hopkins	EDM	82	53
4.	Nikita Kucherov	TBL	82	50
5.	Jason Robertson	DAL	82	41
6.	Mika Zibanejad	NYR	82	39
	John Tavares	TOR	80	39
8.	David Pastrnak	BOS	82	37
	Mikko Rantanen	COL	82	37
10.	Matthew Tkachuk	FLA	79	36
	Evgeni Malkin	PIT	82	36
	Mitchell Marner	TOR	80	36
	Artemi Panarin	NYR	82	36
14.	Steven Stamkos	TBL	81	3

## SHORTHANDED POINTS

RK	PLAYER	TEAM	GP	SHP
1.	Elias Pettersson	VAN	80	9
2.	J.T. Miller	VAN	81	9
3.	Connor McDavid	EDM	82	7
	Scott Laughton	PHI	78	7
5.	Travis Konecny	PHI	60	6
6.	Sam Lafferty	TOR	70	5
	Bo Horvat	NYI	79	5
	Mitchell Marner	TOR	80	5
	Frederick Gaudreau	MIN	82	5
	Adam Lowry	WPG	82	5
	William Karlsson	VGK	82	5

## SHOOTING PERCENTAGE

RK	PLAYER	TEAM	GP	G	S	S%
1.	Andrei Kuzmenko	VAN	81	39	143	27.3
2.	Brayden Point	TBL	82	51	235	21.7
3.	Pavel Buchnevich	STL	63	26	123	21.1
	Leon Draisaitl	EDM	80	52	247	21.1
5.	Mark Scheifele	WPG	81	42	206	20.4
6.	Roope Hintz	DAL	73	37	184	20.1
7.	Jared McCann	SEA	79	40	210	19.0
8.	Alex Killorn	TBL	82	27	143	18.9
	Calle Jarnkrok	TOR	73	20	106	18.9
	Gabriel Vilardi	LAK	63	23	122	18.9
11.	Ryan Nugent-Hopkins	EDM	82	37	201	18.4
12.	Tommy Novak	NSH	51	17	93	18.3
13.	Connor McDavid	EDM	82	64	352	18.2
14.	Mikko Rantanen	COL	82	55	306	18.0
15.	Victor Olofsson	BUF	75	28	161	17.4

\* = Rookie





## 2022-23 NHL ROOKIE LEADERS

### INDIVIDUAL SCORING LEADERS

RK	PLAYER	TEAM	GP	TOI/G	G	A	PTS	+/-	PIM	PP	SHG	GW	OT	S	%
1.	Matty Beniers	SEA	80	17:06	24	33	57	14	2	4	0	4	1	148	16.2
2.	Matias Maccelli	ARI	64	15:41	11	38	49	0	18	1	0	1	0	61	18.0
3.	Mason McTavish	ANA	80	15:22	17	26	43	-19	44	7	0	1	0	161	10.6
4.	Wyatt Johnston	DAL	82	15:29	24	17	41	6	20	3	0	3	0	160	15.0
<b>5.</b>	<b>Kent Johnson</b>	<b>CBJ</b>	<b>79</b>	<b>14:31</b>	<b>16</b>	<b>24</b>	<b>40</b>	<b>-19</b>	<b>14</b>	<b>5</b>	<b>0</b>	<b>3</b>	<b>1</b>	<b>126</b>	<b>12.7</b>
6.	Noah Cates	PHI	82	17:46	13	25	38	3	12	3	1	5	0	107	12.1
7.	Jack Quinn	BUF	75	13:51	14	23	37	-7	15	1	0	2	0	126	11.1
8.	Shane Pinto	OTT	82	15:59	20	15	35	-21	18	5	0	2	0	158	12.7
	Owen Power	BUF	79	23:48	4	31	35	10	24	0	0	1	1	130	3.1
10.	JJ Peterka	BUF	77	13:39	12	20	32	-15	26	2	0	1	0	125	9.6
	Jake Sanderson	OTT	77	21:55	4	28	32	-6	12	2	0	0	0	132	3.0
12.	Cole Perfetti	WPG	51	14:58	8	22	30	10	16	1	0	0	0	90	8.9
13.	Calen Addison	MIN	62	16:07	3	26	29	-17	22	0	0	1	0	77	3.9
14.	Jonatan Berggren	DET	67	13:28	15	13	28	-14	16	5	0	0	0	98	15.3
15.	Jack McBain	ARI	82	13:59	12	14	26	-8	64	0	0	2	0	85	14.1
<b>16.</b>	<b>Kirill Marchenko</b>	<b>CBJ</b>	<b>59</b>	<b>16:11</b>	<b>21</b>	<b>4</b>	<b>25</b>	<b>-23</b>	<b>16</b>	<b>7</b>	<b>0</b>	<b>1</b>	<b>1</b>	<b>131</b>	<b>16.0</b>
	Juuso Parssinen	NSH	45	14:20	6	19	25	-1	15	1	0	3	1	49	12.2
18.	Fabian Zetterlund	SJS	67	13:15	6	17	23	-6	14	1	0	1	1	118	5.1
19.	Pierre-Olivier Joseph	PIT	75	15:15	5	16	21	8	44	1	0	1	0	108	4.6
20.	Rafael Harvey-Pinard	MTL	34	17:14	14	6	20	7	10	4	1	1	0	58	24.1
	Nick Perbix	TBL	69	15:24	5	15	20	11	22	0	0	2	0	111	4.5
22.	Paul Cotter	VGK	55	12:50	13	5	18	-5	15	0	0	1	0	76	17.1
	Kaiden Guhle	MTL	44	20:31	4	14	18	-19	27	0	0	0	0	48	8.3
24.	Mason Shaw	MIN	59	11:17	7	10	17	-1	79	0	0	0	0	92	7.6
	Jordan Harris	MTL	65	18:39	4	13	17	-3	26	0	0	0	0	70	5.7

### GOALS

RK	PLAYER	TEAM	GP	G
1.	Matty Beniers	SEA	80	24
	Wyatt Johnston	DAL	82	24
<b>3.</b>	<b>Kirill Marchenko</b>	<b>CBJ</b>	<b>59</b>	<b>21</b>
4.	Shane Pinto	OTT	82	20
5.	Mason McTavish	ANA	80	17
<b>6.</b>	<b>Kent Johnson</b>	<b>CBJ</b>	<b>79</b>	<b>16</b>
7.	Jonatan Berggren	DET	67	15
8.	Rafael Harvey-Pinard	MTL	34	14
	Jack Quinn	BUF	75	14
10.	Paul Cotter	VGK	55	13
	Noah Cates	PHI	82	13
12.	JJ Peterka	BUF	77	12
	Jack McBain	ARI	82	12
14.	Matias Maccelli	ARI	64	11
15.	Wade Allison	PHI	60	9

### ASSISTS

RK	PLAYER	TEAM	GP	A
1.	Matias Maccelli	ARI	64	38
2.	Matty Beniers	SEA	80	33
3.	Owen Power	BUF	79	31
4.	Jake Sanderson	OTT	77	28
5.	Calen Addison	MIN	62	26
	Mason McTavish	ANA	80	26
7.	Noah Cates	PHI	82	25
<b>8.</b>	<b>Kent Johnson</b>	<b>CBJ</b>	<b>79</b>	<b>24</b>
9.	Jack Quinn	BUF	75	23
10.	Cole Perfetti	WPG	51	22
11.	JJ Peterka	BUF	77	20
12.	Juuso Parssinen	NSH	45	19
13.	Fabian Zetterlund	SJS	67	17
	Wyatt Johnston	DAL	82	17
15.	Pierre-Olivier Joseph	PIT	75	16

### +/- RATING

RK	PLAYER	TEAM	GP	+/-
1.	Matty Beniers	SEA	80	14
2.	Nick Perbix	TBL	69	11
3.	Cole Perfetti	WPG	51	10
4.	Dylan Samberg	WPG	63	10
5.	Owen Power	BUF	79	10
6.	Pierre-Olivier Joseph	PIT	75	8
7.	Luke Evangelista	NSH	24	7
8.	Rafael Harvey-Pinard	MTL	34	7
9.	Philip Broberg	EDM	46	6
	Wyatt Johnston	DAL	82	6
11.	Spencer Stastney	NSH	8	5
12.	Bowen Byram	COL	30	7
	Vasily Podkolzin	VAN	79	7
14.	Dakota Joshua	STL	30	6

### POWER PLAY GOALS

RK	PLAYER	TEAM	GP	PPG
<b>1.</b>	<b>Kirill Marchenko</b>	<b>CBJ</b>	<b>59</b>	<b>7</b>
	Mason McTavish	ANA	80	7
3.	Jonatan Berggren	DET	67	5
	<b>Kent Johnson</b>	<b>CBJ</b>	<b>79</b>	<b>5</b>
	Shane Pinto	OTT	82	5
6.	Dylan Guenther	ARI	33	4
	Rafael Harvey-Pinard	MTL	34	4
	Matty Beniers	SEA	80	4
9.	Noah Cates	PHI	82	3
	Wyatt Johnston	DAL	82	3

### POWER PLAY ASSISTS

RK	PLAYER	TEAM	GP	PPA
1.	Calen Addison	MIN	62	18
2.	Jake Sanderson	OTT	77	15
3.	Matias Maccelli	ARI	64	12
4.	Owen Power	BUF	79	8
5.	Juuso Parssinen	NSH	45	7
<b>6.</b>	<b>Kent Johnson</b>	<b>CBJ</b>	<b>79</b>	<b>7</b>
	Mason McTavish	ANA	80	7
8.	Matty Beniers	SEA	80	6
<b>9.</b>	<b>Marcus Bjork</b>	<b>CBJ</b>	<b>33</b>	<b>5</b>
	Jack Quinn	BUF	75	5
	Noah Cates	PHI	82	5

### POWER PLAY POINTS

RK	PLAYER	TEAM	GP	PPP
1.	Calen Addison	MIN	62	18
2.	Jake Sanderson	OTT	77	17
3.	Mason McTavish	ANA	80	14
4.	Matias Maccelli	ARI	64	13
<b>5.</b>	<b>Kent Johnson</b>	<b>CBJ</b>	<b>79</b>	<b>12</b>
6.	Matty Beniers	SEA	80	10
7.	Jonatan Berggren	DET	67	9
	Shane Pinto	OTT	82	9
<b>9.</b>	<b>Kirill Marchenko</b>	<b>CBJ</b>	<b>59</b>	<b>8</b>
	Noah Cates	PHI	82	8
	Juuso Parssinen	NSH	45	8
	Owen Power	BUF	79	8
13.	Wyatt Johnston	DAL	82	7

### SHORTHANDED GOALS

RK	PLAYER	TEAM	GP	SHG
1.	Rafael Harvey-Pinard	MTL	34	1
	Justin Barron	MTL	39	1
	Noah Cates	PHI	82	1

### SHORTHANDED ASSISTS

RK	PLAYER	TEAM	GP	SHA
1.	Mason Shaw	MIN	59	2
	Nils Aman	VAN	68	2

### SHORTHANDED POINTS

RK	PLAYER	TEAM	GP	SHP
1.	Noah Cates	PHI	82	2
	Mason Shaw	MIN	59	2
	Nils Aman	VAN	68	2



# NHL ROOKIES & GOALIES

## GAME-WINNING GOALS

RK	PLAYER	TEAM	GP	G
1.	Noah Cates	PHI	82	5
2.	Matty Beniers	SEA	80	4
3.	Pavel Dorofeyev	VGK	18	3
	Juuso Parssinen	NSH	45	3
	Kent Johnson	CBJ	79	3
	Wyatt Johnston	DAL	82	3

## SHOTS

RK	PLAYER	TEAM	GP	S
1.	Mason McTavish	ANA	80	161
2.	Wyatt Johnston	DAL	82	160
3.	Shane Pinto	OTT	82	158
4.	Matty Beniers	SEA	80	148
5.	Jake Sanderson	OTT	77	132
6.	Kirill Marchenko	CBJ	59	131
7.	Owen Power	BUF	79	130
8.	Jack Quinn	BUF	75	126
	Kent Johnson	CBJ	79	126
10.	JJ Peterka	BUF	77	125

## SHOOTING PERCENTAGE

RK	PLAYER	TEAM	GP	G	S	S%
1.	Matty Beniers	SEA	80	24	148	16.2
2.	<b>Kirill Marchenko</b>	<b>CBJ</b>	<b>59</b>	<b>21</b>	<b>131</b>	<b>16.0</b>
3.	Jonatan Berggren	DET	67	15	98	15.3
4.	Wyatt Johnston	DAL	82	24	160	15.0
5.	Jack McBain	ARI	82	12	85	14.1
6.	<b>Kent Johnson</b>	<b>CBJ</b>	<b>79</b>	<b>16</b>	<b>126</b>	<b>12.7</b>
	Shane Pinto	OTT	82	20	158	12.7
8.	Noah Cates	PHI	82	13	107	12.1
9.	Jack Quinn	BUF	75	14	126	11.1
10.	Mason McTavish	ANA	80	17	161	10.6

## -- GOALTENDING LEADERS (MIN 25 GPI) --

### GOALS-AGAINST AVERAGE

RK	PLAYER	TEAM	GP	MIN	GA	GAA	W	L	OT
1.	Linus Ullmark	BOS	49	2,882:12	91	1.89	40	6	1
2.	Filip Gustavsson	MIN	39	2,310:56	81	2.10	22	9	7
3.	Antti Raanta	CAR	27	1,561:13	58	2.23	19	3	3
4.	Jeremy Swayman	BOS	37	2,012:59	76	2.27	24	6	4
5.	Ilya Samsonov	TOR	42	2,475:36	96	2.33	27	10	5
6.	Ilya Sorokin	NYI	62	3,587:04	140	2.34	31	22	7
7.	Jake Oettinger	DAL	62	3,644:53	144	2.37	37	11	11
8.	Vitek Vanecek	NJD	52	2,915:34	119	2.45	33	11	4
9.	Igor Shesterkin	NYR	58	3,488:46	144	2.48	37	13	8
	Frederik Andersen	CAR	34	1,984:21	82	2.48	21	11	1

### WINS

RK	PLAYER	TEAM	GP	MIN	W	L	OT
1.	Linus Ullmark	BOS	49	2,882:12	40	6	1
	Alexandar Georgiev	COL	62	3,700:20	40	16	6
3.	Igor Shesterkin	NYR	58	3,488:46	37	13	8
	Jake Oettinger	DAL	62	3,644:53	37	11	11
	Connor Hellebuyck	WPG	64	3,778:00	37	25	2
6.	Andrei Vasilevskiy	TBL	60	3,596:25	34	22	4
7.	Vitek Vanecek	NJD	52	2,915:34	33	11	4
	Juuse Saros	NSH	64	3,809:59	33	23	7
9.	Ilya Sorokin	NYI	62	3,587:04	31	22	7
10.	Stuart Skinner *	EDM	50	2,903:05	29	14	5

### SAVE PERCENTAGE

RK	PLAYER	TEAM	GP	MIN	GA	SA	SV%	W	L	OT
1.	Linus Ullmark	BOS	49	2,882:12	91	1,457	.938	40	6	1
2.	Filip Gustavsson	MIN	39	2,310:56	81	1,173	.931	22	9	7
3.	Ilya Sorokin	NYI	62	3,587:04	140	1,838	.924	31	22	7
4.	Jeremy Swayman	BOS	37	2,012:59	76	953	.920	24	6	4
	Connor Hellebuyck	WPG	64	3,778:00	157	1,964	.920	37	25	2
6.	Jake Oettinger	DAL	62	3,644:53	144	1,776	.919	37	11	11
	Ilya Samsonov	TOR	42	2,475:36	96	1,184	.919	27	10	5
	Juuse Saros	NSH	64	3,809:59	171	2,099	.919	33	23	7
9.	Alexandar Georgiev	COL	62	3,700:20	156	1,904	.918	40	16	6
10.	Igor Shesterkin	NYR	58	3,488:46	144	1,719	.916	37	13	8

### SHUTOUTS

RK	PLAYER	TEAM	GP	MIN	SO	SA	W	L	OT
1.	Ilya Sorokin	NYI	62	3,587:04	6	1,838	31	22	7
2.	Darcy Kuemper	WSH	57	3,223:47	5	1,674	22	26	7
	Alexandar Georgiev	COL	62	3,700:20	5	1,904	40	16	6
	Jake Oettinger	DAL	62	3,644:53	5	1,776	37	11	11
5.	Pyotr Kochetkov *	CAR	24	1,403:56	4	627	12	7	5
	Antti Raanta	CAR	27	1,561:13	4	644	19	3	3
	Jeremy Swayman	BOS	37	2,012:59	4	953	24	6	4
	Ilya Samsonov	TOR	42	2,475:36	4	1,184	27	10	5
	Ville Husso	DET	56	3,220:14	4	1,603	26	22	7
	Andrei Vasilevskiy	TBL	60	3,596:25	4	1,875	34	22	4

\*= Rookie





## GOALS FOR

RK	TEAM	TOTAL	GF/GP
1.	CHI	202	2.46
2.	ANA	206	2.51
3.	<b>CBJ</b>	<b>213</b>	<b>2.60</b>
4.	PHI	220	2.68
5.	NSH	223	2.72
6.	ARI	225	2.74
7.	MTL	227	2.77
8.	SJS	233	2.84
9.	DET	237	2.89
10.	MIN	239	2.91
11.	NYI	242	2.95
12.	WPG	246	3.00
13.	WSH	253	3.09
14.	CGY	258	3.15
15.	OTT	259	3.16
16.	SLB	260	3.17
17.	PIT	261	3.18
18.	CAR	262	3.20
19.	VGK	267	3.26
20.	VAN	270	3.29
21.	NYR	273	3.33
22.	COL	274	3.34
23.	LAK	274	3.34
24.	TOR	278	3.39
25.	TBL	280	3.41
26.	DAL	281	3.43
27.	FLA	288	3.51
28.	NJD	289	3.52
29.	SEA	289	3.52
30.	BUF	293	3.57
31.	BOS	301	3.67
32.	EDM	324	3.96

## GOALS AGAINST

RK	TEAM	TOTAL	GA/GP
1.	BOS	174	2.12
2.	CAR	210	2.56
3.	DAL	215	2.62
4.	NYR	216	2.63
5.	NYI	217	2.65
6.	MIN	219	2.67
7.	TOR	220	2.68
8.	NJD	222	2.71
9.	COL	223	2.72
10.	WPG	224	2.73
11.	VGK	225	2.74
12.	NSH	236	2.88
13.	CGY	247	3.02
14.	TBL	252	3.07
15.	SEA	252	3.07
16.	LAK	254	3.10
17.	EDM	256	3.12
18.	WSH	261	3.18
19.	PIT	263	3.21
20.	OTT	270	3.29
21.	FLA	272	3.32
22.	DET	275	3.35
23.	PHI	276	3.37
24.	ARI	295	3.60
25.	VAN	296	3.61
26.	BUF	297	3.62
27.	SLB	298	3.63
28.	CHI	299	3.65
29.	MTL	305	3.72
30.	SJS	315	3.84
31.	<b>CBJ</b>	<b>329</b>	<b>4.01</b>
32.	ANA	335	4.09

## PENALTY MINUTES

RANK	TEAM	TOTAL	PIM	PIM/GP
1.	VGK	243	599	7.3
2.	CAR	290	614	7.5
3.	BUF	278	618	7.5
4.	NJD	273	632	7.7
5.	NYR	271	635	7.7
6.	DAL	280	637	7.8
7.	STL	264	651	7.9
8.	<b>CBJ</b>	<b>285</b>	<b>654</b>	<b>8.0</b>
9.	NYI	276	656	8.0
10.	DET	301	662	8.1
11.	SJS	284	667	8.1
12.	COL	297	675	8.2
13.	WPG	301	699	8.5
14.	TOR	303	701	8.5
15.	PIT	306	705	8.6
16.	EDM	324	706	8.6
17.	CHI	283	707	8.6
18.	SEA	293	708	8.6
19.	WSH	295	723	8.8
20.	LAK	316	723	8.8
21.	VAN	298	734	9.0
22.	CGY	322	757	9.2
23.	NSH	330	791	9.6
24.	PHI	321	855	10.4
25.	BOS	359	861	10.5
26.	ANA	365	929	11.3
27.	MIN	357	935	11.4
28.	MTL	357	955	11.6
29.	ARI	387	972	11.9
30.	TBL	373	995	12.1
31.	FLA	388	998	12.2
32.	OTT	388	1027	12.5

## POWER PLAY

RANK	TEAM	GP	ADV	PPGF	%
1.	EDM	82	275	89	32.4
2.	TOR	82	246	64	26.0
3.	TBL	82	280	71	25.4
4.	LAK	82	269	68	25.3
5.	DAL	82	256	64	25.0
6.	COL	82	261	64	24.5
7.	NYR	82	245	59	24.1
8.	OTT	82	306	72	23.5
9.	BUF	82	269	63	23.4
10.	FLA	82	276	63	22.8
11.	VAN	82	273	62	22.7
12.	BOS	82	279	62	22.2
13.	NJD	82	224	49	21.9
14.	PIT	82	290	63	21.7
15.	MIN	82	252	54	21.4
16.	WSH	82	245	52	21.2
17.	DET	82	270	57	21.1
18.	VGK	82	207	42	20.3
19.	CGY	82	252	50	19.8
20.	CAR	82	253	50	19.8
21.	SEA	82	243	48	19.8
22.	STL	82	238	46	19.3
23.	WPG	82	270	52	19.3
24.	ARI	82	238	45	18.9
25.	SJS	82	223	41	18.4
26.	<b>CBJ</b>	<b>82</b>	<b>224</b>	<b>41</b>	<b>18.3</b>
27.	NSH	82	250	44	17.6
28.	CHI	82	232	38	16.4
29.	MTL	82	236	38	16.1
30.	NYI	82	222	35	15.8
31.	ANA	82	229	36	15.7
32.	PHI	82	225	35	15.6

## PENALTY KILL

RANK	TEAM	GP	ADV	PPGA	%
1.	BOS	82	283	36	87.3
2.	CAR	82	256	40	84.4
3.	DAL	82	242	40	83.5
4.	NJD	82	230	40	82.6
5.	CGY	82	270	47	82.6
6.	NSH	82	275	48	82.6
7.	WPG	82	239	42	82.4
8.	SJS	82	244	43	82.4
9.	NYI	82	219	39	82.2
10.	MIN	82	256	46	82.0
11.	NSH	82	226	41	81.9
12.	TOR	82	248	45	81.8
13.	NYR	82	223	42	81.2
14.	OTT	82	296	59	80.1
15.	TBL	82	261	53	79.7
16.	PIT	82	263	55	79.1
17.	COL	82	248	52	79.0
18.	DET	82	249	54	78.3
19.	VGK	82	195	44	77.4
20.	EDM	82	278	64	77.0
21.	SEA	82	236	55	76.7
22.	CHI	82	231	55	76.2
23.	FLA	82	291	70	76.0
24.	LAK	82	269	65	75.8
25.	<b>CBJ</b>	<b>82</b>	<b>237</b>	<b>59</b>	<b>75.1</b>
26.	PHI	82	233	59	74.7
27.	ARI	82	319	81	74.6
28.	BUF	82	226	61	73.0
29.	MTL	82	275	75	72.7
30.	STL	82	217	60	72.4
31.	ANA	82	280	78	72.1
32.	VAN	82	243	69	71.6

## SH GF

RANK	TEAM	GP	SHGF
1.	EDM	82	18
2.	VAN	82	15
3.	MIN	82	14
4.	CAR	82	11
5.	PHI	82	11
6.	DAL	82	10
7.	VGK	82	10
8.	BUF	82	9
9.	NJD	82	9
10.	OTT	82	9
11.	BOS	82	8
12.	CGY	82	8
13.	MTL	82	8
14.	NYR	82	8
15.	TOR	82	8
16.	CHI	82	7
17.	LAK	82	7
18.	STL	82	7
19.	TBL	82	7
20.	WPG	82	7
21.	COL	82	6
22.	FLA	82	6
23.	NSH	82	6
24.	NYI	82	6
25.	SEA	82	6
26.	ARI	82	5
27.	<b>CBJ</b>	<b>82</b>	<b>5</b>
28.	DET	82	5
29.	PIT	82	5
30.	SJS	82	4
31.	WSH	82	4
32.	ANA	82	1

## SH GA

RANK	TEAM	GP	SHGA
1.	MIN	82	3
2.	MTL	82	3
3.	VGK	82	4
4.	COL	82	5
5.	DAL	82	5
6.	NYR	82	5
7.	PIT	82	5
8.	ARI	82	6
9.	CGY	82	6
10.	CAR	82	6
11.	NSH	82	6
12.	WPG	82	6
13.	ANA	82	7
14.	BUF	82	7
15.	EDM	82	7
16.	NYI	82	7
17.	BOS	82	8
18.	NJD	82	8
19.	TOR	82	8
20.	WSH	82	9
21.	<b>CBJ</b>	<b>82</b>	<b>9</b>
22.	FLA	82	9
23.	LAK	82	9
24.	PHI	82	9
25.	SEA	82	9
26.	CHI	82	10
27.	OTT	82	11
28.	TBL	82	11
29.	DET	82	12
30.	SJS	82	13
31.	STL	82	14
32.	VAN	82	14

## TEAM NOTES

**COLUMBUS BLUE JACKETS COMPLETE 22ND NHL SEASON:** The Columbus Blue Jackets completed their 22nd NHL season with a 25-48-9 record (59 pts./360 pts. pct.)... The club finished eighth in the Metropolitan Division, 16th in the Eastern Conference and 31st in the NHL... Columbus recorded a season-high four-game points streak from Nov. 10-17 (3-0-1; vs. PHI, at NYI, vs. PHI, vs. MTL) and picked up points in seven of nine contests from Feb. 11-28 (5-2-2)... The club lost a season-high seven-straight contests in regulation from Dec. 13-29 (at FLA, at TBL, at BOS, vs. DAL, at PHI, at CHI, at NYI)... Since the start of the 2012-13 season, the Blue Jackets have gone 398-343-89 (.533) with seven winning seasons and five Stanley Cup Playoffs berths during that span.

**BLUE JACKETS AT HOME:** The Blue Jackets went 16-23-2 (47 pts./415) at home this season, scoring 113 goals (2.76 per game) and allowing 159 goals (3.88) in 41 games, including a 5-1 loss to Colorado in Tampere, Finland as part of the 2022 NHL Global Series... The club won a season-high three consecutive home games from Nov. 10-Dec. 17 (PHI, PHI, MTL)... In 22 seasons, Columbus is 427-338-102 (.551) in 867 home games.

**COLUMBUS ON THE ROAD:** Columbus went 9-25-7 (25 pts./305) on the road this season, scoring 100 goals (2.44 per game) and allowing 170 goals (4.15) in 41 games, including a 6-3 loss vs. Colorado in Tampere, Finland as part of the 2022 NHL Global Series... The Blue Jackets recorded a point in a season-high five consecutive road games from Feb. 11-28 (3-0-2; at TOR, at DAL, at ARI, at MIN, at BUF)... In 22 NHL seasons, Columbus is 313-446-106 (.423) in 865 road games.

**GOALS FOR/GOALS AGAINST: Goals For:** The Blue Jackets scored 213 goals in 82 games (not including SO goals), which was an average of 2.60 goals per game (30th, NHL)... The club scored a season-high seven goals on Mar. 21 at Washington (7-6 OTW) and posted four six-goal contests on Nov. 17 vs. Montreal (6-4 W), Dec. 11 vs. Los Angeles (6-5 OTW), Feb. 25 vs. Edmonton (6-5 W) and Mar. 14 at San Jose (6-5 OTW)... Columbus scored four or more goals (incl. SO goals) 24 times (21-2-1) and five or more on 13 occasions (13-0-0)... **Goals Against:** The Blue Jackets allowed 329 goals in 82 games, averaging 4.01 goals-against per game (31st, NHL), which was the most in club history (previous record: 297/3.62, 2021-22)... The team surrendered two goals or fewer in 15 games (9-5-1) and one goal or fewer in seven contests (6-1-0).

**ON THE POWER PLAY:** Columbus converted 41-of-224 power play opportunities (18.3 percent), which ranked 26th in the NHL... The club was 22-of-112 at home (19.6 pct./22nd, NHL) and 19-of-112 on the road (17.0 pct./28th, NHL)... Columbus scored a power play goal in 32-of-82 games and was 14-13-5 in those contests... After opening the season 0-for-26, the Jackets converted 41-of-198 (20.1 pct.)... The club scored a power play goal in 13 of the final 22 games (15-for-64; 23.4 pct.), ranking 10th in the NHL in power play percentage from Feb. 28-Apr. 14... LW **Johnny Gaudreau** led the club in PP assists and points with 3-21-24, while LW **Patrik Laine** led the club in PP goals and ranked second in PP points with 8-8-16... C **Boone Jenner** ranked second-T in PP goals and fourth in points with 7-4-11, while C **Kent Johnson** led club rookies in PP points with 5-7-12 and RW **Kirill Marchenko** finished tied for the NHL lead among rookies in PP goals with 7-1-8.

**PENALTY KILLING:** The Blue Jackets killed off 178-of-237 opponent power plays (75.1 pct.), ranking 25th in the NHL... The club stopped 96-of-123 attempts at home (78.1 pct./21st, NHL) and 82-of-114 attempts on the road (71.9 pct./27th, NHL).

**SHORTHANDED SCORING:** The Blue Jackets scored five shorthanded goals to rank 26th-T in the NHL... Columbus scored all five shorthanded goals at home (8th-T, NHL)... Six different Blue Jackets registered a shorthanded point with C **Jack Roslovic** (2-1-3) and LW **Gustav Nyquist** (2-0-2) leading the club with two shorthanded goals each... LW **Eric Robinson** (0-2-2) and C **Sean Kuraly** (1-1-2) each picked up two shorthanded points, while D **Andrew Peeke** and D **Vladislav Gavrikov** each collected a shorthanded assist... The club allowed nine shorthanded goals (21st-T, NHL), including four at home (18th-T, NHL) and five on the road (22nd-T, NHL).

*Goals Against in italics*

DATE	OPPONENT	GOAL SCORER	ASSISTS	GOALIE	PER.	TIME	RESULT
Oct. 18	vs. Vancouver	Bo Horvat	Pettersson, Ekman-Larsson	Elvis Merzlikins	7:51	1st	4-3, OTW
Oct. 22	vs. Pittsburgh	Jack Roslovic	Unassisted	Tristan Jarry	18:44	1st	3-6, L
Oct. 28	vs. Boston	Charlie Coyle	Unassisted	Elvis Merzlikins	4:30	2nd	0-4, L
Nov. 20	vs. Florida	Sean Kuraly	Robinson, Peeke	Sergei Bobrovsky	1:57	3rd	5-3, W
Dec. 11	vs. Los Angeles	Jack Roslovic	Robinson, Gavrikov	Jonathan Quick	18:00	2nd	6-5, OTW
Dec. 20	at Philadelphia	Travis Konecny	Laughton	Daniil Tarasov	13:48	1st	3-5, L
Dec. 31	vs. Chicago	Gustav Nyquist	Roslovic	Alex Stalock	3:50	2nd	4-1, W
Dec. 31	vs. Chicago	Gustav Nyquist	Kuraly	Empty Net	19:21	3rd	4-1, W
Jan. 3	at Ottawa	Austin Watson	Hamon	Empty Net	16:41	3rd	0-4, L
Jan. 12	vs. Carolina	Jalen Chatfield	Fast	Joonas Korpisalo	15:52	2nd	2-6, L
Jan. 27	at Vancouver	Elias Pettersson	Horvat	Joonas Korpisalo	1:25	1st	2-5, L
Feb. 25	vs. Edmonton	Connor McDavid	Kulak	Joonas Korpisalo	12:51	2nd	6-5, W
Mar. 4	at Ottawa	Tim Stutzle	Joseph	Michael Hutchinson	12:07	3rd	2-5, L
Apr. 6	at New Jersey	Damon Severson	Haula	Jon Gillies	6:36	3rd	1-8, L





**IN THE PENALTY BOX:** The Blue Jackets accumulated 285 penalties and 654 penalty minutes in 82 games, averaging 8.0 PIM per game (8th-T, NHL)... The 654 penalty minutes were the seventh-fewest in franchise history and the 8.0 PIM per game was the sixth-lowest average in the club's 22 seasons... Columbus racked up a season-high 25 penalty minutes on Mar. 30 at Boston... Columbus was not penalized on Dec. 19 vs. Dallas and penalized just one time in six games (Dec. 20 at PHI, Jan. 25 at EDM, Feb. 18 at DAL, Feb. 23 vs. MIN, Mar. 24 vs. NYI, Apr. 14 vs. BUF)... RW **Mathieu Olivier** led the team with 81 PIM (26th-T, NHL), followed by C **Sean Kuraly** (68 PIM) and D **Erik Gudbranson** (57 PIM).

**ATTENDANCE REPORT:** Columbus drew 678,346 fans to 40 home games at Nationwide Arena (18,144), averaging 16,959 per game with 14 sellouts... The club posted the highest average attendance at Nationwide Arena since 2003-04 (17,369), while the 14 sellouts ranked second since 2003-04 (16), trailing only 2018-19 (15)... The highest attended home game of the season was Feb. 25 vs. Edmonton, drawing a crowd of 19,004... The team averaged 18,200 fans per home game with 10 sellouts over the final 15 games from Jan. 21-Apr. 14... CBJ also posted sellouts in eight of their final nine home games... During seasons with normal capacity (not including 2020-21 campaign), the club has averaged 16,060 fans per game (88.5 pct. of capacity) with 231 sellouts in 837 regular season games.

**CBJ VS. EASTERN/WESTERN CONFERENCE:** The Blue Jackets posted a 13-32-5 record in games played against Eastern Conference opponents... The club was 7-15-4 within the Metropolitan Division and went 6-17-1 vs. the Atlantic Division... In 650 games all-time vs. the Eastern Conference, Columbus is 311-266-73... The Blue Jackets also posted a 12-16-4 mark vs. Western Conference teams, including a 5-9-2 record vs. Central Division clubs and a 7-7-2 mark vs. the Pacific Division.

**MISCELLANEOUS NEWS & NOTES:** The Blue Jackets had the second-youngest roster in the NHL during the 2022-23 season with 19 players making their team debut and a franchise-record 11 players making their NHL debuts during the campaign... Columbus played 17 back-to-back sets during the 2022-23 season and posted an overall record of 9-22-2 with a 5-12-0 mark in first games and 4-10-2 in second contests... The Blue Jackets had four players score at least 20 goals this season, which was tied for the second-most in a single season in club history (five; 2018-19)... The club set a new team record with 563 man-games lost to injury (previous high was 508 in 2014-15)... A franchise-record 47 different players played in a game this season, including six goaltenders, surpassing the previous highs of 43 players (2003-04) and five goaltenders (2006-07 and 2008-09)... The Blue Jackets averaged 29.3 shots on goal per game (26th, NHL) and allowed 35.4 shots-against (31st, NHL)... The club averaged 16.22 blocked shots per game (4th, NHL; 1,343 total); 22.71 hits (15th, NHL; 1,880 total); 6.35 giveaways (4th-fewest, NHL; 526 total); 6.46 takeaways (23rd, NHL; 535 total); and won 48.6 percent of its faceoffs taken (23rd, NHL).

**BLUE JACKETS IN OVERTIME:** Columbus went 9-8 in games decided in overtime and 10-8-1 including outings decided in a shootout... The team ranked 15th in the NHL in win percentage in games decided beyond regulation (.526)... The club was 6-1 at home (7-1-1 including shootouts) and 3-7 on the road (3-7-0 including shootouts)... The Blue Jackets were tied for the NHL lead with six overtime victories at home (New Jersey, Anaheim)... Thirteen different CBJ players recorded overtime points with LW **Johnny Gaudreau** leading the team in overtime scoring with 3-4-7, followed by D **Vladislav Gavrikov** (2-1-3), while RW **Yegor Chinakhov** (0-2-2), LW **Patrik Laine** (0-2-2) and D **Adam Boqvist** (0-2-2) each adding two assists.

## Overtime Wins – 9

DATE	OPPONENT	GWG	ASSIST(S)	OPP. GOALTENDER	TIME	SCORE
Oct. 18	vs. Vancouver	Vladislav Gavrikov	Chinakhov, Voracek	Spencer Martin	3:21	4-3, OTW
Nov. 15	vs. Philadelphia	Vladislav Gavrikov	Chinakhov, Sillinger	Carter Hart	3:14	5-4, OTW
Dec. 11	vs. Los Angeles	Johnny Gaudreau	Laine, Gavrikov	Jonathan Quick	0:40	6-5, OTW
Jan. 25	at Edmonton	Kent Johnson	Gaudreau, Gudbranson	Stuart Skinner	2:29	3-2, OTW
Mar. 14	at San Jose	Johnny Gaudreau	Laine	Kaapo Kahkonen	4:17	6-5, OTW
Mar. 21	at Washington	Jack Roslovic	Gaudreau	Charlie Lindgren	2:43	7-6, OTW
Mar. 24	vs. NY Islanders	Boone Jenner (PP)	Gaudreau, Boqvist	Ilya Sorokin	0:40	5-4, OTW
Apr. 2	vs. Ottawa	Kirill Marchenko	Gaudreau	Cam Talbot	0:16	4-3, OTW
Apr. 13	vs. Pittsburgh	Johnny Gaudreau	Boqvist, Kuraly	Tristan Jarry	1:00	3-2, OTW

## Overtime Losses – 8

DATE	OPPONENT	GWG	ASSIST(S)	CBJ GOALTENDER	TIME	SCORE
Nov. 12	at NY Islanders	Zach Parise	Pageau, Pelech	Joonas Korpisalo	0:39	3-4, OTL
Jan. 23	at Calgary	Dilon Dube	Mangiapanne	Joonas Korpisalo	2:25	3-4, OTL
Jan. 31	vs. Washington	Evgeny Kuznetsov	Johansson, Gustafsson	Joonas Korpisalo	0:26	3-4, OTL
Feb. 19	at Arizona	Barrett Hayton	Maccelli	Elvis Merzlikins	2:00	2-3, OTL
Feb. 26	at Minnesota	Kirill Kaprizov	Addison, Zuccarello	Elvis Merzlikins	4:40	2-3, OTL
Mar. 7	at Pittsburgh	Sidney Crosby (PP)	Malkin	Michael Hutchinson	2:45	4-5, OTL
Mar. 30	at Boston	David Pastrnak	Lindholm, Nosek	Michael Hutchinson	0:41	1-2, OTL
Apr. 11	at Philadelphia	Owen Tippett	Provorov, York	Michael Hutchinson	4:44	3-4, OTL



# SEASON NOTES

## SHOOTOUT REPORT

Columbus, which tied for the NHL low in games decided by the shootout (two), went 1-1 in 2022-23, converting 4-of-12 attempts (33.3 pct./15th-T in NHL) and stopping 8-of-12 (66.7 pct./16th-T in NHL)... The club played both of its shootouts at home, converting 4-of-12 attempts (33.3 pct./11th-T in NHL) and stopping 8-of-12 attempts (66.7 pct./11th-T in NHL)... The Blue Jackets and Winnipeg Jets were the only two teams in the NHL to not participate in a shootout as a road team.

*(Bold indicates goal; Underline indicates deciding goal)*

DATE	OPPONENT	CBJ SHOOTERS	OPP SHOOTERS	CBJ GOALIE	OPP GOALIE	RESULT
Nov. 28	vs. Vegas	<b>14</b> , 59, 13, 91, 38, 34, 64	10, 9, <b>81</b> , 27, 61, 8, <b>43</b>	Tarasov	Thompson	2-3, SOL
Jan. 7	vs. Carolina	<b>86</b> , <b>29</b> , 13, 14, <u>91</u>	8, <b>37</b> , <b>86</b> , 67, 88	Korpisalo	Raanta	4-3, SOW

NO.	PLAYER	RD. 1	RD. 2	RD. 3	RD. 4	RD. 5	RD. 6	RD. 7	RD. 8	RD. 9	TOTAL	S PCT.	GWG
86	Kirill Marchenko *	1-1									1-1	1.000	0
29	Patrik Laine		1-1								1-1	1.000	0
14	Gustav Nyquist +	1-1			0-1						1-2	0.500	0
91	Kent Johnson *				0-1	1-1					1-2	0.500	1
59	Yegor Chinakhov		0-1								0-1	0.000	0
13	Johnny Gaudreau			0-2							0-2	0.000	0
38	Boone Jenner					0-1					0-1	0.000	0
34	Cole Sillinger						0-1				0-1	0.000	0
64	Trey Fix-Wolansky *							0-1			0-1	0.000	0

NO.	GOALTENDER	RD. 1	RD. 2	RD. 3	RD. 4	RD. 5	RD. 6	RD. 7	RD. 8	RD. 9	TOTAL	SV PCT.	REC
40	Daniil Tarasov *	1-1	1-1	0-1	1-1	1-1	1-1	0-1			5-7	.714	0-1
70	Joonas Korpisalo	1-1	0-1	0-1	1-1	1-1					3-5	.600	1-0

## CBJ RECORD WHEN...

PLAYER	2022-23 SEASON				BLUE JACKETS CAREER			
	GOAL	ASSIST	POINT	MULTI-POINT	GOAL	ASSIST	POINT	MULTI-POINT
Gavin Bayreuther	0-2-0	5-5-1	5-7-1	1-0-0	0-3-0	10-8-1	10-11-1	1-0-0
Jake Bean	1-0-0	1-1-1	2-1-1	0-1-1	4-1-1	8-9-1	11-10-2	3-3-1
Emil Bemstrom	3-2-2	8-3-3	10-5-3	1-1-2	13-6-5	19-6-6	27-12-9	5-1-3
Tim Berni *	0-1-0	0-1-1	0-2-1	0-0-0	0-1-0	0-1-1	0-2-1	0-0-0
Marcus Bjork *	0-2-1	3-5-0	3-6-1	0-1-0	0-2-1	3-5-0	3-6-1	0-1-0
Nick Blankenburg *	2-2-0	6-1-1	7-3-1	3-0-0	3-2-0	8-1-1	9-3-1	4-0-0
Adam Boqvist	2-2-0	7-9-2	9-9-2	2-2-0	7-5-1	12-14-2	17-16-3	5-3-0
Yegor Chinakhov	2-2-0	5-1-1	7-3-1	2-0-0	8-2-0	9-3-1	16-5-1	6-0-0
Jake Christiansen *	0-0-0	1-2-1	1-2-1	0-0-0	1-0-0	1-2-1	2-2-1	0-0-0
Justin Danforth	2-0-0	0-1-0	2-1-0	0-0-0	7-3-1	1-4-0	8-7-1	0-0-0
Trey Fix-Wolansky *	0-0-1	0-0-0	0-0-1	0-0-0	1-0-1	1-0-0	2-0-1	0-0-0
Liam Foudy *	3-1-3	1-3-2	4-4-4	1-0-1	3-1-3	2-6-3	5-7-5	1-0-1
Johnny Gaudreau	9-8-2	18-16-3	20-23-4	14-4-2	9-8-2	18-16-3	20-23-4	14-4-2
Vladislav Gavrikov +	3-0-0	4-1-1	5-1-1	3-0-0	9-3-1	30-13-9	37-16-10	9-1-0
Erik Gudbranson	1-0-0	4-5-2	5-5-2	1-0-0	1-0-0	4-5-2	5-5-2	1-0-0
Michael Hutchinson	0-0-0	0-1-0	0-1-0	0-0-0	0-0-0	0-1-0	0-1-0	0-0-0
Boone Jenner	15-5-3	8-8-1	18-13-3	9-1-1	105-39-10	89-35-15	160-68-24	56-10-2
Kent Johnson *	9-7-0	12-7-1	19-13-1	5-1-1	9-7-0	13-8-2	20-14-2	5-1-1
Joonas Korpisalo +	0-0-0	0-0-0	0-0-0	0-0-0	0-0-0	2-0-0	2-0-0	0-0-0
Sean Kuraly	6-3-1	6-2-0	11-5-1	2-0-0	12-9-1	14-6-3	24-15-4	4-1-1
Patrik Laine	7-8-3	9-12-2	12-16-4	8-7-1	24-13-8	27-20-8	41-29-13	23-10-5
Joona Luoto *	0-1-0	0-0-0	0-1-0	0-0-0	0-1-0	0-0-0	0-1-0	0-0-0
Kirill Marchenko *	7-9-1	2-2-0	7-10-1	4-2-0	7-9-1	2-2-0	7-10-1	4-2-0
Hunter McKown *	0-0-0	2-0-0	2-0-0	0-0-0	0-0-0	2-0-0	2-0-0	0-0-0
Elvis Merzlikins	0-0-0	1-0-0	1-0-0	0-0-0	0-0-0	3-1-0	3-1-0	0-0-0
Carson Meyer	0-0-0	0-0-1	0-0-1	0-0-0	1-0-0	1-1-1	1-1-1	1-0-0
Gustav Nyquist +	4-4-0	3-5-2	6-9-2	2-1-2	18-18-2	34-18-8	46-32-10	17-6-2
Mathieu Olivier	2-2-1	6-2-1	7-4-2	1-0-0	2-2-1	6-2-1	7-4-2	1-0-0
Lane Pederson	0-1-1	1-0-0	1-1-1	0-0-0	0-1-1	1-0-0	1-1-1	0-0-0
Andrew Peeke	2-3-1	4-2-1	6-5-2	0-0-0	4-3-2	14-8-2	18-11-4	1-0-0
Mikael Pyyhtia *	0-0-0	1-0-0	1-0-0	0-0-0	0-0-0	1-0-0	1-0-0	0-0-0
Justin Richards *	0-0-0	1-0-0	1-0-0	0-0-0	0-0-0	1-0-0	1-0-0	0-0-0
Eric Robinson	8-1-1	6-5-1	11-6-2	4-0-0	18-5-3	16-10-4	31-15-7	7-1-1
Jack Roslovic	3-4-1	13-13-1	14-16-2	6-2-0	22-11-2	30-27-7	44-35-9	18-6-2
Cole Sillinger	1-1-1	4-3-1	5-4-2	0-0-0	13-2-1	14-7-2	23-9-3	5-0-0
Stanislav Svozil *	0-0-0	1-0-0	1-0-0	0-0-0	0-0-0	1-0-0	1-0-0	0-0-0
Billy Sweezey	0-0-0	1-0-0	1-0-0	0-0-0	0-0-0	1-0-0	1-0-0	0-0-0
Daniil Tarasov *	0-0-0	1-0-0	1-0-0	0-0-0	0-0-0	1-0-0	1-0-0	0-0-0
Jakub Voracek +	0-1-0	3-0-0	3-1-0	2-0-0	26-11-6	70-34-18	87-43-21	33-5-5
Zach Werenski	3-0-0	1-4-0	3-4-0	1-0-0	45-20-9	93-40-6	124-55-14	36-8-1

\* Rookie + Traded

2022-23 SEASON





## BLUE JACKETS MULTI-POINT GAMES

PLAYER	Goals			Assists				Points			
	2	3+	TOTAL	2	3	4+	TOTAL	2	3	4+	TOTAL
Gavin Bayreuther	0	0	0	1	0	0	1	1	0	0	1
Jake Bean	0	0	0	2	0	0	2	2	0	0	2
Emil Bemstrom	0	0	0	1	0	0	1	4	0	0	4
Marcus Bjork *	0	0	0	0	0	0	0	1	0	0	1
Nick Blankenburg *	0	0	0	2	0	0	2	3	0	0	3
Adam Boqvist	1	0	1	1	0	0	1	4	0	0	4
Yegor Chinakhov	0	0	0	2	0	0	2	2	0	0	2
Liam Foudy *	0	0	0	1	0	0	1	2	0	0	2
Johnny Gaudreau	2	0	2	12	2	0	14	15	4	1	20
Vladislav Gavrikov +	0	0	0	1	0	0	1	3	0	0	3
Erik Gudbranson	0	0	0	1	0	0	1	1	0	0	1
Boone Jenner	3	0	3	2	0	0	2	11	0	0	11
Kent Johnson *	0	0	0	4	0	0	4	7	0	0	7
Sean Kuraly	1	0	1	1	0	0	1	1	1	0	2
Patrik Laine	2	1	3	7	0	0	7	12	4	0	16
Kirill Marchenko *	2	1	3	0	0	0	0	5	1	0	6
Gustav Nyquist +	2	0	2	2	0	0	2	5	0	0	5
Mathieu Olivier	0	0	0	1	0	0	1	0	1	0	1
Eric Robinson	0	1	1	0	0	0	0	3	1	0	4
Jack Roslovic	3	0	3	6	0	0	6	6	0	2	8
Jakub Voracek +	0	0	0	2	0	0	2	2	0	0	2
Zach Werenski	0	0	0	0	0	0	0	1	0	0	1
<b>TOTALS</b>	<b>16</b>	<b>3</b>	<b>19</b>	<b>49</b>	<b>2</b>	<b>0</b>	<b>51</b>	<b>91</b>	<b>12</b>	<b>3</b>	<b>106</b>

## BLUE JACKETS "THREE STARS OF THE GAME" AWARD

(1st Star-5 pts.; 2nd Star-3 pts.; 3rd Star-1 pt.)

PLAYER	1ST STAR	2ND STAR	3RD STAR	# OF STARS	PTS.
Johnny Gaudreau	4	7	2	13	43
Joonas Korpisalo +	3	3	3	9	27
Boone Jenner	4		6	10	26
Patrik Laine	2	4	1	7	23
Jack Roslovic	3			3	15
Daniil Tarasov *	2	1		3	13
Kent Johnson *		3	3	6	12
Gustav Nyquist +	2			2	10
Adam Boqvist		3		3	9
Kirill Marchenko *	1	1	1	3	9
Eric Robinson	1	1		2	8
Nick Blankenburg *	1		1	2	6
Vladislav Gavrikov +		2		2	6
Michael Hutchinson	1			1	5
Sean Kuraly	1			1	5
Mathieu Olivier		1	2	3	5
Liam Foudy *		1	1	2	4
Jet Greaves *		1		1	3
Elvis Merzlikins			2	2	2
Tyler Angle			1	1	1
Emil Bemstrom			1	1	1
Justin Danforth			1	1	1
Jon Gillies			1	1	1
Andrew Peeke			1	1	1
Zach Werenski			1	1	1

\* Rookie + Traded



## PLAYER NOTES

**GAUDREAU LEADS THE WAY:** LW **Johnny Gaudreau** led the Blue Jackets in assists, points, shots, power play points, overtime goals, game-winning goals and games played (tied) and finished third-T in goals with 21-53-74, 220 shots, 24 PPP, three OTG and four GWG in 80 games in his first season with the team... Also led the club in multi-assist (14) and multi-point outings (20)... Registered the second-most OTG in a single-season in club history, trailing only Artemi Panarin (4 in 2018-19)... Reached the 70-point plateau for the fifth time in his career and became the sixth different player to accomplish the feat in a single season in club history... His 53 assists were the fourth-most in a single season in club history, while his 74 points were fifth-most... Set a new franchise record for the most multi-point outings by a player in their first year with the team, surpassing Artemi Panarin (19; 2017-18)... Tied the franchise record with a five-point game (2-3-5) on Mar. 14 at San Jose (sixth time)... Recorded a hat trick (3-0-3) while skating in his seventh career NHL All-Star Game - and first representing the Blue Jackets - on Feb. 4 at FLA Live Arena in Sunrise, Florida.

**CAPTAIN BOONE JENNER:** C **Boone Jenner** led the team in goals and ranked second-T in power play goals and third in points with 26-19-45 and seven power play goals in 68 contests... Longest-tenured Blue Jacket following his 10th season with the club, including his second as the team's captain, recorded 25-plus goals for the second time in his career... Posted the second-most goals and points in a season in his career (30-19-49 in 2015-16)... Ranks second on the club's all-time list in games played, third in goals and fourth in points with 170-159-329 in 657 career games... Became the third player to play in 600 career games with the franchise on Nov. 4 vs. Colorado... Notched his 150th career Blue Jackets goal on Nov. 15 vs. Philadelphia, joining Rick Nash (289) and Cam Atkinson (213) to reach the milestone... Nominated by the Columbus chapter of the Professional Hockey Writers Association for the Bill Masterton Memorial Trophy - the award is given annually to the player who best exemplifies the qualities of perseverance, sportsmanship and dedication to hockey.

**LAINÉ LIGHTS UP:** LW **Patrik Laine** led the club in power play goals and points-per-game, ranked second in goals and points and finished third in assists despite missing 27 games due to injury as he finished with 22-30-52 and eight power play goals in 55 outings (.95 points-per-game)... Reached the 20-goal and 50-point plateaus for the sixth time in his career... Notched his 10th career hat trick - and second with the Blue Jackets - on Jan. 14 at Detroit, also recording his 11th multi-goal effort with the Blue Jackets, which is tied for the eighth-most in franchise history (Scott Hartnell and David Vyborny)... Registered points in nine of his last 10 games (5-9-14), including a six-game points streak from Feb. 28-Mar. 14 (4-4-8), prior to missing the final 12 contests of the campaign due to a triceps injury... Has averaged .97 points per game (48-60-108, 111 GP) over the past two seasons compared to .77 (150-121-271, 351 GP) in his first five campaigns.

**MARCHENK-GOAL!** RW **Kirill Marchenko** set franchise records for most goals and power play goals (tied) by a rookie with 21-4-25, seven power play goals and three multi-goal games in 59 appearances... Tied for the NHL lead among rookies in power play goals (Anaheim's Mason McTavish) and ranked third in goals, trailing only Seattle's Matty Beniers (24) and Dallas' Wyatt Johnston (24)... Made his NHL debut on Dec. 6 at Pittsburgh after racking up 8-11-19 in 16 games with Cleveland (AHL)... Notched his first career NHL goal on Dec. 11 vs. Los Angeles... Became the sixth rookie in franchise history to register a hat trick with 3-0-3 on eight shots on Jan. 7 vs. Carolina... Recorded his 21st goal of the season with his first career overtime winner on Apr. 2 vs. Ottawa to surpass Pierre-Luc Dubois (20 in 2017-18) for most goals by a CBJ rookie in a campaign... Is the second rookie in club history to record at least three multi-goal games in a single season, joining Serge Aubin in 2000-01.

**KJ'S ROOKIE CAMPAIGN:** C **Kent Johnson** led Blue Jackets rookies in assists, points, power play points, game-winning goals and multi-point efforts with 16-24-40, 12 PPP, three GWG and seven multi-point games in 79 appearances... Recorded the third-most points and fourth-most goals (tied), assists and game winners (tied) by a rookie in a single season in club history... Ranked third-T among NHL rookies in game-winning goals and fifth in points... Surpassed Rick Nash (39 pts. in 74 GP in 2002-03) for the third-most points by a rookie in a single-season in franchise history with an assist on Apr. 4 at Toronto... Registered a season-high four-game points streak from Oct. 20-Oct. 25 (3-1-4)... Notched his first career NHL goal on Oct. 22 vs. Pittsburgh.

**BOQVIST LEADS CBJ DEFENSEMEN IN SCORING:** D **Adam Boqvist**, who missed 30 games due to injury, set single-season career highs in assists and points with 5-19-24 in 46 games... Led the team's blueliners in assists, points and power play points (nine) and ranked second in goals... Set a new single-season career high with points in four consecutive games from Feb. 14-19 (2-3-5)... Has collected 15-30-45 in his last 89 games compared to 7-23-30 in his first 85 NHL games.

**MISCELLANEOUS PLAYER NEWS & NOTES:** C **Jack Roslovic** set a single-season career high in assists and posted the second-highest point total of his career (45 in 2021-22) with 11-33-44 in 77 contests... Ranked second on the team in assists and fourth in points ... D **Andrew Peeke** set a single-season career high in goals with 6-7-13 and 22 PIM in 80 games... Led the club and ranked third in the NHL with 197 blocked shots, setting a single-season franchise record (since 2005-06) in the process (Ryan Murray; 171, 2015-16)... Registered a blocked shot in 74 of his 80 contests... D **Erik Gudbranson** set single-season career highs in assists and average ice time after finishing with 1-12-13, 57 penalty minutes, 119 hits, 137 blocked shots, while averaging 21:18 TOI in 70 outings in 2022-23... Finished second on the club in blocked shots and third in penalty minutes... RW **Mathieu Olivier** set single-season career highs with 5-10-15 and added 81 penalty minutes and 178 hits in 66 games in his first season with the franchise... Led the Blue Jackets in penalty minutes and ranked third in hits... RW **Emil Bemstrom** set single-season career highs in assists and points with 7-15-22 in 55 outings... Ranked second-T among the club's defensemen in assists and points... The club saw 19 players make their team debuts in 2022-23, including a franchise-record 11 make their NHL debuts: Tyler Angle (NHL), Tim Berni (NHL), Marcus Bjork (NHL), Johnny Gaudreau, Jon Gillies, Jet Greaves (NHL), Erik Gudbranson, Michael Hutchinson, David Jiricek (NHL), Samuel Knazko (NHL), Joona Luoto, Kirill Marchenko (NHL), Hunter McKown (NHL), Mathieu Olivier, Lane Pederson, Mikael Pyyhtia (NHL), Justin Richards, Stanislav Svozil (NHL), Billy Sweezey (NHL)... The team set a franchise record for most players to make their NHL debuts in a single season (10; 2021-22 and 2000-01)... CBJ led the NHL in goals scored by team rookies and ranked second in points with 55-65-120 in 82 games in 2022-23, setting franchise records for the most goals (37, 2017-18), assists (56, 2016-17) and points (83, 2016-17; 82, 2017-18) recorded by team rookies in a season.



# 2022-23 FINAL STATISTICS



NO.	PLAYER	POS	GP	G	A	P	+/-	PIM	PP	SH	GW	OT	S	S%	TOI/G	SH/G	FO%
13	Johnny Gaudreau	L	80	21	53	74	-33	22	3	0	4	3	220	9.5	19:25	21.0	--
29	Patrik Laine	L	55	22	30	52	-12	16	8	0	1	0	184	12.0	19:07	20.2	35.0
38	Boone Jenner	C	68	26	19	45	-32	51	7	0	3	1	214	12.1	20:12	23.3	54.7
96	Jack Roslovic	C	77	11	33	44	-14	10	2	2	2	1	123	8.9	16:27	20.0	45.0
13	Kent Johnson *	C	79	16	24	40	-19	14	5	0	3	1	126	12.7	14:31	17.6	29.5
86	Kirill Marchenko *	R	59	21	4	25	-23	16	7	0	1	1	131	16.0	16:11	18.9	56.3
50	Eric Robinson	L	72	12	12	24	-21	6	0	0	1	0	98	12.2	13:57	19.0	20.0
27	Adam Boqvist	D	46	5	19	24	-12	8	0	0	1	0	68	7.4	18:38	22.0	--
14	Gustav Nyquist +	C	48	10	12	22	-11	16	0	2	2	0	97	10.3	17:48	22.1	43.8
52	Emil Bemstrom	R	55	7	15	22	-11	6	3	0	0	0	95	7.4	12:07	15.2	41.2
7	Sean Kuraly	C	71	11	9	20	-28	68	1	1	0	0	100	11.0	15:04	20.0	49.7
24	Mathieu Olivier	R	66	5	10	15	-20	81	0	0	1	0	75	6.7	11:38	15.8	13.3
19	Liam Foudy *	C	62	7	7	14	-26	8	0	0	0	0	67	10.4	12:08	15.9	33.3
77	Nick Blankenburg *	D	36	4	10	14	-16	16	0	0	1	0	50	8.0	19:10	25.0	--
15	Gavin Bayreuther	D	51	2	12	14	-18	23	0	0	0	0	61	3.3	15:57	20.8	--
2	Andrew Peeke	D	80	6	7	13	-41	22	0	0	1	0	90	6.7	21:15	24.9	--
59	Yegor Chinakhov	R	30	4	9	13	-6	10	1	0	0	0	44	9.1	13:15	17.1	33.3
44	Erik Gudbranson	D	70	1	12	13	-24	57	0	0	1	0	102	1.0	21:18	25.9	--
47	Marcus Bjork *	D	33	3	8	11	-9	42	1	0	0	0	34	8.8	18:09	23.0	--
34	Cole Sillinger	C	64	3	8	11	-23	22	2	0	0	0	93	3.2	13:19	18.1	44.3
4	Vladislav Gavrikov +	D	52	3	7	10	-8	30	0	0	2	2	61	4.9	22:20	25.6	--
8	Zach Werenski	D	13	3	5	8	-6	0	0	0	0	0	41	7.3	23:36	25.5	--
93	Jakub Voracek +	R	11	1	5	6	-7	0	1	0	0	0	17	5.9	15:58	19.2	33.3
22	Jake Bean	D	14	1	5	6	-2	6	0	0	0	0	16	6.3	15:42	20.5	--
23	Jake Christiansen *	D	24	0	4	4	-7	4	0	0	0	0	25	0.0	15:13	18.5	--
17	Justin Danforth	R	6	2	1	3	-3	4	0	0	0	0	10	20.0	13:23	17.3	30.8
18	Lane Pederson	C	16	2	1	3	-4	11	0	0	0	0	12	16.7	11:18	15.1	57.0
75	Tim Berni *	D	59	1	2	3	-26	34	0	0	0	0	58	1.7	16:58	21.8	--
41	Hunter McKown *	C	12	0	2	2	-4	8	0	0	0	0	13	0.0	12:14	15.4	55.2
39	Tyler Angle *	C	2	1	0	1	-2	0	0	0	0	0	5	20.0	11:29	15.5	44.4
46	Joona Luoto *	L	7	1	0	1	-7	0	0	0	0	0	7	14.3	12:28	16.9	100.0
64	Trey Fix-Wolansky *	R	9	1	0	1	-5	0	0	0	0	0	19	5.3	12:57	15.6	--
81	Stanislav Svozil *	D	2	0	1	1	-3	2	0	0	0	0	3	0.0	20:07	25.0	--
82	Mikael Pyyhtia *	L	2	0	1	1	-2	2	0	0	0	0	2	0.0	13:32	16.5	--
36	Justin Richards *	C	2	0	1	1	-1	0	0	0	0	0	0	--	10:48	16.0	38.5
16	Brendan Gaunce	C	5	0	1	1	-1	2	0	0	0	0	9	0.0	10:28	15.0	58.9
6	Billy Sweezey	D	9	0	1	1	-3	9	0	0	0	0	3	0.0	17:07	20.7	--
72	Carson Meyer *	R	14	0	1	1	-2	6	0	0	0	0	17	0.0	9:43	13.2	--
62	Samuel Knazko *	D	2	0	0	0	0	0	0	0	0	0	0	--	15:39	20.0	--
55	David Jiricek *	D	4	0	0	0	-4	2	0	0	0	0	5	0.0	18:04	24.8	--
21	Josh Dunne *	C	8	0	0	0	-6	6	0	0	0	0	4	0.0	9:58	14.8	51.0

NO.	GOALTENDER	GP	MIN	W	L	OT	SO	SA	SV	SV%	GA	GAA	G	A	PIM
70	Joonas Korpisalo +	28	1,550:57	11	11	3	0	926	845	.913	82	3.17	0	0	0
90	Elvis Merzlikins	30	1,560:12	7	18	2	0	889	779	.876	110	4.23	0	1	4
40	Daniil Tarasov *	17	874:08	4	11	1	0	528	471	.892	57	3.91	0	1	0
31	Michael Hutchinson	16	755:27	2	6	3	0	432	379	.877	54	4.29	0	1	0
32	Jon Gillies	3	118:09	1	1	0	0	66	57	.864	9	4.57	0	0	0
73	Jet Greaves*	1	58:57	0	1	0	0	49	46	.939	3	3.05	0	0	0

+ Traded or Claimed Player  
\* Rookie



# SCORING/GOALTENDING BREAKDOWN

PLAYER	EVEN STRENGTH			POWER PLAY			SHORTHANDED			HOME					ROAD				
	G	A	P	G	A	P	G	A	P	GP	G	A	P	+/-	GP	G	A	P	+/-
Tyler Angle *	1	0	1	0	0	0	0	0	0	2	1	0	1	-2	0	0	0	0	0
Gavin Bayreuther	2	11	13	0	1	1	0	0	0	26	1	8	9	-3	25	1	4	5	-15
Jake Bean	1	4	5	0	1	1	0	0	0	8	1	2	3	-2	6	0	3	3	0
Emil Bemstrom	4	12	16	3	3	6	0	0	0	27	3	7	10	-9	28	4	8	12	-2
Tim Berni *	1	2	3	0	0	0	0	0	0	25	0	1	1	-9	34	1	1	2	-17
Marcus Bjork *	2	3	5	1	5	6	0	0	0	18	1	5	6	-1	15	2	3	5	-8
Nick Blankenburg *	4	6	10	0	4	4	0	0	0	17	3	4	7	-8	19	1	6	7	-8
Adam Boqvist	5	10	15	0	9	9	0	0	0	19	2	11	13	1	27	3	8	11	-13
Yegor Chinakhov	3	8	11	1	1	2	0	0	0	19	2	8	10	-5	11	2	1	3	-1
Jake Christiansen *	0	3	3	0	1	1	0	0	0	13	0	1	1	-8	11	0	3	3	1
Justin Danforth	2	1	3	0	0	0	0	0	0	4	2	1	3	1	2	0	0	0	-4
Josh Dunne *	0	0	0	0	0	0	0	0	0	3	0	0	0	-3	5	0	0	0	-3
Trey Fix-Wolansky *	1	0	1	0	0	0	0	0	0	5	0	0	0	-2	4	1	0	1	-3
Liam Foudy *	7	7	14	0	0	0	0	0	0	28	1	0	1	-17	34	6	7	13	-9
Johnny Gaudreau	18	32	50	3	21	24	0	0	0	41	17	29	46	-11	39	4	24	28	-22
Brendan Gaunce	0	1	1	0	0	0	0	0	0	4	0	1	1	0	1	0	0	0	-1
Vladislav Gavrikov +	3	6	9	0	0	0	0	1	1	29	2	6	8	-2	23	1	1	2	-6
Erik Gudbranson	1	12	13	0	0	0	0	0	0	36	0	5	5	-12	34	1	7	8	-12
Boone Jenner	19	15	34	7	4	11	0	0	0	34	16	12	28	-8	34	10	7	17	-24
David Jiricek *	0	0	0	0	0	0	0	0	0	2	0	0	0	-2	2	0	0	0	-2
Kent Johnson *	11	17	28	5	7	12	0	0	0	40	9	12	21	-8	39	7	12	19	-11
Samuel Knazko *	0	0	0	0	0	0	0	0	0	2	0	0	0	0	0	0	0	0	0
Sean Kuraly	9	8	17	1	0	1	1	1	2	38	7	4	11	-17	33	4	5	9	-11
Patrik Laine	14	22	36	8	8	16	0	0	0	23	9	12	21	-3	32	13	18	31	-9
Joona Luoto *	1	0	1	0	0	0	0	0	0	5	0	0	0	-5	2	1	0	1	-2
Kirill Marchenko *	14	3	17	7	1	8	0	0	0	25	8	1	9	-13	34	13	3	16	-10
Hunter McKown *	0	2	2	0	0	0	0	0	0	6	0	2	2	-1	6	0	0	0	-3
Carson Meyer *	0	1	1	0	0	0	0	0	0	7	0	0	0	-1	7	0	1	1	-1
Gustav Nyquist +	8	12	20	0	0	0	2	0	2	27	7	8	15	-1	21	3	4	7	-10
Mathieu Olivier	5	10	15	0	0	0	0	0	0	33	3	4	7	-8	33	2	6	8	-12
Lane Pederson	2	1	3	0	0	0	0	0	0	4	0	0	0	-2	12	2	1	3	-2
Andrew Peeke	6	6	12	0	0	0	0	1	1	40	4	4	8	-26	40	2	3	5	-15
Mikael Pyyhtia *	0	0	0	0	1	1	0	0	0	2	0	1	1	-2	0	0	0	0	0
Justin Richards *	0	1	1	0	0	0	0	0	0	2	0	1	1	-1	0	0	0	0	0
Eric Robinson	12	10	22	0	0	0	0	2	2	36	5	5	10	-9	36	7	7	14	-12
Jack Roslovic	7	25	32	2	7	9	2	1	3	36	6	17	23	3	41	5	16	21	-17
Cole Sillinger	1	7	8	2	1	3	0	0	0	32	1	3	4	-10	32	2	5	7	-13
Stanislav Svozil *	0	0	0	0	1	1	0	0	0	2	0	1	1	-3	0	0	0	0	0
Billy Sweezey	0	1	1	0	0	0	0	0	0	4	0	1	1	-2	5	0	0	0	-1
Jakub Voracek +	0	5	5	1	0	1	0	0	0	6	0	3	3	-4	5	1	2	3	-3
Zach Werenski	3	3	6	0	2	2	0	0	0	8	2	3	5	-4	5	1	2	3	-2

GOALTENDER	HOME				ROAD				TOTAL			
	GP	REC	GAA	SV%	GP	REC	GAA	SV%	GP	REC	GAA	SV%
Jon Gillies	2	1-1-0	3.59	.889	1	0-0-0	10.07	.750	3	1-1-0	4.57	.864
Jet Greaves *	0	0-0-0	0.00	.000	1	0-1-0	3.05	.939	1	0-1-0	3.05	.939
Michael Hutchinson	6	2-3-0	4.32	.879	10	0-3-3	4.26	.876	16	2-6-3	4.29	.877
Joonas Korpisalo +	19	8-8-1	3.43	.904	9	3-3-2	2.66	.928	28	11-11-3	3.17	.913
Elvis Merzlikins	14	4-8-0	4.34	.873	16	3-10-2	4.14	.879	30	7-18-2	4.23	.876
Daniil Tarasov *	6	1-3-1	3.02	.915	11	3-8-0	4.38	.881	17	4-11-1	3.91	.892

+ Traded or Claimed Player \* Rookie

2022-23 SEASON



# TIME ON ICE/FACE-OFF REPORT



## TIME ON ICE

PLAYER	GP	TOTAL		EVEN STRENGTH		SHORTHANDED		POWER PLAY		SHIFTS		
		TOI	TOI/G	TOI	TOI/G	TOI	TOI/G	TOI	TOI/G	SHIFTS	TOI/S	SFT/G
Andrew Peeke	80	1,699:45	21:15	1,447:11	18:05	3:03	0:02	249:31	3:07	1,994	0:51	24.9
Johnny Gaudreau	80	1,553:27	19:25	1,299:02	16:14	253:26	3:10	0:59	0:01	1,679	0:56	21.0
Erik Gudbranson	70	1,490:56	21:18	1,332:07	19:02	4:02	0:03	154:47	2:13	1,815	0:49	25.9
Boone Jenner	68	1,374:06	20:12	1,116:53	16:25	209:30	3:05	47:43	0:42	1,587	0:52	23.3
Jack Roslovic	77	1,266:23	16:27	972:25	12:38	167:57	2:11	126:01	1:38	1,537	0:49	20.0
Vladislav Gavrikov +	52	1,161:35	22:20	954:57	18:22	23:29	0:27	183:09	3:31	1,331	0:52	25.6
Kent Johnson *	79	1,146:48	14:31	1,007:03	12:45	139:27	1:46	0:18	0:00	1,394	0:49	17.6
Sean Kuraly	71	1,070:13	15:04	900:12	12:41	8:53	0:08	161:08	2:16	1,422	0:45	20.0
Patrik Laine	55	1,051:39	19:07	867:03	15:46	184:15	3:21	0:21	0:00	1,113	0:57	20.2
Eric Robinson	72	1,004:15	13:57	844:31	11:44	0:55	0:01	158:49	2:12	1,367	0:44	19.0
Tim Berni *	59	1,000:54	16:58	970:52	16:27	7:30	0:08	22:32	0:23	1,285	0:47	21.8
Kirill Marchenko *	59	955:10	16:11	795:36	13:29	156:28	2:39	3:06	0:03	1,118	0:51	18.9
Adam Boqvist	46	857:08	18:38	714:44	15:32	140:38	3:03	1:46	0:02	1,014	0:51	22.0
Gustav Nyquist +	48	854:34	17:48	689:48	14:22	81:40	1:42	83:06	1:44	1,061	0:48	22.1
Cole Sillinger	64	851:47	13:19	750:58	11:44	55:26	0:52	45:23	0:43	1,160	0:44	18.1
Gavin Bayreuther	51	813:18	15:57	747:57	14:40	15:30	0:18	49:51	0:59	1,062	0:46	20.8
Mathieu Olivier	66	767:36	11:38	729:24	11:03	0:41	0:01	37:31	0:34	1,041	0:44	15.8
Liam Foudy *	62	752:21	12:08	675:31	10:54	8:32	0:08	68:18	1:06	984	0:46	15.9
Nick Blankenburg *	36	690:16	19:10	603:56	16:47	44:52	1:15	41:28	1:09	899	0:46	25.0
Emil Bemstrom	55	665:58	12:07	594:35	10:49	71:23	1:18	0:00	0:00	836	0:48	15.2
Marcus Bjork *	33	599:02	18:09	513:09	15:33	69:53	2:07	16:00	0:29	759	0:47	23.0
Yegor Chinakhov	30	397:34	13:15	361:55	12:04	35:39	1:11	0:00	0:00	512	0:47	17.1
Jake Christiansen *	24	365:19	15:13	352:10	14:40	10:29	0:26	2:40	0:07	443	0:49	18.5
Zach Werenski	13	306:45	23:36	254:11	19:33	39:54	3:04	12:40	0:58	332	0:55	25.5
Jake Bean	14	219:51	15:42	199:55	14:17	16:01	1:09	3:55	0:17	287	0:46	20.5
Lane Pederson	16	180:49	11:18	166:48	10:26	10:23	0:39	3:38	0:14	241	0:45	15.1
Jakub Voracek +	11	175:33	15:58	140:47	12:48	34:46	3:10	0:00	0:00	211	0:50	19.2
Billy Sweezey	9	154:00	17:07	131:56	14:40	0:00	0:00	22:04	2:27	186	0:50	20.7
Hunter McKown *	12	146:42	12:14	126:20	10:32	20:22	1:42	0:00	0:00	185	0:48	15.4
Carson Meyer *	14	136:05	9:43	132:17	9:27	3:01	0:13	0:47	0:03	185	0:44	13.2
Trey Fix-Wolansky *	9	116:29	12:57	106:55	11:53	9:34	1:04	0:00	0:00	140	0:50	15.6
Joona Luoto *	7	87:15	12:28	84:19	12:03	1:17	0:11	1:39	0:14	118	0:44	16.9
Justin Danforth	6	80:20	13:23	65:33	10:56	11:11	1:52	3:36	0:36	104	0:46	17.3
Josh Dunne *	8	79:43	9:58	68:24	8:33	7:40	0:58	3:39	0:27	118	0:41	14.8
David Jiricek *	4	72:16	18:04	67:15	16:49	2:37	0:39	2:24	0:36	99	0:44	24.8
Brendan Gaunce	5	52:19	10:28	50:41	10:08	1:12	0:14	0:26	0:05	75	0:42	15.0
Stanislav Svozil *	2	40:14	20:07	36:52	18:26	3:22	1:41	0:00	0:00	50	0:48	25.0
Samuel Knazko *	2	31:17	15:39	30:19	15:10	0:00	0:00	0:58	0:29	40	0:47	20.0
Mikael Pyyhtia *	2	27:03	13:32	23:56	11:58	3:07	1:34	0:00	0:00	33	0:49	16.5
Tyler Angle *	2	22:57	11:29	22:15	11:08	0:00	0:00	0:42	0:21	31	0:44	15.5
Justin Richards *	2	21:35	10:48	18:18	9:09	0:58	0:29	2:19	1:10	32	0:40	16.0

## FACE-OFF REPORT

PLAYER	GP	EVEN STRENGTH			POWER PLAY			SHORTHANDED			TOTAL FACE-OFFS			
		W	L	FO%	W	L	FO%	W	L	FO%	W	L	TOTAL	FO%
Boone Jenner	68	562	478	54	134	86	60.9	62	64	49.2	758	628	1,386	54.7
Sean Kuraly	71	449	463	49.2	11	7	61.1	107	105	50.5	567	575	1,142	49.7
Jack Roslovic	77	338	398	45.9	41	57	41.8	21	34	38.2	400	489	889	45.0
Cole Sillinger	64	288	356	44.7	17	15	53.1	3	17	15	308	388	696	44.3
Kent Johnson *	79	38	92	29.2	3	6	33.3	0	0	--	41	98	139	29.5
Lane Pederson	16	59	42	58.4	3	3	50	3	4	42.9	65	49	114	57.0
Hunter McKown *	12	42	34	55.3	6	5	54.6	0	0	--	48	39	87	55.2
Patrik Laine	55	25	46	35.2	3	6	33.3	0	0	--	28	52	80	35.0
Brendan Gaunce	5	32	22	59.3	1	0	100	0	1	0	33	23	56	58.9
Josh Dunne *	8	23	23	50	3	2	60	0	0	--	26	25	51	51.0
Gustav Nyquist +	48	12	15	44.4	1	1	50	1	2	33.3	14	18	32	43.8
Tyler Angle *	2	8	10	44.4	0	0	--	0	0	--	8	10	18	44.4
Emil Bemstrom	55	7	9	43.8	0	1	0	0	0	--	7	10	17	41.2
Kirill Marchenko *	59	9	7	56.3	0	0	--	0	0	--	9	7	16	56.3
Eric Robinson	72	2	7	9.1	0	0	--	1	5	25	3	12	15	20.0
Mathieu Olivier	66	1	10	22.2	0	0	--	1	3	16.7	2	13	15	13.3
Justin Danforth	6	4	6	40	0	2	0	0	1	0	4	9	13	30.8
Justin Richards *	2	5	7	41.7	0	0	--	0	1	0	5	8	13	38.5
Liam Foudy *	62	2	4	33.3	0	0	--	1	2	33.3	3	6	9	33.3
Jakub Voracek +	11	1	2	33.3	0	0	--	0	0	--	1	2	3	33.3
Yegor Chinakhov	30	1	2	33.3	0	0	--	0	0	--	1	2	3	33.3
Joona Luoto *	7	1	0	100	0	0	--	0	0	--	1	0	1	100.0

+ Traded or Claimed Player \* Rookie

2022-23 SEASON



# GAME-BY-GAME RESULTS

GM	DATE	OPPONENT	DEC	RECORD	SCORE	CBJ GOALS	GWG	PP	PK	SF-SA	W-GOALIE	L-GOALIE	ATT
1.	Oct. 12	at CAR	L	00-01-00	1-4	29	Skjei	0-2	2-2	32-43	Andersen	Tarasov	18,824+
2.	Oct. 14	TBL	L	00-02-00	2-5	13,14	Colton	0-4	1-2	28-39	Vasilevskiy	Tarasov	18,889+
3.	Oct. 15	at STL	L	00-03-00	2-5	14,7	Barbashev	0-2	2-3	25-25	Binnington	Merzlikins	18,096+
4.	Oct. 18	VAN	W*	01-03-00	4-3	17,8,13,4	Gavrikov	0-2	3-3	33-35	Merzlikins	Martin	14,060
5.	Oct. 20	NSH	W	02-03-00	5-3	22,13,17,7,13	Blankenburg	0-3	5-5	42-26	Merzlikins	Lankinen	14,691
6.	Oct. 22	PIT	L	02-04-00	3-6	38,96s,91	Crosby	0-1	3-3	32-39	Jarry	Merzlikins	18,051
7.	Oct. 23	at NYR	W	03-04-00	5-1	8,2,59,50,91	Peeke	0-1	2-3	21-31	Tarasov	Halak	18,006+
8.	Oct. 25	ARI	L	03-05-00	3-6	13,91,2	Guenther	0-5	4-6	33-19	Ingram	Tarasov	14,498
9.	Oct. 28	BOS	L	03-06-00	0-4		Grzelcyc	0-3	2-2	30-35	Ullmark	Merzlikins	16,162
10.	Oct. 30	at NJD	L	03-07-00	1-7	59	Hischier	0-2	2-3	21-53	Vanecek	Merzlikins	11,547
11.	Nov. 4	at COL	L	03-08-00	3-6	93p,29,7	Rantanen	1-7	3-5	39-36	Georgiev	Merzlikins	12,882+
12.	Nov. 5	COL	L	03-09-00	1-5	38p	Kaut	1-1	1-1	32-45	Georgiev	Korpisalo	12,897+
13.	Nov. 10	PHI	W	04-09-00	5-2	13,8,38,77,38	Jenner	0-2	0-0	29-34	Korpisalo	Hart	15,490
14.	Nov. 12	at NYI	O*	04-09-01	3-4	34p,52,47	Parise	1-2	2-2	29-46	Sorokin	Korpisalo	17,255+
15.	Nov. 15	PHI	W*	05-09-01	5-4	7,38p,38,50,4	Gavrikov	1-1	1-2	33-37	Korpisalo	Hart	15,713
16.	Nov. 17	MTL	W	06-09-01	6-4	34,14,38,7,24,7	Olivier	0-1	2-3	29-42	Korpisalo	Montembeault	14,914
17.	Nov. 19	DET	L	06-10-01	1-6	52	Hronek	0-2	1-3	28-37	Husso	Korpisalo	18,693+
18.	Nov. 20	FLA	W	07-10-01	5-3	59,91p,7s,13,38p	Gaudreau	2-2	3-3	23-50	Tarasov	Bobrovsky	15,643
19.	Nov. 23	MTL	L	07-11-01	1-3	24	Savard	0-3	3-3	31-29	Montembeault	Korpisalo	14,197
20.	Nov. 25	NYI	L	07-12-01	2-3	59p,91p	Nelson	2-4	3-4	26-24	Sorokin	Korpisalo	17,286
21.	Nov. 28	VGK	O**	07-12-02	2-3	13,38	Cotter	0-2	4-4	28-36	Thompson	Tarasov	13,771
22.	Dec. 2	at WPG	W	08-12-02	4-1	29,44,29,14	Gudbranson	0-3	4-5	26-38	Korpisalo	Rittich	13,240
23.	Dec. 4	DET	L	08-13-02	2-4	47p,91	Raymond	1-3	3-5	34-35	Husso	Korpisalo	16,087
24.	Dec. 6	at PIT	L	08-14-02	1-4	13	Crosby	0-5	4-5	39-34	Jarry	Merzlikins	15,867
25.	Dec. 7	BUF	L	08-15-02	4-9	29,14,29,14	Thompson	0-2	2-5	24-30	Luukkonen	Merzlikins	15,659
26.	Dec. 9	CGY	W	09-15-02	3-1	29,50,7	Robinson	0-7	5-5	27-32	Merzlikins	Markstrom	16,902
27.	Dec. 11	LAK	W*	10-15-02	6-5	86,38p,29,96s,96p,13	Gaudreau	2-3	2-2	26-38	Merzlikins	Quick	14,560
28.	Dec. 13	at FLA	L	10-16-02	0-4		Montour	0-3	3-3	22-26	Bobrovsky	Merzlikins	15,819
29.	Dec. 15	at TBL	L	10-17-02	1-4	86	Point	0-1	3-3	25-29	Elliott	Tarasov	19,092+
30.	Dec. 17	at BOS	L	10-28-02	2-4	38p,29p	Hall	2-5	1-3	33-39	Swayman	Tarasov	17,850
31.	Dec. 19	DAL	L	10-29-02	1-2	91	Robertson	0-1	0-0	28-34	Oettinger	Tarasov	16,402
32.	Dec. 20	at PHI	L	10-20-02	3-5	86,91,2	Konecny	0-1	1-1	33-39	Hart	Tarasov	19,432+
33.	Dec. 23	at CHI	L	10-21-02	2-5	86p,47	Athanasiasu	1-4	4-5	29-38	Stalock	Tarasov	17,108
34.	Dec. 29	at NYI	L	10-22-02	1-2	52	Barzal	0-2	2-3	21-36	Sorokin	Korpisalo	17,255+
35.	Dec. 31	CHI	W	11-22-02	4-1	52p,14s,86,14s	Nyquist	1-3	5-5	38-28	Korpisalo	Stalock	18,280+
36.	Jan. 3	at OTT	L	11-23-02	0-4		Brassard	0-3	4-6	22-34	Forsberg	Korpisalo	14,457
37.	Jan. 5	WSH	L	11-24-02	2-6	13,15	Fehervary	0-1	0-2	27-37	Kuemper	Merzlikins	17,924
38.	Jan. 7	CAR	W**	12-24-02	4-3	86p,86p,86	Johnson	2-5	4-6	18-42	Korpisalo	Raanta	18,663+
39.	Jan. 8	at WSH	L	12-25-02	0-1		Gustafsson	0-2	2-2	38-19	Kuemper	Merzlikins	18,573+
40.	Jan. 10	at TBL	L	12-26-02	3-6	15,75,86	Kucherov	0-1	1-4	24-46	Vasilevskiy	Merzlikins	19,092+
41.	Jan. 12	CAR	L	12-27-02	2-6	7,13	Chatfield	0-3	4-4	23-41	Andersen	Korpisalo	15,766
42.	Jan. 14	at DET	W	13-27-02	4-3	29,4,29,29	Laine	0-1	2-2	25-28	Merzlikins	Husso	19,515+
43.	Jan. 16	NYR	L	13-28-02	1-3	2	Goodrow	0-4	4-5	25-33	Halak	Merzlikins	17,024
44.	Jan. 17	at NSH	L	13-29-02	1-2	14	Trenin	0-3	3-3	40-28	Lankinen	Tarasov	17,159+
45.	Jan. 19	ANA	L	13-30-02	3-5	24,96,77	Zegras	0-1	3-3	33-33	Gibson	Merzlikins	16,017
46.	Jan. 21	SJS	W	14-30-02	5-3	13p,38,29,14,7	Nyquist	1-2	1-1	29-25	Korpisalo	Kahkonen	18,807+
47.	Jan. 23	at CGY	O*	14-30-03	3-4	86p,29p,38	Dube	2-4	2-2	25-49	Vladar	Korpisalo	17,697
48.	Jan. 25	at EDM	W*	15-30-03	3-2	38,86,91	Korpisalo	0-2	0-1	27-36	Korpisalo	Skinner	16,986
49.	Jan. 27	at VAN	L	15-31-03	2-5	86p,86p	Mikheyev	2-4	2-4	26-34	Delia	Korpisalo	18,700
50.	Jan. 28	at SEA	L	15-32-03	1-3	91	Wennberg	0-2	2-2	25-31	Grubauer	Merzlikins	17,151+
51.	Jan. 31	WSH	O*	15-32-04	3-4	2,50,13	Kuznetsov	0-1	1-1	34-34	Lindgren	Korpisalo	17,879
52.	Feb. 10	TOR	L	15-33-04	0-3		Tavares	0-3	3-4	30-41	Samsonov	Korpisalo	18,860+
53.	Feb. 11	at TOR	W	16-33-04	4-3	38,86,7,91	Johnson	0-4	0-1	40-29	Merzlikins	Woll	18,893+
54.	Feb. 14	NJD	L	16-34-04	2-3	13p,27	Graves	1-3	2-2	33-32	Vanecek	Merzlikins	15,840
55.	Feb. 16	WPG	W	17-34-04	3-1	29p,91,38	Johnson	1-5	6-7	24-38	Korpisalo	Rittich	16,032
56.	Feb. 18	at DAL	W	18-34-04	4-1	19,27,24,50	Boqvist	0-1	1-1	36-29	Korpisalo	Wedgewood	18,532
57.	Feb. 19	at ARI	O*	18-34-05	2-3	38,29p	Hayton	1-3	1-1	36-25	Ingram	Merzlikins	4,600+
58.	Feb. 23	MIN	L	18-35-05	0-2		Duhaime	0-1	1-1	30-25	Fleury	Korpisalo	17,997
59.	Feb. 25	EDM	W	19-35-05	6-5	86,38p,86,29,96,96	Roslovic	1-4	3-4	26-47	Korpisalo	Skinner	19,004+
60.	Feb. 26	at MIN	O*	19-35-06	2-3	24,19	Kaprizov	0-2	1-2	24-44	Fleury	Merzlikins	19,063+
61.	Feb. 28	at BUF	W	20-35-06	5-3	91p,50,50,38,50	Jenner	1-1	2-3	36-41	Merzlikins	Anderson	13,661
62.	Mar. 3	SEA	L	20-36-06	2-4	29p,27	Joseph	1-4	2-4	23-35	Grubauer	Merzlikins	18,712+
63.	Mar. 4	at OTT	L	20-37-06	2-5	96,29p	Hamonic	1-2	2-2	21-39	Talbot	Merzlikins	18,073
64.	Mar. 7	at PIT	O*	20-37-07	4-5	52p,18,29,19	Crosby	1-2	1-2	27-47	DeSmith	Hutchinson	17,400
65.	Mar. 11	STL	L	20-38-07	2-5	29p,38	Blais	1-3	2-2	39-24	Greiss	Hutchinson	18,222+
66.	Mar. 14	at SJS	W*	21-38-07	6-5	13,91p,38,38,19,13	Gaudreau	1-3	2-3	48-32	Tarasov	Kahkonen	10,127
67.	Mar. 16	at LAK	L	21-39-07	1-4	86	Kopitar	0-2	3-3	30-36	Copley	Tarasov	15,460
68.	Mar. 17	at ANA	L	21-40-07	4-7	77,38,34p,29p	Jones	2-4	2-2	42-38	Dostal	Hutchinson	13,475
69.	Mar. 19	at VGK	L	21-41-07	2-7	86,19	Dorofeyev	0-2	0-2	37-41	Patera	Tarasov	18,004+
70.	Mar. 21	at WSH	W*	22-41-07	7-6	50,27,96p,27,52,38,96	Roslovic	1-1	1-1	39-37	Tarasov	Lindgren	18,573+
71.	Mar. 24	NYI	W*	23-41-07	5-4	13p,19,91,50,38p	Jenner	2-4	0-1	27-38	Hutchinson	Sorokin	18,940+
72.	Mar. 25	at MTL	L	23-42-07	2-8	18,86	Harvey-Pinard	0-4	2-3	23-32	Montembeault	Merzlikins	21,105+
73.	Mar. 28	at NYR	L	23-43-07	2-6	86p,13	Kane	1-4	1-2	30-36	Shesterkin	Hutchinson	18,006+
74.	Mar. 30	at BOS	O*	23-43-08	1-2	96	Pastrnak	0-5	4-5	26-31	Ullmark	Hutchinson	17,850
75.	Apr. 1	FLA	L	23-44-08	0-7		Reinhart	0-4	2-3	21-49	Lyon	Hutchinson	17,860
76.	Apr. 2	OTT	W*	24-44-08	4-3	91p,50,38,86	Marchenko	1-2	2-2	22-27	Gillies	Talbot	18,872+
77.	Apr. 4	at TOR	L	24-45-08	2-4	96,50	Aston-Reese	0-2	3-3	26-50	Woll	Greaves	18,597
78.	Apr. 6	at NJD	L	24-46-08	1-8	46	Tatar	0-5	1-3	17-36	Vanecek	Hutchinson	16,514+
79.	Apr. 8	NYR	L	24-47-08	0-4		Vesey	0-2	2-2	20-28	Shesterkin	Hutchinson	18,824+
80.	Apr. 11	at PHI	O*	24-47-09	3-4	19,64,7p	Tippett	1-3	2-3	31-39	Hart	Hutchinson	19,719+
81.	Apr. 13	PIT	W*	25-47-09	3-2	2,52p,13	Gaudreau	1-4	0-2	34-36	Hutchinson	Jarry	18,369+
82.	Apr. 14	BUF	L	25-48-09	2-5	13,39	Tuch	0-1	1-1	31-35	Levi	Gillies	18,786+

\* Overtime \*\* Shootout

2022-23 SEASON



# GAME-BY-GAME RESULTS



## HOME

GM	DATE	OPPONENT	DEC	RECORD	SCORE	CBJ GOALS	GWG	PP	PK	SF-SA	W-GOALIE	L-GOALIE	ATT
1.	Oct. 14	TBL	L	00-01-00	2-5	13,14	Colton	0-4	1-2	28-39	Vasilevskiy	Tarasov	18,889+
2.	Oct. 18	VAN	W*	01-01-00	4-3	17,8,13,4	Gavrikov	0-2	3-3	33-35	Merzlikins	Martin	14,060
3.	Oct. 20	NSH	W	02-01-00	5-3	22,13,17,7,13	Blankenburg	0-3	5-5	42-26	Merzlikins	Lankinen	14,691
4.	Oct. 22	PIT	L	02-02-00	3-6	38,96s,91	Crosby	0-1	3-3	32-39	Jarry	Merzlikins	18,051
5.	Oct. 25	ARI	L	02-03-00	3-6	13,91,2	Guenther	0-5	4-6	33-19	Ingram	Tarasov	14,498
6.	Oct. 28	BOS	L	02-04-00	0-4		Grzelczyk	0-3	2-2	30-35	Ullmark	Merzlikins	16,162
7.	Nov. 5	COL	L	02-05-00	1-5	38p	Kaut	1-1	1-1	32-45	Georgiev	Korpisalo	12,897+
8.	Nov. 10	PHI	W	03-05-00	5-2	13,8,38,77,38	Jenner	0-2	0-0	29-34	Korpisalo	Hart	15,490
9.	Nov. 15	PHI	W*	04-05-00	5-4	7,38p,38,50,4	Gavrikov	1-1	1-2	33-37	Korpisalo	Hart	15,713
10.	Nov. 17	MTL	W	05-05-00	6-4	34,14,38,7,24,7	Olivier	0-1	2-3	29-42	Korpisalo	Montembeault	14,914
11.	Nov. 19	DET	L	05-06-00	1-6	52	Hronek	0-2	1-3	28-37	Husso	Korpisalo	18,693+
12.	Nov. 20	FLA	W	06-06-00	5-3	59,91p,7s,13,38p	Gaudreau	2-2	3-3	23-50	Tarasov	Bobrovsky	15,643
13.	Nov. 23	MTL	L	06-07-00	1-3	24	Savard	0-3	3-3	31-29	Montembeault	Korpisalo	14,197
14.	Nov. 25	NYI	L	06-08-00	2-3	59p,91p	Nelson	2-4	3-4	26-24	Sorokin	Korpisalo	17,286
15.	Nov. 28	VGK	O**	06-08-01	2-3	13,38	Cotter	0-2	4-4	28-36	Thompson	Tarasov	13,771
16.	Dec. 4	DET	L	06-09-01	2-4	47p,91	Raymond	1-3	3-5	34-35	Husso	Korpisalo	16,087
17.	Dec. 7	BUF	L	06-10-01	4-9	29,14,29,14	Thompson	0-2	2-5	24-30	Luukkonen	Merzlikins	15,659
18.	Dec. 9	CGY	W	07-10-01	3-1	29,50,7	Robinson	0-7	5-5	27-32	Merzlikins	Markstrom	16,902
19.	Dec. 11	LAK	W*	08-10-01	6-5	86,38p,29,96s,96p,13	Gaudreau	2-3	2-2	26-38	Merzlikins	Quick	14,560
20.	Dec. 19	DAL	L	08-11-01	1-2	91	Robertson	0-1	0-0	28-34	Oettinger	Tarasov	16,402
21.	Dec. 31	CHI	W	09-11-01	4-1	52p,14s,86,14s	Nyquist	1-3	5-5	38-28	Korpisalo	Stalock	18,280+
22.	Jan. 5	WSH	L	09-12-01	2-6	13,15	Fehervary	0-1	0-2	27-37	Kuemper	Merzlikins	17,924
23.	Jan. 7	CAR	W**	10-12-01	4-3	86p,86p,86	Johnson	2-5	4-6	18-42	Korpisalo	Raanta	18,663+
24.	Jan. 12	CAR	L	10-13-01	2-6	7,13	Chaffield	0-3	4-4	23-41	Andersen	Korpisalo	15,766
25.	Jan. 16	NYR	L	10-14-01	1-3	2	Goodrow	0-4	4-5	25-33	Halak	Merzlikins	17,024
26.	Jan. 19	ANA	L	10-15-01	3-5	24,96,77	Zegras	0-1	3-3	33-33	Gibson	Merzlikins	16,017
27.	Jan. 21	SJS	W	11-15-01	5-3	13p,38,29,14,7	Nyquist	1-2	1-1	29-25	Korpisalo	Kahkonen	18,807+
28.	Jan. 31	WSH	O*	11-15-02	3-4	2,50,13	Kuznetsov	0-1	1-1	34-34	Lindgren	Korpisalo	17,879
29.	Feb. 10	TOR	L	11-16-02	0-3		Tavares	0-3	3-4	30-41	Samsonov	Korpisalo	18,860+
30.	Feb. 14	NJD	L	11-17-02	2-3	13p,27	Graves	1-3	2-2	33-32	Vanecek	Merzlikins	15,840
31.	Feb. 16	WPG	W	12-17-02	3-1	29p,91,38	Johnson	1-5	6-7	24-38	Korpisalo	Rittich	16,032
32.	Feb. 23	MIN	L	12-18-02	0-2		Duhaime	0-1	1-1	30-25	Fleury	Korpisalo	17,997
33.	Feb. 25	EDM	W	13-18-02	6-5	86,38p,86,29,96,96	Roslovic	1-4	3-4	26-47	Korpisalo	Skinner	19,004+
34.	Mar. 3	SEA	L	13-19-02	2-4	29p,27	Joseph	1-4	2-4	23-35	Grubauer	Merzlikins	18,712+
35.	Mar. 11	STL	L	13-20-02	2-5	29p,38	Blais	1-3	2-2	39-24	Greiss	Hutchinson	18,222+
36.	Mar. 24	NYI	W*	14-20-02	5-4	13p,19,91,50,38p	Jenner	2-4	0-1	27-38	Hutchinson	Sorokin	18,940+
37.	Apr. 1	FLA	L	14-21-02	0-7		Reinhart	0-4	2-3	21-49	Lyon	Hutchinson	17,860
38.	Apr. 2	OTT	W*	15-21-02	4-3	91p,50,38,86	Marchenko	1-2	2-2	22-27	Gillies	Talbot	18,872+
39.	Apr. 8	NYR	L	15-22-02	0-4		Vesey	0-2	2-2	20-28	Shesterkin	Hutchinson	18,824+
40.	Apr. 13	PIT	W*	16-22-02	3-2	2,52p,13	Gaudreau	1-4	0-2	34-36	Hutchinson	Jarry	18,369+
41.	Apr. 14	BUF	L	16-23-02	2-5	13,39	Tuch	0-1	1-1	31-35	Levi	Gillies	18,786+

## ROAD

GM	DATE	OPPONENT	DEC	RECORD	SCORE	CBJ GOALS	GWG	PP	PK	SF-SA	W-GOALIE	L-GOALIE	ATT
1.	Oct. 12	at CAR	L	00-01-00	1-4	29	Skjei	0-2	2-2	32-43	Andersen	Tarasov	18,824+
2.	Oct. 15	at STL	L	00-02-00	2-5	14,7	Barbashev	0-2	2-3	25-25	Binnington	Merzlikins	18,096+
3.	Oct. 23	at NYR	W	01-02-00	5-1	8,2,59,50,91	Peeke	0-1	2-3	21-31	Tarasov	Halak	18,006+
4.	Oct. 30	at NJD	L	01-03-00	1-7	59	Hischier	0-2	2-3	21-53	Vanecek	Merzlikins	11,547
5.	Nov. 4	at COL	L	01-04-00	3-6	93p,29,7	Rantanen	1-7	3-5	39-36	Georgiev	Merzlikins	12,882+
6.	Nov. 12	at NYI	O*	01-04-01	3-4	34p,52,47	Parise	1-2	2-2	29-46	Sorokin	Korpisalo	17,255+
7.	Dec. 2	at WPG	W	02-04-01	4-1	29,44,29,14	Guabranson	0-3	4-5	26-38	Korpisalo	Rittich	13,240
8.	Dec. 6	at PIT	L	02-05-01	1-4	13	Crosby	0-5	4-5	39-34	Jarry	Merzlikins	15,867
9.	Dec. 13	at FLA	L	02-06-01	0-4		Montour	0-3	3-3	22-26	Bobrovsky	Merzlikins	15,819
10.	Dec. 15	at TBL	L	02-07-02	1-4	86	Point	0-1	3-3	25-29	Elliott	Tarasov	19,092+
11.	Dec. 17	at BOS	L	02-08-01	2-4	38p,29p	Hall	2-5	1-3	33-39	Swayman	Tarasov	17,850
12.	Dec. 20	at PHI	L	02-09-01	3-5	86,91,2	Konecny	0-1	1-1	33-39	Hart	Tarasov	19,432+
13.	Dec. 23	at CHI	L	02-10-01	2-5	86p,47	Athanasios	1-4	4-5	29-38	Stalock	Tarasov	17,108
14.	Dec. 29	at NYI	L	02-11-01	1-2	52	Barzal	0-2	2-3	21-36	Sorokin	Korpisalo	17,255+
15.	Jan. 3	at OTT	L	02-12-01	0-4		Brassard	0-3	4-6	22-34	Forsberg	Korpisalo	14,457
16.	Jan. 8	at WSH	L	02-13-01	0-1		Gustafsson	0-2	2-2	38-19	Kuemper	Merzlikins	18,573+
17.	Jan. 10	at TBL	L	02-14-01	3-6	15,75,86	Kucherov	0-1	1-4	24-46	Vasilevskiy	Merzlikins	19,092+
18.	Jan. 14	at DET	W	03-14-01	4-3	29,4,29,29	Laine	0-1	2-2	25-28	Merzlikins	Husso	19,515+
19.	Jan. 17	at NSH	L	03-15-01	1-2	14	Trenin	0-3	3-3	40-28	Lankinen	Tarasov	17,159+
20.	Jan. 23	at CGY	O*	03-15-02	3-4	86p,29p,38	Dube	2-4	2-2	25-49	Vladar	Korpisalo	17,697
21.	Jan. 25	at EDM	W*	04-15-02	3-2	38,86,91	Johnson	0-2	0-1	27-36	Korpisalo	Skinner	16,986
22.	Jan. 27	at VAN	L	04-16-02	2-5	86p,86p	Mikheyev	2-4	2-4	26-34	Della	Korpisalo	18,700
23.	Jan. 28	at SEA	L	04-17-02	1-3	91	Wennberg	0-2	2-2	25-31	Grubauer	Merzlikins	17,151+
24.	Feb. 11	at TOR	W	05-17-02	4-3	38,86,7,91	Johnson	0-4	0-1	40-29	Merzlikins	Wall	18,893+
25.	Feb. 18	at DAL	W	06-17-02	4-1	19,27,24,50	Baqvist	0-1	1-1	36-29	Korpisalo	Wedgewood	18,532
26.	Feb. 19	at ARI	O*	06-17-03	2-3	38,29p	Hayton	1-3	1-1	36-25	Ingram	Merzlikins	4,600+
27.	Feb. 26	at MIN	O*	06-17-04	2-3	24,19	Kaprizov	0-2	1-2	24-44	Fleury	Merzlikins	19,063+
28.	Feb. 28	at BUF	W	07-17-04	5-3	91p,50,50,38,50	Jenner	1-1	2-3	36-41	Merzlikins	Anderson	13,661
29.	Mar. 4	at OTT	L	07-18-04	2-5	96,29p	Hamonic	1-2	2-2	21-39	Talbot	Merzlikins	18,073
30.	Mar. 7	at PIT	O*	07-18-05	4-5	52p,18,29,19	Crosby	1-2	1-2	27-47	DeSmith	Hutchinson	17,400
31.	Mar. 14	at SJS	W*	08-18-05	6-5	13,91p,38,38,19,13	Gaudreau	1-3	2-3	48-32	Tarasov	Kahkonen	10,127
32.	Mar. 16	at LAK	L	08-19-05	1-4	86	Kopitar	0-2	3-3	30-36	Copley	Tarasov	15,460
33.	Mar. 17	at ANA	L	08-20-05	4-7	77,38,34p,29p	Jones	2-4	2-2	42-38	Dostal	Hutchinson	13,475
34.	Mar. 19	at VGK	L	08-21-05	2-7	86,19	Dorofeyev	0-2	0-2	37-41	Patera	Tarasov	18,004+
35.	Mar. 21	at WSH	W*	09-21-05	7-6	50,27,96p,27,52,38,96	Roslovic	1-1	1-1	39-37	Tarasov	Lindgren	18,573+
36.	Mar. 25	at MTL	L	09-22-05	2-8	18,86	Harvey-Pinard	0-4	2-3	23-32	Montembeault	Merzlikins	21,105+
37.	Mar. 28	at NYR	L	09-23-05	2-6	86p,13	Kane	1-4	1-2	30-36	Shesterkin	Hutchinson	18,006+
38.	Mar. 30	at BOS	O*	09-23-06	1-2	96	Pastrnak	0-5	4-5	26-31	Ullmark	Hutchinson	17,850
39.	Apr. 4	at TOR	L	09-24-06	2-4	96,50	Aston-Reese	0-2	3-3	26-50	Wall	Greaves	18,597
40.	Apr. 6	at NJD	L	09-25-06	1-8	46	Tatar	0-5	1-3	17-36	Vanecek	Hutchinson	16,514+
41.	Apr. 11	at PHI	O*	09-25-07	3-4	19,64,7p	Tippett	1-3	2-3	31-39	Hart	Hutchinson	19,719+

\* Overtime \*\* Shootout



# GAME-BY-GAME BREAKDOWN

2022-23 SEASON

DATE		GOALS BY PERIOD					SHOTS BY PERIOD					PEN/ PIM	
		1	2	3	O	SO	T	1	2	3	O		T
Oct. 12	CBJ	0	1	0	-	-	1	10	14	8	-	32	2/4
	at CAR	0	2	2	-	-	4	10	13	20	-	43	2/4
Oct. 14	at CBJ	2	0	0	-	-	2	9	12	7	-	28	2/4
	TBL	3	1	1	-	-	5	14	13	12	-	39	4/8
Oct. 15	CBJ	0	2	0	-	-	2	6	13	6	-	25	3/6
	at STL	1	1	3	-	-	5	4	13	8	-	25	2/4
Oct. 18	at CBJ	0	1	2	1	-	4	8	12	10	3	33	4/11
	VAN	2	0	1	0	-	3	9	8	16	2	35	3/9
Oct. 20	at CBJ	0	1	4	-	-	5	10	15	17	-	42	5/10
	NSH	2	1	0	-	-	3	9	9	8	-	26	3/6
Oct. 22	at CBJ	2	1	0	-	-	3	17	6	9	-	32	3/6
	PIT	0	3	3	-	-	6	7	16	16	-	39	1/2
Oct. 23	CBJ	1	2	2	-	-	5	6	8	7	-	21	3/6
	at NYR	0	1	0	-	-	1	9	16	6	-	31	1/2
Oct. 25	at CBJ	0	0	3	-	-	3	11	8	14	-	33	7/16
	ARI	2	2	2	-	-	6	4	11	4	-	19	7/14
Oct. 28	at CBJ	0	0	0	-	-	0	12	7	11	-	30	2/4
	BOS	1	3	0	-	-	4	14	15	6	-	35	3/6
Oct. 30	CBJ	0	1	0	-	-	1	5	7	9	-	21	4/8
	at NJD	1	3	3	-	-	7	20	11	22	-	53	3/6
Nov. 4	CBJ	0	2	1	-	-	3	7	13	19	-	39	5/10
	at COL	2	1	3	-	-	6	16	9	11	-	36	6/14
Nov. 5	at CBJ	1	0	0	-	-	1	13	4	15	-	32	2/7
	COL	1	3	1	-	-	5	12	17	16	-	45	2/7
Nov. 10	at CBJ	2	1	2	-	-	5	9	11	9	-	29	2/7
	PHI	0	1	1	-	-	2	12	6	16	-	34	4/11
Nov. 12	CBJ	0	2	1	0	-	3	6	15	8	0	29	2/4
	at NYI	0	2	1	1	-	4	10	22	13	1	46	2/4
Nov. 15	at CBJ	1	1	2	1	-	5	9	9	13	2	33	3/6
	PHI	0	2	2	0	-	4	7	16	13	1	37	2/4
Nov. 17	at CBJ	2	0	4	-	-	6	11	9	9	-	29	4/11
	MTL	0	2	2	-	-	4	11	13	18	-	42	3/9
Nov. 19	at CBJ	0	1	0	-	-	1	12	10	5	-	27	4/8
	DET	1	3	2	-	-	6	13	13	11	-	37	3/6
Nov. 20	at CBJ	1	1	3	-	-	5	4	12	7	-	23	3/6
	FLA	1	1	1	-	-	3	18	16	16	-	50	2/4
Nov. 23	at CBJ	0	0	1	-	-	1	6	10	15	-	31	4/11
	MTL	0	0	3	-	-	3	7	10	12	-	29	4/11
Nov. 25	at CBJ	0	2	0	-	-	2	5	11	10	-	26	6/15
	NYI	1	1	1	-	-	3	8	9	7	-	24	6/15
Nov. 28	at CBJ	0	1	1	0	1	2	7	14	6	1	28	4/8
	VGK	2	0	0	0	2	3	9	17	9	1	36	2/4
Dec. 2	CBJ	2	2	0	-	-	4	11	10	5	-	26	5/10
	at WPG	0	0	1	-	-	1	11	14	13	-	38	3/6
Dec. 4	at CBJ	0	1	1	-	-	2	8	10	16	-	34	5/10
	DET	2	1	1	-	-	4	13	11	11	-	35	3/6
Dec. 6	CBJ	1	0	0	-	-	1	10	13	16	-	39	5/10
	at PIT	0	3	1	-	-	4	9	18	7	-	34	5/10
Dec. 7	at CBJ	0	2	2	-	-	4	5	12	7	-	24	7/22
	BUF	6	3	0	-	-	9	14	12	4	-	30	3/6
Dec. 9	at CBJ	1	1	1	-	-	3	9	8	10	-	27	6/12
	CGY	0	0	1	-	-	1	12	6	14	-	32	7/14
Dec. 11	at CBJ	2	3	0	1	-	6	10	7	7	2	26	2/4
	LAK	0	3	2	0	-	5	11	11	16	0	38	3/6
Dec. 13	CBJ	0	0	0	-	-	0	10	9	3	-	22	3/6
	at FLA	1	2	1	-	-	4	11	9	6	-	26	3/6
Dec. 15	CBJ	0	1	0	-	-	1	6	11	8	-	25	3/6
	at TBL	1	0	3	-	-	4	12	8	9	-	29	1/2
Dec. 17	CBJ	0	1	1	-	-	2	11	11	11	-	33	4/8
	at BOS	1	1	2	-	-	4	11	11	17	-	39	6/12
Dec. 19	at CBJ	0	0	1	-	-	1	13	7	8	-	28	0/0
	DAL	0	1	1	-	-	2	14	13	7	-	34	1/2
Dec. 20	CBJ	0	2	1	-	-	3	8	12	13	-	33	1/2
	at PHI	1	2	2	-	-	5	13	13	13	-	39	1/2
Dec. 23	CBJ	0	1	1	-	-	2	5	17	7	-	29	9/21
	at CHI	2	2	1	-	-	5	14	9	15	-	38	8/19
Dec. 29	CBJ	0	0	1	-	-	1	7	7	7	-	21	4/8
	at NYI	0	2	0	-	-	2	13	13	10	-	36	3/6
Dec. 31	at CBJ	1	2	1	-	-	4	15	14	9	-	38	5/10
	CHI	1	0	0	-	-	1	9	5	14	-	28	3/6
Jan. 3	CBJ	0	0	0	-	-	0	9	4	9	-	22	6/12
	at OTT	0	3	1	-	-	4	10	15	9	-	34	3/6
Jan. 5	at CBJ	1	1	0	-	-	2	8	8	11	-	27	3/6
	WSH	0	4	2	-	-	6	13	16	8	-	37	2/4
Jan. 7	at CBJ	0	2	1	0	3	4	7	7	4	0	18	7/14
	CAR	0	3	0	0	2	3	13	21	7	1	42	6/12
Jan. 8	CBJ	0	0	0	-	-	0	12	12	14	-	38	3/9
	at WSH	1	0	0	-	-	1	8	5	6	-	19	3/9
Jan. 10	CBJ	0	1	2	-	-	3	6	7	11	-	24	5/10
	at TBL	2	1	3	-	-	6	21	12	13	-	46	2/4
Jan. 12	at CBJ	0	1	1	-	-	2	12	5	6	-	23	5/10
	CAR	2	1	3	-	-	6	12	12	17	-	41	4/8

DATE		GOALS BY PERIOD					SHOTS BY PERIOD					PEN/ PIM	
		1	2	3	O	SO	T	1	2	3	O		T
Jan. 14	CBJ	3	1	0	-	-	4	14	8	3	-	25	2/4
	at DET	0	0	3	-	-	3	8	8	12	-	28	1/2
Jan. 16	at CBJ	0	0	1	-	-	1	4	8	11	-	23	5/10
	NYR	2	1	0	-	-	3	13	13	7	-	33	4/8
Jan. 17	CBJ	0	0	1	-	-	1	9	15	16	-	40	3/6
	at NSH	0	2	0	-	-	2	12	11	5	-	28	3/6
Jan. 19	at CBJ	3	0	0	-	-	3	15	8	10	-	33	4/11
	ANA	0	3	2	-	-	5	9	10	14	-	33	2/7
Jan. 21	at CBJ	0	2	3	-	-	5	2	12	15	-	29	2/7
	SJS	1	1	1	-	-	3	15	5	5	-	25	3/9
Jan. 23	CBJ	0	2	1	0	-	3	7	9	7	1	24	4/11
	at CGY	1	2	0	1	-	4	17	15	13	4	49	6/15
Jan. 25	CBJ	1	0	1	1	-	3	9	7	8	3	27	1/2
	at EDM	0	2	0	0	-	2	11	13	12	0	36	2/4
Jan. 27	CBJ	1	0	1	-	-	2	7	6	13	-	26	4/8
	at VAN	3	0	2	-	-	5	13	10	11	-	34	4/8
Jan. 28	CBJ	0	1	0	-	-	1	4	9	12	-	25	2/4
	at SEA	1	1	1	-	-	3	12	15	4	-	31	2/4
Jan. 31	at CBJ	1	1	1	0	-	3	9	12	13	0	34	4/8
	WSH	2	1	0	1	-	4	11	9	13	1	34	4/8
Feb. 10	at CBJ	0	0	0	-	-	0	6	15	9	-	30	5/18
	TOR	1	0	2	-	-	3	14	14	13	-	41	2/6
Feb. 11	CBJ	0	3	1	-	-	4	4	21	15	-	40	2/4
	at TOR	2	0	1	-	-	3	11	10	8	-	29	5/10
Feb. 14	at CBJ	1	1	0	-	-	2	12	7	14	-	33	2/4
	NJD	1	1	1	-	-	3	8	12	12	-	32	3/6
Feb. 16	at CBJ	0	1	2	-	-	3	2	14	8	-	24	7/14
	WPG	1	0	0	-	-	1	12	12	14	-	38	5/10
Feb. 18	CBJ	1	0	3	-	-	4	13	9	14	-	36	1/2
	at DAL	0	1	0	-	-	1	15	7	7	-	29	1/2
Feb. 19	CBJ	0	1	1	0	-	2	7	12	16	1	36	3/12
	at ARI	2	0	0	1	-	3	10	4	9	2	25	5/16
Feb. 23	at CBJ	0	0	0	-	-	0	14	9	7	-	30	1/2
	MIN	2	0	0	-	-	2	8	12	5	-	25	1/2
Feb. 25	at CBJ	1	3	2	-	-	6	9	11	6	-	26	6/20
	EDM	0	4	1	-	-	5	9	15	23	-	47	5/10
Feb. 26	CBJ	1	1	0	0	-	2	7	12	4	1	24	2/4
	at MIN	0	0	2	1	-	3	13	13	17	1	44	2/4
Feb. 28	CBJ	2	2	1	-	-	5	15	13	8	-	36	3/6
	at BUF	1	0	2	-	-	3	16	11	14	-	41	1/2
Mar. 3	at CBJ	0	1	1	-	-	2	10	5	8	-	23	4/8
	SEA	0	2	2	-	-	4	12	11	12	-	35	4/8
Mar. 4	CBJ	1	1	0	-	-	2	3	8	10	-	21	3/6
	at OTT	2	2	1	-	-	5	15	13	11	-	39	3/6
Mar. 7	CBJ	3	1	0	0	-	4	10	9	8	0	27	





## TEAM BY PERIOD

SCORING	1ST	2ND	3RD	OT	TOT	AVG
COLUMBUS	56	76	72	9	213	2.6
Opponents	90	119	112	8	329	4.0

SHOTS	1ST	2ND	3RD	OT	TOT	AVG
COLUMBUS	725	826	823	25	2,399	29.3
Opponents	954	998	927	25	2,904	35.4

## RECORD BY MONTH

MONTH	REC	PTS
October	3-7-0	6
November	4-5-2	10
December	4-10-0	8
January	4-10-2	10
February	5-3-2	12
March	3-8-2	8
April	2-5-1	5
<b>TOTALS</b>	<b>25-48-9</b>	<b>59</b>

## MISCELLANEOUS RECORD

### 2022-23

One-Goal Games	13-6-9
Two-Goal Games	7-10
Three or More-Goal Games	5-32

## RECORD VS. NHL

vs. Metropolitan Division:	7-15-4
vs. Atlantic Division:	6-17-1
<b>VS. EASTERN CONFERENCE:</b>	<b>13-32-5</b>
vs. Central Division:	5-9-2
vs. Pacific Division:	7-7-2
<b>VS. WESTERN CONFERENCE:</b>	<b>12-16-4</b>

## RECORD BY DAY

DAY	REC	PTS
Monday	0-2-2	2
Tuesday	5-10-3	13
Wednesday	1-3-0	2
Thursday	5-8-1	11
Friday	3-10-0	6
Saturday	7-11-1	15
Sunday	4-4-2	8
<b>TOTALS</b>	<b>25-48-9</b>	<b>59</b>

## BLUE JACKETS RECORD WHEN...

### PLAYING BACK-TO-BACK GAMES

	OVERALL	HOME	AWAY
First Game:	5-12-0	4-8-0	1-4-0
Second Game:	4-11-2	2-3-0	2-8-2

### SCORING (INCLUDES SO GOALS)

One Goal or Less	0-22-1	0-10-0	0-12-1
Two Goals or Less	0-40-4	0-19-1	0-21-3
Three Goals	4-6-4	3-3-1	1-3-3
Four Goals or More	21-2-1	13-1-0	8-1-1

### ALLOWING (INCLUDES SO GOALS)

One Goal or Less	6-1-0	3-0-0	3-1-0
Two Goals or Less	9-5-1	5-2-0	4-3-1
Three Goals	9-6-3	6-5-1	3-1-2
Four Goals or More	7-37-5	5-16-1	2-21-4

In Overtime	10-8-1	7-1-1	3-7-0
In Shootout	1-1	1-1	0-0

Scoring a PP Goal	14-13-5	11-6-0	3-7-5
Shut Out on the PP	11-35-4	5-17-2	6-18-2
Allowing a PP Goal	13-25-4	7-11-0	6-14-4
Killing All SH Situations	12-23-5	9-12-2	3-11-3

Scoring First Goal	14-10-5	8-7-0	6-3-5
Allowing First Goal	11-38-4	8-16-2	3-22-2

Leading After 1st Period	12-5-3	6-4-0	6-1-3
Tied After 1st Period	4-13-2	3-5-0	1-8-2
Trailing After 1st Period	9-30-4	7-14-2	2-16-2

Leading After 2nd Period	11-0-2	5-0-0	6-0-2
Tied After 2nd Period	8-8-2	7-5-0	1-3-2
Trailing After 2nd Period	6-40-5	4-18-2	2-22-3

Leading in Shots	7-11-1	3-6-0	4-5-1
Trailing in Shots	18-35-7	13-16-1	5-19-6
Shots Are Tied	0-2-1	0-1-1	0-1-0



# STATISTICAL BREAKDOWN

## HAT TRICKS FOR - 3

GOALS	PLAYER	DATE	OPPONENT	OPPOSING GOALTENDER	RESULT
3	Kirill Marchenko	Jan. 7, 2023	vs. Carolina	Antti Raanta	4-3, SOW
3	Patrik Laine	Jan. 14, 2023	at Detroit	Ville Husso	4-3, W
3	Eric Robinson	Feb. 28, 2023	at Buffalo	Craig Anderson (2, EN)	5-3, W

## HAT TRICKS AGAINST - 7

GOALS	PLAYER	DATE	OPPONENT	CBJ GOALTENDER	RESULT
3	Mikko Rantanen	Nov. 4, 2022	at Colorado	Elvis Merzlikins (2, EN)	3-6, L
5	Tage Thompson	Dec. 7, 2022	vs. Buffalo	Joonas Korpivalo-1, Elvis Merzlikins-4	4-9, L
3	Kirill Kaprizov ^	Feb. 26, 2023	at Minnesota	Elvis Merzlikins	2-3, OTL
3	Jordan Kyrrou	Mar. 11, 2023	vs. St. Louis	Michael Hutchinson (2, EN)	2-5, L
3	Jack Eichel	Mar. 19, 2023	at Vegas	Daniil Tarasov-2, Michael Hutchinson-1	2-7, L
3	Rafael Harvey-Pinard	Mar. 25, 2023	at Montreal	Elvis Merzlikins	2-8, L
4	Carter Verhaeghe ^	Apr. 1, 2023	vs. Florida	Michael Hutchinson	0-7, L

## EXTRA ATTACKER GOALS FOR - 5

DATE	OPPONENT	GOAL SCORER	ASSIST	TIME	PERIOD	RESULT
Nov. 4, 2022	at Colorado	Patrik Laine	J. Gaudreau, B. Jenner	7:16	2nd	3-6, L
Dec. 19, 2022	vs. Dallas	Kent Johnson	J. Roslovic, G. Nyquist	19:45	3rd	1-2, L
Dec. 29, 2022	at NY Islanders	Emil Bemstrom	M. Bjork, J. Gaudreau	19:38	3rd	1-2, L
Mar. 11, 2023	vs. St. Louis	Boone Jenner	K. Johnson, J. Gaudreau	15:55	3rd	2-5, L
Mar. 21, 2023	at Washington	Boone Jenner	K. Johnson, P. Laine	19:13	3rd	7-6, OTW

## EXTRA ATTACKER GOALS AGAINST - 5

DATE	OPPONENT	GOAL SCORER	ASSIST	TIME	PERIOD	RESULT
Dec. 2, 2022	at Winnipeg	Pierre-Luc Dubois (PP)	C. Perfeffi, B. Wheeler	15:30	3rd	4-1, W
Dec. 9, 2022	vs. Calgary	Michael Stone	M. Backlund, N. Hanifin	17:26	3rd	3-1, W
Dec. 17, 2022	at Boston	Taylor Hall	D. Pastrnak, D. Krejci	12:41	3rd	2-4, L
Feb. 25, 2023	vs. Edmonton	Zach Hyman	C. McDavid, D. Nurse	17:04	3rd	6-5, W
Mar. 4, 2023	at Ottawa	Travis Hamonic	A. DeBrincat, J. Sanderson	2:16	2nd	2-5, L

## SPECIAL TEAMS

POWER PLAY	PPG	ATT	PCT	RANK
Overall	41	224	18.3	26th
Home:	22	112	19.6	22nd
Road:	19	112	17.0	28th
9 shorthanded goals against				21st

PENALTY KILLING	GA	ATT	PCT	RANK
Overall:	59	237	75.1	25th
Home:	27	123	78.0	21st
Road:	32	114	71.9	27th
5 shorthanded goals scored				26th

## PENALTIES

GP	PIM	AVG	RANK
82	654	8.0	8th

## SITUATIONAL SCORING

	GF	GA
5 on 5	143	231
5 on 4	39	8
5 on 3	1	0
4 on 4	2	6
4 on 3	1	0
3 on 3	8	7
3 on 4	0	1
3 on 5	0	5
4 on 5	4	52
Empty Net	10	14
Penalty Shots	0	0
<b>TOTALS</b>	<b>213</b>	<b>329</b>

^ Natural Hat Trick

## SHUTOUTS BY BLUE JACKETS - 0

DATE	OPPONENT	GOALTENDER	SV/SCORE
------	----------	------------	----------

## SHUTOUTS BY OPPONENTS - 8

DATE	OPPONENT	GOALTENDER	SV/SCORE
Oct. 28, 2022	vs. Boston	Linus Ullmark	30/0-4, L
Dec. 13, 2022	at Florida	Sergei Bobrovsky	22/0-4, L
Jan. 3, 2023	at Ottawa	Anton Forsberg	22/0-4, L
Jan. 8, 2023	at Washington	Darcy Kuemper	38/0-1, L
Feb. 10, 2023	vs. Toronto	Ilya Samsonov	30/0-3, L
Feb. 23, 2023	vs. Minnesota	Marc-Andre Fleury	30/0-2, L
Apr. 1, 2023	vs. Florida	Alex Lyon	21/0-7, L
Apr. 8, 2023	vs. NY Rangers	Igor Shesterkin	20/0-4, L

2022-23 SEASON





TEAM SCORING	2022-23 SEASON		FRANCHISE RECORD	
Most goals – game:	7	Mar. 21 at WSH	10	Nov. 4, 2016 vs. MTL
Most goals – period:	4	3x, MR: 2nd period, Mar. 24 vs. NYI	5	3x, MR: 3rd period, Dec. 31, 2018 vs. OTT
Most goals allowed – game:	9	Dec. 7 vs. BUF	10	Mar. 30, 2002 at SJS
<b>Most goals allowed – period:</b>	<b>6</b>	<b>1st period, Dec. 7 vs. BUF</b>	<b>6</b>	<b>2x, MR: 1st period, Dec. 7, 2022 vs. BUF</b>
<b>Fewest goals – game:</b>	<b>0</b>	<b>8x, MR: Apr. 8 vs. NYR</b>	<b>0</b>	<b>142x, MR: Apr. 8, 2023 vs. NYR</b>
Fewest goals allowed – game:	1	7x, MR: Feb. 18 at DAL	0	107x, MR: Jan. 13, 2022 at CAR
Most power play goals – game:	2	9x, MR: Mar. 24 vs. NYI	5	Dec. 10, 2006 vs. OTT
Most power play goals allowed – game:	3	2x, MR: Jan. 10 at TBL	5	3x, MR: Jan. 6, 2007 at SJS
Most power play attempts – game:	7	2x, MR: Dec. 9 vs. CGY	13	2x, MR: Jan. 24, 2004 vs. CHI
Most power play attempts allowed – game:	7	Feb. 16 vs. WPG	12	2x, MR: Oct. 26, 2005 vs. NSH
<b>Most shorthanded goals – game:</b>	<b>2</b>	<b>Dec. 31 vs. CHI</b>	<b>2</b>	<b>5x, MR: Dec. 31, 2022 vs. CHI</b>
Most shorthanded goals allowed – game:	1	9x, MR: Apr. 6 at NJD	2	12x, MR: Nov. 3, 2018 at LAK
<b>Best PP efficiency (multiple attempts):</b>	<b>2-of-2</b>	<b>Nov. 20 vs. FLA</b>	<b>2-of-2</b>	<b>7x, MR: Nov. 20, 2022 vs. FLA</b>
Best PK efficiency:	5-of-5	3x, MR: Dec. 31 vs. CHI	9-of-9	3x, MR: Mar. 12, 2011 at CAR
Largest margin of victory:	4	Oct. 23 at NYR	10	Nov. 4, 2016 vs. MTL
Largest margin of defeat:	7	2x, MR: Apr. 6 at NJD	8	3x, MR: Nov. 11, 2009 vs. DET
<b>SHOTS</b>				
Most shots – game:	48	Mar. 14 at SJS	60	Dec. 3, 2016 at ARI
Most shots – period:	22	3rd period, Mar. 11 vs. STL	26	2x, MR: 1st period, Feb. 13, 2018 at NYI
Most shots – overtime period:	5	Mar. 14 at SJS	10	Dec. 3, 2016 at ARI
Most shots allowed – game:	53	Oct. 30 at NJD	62	Jan. 26, 2022 vs. CGY
Most shots allowed – period:	23	3rd period, Feb. 25 vs. EDM	27	1st period, Mar. 26, 2016 at NSH
Most shots allowed – overtime period:	6	Mar. 7 at PIT	11	Jan. 11, 2004 at ANA
Fewest shots – game:	17	Apr. 6 at NJD	10	Apr. 1, 2003 at PHI
Fewest shots – period:	2	2x, MR: 1st period, Feb. 16 vs. WPG	0	2nd period, Nov. 5, 2015 at LAK
<b>Fewest shots – overtime period:</b>	<b>0</b>	<b>5x, MR: Mar. 30 at BOS</b>	<b>0</b>	<b>51x, MR: Mar. 30, 2023 at BOS</b>
Fewest shots allowed – game:	19	2x, MR: Jan. 8 vs. WSH	13	Feb. 21, 2009 vs. ANA
Fewest shots allowed – period:	4	6x, MR: 2nd period, Feb. 19 at ARI	0	3x, MR: Mar. 18, 2014 vs. CAR
<b>Fewest shots allowed – overtime period:</b>	<b>0</b>	<b>6x, MR: Apr. 13 vs. PIT</b>	<b>0</b>	<b>49x, MR: Apr. 13, 2023 vs. PIT</b>
<b>PENALTIES</b>				
Most penalties – game:	9	Dec. 23 at CHI	21	Jan. 11, 2006 vs. PIT
Most penalties – period:	7	3rd period, Dec. 23 at CHI	13	3rd period, Feb. 7, 2006 at VAN
Most penalty minutes – game:	25	Mar. 30 at BOS	70	Feb. 21, 2003 at SJS
Most penalty minutes – period:	17	3rd period, Dec. 23 at CHI	52	2nd period, Mar. 26, 2009 vs. CGY
<b>Fewest penalties – game:</b>	<b>0</b>	<b>Dec. 19 vs. DAL</b>	<b>0</b>	<b>19x, MR: Dec. 19, 2022 vs. DAL</b>
<b>Fewest penalty minutes – game:</b>	<b>0</b>	<b>Dec. 19 vs. DAL</b>	<b>0</b>	<b>19x, MR: Dec. 19, 2022 vs. DAL</b>
<b>STREAKS</b>				
Longest winning streak – overall:	2	5x, MR: Mar. 21-24	16	Nov. 29, 2016-Jan. 3, 2017
Longest winning streak – home:	3	Nov. 10-17	8	2x, MR: Feb. 24-Mar. 22, 2018
Longest winning streak – road:	2	Feb. 11-18	8	2x, MR: Dec. 1-31, 2016
Longest unbeaten streak (pt. earned):	4	Nov. 10-17 (3-0-1)	18	Nov. 25, 2016-Jan. 3, 2017 (17-0-1)
Longest unbeaten streak (pt. earned) - home:	3	Nov. 10-17 (3-0-0)	12	Feb. 11-Mar. 31, 2013 (9-0-3)
Longest unbeaten streak (pt. earned) – road:	5	Feb. 11-28 (3-0-2)	11	Nov. 20-Dec. 31, 2016 (10-0-1)
Longest regulation losing streak – overall:	7	Dec. 13-29	8	3x, MR: Oct. 9-Oct. 22, 2015
Longest regulation losing streak – home:	4	Oct. 22-Nov. 5	6	2x, MR: Oct. 9-Nov. 10, 2015
<b>Longest regulation losing streak – road:</b>	<b>10</b>	<b>Dec. 6-Jan. 10</b>	<b>10</b>	<b>Dec. 6, 2022-Jan. 10, 2023</b>
Longest streak without a win – overall:	7	Dec. 13-29 (0-7-0)	9	4x, MR: Apr. 8-25, 2021 (0-7-2)
Longest streak without a win – home:	5	Nov. 23-Dec. 7 (0-4-1)	8	2x, MR: Dec. 4-31, 2003 (0-6-1-1)
Longest streak without a win – road:	10	Dec. 6-Jan. 10 (0-10-0)	14	Oct. 9-Dec. 23, 2003 (0-11-1-2)

**Bold indicates team record set in 2022-23**  
**Bold italics indicates tied team record in 2022-23**



# INDIVIDUAL HIGHS & LOWS

## INDIVIDUAL

## 2022-23 SEASON

## FRANCHISE RECORD

Most goals – game:	3	3x, MR: Robinson, Feb. 28 at BUF	4	G. Sanderson, Mar. 29, 2003 at CGY
Most assists – game:	3	2x, MR: J. Gaudreau, Mar. 14 at SJS	5	2x, MR: A. Panarin, Dec. 8, 2017 at NJD
<b>Most points – game:</b>	<b>5</b>	<b>J. Gaudreau, Mar. 14 at SJS</b>	<b>5</b>	<b>6x, MR: J. Gaudreau, Mar. 14, 2023 at SJS</b>
Most goals – period:	2	7x, MR: B. Jenner, 2nd period, Mar. 14 at SJS	3	4x, MR: E. Bemstrom, 3rd period, May 3, 2021 vs. NSH
<b>Most assists – period:</b>	<b>3</b>	<b>J. Gaudreau, 2nd period, Mar. 14 at SJS</b>	<b>3</b>	<b>15x, MR: J. Gaudreau, 2nd period, Mar. 14, 2023 at SJS</b>
<b>Most points – period:</b>	<b>3</b>	<b>4x, MR: J. Gaudreau, 2nd period Mar. 14 at SJS</b>	<b>3</b>	<b>49x, MR: J. Gaudreau, 2nd period, Mar. 14, 2023 at SJS</b>
Most power play goals – game:	2	2x, MR: K. Marchenko, Jan. 27 at VAN	3	B. Berard, Jan. 9, 2006 at PHX
<b>Most shorthanded goals – game:</b>	<b>2</b>	<b>G. Nyquist, Dec. 31 vs. CHI</b>	<b>2</b>	<b>G. Nyquist, Dec. 31, 2022 vs. CHI</b>
<b>Most shots on goal – game:</b>	<b>10</b>	<b>P. Laine, Jan. 17 at NSH</b>	<b>10</b>	<b>13x, MR: P. Laine, Jan. 17, 2023 at NSH</b>
Most shots on goal – period:	6	2x, MR: B. Jenner, 2nd period, Feb. 11 vs. TOR	7	2x, MR: C. Atkinson, 3rd period, Nov. 8, 2014 vs. TBL
Highest Plus/Minus:	+4	2x, MR: V. Gavrikov, Jan. 14 at DET	+6	A. Wennberg, Mar. 27, 2018 at EDM
<b>Lowest Plus/Minus:</b>	<b>-6</b>	<b>A. Peeke, Apr. 1 vs. FLA</b>	<b>-6</b>	<b>A. Peeke, Apr. 1, 2023 vs. FLA</b>
Most penalty minutes – game:	18	S. Kuraly, Dec. 7 vs. BUF	31	D. Westcott, Apr. 13, 2006 vs. STL
Most penalty minutes – period:	12	B. Jenner, 3rd period, Feb. 10 vs. TOR	31	D. Westcott, 2nd period, Apr. 13, 2006 vs. STL
Most ice time – forward (regulation game):	25:24	B. Jenner, Feb. 25 vs. EDM	27:19	R. Whitney, Oct. 14, 2002 vs. PHX
Most ice time – def. (regulation game):	28:55	Z. Werenski, Nov. 4 at COL	34:59	J. Johnson, Feb. 2, 2013 vs. DET
Most ice time – forward (overtime game):	25:59	J. Gaudreau, Jan. 25 at EDM	27:43	D. Vyborny, Dec. 8, 2005 vs. NYI
Most ice time – def. (overtime game):	28:40	V. Gavrikov, Nov. 15 vs. PHI	33:18	D. Quint, Nov. 21, 2001 vs. Detroit
Longest point scoring streak:	6	2x, MR: P. Laine, Feb. 28-Mar. 14 (4-4-8)	13	R. Johansen, Dec. 18, 2014 - Jan. 17, 2015
Longest goal-scoring streak:	4	P. Laine, Mar. 3-11 (4G)	7	2x, MR: C. Atkinson, Nov. 10-24, 2018 (9G)
Longest assist-scoring streak:	5	2x, MR: P. Laine (6A) & J. Gaudreau (6A) Jan. 19-27	8	R. Umberger, Nov. 10-26, 2010 (8A)
Most saves by a goalie – game:	47	D. Tarasov, Nov. 20 vs. FLA	56	E. Merzlikins, Jan. 26, 2022 vs. CGY
Most saves by a goalie – period:	22	J. Korpisalo, 3rd period, Feb. 25 vs. EDM	25	2x, MR: S. Bobrovsky, 3rd period, Nov. 1, 2018 at SJS
<b>MISCELLANEOUS</b>				
Fastest goal to start – game:	1:00	J. Gaudreau, Dec. 6 at PIT	0:10	2x, MR: C. Atkinson, Mar. 28, 2013 at EDM
Fastest goal to start allowed – game:	0:33	A. Lehtonen, Nov. 5 vs. COL	0:08	2x, MR: A. Laaksonen, Feb. 10, 2006 vs. COL
Fastest goal to start – period:	0:11	P. Laine, 2nd period, Oct. 12 at CAR	0:09	P. Laine, 2nd period, Feb. 17, 2022 at CHI
<b>Fastest goal to start allowed – period:</b>	<b>0:07</b>	<b>J. Bratt, 2nd period, Feb. 14 vs. NJD</b>	<b>0:07</b>	<b>J. Bratt, 2nd period, Feb. 14, 2023 vs. NJD</b>
Fastest two goals:	0:13	B. Jenner 3:32 (3rd) & E. Robinson 3:35 (3rd), Nov. 15 vs. PHI	0:08	2x, MR: V. Prospal 5:37 (3rd) & M. Letestu 5:45 (3rd), Feb. 11, 2013 vs. SJS
Fastest two goals against:	0:14	S. Harrington 19:12 (3rd) & R. Strome 19:26 (3rd), Mar. 17 at ANA	0:05	T. Holmstrom 10:44 (2nd) & P. Datsyuk 10:49 (2nd) – Nov. 24, 2007 vs. DET
Fastest three goals:	2:43	P. Laine 12:47 (1st), V. Gavrikov 13:54 (1st) & P. Laine 15:30 (1st), Jan. 14 at DET	0:46	P. Laine 14:34 (2nd), O. Bjorkstrand 0:51 15:59 (2nd) & J. Danforth 16:20 (2nd), Mar. 4, 2022 vs. LAK
Fastest three goals against:	2:03	M. Jones 17:23 (3rd), S. Harrington 19:12 (3rd) & R. Strome 19:26 (3rd), Mar. 17 at ANA	1:03	C. Kreider 7:39 (2nd), A. Panarin 8:15 (2nd) & J. Trouba 8:41 (2nd), Nov. 13, 2021 vs. NYR

**Bold indicates individual record set in 2022-23**  
**Bold italics indicates tied individual record in 2022-23**



# INJURY REPORT & TRANSACTIONS



The Blue Jackets lost a franchise record 563 man games due to injury in 2022-23, surpassing the total of 508 in 2014-15... The man games missed totals for the club's previous seasons were – **2021-22:** 371; **2020-21:** 167; **2019-20:** 419; **2018-19:** 88; **2017-18:** 224; **2016-17:** 210; **2015-16:** 298; **2014-15:** 508; **2013-14:** 297; **2012-13:** 137; **2011-12:** 411; **2010-11:** 244; **2009-10:** 275; **2008-09:** 343; **2007-08:** 233; **2006-07:** 290; **2005-06:** 289; **2003-04:** 213; **2002-03:** 199; **2001-02:** 155 and **2000-01:** 176.

PLAYER	INJURY	DATE OF INJURY/FIRST GAME MISSED	FIRST GAME BACK FROM INJURY	GAMES MISSED
Jake Bean	Illness	Oct. 28 vs. Boston	Oct. 30 at New Jersey	1
	Shoulder	Nov. 17 vs. Montreal		67
Nick Blankenburg	Upper Body	Oct. 25 vs. Arizona	Nov. 4 at Colorado	3
	Ankle	Nov. 12 at NY Islanders	Jan. 12 vs. Carolina	27
	Upper Body	Jan. 27 at Vancouver	Feb. 10 vs. Toronto	3
	Ankle	Mar. 28 at NY Rangers		10
Adam Boqvist	Broken Foot	Oct. 28 vs. Boston	Dec. 23 at Chicago	24
	Upper Body	Jan. 28 at Seattle	Feb. 10 vs. Toronto	2
	Lower Body	Feb. 26 at Minnesota	Feb. 28 at Buffalo	1
	Illness	Mar. 30 at Boston	Apr. 4 at Toronto	3
Yegor Chinakhov	Upper Body	Nov. 23 vs. Montreal	Nov. 25 vs. NY Islanders	1
	Ankle	Dec. 20 at Philadelphia	Feb. 28 at Buffalo (assigned prior)	29
Jake Christiansen	Illness	Dec. 6 at Pittsburgh	Dec. 9 vs. Calgary	2
Justin Danforth	Torn Labrum	Oct. 23 at NY Rangers		76
Johnny Gaudreau	Lower Body	Feb. 18 at Dallas	Feb. 23 vs. Minnesota	2
Vladislav Gavrikov	Upper Body	Jan. 10 at Tampa Bay	Jan. 12 vs. Carolina	1
Erik Gudbranson	Upper Body	Nov. 12 at NY Islanders	Nov. 15 vs. Philadelphia	1
	Separated Shoulder	Mar. 25 at Montreal		11
Boone Jenner	Fractured Thumb	Dec. 19 vs. Dallas	Jan. 14 at Detroit	11
	Upper Body	Apr. 11 at Philadelphia		3
Kent Johnson	Upper Body	Nov. 10 vs. Philadelphia	Nov. 12 at NY Islanders (healthy extra)	1
Joonas Korpi	Hip	Oct. 12 at Carolina	Oct. 30 at New Jersey (backup)	9
	Lower Body	Dec. 11 vs. Los Angeles	Dec. 23 at Chicago	6
Sean Kuraly	Upper Body	Nov. 10 vs. Philadelphia	Nov. 15 vs. Philadelphia	2
	Oblique Strain	Mar. 3 vs. Seattle	Mar. 24 vs. NY Islanders	9
Patrik Laine	Elbow	Oct. 14 vs. Tampa Bay	Oct. 25 vs. Arizona	6
	Ankle	Nov. 15 vs. Philadelphia	Dec. 2 at Winnipeg	7
	COVID	Dec. 29 at NY Islanders	Jan. 3 at Ottawa	2
	Triceps	Mar. 24 vs. NY Islanders		12
Joona Luoto	Lower Body	Oct. 12 at Carolina	Nov. 14 vs. Philadelphia (assigned prior)	14
Elvis Merzlikins	Illness	Oct. 12 at Carolina	Oct. 14 vs. Tampa Bay (backup)	1
	Hip	Nov. 17 vs. Montreal	Dec. 2 at Winnipeg (backup)	6
	COVID	Dec. 20 at Philadelphia	Dec. 31 vs. Chicago (served as backup)	3
	Illness	Jan. 12 vs. Carolina	Jan. 14 at Detroit	1
	Lower Body	Mar. 28 at NY Rangers		10
Carson Meyer	Oblique Strain	Jan. 12 vs. Carolina	Feb. 28 at Buffalo (assigned prior)	20
Gustav Nyquist	Upper Body	Jan. 27 at Vancouver	Feb. 28 at Buffalo (traded prior)	12
Mathieu Olivier	Illness	Nov. 28 vs. Vegas	Dec. 4 vs. Detroit (healthy extra)	2
	Lower Leg Bone Bruise	Mar. 25 at Montreal		11
Lane Pederson	Upper Body	Apr. 1 vs. Florida		8
Eric Robinson	Illness	Dec. 15 at Tampa Bay	Dec. 17 at Boston	1
	Upper Body	Jan. 5 vs. Washington	Jan. 14 at Detroit	5
	Upper Body	Apr. 11 at Philadelphia		3
Jack Roslovic	Illness	Nov. 19 vs. Detroit	Nov. 23 vs. Montreal	2
	Upper Body	Apr. 1 vs. Florida	Apr. 4 at Toronto	2
Cole Sillinger	Upper Body	Dec. 19 vs. Dallas	Dec. 29 at NY Islanders	3
	Illness	Feb. 23 vs. Minnesota	Feb. 25 vs. Edmonton	1
Daniil Tarasov	Upper Body	Dec. 31 vs. Chicago	Jan. 14 at Detroit (backup)	7
Jakub Voracek	Upper Body	Nov. 5 vs. Colorado	Mar. 3 vs. Seattle (traded prior)	50
Zach Werenski	Shoulder	Nov. 12 at NY Islanders		69

**TOTAL MAN GAMES MISSED: 563**

## 2022-23 TRANSACTIONS

DATE	TRANSACTION	DATE	TRANSACTION
Oct. 2, 2022	Signed G Nolan Lalonde to a three-year entry level contract.	Oct. 4, 2022	Placed C Brendan Gaunce on waivers for purpose of assignment to Cleveland (AHL). Assigned D Ole Julian Bjorgvik-Holm and C Josh Dunne to Cleveland (AHL). Released C Owen Sillinger from tryout contract.
Oct. 3, 2022	Placed D Gavin Bayreuther and RW Trey Fix-Wolansky on waivers for purpose of assignment to Cleveland (AHL). Loaned C Tyler Angle, D Tim Berni, D Marcus Bjork, D Samuel Knazko and D Billy Sweezey to Cleveland (AHL). Released C Roman Ahcan, G Pavel Cajan, D Cole Clayton, LW Cole Fonstad, RW Brett Gallant, LW Jake Gaudet, D Olivier Leblanc, RW James Neal, LW Robbie Payne, C Justin Richards, D Dillon Simpson and G Hayden Stewart from tryout contracts. Returned G Nolan Lalonde to Erie (OHL).	Oct. 5, 2022	Assigned D Jake Christiansen, RW Kirill Marchenko and RW Carson Meyer to Cleveland (AHL). Released C Victor Rask from tryout contract.
		Oct. 9, 2022	Placed RW Emil Bemstrom on waivers for purpose of assignment to Cleveland (AHL). Assigned G Jet Greaves to Cleveland (AHL). Released D Ben Harpur from tryout contract.



# TRANSACTIONS

2022-23 SEASON

DATE	TRANSACTION	DATE	TRANSACTION
Oct. 12, 2022	Added G Jet Greaves to roster on emergency recall from Cleveland (AHL) and loaned C Kent Johnson to Cleveland (AHL).	Jan. 12, 2023	Activated D Nick Blankenburg off Injured Reserve, placed LW Eric Robinson on Injured Reserve retroactive to Jan. 3 (upper body) and added G Jet Greaves to roster on emergency recall from Cleveland (AHL).
Oct. 13, 2022	Recalled C Kent Johnson from Cleveland (AHL) and assigned G Jet Greaves to Cleveland (AHL).	Jan. 13, 2023	Assigned RW Trey Fix-Wolansky and G Jet Greaves to Cleveland (AHL).
Oct. 13, 2022	Placed LW Patrik Laine on Injured Reserve (elbow).	Jan. 14, 2023	Activated C Boone Jenner, LW Eric Robinson and G Daniil Tarasov off Injured Reserve and assigned D Marcus Bjork to Cleveland (AHL).
Oct. 24, 2022	Recalled D Gavin Bayreuther from Cleveland (AHL).	Jan. 20, 2023	Assigned Daniil Tarasov to Cleveland (AHL).
Oct. 25, 2022	Activated LW Patrik Laine off Injured Reserve and placed C/RW Justin Danforth on Injured Reserve (torn labrum).	Jan. 28, 2023	Recalled D Jake Christiansen from Cleveland (AHL).
Oct. 26, 2022	Placed D Adam Boqvist on Injured Reserve (broken foot) and recalled D David Jiricek from Cleveland (AHL).	Jan. 28, 2023	Placed LW Gustav Nyquist on Injured Reserve and claimed C Lane Pederson off waivers from Vancouver.
Oct. 29, 2022	Activated G Joonas Korpisalo off Injured/Non-Roster list and loaned to Cleveland (AHL) for conditioning purposes. Placed D Nick Blankenburg on Injured Reserve (upper body) retroactive to Oct. 23.	Jan. 30, 2023	Recalled D Marcus Bjork from Cleveland (AHL) and assigned D Jake Christiansen to Cleveland (AHL).
Oct. 30, 2022	Recalled G Joonas Korpisalo from Cleveland (AHL).	Feb. 1, 2023	Assigned D Tim Berni and D Marcus Bjork to Cleveland (AHL).
Nov. 4, 2022	Activated D Nick Blankenburg off Injured Reserve and assigned D Gavin Bayreuther to Cleveland (AHL).	Feb. 9, 2023	Recalled D Tim Berni from Cleveland (AHL).
Nov. 6, 2022	Assigned D David Jiricek and G Daniil Tarasov to Cleveland (AHL).	Feb. 25, 2023	Recalled D Billy Sweezey from Cleveland (AHL).
Nov. 7, 2022	Recalled RW Emil Bemstrom from Cleveland (AHL).	Feb. 28, 2023	Recalled G Jet Greaves from Cleveland (AHL) and loaned D Billy Sweezey to Cleveland (AHL).
Nov. 8, 2022	Recalled C Brendan Gaunce from Cleveland (AHL).	Feb. 28, 2023	Acquired a 2023 fifth round pick (orig. BOS) from Minnesota in exchange for LW Gustav Nyquist.
Nov. 11, 2022	Placed D Nick Blankenburg (fractured ankle), C Sean Kuraly (upper body) and LW Jakub Voracek (upper body) on Injured Reserve and added D Gavin Bayreuther and D Marcus Bjork to roster on emergency recall from Cleveland (AHL).	Mar. 1, 2023	Acquired G Jonathan Quick, conditional 2023 first round pick and 2024 third round pick from Los Angeles in exchange for D Vladislav Gavrikov and G Joonas Korpisalo.
Nov. 11, 2022	Recalled D Jake Christiansen from Cleveland (AHL) and assigned D David Jiricek.	Mar. 1, 2023	Loaned G Jet Greaves to Cleveland (AHL).
Nov. 13, 2022	Activated LW Joonas Luoto off Injured/Non-Roster list and assigned to Cleveland (AHL).	Mar. 2, 2023	Acquired G Jon Gillies from Arizona in exchange for LW Jakub Voracek and a 2023 sixth round pick.
Nov. 15, 2022	Activated C Sean Kuraly off Injured Reserve and placed D Zach Werenski on Injured Reserve (shoulder).	Mar. 2, 2023	Acquired G Michael Hutchinson and a 2025 seventh round pick from Vegas in exchange for G Jonathan Quick.
Nov. 16, 2022	Placed LW Patrik Laine on Injured Reserve (ankle) and added G Daniil Tarasov to roster on emergency recall from Cleveland (AHL).	Mar. 7, 2023	Signed D Corson Ceulemans to a three-year, entry level contract beginning in 2023-24 season.
Nov. 17, 2022	Placed D Jake Bean on Injured Reserve (shoulder).	Mar. 10, 2023	Added G Daniil Tarasov to roster on emergency recall from Cleveland (AHL).
Nov. 19, 2022	Recalled D Billy Sweezey from Cleveland (AHL).	Mar. 16, 2023	Signed RW Cameron Butler to three-year, entry level contract beginning in 2023-24 season.
Nov. 20, 2022	Placed G Elvis Merzlikins on Injured Reserve retroactive to Nov. 15 (hip) and recalled RW Trey Fix-Wolansky from Cleveland (AHL).	Mar. 18, 2023	Assigned LW Mikael Pyyhtia from TPS (Liiga) to Cleveland (AHL).
Nov. 24, 2022	Assigned RW Emil Bemstrom to Cleveland (AHL) and recalled RW Carson Meyer from Cleveland (AHL).	Mar. 20, 2023	Signed C Hunter McKown to three-year, entry level contract beginning in 2022-23 season.
Nov. 25, 2022	Signed RW Jordan Dumais to a three-year, entry level contract.	Mar. 22, 2023	Assigned G Daniil Tarasov to Cleveland (AHL).
Nov. 28, 2022	Recalled D Tim Berni from Cleveland (AHL) and assigned C Brendan Gaunce to Cleveland (AHL).	Mar. 23, 2023	Loaned C Cole Sillinger to Cleveland (AHL).
Nov. 29, 2022	Assigned D Billy Sweezey to Cleveland (AHL).	Mar. 25, 2023	Added D Jake Christiansen and RW Trey Fix-Wolansky to the roster on emergency recall from Cleveland (AHL).
Dec. 1, 2022	Signed C Luca Del Bel Belluz and W Jordan Malatesta to three-year, entry level contracts.	Mar. 26, 2023	Added G Jon Gillies to roster on emergency recall from Cleveland (AHL) and assigned G Nolan Lalonde from Erie (OHL) to Cleveland (AHL).
Dec. 1, 2022	Activated LW Patrik Laine and G Elvis Merzlikins off Injured Reserve and assigned G Daniil Tarasov to Cleveland (AHL).	Mar. 27, 2023	Added D Billy Sweezey to roster on emergency recall from Cleveland (AHL).
Dec. 5, 2022	Recalled RW Kirill Marchenko from Cleveland (AHL) and assigned RW Trey Fix-Wolansky to Cleveland (AHL).	Mar. 30, 2023	Added D Marcus Bjork to the roster on emergency recall from Cleveland (AHL).
Dec. 10, 2022	Placed G Joonas Korpisalo on Injured Reserve (lower body injury) and added G Jet Greaves to roster on emergency recall from Cleveland (AHL).	Mar. 31, 2023	Assigned D Marcus Bjork to Cleveland (AHL).
Dec. 12, 2022	Recalled G Daniil Tarasov from Cleveland (AHL) and assigned G Jet Greaves to Cleveland (AHL).	Apr. 1, 2023	Added D Marcus Bjork, LW Joonas Luoto and C Justin Richards to the roster on emergency recall from Cleveland (AHL) and assigned RW Trey Fix-Wolansky to Cleveland (AHL).
Dec. 19, 2022	Placed C Boone Jenner on Injured Reserve (thumb) and recalled C Josh Dunne from Cleveland (AHL).	Apr. 3, 2023	Added G Jet Greaves to the roster on emergency recall from Cleveland (AHL) and assigned C Justin Richards and G Jon Gillies to Cleveland (AHL).
Dec. 19, 2022	Signed C Justin Richards to a one-year, two-way NHL/AHL contract for the rest of the 2022-23 season.	Apr. 5, 2023	Added G Jon Gillies to the roster on emergency recall from Cleveland (AHL) and assigned D Jake Christiansen and G Jet Greaves to Cleveland (AHL).
Dec. 20, 2022	Placed RW Yegor Chinakhov on Injured Reserve (ankle) and added G Jet Greaves to the roster on emergency recall from Cleveland (AHL).	Apr. 7, 2023	Assigned D Marcus Bjork, C Josh Dunne, LW Joonas Luoto and D Billy Sweezey to Cleveland (AHL).
Dec. 22, 2022	Activated D Adam Boqvist and G Joonas Korpisalo off Injured Reserve, placed C Cole Sillinger on Injured Reserve retroactive to Dec. 17 (upper body) and assigned G Jet Greaves to Cleveland (AHL).	Apr. 8, 2023	Added D Marcus Bjork, RW Trey Fix-Wolansky, D David Jiricek and LW Joonas Luoto to roster on emergency recall from Cleveland (AHL).
Dec. 24, 2022	Assigned C Josh Dunne to Cleveland (AHL).	Apr. 8, 2023	Assigned D Marcus Bjork, RW Trey Fix-Wolansky, D David Jiricek and LW Joonas Luoto to Cleveland (AHL).
Dec. 28, 2022	Activated C Cole Sillinger off Injured Reserve, added RW Emil Bemstrom to roster on emergency recall from Cleveland (AHL) and assigned D Jake Christiansen to Cleveland (AHL).	Apr. 11, 2023	Added D Jake Christiansen, C Josh Dunne, RW Trey Fix-Wolansky, D David Jiricek and RW Carson Meyer to the roster on emergency recall from Cleveland (AHL).
Jan. 10, 2023	Placed G Daniil Tarasov on Injured Reserve retroactive to Dec. 30 (upper body) and added G Jet Greaves to the roster on emergency recall from Cleveland (AHL).	Apr. 12, 2023	Assigned D Jake Christiansen, C Josh Dunne, RW Trey Fix-Wolansky, D David Jiricek and RW Carson Meyer to Cleveland (AHL).
Jan. 11, 2023	Assigned G Jet Greaves to Cleveland (AHL).	Apr. 12, 2023	Recalled D Samuel Knazko and D Billy Sweezey from Cleveland (AHL), added C Tyler Angle, LW Joonas Luoto and LW Mikael Pyyhtia to roster on emergency recall from Cleveland (AHL) and recalled D Stanislav Svozil from Regina (WHL).
Jan. 11, 2023	Placed RW Carson Meyer on Injured Reserve (oblique strain) and added RW Trey Fix-Wolansky to roster on emergency recall from Cleveland (AHL).	Apr. 14, 2023	Assigned D Samuel Knazko, D Stanislav Svozil and D Billy Sweezey and F Tyler Angle, F Joonas Luoto and F Mikael Pyyhtia to Cleveland (AHL)





**VS. THE NHL**





# ALL-TIME RECORD VS. OPPONENT

	TOTAL									AT HOME									ON ROAD								
	GP	W	L	T	OL	GF*	GA*	PTS	GP	W	L	T	OL	GF*	GA*	PTS	GP	W	L	T	OL	GF*	GA*	PTS			
ANAHEIM	65	30	28	1	6	173	187	67	32	16	13	0	3	83	80	35	33	14	15	1	3	90	107	32			
ARIZONA	65	29	29	4	3	166	180	65	32	16	14	1	1	86	82	34	33	13	15	3	2	80	98	31			
BOSTON	38	14	14	0	10	96	124	38	20	8	7	0	5	54	68	21	18	6	7	0	5	42	56	17			
BUFFALO	41	24	14	1	2	134	120	51	19	11	7	1	0	67	61	23	22	13	7	0	2	67	59	28			
CALGARY	65	33	24	0	8	167	172	74	33	19	10	0	4	89	79	42	32	14	14	0	4	78	93	32			
CAROLINA	56	26	25	0	5	145	157	57	28	13	13	0	2	73	82	28	28	13	12	0	3	72	75	29			
CHICAGO	99	38	46	2	13	272	326	91	50	20	21	1	8	153	169	49	49	18	25	1	5	119	157	42			
COLORADO	65	22	37	1	5	145	217	50	32	11	17	1	3	67	102	26	33	11	20	0	2	78	115	24			
DALLAS	72	32	33	0	7	170	196	71	37	17	15	0	5	94	100	39	35	15	18	0	2	76	96	32			
DETROIT	109	46	49	1	13	262	331	106	56	26	22	1	7	132	163	60	53	20	27	0	6	130	168	46			
EDMONTON	65	25	34	3	3	167	231	56	33	16	13	3	1	93	112	36	32	9	21	0	2	74	119	20			
FLORIDA	47	26	17	0	4	133	139	56	24	16	5	0	3	71	60	35	23	10	12	0	1	62	79	21			
LOS ANGELES	65	27	31	1	6	157	195	61	32	17	11	0	4	92	99	38	33	10	20	1	2	65	96	23			
MINNESOTA	64	31	26	1	6	150	157	69	31	19	10	1	1	75	65	40	33	12	16	0	5	75	92	29			
MONTREAL	38	20	14	1	3	109	92	44	17	10	6	0	1	61	40	21	21	10	8	1	2	48	52	23			
NASHVILLE	99	31	55	1	12	220	301	75	48	22	20	0	6	117	132	50	51	9	35	1	6	103	169	25			
NEW JERSEY	47	27	17	1	2	126	113	57	24	16	8	0	0	77	55	32	23	11	9	1	2	49	58	25			
NY ISLANDERS	50	24	18	1	7	146	141	56	26	16	5	1	4	90	62	37	24	8	13	0	3	56	79	19			
NY RANGERS	47	21	21	1	4	139	143	47	26	11	14	0	1	75	74	23	21	10	7	1	3	64	69	24			
OTTAWA	38	17	17	2	2	107	110	38	19	10	7	1	1	54	52	22	19	7	10	1	1	53	58	16			
PHILADELPHIA	47	25	16	3	3	134	139	56	23	15	4	2	2	65	52	34	24	10	12	1	1	67	87	22			
PITTSBURGH	50	15	26	0	9	130	171	39	25	11	10	0	4	76	79	26	25	4	16	0	5	54	92	13			
SAN JOSE	65	26	35	0	5	165	183	57	33	17	13	0	3	95	73	37	32	9	21	0	2	70	110	20			
SEATTLE	4	2	2	0	0	10	12	4	2	1	1	0	0	4	5	2	2	1	1	0	0	6	7	2			
ST. LOUIS	91	33	42	3	13	242	285	82	45	22	16	2	5	130	121	51	46	11	26	1	8	112	164	31			
TAMPA BAY	46	14	25	1	6	101	143	35	23	9	11	1	2	55	69	21	23	5	14	0	4	46	74	14			
TORONTO	36	17	18	1	0	104	114	35	17	7	10	0	0	50	59	14	19	10	8	1	0	54	55	21			
VANCOUVER	65	24	31	2	8	165	217	58	33	13	15	2	3	80	107	31	32	11	16	0	5	85	110	27			
VEGAS	10	5	4	0	1	28	28	11	5	3	1	0	1	14	9	7	5	2	3	0	0	14	19	4			
WASHINGTON	51	19	23	1	8	137	160	47	26	10	12	0	4	76	85	24	25	9	11	1	4	61	75	23			
WINNIPEG	32	17	14	0	1	92	82	35	16	9	7	0	0	42	38	18	16	8	7	0	1	50	44	17			
<b>TOTALS</b>	<b>1,732</b>	<b>740</b>	<b>784</b>	<b>33</b>	<b>175</b>	<b>4,492</b>	<b>5,166</b>	<b>1,688</b>	<b>867</b>	<b>427</b>	<b>338</b>	<b>18</b>	<b>84</b>	<b>2,390</b>	<b>2,434</b>	<b>956</b>	<b>865</b>	<b>313</b>	<b>446</b>	<b>15</b>	<b>91</b>	<b>2,102</b>	<b>2,732</b>	<b>732</b>			

\*GOALS SCORED IN REGULATION AND OVERTIME

## LAST 10 GAMES VS. OTHER CLUBS

MOST TO LEAST RECENT

		1	2	3	4	5	6	7	8	9	10	RECORD
ANAHEIM	OVERALL	L	L	L	O	W	L	O	O	L	W	2-5-3
	HOME	L	O	L	O	W	W	W	W	L	W	5-3-2
	ROAD	L	L	W	O	L	W	L	L	W	W	4-5-1
ARIZONA	OVERALL	O	L	W	W	L	W	W	L	W	W	6-3-1
	HOME	L	W	L	L	W	W	W	L	W	W	6-4-0
	ROAD	O	W	W	W	W	W	W	L	W	L	7-2-1
BOSTON	OVERALL	O	L	L	O	L	O	W	W	L	O	2-4-4
	HOME	L	O	O	W	L	W	W	W	L	O	4-3-3
	ROAD	O	L	L	W	O	W	L	L	W	O	3-4-3
BUFFALO	OVERALL	L	W	L	W	W	W	O	O	W	W	6-2-2
	HOME	L	L	W	W	L	W	W	W	W	L	6-4-0
	ROAD	W	W	W	O	O	W	L	W	L	W	6-2-2
CALGARY	OVERALL	O	W	L	L	O	L	L	L	W	W	3-5-2
	HOME	W	L	L	L	W	L	L	W	L	W	4-6-0
	ROAD	O	L	O	L	W	W	W	W	W	W	6-2-2
CAROLINA	OVERALL	L	W	L	L	W	L	L	O	O	L	2-6-2
	HOME	L	W	L	L	O	L	W	L	W	W	4-5-1
	ROAD	L	L	W	O	W	W	L	W	L	W	5-4-1
CHICAGO	OVERALL	W	L	W	L	O	L	L	O	O	W	3-4-3
	HOME	W	L	O	L	L	O	O	L	W	W	3-4-3
	ROAD	L	W	O	W	L	W	O	W	L	L	4-4-2
COLORADO	OVERALL	L	L	W	W	L	L	W	W	W	L	5-5-0
	HOME	L	W	L	W	W	O	W	L	O	W	5-3-2
	ROAD	L	W	L	W	L	W	W	W	L	W	6-4-0
DALLAS	OVERALL	W	L	L	W	L	L	O	W	L	W	4-5-1
	HOME	L	W	O	W	W	L	W	W	W	W	7-2-1
	ROAD	W	L	L	L	L	W	W	W	W	L	5-5-0

OPPONENTS



# LAST 10 GAMES VS. OTHER CLUBS




		1	2	3	4	5	6	7	8	9	10	RECORD
DETROIT	OVERALL	W	L	L	W	W	L	W	L	W	L	5-5-0
	HOME	L	L	W	W	L	W	W	W	W	L	6-4-0
	ROAD	W	W	L	L	L	O	W	W	W	W	6-3-1
EDMONTON	OVERALL	W	W	W	L	L	L	L	L	W	L	4-6-0
	HOME	W	W	L	L	L	W	W	W	W	W	7-3-0
	ROAD	W	L	L	L	W	W	L	W	L	L	4-6-0
FLORIDA	OVERALL	L	L	W	W	L	L	L	L	L	L	2-8-0
	HOME	L	W	L	O	L	W	O	W	W	W	5-3-2
	ROAD	L	W	L	L	L	L	L	L	W	W	3-7-0
LOS ANGELES	OVERALL	L	W	L	O	W	W	W	L	L	L	4-5-1
	HOME	W	O	W	W	L	W	O	L	W	L	5-3-2
	ROAD	L	L	W	L	L	O	W	L	O	L	2-6-2
MINNESOTA	OVERALL	O	L	O	W	L	L	L	W	O	W	3-4-3
	HOME	L	W	L	W	O	W	L	W	W	L	5-4-1
	ROAD	O	O	L	L	W	W	L	W	W	W	5-3-2
MONTREAL	OVERALL	L	L	W	W	W	W	W	W	O	W	7-2-1
	HOME	L	W	W	W	W	L	W	W	W	W	8-2-0
	ROAD	L	W	W	W	O	L	L	W	O	W	5-3-2
NASHVILLE	OVERALL	L	W	W	L	W	O	L	L	L	W	4-5-1
	HOME	W	W	W	O	L	W	W	L	L	W	6-3-1
	ROAD	L	L	L	L	L	L	O	W	L	L	1-8-1
NEW JERSEY	OVERALL	L	L	L	W	W	L	W	O	W	W	5-4-1
	HOME	L	W	W	W	W	W	W	W	L	W	8-2-0
	ROAD	L	L	L	W	O	W	W	W	W	W	6-3-1
NY ISLANDERS	OVERALL	W	L	L	O	L	L	L	W	W	L	3-6-1
	HOME	W	L	L	W	O	W	L	W	W	W	6-3-1
	ROAD	L	O	L	L	W	L	L	L	W	L	2-7-1
NY RANGERS	OVERALL	L	L	L	W	W	L	L	L	W	L	3-7-0
	HOME	L	L	W	L	L	L	W	O	W	W	4-5-1
	ROAD	L	W	L	W	W	W	W	L	W	W	7-3-0
OTTAWA	OVERALL	W	L	L	O	W	L	W	O	W	W	5-3-2
	HOME	W	O	L	W	W	W	W	W	L	W	7-2-1
	ROAD	L	L	W	O	W	W	L	L	W	L	4-5-1
PHILADELPHIA	OVERALL	O	L	W	W	L	W	W	O	L	L	4-4-2
	HOME	W	W	L	O	L	W	W	O	W	W	6-2-2
	ROAD	O	L	W	W	L	L	W	W	W	L	5-4-1
PITTSBURGH	OVERALL	W	O	L	L	L	L	L	L	O	W	2-6-2
	HOME	W	L	L	L	W	W	L	O	L	W	4-5-1
	ROAD	O	L	L	L	O	L	L	L	O	O	0-6-4
SAN JOSE	OVERALL	W	W	L	W	L	L	W	W	W	L	6-4-0
	HOME	W	W	L	W	L	L	L	W	O	W	5-4-1
	ROAD	W	L	L	W	W	L	W	W	L	W	6-4-0
SEATTLE	OVERALL	L	L	W	W							2-2-0
	HOME	L	W									1-1-0
	ROAD	L	W									1-1-0
ST. LOUIS	OVERALL	L	L	W	L	W	O	L	W	L	L	3-6-1
	HOME	L	W	W	L	L	W	W	W	O	W	6-3-1
	ROAD	L	L	O	W	L	O	L	W	L	L	2-6-2
TAMPA BAY	OVERALL	L	L	L	W	L	L	O	L	L	W	2-7-1
	HOME	L	W	L	L	W	W	O	O	L	L	3-5-2
	ROAD	L	L	L	O	L	L	W	L	L	O	1-7-2
TORONTO	OVERALL	L	W	L	L	W	L	W	L	L	W	4-6-0
	HOME	L	L	W	L	L	W	W	L	W	L	4-6-0
	ROAD	L	W	L	W	L	L	W	W	W	W	6-4-0
VANCOUVER	OVERALL	L	W	L	W	W	W	W	L	O	L	5-4-1
	HOME	W	W	W	L	L	L	L	L	W	O	4-5-1
	ROAD	L	L	W	W	O	W	W	W	L	O	5-3-2
VEGAS	OVERALL	L	O	W	L	W	L	W	W	W	L	5-4-1
	HOME	O	W	L	W	W						3-1-1
	ROAD	L	L	W	W	L						2-3-0
WASHINGTON	OVERALL	W	O	L	L	L	W	L	L	O	W	3-5-2
	HOME	O	L	L	L	W	W	L	W	L	L	3-6-1
	ROAD	W	L	W	L	O	W	W	W	L	L	5-4-1
WINNIPEG	OVERALL	W	W	O	W	W	L	L	L	W	W	6-3-1
	HOME	W	W	W	L	W	L	L	L	L	W	5-5-0
	ROAD	W	O	L	L	W	W	L	L	W	W	5-4-1

OPPONENTS

## ANAHEIM DUCKS

Honda Center / 2695 E. Katella Ave. / Anaheim, CA 92806  
 anaheimducks.com / p: 714.940.2900 / @AnaheimDucks



TREVOR ZEGRAS

### DIRECTORY

**First Season:** 1993-94  
**Home Ice:** Honda Center  
**Capacity:** 17,174 (opened in 1993)  
**Playoff Appearances:** 15 (most recent, 2017-18)  
**Stanley Cup Titles:** 1 (2007)  
**General Manager:** Pat Verbeek  
**Head Coach:** Greg Cronin  
**Assistant Coaches:**  
 Craig Johnson, Brent Thompson, Newell Brown  
**Public Relations Contact:** Steve Brown

**TV Play-by-Play:** John Ahlers  
**TV Color Analyst:** Brian Hayward  
**Radio Play-by-Play:** Steve Carroll  
**Radio Color Analyst:** Emerson Etem

### 2023-24 SCHEDULE

DATE	HOME/AWAY	START (ET)
Oct. 24	at CBJ	6:30 p.m.
Feb. 21	at ANA	10 p.m.

### 2022-23 SEASON

**Record:** 23-47-12, 58 pts.  
**Home:** 12-25-4, 28 pts.  
**Away:** 11-22-8, 30 pts.  
**Playoffs:** Did not qualify

### LEADERS

**Points:** Trevor Zegras, 65  
**Goals:** Trevor Zegras & Troy Terry, 23  
**Assists:** Trevor Zegras, 42  
**+/- (min. 17 GP):** Scott Harrington, 1  
**Def. Points:** Cam Fowler, 48  
**Goaltending:** John Gibson, 14-31-0, 3.99 GAA

### 2022-23 RESULTS (0-2-0)

DATE	RESULT	ATTN	W/L GOALTENDERS	GW GOAL
Jan. 19, 2023	ANA 5, at CBJ 3	16,017	John Gibson / Elvis Merzlikins	Trevor Zegras
Mar. 17, 2023	at ANA 7, CBJ 4	13,475	Lukas Dostal / Michael Hutchinson	Max Jones

GOALS BY PERIOD	1ST	2ND	3RD	OT	TOTAL
Columbus	5	1	1	-	7
Anaheim	2	4	6	-	12

SHOTS BY PERIOD	1ST	2ND	3RD	OT	TOTAL
Columbus	30	21	24	-	75
Anaheim	22	21	28	-	71

POWER PLAY	GOALS	ATTEMPTS	PCT
Columbus	2	5	40.0
Anaheim	0	5	0.0

PENALTY KILLING	KILLS	ATTEMPTS	PCT
Columbus	5	5	100.0
Anaheim	3	5	60.0

### SKATERS

COLUMBUS	GP	G	A	P	+/-	PIM	PP	SH	GW	EN	S	%
Patrik Laine	2	1	2	3	-3	0	1	0	0	0	8	12.5
Nick Blankenburg	2	2	0	2	-1	0	0	0	0	0	8	25.0
Adam Boqvist	2	0	2	2	-4	0	0	0	0	0	4	0.0
Johnny Gaudreau	2	0	2	2	-5	0	0	0	0	0	5	0.0
Boone Jenner	2	1	0	1	-4	2	0	0	0	0	6	16.7

ANAHEIM	GP	G	A	P	+/-	PIM	PP	SH	GW	EN	S	%
Troy Terry	2	1	3	4	3	2	0	0	0	0	6	16.7
Trevor Zegras	2	2	1	3	3	0	0	0	1	0	8	25.0
Simon Benoit	2	1	2	3	3	2	0	0	0	0	4	25.0
Ryan Strome	2	1	2	3	3	2	0	0	0	1	4	25.0
Max Jones	2	2	0	2	2	2	0	0	1	0	8	25.0

### GOALTENDING

COLUMBUS	GP	MIN	GA	GAA	SO	W	L	OTL	SA	SV%
Michael Hutchinson	1	58	5	5.16	0	0	1	0	36	.861
Elvis Merzlikins	1	57	5	5.26	0	0	1	0	33	.848

ANAHEIM	GP	MIN	GA	GAA	SO	W	L	OTL	SA	SV%
John Gibson	1	40	0	0.00	0	1	0	0	18	1.000
Lukas Dostal	1	60	4	4.01	0	1	0	0	42	.905
Anthony Stolarz	1	20	3	9.00	0	0	0	0	15	.800





## COLUMBUS VS. ANAHEIM ALL-TIME

SEASON	W-L-T-O	HOME	AWAY	GF-GA	SF-SA	PP	PK	PIM
2000-01	3-0-0-1	2-0-0-0	1-0-0-1	16-10	84-121	8-of-19	13-of-16	36-44
2001-02	3-1-0-0	2-0-0-0	1-1-0-0	10-8	115-123	3-of-12	18-of-19	58-44
2002-03	0-4-0-0	0-2-0-0	0-2-0-0	5-14	113-125	1-of-18	12-of-15	49-55
2003-04	2-1-1-0	2-0-0-0	0-1-1-0	8-7	118-152	2-of-20	19-of-20	44-42
2005-06	2-2-0	1-1-0	1-1-0	9-10	123-150	5-of-37	19-of-22	70-110
2006-07	2-2-0	0-2-0	2-0-0	13-16	130-130	1-of-22	15-of-21	87-78
2007-08	1-1-2	1-0-1	0-1-1	9-7	119-124	6-of-31	20-of-24	99-104
2008-09	1-3-0	0-2-0	1-1-0	9-13	121-98	3-of-24	13-of-15	83-103
2009-10	3-1-0	1-1-0	2-0-0	14-11	131-133	4-of-16	13-of-16	65-79
2010-11	2-2-0	1-1-0	1-1-0	9-13	115-133	3-of-14	10-of-16	61-68
2011-12	2-2-0	1-1-0	1-1-0	13-15	87-117	5-of-15	11-of-17	101-90
2012-13	2-1-0	1-0-0	1-1-0	7-6	73-87	0-of-7	5-of-8	20-18
2013-14	1-1-0	0-1-0	1-0-0	7-6	54-68	2-of-6	6-of-7	25-12
2014-15	1-1-0	1-0-0	0-1-0	6-7	44-74	2-of-7	6-of-9	35-31
2015-16	1-1-0	1-0-0	0-1-0	5-7	70-61	1-of-6	4-of-5	19-21
2016-17	2-0-0	1-0-0	1-0-0	7-2	55-67	1-of-8	7-of-7	21-23
2017-18	1-1-0	1-0-0	0-1-0	6-6	67-62	1-of-11	6-of-6	18-30
2018-19	0-0-2	0-0-1	0-0-1	3-5	63-52	0-of-9	6-of-6	14-20
2019-20	1-1-0	0-1-0	1-0-0	5-5	54-63	1-of-6	3-of-3	6-12
2020-21	DID NOT PLAY							
2021-22	0-1-1	0-0-1	0-1-0	5-7	69-58	0-of-4	2-of-2	4-8
2022-23	0-2-0	0-1-0	0-1-0	7-12	75-71	2-of-5	5-of-5	15-15
<b>TOTAL</b>	<b>30-28-1-6</b>	<b>16-13-0-3</b>	<b>14-15-1-3</b>	<b>173-187</b>	<b>1,880-2,069</b>	<b>51-of-297</b>	<b>213-of-259</b>	<b>930-1,007</b>

	OVERALL	AT CBJ	AT ANA
<b>Current Streak:</b>	0-3-1 since 12/9/21	0-2-2 since 12/15/18	0-2-0 since 4/17/22
<b>Last 10 Games:</b>	2-5-3	5-3-2	4-5-1
<b>Last Win:</b>	1/7/20, 4-3 at ANA	12/1/17, 4-2	1/7/20, 4-3
<b>Last Regulation Loss:</b>	3/17/23, 4-7 at ANA	1/19/23, 3-5	3/17/23, 4-7
<b>Most Lopsided Win:</b>	4, 2x (10/28/16 most recent, 4-0 at ANA)	4, 10/5/07 (4-0)	4, 10/28/16 [4-0]
<b>Most Lopsided Loss:</b>	6, 1/7/11 (0-6 at ANA)	3, 2x (2/21/09 most recent, 2-5)	6, 1/7/11 (0-6)
<b>Last OT Game:</b>	12/9/21, 1-2 SOL at CBJ	12/9/21, 1-2 SOL	11/4/18, 2-3 OTL
<b>OT Record (W-L-T):</b>	8-6-1	4-3-0	4-3-1
<b>Most Goals Scored:</b>	6, 10/24/09 at ANA (6-4 W)	5, 2x (3/24/15 most recent, 5-3 W)	6, 10/24/09 (6-4 W)
<b>Most Goals Allowed:</b>	7, 2x (3/17/23 at ANA most recent, 4-7 L)	5, 4x (1/19/23 most recent, 3-5 L)	7, 2x (3/17/23 most recent, 4-7 L)
<b>Most Goals, Both Teams:</b>	11, 2x (3/17/23 at ANA most recent, 4-7 L)	8, 3x (1/19/23 most recent, 3-5 L)	11, 2x (3/17/23 most recent, 4-7 L)
<b>Longest Win Streak:</b>	5, 1/27/01 - 12/31/01	4, 2x, 3/24/15 - 12/1/17, most recent	4, 12/31/08 - 11/19/10
<b>Longest Pts. Streak:</b>	7, 12/6/00 - 12/31/01 (6-0-0-1)	5, 3/24/15 - 12/15/18 (4-0-0-1)	4, 2x, 12/31/08 - 11/19/10, most recent (4-0-0-0)
<b>Longest Pointless Streak:</b>	5, 1/30/02 - 3/24/03	3, 3/19/06 - 4/7/07	3, 1/30/02 - 3/24/03
<b>Longest Winless Streak:</b>	5, 2x, 11/1/07 - 12/7/08 (0-3-0-2)	4, 12/15/18-current (0-2-0-2)	6, 1/30/02 - 10/14/05 (0-5-1-0)

## ALL-TIME RESULTS

2000-01	(3-0-0-1)	2001-02	(3-1-0-0)	2002-03	(0-4-0-0)	2003-04	(2-1-1-0)	2005-06	(2-2-0)	2006-07	(2-2-0)
12/6	at CBJ 5, ANA 2	11/16	at CBJ 3, ANA 2	11/14	ANA 3, at CBJ 2	12/2	at CBJ 2, ANA 1	10/14	at ANA 4, CBJ 3	1/5	CBJ 4, at ANA 3
12/13	at ANA 5, CBJ 4 OT	12/14	CBJ 3, at ANA 2	1/15	ANA 4, at CBJ 3	1/11	CBJ 2, at ANA 2 OT	12/28	at CBJ 1, ANA 0	3/14	CBJ 5, at ANA 4 SO
1/27	at CBJ 2, ANA 1	12/31	at CBJ 3, ANA 1	2/19	at ANA 2, CBJ 0	2/18	at ANA 3, CBJ 1	3/5	CBJ 3, at ANA 2 SO	3/29	ANA 5, at CBJ 2
2/25	CBJ 5, at ANA 2	1/30	at ANA 3, CBJ 1	3/24	at ANA 5, CBJ 0	3/26	at CBJ 3, ANA 1	3/19	ANA 4, at CBJ 3	4/7	ANA 4, at CBJ 3
<b>2007-08</b>	<b>(1-1-2)</b>	<b>2008-09</b>	<b>(1-3-0)</b>	<b>2009-10</b>	<b>(3-1-0)</b>	<b>2010-11</b>	<b>(2-2-0)</b>	<b>2011-12</b>	<b>(2-2-0)</b>	<b>2012-13</b>	<b>(2-1-0)</b>
10/5	at CBJ 4, ANA 0	10/27	ANA 3, at CBJ 2	10/24	CBJ 6, at ANA 4	10/20	at CBJ 3, ANA 1	10/30	at CBJ 3, ANA 1	2/18	at ANA 3, CBJ 2
11/1	at ANA 2, CBJ 1 SO	12/7	at ANA 5, CBJ 3	11/13	at CBJ 3, ANA 2 SO	11/19	CBJ 4, at ANA 3	1/8	at ANA 7, CBJ 4	3/31	at CBJ 2, ANA 1 OT
12/10	ANA 4, at CBJ 3 OT	12/31	CBJ 2, at ANA 0	12/12	ANA 3, at CBJ 1	1/7	at ANA 6, CBJ 0	2/3	CBJ 3, at ANA 2 OT	4/17	CBJ 3, at ANA 2 OT
1/2	at ANA 2, CBJ 1	2/21	ANA 5, at CBJ 2	3/9	CBJ 5, at ANA 2	1/25	ANA 3, at CBJ 2	2/12	ANA 5, at CBJ 3		
<b>2013-14</b>	<b>(1-1-0)</b>	<b>2014-15</b>	<b>(1-1-0)</b>	<b>2015-16</b>	<b>(1-1-0)</b>	<b>2016-17</b>	<b>(2-0-0)</b>	<b>2017-18</b>	<b>(1-1-0)</b>	<b>2018-19</b>	<b>(0-0-2)</b>
10/27	ANA 4, at CBJ 3	10/24	at ANA 4, CBJ 1	11/6	at ANA 4, CBJ 2	10/28	CBJ 4, at ANA 0	12/1	at CBJ 4, ANA 2	11/4	at ANA 3, CBJ 2 OT
2/3	CBJ 4, at ANA 2	3/24	at CBJ 5, ANA 3	2/11	at CBJ 4, ANA 3 SO	11/9	at CBJ 3, ANA 2 OT	3/2	at ANA 4, CBJ 2	12/15	ANA 2, at CBJ 1 OT
<b>2019-20</b>	<b>(1-1-0)</b>	<b>2020-21</b>	<b>(0-0-0)</b>	<b>2021-22</b>	<b>(0-1-1)</b>	<b>2022-23</b>	<b>(0-2-0)</b>				
10/11	ANA 2, at CBJ 1	DID NOT PLAY		12/9	ANA 2, at CBJ 1 SO	1/19	ANA 5, at CBJ 3				
1/7	CBJ 4, at ANA 3			4/17	at ANA 6, CBJ 4	3/17	at ANA 7, CBJ 4				

### SHUTOUTS

<b>CBJ</b>	4	12/28/05, Denis 40 saves (1-0 at CBJ); 10/5/07, Leclaire 28 saves (4-0 at CBJ); 12/31/08, Mason 27 saves (2-0 at ANA); 10/28/16, Bobrovsky 35 saves [4-0 at ANA]
<b>ANA</b>	3	2/19/03, Giguere 26 saves (0-2 at ANA); 3/24/03, Giguere 29 saves (0-5 at ANA); 1/7/11, Hiller 27 saves (0-6 at ANA)

### HAT TRICKS

<b>CBJ</b>	1	3/24/15, Hartnell against Gibson (2) and 1 EN (5-3 W at CBJ)
<b>ANA</b>	3	1/8/12, Perry against Sanford (3) (4-7 L at ANA); 2/12/12, Perry against Mason (3) (3-5 L at CBJ); 11/4/18, Fowler against Korpisalo (3) (2-3 OTL at ANA)

### PENALTY SHOTS

<b>CBJ</b>	0	None
<b>ANA</b>	3	3/5/06, S. Niedermayer unsuccessful against Leclaire (3-2 SOW at ANA); 1/5/07, Selanne unsuccessful against Norrena (4-3 W at ANA); 12/10/07, Pahlsson goal against Leclaire (3-4 OTL at CBJ)



# ARIZONA COYOTES

## ARIZONA COYOTES

Mullett Arena / 411 S. Packard Dr. / Tempe, AZ 85281

arizonacoyotes.com / p: 623.772.3485 / @ArizonaCoyotes



CLAYTON KELLER

### DIRECTORY

**First Season:** 1979-80

(Relocated from Winnipeg in 1996, Changed name from Phoenix to Arizona in 2014)

**Home Ice:** Mullett Arena

**Capacity:** 5,000 (2022)

**Playoff Appearances:** 20 (most recent, 2019-20)

**Stanley Cup Titles:** None

**General Manager:** Bill Armstrong

**Head Coach:** Andre Tourigny

**Assistant Coaches:**

Mario Duhamel, John Madden, Blaine Forsythe

**Public Relations Contact:** Jeffrey Sanders

**TV Play-by-Play:** Matt McConnell

**TV Color Analyst:** Tyson Nash

**Radio Play-by-Play:** Bob Heethuis

**Radio Color Analyst:** Lyndsey Fry

### 2023-24 SCHEDULE

DATE	HOME/AWAY	START (ET)
Nov. 16	at CBJ	7 p.m.
Mar. 26	at ARI	9 p.m.

### 2022-23 SEASON

**Record:** 28-40-14, 70 pts.

**Home:** 21-15-5, 47 pts.

**Away:** 7-25-9, 23 pts.

**Playoffs:** Did not qualify

### LEADERS

**Points:** Clayton Keller, 86

**Goals:** Clayton Keller, 37

**Assists:** Clayton Keller, 49

**+/- (min. 40 GP):** Jakob Chychrun, +8

**Def. Points:** Juuso Valimaki, 34

**Goaltending:** Karel Vejmelka, 18-24-6, 3.43 GAA

### 2022-23 RESULTS (0-1-1)

DATE	RESULT	ATTN	W/L GOALTENDERS	GW GOAL
Oct. 25, 2022	ARI 6, at CBJ 3	14,498	Connor Ingram / Daniil Tarasov	Dylan Guenther
Feb. 19, 2023	at ARI 3, CBJ 2 (OT)	4,600	Connor Ingram / Elvis Merzlikins	Barrett Hayton

GOALS BY PERIOD	1ST	2ND	3RD	OT	TOTAL
Columbus	0	1	4	0	5
Arizona	4	2	2	1	9

SHOTS BY PERIOD	1ST	2ND	3RD	OT	TOTAL
Columbus	18	20	30	1	69
Arizona	14	15	13	2	44

POWER PLAY	GOALS	ATTEMPTS	PCT
Columbus	1	8	12.5
Arizona	2	7	28.6

PENALTY KILLING	KILLS	ATTEMPTS	PCT
Columbus	5	7	71.4
Arizona	7	8	87.5

### SKATERS

COLUMBUS	GP	G	A	P	+/-	PIM	PP	SH	GW	EN	S	%
Boone Jenner	2	1	1	2	-1	0	0	0	0	0	6	16.7
Andrew Peeke	2	1	1	2	0	0	0	0	0	0	4	25.0
Jake Bean	1	0	2	2	1	2	0	0	0	0	0	0.0
Kent Johnson	2	1	0	1	0	0	0	0	0	0	2	50.0
Patrik Laine	2	1	0	1	0	2	1	0	0	0	11	9.1

ARIZONA	GP	G	A	P	+/-	PIM	PP	SH	GW	EN	S	%
Clayton Keller	2	0	4	4	2	2	0	0	0	0	3	0.0
Shayne Gostisbehere	2	2	1	3	4	0	1	0	0	0	9	22.2
Travis Boyd	2	1	1	2	1	0	0	0	0	0	1	100.0
Christian Fischer	2	0	2	2	0	0	0	0	0	0	3	0.0
Matias Maccelli	2	0	2	2	1	2	0	0	0	0	1	0.0

### GOALTENDING

COLUMBUS	GP	MIN	GA	GAA	SO	W	L	OTL	SA	SV%
Elvis Merzlikins	2	85	4	2.83	0	0	0	1	31	.871
Daniil Tarasov	1	35	4	6.83	0	0	1	0	12	.667

ARIZONA	GP	MIN	GA	GAA	SO	W	L	OTL	SA	SV%
Connor Ingram	2	122	5	2.46	0	2	0	0	69	.928

OPPONENTS





## COLUMBUS VS. ARIZONA ALL-TIME

SEASON	W-L-T-O	HOME	AWAY	GF-GA	SF-SA	PP	PK	PIM
2000-01	2-1-1-0	2-0-0-0	0-1-1-0	10-7	132-125	3-of-25	11-of-13	48-80
2001-02	1-3-0-0	1-1-0-0	0-2-0-0	7-9	108-101	2-of-21	8-of-8	42-66
2002-03	1-2-1-0	1-1-0-0	0-1-1-0	9-12	95-135	3-of-26	22-of-27	94-112
2003-04	0-2-2-0	0-1-1-0	0-1-1-0	8-10	112-120	1-of-19	15-of-18	67-68
2005-06	2-2-0	1-1-0	1-1-0	13-16	102-136	5-of-21	23-of-28	64-48
2006-07	2-1-1	1-1-0	1-0-1	13-11	109-115	4-of-27	26-of-30	82-106
2007-08	3-1-0	1-1-0	2-0-0	11-8	122-122	2-of-11	19-of-23	62-46
2008-09	0-4-0	0-2-0	0-2-0	5-13	135-109	2-of-18	18-of-21	68-72
2009-10	1-2-1	0-1-1	1-1-0	6-10	117-109	2-of-16	18-of-22	95-61
2010-11	1-3-0	1-1-0	0-2-0	10-14	130-112	5-of-18	16-of-17	52-54
2011-12	3-1-0	2-0-0	1-1-0	12-9	144-129	0-of-15	10-of-11	34-42
2012-13	1-2-0	1-0-0	0-2-0	4-10	69-116	0-of-8	12-of-14	40-28
2013-14	2-0-0	1-0-0	1-0-0	6-3	61-66	2-of-5	7-of-7	24-20
2014-15	0-2-0	0-1-0	0-1-0	4-10	57-63	2-of-6	2-of-7	34-22
2015-16	2-0-0	1-0-0	1-0-0	12-7	42-61	2-of-5	7-of-8	41-45
2016-17	2-0-0	1-0-0	1-0-0	6-3	94-52	2-of-11	4-of-6	20-32
2017-18	2-0-0	1-0-0	1-0-0	3-1	61-74	1-of-3	4-of-5	12-8
2018-19	1-1-0	0-1-0	1-0-0	5-6	69-57	1-of-5	5-of-6	16-14
2019-20	1-1-0	0-1-0	1-0-0	5-6	68-60	2-of-7	3-of-4	10-16
2020-21	DID NOT PLAY							
2021-22	2-0-0	1-0-0	1-0-0	12-6	72-67	4-of-7	6-of-7	35-35
2022-23	0-1-1	0-1-0	0-0-1	5-9	69-44	1-of-8	5-of-7	28-30
<b>TOTAL</b>	<b>29-29-4-3</b>	<b>16-14-1-1</b>	<b>13-15-3-2</b>	<b>166-180</b>	<b>1,968-1,973</b>	<b>46-of-282</b>	<b>241-of-289</b>	<b>968-1,005</b>

	OVERALL	AT CBJ	AT ARI
<b>Current Streak:</b>	0-1-1 since 10/25/22	0-1-0 since 10/25/22	6-0-1 since 12/17/15
<b>Last 10 Games:</b>	6-3-1	6-4-0	7-2-1
<b>Last Win:</b>	11/18/21, 5-4 SO at ARI	10/14/21, 8-2	11/18/21, 5-4 SO
<b>Last Regulation Loss:</b>	10/25/22, 3-6 at CBJ	10/25/22, 3-6	1/3/15, 3-6
<b>Most Lopsided Win:</b>	6, 10/14/21 (8-2 at CBJ)	6, 10/14/21 (8-2)	3, 2x (3/3/12 most recent, 5-2)
<b>Most Lopsided Loss:</b>	4, 2x (1/23/13 most recent, 1-5 at PHX)	3, 7x (10/25/22 most recent, 3-6)	4, 2x (1/23/13 most recent, 1-5)
<b>Last OT Game:</b>	2/19/23, 2-3 OTL at ARI	4/8/14, 4-3 OTW	2/19/23, 2-3 OTL
<b>OT Record (W-L-T):</b>	4-3-4	2-1-1	2-2-3
<b>Most Goals Scored:</b>	8, 10/14/21 (8-2 W at CBJ)	8, 10/14/21 (8-2 W)	7, 12/17/15 (7-5 W)
<b>Most Goals Allowed:</b>	6, 2x (10/25/22 at CBJ most recent, 3-6)	6, 10/25/22 (3-6 L)	6, 1/3/15 (3-6 L)
<b>Most Goals, Both Teams:</b>	12, (12/17/15, 7-5 at ARI)	10, 10/14/21 (8-2 W)	12, 12/17/15 (7-5 W)
<b>Longest Win Streak:</b>	6, 11/14/15 - 1/25/18	5, 2/25/11 - 4/8/14	6, 12/17/15 - 11/18/21
<b>Longest Pts. Streak:</b>	6, 11/14/15 - 1/25/18 (6-0-0-0)	5, 2/25/11 - 4/8/14 (5-0-0-0)	7, 2x, 12/17-15 - current, most recent (6-0-1)
<b>Longest Pointless Streak:</b>	4, 2x, 10/11/08 - 12/20/08, most recent	4, 1/29/08 - 10/28/09	3, 3x, 4/3/12 - 2/16/13, most recent
<b>Longest Winless Streak:</b>	6, 2/18/03 - 11/20/05 (0-4-2-0)	6, 1/29/08 - 1/11/11 (0-5-0-1)	9, 12/10/00 - 11/20/05 (0-6-3-0)

## ALL-TIME RESULTS

2000-01	(2-1-1-0)	2001-02	(1-3-0-0)	2002-03	(1-2-1-0)	2003-04	(0-2-2-0)	2005-06	(2-2-0)	2006-07	(2-1-1)
11/11	at CBJ 2, PHX 1	11/27	at CBJ 3, PHX 0	10/14	PHX 4, at CBJ 2	11/16	at CBJ 2, PHX 2 OT	11/20	at PHX 5, CBJ 1	10/9	at CBJ 5, PHX 1
12/10	CBJ 1, at PHX 1 OT	12/17	at PHX 4, CBJ 1	12/9	CBJ 3, at PHX 3 OT	12/23	PHX 2, at CBJ 1	1/8	CBJ 5, at PHX 2	12/14	at PHX 5, CBJ 4 SO
2/21	at PHX 3, CBJ 2	1/26	PHX 3, at CBJ 2	1/4	at CBJ 2, PHX 0	2/2	CBJ 3, at PHX 3 OT	3/9	at CBJ 5, PHX 4	2/6	PHX 3, at CBJ 0
2/28	at CBJ 5, PHX 2	3/3	at PHX 2, CBJ 1	2/18	at PHX 5, CBJ 2	2/20	at PHX 3, CBJ 2	3/21	PHX 5, at CBJ 2	3/3	CBJ 4, at PHX 3
2007-08	(3-1-0)	2008-09	(0-4-0)	2009-10	(1-2-1)	2010-11	(1-3-0)	2011-12	(3-1-0)	2012-13	(1-2-0)
10/10	at CBJ 3, PHX 0	10/11	at PHX 3, CBJ 1	10/10	CBJ 2, at PHX 0	1/4	at PHX 4, CBJ 2	1/13	at CBJ 4, PHX 3	1/23	at PHX 5, CBJ 1
1/17	CBJ 4, at PHX 3	11/12	PHX 5, at CBJ 2	10/28	PHX 4, at CBJ 1	1/11	PHX 4, at CBJ 3	3/3	CBJ 5, at PHX 2	2/16	at PHX 5, CBJ 3
1/29	PHX 4, at CBJ 2	11/26	PHX 3, at CBJ 2	12/17	PHX 2, at CBJ 1 SO	2/25	at CBJ 5, PHX 3	3/6	at CBJ 3, PHX 2	3/16	at CBJ 1, PHX 0 SO
2/7	CBJ 2, at PHX 1	12/20	at PHX 2, CBJ 0	12/21	at PHX 5, CBJ 2	3/24	at PHX 3, CBJ 0	4/3	at PHX 2, CBJ 0		
2013-14	(2-0-0)	2014-15	(0-2-0)	2015-16	(2-0-0)	2016-17	(2-0-0)	2017-18	(2-0-0)	2018-19	(1-1-0)
1/2	CBJ 2, at PHX 0	1/3	at ARI 6, CBJ 3	11/14	at CBJ 5, ARI 2	12/3	CBJ 3, at ARI 2 SO	12/9	at CBJ 1, ARI 0	10/23	ARI 4, at CBJ 1
4/8	at CBJ 4, PHX 3 OT	2/3	ARI 4, at CBJ 1	12/17	CBJ 7, at ARI 5	12/5	at CBJ 4, ARI 1	1/25	CBJ 2, at ARI 1	2/7	CBJ 4, at ARI 2
2019-20	(1-1-0)	2020-21	(0-0-0)	2021-22	(2-0-0)	2022-23	(0-1-1)				
11/7/19	CBJ 3, at ARI 2	DID NOT PLAY		10/14	at CBJ 8, ARI 2	10/25	ARI 6, at CBJ 3				
12/3/19	ARI 4, at CBJ 2			11/18	CBJ 5, at ARI 4 SO	2/19	at ARI 3, CBJ 2 OT				

### SHUTOUTS

<b>CBJ</b>	7	11/27/01, Tugnuttt 26 saves (3-0 at CBJ); 1/4/03, Denis 23 saves (2-0 at CBJ); 10/10/07, Leclaire 32 saves (3-0 at CBJ); 10/10/09, Garon 36 saves (2-0 at PHX); 3/16/13, Bobrovsky 39 saves (1-0 SO at CBJ); 1/2/14, McElhinney 34 saves (2-0 at PHX); 12/9/17, Bobrovsky 35 saves (1-0 at CBJ)
<b>ARI</b>	5	2/6/07, Joseph 28 saves (0-3 at CBJ); 12/20/08, Bryzgalov 33 saves (0-2 at PHX); 3/24/11, Bryzgalov 28 saves (0-3 at PHX); 4/3/12, Smith 54 saves (0-3 at PHX); 3/16/13, Smith 23 saves (0-1 SO at CBJ)

### HAT TRICKS

<b>CBJ</b>	2	1/8/06, Berard against Joseph (3) (5-2 W at PHX); 2/25/11, Calvert against Bryzgalov (3) (5-3 W at CBJ)
<b>ARI</b>	2	1/23/13, Sullivan against Mason (1-5 L at PHX); 10/23/18, Fischer against Bobrovsky (3) (1-4 L at CBJ)

### PENALTY SHOTS


<b>CBJ</b>	2	2/2/04, Vyborny goal against Boucher (3-3 T at PHX); 2/25/11, Umberger unsuccessful against Bryzgalov (5-3 W at CBJ)
<b>ARI</b>	1	2/28/01, Roenick unsuccessful against Denis (5-2 W at CBJ)



## BOSTON BRUINS

TD Garden / 100 Legends Way / Boston, MA 02114

bostonbruins.com / p: 617.624.1900 / @NHLBruins



DAVID PASTRNAK

### DIRECTORY

**First Season:** 1924-25  
**Home Ice:** TD Garden  
**Capacity:** 18,258 (opened in 1995)  
**Playoff Appearances:** 76 (most recent, 2022-23)  
**Stanley Cup Titles:** 6 (most recent, 2011)  
**President:** Cam Neely  
**General Manager:** Don Sweeney  
**Head Coach:** Jim Montgomery  
**Assistant Coaches:**  
 John McLean, Joe Sacco, Chris Kelly  
**Public Relations Contact:** Travis Basciotta

**TV Play-by-Play:** Jack Edwards  
**TV Color Analyst:** Andy Brickley  
**Radio Play-by-Play:** Judd Sirott  
**Radio Color Analyst:** Bob Beers

### 2023-24 SCHEDULE

DATE	HOME/AWAY	START (ET)
Nov. 27	at CBJ	7 p.m.
Dec. 3	at BOS	7 p.m.
Jan. 2	at CBJ	7 p.m.

### 2022-23 SEASON

**Record:** 65-12-5, 135 pts.  
**Home:** 34-4-3, 71 pts.  
**Away:** 31-8-2, 64 pts.  
**Playoffs:** Lost 4-3 (FLA) in Round 1

### LEADERS

**Points:** David Pastrnak, 113  
**Goals:** David Pastrnak, 61  
**Assists:** David Pastrnak, 52  
**+/- (min. 40 GP):** Hampus Lindholm, +49  
**Def. Points:** Hampus Lindholm, 53  
**Goaltending:** Linus Ullmark, 40-6-1, 1.89 GAA

### 2022-23 RESULTS (0-2-1)

DATE	RESULT	ATTN	W/L GOALTENDERS	GW GOAL
Oct. 28, 2022	BOS 4, at CBJ 0	16,162	Linus Ullmark / Elvis Merzlikins	Matt Grzelcyk
Dec. 17, 2022	at BOS 4, CBJ 2	17,850	Jeremy Swayman / Daniil Tarasov	Taylor Hall
Mar. 30, 2023	at BOS 2, CBJ 1 (OT)	17,850	Linus Ullmark / Michael Hutchinson	David Pastrnak

GOALS BY PERIOD	1ST	2ND	3RD	OT	TOTAL
Columbus	1	1	1	0	3
Boston	2	5	2	1	10

SHOTS BY PERIOD	1ST	2ND	3RD	OT	TOTAL
Columbus	29	28	32	0	89
Boston	33	39	32	1	105

POWER PLAY	GOALS	ATTEMPTS	PCT
Columbus	2	13	15.4
Boston	3	10	30.0

PENALTY KILLING	KILLS	ATTEMPTS	PCT
Columbus	7	10	70.0
Boston	11	13	84.6

### SKATERS

COLUMBUS	GP	G	A	P	+/-	PIM	PP	SH	GW	EN	S	%
Patrik Laine	2	1	1	2	-2	0	1	0	0	0	9	11.1
Johnny Gaudreau	3	0	2	2	-3	2	0	0	0	0	9	0.0
Boone Jenner	3	1	0	1	-1	9	1	0	0	0	12	8.3
Jack Roslovic	3	1	0	1	-2	0	0	0	0	0	6	16.7
Marcus Bjork	2	0	1	1	0	0	0	0	0	0	2	0.0

BOSTON	GP	G	A	P	+/-	PIM	PP	SH	GW	EN	S	%
David Pastrnak	3	3	2	5	4	0	1	0	1	0	16	18.8
Tomas Nosek	3	1	1	2	1	4	0	0	0	0	3	33.3
Taylor Hall	2	1	1	2	2	0	0	0	1	0	9	11.1
David Krejci	2	1	1	2	0	2	1	0	0	0	4	25.0
Hampus Lindholm	3	0	2	2	3	0	0	0	0	0	8	0.0

### GOALTENDING

COLUMBUS	GP	MIN	GA	GAA	SO	W	L	OTL	SA	SV%
Michael Hutchinson	1	60	2	1.99	0	0	0	1	31	.935
Daniil Tarasov	2	77	4	3.11	0	0	1	0	45	.911
Elvis Merzlikins	1	40	4	6.00	0	0	1	0	29	.862

BOSTON	GP	MIN	GA	GAA	SO	W	L	OTL	SA	SV%
Linus Ullmark	2	120	1	0.50	1	2	0	0	56	.982
Jeremy Swayman	1	59	2	2.03	0	1	0	0	33	.939

OPPONENTS





## COLUMBUS VS. BOSTON ALL-TIME

SEASON	W-L-T-O	HOME	AWAY	GF-GA	SF-SA	PP	PK	PIM
2000-01	1-0-0-0	1-0-0-0	0-0-0-0	3-2	34-28	0-of-2	3-of-4	33-9
2001-02	1-1-0-0	0-1-0-0	1-0-0-0	5-9	48-62	0-of-7	7-of-8	19-19
2002-03	0-1-0-0	0-0-0-0	0-1-0-0	2-7	24-45	1-of-4	3-of-6	19-15
2003-04	0-1-0-0	0-1-0-0	0-0-0-0	0-4	24-27	0-of-3	1-of-2	14-26
2005-06	DID NOT PLAY							
2006-07	1-0-0	1-0-0	0-0-0	5-4	42-26	1-of-6	5-of-6	12-12
2007-08	0-1-0	0-0-0	0-1-0	0-2	32-18	0-of-5	2-of-3	11-13
2008-09	1-0-0	1-0-0	0-0-0	2-0	34-35	1-of-3	3-of-3	13-13
2009-10	1-0-0	0-0-0	1-0-0	3-2	25-34	1-of-4	2-of-2	11-13
2010-11	0-0-1	0-0-1	0-0-0	2-2	36-29	0-of-6	1-of-1	2-10
2011-12	0-1-1	0-1-0	0-0-1	4-6	67-56	2-of-9	5-of-8	28-30
2012-13	DID NOT PLAY							
2013-14	0-2-1	0-1-0	0-1-1	4-9	75-103	2-of-10	10-of-11	42-32
2014-15	2-0-1	1-0-1	1-0-0	12-6	89-104	2-of-7	6-of-6	21-33
2015-16	1-0-2	0-0-1	1-0-1	9-8	97-94	2-of-10	11-of-11	25-35
2016-17	1-2-0	1-1-0	0-1-0	9-14	70-109	2-of-9	7-of-7	18-22
2017-18	2-1-0	1-0-0	1-1-0	10-14	75-113	1-of-12	7-of-12	43-65
2018-19	1-1-1	1-1-0	0-0-1	10-12	94-92	3-of-9	5-of-6	17-23
2019-20	2-0-0	1-0-0	1-0-0	5-1	60-60	1-of-4	5-of-6	14-10
2020-21	DID NOT PLAY							
2021-22	0-1-2	0-0-2	0-1-0	8-12	70-111	2-of-9	6-of-8	32-26
2022-23	0-2-1	0-1-0	0-1-1	3-10	89-105	2-of-13	7-of-10	37-43
<b>TOTAL</b>	<b>14-14-0-10</b>	<b>8-7-0-5</b>	<b>6-7-0-5</b>	<b>96-124</b>	<b>1,085-1,251</b>	<b>23-of-132</b>	<b>96-of-120</b>	<b>411-449</b>

	OVERALL	AT CBJ	AT BOS
<b>Current Streak:</b>	0-3-3 since 3/5/22	0-1-2 since 3/5/22	0-2-1 since 4/2/22
<b>Last 10 Games:</b>	2-4-4	4-3-3	3-4-3
<b>Last Win:</b>	1/14/20, 3-0 at CBJ	1/14/20, 3-0	1/2/20, 2-1 OT
<b>Last Regulation Loss:</b>	12/17/22, 2-4 at BOS	10/28/22, 0-4	12/17/22, 2-4
<b>Most Lopsided Win:</b>	4, 2x (12/27/14 most recent, 6-2 at CBJ)	4, 12/27/14 (6-2)	4, 11/10/01 (5-1)
<b>Most Lopsided Loss:</b>	8, 2/4/02 (0-8 at CBJ)	8, 2/4/02 (0-8)	5, 2x (12/18/17 most recent, 2-7)
<b>Last OT Game:</b>	3/30/22, 1-2 OTL at BOS	4/4/22, 2-3 OTL	3/30/23, 1-2 OTL
<b>OT Record (W-L-T):</b>	5-10-0	3-5-0	2-5-0
<b>Most Goals Scored:</b>	7, 3/12/19 (7-4 W at CBJ)	7, 3/12/19 (7-4 W)	6, 2/22/16, (6-4 W)
<b>Most Goals Allowed:</b>	8, 2/4/02 (0-8 L at CBJ)	8, 2/4/02 (0-8 L)	7, 2x (12/18/17 most recent, 2-7 L)
<b>Most Goals, Both Teams:</b>	11, 3/12/19 (7-4 W at CBJ)	11, 3/12/19 (7-4 W)	10, 2/22/16 (6-4 W)
<b>Longest Win Streak:</b>	2, 6x, 1/2/20 - 1/14/20, most recent	3, 12/27/16 - 3/12/19	1, 5x, 3/19/18, most recent
<b>Longest Pts. Streak:</b>	6, 11/21/14 - 2/22/16 (3-0-3)	3, 3x, 12/27/16 - 3/12/19, most recent (3-0-0)	3, 3x, 3/19/18 - 1/2/20, most recent (2-0-1)
<b>Longest Pointless Streak:</b>	3, 2/4/02 - 11/14/03	2, 2x, 12/10/11 - 10/12/13, most recent	2, 3x, 4/2/22 - 12/17/22, most recent
<b>Longest Winless Streak:</b>	7, 3/15/11 - 11/21/14 (0-3-0-4)	4, 3/15/11 - 11/21/14 (0-2-0-2)	3, 2x, 4/2/22 - current, most recent (0-2-1)

## ALL-TIME RESULTS

<b>2000-01</b> (1-0-0-0) 12/8 at CBJ 3, BOS 2 OT	<b>2001-02</b> (1-1-0-0) 11/10 CBJ 5, at BOS 1 2/4 BOS 8, at CBJ 0	<b>2002-03</b> (0-1-0-0) 1/18 at BOS 7, CBJ 2	<b>2003-04</b> (0-1-0-0) 11/14 BOS 4, at CBJ 0	<b>2005-06</b> (0-0-0) DID NOT PLAY	<b>2006-07</b> (1-0-0) 12/26 at CBJ 5, BOS 4 OT
<b>2007-08</b> (0-1-0) 12/15 at BOS 2, CBJ 0	<b>2008-09</b> (1-0-0) 3/10 at CBJ 2, BOS 0	<b>2009-10</b> (1-0-0) 1/21 CBJ 3, at BOS 2	<b>2010-11</b> (0-0-1) 3/15 BOS 3, at CBJ 2 SO	<b>2011-12</b> (0-1-1) 11/17 at BOS 2, CBJ 1 SO 12/10 BOS 5, at CBJ 3	<b>2012-13</b> (0-0-0) DID NOT PLAY
<b>2013-14</b> (0-2-1) 10/12 BOS 3 at CBJ 1 11/14 at BOS 3, CBJ 2 OT 11/30 at BOS 3, CBJ 1	<b>2014-15</b> (2-0-1) 11/21 BOS 4, at CBJ 3 OT 12/27 at CBJ 6, BOS 2 1/17 CBJ 3, at BOS 1	<b>2015-16</b> (1-0-2) 1/23 at BOS 3, CBJ 2 SO 2/16 BOS 2, at CBJ 1 OT 2/22 CBJ 6, at BOS 4	<b>2016-17</b> (1-2-0) 10/13 BOS 6, at CBJ 3 11/10 at BOS 5, CBJ 2 12/27 at CBJ 4, BOS 3	<b>2017-18</b> (2-1-0) 10/30 at CBJ 4, BOS 3 SO 12/18 at BOS 7, CBJ 2 3/19 CBJ 5, at BOS 4 OT	<b>2018-19</b> (1-1-1) 3/12 at CBJ 7, BOS 4 3/16 at BOS 2, CBJ 1 OT 4/2 BOS 6, at CBJ 2
<b>2019-20</b> (2-0-0) 1/2 CBJ 2, at BOS 1 OT 1/14 at CBJ 3, BOS 0	<b>2020-21</b> (0-0-0) DID NOT PLAY	<b>2021-22</b> (0-1-2) 3/5 BOS 5, at CBJ 4 SO 4/2 at BOS 5, CBJ 2 4/4 BOS 3, at CBJ 2 OT	<b>2022-23</b> (0-2-1) 10/28 BOS 4, at CBJ 0 12/17 at BOS 4, CBJ 2 3/30 at BOS 2, CBJ 1 OT		

### SHUTOUTS

<b>CBJ</b>	2	3/10/09, Mason 35 saves (2-0 at CBJ); 1/14/20, Merzlikins (34 saves (3-0 at CBJ)
<b>BOS</b>	4	2/4/02, Grahame 30 saves (0-8 at CBJ); 11/14/03, Potvin 24 saves (0-4 at CBJ); 12/15/07, Auld 32 saves (0-2 at BOS); 10/28/22, Ullmark 30 saves (0-4 at BOS)

### HAT TRICKS

<b>CBJ</b>	1	3/12/19, Jenner against Rask (2) and 1 EN (7-4 W at CBJ)
<b>BOS</b>	1	2/4/02, Guerin against Denis (3) (0-8 L at CBJ)

### PENALTY SHOTS

<b>CBJ</b>	1	2/16/16, Wennberg successful against Rask (1-2 OTL at CBJ)
<b>BOS</b>	1	12/18/17, Schaller unsuccessful against Bobrovsky (2-7 L at BOS)



## BUFFALO SABRES

KeyBank Center / One Seymour H. Knox III Plaza / Buffalo, NY 14203

buffalosabres.com / p: 716.855.4100 / @BuffaloSabres



TAGE THOMPSON

### DIRECTORY

**First Season:** 1970-71  
**Home Ice:** KeyBank Center  
**Capacity:** 19,070 (opened in 1996)  
**Playoff Appearances:** 29 (most recent, 2010-11)  
**Stanley Cup Titles:** None  
**General Manager:** Kevyn Adams  
**Head Coach:** Don Granato  
**Assistant Coaches:**  
 Mike Bales, Jason Christie, Matt Ellis, Marty Wilford  
**Public Relations Contact:** Nicole Hendricks  
**Play-By-Play:** Dan Dunleavy  
**Color Analyst:** Rob Ray

### 2023-24 SCHEDULE

DATE	HOME/AWAY	START (ET)
Dec. 19	at BUF	7 p.m.
Dec. 30	at BUF	5 p.m.
Feb. 23	at CBJ	7 p.m.

### 2022-23 SEASON

**Record:** 42-33-7, 91 pts.  
**Home:** 17-20-4, 38 pts.  
**Away:** 25-13-3, 53 pts.  
**Playoffs:** Did not qualify

### LEADERS

**Points:** Tage Thompson, 94  
**Goals:** Tage Thompson, 47  
**Assists:** Rasmus Dahlin, 58  
**+/- (min. 40 GP):** Jeff Skinner, +15  
**Def. Points:** Rasmus Dahlin, 73  
**Goaltending:** Ukko-Pekka Luukkonen, 17-11-4, 3.61 GAA

### 2022-23 RESULTS (1-2-0)

DATE	RESULT	ATTN	W/L GOALTENDERS	GW GOAL
Dec. 7, 2022	BUF 9, at CBJ 4	15,659	Ukko-Pekka Luukkonen / Elvis Merzlikins	Tage Thompson
Feb. 28, 2023	CBJ 5, at BUF 3	13,661	Elvis Merzlikins / Craig Anderson	Boone Jenner
Apr. 14, 2023	BUF 5, at CBJ 2	18,786	Devon Levi / Jon Gillies	Alex Tuch

GOALS BY PERIOD	1ST	2ND	3RD	OT	TOTAL
Columbus	3	5	3	-	11
Buffalo	7	6	4	-	17

SHOTS BY PERIOD	1ST	2ND	3RD	OT	TOTAL
Columbus	28	40	23	-	91
Buffalo	46	34	26	-	106

POWER PLAY	GOALS	ATTEMPTS	PCT
Columbus	1	4	25.0
Buffalo	4	9	44.4

PENALTY KILLING	KILLS	ATTEMPTS	PCT
Columbus	5	9	55.6
Buffalo	3	4	75.0

### SKATERS

COLUMBUS	GP	G	A	P	+/-	PIM	PP	SH	GW	EN	S	%
Eric Robinson	2	3	0	3	0	2	0	0	0	1	7	42.9
Patrik Laine	2	2	1	3	0	0	0	0	0	0	2	100.0
Boone Jenner	2	1	2	3	1	0	0	0	1	0	5	20.0
Gustav Nyquist	1	2	0	2	0	0	0	0	0	0	4	50.0
Johnny Gaudreau	3	1	1	2	-2	0	0	0	0	0	7	14.3

BUFFALO	GP	G	A	P	+/-	PIM	PP	SH	GW	EN	S	%
Jeff Skinner	3	1	7	8	6	0	0	0	0	0	9	11.1
Tage Thompson	2	6	1	7	3	0	2	0	1	0	14	42.9
Alex Tuch	2	2	3	5	5	0	0	0	1	0	7	28.6
Dylan Cozens	3	1	3	4	-1	4	1	0	0	0	3	33.3
Peyton Krebs	3	2	1	3	0	0	0	0	0	0	5	40.0

### GOALTENDING

COLUMBUS	GP	MIN	GA	GAA	SO	W	L	OTL	SA	SV%
Jon Gillies	1	40	3	4.50	0	0	1	0	27	.889
Elvis Merzlikins	2	93	9	5.84	0	1	1	0	62	.855
Michael Hutchinson	1	20	2	6.00	0	0	0	0	8	.875
Joonas Korpisalo	1	27	6	6.55	0	0	0	0	9	.667

BUFFALO	GP	MIN	GA	GAA	SO	W	L	OTL	SA	SV%
Devon Levi	1	60	2	2.00	0	1	0	0	31	.935
U-P Luukkonen	1	60	4	4.00	0	1	0	0	24	.833
Craig Anderson	1	60	4	4.02	0	0	1	0	35	.886





## COLUMBUS VS. BUFFALO ALL-TIME

SEASON	W-L-T/O	HOME	AWAY	GF-GA	SF-SA	PP	PK	PIM
2000-01	1-0-0-0	0-0-0-0	1-0-0-0	2-1	18-23	0-of-2	2-of-2	4-4
2001-02	1-0-1-0	0-0-1-0	1-0-0-0	5-3	44-62	2-of-9	7-of-7	16-20
2002-03	1-1-0-0	1-0-0-0	0-1-0-0	7-7	47-65	2-of-13	11-of-11	37-41
2003-04	0-1-0-0	0-0-0-0	0-1-0-0	0-6	23-39	0-of-5	3-of-3	8-12
2005-06	DID NOT PLAY							
2006-07	1-0-0	1-0-0	0-0-0	3-2	26-38	1-of-6	4-of-6	21-23
2007-08	1-0-0	0-0-0	1-0-0	3-0	29-21	1-of-6	5-of-5	10-14
2008-09	1-0-0	0-0-0	1-0-0	6-1	25-37	0-of-2	7-of-8	16-6
2009-10	1-0-0	1-0-0	0-0-0	4-0	25-28	2-of-6	5-of-5	20-22
2010-11	0-2-0	0-1-0	0-1-0	4-10	55-67	1-of-10	5-of-10	68-73
2011-12	1-1-0	1-0-0	0-1-0	7-5	77-55	1-of-11	4-of-6	26-34
2012-13	DID NOT PLAY							
2013-14	2-1-0	0-1-0	2-0-0	9-9	106-78	1-of-10	5-of-6	32-42
2014-15	2-1-0	1-1-0	1-0-0	9-7	127-78	1-of-9	5-of-7	18-22
2015-16	1-2-0	0-1-0	1-1-0	6-9	92-103	3-of-11	11-for-16	55-25
2016-17	2-1-0	2-0-0	0-1-0	10-9	104-105	2-of-9	5-of-8	34-46
2017-18	2-1-0	1-0-0	1-1-0	9-6	112-96	2-of-4	4-of-4	10-12
2018-19	2-1-0	1-1-0	1-0-0	13-9	110-110	1-of-7	7-of-8	16-14
2019-20	1-0-2	1-0-0	0-0-2	8-9	98-68	2-of-6	2-of-5	12-14
2020-21	DID NOT PLAY							
2021-22	3-0-0	1-0-0	2-0-0	18-10	102-96	1-of-7	4-of-6	16-18
2022-23	1-2-0	0-2-0	1-0-0	11-17	91-106	1-of-4	5-of-9	30-10
<b>TOTAL</b>	<b>24-14-1-2</b>	<b>11-7-1-0</b>	<b>13-7-0-2</b>	<b>134-120</b>	<b>1,311-1,276</b>	<b>24-of-136</b>	<b>101-of-132</b>	<b>449-452</b>

	OVERALL	AT CBJ	AT BUF
<b>Current Streak:</b>	0-1-0 since 4/14/23	0-2-0 since 12/7/22	4-0-2 since 3/31/19
<b>Last 10 Games:</b>	6-2-2	6-4-0	6-2-2
<b>Last Win:</b>	2/28/23, 5-3 at BUF	2/20/22, 7-3	2/28/23, 5-3
<b>Last Regulation Loss:</b>	4/14/23, 2-5 at CBJ	4/14/23, 2-5	1/11/18, 1-3
<b>Most Lopsided Win:</b>	5, 11/14/08 (6-1 at BUF)	4, 4x (2/20/22 most recent, 7-3)	5, 11/14/08 (6-1)
<b>Most Lopsided Loss:</b>	6, 3/29/04 (0-6 at BUF)	5, 12/7/22 (4-9)	6, 3/29/04 (0-6)
<b>Last OT Game:</b>	2/10/22, 4-3 OTW at BUF	10/7/19, 4-3 OTW	2/10/22, 4-3 OTW
<b>OT Record (W-L-T):</b>	4-2-1	2-0-1	2-2-0
<b>Most Goals Scored:</b>	7, 2x (2/20/22 most recent, 7-3 W at CBJ)	7, 2/20/22 (7-3 W)	7, 11/22/21 (7-4)
<b>Most Goals Allowed:</b>	9, 12/7/22 (4-9 L at CBJ)	9, 12/7/22 (4-9 L)	6, 3/29/04 (0-6 L)
<b>Most Goals, Both Teams:</b>	13, 12/7/22 (4-9 L at CBJ)	13, 12/7/22 (4-9 L)	11, 11/22/21 (7-4)
<b>Longest Win Streak:</b>	4, 1/26/07 - 2/6/10	4, 3/10/17 - 10/27/18	3, 2x, 11/22/21 - current, most recent
<b>Longest Pts. Streak:</b>	7, 3/31/19 - 2/20/22 (5-0-0-2)	4, 12/29/01 - 2/6/10 (3-0-1-0)	6, 3/31/19 - current (4-0-0-2)
<b>Longest Pointless Streak:</b>	3, 12/3/10 - 10/27/11	2, 2x, 12/7/22 - current, most recent	2, 2x, 12/3/10 - 10/27/11, most recent
<b>Longest Winless Streak:</b>	3, 12/3/10 - 10/27/11 (0-3-0-0)	2, 2x, 12/7/22 - current, most recent (0-2-0)	2, 3x, 2/1/20 - 2/13/20, most recent (0-0-2)

## ALL-TIME RESULTS

<b>2000-01</b> (1-0-0-0) 1/23 CBJ 2, at BUF 1	<b>2001-02</b> (1-0-1-0) 10/19 CBJ 3, at BUF 1 12/29 BUF 2, at CBJ 2 OT	<b>2002-03</b> (1-1-0-0) 11/3 at CBJ 3, BUF 2 11/22 at BUF 5, CBJ 4	<b>2003-04</b> (0-1-0-0) 3/29 at BUF 6, CBJ 0	<b>2005-06</b> (0-0-0) DID NOT PLAY	<b>2006-07</b> (1-0-0) 1/26 at CBJ 3, BUF 2
<b>2007-08</b> (1-0-0) 10/19 CBJ 3, at BUF 0	<b>2008-09</b> (1-0-0) 11/14 CBJ 6, at BUF 1	<b>2009-10</b> (1-0-0) 2/6 at CBJ 4, BUF 0	<b>2010-11</b> (0-2-0) 12/3 at BUF 5, CBJ 0 4/9 BUF 5, at CBJ 4	<b>2011-12</b> (1-1-0) 10/27 at BUF 4, CBJ 2 11/25 at CBJ 5, BUF 1	<b>2012-13</b> (0-0-0) DID NOT PLAY
<b>2013-14</b> (2-1-0) 10/10 CBJ 4 at BUF 1 1/18 CBJ 4 at BUF 3 SO 1/25 BUF 5 at CBJ 2	<b>2014-15</b> (2-1-0) 10/9 CBJ 3, at BUF 1 2/24 BUF 4, at CBJ 2 4/10 at CBJ 4, BUF 2	<b>2015-16</b> (1-2-0) 10/12 at BUF 4, CBJ 2 2/19 BUF 4, at CBJ 0 4/8 CBJ 4, at BUF 1	<b>2016-17</b> (2-1-0) 3/10 at CBJ 4, BUF 3 3/11 at BUF 5, CBJ 3 3/28 at CBJ 3, BUF 1	<b>2017-18</b> (2-1-0) 10/25 at CBJ 5, BUF 1 11/20 CBJ 3, at BUF 2 1/11 at BUF 3, CBJ 1	<b>2018-19</b> (2-1-0) 10/27 at CBJ 5, BUF 4 OT 1/29 BUF 5, at CBJ 4 3/31 CBJ 4, at BUF 0
<b>2019-20</b> (1-0-2) 10/7 at CBJ 4, BUF 3 OT 2/1 at BUF 2, CBJ 1 OT 2/13 at BUF 4, CBJ 3 OT	<b>2020-21</b> (0-0-0) DID NOT PLAY	<b>2021-22</b> (3-0-0) 11/22 CBJ 7, at BUF 4 2/10 CBJ 4, at BUF 3 OT 2/20 at CBJ 7, BUF 3	<b>2022-23</b> (1-2-0) 12/7 BUF 9, at CBJ 4 2/28 CBJ 5, at BUF 3 4/14 BUF 5, at CBJ 2		

### SHUTOUTS

<b>CBJ</b>	3	10/19/07, Leclair 21 saves (3-0 at BUF); 2/6/10, Mason 28 saves (4-0 at CBJ); 3/31/19, Bobrovsky 38 saves (4-0 at BUF)
<b>BUF</b>	3	3/29/04, Biron 23 saves (0-6 at BUF); 12/3/10, Miller 19 saves (0-5 at BUF); 2/19/16, Lehner 38 Saves (0-4 at CBJ)

### HAT TRICKS

<b>CBJ</b>	1	2/28/23, Robinson against Anderson (2, EN) (5-3 W at BUF)
<b>BUF</b>	1	12/7/22, Thompson against Korpisalo (1) and Merzlikins (4) (4-9 L at CBJ)

### PENALTY SHOTS

<b>CBJ</b>	2	10/19/07, Nash unsuccessful against Miller (3-0 W at BUF), 12/7/22, Nyquist unsuccessful against Luukkonen (4-9 L at CBJ)
<b>BUF</b>	1	1/26/07, Paille unsuccessful against Norrena (3-2 W at CBJ)

## CALGARY FLAMES

Scotiabank Saddledome / 555 Saddledome Rise S.E. / Calgary, AB T2G 2W1  
calgaryflames.com / p: 403.777.2177 / @NHLFlames



RASMUS ANDERSSON

### DIRECTORY

**First Season:** 1972-73  
**Home Ice:** Scotiabank Saddledome  
**Capacity:** 19,289 (opened in 1983)  
**Playoff Appearances:** 31 (most recent, 2021-22)  
**Stanley Cup Titles:** 1 (1989)  
**General Manager:** Craig Conroy  
**Head Coach:** Ryan Huska  
**Assistant Coaches:**  
 Marc Savard, Dan Lambert, Cail MacLean  
**Public Relations Contact:** Peter Hanlon  
**TV Play-by-Play:** Rick Ball  
**TV Color Analyst:** Kelly Hrudey  
**Radio Play-by-Play:** Derek Wills  
**Radio Color Analyst:** Peter Loubardias

### 2023-24 SCHEDULE

DATE	HOME/AWAY	START (ET)
Oct. 20	at CBJ	7 p.m.
Jan. 25	at CGY	9 p.m.

### 2022-23 SEASON

**Record:** 38-27-17, 93 pts.  
**Home:** 20-16-5, 45 pts.  
**Away:** 18-11-12, 48 pts.  
**Playoffs:** Did not qualify

### LEADERS

**Points:** Tyler Toffoli, 73  
**Goals:** Tyler Toffoli, 34  
**Assists:** Elias Lindholm, 42  
**+/- (min. 40 GP):** Mikael Backlund, +24  
**Def. Points:** Rasmus Andersson, 49  
**Goaltending:** Jacob Markstrom, 23-21-12, 2.92 GAA

### 2022-23 RESULTS (1-0-1)

DATE	RESULT	ATTN	W/L GOALTENDERS	GW GOAL
Dec. 9, 2022	at CBJ 3, CGY 1	16,902	Elvis Merzlikins / Jacob Markstrom	Eric Robinson
Jan. 23, 2023	at CGY 4, CBJ 3 (OT)	17,697	Daniel Vladar / Joonas Korpisalo	Dillon Dube

GOALS BY PERIOD	1ST	2ND	3RD	OT	TOTAL
Columbus	1	3	2	0	6
Calgary	1	2	1	1	5

SHOTS BY PERIOD	1ST	2ND	3RD	OT	TOTAL
Columbus	16	17	18	1	52
Calgary	29	21	27	4	81

POWER PLAY	GOALS	ATTEMPTS	PCT
Columbus	2	11	18.2
Calgary	0	7	0.0

PENALTY KILLING	KILLS	ATTEMPTS	PCT
Columbus	7	7	100.0
Calgary	9	11	81.8

### SKATERS

COLUMBUS	GP	G	A	P	+/-	PIM	PP	SH	GW	EN	S	%
Patrik Laine	2	2	2	4	0	2	1	0	0	10	20.0	
Boone Jenner	2	1	1	2	1	2	0	0	0	8	12.5	
Johnny Gaudreau	2	0	2	2	-2	0	0	0	0	7	0.0	
Sean Kuraly	2	1	0	1	0	2	0	0	0	4	25.0	
Kirill Marchenko	2	1	0	1	1	0	1	0	0	3	33.3	

CALGARY	GP	G	A	P	+/-	PIM	PP	SH	GW	EN	S	%
Andrew Mangiapane	2	1	2	3	1	0	0	0	0	6	16.7	
Mikael Backlund	2	0	2	2	3	2	0	0	0	10	0.0	
Dillon Dube	2	1	0	1	0	2	0	0	1	3	33.3	
Nazem Kadri	2	1	0	1	-1	2	0	0	0	11	9.1	
Michael Stone	2	1	0	1	2	0	0	0	0	6	16.7	

### GOALTENDING

COLUMBUS	GP	MIN	GA	GAA	SO	W	L	OTL	SA	SV%
Elvis Merzlikins	1	40	1	1.50	0	1	0	0	20	.950
Joonas Korpisalo	2	82	4	2.91	0	0	0	1	61	.934

CALGARY	GP	MIN	GA	GAA	SO	W	L	OTL	SA	SV%
Dan Vladar	1	62	3	2.88	0	1	0	0	25	.880
Jacob Markstrom	1	55	2	2.18	0	0	1	0	26	.923





## COLUMBUS VS. CALGARY ALL-TIME

SEASON	W-L-T-O	HOME	AWAY	GF-GA	SF-SA	PP	PK	PIM
2000-01	3-1-0-0	2-0-0-0	1-1-0-0	12-9	92-109	6-of-21	14-of-16	85-111
2001-02	2-2-0-0	2-0-0-0	0-2-0-0	9-12	96-134	2-of-20	12-of-14	66-76
2002-03	3-0-0-1	1-0-0-1	2-0-0-0	18-9	106-127	5-of-21	20-of-22	93-87
2003-04	1-3-0-0	1-1-0-0	0-2-0-0	5-10	100-135	3-of-33	17-of-18	69-95
2005-06	2-2-0	1-1-0	1-1-0	6-8	85-134	2-of-21	24-of-25	62-52
2006-07	2-2-0	2-0-0	0-2-0	9-13	109-112	5-of-25	17-of-23	73-87
2007-08	2-2-0	1-1-0	1-1-0	8-7	140-96	1-of-18	15-of-17	83-85
2008-09	2-1-1	2-0-0	0-1-1	13-9	126-115	3-of-21	18-of-21	141-132
2009-10	2-1-1	1-0-1	1-1-0	11-12	117-99	4-of-15	11-of-12	36-46
2010-11	1-2-1	1-1-0	0-1-1	10-14	123-106	1-of-11	17-of-20	49-35
2011-12	3-0-1	1-0-1	2-0-0	9-6	109-120	1-of-13	8-of-10	39-49
2012-13	2-0-1	1-0-1	1-0-0	14-9	82-88	1-of-9	8-of-10	25-23
2013-14	1-1-0	0-1-0	1-0-0	5-5	50-54	1-of-6	3-of-3	4-10
2014-15	2-0-0	1-0-0	1-0-0	6-4	52-71	1-of-5	8-of-9	34-26
2015-16	1-1-0	0-1-0	1-0-0	4-5	47-58	0-of-1	1-for1	6-6
2016-17	1-1-0	0-1-0	1-0-0	4-3	63-43	1-of-7	6-of-8	21-21
2017-18	2-0-0	1-0-0	1-0-0	6-1	69-60	1-of-5	3-of-3	6-10
2018-19	0-2-0	0-1-0	0-1-0	8-13	63-59	2-of-6	2-of-5	15-17
2019-20	0-1-1	0-1-0	0-0-1	2-6	65-66	0-of-4	3-of-3	8-10
2020-21	DID NOT PLAY							
2021-22	0-2-0	0-1-0	0-1-0	2-12	43-103	0-of-2	5-of-5	10-4
2022-23	1-0-1	1-0-0	0-0-1	6-5	52-81	2-of-11	7-of-7	23-29
<b>TOTAL</b>	<b>33-24-0-8</b>	<b>19-10-0-4</b>	<b>14-14-0-4</b>	<b>167-172</b>	<b>1,789-1,970</b>	<b>42-of-275</b>	<b>219-of-252</b>	<b>948-1,011</b>

	OVERALL	AT CBJ	AT CGY
<b>Current Streak:</b>	1-0-1 since 12/9/22	1-0-0 since 12/9/22	0-2-2 since 3/19/19
<b>Last 10 Games:</b>	3-5-2	4-6-0	6-2-2
<b>Last Win:</b>	12/9/22, 3-1 at CBJ	12/9/22, 3-1	3/29/18, 5-1
<b>Last Regulation Loss:</b>	2/15/22, 2-6 at CGY	1/26/22 (0-6)	2/15/22 (2-6)
<b>Most Lopsided Win:</b>	5, 2x (3/26/09, 5-0 at CBJ)	5, 3/26/09 (5-0)	5, 1/11/03 (7-2)
<b>Most Lopsided Loss:</b>	6, 1/26/22 (0-6 at CBJ)	6, 1/26/22 (0-6)	5, 3/25/02 (1-6)
<b>Last OT Game:</b>	1/23/23, 3-4 OTL at CGY	11/22/17, 1-0 OTW	1/23/23, 3-4 OTL
<b>OT Record (W-L-T):</b>	8-8-0	2-4-0	6-4-0
<b>Most Goals Scored:</b>	7, 1/11/03 (7-2 W at CGY)	6, 2x (12/4/18 most recent, 6-9 L)	7, 1/11/03 (7-2 W)
<b>Most Goals Allowed:</b>	9, 12/4/18 (6-9 L at CBJ)	9, 12/4/18 (6-9 L)	6, 4x (2/15/22 most recent, 2-6 L)
<b>Most Goals, Both Teams:</b>	15, 12/4/18 (6-9 L at CBJ)	15, 12/4/18 (6-9 L)	10, 2x (3/29/13 most recent, 6-4 W)
<b>Longest Win Streak:</b>	3, 4x, 12/16/16 - 3/29/18	5, 3/14/01 - 12/19/02	8, 12/1/11 - 3/29/18
<b>Longest Pts. Streak:</b>	7, 11/21/11 - 3/29/13 (5-0-0-2)	7, 3/14/01 - 11/9/03 (6-0-0-1)	8, 12/1/11 - 3/29/18 (8-0-0-0)
<b>Longest Pointless Streak:</b>	4, 12/19/03 - 11/3/05	3, 12/4/18 - 1/26/22	3, 2x, 11/1/03 - 11/3/05, most recent
<b>Longest Winless Streak:</b>	6, 12/4/18 - 2/15/22 (0-5-0-1)	3, 12/4/18 - 1/26/22 (0-3-0-0)	4, 2x, 3/19/19 - current, most recent (0-2-0-2)

## ALL-TIME RESULTS

<b>2000-01</b> (3-1-0-0)	<b>2001-02</b> (2-2-0-0)	<b>2002-03</b> (3-0-0-1)	<b>2003-04</b> (1-3-0-0)	<b>2005-06</b> (2-2-0)	<b>2006-07</b> (2-2-0)
10/12 CBJ 3, at CGY 2	11/1 at CGY 2, CBJ 1	12/19 at CBJ 3, CGY 0	11/1 at CGY 3, CBJ 0	10/7 CGY 3, at CBJ 1	11/3 at CBJ 5, CGY 4 SO
3/14 at CBJ 3, CGY 0	11/25 at CBJ 4, CGY 3	1/11 CBJ 7, at CGY 2	11/9 at CBJ 4, CGY 3	11/3 at CGY 2, CBJ 1	12/1 at CGY 2, CBJ 1
3/24 at CBJ 6, CGY 4	3/16 at CBJ 3, CGY 1	3/8 CGY 3, at CBJ 2 OT	12/19 CGY 2, at CBJ 1	2/1 CBJ 2, at CGY 1 SO	2/2 at CGY 6, CBJ 2
3/27 at CGY 3, CBJ 0	3/25 at CGY 6, CBJ 1	3/29 CBJ 6, at CGY 4	3/18 at CGY 2, CBJ 0	3/24 at CBJ 3, CGY 2	2/8 at CBJ 2, CGY 1
<b>2007-08</b> (2-2-0)	<b>2008-09</b> (2-1-1)	<b>2009-10</b> (2-1-1)	<b>2010-11</b> (1-2-1)	<b>2011-12</b> (3-0-1)	<b>2012-13</b> (2-0-1)
12/1 CBJ 4, at CGY 3 OT	11/8 at CBJ 3, CGY 1	10/13 at CBJ 2, CGY 1	10/22 CGY 6, at CBJ 2	11/21 at CBJ 4, CGY 1	2/7 CGY 4, at CBJ 3 OT
12/18 CGY 3, at CBJ 1	1/21 at CGY 5, CBJ 4 SO	10/20 at CGY 6, CBJ 3	12/13 at CGY 3, CBJ 2 OT	12/1 CBJ 4, at CGY 3 SO	3/22 at CBJ 5, CGY 1
3/4 at CGY 1, CBJ 0	2/24 at CGY 4, CBJ 1	11/28 CGY 4, at CBJ 3 SO	12/21 at CBJ 3, CGY 1	12/27 CGY 2, at CBJ 1 SO	3/29 CBJ 6, at CGY 4
3/18 at CBJ 3, CGY 0	3/26 at CBJ 5, CGY 0	1/8 CBJ 3, at CGY 2	3/4 at CGY 4, CBJ 3	3/18 CBJ 2, at CGY 1 SO	
<b>2013-14</b> (1-1-0)	<b>2014-15</b> (2-0-0)	<b>2015-16</b> (1-1-0)	<b>2016-17</b> (1-1-0)	<b>2017-18</b> (2-0-0)	<b>2018-19</b> (0-2-0)
10/4 CGY 4, at CBJ 3	10/17 at CBJ 3, CGY 2	1/21 CGY 4, at CBJ 2	11/23 CGY 2, at CBJ 0	11/22 at CBJ 1, CGY 0 OT	12/4 CGY 9, at CBJ 6
11/20 CBJ 2, at CGY 1 OT	3/21 CBJ 3, at CGY 2 OT	2/5 CBJ 2, at CGY 1	12/16 CBJ 4, at CGY 1	3/29 CBJ 5, at CGY 1	3/19 at CGY 4, CBJ 2
<b>2019-20</b> (0-1-1)	<b>2020-21</b> (0-0-0)	<b>2021-22</b> (0-2-0)	<b>2022-23</b> (1-0-1)		
11/2 CGY 3, at CBJ 0	DID NOT PLAY	1/26 CGY 6, at CBJ 0	12/9 at CBJ 3, CGY 1		
3/4 at CGY 3, CBJ 2 OT		2/15 at CGY 6, CBJ 2	1/23 at CGY 4, CBJ 3 OT		

### SHUTOUTS

<b>CBJ</b> 5	3/14/01, Tugnutt 30 saves (3-0 at CBJ); 12/19/02, Denis 29 saves (3-0 at CBJ); 3/18/08, Norrena 18 saves (3-0 at CBJ); 3/26/09, Mason 33 saves (5-0 at CBJ); 11/22/17, Bobrovsky 22 saves (1-0 OT at CBJ)
<b>CGY</b> 7	3/27/01, Brathwaite 19 saves (0-3 at CGY); 11/1/03, McLennan 15 saves (0-3 at CGY); 3/18/04, Kiprusoff 23 saves (0-2 at CGY); 3/4/08, Kiprusoff 39 saves (0-1 at CGY); 11/23/16, Johnson 34 saves (0-2 at CBJ); 11/2/19, Rittich 30 saves (0-3 at CBJ); 1/26/22, Markstrom 23 saves (0-6 at CBJ)

### HAT TRICKS

<b>CBJ</b> 3	3/29/03, Sanderson against Turek (3) and 1 EN (6-4 W at CGY); 3/29/18, Dubois against Gillies (3) (5-1 W at CGY); 12/4/18, Atkinson against Rittich (1) and Smith (2) (6-9 L at CBJ)
<b>CGY</b> 1	10/22/10, Bourque against Mason (3) (2-6 L at CBJ)

### PENALTY SHOTS

<b>CBJ</b> 3	3/4/11, Calvert unsuccessful against Kiprusoff (3-4 L at CGY); 3/4/11, Vermette unsuccessful against Kiprusoff (3-4 L at CGY); 1/23/23, Gaudreau unsuccessful against Vladar (3-4 OTL at CGY)
<b>CGY</b> 0	None



## CAROLINA HURRICANES

PNC Arena / 1400 Edwards Mill Rd. / Raleigh, NC 27607

carolinahurricanes.com / p: 919.467.7825 / @NHLCanes



SEBASTIAN AHO

### DIRECTORY

**First Season:** 1979-80

(Relocated from Hartford in 1997)

**Home Ice:** PNC Arena

**Capacity:** 18,680 (opened in 1999)

**Playoff Appearances:** 18 (most recent, 2022-23)

**Stanley Cup Titles:** 1 (2006)

**President and General Manager:** Don Waddell

**Head Coach:** Rod Brind'Amour

**Assistant Coaches:** Jeff Daniels, Tim Gleason

**Public Relations Contact:** Mike Sundheim

**Play-by-Play:** Mike Maniscalco

**Color Analyst:** Tripp Tracy

### 2023-24 SCHEDULE

DATE	HOME/AWAY	START (ET)
Nov. 26	at CAR	5 p.m.
Feb. 29	at CBJ	7 p.m.
Apr. 7	at CAR	5 p.m.
Apr. 16	at CBJ	7 p.m.

### 2022-23 SEASON

**Record:** 52-21-9, 113 pts.

**Home:** 28-10-3, 59 pts.

**Away:** 24-11-6, 54 pts.

**Playoffs:** Lost 4-0 (FLA) in East Finals

### LEADERS

**Points:** Martin Necas, 81

**Goals:** Sebastian Aho, 36

**Assists:** Martin Necas, 43

**+/- (min. 40 GP):** Jalen Chatfield, +23

**Def. Points:** Brent Burns, 61

**Goaltending:** Frederik Andersen, 21-11-1, 2.48 GAA

### 2022-23 RESULTS (1-2-0)

DATE	RESULT	ATTN	W/L GOALTENDERS	GW GOAL
Oct. 12, 2022	at CAR 4, CBJ 1	18,824	Frederik Andersen / Daniil Tarasov	Brady Skjei
Jan. 7, 2023	at CBJ 4, CAR 3 (SO)	18,663	Joonas Korpivalo / Antti Raanta	Kent Johnson
Jan. 12, 2023	CAR 6, at CBJ 2	15,766	Frederik Andersen / Joonas Korpivalo	Jalen Chatfield

GOALS BY PERIOD	1ST	2ND	3RD	OT	TOTAL
Columbus	1	3	2	0	6
Carolina	2	6	5	0	13

SHOTS BY PERIOD	1ST	2ND	3RD	OT	TOTAL
Columbus	29	26	18	0	73
Carolina	35	46	44	1	126

POWER PLAY	GOALS	ATTEMPTS	PCT
Columbus	2	10	20.0
Carolina	2	12	16.7

PENALTY KILLING	KILLS	ATTEMPTS	PCT
Columbus	10	12	83.3
Carolina	8	10	80.0

### SKATERS

COLUMBUS	GP	G	A	P	+/-	PIM	PP	SH	GW	EN	S	%
Kirill Marchenko	2	3	0	3	-1	2	0	0	0	0	8	37.5
Patrik Laine	3	1	1	2	1	4	0	0	0	0	5	20.0
Kent Johnson	2	0	2	2	-3	2	0	0	0	0	3	0.0
Johnny Gaudreau	3	1	0	1	0	0	0	0	0	0	9	11.1
Sean Kuraly	3	1	0	1	-1	4	0	0	0	0	4	25.0

CAROLINA	GP	G	A	P	+/-	PIM	PP	SH	GW	EN	S	%
Seth Jarvis	3	2	2	4	4	2	0	0	0	0	11	18.2
Brady Skjei	3	2	1	3	6	6	1	0	1	0	8	25.0
Martin Necas	3	1	2	3	2	2	0	0	0	0	7	14.3
Sebastian Aho	3	0	3	3	4	0	0	0	0	0	11	0.0
Jesper Kotkaniemi	3	0	3	3	4	0	0	0	0	0	5	0.0

### GOALTENDING

COLUMBUS	GP	MIN	GA	GAA	SO	W	L	OTL	SA	SV%
Daniil Tarasov	1	60	4	4.00	0	0	1	0	43	.907
Joonas Korpivalo	2	125	9	4.32	0	1	1	0	83	.892

CAROLINA	GP	MIN	GA	GAA	SO	W	L	OTL	SA	SV%
Frederik Andersen	2	120	3	1.50	0	2	0	0	55	.945
Antti Raanta	1	65	3	2.77	0	0	1	0	18	.833

OPPONENTS





## COLUMBUS VS. CAROLINA ALL-TIME

SEASON	W-L-T/O	HOME	AWAY	GF-GA	SF-SA	PP	PK	PIM
2000-01	1-1-0-0	1-0-0-0	0-1-0-0	4-3	40-58	2-of-11	5-of-6	28-36
2001-02	0-1-0-0	0-0-0-0	0-1-0-0	2-5	18-38	1-of-4	6-of-6	10-10
2002-03	0-2-0-0	0-1-0-0	0-1-0-0	7-10	67-66	2-of-7	7-of-10	27-21
2003-04	1-1-0-0	0-1-0-0	1-0-0-0	4-4	45-63	2-of-9	7-of-8	20-22
2005-06	0-1-0	0-0-0	0-1-0	1-2	26-32	0-of-4	6-of-7	14-8
2006-07	DID NOT PLAY							
2007-08	1-0-0	1-0-0	0-0-0	4-1	23-24	1-of-6	3-of-4	13-17
2008-09	1-0-0	0-0-0	1-0-0	5-1	20-27	2-of-4	3-of-3	6-8
2009-10	1-0-0	1-0-0	0-0-0	3-2	26-26	0-of-3	5-of-5	10-6
2010-11	1-0-0	0-0-0	1-0-0	3-2	28-31	0-of-5	9-of-9	18-12
2011-12	1-0-0	1-0-0	0-0-0	5-1	26-40	1-of-3	5-of-5	10-6
2012-13	DID NOT PLAY							
2013-14	3-2-0	1-1-0	2-1-0	13-11	152-151	2-of-11	14-of-18	38-26
2014-15	1-2-1	0-2-0	1-0-1	9-13	106-131	5-of-16	19-of-23	51-35
2015-16	1-2-1	0-1-1	1-1-0	11-12	131-110	2-of-14	9-of-11	43-37
2016-17	2-1-1	2-0-0	0-1-1	11-10	107-121	0-of-11	11-of-12	26-24
2017-18	2-2-0	1-1-0	1-1-0	6-8	127-122	0-of-10	7-of-7	14-20
2018-19	2-2-0	1-1-0	1-1-0	10-8	100-143	1-of-10	8-of-8	16-20
2019-20	3-0-0	2-0-0	1-0-0	10-7	84-90	0-of-7	7-of-7	16-16
2020-21	3-3-2	1-2-1	2-1-1	20-28	230-242	2-of-20	11-of-15	35-45
2021-22	1-3-0	0-2-0	1-1-0	11-16	100-163	1-of-12	10-of-14	44-40
2022-23	1-2-0	1-1-0	0-1-0	6-13	73-126	2-of-10	10-of-12	28-24
<b>TOTAL</b>	<b>26-25-0-5</b>	<b>13-13-0-2</b>	<b>13-12-0-3</b>	<b>145-157</b>	<b>1,529-1,704</b>	<b>26-of-177</b>	<b>162-of-190</b>	<b>476-433</b>

	OVERALL	AT CBJ	AT CAR
<b>Current Streak:</b>	0-1-0 since 1/12/23	0-1-0 since 1/12/23	0-2-0 since 2/25/22
<b>Last 10 Games:</b>	2-6-2	4-5-1	5-4-1
<b>Last Win:</b>	1/7/23, 4-3 SO at CBJ	1/7/23, 4-3 SO	1/13/22 (6-0)
<b>Last Regulation Loss:</b>	1/12/23, 2-6 at CBJ	1/12/23, 2-6	10/12/22, 1-4
<b>Most Lopsided Win:</b>	6, 1/13/22 (6-0 at CAR)	4, 3/23/12 (5-1)	6, 1/13/22 (6-0)
<b>Most Lopsided Loss:</b>	4, 4x (1/12/23 most recent, 2-6 at CBJ)	4, 2x (1/12/23 most recent, 2-6)	4, 2x (2/25/22 most recent, 0-4)
<b>Last OT Game:</b>	1/7/23, 4-3 SOW at CBJ	1/7/23, 4-3 SOW	5/1/21, 1-2 OTL
<b>OT Record (W-L-T):</b>	8-5-0	3-2-0	5-3-0
<b>Most Goals Scored:</b>	6, 1/13/22 (6-0 W at CAR)	5, 2x (2/7/21, most recent, 5-6 L)	6, 1/13/22 (6-0 W)
<b>Most Goals Allowed:</b>	7, 2x (1/1/22 most recent, 4-7 L at CBJ)	7, 1/1/22 (4-7 L)	7, 2/15/21 (3-7 L)
<b>Most Goals, Both Teams:</b>	11, 3x (1/1/22, most recent, 4-7 L at CBJ)	11, 2x (1/1/22 most recent, 4-7 L)	11, 3/10/03 (5-6 L)
<b>Longest Win Streak:</b>	7, 12/29/07 - 1/10/14	4, 12/29/07 - 1/10/14	3, 2/14/09 - 12/23/13
<b>Longest Pts. Streak:</b>	7, 12/29/07 - 1/10/14 (7-0-0-0)	4, 12/29/07 - 1/10/14 (4-0-0-0)	4, 3/18/21 - 1/13/22 (3-0-0-1)
<b>Longest Pointless Streak:</b>	4, 3/7/01 - 3/10/03	3, 3/18/14 - 3/15/15	3, 3/7/01 - 3/10/03
<b>Longest Winless Streak:</b>	5, 3/22/21 - 1/1/22 (0-3-0-2)	5, 3/18/14 - 3/24/16 (0-4-0-1)	3, 3/7/01 - 3/10/03 (0-3-0-0)

## ALL-TIME RESULTS

<b>2000-01</b> (1-1-0-0)	<b>2001-02</b> (0-1-0-0)	<b>2002-03</b> (0-2-0-0)	<b>2003-04</b> (1-1-0-0)	<b>2005-06</b> (0-1-0)	<b>2006-07</b> (0-0-0)
12/29 at CBJ 3, CAR 1	11/19 at CAR 5, CBJ 2	11/30 CAR 4, at CBJ 2	3/2 CBJ 3, at CAR 0	12/15 at CAR 2, CBJ 1	DID NOT PLAY
3/7 at CAR 2, CBJ 1		3/10 at CAR 6, CBJ 5	3/8 CAR 4, at CBJ 1		
<b>2007-08</b> (1-0-0)	<b>2008-09</b> (1-0-0)	<b>2009-10</b> (1-0-0)	<b>2010-11</b> (1-0-0)	<b>2011-12</b> (1-0-0)	<b>2012-13</b> (0-0-0)
12/29 at CBJ 4, CAR 1	2/14 CBJ 5, at CAR 1	11/7 at CBJ 3, CAR 2	3/12 CBJ 3, at CAR 2	3/23 at CBJ 5, CAR 1	DID NOT PLAY
<b>2013-14</b> (3-2-0)	<b>2014-15</b> (1-2-1)	<b>2015-16</b> (1-2-1)	<b>2016-17</b> (2-1-1)	<b>2017-18</b> (2-2-0)	<b>2018-19</b> (2-2-0)
12/23 CBJ 4, at CAR 3	11/4 CAR 4, at CBJ 2	1/8 at CAR 4, CBJ 1	1/10 at CAR 5, CBJ 3	10/10 CBJ 2, at CAR 1 OT	10/5 CAR 3, at CBJ 1
1/10 at CBJ 3, CAR 0	11/7 at CAR 3, CBJ 2 OT	1/9 CAR 4, at CBJ 3 OT	1/17 at CBJ 4, CAR 1	11/10 CAR 3, at CBJ 1	11/17 CBJ 4, at CAR 1
1/27 at CAR 3, CBJ 2	3/10 CBJ 4, at CAR 3 SO	3/24 CAR 3, at CBJ 2	1/21 at CBJ 3, CAR 2	11/28 at CBJ 3, CAR 2 SO	1/4 at CAR 4, CBJ 2
3/18 CAR 3, at CBJ 1	3/15 CAR 3, at CBJ 2	4/2 CBJ 5, at CAR 1	3/30 at CAR 2, CBJ 1 OT	12/16 at CAR 2, CBJ 1	3/15 at CBJ 3, CAR 0
3/29 CBJ 3, at CAR 2 OT					
<b>2019-20</b> (3-0-0)	<b>2020-21</b> (3-3-2)	3/20 CBJ 3, at CAR 2 SO	<b>2021-22</b> (1-3-0)	<b>2022-23</b> (1-2-0)	
10/12 CBJ 3, at CAR 2	2/7 CAR 6, at CBJ 5	3/22 CAR 3, at CBJ 0	10/23 CAR 5, at CBJ 1	10/12 at CAR 4, CBJ 1	
10/24 at CBJ 4, CAR 3 OT	2/8 at CBJ 3, CAR 2	3/25 CAR 4, at CBJ 3 OT	1/1 CAR 7, at CBJ 4	1/7 at CBJ 4, CAR 3 SO	
1/16 at CBJ 3, CAR 2	2/15 at CAR 7, CBJ 3	5/1 at CAR 2, CBJ 1 OT	1/13 CBJ 6, at CAR 0	1/12 CAR 6, at CBJ 2	
	3/18 CBJ 3, at CAR 2 OT		2/25 at CAR 4, CBJ 0		

### SHUTOUTS

<b>CBJ</b>	4	3/2/04, Denis 25 saves (3-0 at CAR); 1/10/14, Bobrovsky 36 saves (3-0 W at CBJ); 3/15/19, Bobrovsky 46 saves (3-0 at CBJ); 1/13/22, Merzlikins 31 saves (6-0 at CAR)
<b>CAR</b>	2	3/22/21, Nedeljkovic 19 saves (0-3 at CBJ); 1/13/22, 3/10/22, Andersen 19 saves (0-4 at CAR)

### HAT TRICKS

<b>CBJ</b>	4	3/23/12, Umberger against Ward (3) (5-1 W at CBJ); 4/2/16, Saad against Lack (3) (5-1 W at CAR); 11/17/18, Atkinson against Darling (3) (4-1 W at CAR); 1/7/23, Marchenko against Raanta (3) (4-3 SOW at CBJ)
<b>CAR</b>	0	None

### PENALTY SHOTS

<b>CBJ</b>	1	2/8/21, Atkinson goal against Nedeljkovic (3-2 W at CBJ)
<b>CAR</b>	0	None




# CHICAGO BLACKHAWKS

## CHICAGO BLACKHAWKS

United Center / 1901 W. Madison St. / Chicago, IL 60612

chicagoblackhawks.com / p: 312.455.7000 / @NHLBlackhawks



SETH JONES

### DIRECTORY

**First Season:** 1926-27  
**Home Ice:** United Center  
**Capacity:** 19,717 (opened in 1994)  
**Playoff Appearances:** 63 (most recent, 2019-20)  
**Stanley Cup Titles:** 6 (most recent, 2015)  
**General Manager:** Kyle Davidson  
**Head Coach:** Luke Richardson  
**Assistant Coaches:**  
 Derek King, Kevin Dean, Derek Plante  
**Public Relations Contact:** John Steinmiller

**TV Play-by-Play:** Chris Vosters  
**TV Color Analyst:** Darren Pang  
**Radio Play-by-Play:** John Wiedeman, Troy Murray

### 2023-24 SCHEDULE

DATE	HOME/AWAY	START (ET)
Nov. 22	at CBJ	7 p.m.
Mar. 2	at CHI	8 p.m.

### 2022-23 SEASON

**Record:** 26-49-7, 59 pts.  
**Home:** 14-23-4, 32 pts.  
**Away:** 12-26-3, 27 pts.  
**Playoffs:** Did not qualify

### LEADERS

**Points:** Max Domi, 49  
**Goals:** Andreas Athanasiou, 20  
**Assists:** Max Domi, 31  
**+/- (min. 40 GP):** Jake McCabe, +7  
**Def. Points:** Seth Jones, 37  
**Goaltending:** Petr Mrazek, 10-22-3, 3.66 GAA

### 2022-23 RESULTS (1-1-0)

DATE	RESULT	ATTN	W/L GOALTENDERS	GW GOAL
Dec. 23, 2022	at CHI 5, CBJ 2	17,108	Alex Stalock / Daniil Tarasov	Andreas Athanasiou
Dec. 31, 2022	at CBJ 4, CHI 1	18,280	Joonas Korpisalo / Alex Stalock	Gustav Nyquist

GOALS BY PERIOD	1ST	2ND	3RD	OT	TOTAL
Columbus	1	3	2	-	6
Chicago	3	2	1	-	6

SHOTS BY PERIOD	1ST	2ND	3RD	OT	TOTAL
Columbus	20	31	16	-	67
Chicago	23	14	29	-	66

POWER PLAY	GOALS	ATTEMPTS	PCT
Columbus	2	7	28.6
Chicago	1	10	10.0

PENALTY KILLING	KILLS	ATTEMPTS	PCT
Columbus	9	10	90.0
Chicago	5	7	71.4

### SKATERS

COLUMBUS	GP	G	A	P	+/-	PIM	PP	SH	GW	EN	S	%
Gustav Nyquist	2	2	1	3	3	0	0	2	1	1	11	18.2
Jack Roslovic	2	0	3	3	2	2	0	0	0	0	3	0.0
Kirill Marchenko	2	2	0	2	1	0	1	0	0	0	3	66.7
Marcus Bjork	2	1	1	2	0	4	0	0	0	0	4	25.0
Johnny Gaudreau	2	0	2	2	-1	0	0	0	0	0	7	0.0

CHICAGO	GP	G	A	P	+/-	PIM	PP	SH	GW	EN	S	%
Patrick Kane	2	1	2	3	0	0	0	0	0	0	11	9.1
Jonathan Toews	2	1	2	3	0	0	1	0	0	0	5	20.0
Andreas Athanasiou	2	2	0	2	1	2	0	0	1	0	5	40.0
Max Domi	2	1	1	2	-1	0	0	0	0	0	6	16.7
Sam Lafferty	2	0	2	2	2	0	0	0	0	0	1	0.0

### GOALTENDING

COLUMBUS	GP	MIN	GA	GAA	SO	W	L	OTL	SA	SV%
Daniil Tarasov	1	60	4	4.00	0	0	1	0	43	.907
Joonas Korpisalo	2	125	9	4.32	0	1	1	0	83	.892

CHICAGO	GP	MIN	GA	GAA	SO	W	L	OTL	SA	SV%
Alex Stalock	2	118	5	2.54	0	1	1	0	66	.924

OPPONENTS





## COLUMBUS VS. CHICAGO ALL-TIME

SEASON	W-L-T/O	HOME	AWAY	GF-GA	SF-SA	PP	PK	PIM
2000-01	1-4-0-0	1-2-0-0	0-2-0-0	9-18	118-137	2-of-25	18-of-23	86-80
2001-02	1-2-2-0	1-0-1-0	0-2-1-0	10-12	124-154	6-of-26	17-of-19	121-135
2002-03	2-3-0-0	2-1-0-0	0-2-0-0	11-15	141-153	2-of-25	21-of-23	105-152
2003-04	4-2-0-0	2-1-0-0	2-1-0-0	17-19	204-188	6-of-34	21-of-25	106-120
2005-06	5-3-0	3-1-0	2-2-0	26-21	212-299	5-of-40	42-of-48	106-100
2006-07	4-4-0	2-2-0	2-2-0	27-26	220-192	11-of-43	26-of-31	116-130
2007-08	4-3-1	2-2-0	2-1-1	27-28	229-217	6-of-38	28-of-35	107-129
2008-09	3-1-2	1-0-2	2-1-0	16-16	175-164	2-of-22	19-of-26	69-59
2009-10	2-2-2	1-1-1	1-1-1	24-21	153-206	3-of-21	17-of-23	54-62
2010-11	2-3-1	0-2-1	2-1-0	17-24	202-193	5-of-28	16-of-21	54-69
2011-12	0-6-0	0-3-0	0-3-0	10-31	190-176	2-of-20	14-of-19	90-92
2012-13	0-2-2	0-1-1	0-1-1	6-9	106-126	1-of-13	9-of-9	46-52
2013-14	0-2-0	0-1-0	0-1-0	4-10	50-71	1-of-7	4-of-6	17-19
2014-15	2-0-0	1-0-0	1-0-0	7-4	46-74	0-of-3	9-of-9	22-10
2015-16	1-1-0	1-0-0	0-1-0	6-8	48-56	1-of-4	7-of-10	39-15
2016-17	1-1-0	1-0-0	0-1-0	4-5	61-58	2-of-6	6-of-7	16-14
2017-18	1-1-0	1-0-0	0-1-0	4-7	62-62	1-of-3	4-of-5	17-13
2019-19	1-1-0	0-1-0	1-0-0	6-6	68-67	0-of-5	3-of-4	8-10
2019-20	0-0-2	0-0-1	0-0-1	4-5	72-63	0-of-7	7-of-9	20-16
2020-21	2-3-3	0-2-2	2-1-1	22-27	249-248	6-of-15	16-of-22	63-39
2021-22	1-1-0	0-1-0	1-0-0	9-8	64-52	1-of-5	7-of-8	16-10
2022-23	1-1-0	1-0-0	0-1-0	6-6	67-66	2-of-7	9-of-10	31-25
<b>TOTAL</b>	<b>38-46-2-13</b>	<b>20-21-1-8</b>	<b>18-25-1-5</b>	<b>232-326</b>	<b>2,860-3,028</b>	<b>65-of-397</b>	<b>320-of-392</b>	<b>1,309-of-1,351</b>

	OVERALL	AT CBJ	AT CHI
<b>Current Streak:</b>	1-0-0 since 12/31/22	1-0-0 since 12/31/22	0-1-0 since 12/23/22
<b>Last 10 Games:</b>	3-4-3	3-4-3	4-4-2
<b>Last Win:</b>	12/31/22, 4-1 at CBJ	12/31/22, 4-1	2/17/22, 7-4
<b>Last Regulation Loss:</b>	12/23/22, 2-5 at CHI	1/11/22, 2-4	12/23/22, 2-5
<b>Most Lopsided Win:</b>	5, 3/25/10 (8-3 at CBJ)	5, 3/25/10 (8-3)	3, 5x (2/17/22 most recent, 7-4)
<b>Most Lopsided Loss:</b>	7, 1/22/04 (0-7 at CHI)	6, 2/15/03 (1-7)	7, 1/22/04 (0-7)
<b>Last OT Game:</b>	4/12/21, 3-4 OTL at CBJ	4/12/21, 3-4 OTL	2/13/21, 2-3 OTL
<b>OT Record (W-L-T):</b>	7-13-2	5-8-1	2-5-1
<b>Most Goals Scored:</b>	8, 3/25/10 (8-3 W at CBJ)	8, 3/25/10 (8-3 W)	7, 2x (2/17/22 most recent, 7-4 W)
<b>Most Goals Allowed:</b>	7, 4x (2/1/11 most recent, 4-7 L at CBJ)	7, 3x (2/1/11 most recent, 4-7 L)	7, 1/22/04 (0-7 L)
<b>Most Goals, Both Teams:</b>	11, 7x (2/17/22 most recent, 7-4 W at CHI)	11, 4x (2/23/21 most recent, 5-6 SOL)	11, 3x (2/17/22 most recent, 7-4 W)
<b>Longest Win Streak:</b>	4, 2/27/04 - 12/30/05	4, 12/20/14 - 2/24/18	3, 2/27/04 - 12/30/05
<b>Longest Pts. Streak:</b>	5, 3/13/09 - 12/1/09 (3-0-0-2)	5, 4/8/01 - 1/20/03 (4-0-1-0)	3, 2x, 3/13/09 - 12/1/09, most recent (2-0-0-1)
<b>Longest Pointless Streak:</b>	8, 10/29/11 - 2/24/13	4, 11/10/11 - 1/26/13	4, 2x, 10/29/11 - 2/24/13, most recent
<b>Longest Winless Streak:</b>	13, 4/1/11 - 4/4/14 (0-10-0-3)	9, 10/15/10 - 4/4/14 (0-7-0-2)	7, 10/15/00 - 12/20/02 (0-6-1-0)

## ALL-TIME RESULTS

<b>2000-01</b> (1-4-0-0)	<b>2001-02</b> (1-2-2-0)	<b>2002-03</b> (2-3-0-0)	<b>2003-04</b> (4-2-0-0)	<b>2005-06</b> (5-3-0)	<b>2006-07</b> (4-4-0)
10/7 CHI 5, at CBJ 3	10/14 CBJ 2, at CHI 2 OT	10/10 at CBJ 2, CHI 1	10/16 at CBJ 2, CHI 1	10/9 CBJ 3, at CHI 2	10/7 CBJ 5, at CHI 4
10/15 at CHI 2, CBJ 1	11/23 CHI 2, at CBJ 2 OT	10/29 at CHI 3, CBJ 2	12/26 CHI 4, at CHI 1	12/26 at CBJ 4, CHI 3 OT	11/12 at CHI 1, CBJ 0
12/3 at CHI 5, CBJ 0	1/10 at CHI 2, CBJ 1	12/20 at CHI 3, CBJ 1	1/22 at CHI 7, CBJ 0	12/30 CBJ 3, at CHI 2	12/16 CHI 6, at CBJ 4
1/12 CHI 3, at CBJ 1	1/12 at CBJ 5, CHI 4	1/20 at CBJ 5, CHI 1	1/24 at CBJ 4, CHI 3	3/7 CHI 3, at CBJ 1	12/31 at CBJ 3, CHI 1
4/8 at CBJ 4, CHI 3 OT	4/14 at CHI 2, CBJ 0	2/15 CHI 7, at CBJ 1	2/25 CHI 4, at CBJ 3	3/15 at CHI 3, CBJ 2	1/16 CBJ 5, at CHI 4 OT
			2/27 CBJ 4, at CHI 3	4/1 at CBJ 5, CHI 2	2/11 CHI 5, at CBJ 4
				4/15 at CBJ 5, CHI 2	3/20 at CBJ 5, CHI 2
				4/16 at CHI 4, CBJ 3	3/30 at CHI 3, CBJ 1
<b>2007-08</b> (4-3-1)	<b>2008-09</b> (3-1-2)	<b>2009-10</b> (2-2-2)	<b>2010-11</b> (2-3-1)	<b>2011-12</b> (0-6-0)	<b>2012-13</b> (0-2-2)
10/23 CBJ 7, at CHI 4	11/1 CHI 4, at CBJ 3 SO	12/1 at CHI 4, CBJ 3 SO	10/15 CHI 5, at CBJ 2	10/29 at CHI 5, CBJ 2	1/26 CHI 3, at CBJ 2
11/7 at CHI 5, CBJ 2	12/14 at CHI 3, CBJ 1	1/14 at CHI 3, CBJ 0	10/23 CBJ 3, at CHI 2	11/10 CHI 6, at CBJ 3	2/24 at CHI 1, CBJ 0
11/14 at CBJ 4, CHI 2	3/13 CBJ 5, at CHI 3	1/16 CHI 6, at CBJ 5	12/26 at CHI 4, CBJ 1	12/26 at CHI 4, CBJ 1	3/1 at CHI 4, CBJ 3 OT
1/24 CBJ 1, at CHI 0	3/18 at CBJ 4, CHI 3 OT	2/14 CHI 5, at CBJ 4 SO	2/1 CHI 7, at CBJ 4	1/10 at CHI 5, CBJ 2	3/14 CHI 2, at CBJ 1 SO
2/13 CHI 7, at CBJ 2	4/5 CHI 1, at CBJ 0 OT	3/25 at CBJ 8, CHI 3	2/18 CBJ 4, at CHI 3	2/18 CHI 6, at CBJ 1	
3/14 CHI 6, at CBJ 3	4/8 CBJ 4, at CHI 3 SO	3/28 CBJ 4, at CHI 2	4/1 CHI 4, at CBJ 3 SO	3/20 CHI 5, at CBJ 1	
3/26 at CBJ 4, CHI 0					
3/30 at CHI 5, CBJ 4 SO					
<b>2013-14</b> (0-2-0)	<b>2014-15</b> (2-0-0)	<b>2015-16</b> (1-1-0)	<b>2016-17</b> (1-1-0)	<b>2017-18</b> (1-1-0)	<b>2018-19</b> (1-1-0)
3/6 at CHI 6, CBJ 1	12/20 at CBJ 3, CHI 2 SO	10/17 at CHI 4, CBJ 1	10/21 at CBJ 3, CHI 2	10/7 at CHI 5, CBJ 1	10/20 CHI 4, at CBJ 1
4/4 CHI 4, at CBJ 3	3/27 CBJ 5, at CHI 2	4/9 at CBJ 5, CHI 4 OT	3/31 at CHI 3, CBJ 1	2/24 at CBJ 3, CHI 2	2/16 CBJ 5, at CHI 2
<b>2019-20</b> (0-0-2)	<b>2020-21</b> (2-3-3)	<b>2021-22</b> (1-1-0)	<b>2022-23</b> (1-1-0)		
10/18 at CHI 3, CBJ 2 OT	1/29 CBJ 2, at CHI 1	2/25 CHI 2, at CBJ 0	12/23 at CHI 5, CBJ 2		
12/29 CHI 3, at CBJ 2 SO	1/31 at CHI 3, CBJ 1	4/10 CHI 4, at CBJ 3	12/31 at CBJ 4, CHI 1		
	2/11 CBJ 6, at CHI 5	4/12 CHI 4, at CBJ 3 OT			
	2/13 at CHI 3, CBJ 2				

### SHUTOUTS

<b>CBJ</b>	2	1/24/08, Leclaire 30 saves (1-0 at CHI); 3/26/08, Norrena 17 saves (4-0 at CBJ)
<b>CHI</b>	8	12/3/00, Thibault 29 saves (0-5 at CHI); 4/14/02, Thibault 28 saves (0-2 at CHI); 1/22/04, Anderson 30 saves (0-7 at CHI); 11/12/06, Boucher 28 saves (0-1 at CHI); 4/5/09, Khabibulin 20 saves (0-1 OT at CBJ); 1/14/10, Huet 24 saves (0-3 at CHI); 2/24/13, Crawford 28 saves (0-1 at CHI); 2/25/21, Subban 26 saves (0-2 at CBJ)

### HAT TRICKS

<b>CBJ</b>	2	3/27/15, Atkinson against Crawford (2) and 1 EN (5-2 W at CHI); 2/17/22, Laine against Soderblom (2) and 1 EN (7-4 W at CHI)
<b>CHI</b>	1	1/10/12, Stalberg against Sanford (3) (2-5 L at CHI)

### PENALTY SHOTS

<b>CBJ</b>	6	10/15/00, Vyborny goal against Tallas (1-2 L at CHI); 3/15/06, Fritsche unsuccessful against Khabibulin (2-3 L at CHI); 12/31/06, Nash unsuccessful against Khabibulin (3-1 W at CBJ); 4/8/09, Nash unsuccessful against Khabibulin (4-3 SOW at CHI); 3/25/10, Voracek goal against Huet (8-3 W at CBJ); 2/23/21, Bjorkstrand unsuccessful against Lankinen (5-6 SOL at CHI)
<b>CHI</b>	2	3/30/07, Keith unsuccessful against Boucher (1-3 L at CHI); 12/26/10, Skille unsuccessful against Garon (1-4 L at CHI)



## COLORADO AVALANCHE

Ball Arena / 1000 Chopper Cir. / Denver, CO 80204

coloradoavalanche.com / p: 303.405.1100 / @Avalanche



NATHAN MacKINNON

### DIRECTORY

**First Season:** 1979-80

(Relocated from Quebec City in 1995)

**Home Ice:** Ball Arena

Capacity: 17,809 (opened in 1999)

**Playoff Appearances:** 28 (most recent, 2022-23)

**Stanley Cup Titles:** 3 (most recent, 2022)

**President of Hockey Operations:** Joe Sakic

**General Manager:** Chris MacFarland

**Head Coach:** Jared Bednar

**Assistant Coaches:** Ray Bennett, Nolan Pratt

**Public Relations Contact:** Brendan McNicholas

**TV Play-by-Play:** Marc Moser

**TV Color Analyst:** Mark Rycroft

**Radio Play-by-Play:** Conor McGahey

### 2023-24 SCHEDULE

DATE	HOME/AWAY	START (ET)
Mar. 22	at COL	9 p.m.
Apr. 1	at CBJ	7 p.m.

### 2022-23 SEASON

**Record:** 51-24-7, 109 pts.

**Home:** 22-13-6, 50 pts.

**Away:** 29-11-1, 59 pts.

**Playoffs:** Lost 4-3 (SEA) in Round 1

### LEADERS

**Points:** Nathan MacKinnon, 111

**Goals:** Mikko Rantanen, 55

**Assists:** Nathan MacKinnon, 69

**+/- (min. 40 GP):** Devon Toews, +39

**Def. Points:** Cale Makar, 66

**Goaltending:** Alexandar Georgiev, 40-16-6, 2.53 GAA

### 2022-23 RESULTS (0-2-0)

DATE	RESULT	ATTN	W/L GOALTENDERS	GW GOAL
Nov. 4, 2022 *	at COL 6, CBJ 3	12,882	Alexandar Georgiev / Elvis Merzlikins	Mikko Rantanen
Nov. 5, 2022 *	COL 5, at CBJ 1	12,897	Alexandar Georgiev / Joonas Korpisalo	Martin Kaut

\* Global Series in Tampere, Finland

GOALS BY PERIOD	1ST	2ND	3RD	OT	TOTAL
Columbus	1	2	1	-	4
Colorado	3	4	4	-	11

SHOTS BY PERIOD	1ST	2ND	3RD	OT	TOTAL
Columbus	20	17	34	-	71
Colorado	28	26	27	-	81

POWER PLAY	GOALS	ATTEMPTS	PCT
Columbus	2	8	25.0
Colorado	2	6	33.3

PENALTY KILLING	KILLS	ATTEMPTS	PCT
Columbus	4	6	66.7
Colorado	6	8	75.0

### SKATERS

COLUMBUS	GP	G	A	P	+/-	PIM	PP	SH	GW	EN	S	%
Boone Jenner	2	1	1	2	-4	0	1	0	0	0	11	9.1
Patrik Laine	2	1	1	2	-4	2	0	0	0	0	12	8.3
Zach Werenski	2	0	2	2	-3	0	0	0	0	0	5	0.0
Sean Kuraty	2	1	0	1	0	0	0	0	0	0	1	100.0
Jakub Voracek	1	1	0	1	0	0	1	0	0	0	3	33.3

COLORADO	GP	G	A	P	+/-	PIM	PP	SH	GW	EN	S	%
Nathan MacKinnon	2	0	7	7	6	4	0	0	0	0	10	0.0
Mikko Rantanen	2	3	2	5	5	2	1	0	1	1	10	30.0
Cale Makar	2	1	4	5	6	0	0	0	0	0	10	10.0
Devon Toews	2	1	3	4	6	0	0	0	0	0	4	25.0
Logan O'Connor	2	2	0	2	0	0	0	0	0	0	4	50.0

### GOALTENDING

COLUMBUS	GP	MIN	GA	GAA	SO	W	L	OTL	SA	SV%
Joonas Korpisalo	1	60	5	5.01	0	0	1	0	45	.889
Elvis Merzlikins	1	57	5	5.23	0	1	0	0	35	.857

COLORADO	GP	MIN	GA	GAA	SO	W	L	OTL	SA	SV%
Alexandar Georgiev	2	119	4	2.01	0	2	0	0	71	.944





## COLUMBUS VS. COLORADO ALL-TIME

SEASON	W-L-T-O	HOME	AWAY	GF-GA	SF-SA	PP	PK	PIM
2000-01	0-4-0-0	0-2-0-0	0-2-0-0	6-17	84-114	2-of-12	15-of-21	100-62
2001-02	0-4-0-0	0-2-0-0	0-2-0-0	2-16	103-113	1-of-17	8-of-11	43-75
2002-03	0-3-1-0	0-1-1-0	0-2-0-0	7-17	93-155	2-of-15	21-of-25	86-66
2003-04	1-3-0-0	1-1-0-0	0-2-0-0	8-19	154-150	4-of-25	9-of-15	66-78
2005-06	0-3-1-0	0-2-0	0-1-1	3-12	109-149	0-of-11	14-of-21	59-37
2006-07	1-3-0	0-2-0	1-1-0	8-11	113-115	1-of-19	11-of-14	49-49
2007-08	2-2-0	2-0-0	0-2-0	11-13	99-105	1-of-12	13-of-16	70-54
2008-09	4-0-0	2-0-0	2-0-0	17-6	104-113	2-of-10	14-of-17	66-44
2009-10	0-4-0	0-2-0	0-2-0	7-16	110-113	3-of-15	11-of-14	44-44
2010-11	1-2-1	1-1-0	0-1-1	9-15	128-124	1-of-10	11-of-13	60-56
2011-12	2-1-1	0-1-1	2-0-0	9-9	117-127	2-of-13	9-of-10	58-54
2012-13	2-1-0	1-0-0	1-1-0	6-8	97-79	2-of-12	7-of-8	51-57
2013-14	0-1-1	0-0-1	0-1-0	5-8	64-51	0-of-5	0-of-4	19-15
2014-15	1-1-0	0-1-0	1-0-0	4-7	71-62	0-of-5	8-of-10	20-8
2015-16	2-0-0	1-0-0	1-0-0	6-4	57-64	1-of-8	8-of-9	21-21
2016-17	1-0-1	0-0-1	1-0-0	5-5	79-47	0-of-5	3-of-4	15-17
2017-18	1-1-0	1-0-0	0-1-0	5-6	78-59	1-of-8	4-of-6	14-18
2018-19	2-0-0	1-0-0	1-0-0	11-5	72-57	2-of-8	7-of-8	16-16
2019-20	0-2-0	0-1-0	0-1-0	3-6	73-58	2-of-9	3-of-4	23-20
2020-21	DID NOT PLAY							
2021-22	2-0-0	1-0-0	1-0-0	9-6	79-68	0-of-4	7-of-7	14-8
2022-23	0-2-0	0-1-0	0-1-0	4-11	71-81	2-of-8	4-of-6	17-21
<b>TOTAL</b>	<b>22-37-1-5</b>	<b>11-17-1-3</b>	<b>11-20-0-2</b>	<b>145-217</b>	<b>1,955-2,004</b>	<b>29-of-231</b>	<b>187-of-243</b>	<b>916-820</b>

	OVERALL	AT CBJ	AT COL
<b>Current Streak:</b>	0-2-0 since 11/4/22	0-1-0 since 11/5/22	0-1-0 since 11/4/22
<b>Last 10 Games:</b>	5-5-0	5-3-2	6-4-0
<b>Last Win:</b>	11/6/21, 4-2 at CBJ	11/6/21, 4-2	11/3/21, 5-4 OT
<b>Last Regulation Loss:</b>	11/5/22, 1-5 at CBJ	11/5/22, 1-5	11/4/22, 3-6
<b>Most Lopsided Win:</b>	5, 1/2/09 (6-1 at COL)	3, 3x (10/9/18, 5-2)	5, 1/2/09 (6-1)
<b>Most Lopsided Loss:</b>	6, 1/6/04 (0-6 at COL)	5, 3x (2/24/12 most recent, 0-5)	6, 1/6/04 (0-6)
<b>Last OT Game:</b>	11/3/21, 5-4 OTW at COL	3/8/18, 5-4 OTW	11/3/21, 5-4 OTW
<b>OT Record (W-L-T):</b>	5-5-1	3-3-1	2-2-0
<b>Most Goals Scored:</b>	6, 2x (2/5/19 most recent, 6-3 W at COL)	5, 4x (10/9/18 most recent, 5-2 W)	6, 2x (2/5/19 most recent, 6-3 W)
<b>Most Goals Allowed:</b>	6, 2x (11/4/22 most recent, 3-6 at COL)	5, 8x (11/5/22 most recent, 1-5 L)	6, 2x (11/4/22 most recent, 3-6 L)
<b>Most Goals, Both Teams:</b>	9, 8x (11/4/22 most recent, 3-6 L at COL)	9, 3x (3/8/18 most recent, 5-4 OTW)	9, 5x (11/4/22 most recent, 3-6 L)
<b>Longest Win Streak:</b>	4, 10/30/08 - 2/10/09	4, 12/5/07 - 2/10/09	3, 1/4/15 - 12/1/16
<b>Longest Pts. Streak:</b>	4, 2x, 10/24/15 - 12/1/16, most recent (3-0-0-1)	4, 2x, 1/16/16 - 2/5/19, most recent (3-0-0-1)	3, 2x, 1/4/15 - 12/1/16, most recent
<b>Longest Pointless Streak:</b>	10, 10/14/00 - 1/23/03	5, 4/2/04 - 11/17/06	8, 10/14/00 - 1/6/04
<b>Longest Winless Streak:</b>	14, 10/14/00 - 1/6/04 (0-13-1-0)	6, 10/18/00 - 3/13/03 (0-5-1-0)	10, 10/14/00 - 3/2/06 (0-9-0-1)

## ALL-TIME RESULTS

2000-01	(0-4-0-0)	2001-02	(0-4-0-0)	2002-03	(0-3-1-0)	2003-04	(1-3-0-0)	2005-06	(0-3-1)	2006-07	(1-3-0)
10/14	at COL 3, CBJ 1	10/20	COL 5, at CBJ 0	11/12	at COL 5, CBJ 4	12/6	at COL 5, CBJ 1	11/25	COL 5, at CBJ 0	11/1	COL 5, at CBJ 3
10/18	COL 5, at CBJ 1	12/8	COL 2, at CBJ 0	1/23	at COL 5, CBJ 0	1/6	at COL 6, CBJ 0	1/7	at COL 3, CBJ 2 SO	11/17	COL 3, at CBJ 0
11/22	at COL 5, CBJ 2	12/12	at COL 5, CBJ 1	1/28	at CBJ 2, COL 2 OT	2/28	at CBJ 5, COL 4 OT	2/10	COL 4, at CBJ 1	12/5	CBJ 3, at COL 0
1/10	COL 4, at CBJ 2	3/6	at COL 4, CBJ 1	3/13	COL 5, at CBJ 1	4/2	COL 4, at CBJ 2	3/2	at COL 1, CBJ 0	2/27	at COL 3, CBJ 2
2007-08	(2-2-0)	2008-09	(4-0-0)	2009-10	(0-4-0)	2010-11	(1-2-1)	2011-12	(2-1-1)	2012-13	(2-1-0)
10/13	at COL 5, CBJ 1	10/30	CBJ 4, at COL 2	12/5	COL 3, at CBJ 2	10/30	at COL 5, CBJ 1	10/12	COL 3, at CBJ 2 SO	1/24	at COL 4, CBJ 0
12/5	at CBJ 5, COL 4	1/2	CBJ 6, at COL 1	12/19	at COL 5, CBJ 2	11/12	COL 5, at CBJ 1	2/24	COL 5, at CBJ 0	3/3	at CBJ 2, COL 1 OT
12/12	at CBJ 4, COL 1	1/13	at CBJ 4, COL 3	1/2	COL 3, at CBJ 2	2/11	at CBJ 3, COL 1	3/1	CBJ 2, at COL 0	4/15	CBJ 4, at COL 3 OT
1/20	at COL 3, CBJ 1	2/10	at CBJ 3, COL 0	2/2	at COL 5, CBJ 1	3/22	at COL 5, CBJ 4 SO	4/5	CBJ 5, at COL 2		
2013-14	(0-1-1)	2014-15	(1-1-0)	2015-16	(2-0-0)	2016-17	(1-0-1)	2017-18	(1-1-0)	2018-19	(2-0-0)
12/31	at COL 5, CBJ 3	1/4	CBJ 4, at COL 3	10/24	CBJ 4, at COL 3	11/21	COL 3, at CBJ 2 OT	1/4	at COL 2, CBJ 0	10/9	at CBJ 5, COL 2
4/1	COL 3, at CBJ 2 OT	3/7	COL 4, at CBJ 0	1/16	at CBJ 2, COL 1	12/1	CBJ 3, at COL 2	3/8	at CBJ 5, COL 4 OT	2/5	CBJ 6, at COL 3
2019-20	(0-2-0)	2020-21	(0-0-0)	2021-22	(2-0-0)	2022-23	(0-2-0)				
11/9	at COL 4, CBJ 2	DID NOT PLAY		11/3	CBJ 5, at COL 4 OT	11/4	at COL 6, CBJ 3				
2/8	COL 2, at CBJ 1			11/6	at CBJ 4, COL 2	11/5	COL 5, at CBJ 1				

### SHUTOUTS

<b>CBJ</b>	3	12/5/06, Norrena 42 saves (3-0 at COL); 2/10/09, LaCosta 31 saves (3-0 at CBJ); 3/1/12, Mason 33 saves (2-0 at COL)
<b>COL</b>	11	10/20/01, Roy 24 saves (0-5 at CBJ); 12/8/01, Roy 26 saves (0-2 at CBJ); 1/23/03, Roy 18 saves (0-5 at COL); 1/6/04, Aebischer 35 saves (0-6 at COL); 11/25/05, Aebischer 35 saves (0-5 at CBJ); 3/2/06, Aebischer 24 saves (0-1 at COL); 11/17/06, Budaj 25 saves (0-3 at CBJ); 2/24/12, Varlamov 28 saves (0-5 at CBJ); 1/24/13, Varlamov 33 saves (0-4 at COL); 3/7/15, Varlamov 44 saves (0-4 at CBJ); 1/4/18, Bernier 34 saves (0-2 at COL)

### HAT TRICKS

<b>CBJ</b>	1	4/5/12, Atkinson against Varlamov (3) (5-2 W at COL)
<b>COL</b>	3	3/13/03, Sakic against Denis (3) (1-5 L at CBJ); 10/13/07, Sakic against Leclaire (3) (1-5 L at COL); 11/4/22, Rantanen against Merzlikins (2, EN) (3-6 L at COL)


### PENALTY SHOTS

<b>CBJ</b>	1	1/2/09, Nash goal against Budaj (6-1 W at COL)
<b>COL</b>	3	12/12/01, Podein unsuccessful against Denis (1-5 L at COL); 1/23/03, McAmmond unsuccessful against Denis (0-5 L at COL); 2/28/04, Kariya unsuccessful against Denis (5-4 OTW at CBJ)

## DALLAS STARS

American Airlines Center / 2500 Victory Ave. / Dallas, TX 75219

dallasstars.com / p: 214.387.5500 / @DallasStars



JASON ROBERTSON

### DIRECTORY

**First Season:** 1967-68

(Relocated from Minneapolis-St. Paul in 1993)

**Home Ice:** American Airlines Center

**Capacity:** 18,532 (opened in 2001)

**Playoff Appearances:** 35 (most recent, 2022-23)

**Stanley Cup Titles:** 1 (1999)

**General Manager:** Jim Nill

**Head Coach:** Peter DeBoer

**Assistant Coaches:**

Steve Spott, Alain Nasreddine, Misha Donskov

**Public Relations Contact:** Joe Calvillo

**TV/Radio Play-by-Play:** Josh Bogorad

**TV/Radio Color Analyst:** Daryl Reaugh

### 2023-24 SCHEDULE

DATE	HOME/AWAY	START (ET)
Oct. 30	at DAL	8 p.m.
Nov. 9	at CBJ	7:30 p.m.

### 2022-23 SEASON

**Record:** 47-21-14, 108 pts.

**Home:** 22-10-9, 53 pts.

**Away:** 25-11-5, 55 pts.

**Playoffs:** Lost 4-2 (VGK) in West Finals

### LEADERS

**Points:** Jason Robertson, 109

**Goals:** Jason Robertson, 46

**Assists:** Jason Robertson, 63

**+/- (min. 40 GP):** Joe Pavelski, +42

**Def. Points:** Miro Heiskanen, 73

**Goaltending:** Jake Oettinger, 37-11-11, 2.37 GAA

### 2022-23 RESULTS (1-1-0)

DATE	RESULT	ATTN	W/L GOALTENDERS	GW GOAL
Dec. 19, 2022	DAL 2, at CBJ 1	16,402	Jake Oettinger / Daniil Tarasov	Jason Robertson
Feb. 18, 2023	CBJ 4, at DAL 1	18,532	Joonas Korpisalo / Scott Wedgewood	Adam Boqvist

GOALS BY PERIOD	1ST	2ND	3RD	OT	TOTAL
Columbus	1	0	4	-	5
Dallas	0	2	1	-	3

SHOTS BY PERIOD	1ST	2ND	3RD	OT	TOTAL
Columbus	26	16	22	-	64
Dallas	29	20	14	-	63

POWER PLAY	GOALS	ATTEMPTS	PCT
Columbus	0	2	0.0
Dallas	0	1	0.0

PENALTY KILLING	KILLS	ATTEMPTS	PCT
Columbus	1	1	100.0
Dallas	2	2	100.0

### SKATERS

COLUMBUS	GP	G	A	P	+/-	PIM	PP	SH	GW	EN	S	%
Mathieu Olivier	2	1	2	3	3	0	0	0	0	0	1	100.0
Eric Robinson	2	1	1	2	2	0	0	0	0	1	6	16.7
Sean Kuraly	2	0	2	2	2	2	0	0	0	0	3	0.0
Jack Roslovic	2	0	2	2	2	0	0	0	0	0	6	0.0
Kent Johnson	2	1	0	1	-1	0	0	0	0	0	3	33.3

DALLAS	GP	G	A	P	+/-	PIM	PP	SH	GW	EN	S	%
Ty Dellandrea	2	1	0	1	0	2	0	0	0	0	3	33.3
Wyatt Johnston	2	1	0	1	0	0	0	0	0	0	1	100.0
Jason Robertson	2	1	0	1	-1	0	0	0	1	1	9	11.1
Jamie Benn	2	0	1	1	0	0	0	0	0	0	2	0.0
Ryan Suter	2	0	1	1	-2	0	0	0	0	0	2	0.0

### GOALTENDING

COLUMBUS	GP	MIN	GA	GAA	SO	W	L	OTL	SA	SV%
Joonas Korpisalo	1	59	1	1.01	0	1	0	0	29	.966
Daniil Tarasov	1	58	1	1.03	0	0	1	0	33	.970

DALLAS	GP	MIN	GA	GAA	SO	W	L	OTL	SA	SV%
Jake Oettinger	1	60	1	1.00	0	1	0	0	28	.964
Scott Wedgewood	1	59	3	3.03	0	0	1	0	36	.917





## COLUMBUS VS. DALLAS ALL-TIME

SEASON	W-L-T/O	HOME	AWAY	GF-GA	SF-SA	PP	PK	PIM
2000-01	1-3-0-0	1-1-0-0	0-2-0-0	5-13	88-106	2-of-9	13-of-16	41-29
2001-02	0-4-0-0	0-2-0-0	0-2-0-0	8-16	102-116	2-of-11	11-of-14	49-43
2002-03	1-2-0-1	1-1-0-0	0-1-0-1	8-11	87-144	3-of-16	20-of-20	65-68
2003-04	0-4-0-0	0-2-0-0	0-2-0-0	7-12	86-117	3-of-18	10-of-11	40-62
2005-06	1-3-0	1-1-0	0-2-0	13-18	92-126	4-of-24	20-of-27	54-50
2006-07	3-1-0	1-1-0	2-0-0	7-7	105-101	0-of-13	18-of-22	50-32
2007-08	1-1-2	0-0-2	1-1-0	8-8	121-111	4-of-19	17-of-17	55-58
2008-09	1-1-2	0-1-1	1-0-1	15-18	136-101	3-of-17	14-of-17	95-65
2009-10	3-1-0	2-0-0	1-1-0	9-5	129-103	4-of-16	16-of-16	58-69
2010-11	2-2-0	1-1-0	1-1-0	5-8	127-101	1-of-12	18-of-21	78-50
2011-12	1-3-0	0-2-0	1-1-0	10-12	112-123	4-of-15	11-of-12	33-39
2012-13	2-0-1	1-0-1	1-0-0	9-7	82-96	2-of-12	6-of-8	32-40
2013-14	2-0-0	1-0-0	1-0-0	7-3	45-67	2-of-5	5-of-7	16-12
2014-15	1-1-0	0-1-0	1-0-0	6-6	55-61	2-of-9	6-of-6	24-24
2015-16	1-1-0	1-0-0	0-1-0	7-8	68-77	1-of-4	6-of-6	29-25
2016-17	2-0-0	1-0-0	1-0-0	6-2	54-70	1-of-4	9-of-9	28-18
2017-18	2-0-0	1-0-0	1-0-0	3-2	52-58	0-of-3	4-of-4	10-8
2018-19	2-0-0	1-0-0	1-0-0	6-2	62-55	2-of-6	5-of-6	19-19
2019-20	1-0-0	1-0-0	0-0-0	3-2	35-32	0-of-3	2-of-2	4-6
2020-21	3-4-1	2-1-1	1-3-0	17-29	190-239	1-of-14	14-of-18	58-40
2021-22	1-1-0	1-0-0	0-1-0	6-4	48-69	0-of-6	4-of-4	10-14
2022-23	1-1-0	0-1-0	1-0-0	5-3	64-63	0-of-2	1-of-1	2-4
<b>TOTAL</b>	<b>32-33-0-7</b>	<b>17-15-0-5</b>	<b>15-18-0-2</b>	<b>170-196</b>	<b>1,940-2,136</b>	<b>41-of-238</b>	<b>230-of-264</b>	<b>850-775</b>

	OVERALL	AT CBJ	AT DAL
<b>Current Streak:</b>	1-0-0 since 2/18/23	0-1-0 since 12/19/22	1-0-0 since 2/18/23
<b>Last 10 Games:</b>	4-5-1	7-2-1	5-5-0
<b>Last Win:</b>	2/18/23, 4-1 at DAL	10/25/21, 4-1	2/18/23, 4-1
<b>Last Regulation Loss:</b>	12/19/22, 1-2 at CBJ	12/19/22, 1-2	12/2/21, 2-3
<b>Most Lopsided Win:</b>	3, 7x (2/18/23 most recent, 4-1 at DAL)	3, 3x (10/25/21 most recent, 4-1)	3, 4x (2/18/23 most recent, 4-1)
<b>Most Lopsided Loss:</b>	5, 3/6/21 (0-5 at DAL)	4, 1/31/09 (3-7)	5, 3/6/21 (0-5)
<b>Last OT Game:</b>	3/14/21, 1-2 SOL at CBJ	3/14/21, 1-2 SOL	12/18/08, 5-6 SOL
<b>OT Record (W-L-T):</b>	8-7-0	6-5-0	2-2-0
<b>Most Goals Scored:</b>	6, 12/29/15 (6-3 W at CBJ)	6, 12/29/15 (6-3 W)	5, 2x (12/18/08 most recent, 5-6 SOL)
<b>Most Goals Allowed:</b>	7, 1/31/09 (3-7 L at CBJ)	7, 1/31/09 (3-7 L)	6, 2x (12/18/08 most recent, 5-6 SOL)
<b>Most Goals, Both Teams:</b>	11, 12/18/08 (5-6 SOL at DAL)	10, 1/31/09 (3-7 L)	11, 12/18/08 (5-6 SOL)
<b>Longest Win Streak:</b>	8, 12/29/15 - 10/16/19	5, 12/29/15 - 10/16/19	4, 2x, 10/22/16 - 3/4/21, most recent
<b>Longest Pts. Streak:</b>	8, 12/29/15 - 10/16/19 (8-0-0-0)	5, 12/29/15 - 10/16/19 (5-0-0-0)	4, 3x, 10/22/16 - 3/4/21, most recent (4-0-0-0)
<b>Longest Pointless Streak:</b>	9, 1/22/03 - 4/11/06	4, 3/11/03 - 12/21/05	5, 1/22/03 - 4/11/06
<b>Longest Winless Streak:</b>	10, 11/17/02 - 4/11/06 (0-9-0-1)	4, 2x, 10/17/07 - 2/16/09, most recent (0-1-0-3)	10, 11/1/00 - 4/11/06 (0-9-0-1)

## ALL-TIME RESULTS

2000-01	(1-3-0-0)	2001-02	(0-4-0-0)	2002-03	(1-2-0-1)	2003-04	(0-4-0-0)	2005-06	(1-3-0)	2006-07	(3-1-0)
11/1	at DAL 4, CBJ 0	12/22	DAL 4, at CBJ 2	11/1	at CBJ 4, DAL 2	10/25	DAL 3, at CBJ 2	11/18	at DAL 6, CBJ 3	12/12	CBJ 3, at DAL 1
11/14	at CBJ 3, DAL 2	1/21	DAL 5, at CBJ 3	11/17	at DAL 3, CBJ 2 OT	12/27	DAL 4, at CBJ 3	12/21	DAL 5, at CBJ 3	3/2	CBJ 3, at DAL 2 SO
11/24	at DAL 3, CBJ 0	1/28	at DAL 4, CBJ 2	1/22	at DAL 4, CBJ 2	2/4	at DAL 1, CBJ 0	4/11	at DAL 3, CBJ 2	3/9	DAL 3, at CBJ 0
11/25	DAL 4, at CBJ 2	4/1	at DAL 3, CBJ 1	3/11	DAL 2, at CBJ 0	3/3	at DAL 4, CBJ 2	4/18	at CBJ 5, DAL 4 OT	4/5	at CBJ 2, DAL 1 OT
2007-08	(1-1-2)	2008-09	(1-1-2)	2009-10	(3-1-0)	2010-11	(2-2-0)	2011-12	(1-3-0)	2012-13	(2-0-1)
10/17	DAL 3, at CBJ 2 SO	10/10	CBJ 5, at DAL 4 OT	11/19	CBJ 4, at DAL 1	12/6	at CBJ 3, DAL 2 SO	10/15	at DAL 4, CBJ 2	1/28	at CBJ 2, DAL 1
12/3	DAL 2, at CBJ 1 SO	12/18	at DAL 6, CBJ 5 SO	12/23	at DAL 3, CBJ 1	12/18	DAL 2, at CBJ 1	10/18	DAL 3, at CBJ 2	2/26	DAL 5, at CBJ 4 OT
1/19	at DAL 3, CBJ 1	1/31	DAL 7, at CBJ 3	1/10	at CBJ 2, DAL 0	2/13	CBJ 2, at DAL 1	12/29	CBJ 4, at DAL 1	4/25	CBJ 3, at DAL 1
1/22	CBJ 4, at DAL 2	2/16	DAL 3, at CBJ 2 SO	2/4	at CBJ 2, DAL 1	4/5	at DAL 3, CBJ 0	2/9	DAL 4, at CBJ 2		
2013-14	(2-0-0)	2014-15	(1-1-0)	2015-16	(1-1-0)	2016-17	(2-0-0)	2017-18	(2-0-0)	2018-19	(2-0-0)
3/4	at CBJ 4, DAL 2	10/14	DAL 4, at CBJ 2	12/15	at DAL 5, CBJ 1	10/22	CBJ 3, at DAL 0	1/2	CBJ 2, at DAL 1	11/6	at CBJ 4, DAL 1
4/9	CBJ 3, at DAL 1	1/6	CBJ 4, at DAL 2	12/29	at CBJ 6, DAL 3	11/1	at CBJ 3, DAL 2 OT	1/18	at CBJ 2, DAL 1 SO	11/12	CBJ 2, at DAL 1
2019-20	(1-0-0)	2020-21	(3-4-1)	3/13	at CBJ 4, DAL 3 OT	2021-22	(1-1-0)	2022-23	(1-1-0)		
10/16	at CBJ 3, DAL 2	2/2	DAL 6, at CBJ 3	3/14	DAL 2, at CBJ 1 SO	10/25	at CBJ 4, DAL 1	12/19	DAL 2, at CBJ 1		
		2/4	at CBJ 4, DAL 3	4/15	at DAL 4, CBJ 1	12/2	at DAL 3, CBJ 2	2/18	CBJ 4, at DAL 1		
		3/4	CBJ 3, at DAL 2	4/17	at DAL 5, CBJ 1						
		3/6	at DAL 5, CBJ 0								

### SHUTOUTS

<b>CBJ</b>	2	1/10/10, Garon 26 saves (2-0 at CBJ); 10/22/16, Bobrovsky 32 saves (3-0 at DAL)
<b>DAL</b>	7	11/1/00, Belfour 14 saves (0-4 at DAL); 11/24/00, Belfour 23 saves (0-3 at DAL); 3/11/03, Tugnutt 25 saves (0-2 at CBJ); 2/4/04, Turco 18 saves (0-1 at DAL); 3/9/07, Turco 30 saves (0-3 at CBJ); 4/5/11, Lehtonen 23 saves (0-3 at DAL); 3/6/21, Oettinger 21 saves (0-5 at DAL)

### HAT TRICKS

<b>CBJ</b>	0	None
<b>DAL</b>	3	3/3/04, Guerin against against Denis (3) (2-4 L at DAL); 12/18/08, Eriksson against Leclaire (3) (5-6 SOL at DAL); 10/14/14, Seguin against Bobrovsky (2) and 1 EN (2-4 L at CBJ)

### PENALTY SHOTS

<b>CBJ</b>	2	10/22/16, Atkinson unsuccessful against Lehtonen (3-0 W at DAL); 3/13/21, Bemstrom unsuccessful against Oettinger (4-3 OTW at CBJ)
<b>DAL</b>	0	None



## DETROIT RED WINGS

Little Caesars Arena / 2645 Woodward Ave. / Detroit, MI 48201

detroitredwings.com / p: 313.471.7000 / @DetroitRedWings



DYLAN LARKIN

### DIRECTORY

**First Season:** 1926-27

**Home Ice:** Little Caesars Arena

**Capacity:** 19,515 (opened in 2017)

**Playoff Appearances:** 64 (most recent, 2015-16)

**Stanley Cup Titles:** 11 (most recent, 2008)

**EVP and General Manager:** Steve Yzerman

**Head Coach:** Derek Lalonde

**Associate Coach:** Bob Boughner

**Assistant Coaches:** Alex Tanguay, Jay Varady

**Public Relations Contact:** Todd Beam

**TV Play-by-Play:** Ken Daniels

**TV Color Analyst:** Mickey Redmond

**Radio Play-by-Play:** Ken Kal

**Radio Color Analyst:** Paul Woods

### 2023-24 SCHEDULE

DATE	HOME/AWAY	START (ET)
Oct. 16	at CBJ	7 p.m.
Nov. 11	at DET	1 p.m.
Mar. 19	at DET	7 p.m.

### 2022-23 SEASON

**Record:** 35-37-10, 80 pts.

**Home:** 19-17-5, 43 pts.

**Away:** 16-20-5, 37 pts.

**Playoffs:** Did not qualify

### LEADERS

**Points:** Dylan Larkin, 79

**Goals:** Dylan Larkin, 32

**Assists:** Dylan Larkin, 47

**+/- (min. 40 GP):** Jake Walman, +10

**Def. Points:** Moritz Seider, 42

**Goaltending:** Ville Husso, 26-22-7, 3.11 GAA

### 2022-23 RESULTS (1-2-0)

DATE	RESULT	ATTN	W/L GOALTENDERS	GW GOAL
Nov. 19, 2022	DET 6, at CBJ 1	18,693	Ville Husso / Joonas Korpisalo	Filip Hronek
Dec. 4, 2022	DET 4, at CBJ 2	16,087	Ville Husso / Joonas Korpisalo	Lucas Raymond
Jan. 14, 2023	CBJ 4, at DET 3	19,515	Elvis Merzlikins / Ville Husso	Patrik Laine

GOALS BY PERIOD	1ST	2ND	3RD	OT	TOTAL
Columbus	3	3	1	-	7
Detroit	3	4	6	-	13

SHOTS BY PERIOD	1ST	2ND	3RD	OT	TOTAL
Columbus	34	28	25	-	87
Detroit	34	32	34	-	100

POWER PLAY	GOALS	ATTEMPTS	PCT
Columbus	1	6	16.7
Detroit	4	10	40.0

PENALTY KILLING	KILLS	ATTEMPTS	PCT
Columbus	6	10	60.0
Detroit	5	6	83.3

### SKATERS

COLUMBUS	GP	G	A	P	+/-	PIM	PP	SH	GW	EN	S	%
Johnny Gaudreau	3	0	4	4	4	0	0	0	0	0	7	0.0
Patrik Laine	2	3	0	3	2	0	0	0	1	0	10	30.0
Boone Jenner	3	0	3	3	1	0	0	0	0	0	8	0.0
Jack Roslovic	2	0	3	3	1	2	0	0	0	0	3	0.0
Kent Johnson	3	1	1	2	0	0	0	0	0	0	6	16.7

DETROIT	GP	G	A	P	+/-	PIM	PP	SH	GW	EN	S	%
Filip Hronek	3	2	3	5	3	0	0	0	1	0	8	25.0
Lucas Raymond	3	2	2	4	1	0	1	0	1	0	3	66.7
Dylan Larkin	3	1	3	4	1	0	1	0	0	0	9	11.1
Dominik Kubalik	3	2	1	3	2	2	2	0	0	0	10	20.0
Andrew Copp	3	1	2	3	2	0	0	0	0	0	6	16.7

### GOALTENDING

COLUMBUS	GP	MIN	GA	GAA	SO	W	L	OTL	SA	SV%
Elvis Merzlikins	1	60	3	3.00	0	1	0	0	28	.893
Joonas Korpisalo	2	117	10	5.14	0	0	2	0	72	.861

DETROIT	GP	MIN	GA	GAA	SO	W	L	OTL	SA	SV%
Ville Husso	3	178	7	2.35	0	2	1	0	87	.920







## EDMONTON OILERS

Rogers Place / 10220 104 Ave. NW / Edmonton, AB T5J 4A8  
edmontonoilers.com / p: 780.414.4000 / @EdmontonOilers



CONNOR MCDAVID

### DIRECTORY

**First Season:** 1979-80  
**Home Ice:** Rogers Place  
**Capacity:** 18,641 (opened in 2016)  
**Playoff Appearances:** 25 (most recent, 2022-23)  
**Stanley Cup Titles:** 5 (most recent, 1990)  
**President and General Manager:** Ken Holland  
**Head Coach:** Jay Woodcroft  
**Assistant Coaches:**  
Glen Gulutzan, Dave Manson, Mark Stuart  
**Public Relations Contact:** Jamie Cartmell

**TV Play-by-Play:** Jack Michaels  
**TV Color Analyst:** Louie DeBrusk  
**Radio Play-by-Play:** Jack Michaels, Cam Moon  
**Radio Color Analyst:** Bob Stauffer

### 2023-24 SCHEDULE

DATE	HOME/AWAY	START (ET)
Jan. 23	at EDM	9 p.m.
Mar. 7	at CBJ	7 p.m.

### 2022-23 SEASON

**Record:** 50-23-9, 109 pts.  
**Home:** 23-12-6, 52 pts.  
**Away:** 27-11-3, 57 pts.  
**Playoffs:** Lost 4-2 (VGK) in West Semifinals

### LEADERS

**Points:** Connor McDavid, 153  
**Goals:** Connor McDavid, 64  
**Assists:** Connor McDavid, 89  
**+/- (min. 40 GP):** Mattias Ekholm, +28  
**Def. Points:** Darnell Nurse, 43  
**Goaltending:** Stuart Skinner, 29-14-5, 2.75 GAA

### 2022-23 RESULTS (2-0-0)

DATE	RESULT	ATTN	W/L GOALTENDERS	GW GOAL
Jan. 25, 2023	CBJ 3, at EDM 2 (OT)	16,986	Joonas Korpisalo / Stuart Skinner	Kent Johnson
Feb. 25, 2023	at CBJ 6, EDM 5	19,004	Joonas Korpisalo / Stuart Skinner	Jack Roslovic

GOALS BY PERIOD	1ST	2ND	3RD	OT	TOTAL
Columbus	2	3	3	1	9
Edmonton	0	6	1	0	7

SHOTS BY PERIOD	1ST	2ND	3RD	OT	TOTAL
Columbus	18	18	14	3	53
Edmonton	20	28	35	0	83

POWER PLAY	GOALS	ATTEMPTS	PCT
Columbus	1	6	16.7
Edmonton	2	5	40.0

PENALTY KILLING	KILLS	ATTEMPTS	PCT
Columbus	3	5	60.0
Edmonton	5	6	83.3

### SKATERS

COLUMBUS	GP	G	A	P	+/-	PIM	PP	SH	GW	EN	S	%
Jack Roslovic	2	2	2	4	4	0	0	0	1	0	5	40.0
Patrik Laine	2	1	3	4	0	0	0	0	0	0	10	10.0
Kirill Marchenko	2	3	0	3	1	0	0	0	0	0	7	42.9
Boone Jenner	2	2	1	3	0	0	1	0	0	0	6	33.3
Kent Johnson	2	1	2	3	3	0	0	0	1	0	5	20.0

EDMONTON	GP	G	A	P	+/-	PIM	PP	SH	GW	EN	S	%
Connor McDavid	2	2	3	5	2	0	0	1	0	0	10	20.0
Zach Hyman	2	2	0	2	-1	2	1	0	0	0	6	33.3
Tyson Barrie	2	0	2	2	0	0	0	0	0	0	4	0.0
Brett Kulak	2	0	2	2	-1	2	0	0	0	0	5	0.0
Leon Draisaitl	2	1	0	1	-1	0	1	0	0	0	7	14.3

### GOALTENDING

COLUMBUS	GP	MIN	GA	GAA	SO	W	L	OTL	SA	SV%
Joonas Korpisalo	2	122	7	3.44	0	2	0	0	83	.916

EDMONTON	GP	MIN	GA	GAA	SO	W	L	OTL	SA	SV%
Stuart Skinner	2	95	5	3.17	0	0	1	1	39	.872
Jack Campbell	1	26	4	9.25	0	0	0	0	14	.714

OPPONENTS





## COLUMBUS VS. EDMONTON ALL-TIME

SEASON	W-L-T/O	HOME	AWAY	GF-GA	SF-SA	PP	PK	PIM
2000-01	1-3-0-0	1-1-0-0	0-2-0-0	11-14	92-114	2-of-13	12-of-18	50-40
2001-02	1-3-0-0	0-2-0-0	1-1-0-0	5-12	98-113	2-of-18	13-of-14	68-97
2002-03	0-3-1-0	0-1-1-0	0-2-0-0	9-18	85-122	1-of-15	7-of-11	36-44
2003-04	0-1-2-1	0-0-2-0	0-1-0-1	12-14	117-132	5-of-20	15-of-16	38-48
2005-06	2-2-0	1-1-0	1-1-0	7-12	104-111	1-of-19	15-of-19	54-54
2006-07	1-3-0	0-2-0	1-1-0	7-13	100-115	3-of-15	15-of-19	91-84
2007-08	1-1-2	1-0-1	0-1-1	9-10	139-94	2-of-18	13-of-15	39-80
2008-09	2-2-0	1-1-0	1-1-0	11-15	132-86	2-of-19	8-of-12	35-49
2009-10	3-1-0	2-0-0	1-1-0	15-13	122-115	4-of-13	15-of-20	61-47
2010-11	2-2-0	2-0-0	0-2-0	11-15	143-127	1-of-18	16-of-19	59-59
2011-12	1-3-0	1-1-0	0-2-0	10-17	118-122	4-of-17	10-of-13	35-43
2012-13	1-2-0	1-1-0	0-1-0	8-12	108-68	1-of-13	9-of-9	48-18
2013-14	1-1-0	1-0-0	0-1-0	4-9	42-59	2-of-6	7-of-11	29-19
2014-15	2-0-0	1-0-0	1-0-0	7-7	51-82	1-of-5	7-of-11	29-17
2015-16	1-1-0	1-0-0	0-1-0	7-8	64-71	1-of-8	3-for-6	22-30
2016-17	2-0-0	1-0-0	1-0-0	6-2	66-56	4-of-9	7-of-7	19-23
2017-18	1-1-0	0-1-0	1-0-0	9-10	56-63	0-of-5	4-of-7	24-20
2018-19	0-2-0	0-1-0	0-1-0	1-8	50-46	0-of-1	1-of-2	4-2
2019-20	0-2-0	0-1-0	0-1-0	2-8	70-55	1-of-6	5-of-6	14-12
2020-21	DID NOT PLAY							
2021-22	1-1-0	1-0-0	0-1-0	7-7	69-80	1-of-7	5-of-8	18-26
2022-23	2-0-0	1-0-0	1-0-0	9-7	53-83	1-of-6	3-of-5	22-14
<b>TOTAL</b>	<b>25-34-3-3</b>	<b>16-13-3-1</b>	<b>9-21-0-2</b>	<b>167-231</b>	<b>1,879-1,914</b>	<b>39-of-251</b>	<b>191-248</b>	<b>795-825</b>

	OVERALL	AT CBJ	AT EDM
<b>Current Streak:</b>	3-0-0 since 4/24/22	2-0-0 since 4/24/22	1-0-0 since 1/25/23
<b>Last 10 Games:</b>	4-6-0	7-3-0	4-6-0
<b>Last Win:</b>	2/25/23, 6-5 at CBJ	2/25/23, 6-5	1/25/23, 3-2 OT
<b>Last Regulation Loss:</b>	12/16/21, 2-5 at EDM	10/30/19, 1-4	12/16/21, 2-5
<b>Most Lopsided Win:</b>	4, 2x (3/27/18 most recent, 7-3 at EDM)	3, 3x (4/24/22 most recent, 5-2)	4, 2x (3/27/18 most recent, 7-3)
<b>Most Lopsided Loss:</b>	7, 11/19/13 (0-7 at EDM)	5, 2x (12/12/17 most recent, 2-7)	7, 11/19/13 (0-7)
<b>Last OT Game:</b>	1/25/23, 3-2 OTW at EDM	3/13/15, 5-4 SOW	1/25/23, 3-2 OTW
<b>OT Record (W-L-T):</b>	8-3-3	5-1-3	3-2-0
<b>Most Goals Scored:</b>	7, (3/27/18, 7-3 W at EDM)	6, 2x (2/25/23 most recent, 6-5 W)	7, 3/27/18 (7-3 W)
<b>Most Goals Allowed:</b>	8, 1/13/03 (5-8 L at EDM)	7, 2x (12/12/17 most recent, 2-7 L)	8, 1/13/03 (5-8 L)
<b>Most Goals, Both Teams:</b>	13, 1/13/03 (5-8 L at EDM)	11, 2/25/23 (6-5 W)	13, 1/13/03 (5-8 L)
<b>Longest Win Streak:</b>	4, 11/16/09 - 10/28/10	5, 2x, 3/5/13 - 1/3/17, most recent	2, 2x, 12/13/16 - 3/27/17, most recent
<b>Longest Pts. Streak:</b>	4, 2x, 11/16/09 - 10/28/10 (4-0-0-0)	5, 2x, 3/5/13 - 1/3/17, most recent (5-0-0-0)	2, 2x, 12/13/16 - 3/27/18, most recent (2-0-0-0)
<b>Longest Pointless Streak:</b>	5, 3/2/19 - 12/16/21	3, 2x, 12/12/17 - 10/30/19	6, 12/16/10 - 11/19/13
<b>Longest Winless Streak:</b>	12, 11/9/01 - 11/11/05 (0-8-3-1)	7, 10/25/01 - 11/11/05 (0-4-3-0)	6, 2x, 12/16/10 - 11/19/13, most recent (0-6-0-0)

## ALL-TIME RESULTS

2000-01	(1-3-0-0)	2001-02	(1-3-0-0)	2002-03	(0-3-1-0)	2003-04	(0-1-2-1)	2005-06	(2-2-0)	2006-07	(1-3-0)
11/5	EDM 4, at CBJ 2	10/25	EDM 5, at CBJ 2	11/27	EDM 3, at CBJ 1	10/30	at EDM 4, CBJ 3 OT	11/1	at EDM 5, CBJ 1	11/10	EDM 4, at CBJ 1
1/3	at CBJ 5, EDM 2	11/2	CBJ 2, at EDM 1	1/13	at EDM 8, CBJ 5	11/25	at CBJ 3, EDM 3 OT	11/11	EDM 3, at CBJ 1	12/2	CBJ 4, at EDM 0
1/7	at EDM 4, CBJ 2	11/9	EDM 3, at CBJ 0	3/1	at CBJ 3, EDM 3 OT	1/18	at CBJ 4, EDM 4 OT	2/2	CBJ 2, at EDM 1 SO	1/31	at EDM 5, CBJ 2
3/26	at EDM 4, CBJ 2	3/26	at EDM 3, CBJ 1	3/28	at EDM 4, CBJ 0	3/16	at EDM 3, CBJ 2	3/11	at CBJ 4, EDM 3 OT	2/22	EDM 4, at CBJ 0
2007-08	(1-1-2)	2008-09	(2-2-0)	2009-10	(3-1-0)	2010-11	(2-2-0)	2011-12	(1-3-0)	2012-13	(1-2-0)
11/26	at EDM 3, CBJ 1	11/5	at CBJ 5, EDM 4	10/22	at EDM 6, CBJ 4	10/28	at CBJ 3, EDM 2 SO	12/2	at EDM 6, CBJ 3	2/10	EDM 3, at CBJ 1
12/31	at CBJ 4, EDM 2	11/18	EDM 7, at CBJ 2	11/16	at CBJ 3, EDM 2 SO	12/16	at EDM 6, CBJ 3	1/17	at CBJ 4, EDM 2	3/5	at CBJ 4, EDM 3 SO
3/2	at EDM 4, CBJ 3 SO	1/20	at EDM 4, CBJ 3	1/7	CBJ 4, at EDM 2	2/5	at CBJ 4, EDM 3	3/14	at EDM 3, CBJ 0	3/28	at EDM 6, CBJ 4
3/7	EDM 2, at CBJ 1 OT	2/26	CBJ 1, at EDM 0	3/15	at CBJ 5, EDM 3	3/3	at EDM 4, CBJ 2	3/25	EDM 6, at CBJ 3		
2013-14	(1-1-0)	2014-15	(2-0-0)	2015-16	(1-1-0)	2016-17	(2-0-0)	2017-18	(1-1-0)	2018-19	(0-2-0)
11/19	at EDM 7, CBJ 0	3/13	at CBJ 5, EDM 4 SO	2/2	at EDM 5, CBJ 1	12/13	CBJ 3, at EDM 1	12/12	EDM 7, at CBJ 2	3/2	EDM 4, at CBJ 0
11/29	at CBJ 4, EDM 2	3/18	CBJ 4, at EDM 3 SO	3/4	at CBJ 6, EDM 3	1/3	at CBJ 3, EDM 1	3/27	CBJ 7, at EDM 3	3/21	at EDM 4, CBJ 1
2019-20	(0-2-0)	2020-21	(0-0-0)	2021-22	(1-1-0)	2022-23	(2-0-0)				
10/30	EDM 4, at CBJ 1	DID NOT PLAY		12/15	at EDM 5, CBJ 2	1/25	CBJ 3, at EDM 2 OT				
3/7	at EDM 4, CBJ 1			4/24	at CBJ 5, EDM 2	2/25	at CBJ 6, EDM 5				

### SHUTOUTS

<b>CBJ</b>	2	12/2/06, Norrena 21 saves (4-0 at EDM); 2/26/09, Mason 19 saves (1-0 at EDM)
<b>EDM</b>	6	11/9/01, Salo 23 saves (0-3 at CBJ); 3/28/03, Markkanen 26 saves (0-4 at EDM); 2/22/07, Roloson 28 saves (0-4 at CBJ); 3/14/12, Dubnyk 22 saves (0-3 at EDM); 11/19/13, Dubnyk 14 saves (0-7 at EDM); 3/2/19, Koskinen 30 saves (0-4 at CBJ)

### HAT TRICKS

<b>CBJ</b>	3	12/31/07, Nash against Roloson (2) and 1 EN (4-2 W at CBJ); 12/16/10, Huselius against Khabibulin (3) (3-6 L at EDM); 3/27/18, Vanek against Talbot (2) and Brossoit (1) (7-3 W at EDM)
<b>EDM</b>	1	12/2/11, Jones against Sanford (3) (3-6 L at EDM)

### PENALTY SHOTS

<b>CBJ</b>	3	11/26/07, Nash unsuccessful against Roloson (1-3 L at EDM); 3/3/11, Umberger unsuccessful against Dubnyk (2-4 L at EDM); 3/25/12, Nash goal against Dubnyk (3-6 L at CBJ)
<b>EDM</b>	0	None



## FLORIDA PANTHERS

Amerant Arena / 1 Panther Pkwy. / Sunrise, FL 33323  
floridapanthers.com / p: 954.835.7000 / @FlaPanthers



MATTHEW TKACHUK

### DIRECTORY

**First Season:** 1993-94  
**Home Ice:** Amerant Arena  
**Capacity:** 19,250 (opened in 1998)  
**Playoff Appearances:** 9 (most recent, 2022-23)  
**Stanley Cup Titles:** None  
**General Manager:** Bill Zito  
**Head Coach:** Paul Maurice  
**Assistant Coaches:**  
Jamie Kompon, Sylvian LeFebvre,  
Tuomo Ruutu, Myles Free  
**Public Relations Contact:** Adelyn Biedenbach

**TV Play-by-Play:** Steve Goldstein  
**TV Color Analyst:** Randy Moller  
**Radio Play-by-Play:** Doug Plagens  
**Radio Analyst:** Bill Lindsay

### 2023-24 SCHEDULE

DATE	HOME/AWAY	START (ET)
Nov. 6	at FLA	7 p.m.
Dec. 10	at CBJ	1 p.m.
Apr. 11	at FLA	7:30 p.m.

### 2022-23 SEASON

**Record:** 42-32-8, 92 pts.  
**Home:** 23-13-5, 51 pts.  
**Away:** 19-19-3, 41 pts.  
**Playoffs:** Lost 4-1 (VGK) in Stanley Cup Final

### LEADERS

**Points:** Matthew Tkachuk, 109  
**Goals:** Carter Verhaeghe, 42  
**Assists:** Matthew Tkachuk, 69  
**+/- (min. 40 GP):** Matthew Tkachuk, +29  
**Def. Points:** Brandon Montour, 73  
**Goaltending:** Sergei Bobrovsky, 24-20-3, 3.07 GAA

### 2022-23 RESULTS (1-2-0)

DATE	RESULT	ATTN	W/L GOALTENDERS	GW GOAL
Nov. 20, 2022	at CBJ 5, FLA 3	15,643	Daniil Tarasov / Sergei Bobrovsky	Johnny Gaudreau
Dec. 13, 2022	at FLA 4, CBJ 0	15,819	Sergei Bobrovsky / Elvis Merzlikins	Brandon Montour
Apr 1, 2023	FLA 7, at CBJ 0	17,860	Alex Lyon / Michael Hutchinson	Sam Reinhart

GOALS BY PERIOD	1ST	2ND	3RD	OT	TOTAL
Columbus	1	1	3	-	5
Florida	4	5	5	-	14

SHOTS BY PERIOD	1ST	2ND	3RD	OT	TOTAL
Columbus	19	28	19	-	66
Florida	42	40	43	-	125

POWER PLAY	GOALS	ATTEMPTS	PCT
Columbus	2	9	22.2
Florida	1	9	11.1

PENALTY KILLING	KILLS	ATTEMPTS	PCT
Columbus	8	9	88.9
Florida	7	9	77.8

### SKATERS

COLUMBUS	GP	G	A	P	+/-	PIM	PP	SH	GW	EN	S	%
Johnny Gaudreau	3	1	2	3	-6	0	0	0	1	0	10	10.0
Boone Jenner	3	1	0	1	-5	0	1	0	0	0	8	12.5
Kent Johnson	3	1	0	1	-3	0	1	0	0	0	4	25.0
Sean Kuraly	3	1	0	1	-2	2	0	1	0	0	4	25.0
Yegor Chinakhov	2	1	0	1	0	0	0	0	0	0	4	25.0

FLORIDA	GP	G	A	P	+/-	PIM	PP	SH	GW	EN	S	%
Sam Reinhart	3	2	4	6	4	0	1	0	1	1	10	20.0
Aleksander Barkov	3	1	4	5	6	0	0	0	0	0	6	16.7
Gustav Forsling	3	0	5	5	7	0	0	0	0	0	12	0.0
Carter Verhaeghe	2	4	0	4	4	0	0	0	0	0	9	44.4
Matthew Tkachuk	3	2	2	4	4	4	0	0	0	0	9	22.2

### GOALTENDING

COLUMBUS	GP	MIN	GA	GAA	SO	W	L	OTL	SA	SV%
Daniil Tarasov	1	60	3	3.00	0	1	0	0	50	.940
Elvis Merzlikins	1	59	3	3.04	0	0	1	0	25	.880
Michael Hutchinson	1	60	7	7.00	0	0	1	0	49	.857

FLORIDA	GP	MIN	GA	GAA	SO	W	L	OTL	SA	SV%
Alex Lyon	1	60	0	0.00	1	1	0	0	21	1.000
Sergei Bobrovsky	2	118	5	2.54	1	1	1	0	45	.889





## COLUMBUS VS. FLORIDA ALL-TIME

SEASON	W-L-T/O	HOME	AWAY	GF-GA	SF-SA	PP	PK	PIM
2000-01	1-1-0-0	0-1-0-0	1-0-0-0	7-9	64-50	1-of-13	8-of-8	32-42
2001-02	0-1-0-0	0-0-0-0	0-1-0-0	0-2	23-29	0-of-4	2-of-2	9-13
2002-03	1-0-0-0	1-0-0-0	0-0-0-0	4-1	22-27	2-of-4	6-of-6	19-26
2003-04	0-1-0-0	0-0-0-0	0-1-0-0	0-1	42-34	0-of-4	3-of-3	11-13
2005-06	1-0-0	0-0-0	1-0-0	5-4	23-52	1-of-8	6-of-7	14-16
2006-07	DID NOT PLAY							
2007-08	0-1-0	0-1-0	0-0-0	2-5	36-29	1-of-6	3-of-6	17-17
2008-09	1-0-0	0-0-0	1-0-0	3-1	37-23	0-of-1	3-of-3	6-2
2009-10	1-0-0	1-0-0	0-0-0	3-0	32-32	0-of-2	3-of-3	6-14
2010-11	2-0-0	1-0-0	1-0-0	5-4	70-62	1-of-6	6-of-7	19-17
2011-12	1-0-0	1-0-0	0-0-0	4-1	29-31	1-of-5	3-of-3	8-12
2012-13	DID NOT PLAY							
2013-14	3-0-0	2-0-0	1-0-0	13-6	105-91	5-of-10	11-of-11	29-40
2014-15	2-1-0	1-0-0	1-1-0	7-7	76-111	0-of-5	9-of-11	31-29
2015-16	1-1-1	1-0-1	0-1-0	6-7	65-95	2-of-12	13-of-14	36-28
2016-17	1-1-1	1-0-0	0-1-1	6-6	104-89	1-of-8	7-of-7	18-20
2017-18	3-0-0	2-0-0	1-0-0	13-5	121-111	5-of-11	7-of-8	24-30
2018-19	3-0-0	1-0-0	2-0-0	16-10	104-114	2-of-6	5-of-7	16-14
2019-20	2-1-0	2-0-0	0-1-0	6-6	107-96	1-of-7	7-of-8	23-21
2020-21	1-5-2	1-1-2	0-4-0	16-31	273-279	3-of-22	17-of-20	66-80
2021-22	1-2-0	0-1-0	1-1-0	12-20	94-133	1-of-8	9-of-11	24-18
2022-23	1-2-0	1-1-0	0-1-0	5-14	66-125	2-of-9	8-of-9	18-18
<b>TOTAL</b>	<b>26-17-0-4</b>	<b>16-5-0-3</b>	<b>10-12-0-1</b>	<b>133-140</b>	<b>1,493-1,611</b>	<b>29-of-151</b>	<b>136-of-154</b>	<b>426-470</b>

	OVERALL	AT CBJ	AT FLA
<b>Current Streak:</b>	0-2-0 since 12/13/22	0-1-0 since 4/1/23	0-1-0 since 12/13/22
<b>Last 10 Games:</b>	2-8-0	5-3-2	3-7-0
<b>Last Win:</b>	11/20/22, 5-3 at CBJ	11/20/22, 5-3	2/24/22, 6-3
<b>Last Regulation Loss:</b>	4/1/23, 0-7 at CBJ	4/1/23, 0-7	12/13/22, 0-4
<b>Most Lopsided Win:</b>	4, 3x (11/15/18 most recent, 7-3 at CBJ)	4, 2x (11/15/18 most recent, 7-3)	4, 11/2/17 (7-3)
<b>Most Lopsided Loss:</b>	7, 2x (4/1/23 most recent, 0-7 at CBJ)	7, 4/1/23 (0-7)	7, 1/15/22 (2-9)
<b>Last OT Game:</b>	3/11/21, 4-5 OTL at CBJ	3/11/21, 4-5 OTL	1/5/19, 4-3 OTW
<b>OT Record (W-L-T):</b>	10-4-0	5-3-0	5-1-0
<b>Most Goals Scored:</b>	7, 3x (11/15/18 most recent, 7-3 W at CBJ)	7, 11/15/18 (7-3 W)	7, 2x (11/2/17 most recent, 7-3 W)
<b>Most Goals Allowed:</b>	9, 1/15/22 (2-9 L at FLA)	8, 1/31/22 (4-8 L)	9, 1/15/22 (2-9 L)
<b>Most Goals, Both Teams:</b>	13, 3/9/01 (7-6 OTW at FLA)	12, 1/31/22 (4-8 L)	13, 3/9/01 (7-6 OTW)
<b>Longest Win Streak:</b>	10, 3/21/09 - 12/4/14	7, 2/27/16 - 2/4/20	5, 1/14/06 - 12/4/14
<b>Longest Pts. Streak:</b>	10, 3/21/09 - 12/4/14 (10-0-0-0)	16, 12/9/09 - 1/28/21 (14-0-0-2)	5, 1/14/06 - 12/4/14 (5-0-0-0)
<b>Longest Pointless Streak:</b>	6, 4/3/21 - 1/31/22	1, 5x, 4/1/23 - current, most recent	6, 12/7/19 - 1/15/22
<b>Longest Winless Streak:</b>	8, 3/9/21 - 1/31/22 (0-7-0-1)	3, 3/9/21 - 1/31/22 (0-2-0-1)	6, 12/7/19 - 1/15/22 (0-6-0-0)

## ALL-TIME RESULTS

<b>2000-01</b> (1-1-0-0) 11/17 FLA 3, at CBJ 0 3/9 CBJ 7, at FLA 6 OT	<b>2001-02</b> (0-1-0-0) 12/5 at FLA 2, CBJ 0	<b>2002-03</b> (1-0-0-0) 10/19 at CBJ 4, FLA 1	<b>2003-04</b> (0-1-0-0) 1/3 at FLA 1, CBJ 0	<b>2005-06</b> (1-0-0) 1/14 CBJ 5, at FLA 4 OT	<b>2006-07</b> (0-0-0) DID NOT PLAY
<b>2007-08</b> (0-1-0) 11/21 FLA 5, at CBJ 2	<b>2008-09</b> (1-0-0) 3/21 CBJ 3, at FLA 1	<b>2009-10</b> (1-0-0) 12/9 at CBJ 3, FLA 0	<b>2010-11</b> (2-0-0) 1/19 CBJ 3, at FLA 2 OT 3/29 at CBJ 3, FLA 2 SO	<b>2011-12</b> (1-0-0) 3/30 at CBJ 4, FLA 1	<b>2012-13</b> (0-0-0) DID NOT PLAY
<b>2013-14</b> (3-0-0) 2/1 at CBJ 4, FLA 1 3/1 at CBJ 6, FLA 3 4/12 CBJ 3, at FLA 2	<b>2014-15</b> (2-1-0) 12/1 at CBJ 2, FLA 1 12/4 CBJ 4, at FLA 3 SO 1/29 at FLA 3, CBJ 2	<b>2015-16</b> (1-1-1) 12/4 FLA 2, at CBJ 1 SO 12/27 at FLA 3, CBJ 2 2/27 at CBJ 4, FLA 3 SO	<b>2016-17</b> (1-1-1) 11/26 at FLA 2, CBJ 1 SO 1/14 at FLA 4, CBJ 3 3/16 at CBJ 2, FLA 1	<b>2017-18</b> (3-0-0) 11/2 CBJ 7, at FLA 3 1/7 at CBJ 3, FLA 2 SO 3/22 at CBJ 4, FLA 0	<b>2018-19</b> (3-0-0) 10/11 CBJ 5, at FLA 4 11/15 at CBJ 7, FLA 3 1/5 CBJ 4, at FLA 3 OT
<b>2019-20</b> (2-1-0) 12/7/19 at FLA 4, CBJ 1 12/31/19 at CBJ 4, FLA 1 2/4/20 at CBJ 1, FLA 0 OT	<b>2020-21</b> (1-5-2) 1/26 FLA 4, at CBJ 3 SO 1/28 at CBJ 3, FLA 2 SO 3/9 FLA 4, at CBJ 2 3/11 FLA 5, at CBJ 4 OT 4/3 at FLA 5, CBJ 2 4/4 at FLA 3, CBJ 0 4/19 at FLA 4, CBJ 2 4/20 at FLA 5, CBJ 1	<b>2021-22</b> (1-2-0) 1/15 at FLA 9, CBJ 2 1/31 FLA 8, at CBJ 4 2/24 CBJ 6, at FLA 3	<b>2022-23</b> (1-2-0) 11/20 at CBJ 5, FLA 3 12/13 at FLA 4, CBJ 0 4/1 FLA 7, at CBJ 0		

### SHUTOUTS

<b>CBJ</b>	3	12/9/09, Mason 32 saves (3-0 at CBJ); 3/22/18, Bobrovsky 33 saves (4-0 at CBJ); 2/4/20, Merzlikins 32 saves (1-0 OT at CBJ)
<b>FLA</b>	6	11/17/00, Kidd 30 saves (0-3 at CBJ); 12/5/01, Luongo 23 saves (0-2 at FLA); 1/3/04, Luongo 42 saves (0-1 at FLA); 4/4/21, Driedger 32 saves (0-3 at FLA) 12/13/22, Bobrovsky 22 saves (0-4 at FLA); 4/1/23, Lyon 21 saves (0-7 at CBJ)

### HAT TRICKS

<b>CBJ</b>	2	3/9/01, Quint against Kidd (3) (7-6 OTW at FLA); 12/31/19, Werenski against Bobrovsky (3) (4-1 W at CBJ)
<b>FLA</b>	3	4/3/21, Wennberg against Merzlikins (2 and EN) (2-5 L at FLA); 1/31/22, Reinhart against Merzlikins (3) (4-8 L at CBJ) 4/1/23, Verhaeghe against Hutchinson (4) (0-7 L at CBJ)

### PENALTY SHOTS

<b>CBJ</b>	0	None
<b>FLA</b>	1	4/19/21, Vatrano unsuccessful against Merzlikins (2-4 L at FLA)

## LOS ANGELES KINGS

Crypto.com Arena / 1111 S. Figueroa St. / Los Angeles, CA 90015  
 losangeleskings.com / p: 213.742.7100 / @LAKings



ANZE KOPITAR

### DIRECTORY

**First Season:** 1967-68  
**Home Ice:** Crypto.com Arena  
**Capacity:** 18,230 (opened in 1999)  
**Playoff Appearances:** 32 (most recent, 2022-23)  
**Stanley Cup Titles:** 2, 2012 & 2014  
**President:** Luc Robitaille  
**VP and General Manager:** Rob Blake  
**Head Coach:** Todd McLellan  
**Assistant Coaches:** Jim Hiller, Trent Yawney  
**Public Relations Contact:** Jon Gomez

**TV/Radio Play-by-Play:** Nick Nickson  
**TV/Radio Color Analysts:** Daryl Evans, Jim Fox

### 2022-23 SCHEDULE

DATE	HOME/AWAY	START (ET)
Dec. 5	at CBJ	7 p.m.
Feb. 20	at LAK	10:30 p.m.

### 2022-23 SEASON

**Record:** 47-25-10, 104 pts.  
**Home:** 26-11-4, 56 pts.  
**Away:** 21-14-6, 48 pts.  
**Playoffs:** Lost 4-2 (EDM) in Round 1

### LEADERS

**Points:** Anze Kopitar, 74  
**Goals:** Adrian Kempe, 41  
**Assists:** Kevin Fiala, 49  
**+/- (min. 40 GP):** Adrian Kempe, +22  
**Def. Points:** Mikey Anderson, +20  
**Goaltending:** Pheonix Copley, 24-6-3, 2.64 GAA

### 2022-23 RESULTS (1-1-0)

DATE	RESULT	ATTN	W/L GOALTENDERS	GW GOAL
Dec. 11, 2022	at CBJ 6, LAK 5 (OT)	14,560	Elvis Merzlikins / Jonathan Quick	Johnny Gaudreau
Mar. 16, 2023	at LAK 4, CBJ 1	15,460	Pheonix Copley / Daniil Tarasov	Anze Kopitar

GOALS BY PERIOD	1ST	2ND	3RD	OT	TOTAL
Columbus	2	3	1	1	7
Los Angeles	0	7	2	0	9

SHOTS BY PERIOD	1ST	2ND	3RD	OT	TOTAL
Columbus	19	17	18	2	56
Los Angeles	26	24	24	0	74

POWER PLAY	GOALS	ATTEMPTS	PCT
Columbus	2	5	40.0
Los Angeles	0	5	0.0

PENALTY KILLING	KILLS	ATTEMPTS	PCT
Columbus	5	5	100.0
Los Angeles	3	5	60.0

### SKATERS

COLUMBUS	GP	G	A	P	+/-	PIM	PP	SH	GW	EN	S	%
Jack Roslovic	2	2	2	4	3	0	1	1	0	0	3	66.7
Johnny Gaudreau	2	1	2	3	-3	0	0	0	1	0	7	14.3
Patrik Laine	2	1	2	3	1	0	0	0	0	0	6	16.7
Kirill Marchenko	2	2	0	2	1	2	0	0	0	0	5	40.0
Vladislav Gavrikov	1	0	2	2	1	0	0	0	0	0	1	0.0

LOS ANGELES	GP	G	A	P	+/-	PIM	PP	SH	GW	EN	S	%
Anze Kopitar	2	3	0	3	2	0	0	0	1	0	5	60.0
Carl Grundstrom	2	1	2	3	3	0	0	0	0	0	2	50.0
Viktor Arvidsson	2	1	0	1	-1	0	0	0	0	0	6	16.7
Adrian Kempe	2	1	0	1	2	2	0	0	0	0	6	16.7
Blake Lizotte	2	1	0	1	1	4	0	0	0	0	3	33.3

### GOALTENDING

COLUMBUS	GP	MIN	GA	GAA	SO	W	L	OTL	SA	SV%
Michael Hutchinson	1	26	0	0.00	0	0	0	0	9	1.000
Elvis Merzlikins	1	60	5	4.97	0	1	0	0	38	.868
Daniil Tarasov	1	34	4	7.10	0	0	1	0	27	.852

LOS ANGELES	GP	MIN	GA	GAA	SO	W	L	OTL	SA	SV%
Pheonix Copley	1	60	1	1.00	0	1	0	0	30	.967
Jonathan Quick	1	61	6	5.94	0	0	0	1	26	.769





## COLUMBUS VS. LOS ANGELES ALL-TIME

SEASON	W-L-T/O	HOME	AWAY	GF-GA	SF-SA	PP	PK	PIM
2000-01	1-3-0-0	1-1-0-0	0-2-0-0	6-14	103-148	2-of-18	15-of-18	52-52
2001-02	1-3-0-0	0-2-0-0	1-1-0-0	6-15	85-119	0-of-16	10-of-18	69-78
2002-03	4-0-0-0	2-0-0-0	2-0-0-0	14-5	110-123	5-of-25	20-of-21	58-76
2003-04	2-1-1-0	2-0-0-0	0-1-1-0	11-10	119-130	3-of-19	7-of-10	32-52
2005-06	1-3-0	1-1-0	0-2-0	12-18	111-121	2-of-22	22-of-27	75-78
2006-07	2-2-0	2-0-0	0-2-0	8-10	104-119	1-of-20	29-of-33	107-61
2007-08	3-0-1	1-0-1	2-0-0	12-7	132-135	2-of-14	18-of-21	42-28
2008-09	2-2-0	1-1-0	1-1-0	7-10	97-110	2-of-13	11-of-12	34-36
2009-10	1-3-0	1-1-0	0-2-0	7-17	92-106	3-of-17	12-of-18	71-38
2010-11	1-2-1	0-1-1	1-1-0	14-16	118-123	0-of-12	11-of-15	42-40
2011-12	2-2-0	1-1-0	1-1-0	7-6	101-135	0-of-17	12-of-14	39-45
2012-13	0-3-0	0-1-0	0-2-0	4-8	54-76	0-of-9	7-of-10	57-46
2013-14	1-0-1	1-0-0	0-0-1	6-5	59-49	2-of-8	9-of-9	18-18
2014-15	0-2-0	0-1-0	0-1-0	5-9	50-71	1-of-4	4-of-5	20-28
2015-16	1-0-1	0-0-1	1-0-0	5-5	48-74	2-of-6	6-of-7	30-28
2016-17	1-0-1	1-0-0	0-0-1	4-5	48-76	1-of-3	2-of-3	11-11
2017-18	0-2-0	0-1-0	0-1-0	6-11	68-66	1-of-6	3-of-4	8-12
2018-19	1-1-0	1-0-0	0-1-0	5-5	68-59	1-of-8	6-of-7	19-21
2019-20	2-0-0	1-0-0	1-0-0	7-4	52-62	1-of-5	2-of-2	4-10
2020-21	DID NOT PLAY							
2021-22	0-1-1	0-0-1	0-1-0	4-6	51-81	0-of-3	4-of-4	14-12
2022-23	1-1-0	1-0-0	0-1-0	7-9	56-74	2-of-5	5-of-5	10-10
<b>TOTAL</b>	<b>27-31-1-6</b>	<b>17-11-0-4</b>	<b>10-20-1-2</b>	<b>157-195</b>	<b>1,726-2,057</b>	<b>31-of-250</b>	<b>215-of-263</b>	<b>812-780</b>

	OVERALL	AT CBJ	AT LAK
<b>Current Streak:</b>	0-1-0 since 3/16/23	3-0-1 since 12/13/18	0-2-0 since 4/16/22
<b>Last 10 Games:</b>	4-5-1	5-3-2	2-6-2
<b>Last Win:</b>	12/11/22, 6-5 OT at CBJ	12/11/22, 6-5 OT	1/6/20, 4-2
<b>Last Regulation Loss:</b>	3/16/23, 1-4 at LAK	10/21/17, 4-6	3/16/23, 1-4
<b>Most Lopsided Win:</b>	4, 10/27/02 (5-1 at CBJ)	4, 10/27/02 (5-1)	3, 10/31/07 (4-1)
<b>Most Lopsided Loss:</b>	6, 4x (3/8/10 most recent, 0-6 at LAK)	6, 3x (11/13/05 most recent, 2-8)	6, 3/8/10 (0-6)
<b>Last OT Game:</b>	12/11/22, 6-5 OTW at CBJ	12/11/22, 6-5 OTW	10/25/16, 2-3 OTL
<b>OT Record (W-L-T):</b>	7-6-1	6-4-0	1-2-1
<b>Most Goals Scored:</b>	7, 2/8/06 (7-4 W at CBJ)	7, 2/8/06 (7-4 W)	5, 11/17/10 (5-3 W)
<b>Most Goals Allowed:</b>	8, 11/13/05 (2-8 L at CBJ)	8, 11/13/05 (2-8 L)	6, 3x (1/8/11 most recent, 4-6 L)
<b>Most Goals, Both Teams:</b>	11, 2x (12/11/22 most recent, 6-5 OTW at CBJ)	11, 2x (12/11/22 most recent, 6-5 OTW)	10, 1/8/11 (4-6 L)
<b>Longest Win Streak:</b>	5, 3/2/02 - 3/25/03	4, 2x, 2/8/06 - 12/21/07, most recent	3, 3/2/02 - 3/25/03
<b>Longest Pts. Streak:</b>	8, 3/2/02 - 2/11/04 (7-0-1-0)	5, 2/8/06 - 2/10/08 (4-0-0-1)	4, 3/2/02 - 1/10/04 (3-0-1-0)
<b>Longest Pointless Streak:</b>	5, 2/24/01 - 2/26/02	2, 2x, 3/11/11 - 12/15/11, most recent	5, 2/21/04 - 3/17/07
<b>Longest Winless Streak:</b>	5, 2/24/01 - 2/26/02 (0-5-0-0)	4, 1/28/10 - 12/15/11 (0-3-0-1)	6, 1/10/04 - 3/17/07 (0-5-1-0)

## ALL-TIME RESULTS

2000-01	(1-3-0-0)	2001-02	(1-3-0-0)	2002-03	(4-0-0-0)	2003-04	(2-1-1-0)	2005-06	(1-3-0)	2006-07	(2-2-0)
10/9	LAK 7, at CBJ 1	10/23	LAK 7, at CBJ 1	10/27	at CBJ 5, LAK 1	1/10	CBJ 2, at LAK 2 OT	10/16	at LAK 3, CBJ 1	10/27	at CBJ 2, LAK 0
10/31	at CBJ 4, LAK 1	12/15	at LAK 3, CBJ 2	12/7	CBJ 4, at LAK 2	1/16	at CBJ 3, LAK 2 OT	11/13	LAK 8, at CBJ 2	1/3	at LAK 3, CBJ 0
2/24	at LAK 3, CBJ 1	2/26	LAK 5, at CBJ 1	2/27	at CBJ 3, LAK 1	2/11	at CBJ 3, LAK 2 OT	2/8	at CBJ 7, LAK 4	3/7	at CBJ 3, LAK 2 OT
3/29	at LAK 3, CBJ 0	3/2	CBJ 2, at LAK 0	3/25	CBJ 2, at LAK 1 OT	2/21	at LAK 4, CBJ 3	3/4	at LAK 3, CBJ 2	3/17	at LAK 5, CBJ 3
2007-08	(3-0-1)	2008-09	(2-2-0)	2009-10	(1-3-0)	2010-11	(1-2-1)	2011-12	(2-2-0)	2012-13	(0-3-0)
10/31	CBJ 4, at LAK 1	12/6	at LAK 3, CBJ 0	10/17	at CBJ 4, LAK 1	11/17	CBJ 5, at LAK 3	12/15	LAK 2, at CBJ 1	2/5	LAK 4, at CBJ 2
12/21	at CBJ 2, LAK 1	12/23	LAK 3, at CBJ 0	10/25	at LAK 6, CBJ 2	1/8	at LAK 6, CBJ 4	1/7	CBJ 1, at LAK 0	2/15	at LAK 2, CBJ 1
1/3	CBJ 4, at LAK 3	12/29	CBJ 2, at LAK 0	1/28	LAK 4, at CBJ 1	2/16	LAK 4, at CBJ 3 SO	2/1	at LAK 3, CBJ 2	4/18	at LAK 2, CBJ 1
2/10	LAK 3, at CBJ 2 SO	3/3	at CBJ 5, LAK 4	3/8	at LAK 6, CBJ 0	3/11	LAK 4, at CBJ 2	3/8	at CBJ 3, LAK 1		
2013-14	(1-0-1)	2014-15	(0-2-0)	2015-16	(1-0-1)	2016-17	(1-0-1)	2017-18	(0-2-0)	2018-19	(1-1-0)
1/21	at CBJ 5, LAK 3	10/26	at LAK 5, CBJ 2	11/5	CBJ 3, at LAK 2	10/25	at LAK 3, CBJ 2 OT	10/21	LAK 6, at CBJ 4	11/3	at LAK 4, CBJ 1
2/6	at LAK 2, CBJ 1 OT	2/9	LAK 4, at CBJ 3	12/8	LAK 3, at CBJ 2 OT	12/20	at CBJ 3, LAK 2 SO	3/1	at LAK 5, CBJ 2	12/13	at CBJ 4, LAK 1
2019-20	(2-0-0)	2020-21	(0-0-0)	2021-22	(0-1-1)	2022-23	(1-1-0)				
12/19	at CBJ 3, LAK 2 OT	DID NOT PLAY		3/4	LAK 4, at CBJ 3 OT	12/11	at CBJ 6, LAK 5 OT				
1/6	CBJ 4, at LAK 2			4/16	at LAK 2, CBJ 1	3/16	at LAK 4, CBJ 1				

### SHUTOUTS

<b>CBJ</b>	4	3/2/02, Tugnutt 30 saves (2-0 at LAK); 10/27/06, Leclaire 38 saves (2-0 at CBJ); 12/29/08, Mason 24 saves (2-0 at LAK); 1/7/12, Sanford 31 saves (1-0 at LAK)
<b>LAK</b>	5	3/29/01, Polvin 27 saves (0-3 at LAK); 1/3/07, Garon 26 saves (0-3 at LAK); 12/6/08, LaBarbera 23 saves (0-3 at LAK); 12/23/08, Quick 24 saves (0-3 at CBJ); 3/8/10, Quick 11 saves (0-6 at LAK)

### HAT TRICKS

<b>CBJ</b>	2	10/27/02, Wright against Storr (3) (5-1 W at CBJ); 2/27/03, Whitney against Storr (2) and 1 EN (3-1 W at CBJ)
<b>LAK</b>	4	11/13/05, Conroy against Denis (2) and Prusek (1) (2-8 L at CBJ); 11/13/05, Frolov against Prusek (2) and Denis (1) (2-8 L at CBJ); 3/11/11, Kopitar against Mason (3) (2-4 L at CBJ); 3/4/22, Arvidsson against Merzlikins (3) (3-4 OTL at CBJ)

### PENALTY SHOTS

<b>CBJ</b>	2	3/25/03, Nedorost unsuccessful against Huet (2-1 OTW at LAK); 10/25/09, Nash unsuccessful against Quick (2-6 L at LAK)
<b>LAK</b>	2	12/6/08, O'Sullivan unsuccessful against Mason (0-3 L at CBJ); 11/3/18, Brown goal against Bobrovsky (1-4 L at LAK)



## MINNESOTA WILD

Xcel Energy Center / 199 W. Kellogg Blvd. / St. Paul, MN 55102  
minnesotawild.com / p: 651.602.6000 / @mnwild



KIRILL KAPRIZOV

### DIRECTORY

**First Season:** 2000-01  
**Home Ice:** Xcel Energy Center  
**Capacity:** 17,954 (opened in 2000)  
**Playoff Appearances:** 13 (most recent, 2022-23)  
**Stanley Cup Titles:** None  
**President:** Matt Majka  
**General Manager:** Bill Guerin  
**Head Coach:** Dean Evason  
**Assistant Coaches:**  
Bob Woods, Darby Hendrickson  
**Public Relations Contact:** Aaron Sickman  
  
**TV Play-by-Play:** Anthony LaPanta  
**TV Color Analysts:** Ryan Carter, Wes Walz  
**Radio Play-by-Play:** Joe O'Donnell  
**Radio Color Analyst:** Tom Reid

### 2023-24 SCHEDULE

DATE	HOME/AWAY	START (ET)
Oct. 21	at MIN	8 p.m.
Jan. 6	at CBJ	7 p.m.

### 2022-23 SEASON

**Record:** 46-25-11, 103 pts.  
**Home:** 25-12-4, 54 pts.  
**Away:** 21-13-7, 49 pts.  
**Playoffs:** Lost 4-2 (DAL) in Round 1

### LEADERS

**Points:** Kirill Kaprizov, 75  
**Goals:** Kirill Kaprizov, 40  
**Assists:** Mats Zuccarello, 61  
**+/- (min. 40 GP):** Jared Spurgeon, +32  
**Def. Points:** Jared Spurgeon, 34  
**Goaltending:** Marc-Andre Fleury, 24-16-4, 2.85 GAA

### 2022-23 RESULTS (0-1-1)

DATE	RESULT	ATTN	W/L GOALTENDERS	GW GOAL
Feb. 23, 2023	MIN 2, at CBJ 0	17,997	Marc-Andre Fleury / Joonas Korpi	Bradnon Duhaime
Feb. 26, 2023	at MIN 3, CBJ 2 (OT)	19,063	Marc-Andre Fleury / Elvis Merzlikins	Kirill Kaprizov

GOALS BY PERIOD	1ST	2ND	3RD	OT	TOTAL
Columbus	1	1	0	0	2
Minnesota	2	0	2	1	5

SHOTS BY PERIOD	1ST	2ND	3RD	OT	TOTAL
Columbus	21	21	11	1	54
Minnesota	21	25	22	1	69

POWER PLAY	GOALS	ATTEMPTS	PCT
Columbus	0	3	0.0
Minnesota	1	3	33.3

PENALTY KILLING	KILLS	ATTEMPTS	PCT
Columbus	2	3	66.7
Minnesota	3	3	100.0

### SKATERS

COLUMBUS	GP	G	A	P	+/-	PIM	PP	SH	GW	EN	S	%
Liam Foudy	2	1	0	1	1	2	0	0	0	0	3	33.3
Mathieu Olivier	2	1	0	1	-1	0	0	0	0	0	3	33.3
Emil Bemstrom	2	0	1	1	1	0	0	0	0	0	3	0.0
Erik Gudbranson	2	0	1	1	-1	0	0	0	0	0	4	0.0
Eric Robinson	2	0	1	1	0	0	0	0	0	0	1	0.0

MINNESOTA	GP	G	A	P	+/-	PIM	PP	SH	GW	EN	S	%
Kirill Kaprizov	2	4	0	4	3	0	1	0	1	0	12	33.3
Ryan Hartman	2	0	2	2	2	2	0	0	0	0	7	0.0
Brandon Duhaime	2	1	0	1	1	0	0	0	1	0	5	20.0
Calen Addison	2	0	1	1	1	0	0	0	0	0	4	0.0
Matt Boldy	2	0	1	1	0	0	0	0	0	0	5	0.0

### GOALTENDING

COLUMBUS	GP	MIN	GA	GAA	SO	W	L	OTL	SA	SV%
Joonas Korpi	1	57	2	2.10	0	0	1	0	25	.920
Elvis Merzlikins	1	65	3	2.78	0	0	0	1	44	.932

MINNESOTA	GP	MIN	GA	GAA	SO	W	L	OTL	SA	SV%
Marc-Andre Fleury	2	125	2	0.96	0	2	0	0	54	.963





## COLUMBUS VS. MINNESOTA ALL-TIME

SEASON	W-L-T/O	HOME	AWAY	GF-GA	SF-SA	PP	PK	PIM
2000-01	1-1-0-1	1-0-0-0	0-1-0-1	7-6	75-96	2-of-15	10-of-11	32-40
2001-02	1-2-1-0	0-1-1-0	1-1-0-0	7-12	92-111	5-of-21	20-of-25	69-75
2002-03	3-1-0-0	2-0-0-0	1-1-0-0	13-5	102-93	5-of-18	19-of-20	75-77
2003-04	2-2-0-0	2-0-0-0	0-2-0-0	8-9	102-117	3-of-12	20-of-20	86-61
2005-06	3-1-0	2-0-0	1-1-0	8-9	125-114	2-of-27	17-of-21	47-55
2006-07	2-1-1	2-0-0	0-1-1	11-14	108-113	4-of-19	24-of-31	76-50
2007-08	1-3-0	0-2-0	1-1-0	8-9	116-109	3-of-11	20-of-20	77-53
2008-09	1-2-1	1-1-0	0-1-1	10-12	112-104	0-of-8	13-of-16	35-21
2009-10	2-2-0	2-0-0	0-2-0	9-9	117-104	0-of-11	12-of-13	38-34
2010-11	3-1-0	1-1-0	2-0-0	13-12	117-123	0-of-8	14-of-17	82-55
2011-12	2-2-0	1-1-0	1-1-0	10-10	132-114	3-of-20	9-of-12	56-72
2012-13	1-2-0	0-1-0	1-1-0	4-8	65-91	1-of-10	6-of-9	57-46
2013-14	2-0-0	1-0-0	1-0-0	5-1	70-53	1-of-3	5-of-5	12-10
2014-15	2-0-0	1-0-0	1-0-0	6-2	49-55	2-of-4	6-of-8	16-8
2015-16	0-2-0	0-1-0	0-1-0	4-7	60-56	1-of-3	3-of-4	10-6
2016-17	2-0-0	1-0-0	1-0-0	5-2	65-69	0-of-6	6-of-7	36-34
2017-18	1-0-1	0-0-1	1-0-0	7-6	65-64	1-of-6	2-of-5	10-12
2018-19	1-1-0	1-0-0	0-1-0	5-4	49-56	2-of-6	5-of-5	10-12
2019-20	0-2-0	0-1-0	0-1-0	4-10	52-66	0-of-4	3-of-4	8-8
2020-21	DID NOT PLAY							
2021-22	1-0-1	1-0-0	0-0-1	4-5	53-76	1-of-6	5-of-7	26-22
2022-23	0-1-1	0-1-0	0-0-1	2-5	54-69	0-of-3	2-of-3	6-6
<b>TOTAL</b>	<b>31-26-1-6</b>	<b>19-10-1-1</b>	<b>12-16-0-5</b>	<b>150-157</b>	<b>1,780-1,853</b>	<b>36-of-221</b>	<b>221-of-263</b>	<b>864-757</b>

	OVERALL	AT CBJ	AT MIN
<b>Current Streak:</b>	0-1-2 since 3/26/22	0-1-0 since 2/23/23	0-2-2 since 1/19/19
<b>Last 10 Games:</b>	3-4-3	5-4-1	5-3-2
<b>Last Win:</b>	3/11/22, 3-2 SO at CBJ	3/11/22, 3-2 SO	10/14/17, 5-4 OT
<b>Last Regulation Loss:</b>	2/23/23, 0-2 at CBJ	2/23/23, 0-2	2/25/20, 4-5
<b>Most Lopsided Win:</b>	5, 3/15/03 (5-0 at CBJ)	5, 3/15/03 (5-0)	4, 11/23/07 (4-0)
<b>Most Lopsided Loss:</b>	5, 4x (2/28/20 most recent, 0-5 at CBJ)	5, 2/28/20 (0-5)	5, 2x (10/14/06 most recent, 0-5)
<b>Last OT Game:</b>	2/26/23, 2-3 OTL at MIN	3/11/22, 3-2 SOW	2/26/23, 2-3 OTL
<b>OT Record (W-L-T):</b>	9-6-1	4-1-1	5-5-0
<b>Most Goals Scored:</b>	5, 4x (10/14/17 most recent, 5-4 OTW at MIN)	5, 2x (11/25/06 most recent, 5-3 W)	5, 2x (10/14/17 most recent 5-4 OTW)
<b>Most Goals Allowed:</b>	6, 4/11/09 (3-6 L at CBJ)	6, 4/11/09 (3-6 L)	5, 4x (2/25/20 most recent, 4-5 L)
<b>Most Goals, Both Teams:</b>	9, 4x (2/25/20 most recent, 4-5 L at MIN)	9, 4/11/09 (3-6 L)	9, 3x (2/25/20 most recent, 4-5 L)
<b>Longest Win Streak:</b>	5, 4/13/13 - 1/19/15	8, 3/15/03 - 1/27/07	3, 4/13/13 - 1/19/15
<b>Longest Pts. Streak:</b>	5, 2x, 12/31/16 - 11/29/18, most recent (4-0-0-1)	9, 2/12/02 - 1/27/07 (8-0-1-0)	3, 4/13/13 - 1/19/15 (3-0-0-0)
<b>Longest Pointless Streak:</b>	3, 2x, 1/19/19 - 2/28/20, most recent	2, 12/8/07 - 2/2/08	4, 4/6/03 - 10/29/05
<b>Longest Winless Streak:</b>	5, 1/17/01 - 3/10/02 (0-3-1-1)	2, 2x, 12/8/07 - 2/2/08, most recent (0-2-0-0)	4, 3x, 1/19/19 - current, most recent (0-2-0-2)

## ALL-TIME RESULTS

2000-01	(1-1-0-1)	2001-02	(1-2-1-0)	2002-03	(3-1-0-0)	2003-04	(2-2-0-0)	2005-06	(3-1-0)	2006-07	(2-1-1)
1/15	at CBJ 3, MIN 0	1/18	MIN 3, at CBJ 1	1/8	CBJ 2, at MIN 1	12/20	at MIN 5, CBJ 2	10/28	at CBJ 2, MIN 1 SO	10/14	at MIN 5, CBJ 0
1/17	at MIN 3, CBJ 2 OT	2/12	at CBJ 3, MIN 3 OT	3/15	at CBJ 5, MIN 0	1/31	at CBJ 2, MIN 1 OT	10/29	at MIN 3, CBJ 1	11/25	at CBJ 5, MIN 3
4/6	at MIN 3, CBJ 2	3/10	at MIN 5, CBJ 0	4/2	at MIN 3, MIN 0	3/14	at MIN 3, CBJ 2	11/30	CBJ 3, at MIN 2 SO	12/29	at MIN 4, CBJ 3 OT
		3/20	CBJ 3, at MIN 1	4/6	at MIN 4, CBJ 3	3/24	at CBJ 2, MIN 0	1/27	at CBJ 4, MIN 3	1/27	at CBJ 3, MIN 2
2007-08	(1-3-0)	2008-09	(1-2-1)	2009-10	(2-2-0)	2010-11	(3-1-0)	2011-12	(2-2-0)	2012-13	(1-2-0)
10/6	at MIN 3, CBJ 2	10/25	at MIN 2, CBJ 1	10/3	at CBJ 2, MIN 1	10/16	CBJ 3, at MIN 2	10/8	at MIN 4, CBJ 2	1/29	at MIN 3, CBJ 2
11/23	CBJ 4, at MIN 0	11/15	at MIN 3, CBJ 2 SO	12/15	at MIN 2, CBJ 1	11/6	MIN 3, at CBJ 2	11/15	MIN 4, at CBJ 2	4/7	MIN 3, at CBJ 0
12/8	MIN 2, at CBJ 1	1/10	at CBJ 4, MIN 2	1/23	at MIN 4, CBJ 2	12/27	at CBJ 4, MIN 3 SO	2/7	at CBJ 3, MIN 1	4/13	CBJ 3, at MIN 2 SO
2/2	MIN 4, at CBJ 1	4/11	MIN 6, at CBJ 3	3/19	at CBJ 4, MIN 2	3/19	CBJ 5, at MIN 4 OT	2/11	CBJ 3, at MIN 1		
2013-14	(2-0-0)	2014-15	(2-0-0)	2015-16	(0-2-0)	2016-17	(2-0-0)	2017-18	(1-0-1)	2018-19	(1-1-0)
12/6	at CBJ 4, MIN 0	12/31	at CBJ 3, MIN 1	10/22	at MIN 3, CBJ 2	12/31	CBJ 4, at MIN 2	10/14	CBJ 5, at MIN 4 OT	11/29	at CBJ 4, MIN 2
3/15	CBJ 2, at MIN 1 SO	1/19	CBJ 3, at MIN 1	1/5	MIN 4, at CBJ 2	3/2	at CBJ 1, MIN 0	1/30	MIN 3, at CBJ 2 SO	1/19	at MIN 2, CBJ 1
2019-20	(0-2-0)	2020-21	(0-0-0)	2021-22	(1-0-1)	2022-23	(0-1-1)				
2/25	at MIN 5, CBJ 4	DID NOT PLAY		3/11	at CBJ 3, MIN 2 SO	2/23	MIN 2, at CBJ 0				
2/28	MIN 5, at CBJ 0			3/26	at MIN 3, CBJ 2 OT	2/26	at MIN 3, CBJ 2 OT				

### SHUTOUTS

<b>CBJ</b>	7	1/15/01, Tugnutt 31 saves (3-0 at CBJ); 3/15/03, Denis 24 saves (5-0 at CBJ); 4/2/03, Denis 27 saves (3-0 at CBJ); 3/24/04, Denis 20 saves (2-0 at CBJ); 11/23/07, Leclaire 32 saves (4-0 at MIN); 12/6/13, McEhinney 20 saves (4-0 at CBJ); 3/2/17, Bobrovsky 38 saves (1-0 at CBJ)
<b>MIN</b>	5	3/10/02, Roloson 14 saves (0-5 at MIN); 10/14/06, Fernandez 24 saves (0-5 at MIN); 4/7/13, Backstrom 24 saves (3-0 at CBJ); 2/28/20, Stalock 22 saves (5-0 at CBJ); 2/23/23, Fleury 30 saves (0-2 at CBJ)

### HAT TRICKS

<b>CBJ</b>	1	1/10/09, Filatov against Harding (3) (4-2 W at CBJ)
<b>MIN</b>	2	3/10/02, Gaborik against Tugnutt (3) (0-5 L at MIN); 1/5/16, Parise against Forsberg (2) and EN (2-4 L at CBJ)

### PENALTY SHOTS


<b>CBJ</b>	0	None
<b>MIN</b>	2	1/29/13, Bouchard unsuccessful against Mason (2-3 at MIN); 1/29/15, Parise unsuccessful against Bobrovsky (3-1 W at MIN)



## MONTREAL CANADIENS

Bell Centre / 1909 Avenue des Canadiens-de-Montreal / Montreal, QC H4B 5G0

montrealcanadiens.com / p: 514.932.2582 / @CanadiensMTL



NICK SUZUKI

### DIRECTORY

**First Season:** 1909-10  
**Home Ice:** Bell Centre  
**Capacity:** 21,302 (opened in 1996)  
**Playoff Appearances:** 85 (most recent, 2020-21)  
**Stanley Cup Titles:** 24 (most recent, 1993)  
**EVP, Hockey Operations:** Jeff Gorton  
**General Manager:** Kent Hughes  
**Head Coach:** Martin St. Louis  
**Assistant Coaches:**  
 Alex Burrows, Trevor Letowski, Stephane Robidas  
**Public Relations Contact:** Chantal Machabee

**TSN Play-by-Play:** Bryan Mudryk  
**TSN Color Analysts:** Dave Poulin, Mike Johnson, Craig Button  
**TSN 690 Play-by-Play:** Victor Findlay  
**TSN 690 Color Analysts:** JP O'Connor, Jon Goyens  
**RDS Play-by-Play:** Pierre Houde  
**RDS Color Analyst:** Marc Denis  
**98.5 FM Cogeco Play-by-Play:** Martin McGuire  
**98.5 FM Cogeco Color Analyst:** Danny Dubé

### 2023-24 SCHEDULE

DATE	HOME/AWAY	START (ET)
Oct. 26	at MTL	7 p.m.
Nov. 29	at CBJ	7 p.m.
Mar. 12	at MTL	7 p.m.

### 2022-23 SEASON

**Record:** 31-45-6, 68 pts.  
**Home:** 17-21-3, 37 pts.  
**Away:** 14-24-3, 31 pts.  
**Playoffs:** Did not qualify

### LEADERS

**Points:** Nick Suzuki, 66  
**Goals:** Nick Suzuki, 26  
**Assists:** Nick Suzuki, 40  
**+/- (min. 40 GP):** Mike Matheson, +7  
**Def. Points:** Mike Matheson, 34  
**Goaltending:** Jake Allen, 15-24-3, 3.55 GAA

### 2022-23 RESULTS (1-2-0)

DATE	RESULT	ATTN	W/L GOALTENDERS	GW GOAL
Nov. 17, 2022	at CBJ 6, MTL 4	14,914	Joonas Korpisalo / Sam Montembeault	Mathieu Olivier
Nov. 23, 2022	MTL 3, at CBJ 1	14,197	Sam Montembeault / Joonas Korpisalo	David Savard
Mar. 25, 2023	at MTL 8, CBJ 2	21,105	Sam Montembeault / Elvis Merzlikins	Rafael Harvey-Pinard

GOALS BY PERIOD	1ST	2ND	3RD	OT	TOTAL
Columbus	4	0	5	-	9
Montreal	2	6	7	-	15

SHOTS BY PERIOD	1ST	2ND	3RD	OT	TOTAL
Columbus	27	24	32	-	83
Montreal	26	40	37	-	103

POWER PLAY	GOALS	ATTEMPTS	PCT
Columbus	0	8	0.0
Montreal	2	9	22.2

PENALTY KILLING	KILLS	ATTEMPTS	PCT
Columbus	7	9	77.8
Montreal	8	8	100.0

### SKATERS

COLUMBUS	GP	G	A	P	+/-	PIM	PP	SH	GW	EN	S	%
Sean Kuraly	3	2	1	3	0	0	0	0	0	1	5	40.0
Mathieu Olivier	2	2	0	2	2	7	0	0	1	0	10	20.0
Boone Jenner	3	1	1	2	-1	0	0	0	0	0	8	12.5
Gavin Bayreuther	3	0	2	2	-5	2	0	0	0	0	3	0.0
Kent Johnson	3	0	2	2	-2	0	0	0	0	0	0	0.0

MONTREAL	GP	G	A	P	+/-	PIM	PP	SH	GW	EN	S	%
Nick Suzuki	3	2	4	6	3	0	0	0	0	0	6	33.3
Brendan Gallagher	3	2	2	4	1	0	0	0	0	0	5	40.0
Mike Hoffman	2	1	3	4	3	2	0	0	0	0	2	50.0
Rafael Harvey-Pinard	1	3	0	3	3	0	1	0	1	0	3	100.0
Johnathan Kovacevic	3	0	3	3	4	2	0	0	0	0	7	0.0

### GOALTENDING

COLUMBUS	GP	MIN	GA	GAA	SO	W	L	OTL	SA	SV%
Joonas Korpisalo	2	118	6	3.05	0	1	1	0	70	.914
Michael Hutchinson	1	23	2	5.22	0	0	0	0	8	.750
Elvis Merzlikins	1	37	6	9.72	0	0	1	0	24	.750

MONTREAL	GP	MIN	GA	GAA	SO	W	L	OTL	SA	SV%
Sam Montembeault	3	177	8	2.71	0	2	1	0	82	.902





## COLUMBUS VS. MONTREAL ALL-TIME

SEASON	W-L-T/O	HOME	AWAY	GF-GA	SF-SA	PP	PK	PIM
2000-01	1-0-0-0	0-0-0-0	1-0-0-0	2-0	16-27	0-of-4	6-of-6	17-15
2001-02	0-2-0-0	0-1-0-0	0-1-0-0	2-7	49-42	0-of-10	4-of-5	10-20
2002-03	1-0-0-0	0-0-0-0	1-0-0-0	2-1	26-39	2-of-4	5-of-5	16-14
2003-04	0-0-1-0	0-0-0-0	0-0-1-0	1-1	36-31	1-of-3	5-of-5	15-11
2005-06	DID NOT PLAY							
2006-07	0-1-0	0-1-0	0-0-0	2-3	33-28	0-of-4	5-of-7	14-8
2007-08	1-0-0	0-0-0	1-0-0	3-0	22-31	0-of-3	6-of-6	21-15
2008-09	1-0-0	1-0-0	0-0-0	3-3	28-37	0-of-8	5-of-7	14-16
2009-10	0-1-0	0-0-0	0-1-0	3-5	36-29	2-of-4	3-of-3	6-8
2010-11	1-0-0	1-0-0	0-0-0	3-0	24-29	1-of-3	3-of-3	6-6
2011-12	1-0-0	0-0-0	1-0-0	2-2	28-20	0-of-4	3-of-3	6-8
2012-13	DID NOT PLAY							
2013-14	1-1-1	0-0-1	1-1-0	8-9	98-103	2-of-17	8-of-11	34-46
2014-15	0-3-0	0-2-0	0-1-0	5-11	75-82	1-of-7	8-of-12	36-28
2015-16	2-1-0	1-0-0	1-1-0	11-6	74-90	2-of-6	610-of-13	29-30
2016-17	2-0-1	2-0-0	0-0-1	12-2	90-97	5-of-11	6-of-7	16-24
2017-18	2-1-0	1-0-0	1-1-0	8-6	88-97	2-of-10	6-of-7	14-20
2018-19	1-2-0	1-1-0	0-1-0	9-9	98-86	0-of-6	8-of-8	26-22
2019-20	2-0-1	1-0-0	1-0-1	11-7	88-94	1-of-7	6-of-6	14-16
2020-21	DID NOT PLAY							
2021-22	3-0-0	1-0-0	2-0-0	13-5	109-87	2-of-9	7-of-8	20-22
2022-23	1-2-0	1-1-0	0-1-0	9-15	83-103	0-of-8	7-of-9	28-28
<b>TOTAL</b>	<b>20-14-1-3</b>	<b>10-6-0-1</b>	<b>10-8-1-2</b>	<b>109-92</b>	<b>1,101-1,152</b>	<b>21-of-128</b>	<b>111-of-131</b>	<b>342-357</b>

	OVERALL	AT CBJ	AT MTL
<b>Current Streak:</b>	0-2-0 since 11/23/22	0-1-0 since 11/23/22	0-1-0 since 3/25/23
<b>Last 10 Games:</b>	7-2-1	8-2-0	5-3-2
<b>Last Win:</b>	11/17/22, 6-4 at CBJ	11/17/22, 6-4	2/12/22, 2-1
<b>Last Regulation Loss:</b>	3/25/23, 2-8 at MTL	11/23/22, 1-3	3/25/23, 2-8
<b>Most Lopsided Win:</b>	10, 11/4/16 (10-0 at CBJ)	10, 11/4/16 (10-0)	3, 3x (1/30/22 most recent, 6-3)
<b>Most Lopsided Loss:</b>	6, 3/25/23 (2-8 at MTL)	3, 2x (1/18/19 most recent, 1-4 at CBJ)	6, 3/25/23 (2-8)
<b>Last OT Game:</b>	11/12/19, 2-3 SOL at MTL	11/15/13, 2-3 SOL	11/12/19, 2-3 SOL
<b>OT Record (W-L-T):</b>	4-3-1	1-1-0	3-2-1
<b>Most Goals Scored:</b>	10, 11/4/16 (10-0 W at CBJ)	10, 11/4/16 (10-0 W)	6, 1/30/22 (6-3 W)
<b>Most Goals Allowed:</b>	8, 3/25/23 (2-8 L at MTL)	5, 2/26/15 (2-5 L)	8, 3/25/23 (2-8 L)
<b>Most Goals, Both Teams:</b>	10, 3x (3/25/23 most recent, 2-8 L at MTL)	10, 11/4/16 (10-0 W)	10, 3/25/23 (2-8 L)
<b>Longest Win Streak:</b>	6, 11/19/19 - 11/17/22	4, 2x, 3/28/19 - 11/17/22, most recent	3, 2/2/20 - 2/12/22
<b>Longest Pts. Streak:</b>	8, 3/28/19 - 11/17/22 (7-0-1)	4, 2x, 3/28/19 - 11/17/22, most recent	4, 11/12/19 - 2/12/22 (3-0-1)
<b>Longest Pointless Streak:</b>	4, 1/14/15 - 12/1/15	2, 2x, 1/14/15 - 2/26/15, most recent	2, 2x, 11/27/17 - 2/19/19, most recent
<b>Longest Winless Streak:</b>	4, 1/14/15 - 12/1/15 (0-4-0-0)	3, 11/15/13 - 2/26/15 (0-2-0-1)	3, 11/27/17 - 11/12/19 (0-2-0-1)

## ALL-TIME RESULTS

<b>2000-01</b> (1-0-0-0)	<b>2001-02</b> (0-2-0-0)	<b>2002-03</b> (1-0-0-0)	<b>2003-04</b> (0-0-1-0)	<b>2005-06</b> (0-0-0)	<b>2006-07</b> (0-1-0)
12/18 CBJ 2, at MTL 0	10/12 MTL 3, at CBJ 1 4/6 at MTL 4, CBJ 1	2/13 CBJ 2, at MTL 1 OT	11/11 CBJ 1, at MTL 1 OT	DID NOT PLAY	2/18 MTL 3, at CBJ 2
<b>2007-08</b> (1-0-0)	<b>2008-09</b> (1-0-0)	<b>2009-10</b> (0-1-0)	<b>2010-11</b> (1-0-0)	<b>2011-12</b> (1-0-0)	<b>2012-13</b> (0-0-0)
2/23 CBJ 3, at MTL 0	11/7 at CBJ 4, MTL 3 SO	11/24 at MTL 5, CBJ 3	11/2 at CBJ 3, MTL 0	12/6 CBJ 3, at MTL 2 SO	DID NOT PLAY
<b>2013-14</b> (1-1-1)	<b>2014-15</b> (0-3-0)	<b>2015-16</b> (2-1-0)	<b>2016-17</b> (2-0-1)	<b>2017-18</b> (2-1-0)	<b>2018-19</b> (1-2-0)
10/17 at MTL 5, CBJ 3	1/14 MTL 3, at CBJ 2	12/1 at MTL 2, CBJ 1	11/4 at CBJ 10, MTL 0	11/14 CBJ 2, at MTL 1 OT	1/18 MTL 4, at CBJ 1
11/15 MTL 3, at CBJ 2 SO	2/21 at MTL 3, CBJ 1	1/25 at CBJ 5, MTL 2	12/23 at CBJ 2, MTL 1	11/27 at MTL 3, CBJ 1	2/19 at MTL 3, CBJ 2
3/20 CBJ 3, at MTL 2	2/26 MTL 5, at CBJ 2	1/26 CBJ 5, at MTL 2	2/28 at MTL 1, CBJ 0 OT	3/12 at CBJ 5, MTL 2	3/28 at CBJ 6, MTL 2
<b>2019-20</b> (2-0-1)	<b>2020-21</b> (0-0-0)	<b>2021-22</b> (3-0-0)	<b>2022-23</b> (1-2-0)		
11/12 at MTL 3, CBJ 2 SO	DID NOT PLAY	1/30 CBJ 6, at MTL 3	11/17 at CBJ 6, MTL 4		
11/19 at CBJ 5, MTL 2		2/12 CBJ 2, at MTL 1	11/23 MTL 3, at CBJ 1		
2/2 CBJ 4, at MTL 3		4/13 at CBJ 5, MTL 1	3/25 at MTL 8, CBJ 2		

### SHUTOUTS

<b>CBJ</b>	4	12/18/00, Tugnutt 27 saves (2-0 at MTL); 2/23/08, Leclaire 31 saves (3-0 at MTL); 11/2/10, Garon 29 saves (3-0 at CBJ); 11/4/16, Bobrovsky 30 saves (10-0 at CBJ)
<b>MTL</b>	1	2/28/17, Price 26 saves (0-1 OT at MTL)

### HAT TRICKS

<b>CBJ</b>	1	1/25/16, Atkinson against Condon (3) (5-2 W at CBJ)
<b>MTL</b>	1	3/25/23, Harvey-Pinard against Merzlikins (3) (2-8 L at MTL)

### PENALTY SHOTS

<b>CBJ</b>	0	None
<b>MTL</b>	1	3/20/14, Eller unsuccessful against Bobrovsky (3-2 W at MTL)



## NASHVILLE PREDATORS

Bridgestone Arena / 501 Broadway / Nashville, TN 37203

nashvillepredators.com / p: 615.770.2100 / @PredsNHL



ROMAN JOSI

### DIRECTORY

**First Season:** 1998-99  
**Home Ice:** Bridgestone Arena  
**Capacity:** 17,113 (opened in 1996)  
**Playoff Appearances:** 15 (most recent, 2021-22)  
**Stanley Cup Titles:** None  
**General Manager:** Barry Trotz  
**Head Coach:** Andrew Brunette  
**Assistant Coaches:**  
 Dan Hinote, Derek MacKenzie, Todd Richards  
**Public Relations Contact:** Kevin Wilson

**TV Play-by-Play:** Willy Daunic  
**TV Color Analyst:** Chris Mason  
**Radio Play-by-Play:** Pete Weber  
**Radio Color Analyst:** Hal Gill

### 2023-24 SCHEDULE

DATE	HOME/AWAY	START (ET)
Mar. 9	at CBJ	12:30 p.m.
Apr. 13	at NSH	8 p.m.

### 2022-23 SEASON

**Record:** 42-32-8, 92 pts.  
**Home:** 22-15-4, 48 pts.  
**Away:** 20-17-4, 44 pts.  
**Playoffs:** Did not qualify

### LEADERS

**Points:** Roman Josi, 59  
**Goals:** Matt Duchene, 22  
**Assists:** Roman Josi, 41  
**+/- (min. 40 GP):** Ryan McDonagh, +12  
**Def. Points:** Roman Josi, 59  
**Goaltending:** Juuse Saros, 33-23-7, 2.69 GAA

### 2022-23 RESULTS (1-1-0)

DATE	RESULT	ATTN	W/L GOALTENDERS	GW GOAL
Oct. 20, 2022	at CBJ 5, NSH 3	14,691	Elvis Merzlikins / Kevin Lankinen	Nick Blankenburg
Jan. 17, 2023	at NSH 2, CBJ 1	17,159	Kevin Lankinen / Daniil Tarasov	Yakov Trenin

GOALS BY PERIOD	1ST	2ND	3RD	OT	TOTAL
Columbus	0	1	5	-	6
Nashville	2	3	0	-	5

SHOTS BY PERIOD	1ST	2ND	3RD	OT	TOTAL
Columbus	19	30	33	-	82
Nashville	21	20	13	-	54

POWER PLAY	GOALS	ATTEMPTS	PCT
Columbus	0	6	0.0
Nashville	0	8	0.0

PENALTY KILLING	KILLS	ATTEMPTS	PCT
Columbus	8	8	100.0
Nashville	6	6	100.0

### SKATERS

COLUMBUS	GP	G	A	P	+/-	PIM	PP	SH	GW	EN	S	%
Johnny Gaudreau	2	2	0	2	1	0	0	0	0	1	9	22.2
Nick Blankenburg	2	1	1	2	2	0	0	0	1	0	4	25.0
Gustav Nyquist	2	1	1	2	2	0	0	0	0	0	5	20.0
Jack Roslovic	2	0	2	2	2	0	0	0	0	0	4	0.0
Yegor Chinakhov	1	0	2	2	1	0	0	0	0	0	4	0.0

NASHVILLE	GP	G	A	P	+/-	PIM	PP	SH	GW	EN	S	%
Yakov Trenin	2	2	1	3	1	0	0	0	1	0	5	40.0
Tanner Jeannot	2	1	2	3	1	2	0	0	0	0	3	33.3
Colton Sissons	2	0	2	2	1	0	0	0	0	0	2	0.0
Cody Glass	2	1	0	1	0	0	0	0	0	0	2	50.0
Ryan Johansen	2	1	0	1	-1	0	0	0	0	0	3	33.3

### GOALTENDING

COLUMBUS	GP	MIN	GA	GAA	SO	W	L	OTL	SA	SV%
Daniil Tarasov	1	59	2	2.03	0	0	1	0	28	.929
Elvis Merzlikins	1	60	3	3.00	0	1	0	0	26	.885

NASHVILLE	GP	MIN	GA	GAA	SO	W	L	OTL	SA	SV%
Kevin Lankinen	2	118	5	2.54	0	1	1	0	81	.938





## COLUMBUS VS. NASHVILLE ALL-TIME

SEASON	W-L-T/O	HOME	AWAY	GF-GA	SF-SA	PP	PK	PIM
2000-01	3-2-0-0	1-1-0-0	2-1-0-0	15-10	136-149	2-of-20	21-of-26	71-63
2001-02	2-2-0-1	2-0-0-1	0-2-0-0	9-10	126-133	2-of-24	21-of-22	103-90
2002-03	1-3-1-0	1-1-0-0	0-2-1-0	6-15	102-168	2-of-17	17-of-23	72-62
2003-04	2-4-0-0	1-2-0-0	1-2-0-0	17-21	181-192	6-of-27	29-of-33	159-141
2005-06	3-5-0	2-2-0	1-3-0	23-34	242-267	7-of-45	52-of-68	148-108
2006-07	0-7-1	0-3-1	0-4-0	12-27	245-203	3-of-38	33-of-40	116-124
2007-08	1-6-1	1-3-0	0-3-1	11-24	280-231	4-of-30	33-of-39	142-120
2008-09	3-2-1	3-0-0	0-2-1	17-19	179-164	3-of-20	22-of-23	72-68
2009-10	1-1-4	1-1-1	0-0-3	13-16	173-210	5-of-21	22-of-24	46-40
2010-11	2-3-1	2-0-1	0-3-0	13-14	183-155	4-of-23	17-of-19	56-62
2011-12	1-4-1	0-2-1	1-2-0	15-23	182-175	6-of-22	8-of-17	63-70
2012-13	4-1-0	2-0-0	2-1-0	14-12	167-152	5-of-12	3-of-6	33-60
2013-14	1-1-0	0-1-0	1-0-0	1-4	55-57	0-of-7	3-of-4	13-19
2014-15	0-2-0	0-1-0	0-1-0	2-7	53-77	2-of-6	8-of-8	16-12
2015-16	1-1-0	1-0-0	0-1-0	5-5	37-87	0-of-2	5-of-6	14-6
2016-17	0-2-0	0-1-0	0-1-0	6-8	71-64	0-of-3	2-of-3	8-10
2017-18	0-2-0	0-1-0	0-1-0	3-7	67-56	0-of-5	7-of-9	30-22
2018-19	2-0-0	1-0-0	1-0-0	9-5	65-60	2-of-7	4-of-4	8-14
2019-20	0-0-1	0-0-0	0-0-1	3-3	43-36	1-of-2	1-of-1	2-4
2020-21	2-5-1	2-1-1	0-4-0	17-23	237-277	2-of-16	18-of-21	57-47
2021-22	1-1-0	1-0-0	0-1-0	3-9	56-71	0-of-5	5-of-7	28-24
2022-23	1-1-0	1-0-0	0-1-0	6-5	82-54	0-of-6	8-of-8	16-12
<b>TOTAL</b>	<b>31-55-1-12</b>	<b>22-20-0-6</b>	<b>9-35-1-6</b>	<b>220-301</b>	<b>2,962-3,038</b>	<b>56-of-358</b>	<b>339-411</b>	<b>1,216-1,131</b>

	OVERALL	AT CBJ	AT NSH
<b>Current Streak:</b>	0-1-0 since 1/17/23	3-0-1 since 5/3/21	0-6-1 since 2/22/20
<b>Last 10 Games:</b>	4-5-1	6-3-1	1-8-1
<b>Last Win:</b>	10/20/22, 5-3 at CBJ	10/20/22, 5-3	3/30/19, 5-2
<b>Last Regulation Loss:</b>	1/17/23, 1-2 at NSH	2/20/21, 2-4	1/17/23, 1-2
<b>Most Lopsided Win:</b>	4, 3x (11/20/15 most recent, 4-0 at CBJ)	4, 2x, (11/20/15 most recent, 4-0)	4, 11/16/00 (5-1)
<b>Most Lopsided Loss:</b>	6, 11/30/21 (0-6 at NSH)	4, 3x (12/22/14 most recent, 1-5)	6, 11/30/21 (0-6)
<b>Last OT Game:</b>	12/30/21, 4-3 SOW at CBJ	12/30/21, 4-3 SOW	2/22/20, 3-4 SOL
<b>OT Record (W-L-T):</b>	8-12-1	5-6-0	3-6-1
<b>Most Goals Scored:</b>	5, 6x (10/20/22 most recent, 5-3 W at CBJ)	5, 2x (10/20/22 most recent, 5-3)	5, 4x (3/30/19 most recent, 5-2 W)
<b>Most Goals Allowed:</b>	7, 2x (1/21/06 most recent, 2-7 L at NSH)	6, 1/29/04 (4-6 L)	7, 2x (1/21/06 most recent, 2-7 L)
<b>Most Goals, Both Teams:</b>	11, 12/22/11 (5-6 L at NSH)	10, 1/29/04 (4-6 L)	11, 12/22/11 (5-6 L)
<b>Longest Win Streak:</b>	3, 2/16/04 - 10/26/05	3, 2x, 5/5/21 - current, most recent	2, 4/4/13 - 3/8/14
<b>Longest Pts. Streak:</b>	5, 12/31/09 - 12/1/10 (2-0-0-3)	5, 12/31/09 - 2/22/11 (3-0-0-2)	4, 4/4/09 - 3/20/10 (0-0-0-4)
<b>Longest Pointless Streak:</b>	6, 2x, 11/15/06 - 1/18/07, most recent	3, 11/15/06 - 1/13/07	6, 1/14/21 - current
<b>Longest Winless Streak:</b>	12, 11/15/06 - 12/27/07 (0-10-0-2)	6, 11/15/06 - 12/23/07 (0-5-0-1)	17, 11/18/06 - 4/8/11 (0-12-0-5)

## ALL-TIME RESULTS

2000-01	(3-2-0-0)	2001-02	(2-2-0-1)	2002-03	(1-3-1-0)	2003-04	(2-4-0-0)	2005-06	(3-5-0)	2006-07	(0-7-1)
11/16	CBJ 5, at NSH 1	11/17	at NSH 3, CBJ 2	11/16	CBJ 1, at NSH 1 OT	10/18	at NSH 3, CBJ 2	10/26	at CBJ 3, NSH 2 OT	11/15	NSH 5, at CBJ 4
2/8	at NSH 3, CBJ 1	1/6	at CBJ 4, NSH 3	1/6	NSH 5, at CBJ 1	11/26	at NSH 4, CBJ 2	11/23	NSH 4, at CBJ 2	11/18	at NSH 4, CBJ 2
2/10	at CBJ 3, NSH 2	1/19	at NSH 2, CBJ 1	1/30	at CBJ 2, NSH 1	12/4	NSH 4, at CBJ 2	12/17	at NSH 7, CBJ 3	11/20	NSH 3, at CBJ 1
3/1	CBJ 5, at NSH 2	2/9	NSH 1, at CBJ 0 OT	2/8	at NSH 3, CBJ 2	1/29	NSH 6, at CBJ 4	12/23	NSH 5, at CBJ 4	1/12	at NSH 2, CBJ 0
3/19	NSH 2, at CBJ 1	4/4	at CBJ 2, NSH 1	2/25	at NSH 5, CBJ 0	2/16	at CBJ 4, NSH 2	1/21	at NSH 7, CBJ 2	1/13	NSH 4, at CBJ 1
						3/27	CBJ 3, at NSH 2 OT	1/28	at CBJ 4, NSH 3	1/18	at NSH 4, CBJ 0
								2/11	at NSH 5, CBJ 2	2/25	NSH 4, at CBJ 3 SO
								4/3	CBJ 3, at NSH 1	3/10	at NSH 2, CBJ 1
2007-08	(1-6-1)	2008-09	(3-2-1)	2009-10	(1-1-4)	2010-11	(2-3-1)	2011-12	(1-4-1)	2012-13	(4-1-0)
11/10	at NSH 4, CBJ 3 SO	10/17	at CBJ 5, NSH 3	11/21	at NSH 4, CBJ 3 SO	11/22	at CBJ 2, NSH 0	10/7	NSH 3, at CBJ 2	1/19	CBJ 3, at NSH 2 SO
11/12	NSH 4, at CBJ 1	10/18	at NSH 6, CBJ 3	12/10	at NSH 4, CBJ 3 SO	12/1	NSH 4, at CBJ 3 SO	11/19	CBJ 4, at NSH 3 OT	3/19	at CBJ 4, NSH 3
12/23	NSH 3, at CBJ 1	12/11	at CBJ 2, NSH 1 SO	12/14	NSH 5, at CBJ 3	1/2	at NSH 4, CBJ 1	12/8	NSH 4, at CBJ 3 OT	3/23	at NSH 5, CBJ 2
12/27	at NSH 4, CBJ 3	3/05	at NSH 4, CBJ 2	12/31	NSH 2, at CBJ 1 OT	2/22	at CBJ 4, NSH 0	12/22	at NSH 6, CBJ 5	4/4	CBJ 3, at NSH 1
1/12	at CBJ 2, NSH 1 SO	3/31	at CBJ 2, NSH 1	1/26	at CBJ 3, NSH 2	2/27	at NSH 3, CBJ 2	1/19	NSH 3, at CBJ 0	4/27	at CBJ 3, NSH 1
1/31	at NSH 4, CBJ 2	4/4	at NSH 5, CBJ 4 SO	3/20	at NSH 1, CBJ 0 OT	4/8	at NSH 4, CBJ 1	1/23	at NSH 4, CBJ 1		
3/25	at NSH 3, CBJ 0										
3/28	NSH 2, at CBJ 0										
2013-14	(1-1-0)	2014-15	(0-2-0)	2015-16	(1-1-0)	2016-17	(0-2-0)	2017-18	(0-2-0)	2018-19	(2-0-0)
11/27	NSH 4, at CBJ 0	11/29	at NSH 2, CBJ 1	11/20	at CBJ 4, NSH 0	1/26	at NSH 4, CBJ 3	11/7	NSH 3, at CBJ 1	1/10	at CBJ 4, NSH 3 OT
3/8	CBJ 1, at NSH 0	12/22	NSH 5, at CBJ 1	3/26	at NSH 5, CBJ 1	2/19	NSH 4, at CBJ 3	4/7	at NSH 4, CBJ 2	3/30	CBJ 5, at NSH 2
2019-20	(0-0-1)	2020-21	(2-5-1)	2/18	at CBJ 3, NSH 0	2/28	at NSH 3, CBJ 1	2021-22	(1-1-0)	2022-23	(1-1-0)
2/22	at NSH 4, CBJ 3 SO	1/14	at NSH 3, CBJ 1	2/20	NSH 4, at CBJ 2	5/3	NSH 4, at CBJ 3 OT	11/30	at NSH 6, CBJ 0	10/20	at CBJ 5, NSH 3
		1/16	at NSH 5, CBJ 2	2/27	at NSH 2, CBJ 1	5/5	at CBJ 4, NSH 2	12/30	at CBJ 4, NSH 3 SO	1/17	at NSH 2, CBJ 1

### SHUTOUTS

<b>CBJ</b>	5	11/22/10, Mason 27 saves (2-0 at CBJ); 2/22/11, Mason 20 saves (4-0 at CBJ); 3/8/14, Bobrovsky 28 saves (1-0 at NSH); 11/20/15, Bobrovsky 39 saves (4-0 at CBJ); 2/18/21, Merzlikins (3-0 at CBJ)
<b>NSH</b>	10	2/9/02, Vokoun 25 saves (0-1 OT at CBJ); 2/25/03, Vokoun 19 saves (0-5 at NSH); 1/12/07, Vokoun 22 saves (0-2 at NSH); 1/18/07, Mason 33 saves (0-4 at NSH); 3/25/08, Ellis 36 saves (0-3 at NSH); 3/28/08, Ellis 43 saves (0-2 at CBJ); 3/20/10, Rinne 33 saves (0-1 OT at NSH); 1/19/12, Rinne 38 saves (0-3 at CBJ); 11/27/13, Mazanec 19 saves (0-4 at CBJ); 11/30/21, Saros 27 saves (0-6 at NSH)

### HAT TRICKS

<b>CBJ</b>	3	2/10/01, Sanderson against Dunham (3) (3-2 W at CBJ); 12/22/11, Carter against Rinne (3) (5-6 L at NSH); 5/3/21, Bemstrom against Saros (3) (3-4 OTL at CBJ)
<b>NSH</b>	3	12/14/09, Sullivan against Mason (3) (3-5 L at CBJ); 4/7/18, Forsberg against Korpisalo (2) and EN (2-4 L at NSH); 11/30/21, Forsberg against Merzlikins (2) and Korpisalo (2) (0-6 L at NSH)

### PENALTY SHOTS


<b>CBJ</b>	4	3/19/01, Vyborny goal against Vokoun (1-2 L at CBJ); 12/17/05, Vyborny goal against Vokoun (3-7 L at NSH); 1/21/06, Letowski unsuccessful against Vokoun (2-7 L at NSH); 3/30/19, Atkinson unsuccessful against Saros (5-2 W at NSH)
<b>NSH</b>	1	12/23/05, Sullivan unsuccessful against Denis (4-5 L at CBJ)



## NEW JERSEY DEVILS

Prudential Center / 25 Lafayette St. / Newark, NJ 07102

newjerseydevils.com / p: 973.757.6100 / @NJDevils



JACK HUGHES

### DIRECTORY

**First Season:** 1974-75  
 (Relocated from Denver in 1982)  
**Home Ice:** Prudential Center  
**Capacity:** 16,514 (opened in 2007)  
**Playoff Appearances:** 24 (most recent, 2022-23)  
**Stanley Cup Titles:** 3 (most recent, 2003)  
**EVP & General Manager:** Tom Fitzgerald  
**Head Coach:** Lindy Ruff  
**Associate Coach:** Travis Green  
**Assistant Coaches:**  
 Sergei Brylin, Ryan McGill, Chris Taylor  
**Public Relations Contact:** Peter Albietz

**TV Play-by-Play:** Bill Spaulding  
**TV Color Analyst:** Ken Daneyko  
**Radio Play-by-Play:** Matt Loughlin  
**Radio Color Analyst:** Glenn "Chico" Resch

### 2023-24 SCHEDULE

DATE	HOME/AWAY	START (ET)
Nov. 24	at NJD	3 p.m.
Dec. 16	at CBJ	7 p.m.
Dec. 27	at NJD	7 p.m.
Jan. 19	at CBJ	7 p.m.

### 2022-23 SEASON

**Record:** 52-22-8, 112 pts.  
**Home:** 24-13-4, 52 pts.  
**Away:** 28-9-4, 60 pts.  
**Playoffs:** Lost 4-1 (CAR) in East Semifinals

### LEADERS

**Points:** Jack Hughes, 99  
**Goals:** Jack Hughes, 43  
**Assists:** Jack Hughes, 56  
**+/- (min. 40 GP):** Thomas Tatar, +41  
**Def. Points:** Dougie Hamilton, 74  
**Goaltending:** Vitek Vanecek, 33-11-4, 2.45 GAA

### 2022-23 RESULTS (0-3-0)

DATE	RESULT	ATTN	W/L GOALTENDERS	GW GOAL
Oct. 30, 2022	at NJD 7, CBJ 1	11,547	Vitek Vanecek / Elvis Merzlikins	Nico Hischier
Feb. 14, 2023	NJD 3, at CBJ 2	15,840	Vitek Vanecek / Elvis Merzlikins	Ryan Graves
Apr. 6, 2023	at NJD 8, CBJ 1	16,514	Vitek Vanecek / Michael Hutchinson	Tomas Tatar

GOALS BY PERIOD	1ST	2ND	3RD	OT	TOTAL
Columbus	1	3	0	-	4
New Jersey	3	7	8	-	18

SHOTS BY PERIOD	1ST	2ND	3RD	OT	TOTAL
Columbus	22	22	27	-	71
New Jersey	36	37	48	-	121

POWER PLAY	GOALS	ATTEMPTS	PCT
Columbus	1	10	10.0
New Jersey	3	8	37.5

PENALTY KILLING	KILLS	ATTEMPTS	PCT
Columbus	5	8	62.5
New Jersey	9	10	90.0

### SKATERS

COLUMBUS	GP	G	A	P	+/-	PIM	PP	SH	GW	EN	S	%
Adam Boqvist	2	1	1	2	-2	0	0	0	0	0	1	100.0
Johnny Gaudreau	3	1	0	1	-2	2	1	0	0	0	4	25.0
Yegor Chinakhov	1	1	0	1	0	0	0	0	0	0	2	50.0
Joona Luoto	1	1	0	1	0	0	0	0	0	0	1	100.0
Boone Jenner	3	0	1	1	-6	2	0	0	0	0	8	0.0

NEW JERSEY	GP	G	A	P	+/-	PIM	PP	SH	GW	EN	S	%
Jack Hughes	2	2	4	6	3	0	1	0	0	0	7	28.6
Ryan Graves	3	3	2	5	10	0	0	0	1	0	7	42.9
John Marino	3	1	4	5	9	4	0	0	0	0	3	33.3
Jesper Bratt	3	2	2	4	1	0	0	0	0	0	7	28.6
Erik Haula	3	1	3	4	3	2	0	0	0	0	7	14.3

### GOALTENDING

COLUMBUS	GP	MIN	GA	GAA	SO	W	L	OTL	SA	SV%
Elvis Merzlikins	2	120	10	5.00	0	0	2	0	85	.882
Michael Hutchinson	1	42	5	7.12	0	0	1	0	24	.792
Jon Gillies	1	18	3	10.07	0	0	0	0	12	.750

NEW JERSEY	GP	MIN	GA	GAA	SO	W	L	OTL	SA	SV%
Vitek Vanecek	3	180	4	1.33	0	3	0	0	71	.944

OPPONENTS





## COLUMBUS VS. NEW JERSEY ALL-TIME

SEASON	W-L-T/O	HOME	AWAY	GF-GA	SF-SA	PP	PK	PIM
2000-01	0-1-1-0	0-1-0-0	0-0-1-0	5-8	39-75	0-of-8	5-of-9	25-33
2001-02	1-0-0-0	1-0-0-0	0-0-0-0	3-1	23-30	0-of-0	1-of-1	9-7
2002-03	1-1-0-0	1-0-0-0	0-1-0-0	6-5	49-65	3-of-11	12-of-12	34-32
2003-04	0-1-0-0	0-1-0-0	0-0-0-0	3-4	31-39	1-of-5	2-of-3	11-15
2005-06	1-0-0	1-0-0	0-0-0	3-2	39-30	1-of-5	7-of-7	21-17
2006-07	0-1-0	0-0-0	0-1-0	0-1	22-21	0-of-4	5-of-5	27-15
2007-08	DID NOT PLAY							
2008-09	0-1-0	0-1-0	0-0-0	1-2	27-28	0-of-3	0-of-1	2-of-6
2009-10	0-1-0	0-0-0	0-1-0	3-6	22-30	0-of-3	3-of-6	19-23
2010-11	0-1-0	0-1-0	0-0-0	0-3	13-31	0-of-1	4-of-4	8-0
2011-12	0-0-1	0-0-0	0-0-1	1-1	36-24	0-of-6	3-of-3	6-12
2012-13	DID NOT PLAY							
2013-14	3-1-0	2-0-0	1-1-0	12-11	96-111	1-of-12	9-of-12	32-30
2014-15	2-2-0	1-1-0	1-1-0	8-9	122-97	2-of-13	13-of-17	48-38
2015-16	4-1-0	2-0-0	2-1-0	18-8	125-130	2-of-14	17-of-20	49-33
2016-17	3-1-0	1-1-0	2-0-0	10-6	106-119	0-of-6	7-of-9	31-19
2017-18	3-1-0	1-1-0	2-0-0	14-9	139-126	2-of-16	8-of-8	18-34
2018-19	4-0-0	2-0-0	2-0-0	10-3	110-129	1-of-13	9-of-9	25-33
2019-20	2-0-1	2-0-0	0-0-1	13-4	126-89	0-of-9	6-of-6	28-34
2020-21	DID NOT PLAY							
2021-22	3-1-0	2-0-0	1-1-0	12-12	123-130	3-of-12	10-of-13	31-29
2022-23	0-3-0	0-1-0	0-2-0	4-18	71-121	1-of-10	5-of-8	34-36
<b>TOTAL</b>	<b>27-17-1-2</b>	<b>16-8-0-0</b>	<b>11-9-1-2</b>	<b>126-913</b>	<b>1,319-1,425</b>	<b>17-of-151</b>	<b>126-of-153</b>	<b>458-446</b>

	OVERALL	AT CBJ	AT NJD
<b>Current Streak:</b>	0-3-0 since 1/6/22	0-1-0 since 2/14/23	0-3-0 since 1/6/22
<b>Last 10 Games:</b>	5-4-1	8-2-0	6-3-1
<b>Last Win:</b>	3/1/22, 4-3 at CBJ	3/1/22, 4-3	10/31/21, 4-3 SO
<b>Last Regulation Loss:</b>	4/6/23, 1-8 at NJD	2/14/23, 2-3	4/6/23, 1-8
<b>Most Lopsided Win:</b>	5, 3x (1/18/20 most recent, 5-0 at CBJ)	5, 3x (1/18/20 most recent, 5-0)	3, 3x (12/23/18 most recent, 3-0)
<b>Most Lopsided Loss:</b>	7, 4/6/23 (1-8 at NJD)	4, 2/4/17 (1-5)	8, 4/6/23 (1-8)
<b>Last OT Game:</b>	10/31/21, 4-3 SOW at NJD	3/31/15, 3-2 OTW	10/31/21, 4-3 SOW
<b>OT Record (W-L-T):</b>	5-2-1	2-0-0	3-2-1
<b>Most Goals Scored:</b>	6, 3x (2/10/18 most recent, 6-1 W at CBJ)	6, 3x (2/10/18 most recent, 6-1 W)	5, 12/8/17 (5-3 W)
<b>Most Goals Allowed:</b>	8, 4/6/23 (1-8 L at NJD)	6, 12/31/00 (3-6 L)	8, 4/6/23 (1-8 L)
<b>Most Goals, Both Teams:</b>	9, 5x (4/6/23 most recent, 1-8 L at NJD)	9, 3x (3/19/16 most recent, 6-3 W)	9, 2x (4/6/23 most recent, 1-8 L)
<b>Longest Win Streak:</b>	9, 12/8/17 - 1/18/20	7, 2/10/18 - 3/1/22	6, 3/5/17 - 3/5/19
<b>Longest Pts. Streak:</b>	11, 12/8/17 - 10/31/21 (10-0-0-1)	7, 2/10/18 - 3/1/22 (7-0-0-0)	8, 3/5/17 - 10/31/21 (7-0-0-1)
<b>Longest Pointless Streak:</b>	4, 10/28/06 - 3/20/11	2, 1/16/09 - 3/20/11	3, 2x, 1/6/22 - current, most recent
<b>Longest Winless Streak:</b>	5, 10/28/06 - 11/23/11 (0-4-0-1)	2, 1/16/09 - 3/20/11 (0-2-0-0)	5, 12/27/00 - 11/23/11 (0-3-1-1)

## ALL-TIME RESULTS

<b>2000-01</b> (0-1-1-0) 12/27 CBJ 2, at NJD 2 OT 12/31 NJD 6, at CBJ 3	<b>2001-02</b> (1-0-0-0) 12/10 at CBJ 3, NJD 1	<b>2002-03</b> (1-1-0-0) 10/12 at NJD 3, CBJ 2 12/12 at CBJ 4, NJD 2	<b>2003-04</b> (0-1-0-0) 1/27 NJD 4, at CBJ 3	<b>2005-06</b> (1-0-0) 12/11 at CBJ 3, NJD 2 OT	<b>2006-07</b> (0-1-0) 10/28 at NJD 1, CBJ 0
<b>2007-08</b> (0-0-0) DID NOT PLAY	<b>2008-09</b> (0-1-0) 1/16 NJD 2, at CBJ 1	<b>2009-10</b> (0-1-0) 3/23 at NJD 6, CBJ 3	<b>2010-11</b> (0-1-0) 3/20 NJD 3, at CBJ 0	<b>2011-12</b> (0-0-1) 11/23 at NJD 2, CBJ 1 SO	<b>2012-13</b> (0-0-0) DID NOT PLAY
<b>2013-14</b> (3-1-0) 10/22 at CBJ 4, NJD 1 12/10 at CBJ 5, NJD 4 12/27 CBJ 2, at NJD 1 SO 2/27 at NJD 5, CBJ 2	<b>2014-15</b> (2-2-0) 11/1 at NJD 3, CBJ 2 2/28 NJD 2, at CBJ 0 3/6 CBJ 3, at NJD 2 3/31 at CBJ 3, NJD 2 OT	<b>2015-16</b> (4-1-0) 10/27 CBJ 3, at NJD 1 11/25 CBJ 2, at NJD 1 2/25 at CBJ 6, NJD 1 3/19 at CBJ 6, NJD 3 3/20 at NJD 2, CBJ 1	<b>2016-17</b> (3-1-0) 2/4 NJD 5, at CBJ 1 3/5 CBJ 3, at NJD 0 3/7 at CBJ 2, NJD 0 3/19 CBJ 4, at NJD 1	<b>2017-18</b> (3-1-0) 12/5 NJD 4, at CBJ 1 12/8 CBJ 5, at NJD 3 2/10 at CBJ 6, NJD 1 2/20 CBJ 2, at NJD 1	<b>2018-19</b> (4-0-0) 12/20 at CBJ 2, NJD 1 12/23 CBJ 3, at NJD 0 1/15 at CBJ 4, NJD 1 3/5 CBJ 2, at NJD 1 SO
<b>2019-20</b> (2-0-1) 12/21 at CBJ 5, NJD 1 1/18 at CBJ 5, NJD 0 2/16 at NJD 4, CBJ 3 SO	<b>2020-21</b> (0-0-0) DID NOT PLAY	<b>2021-22</b> (3-1-0) 10/31 CBJ 4, at NJD 3 OT 1/6 at NJD 3, CBJ 1 1/8 at CBJ 4, NJD 3 3/1 at CBJ 4, NJD 3	<b>2022-23</b> (0-3-0) 10/30 at NJD 7, CBJ 1 2/14 NJD 3, at CBJ 2 4/6 at NJD 8, CBJ 1		

### SHUTOUTS

<b>CBJ</b> 4	3/5/17, Bobrovsky 20 saves (3-0 at NJD); 3/7/17, Bobrovsky 33 saves (2-0 at CBJ); 12/23/18, Bobrovsky 39 saves (3-0 at NJD); 1/18/20, Merzlikins 41 saves (5-0 at CBJ)
<b>NJD</b> 3	10/28/06, Brodeur 22 saves (0-1 at NJD); 3/20/11, Brodeur 13 saves (0-3 at CBJ); 2/28/15, Schneider 33 Saves (0-2 at CBJ)

### HAT TRICKS

<b>CBJ</b> 1	2/25/16, Foligno against Schneider (2) & Kinkaid (1) (6-1 W at CBJ)
<b>NJD</b> 0	None

### PENALTY SHOTS

<b>CBJ</b> 4	3/31/15, Dubinsky goal against Schneider (3-2 OTW at CBJ); 3/19/17, Sedlak goal against Schneider (4-1 W at NJD); 3/19/17, Dubinsky goal against Schneider (4-1 W at NJD); 12/20/18, Atkinson goal against Blackwood (2-1 W at CBJ)
<b>NJD</b> 0	None



## NEW YORK ISLANDERS

UBS Arena / 2400 Hempstead Turnpike / Elmony, NY 11003

newyorkislanders.com / p: 516.501.6700 / @NYIslanders



BROCK NELSON

### DIRECTORY

**First Season:** 1972-73

**Home Ice:** UBS Arena

**Capacity:** 17,113 (opened in 2021)

**Playoff Appearances:** 27 (most recent, 2022-23)

**Stanley Cup Titles:** 4 (most recent, 1983)

**President and General Manager:** Lou Lamoriello

**Head Coach:** Lane Lambert

**Assistant Coaches:** Doug Houda, John MacLean

**Public Relations Contact:** Kimber Auerbach

**TV Play-by-Play:** Brendan Burke

**TV Color Analyst:** Butch Goring

**Radio Play-by-Play:** Chris King

**Radio Analyst:** Greg Picker

### 2023-24 SCHEDULE

DATE	HOME/AWAY	START (ET)
Oct. 28	at CBJ	7 p.m.
Dec. 7	at NYI	7:30 p.m.
Apr. 4	at CBJ	7 p.m.

### 2022-23 SEASON

**Record:** 42-31-9, 93 pts.

**Home:** 25-13-3, 53 pts.

**Away:** 17-18-6, 40 pts.

**Playoffs:** Lost 4-2 (CAR) in Round 1

### LEADERS

**Points:** Brock Nelson, 75

**Goals:** Brock Nelson, 36

**Assists:** Brock Nelson, 39

**+/- (min. 40 GP):** Adam Pelech, +15

**Def. Points:** Noah Dobson, 49

**Goaltending:** Ilya Sorokin, 31-22-7, 2.34 GAA

### 2022-23 RESULTS (1-2-1)

DATE	RESULT	ATTN	W/L GOALTENDERS	GW GOAL
Nov. 12, 2022	at NYI 4, CBJ 3 (OT)	17,255	Ilya Sorokin / Joonas Korpisalo	Zach Parise
Nov. 25, 2022	NYI 3, at CBJ 2	17,286	Ilya Sorokin / Joonas Korpisalo	Brock Nelson
Dec. 29, 2022	at NYI 2, CBJ 1	17,255	Ilya Sorokin / Joonas Korpisalo	Mathew Barzal
Mar. 24, 2023	at CBJ 5, NYI 4 (OT)	18,940	Michael Hutchinson / Ilya Sorokin	Boone Jenner

GOALS BY PERIOD	1ST	2ND	3RD	OT	TOTAL
Columbus	0	8	2	1	11
New York	2	6	4	1	13

SHOTS BY PERIOD	1ST	2ND	3RD	OT	TOTAL
Columbus	26	41	35	1	103
New York	38	61	44	1	144

POWER PLAY	GOALS	ATTEMPTS	PCT
Columbus	5	12	41.7
New York	3	10	30.0

PENALTY KILLING	KILLS	ATTEMPTS	PCT
Columbus	7	10	70.0
New York	7	12	58.3

### SKATERS

COLUMBUS	GP	G	A	P	+/-	PIM	PP	SH	GW	EN	S	%
Johnny Gaudreau	4	1	4	5	-5	4	1	0	0	0	8	12.5
Emil Bemstrom	3	2	2	4	1	2	0	0	0	0	6	33.3
Kent Johnson	3	2	1	3	3	0	1	0	0	0	6	33.3
Marcus Bjork	3	1	2	3	0	4	0	0	0	0	4	25.0
Boone Jenner	3	1	1	2	-5	2	1	0	1	0	9	11.1

NEW YORK	GP	G	A	P	+/-	PIM	PP	SH	GW	EN	S	%
Brock Nelson	4	5	1	6	3	0	1	0	1	0	26	19.2
Jean-Gabriel Pageau	4	2	2	4	1	0	1	0	0	0	5	40.0
Mathew Barzal	3	1	3	4	1	0	1	0	1	0	6	16.7
Zach Parise	4	2	1	3	2	2	0	0	1	0	7	28.6
Scott Mayfield	4	1	2	3	4	0	0	0	0	0	10	10.0

### GOALTENDING

COLUMBUS	GP	MIN	GA	GAA	SO	W	L	OTL	SA	SV%
Joonas Korpisalo	3	176	9	3.06	0	0	2	1	106	.915
Michael Hutchinson	1	61	4	3.96	0	1	0	0	38	.895

NEW YORK	GP	MIN	GA	GAA	SO	W	L	OTL	SA	SV%
Ilya Sorokin	4	241	11	2.73	0	3	0	1	103	.893





## COLUMBUS VS. NY ISLANDERS ALL-TIME

SEASON	W-L-T/O	HOME	AWAY	GF-GA	SF-SA	PP	PK	PIM
2000-01	1-0-1-0	0-0-1-0	1-0-0-0	10-8	60-52	3-of-15	5-of-8	24-37
2001-02	1-0-0-0	1-0-0-0	0-0-0-0	4-2	17-41	1-of-3	4-of-4	17-15
2002-03	2-0-0-0	1-0-0-0	1-0-0-0	8-3	54-61	3-of-8	6-of-8	35-35
2003-04	1-0-0-0	1-0-0-0	0-0-0-0	2-1	29-25	0-of-5	6-of-6	17-13
2005-06	1-0-0	1-0-0	0-0-0	3-3	27-40	3-of-7	8-of-10	27-21
2006-07	0-1-0	0-0-0	0-1-0	0-4	26-23	0-of-9	4-of-5	19-27
2007-08	DID NOT PLAY							
2008-09	1-0-1	1-0-0	0-0-1	6-5	69-54	2-of-9	5-of-5	12-20
2009-10	0-0-2	0-0-1	0-0-1	4-5	79-53	1-of-7	4-of-4	8-14
2010-11	1-0-0	0-0-0	1-0-0	4-3	38-24	1-of-4	2-of-2	13-27
2011-12	1-0-0	1-0-0	0-0-0	7-3	37-38	2-of-3	2-of-2	19-21
2012-13	DID NOT PLAY							
2013-14	3-1-0	2-0-0	1-1-0	11-6	132-119	6-of-18	7-of-9	48-76
2014-15	2-2-0	1-1-0	1-1-0	12-18	131-166	2-of-12	15-of-15	50-44
2015-16	0-3-2	0-1-2	0-2-0	9-18	142-154	1-of-16	12-of-16	48-53
2016-17	3-1-0	2-0-0	1-1-0	18-8	145-105	1-of-6	5-of-5	27-29
2017-18	3-1-0	2-0-0	1-1-0	18-9	172-122	5-of-11	7-of-10	31-33
2018-19	1-3-0	1-1-0	0-2-0	6-8	125-102	1-of-5	7-of-7	20-16
2019-20	1-1-1	0-0-1	1-1-0	5-7	110-98	1-of-4	2-of-2	6-10
2020-21	DID NOT PLAY							
2021-22	1-3-0	1-1-0	0-2-0	8-17	134-134	1-of-15	8-of-11	24-32
2022-23	1-2-1	1-1-0	0-1-1	11-13	103-144	5-of-12	7-of-10	29-33
<b>TOTAL</b>	<b>24-18-1-7</b>	<b>16-5-1-4</b>	<b>8-13-0-3</b>	<b>146-141</b>	<b>1,631-1,555</b>	<b>39-of-169</b>	<b>116-of-139</b>	<b>474-556</b>

	OVERALL	AT CBJ	AT NYI
<b>Current Streak:</b>	1-0-0 since 3/24/23	1-0-0 since 3/24/23	0-3-1 since 3/10/22
<b>Last 10 Games:</b>	3-6-1	6-3-1	2-7-1
<b>Last Win:</b>	3/24/23, 5-4 OT at CBJ	3/24/23, 5-4 OT	12/23/19, 3-2
<b>Last Regulation Loss:</b>	12/29/22, 1-2 at NYI	11/25/22, 2-3	12/29/22, 1-2
<b>Most Lopsided Win:</b>	7, 2/25/17 (7-0 at CBJ)	7, 2/25/17 (7-0)	3, 2/13/18 (4-1)
<b>Most Lopsided Loss:</b>	6, 3/10/22 (0-6 at NYI)	4, 10/20/15 (0-4)	6, 3/10/22 (0-6)
<b>Last OT Game:</b>	3/24/23, 5-4 OTW at CBJ	3/24/23, 5-4 OTW	11/12/22, 3-4 OTL
<b>OT Record (W-L-T):</b>	8-7-1	4-4-1	4-3-0
<b>Most Goals Scored:</b>	7, 3x (2/25/17 most recent, 7-0 W at CBJ)	7, 2x (2/25/17 most recent, 7-0 W)	7, 12/23/00 (7-5 W)
<b>Most Goals Allowed:</b>	6, 2x (3/10/22 most recent, 0-6 L at NYI)	5, 1/10/15 (2-5 L)	6, 2x (3/10/22 most recent, 0-6 L at NYI)
<b>Most Goals, Both Teams:</b>	12, 12/23/00 (7-5 W at NYI)	10, 2x (12/14/17 most recent, 6-4 W)	12, 12/23/00 (7-5 W)
<b>Longest Win Streak:</b>	5, 3/8/02 - 12/8/05	5, 3/8/02 - 12/13/08	2, 2x, 11/24/10 - 10/5/13, most recent
<b>Longest Pts. Streak:</b>	8, 11/3/08 - 11/9/13 (5-0-0-3)	10, 3/17/01 - 4/6/14 (8-0-1-1)	4, 11/3/08 - 10/5/13 (2-0-0-2)
<b>Longest Pointless Streak:</b>	3, 2x, 3/10/22 - 3/31/22	2, 3/29/22 - 11/25/22	3, 2x, 12/1/18 - 11/30/19, most recent
<b>Longest Winless Streak:</b>	6, 3/10/22 - 12/29/22 (0-5-0-1)	3, 10/20/15 - 2/9/16 (0-1-0-2)	4, 3/10/22 - current

## ALL-TIME RESULTS

<b>2000-01</b> (1-0-1-0) 12/23 CBJ 7, at NYI 5 3/17 at CBJ 3, NYI 3 OT	<b>2001-02</b> (1-0-0-0) 3/8 at CBJ 4, NYI 2	<b>2002-03</b> (2-0-0-0) 11/29 CBJ 4, at NYI 2 1/25 at CBJ 4, NYI 1	<b>2003-04</b> (1-0-0-0) 11/22 at CBJ 2, NYI 1	<b>2005-06</b> (1-0-0) 12/8 at CBJ 4, NYI 3 SO	<b>2006-07</b> (0-1-0) 12/23 at NYI 4, CBJ 0	<b>2007-08</b> (0-0-0) DID NOT PLAY	<b>2008-09</b> (1-0-1) 11/3 at NYI 4, CBJ 3 OT 12/13 at CBJ 3, NYI 1	<b>2009-10</b> (0-0-2) 12/29 at NYI 2, CBJ 1 SO 3/27 NYI 4, at CBJ 3 OT	<b>2010-11</b> (1-0-0) 11/24 CBJ 4, at NYI 3 OT	<b>2011-12</b> (1-0-0) 4/7 at CBJ 7, NYI 3	<b>2012-13</b> (0-0-0) DID NOT PLAY	<b>2013-14</b> (3-1-0) 10/5 CBJ 3, at NYI 2 SO 11/9 at CBJ 5, NYI 2 3/23 at NYI 2, CBJ 0 4/6 at CBJ 4, NYI 0	<b>2014-15</b> (2-2-0) 1/10 NYI 5, at CBJ 2 2/14 at NYI 6, CBJ 3 4/2 at CBJ 4, NYI 3 SO 4/11 CBJ 5, at NYI 4 SO	<b>2015-16</b> (0-3-2) 10/20 NYI 4, at CBJ 0 12/12 NYI 3, at CBJ 2 OT 1/12 at NYI 5, CBJ 2 2/9 NYI 3, at CBJ 2 SO 3/31 at NYI 4, CBJ 3	<b>2016-17</b> (3-1-0) 12/10 at CBJ 6, NYI 2 1/24 at NYI 4, CBJ 2 2/25 at CBJ 7, NYI 0 3/18 CBJ 3, at NYI 2 OT	<b>2017-18</b> (3-1-0) 10/6 at CBJ 5, NYI 0 12/14 at CBJ 6, NYI 4 2/3 at NYI 4, CBJ 3 2/13 CBJ 4, at NYI 1	<b>2018-19</b> (1-3-0) 12/1 at NYI 3, CBJ 2 2/14 NYI 3, at CBJ 0 3/11 at NYI 2, CBJ 0 3/26 at CBJ 4, NYI 0	<b>2019-20</b> (1-1-1) 10/19 NYI 3, at CBJ 2 OT 11/30 at NYI 2, CBJ 0 12/23 CBJ 3, at NYI 2	<b>2020-21</b> (0-0-0) DID NOT PLAY	<b>2021-22</b> (1-3-0) 10/21 at CBJ 3, NYI 2 OT 3/10 at NYI 6, CBJ 0 3/29 NYI 4, at CBJ 3 3/31 at NYI 5, CBJ 2	<b>2022-23</b> (1-2-1) 11/12 at NYI 4, CBJ 3 OT 11/25 NYI 3, at CBJ 2 12/29 at NYI 2, CBJ 1 3/24 at CBJ 5, NYI 4 OT
--	---	---	---	---	---	--	--	---	--	---	--	--	---	---	--	--	--	--	--	--	---

### SHUTOUTS

<b>CBJ</b>	4	4/6/14, Bobrovsky 31 saves (4-0 at CBJ); 2/25/17, Korpisalo 24 saves (7-0 at CBJ); 10/6/17, Bobrovsky 29 saves (5-0 at CBJ); 3/26/19, Bobrovsky 26 saves (4-0 at CBJ)
<b>NYI</b>	7	12/23/06, DiPietro 26 saves (0-4 at NYI); 3/23/14, Nabokov 41 saves (0-2 at NYI); 10/20/15, Halak 37 saves (0-4 at CBJ); 2/14/19, Greiss 31 saves (0-3 at CBJ); 3/11/19, Greiss 31 saves (0-2 at NYI); 11/30/19, Greiss 9 saves and Varlamov 30 saves (2-0 at NYI); 3/10/22, Sorokin 25 saves (0-6 at NYI)

### HAT TRICKS

<b>CBJ</b>	0	None
<b>NYI</b>	3	1/12/16, Nelson against Forsberg (3) (2-5 L at NYI); 12/14/17, Bailey against Bobrovsky (3) (6-4 W at CBJ); 3/10/22, Lee against Korpisalo (3) (0-6 L at NYI)

### PENALTY SHOTS

<b>CBJ</b>	0	None
<b>NYI</b>	0	None



# NEW YORK RANGERS

## NEW YORK RANGERS

Madison Square Garden / 2 Pennsylvania Plz. / New York, NY 10121  
newyorkrangers.com / p: 212.465.6486 / @NYRangers



IGOR SHESTERKIN

### DIRECTORY

**First Season:** 1926-27  
**Home Ice:** Madison Square Garden  
**Capacity:** 18,006 (opened in 1968)  
**Playoff Appearances:** 62 (most recent, 2022-23)  
**Stanley Cup Titles:** 4 (most recent, 1994)  
**President & General Manager:** Chris Drury  
**Head Coach:** Peter Laviolette  
**Associate Head Coach:** Phil Housley  
**Assistant Coaches:**  
Dan Muse, Michael Peca  
**Public Relations Contact:** Ryan Nissan

**TV Play-by-Play:** Sam Rosen  
**TV Color Analysts:** Joe Micheletti, John Giannone  
**Radio Play-by-Play:** Kenny Albert  
**Radio Color Analyst:** Dave Maloney

### 2023-24 SCHEDULE

DATE	HOME/AWAY	START (ET)
Oct. 14	at CBJ	7 p.m.
Nov. 12	at NYR	7 p.m.
Feb. 25	at CBJ	6 p.m.
Feb. 28	at NYR	7 p.m.

### 2022-23 SEASON

**Record:** 47-22-12, 107 pts.  
**Home:** 23-13-5, 51 pts.  
**Away:** 24-9-8, 56 pts.  
**Playoffs:** Lost 4-3 (NJD) in Round 1

### LEADERS

**Points:** Artemi Panarin, 92  
**Goals:** Mika Zibanejad, 39  
**Assists:** Artemi Panarin, 63  
**+/- (min. 40 GP):** Ryan Lindgren, +29  
**Def. Points:** Adam Fox, 72  
**Goaltending:** Igor Shesterkin, 37-13-8, 2.48 GAA

### 2022-23 RESULTS (1-3-0)

DATE	RESULT	ATTN	W/L GOALTENDERS	GW GOAL
Oct. 23, 2022	CBJ 5, at NYR 1	18,006	Daniil Tarasov / Jaroslav Halak	Andrew Peeke
Jan. 16, 2023	NYR 3, at CBJ 1	17,024	Jaroslav Halak / Elvis Merzlikins	Barclay Goodrow
Mar. 28, 2023	at NYR 6, CBJ 2	18,006	Igor Shesterkin / Michael Hutchinson	Patrick Kane
Apr. 8, 2023	NYR 4, at CBJ 0	18,824	Igor Shesterkin / Michael Hutchinson	Jimmy Vesey

GOALS BY PERIOD	1ST	2ND	3RD	OT	TOTAL
Columbus	3	2	3	-	8
New York	7	3	4	-	14

SHOTS BY PERIOD	1ST	2ND	3RD	OT	TOTAL
Columbus	34	29	33	-	96
New York	48	52	28	-	128

POWER PLAY	GOALS	ATTEMPTS	PCT
Columbus	1	11	9.1
New York	3	12	25.0

PENALTY KILLING	KILLS	ATTEMPTS	PCT
Columbus	9	12	75.0
New York	10	11	90.9

### SKATERS

COLUMBUS	GP	G	A	P	+/-	PIM	PP	SH	GW	EN	S	%
Jack Roslovic	4	0	4	4	1	0	0	0	0	0	5	0.0
Andrew Peeke	4	2	0	2	-2	2	0	0	1	0	10	20.0
Johnny Gaudreau	4	1	1	2	-3	0	0	0	0	0	8	12.5
Liam Foudy	4	0	2	2	1	0	0	0	0	0	3	0.0
Jakub Voracek	1	0	2	2	2	0	0	0	0	0	0	0.0

NEW YORK	GP	G	A	P	+/-	PIM	PP	SH	GW	EN	S	%
Mika Zibanejad	4	2	3	5	3	0	0	0	0	0	12	16.7
Artemi Panarin	4	2	1	3	1	2	2	0	0	0	12	16.7
Vincent Trocheck	4	2	1	3	2	6	0	0	0	1	9	22.2
Barclay Goodrow	4	1	2	3	-1	0	1	0	1	0	4	25.0
Adam Fox	4	0	3	3	6	0	0	0	0	0	10	0.0

### GOALTENDING

COLUMBUS	GP	MIN	GA	GAA	SO	W	L	OTL	SA	SV%
Daniil Tarasov	1	60	1	1.00	0	1	0	0	31	.968
Elvis Merzlikins	1	57	3	3.16	0	0	1	0	33	.909
Michael Hutchinson	2	119	9	4.54	0	0	2	0	63	.857

NEW YORK	GP	MIN	GA	GAA	SO	W	L	OTL	SA	SV%
Igor Shesterkin	2	119	2	1.00	1	2	0	0	50	.960
Jaroslav Halak	2	120	6	3.00	0	1	1	0	46	.870

OPPONENTS





## COLUMBUS VS. NY RANGERS ALL-TIME

SEASON	W-L-T/O	HOME	AWAY	GF-GA	SF-SA	PP	PK	PIM
2000-01	0-1-0-0	0-1-0-0	0-0-0-0	3-4	40-24	2-of-4	5-of-5	24-14
2001-02	1-0-1-0	1-0-0-0	0-0-1-0	4-2	66-61	2-of-12	5-of-6	24-36
2002-03	1-1-0-0	1-0-0-0	0-1-0-0	9-8	56-69	1-of-8	10-of-10	86-96
2003-04	1-0-0-0	1-0-0-0	0-0-0-0	5-0	36-25	3-of-11	3-of-3	15-29
2005-06	1-0-0	1-0-0	0-0-0	4-3	32-36	1-of-3	1-of-1	7-11
2006-07	1-0-0	0-0-0	1-0-0	3-2	25-42	0-of-2	4-of-5	15-9
2007-08	DID NOT PLAY							
2008-09	0-1-0	0-1-0	0-0-0	1-3	26-32	0-of-6	7-of-8	18-14
2009-10	0-1-0	0-0-0	0-1-0	4-7	30-33	0-of-1	3-of-4	18-12
2010-11	1-0-0	1-0-0	0-0-0	3-1	23-33	1-of-2	4-of-5	10-4
2011-12	0-0-1	0-0-0	0-0-1	2-3	23-35	1-of-4	2-of-2	4-8
2012-13	DID NOT PLAY							
2013-14	2-2-0	0-2-0	2-0-0	10-12	126-143	0-of-10	13-of-16	56-53
2014-15	1-1-2	1-1-0	0-0-2	12-11	122-131	0-of-13	11-of-11	41-55
2015-16	0-4-0	0-2-0	0-2-0	7-15	128-107	2-of-15	5-of-6	21-39
2016-17	3-2-0	1-2-0	2-0-0	21-16	145-151	2-of-11	11-of-12	30-28
2017-18	3-1-0	2-0-0	1-1-0	13-9	141-132	1-of-9	11-of-16	34-20
2018-19	3-0-1	1-0-1	2-0-0	17-14	148-95	1-of-10	5-of-6	17-25
2019-20	1-2-0	0-2-0	1-0-0	5-7	115-79	0-of-8	4-of-5	10-16
2020-21	DID NOT PLAY							
2021-22	1-2-0	1-1-0	0-1-0	8-12	86-114	2-of-8	4-of-8	18-20
2022-23	1-3-0	0-2-0	1-1-0	8-14	96-128	1-of-11	9-of-12	24-22
<b>TOTAL</b>	<b>21-21-1-4</b>	<b>11-14-0-1</b>	<b>10-7-1-3</b>	<b>139-143</b>	<b>1,462-1,470</b>	<b>20-of-148</b>	<b>117-of-141</b>	<b>472-511</b>

	OVERALL	AT CBJ	AT NYR
<b>Current Streak:</b>	0-3-0 since 1/16/23	0-2-0 since 1/16/23	0-1-0 since 3/28/23
<b>Last 10 Games:</b>	3-7-0	4-5-1	7-3-0
<b>Last Win:</b>	10/23/22, 5-1 at NYR	1/27/22, 5-3	10/23/22, 5-1
<b>Last Regulation Loss:</b>	4/8/23, 0-4 at CBJ	4/8/23, 0-4	3/28/23, 2-6
<b>Most Lopsided Win:</b>	5, 10/11/03 (5-0 at CBJ)	5, 10/11/03 (5-0)	4, 10/23/22 (5-1)
<b>Most Lopsided Loss:</b>	4, 3x (4/8/23 most recent, 0-4 at NYR)	4, 4/8/23 (0-4)	4, 2x (3/28/23 most recent, 2-6)
<b>Last OT Game:</b>	4/5/19, 3-2 SOW at NYR	11/10/18, 4-5 SOL	4/5/19, 3-2 SOW
<b>OT Record (W-L-T):</b>	3-4-1	0-1-0	3-3-1
<b>Most Goals Scored:</b>	7, 1/13/19 (7-5 W at CBJ)	7, 1/13/19 (7-5 W)	6, 1/31/17 (6-4 W)
<b>Most Goals Allowed:</b>	7, 11/23/09 (4-7 L at NYR)	5, 3x (11/13/21 most recent, 3-5 L)	7, 11/23/09 (4-7 L)
<b>Most Goals, Both Teams:</b>	12, 1/13/19 (7-5 W at CBJ)	12, 1/13/19 (7-5 W)	11, 11/23/09 (4-7 L)
<b>Longest Win Streak:</b>	3, 2x, 12/27/18 - 4/5/19, most recent	4, 1/16/02 - 1/16/06	4, 3/20/18 - 1/19/20
<b>Longest Pts. Streak:</b>	6, 11/17/17 - 4/5/19 (5-0-0-1)	4, 2x, 10/13/17 - 1/13/19, most recent (3-0-0-1)	5, 2/19/12 - 4/6/15 (2-0-0-3)
<b>Longest Pointless Streak:</b>	4, 10/9/15 - 4/4/16	3, 2x, 12/5/19 - 11/13/21, most recent	2, 10/10/15 - 2/29/16
<b>Longest Winless Streak:</b>	7, 1/16/15 - 4/4/16 (0-5-0-2)	3, 2x, 12/5/19 - 11/13/21, most recent (0-3-0)	4, 2/22/15 - 2/29/16, most recent (0-2-0-2)

## ALL-TIME RESULTS

<b>2000-01</b> (0-1-0-0) 2/12 NYR 4, at CBJ 3	<b>2001-02</b> (1-0-1-0) 1/14 CBJ 2, at NYR 2 OT 1/16 at CBJ 2, NYR 0	<b>2002-03</b> (1-1-0-0) 11/9 at CBJ 6, NYR 3 12/3 at NYR 5, CBJ 3	<b>2003-04</b> (1-0-0-0) 10/11 at CBJ 5, NYR 0	<b>2005-06</b> (1-0-0-0) 1/16 at CBJ 4, NYR 3	<b>2006-07</b> (1-0-0-0) 2/24 CBJ 3, at NYR 2
<b>2007-08</b> (0-0-0) DID NOT PLAY	<b>2008-09</b> (0-1-0) 10/24 NYR 3, at CBJ 1	<b>2009-10</b> (0-1-0) 11/23 at NYR 7, CBJ 4	<b>2010-11</b> (1-0-0) 12/11 at CBJ 3, NYR 1	<b>2011-12</b> (0-0-1) 2/19 at NYR 3, CBJ 2 OT	<b>2012-13</b> (0-0-0) DID NOT PLAY
<b>2013-14</b> (2-2-0) 11/7 NYR 4, at CBJ 2 12/12 CBJ 4, at NYR 2 1/6 CBJ 4, at NYR 3 SO 3/21 NYR 3, at CBJ 1	<b>2014-15</b> (1-1-2) 10/11 at CBJ 5, NYR 2 1/16 NYR 2, at CBJ 1 2/22 at NYR 4, CBJ 3 SO 4/6 at NYR 4, CBJ 3 OT	<b>2015-16</b> (0-4-0) 10/9 NYR 4, at CBJ 2 10/10 at NYR 5, CBJ 2 2/29 at NYR 2, CBJ 1 4/4 NYR 4, at CBJ 2	<b>2016-17</b> (3-2-0) 11/18 at CBJ 4, NYR 2 1/7 NYR 5, at CBJ 4 1/31 CBJ 6, at NYR 4 2/13 NYR 3, at CBJ 2 2/26 CBJ 5, at NYR 2	<b>2017-18</b> (3-1-0) 10/13 at CBJ 3, NYR 1 11/6 at NYR 5, CBJ 3 11/17 at CBJ 2, NYR 0 3/20 CBJ 5, at NYR 3	<b>2018-19</b> (3-0-1) 11/10 NYR 5, at CBJ 4 SO 12/27 CBJ 4, at NYR 3 OT 1/13 at CBJ 7, NYR 5 4/5 CBJ 3, at NYR 2 SO
<b>2019-20</b> (1-2-0) 12/5 NYR 3, at CBJ 2 1/19 CBJ 2, at NYR 1 2/14 NYR 3, at CBJ 1	<b>2020-21</b> (0-0-0) DID NOT PLAY	<b>2021-22</b> (1-2-0) 10/29 at NYR 4, CBJ 0 11/13 NYR 5, at CBJ 3 1/27 at CBJ 5, NYR 3	<b>2022-23</b> (1-2-0) 10/23 CBJ 5, at NYR 1 1/16 NYR 3, at CBJ 1 3/28 at NYR 6, CBJ 2 4/8 NYR 4, at CBJ 0		

### SHUTOUTS

<b>CBJ</b>	3	1/16/02, Denis 31 saves (2-0 at CBJ); 10/11/03, Denis 25 saves (5-0 at CBJ); 11/17/17, Bobrovsky 36 saves (2-0 at CBJ)
<b>NYR</b>	2	10/29/21, Shesterkin 31 saves (0-4 at NYR); 4/8/23, Shesterkin 20 saves (0-6 at CBJ)

### HAT TRICKS

<b>CBJ</b>	1	3/20/18, Panarin against Lundqvist (2) and EN (5-3 W at NYR)
<b>NYR</b>	2	12/3/02, Bure against Denis (3) (3-5 L at NYR); 1/7/17, Grabner against McElhinney (3) (4-5 L at CBJ)

### PENALTY SHOTS


<b>CBJ</b>	1	2/26/17, Saad unsuccessful against Lundqvist (5-2 W at NYR)
<b>NYR</b>	2	1/14/02, Malhotra unsuccessful against Denis (2-2 T at NYR); 10/10/15, Nash unsuccessful against Bobrovsky (2-5 L at NYR)



## OTTAWA SENATORS

Canadian Tire Centre / 1000 Palladium Dr. / Ottawa, ON K2V 1A5

ottawasenators.com / p: 613.599.0250 / @Senators



TIM STUTZLE

### DIRECTORY

**First Season:** 1992-93  
**Home Ice:** Canadian Tire Centre  
**Capacity:** 17,373 (opened in 1996)  
**Playoff Appearances:** 16 (most recent, 2016-17)  
**Stanley Cup Titles:** None  
**General Manager:** Pierre Dorion  
**Head Coach:** D.J. Smith  
**Associate Coach:** Jack Capuano  
**Assistant Coaches:** Bob Jones, Davis Payne, Ben Sexton  
**Public Relations Contact:** Chris Moore

**TSN Play-by-Play:** Gord Miller  
**TSN Color Analysts:** Mike Johnson, Jamie McLennan  
**TSN 1200 Play-by-Play:** Dean Brown  
**TSN 1200 Color Analyst:** Gord Wilson  
**RDS Play-by-Play:** Michel Lacroix  
**RDS Color Analyst:** Norman Flynn  
**94.5 FM Play-by-Play:** Nicolas St. Pierre  
**94.5 FM Color Analyst:** Alain Sanscartier

### 2023-24 SCHEDULE

DATE	HOME/AWAY	START (ET)
Dec. 1	at CBJ	7 p.m.
Feb. 13	at OTT	7 p.m.
Mar. 14	at CBJ	7 p.m.

### 2022-23 SEASON

**Record:** 39-35-8, 86 pts.  
**Home:** 24-14-3, 51 pts.  
**Away:** 15-21-5, 35 pts.  
**Playoffs:** Did not qualify

### LEADERS

**Points:** Tim Stutzle, 90  
**Goals:** Tim Stutzle, 39  
**Assists:** Tim Stutzle, 51  
**+/- (min. 40 GP):** Mathieu Joseph, +5  
**Def. Points:** Thomas Chabot, 41  
**Goaltending:** Cam Talbot, 17-14-2, 2.93 GAA

### 2022-23 RESULTS (1-2-0)

DATE	RESULT	ATTN	W/L GOALTENDERS	GW GOAL
Jan. 3, 2023	at OTT 4, CBJ 0	14,457	Anton Forsberg / Joonas Korpisalo	Derick Brassard
Mar. 4, 2023	at OTT 5, CBJ 2	18,073	Cam Talbot / Elvis Merzlikins	Travis Hamonic
Apr. 2, 2023	at CBJ 4, OTT 3 (OT)	18,872	Jon Gillies / Cam Talbot	Kirill Marchenko

GOALS BY PERIOD	1ST	2ND	3RD	OT	TOTAL
Columbus	3	1	1	1	6
Ottawa	5	5	2	0	12

SHOTS BY PERIOD	1ST	2ND	3RD	OT	TOTAL
Columbus	18	19	27	1	65
Ottawa	36	36	28	0	100

POWER PLAY	GOALS	ATTEMPTS	PCT
Columbus	2	7	28.6
Ottawa	2	10	20.0

PENALTY KILLING	KILLS	ATTEMPTS	PCT
Columbus	8	10	80.0
Ottawa	5	7	71.4

### SKATERS

COLUMBUS	GP	G	A	P	+/-	PIM	PP	SH	GW	EN	S	%
Kirill Marchenko	3	1	2	3	-1	0	0	0	1	0	6	16.7
Johnny Gaudreau	3	0	2	2	-3	0	0	0	0	0	7	0.0
Kent Johnson	3	1	0	1	-1	2	1	0	0	0	5	20.0
Eric Robinson	3	1	0	1	0	0	0	0	0	0	4	25.0
Boone Jenner	2	1	0	1	-3	4	0	0	0	0	4	25.0

OTTAWA	GP	G	A	P	+/-	PIM	PP	SH	GW	EN	S	%
Tim Stutzle	3	3	1	4	1	0	0	1	0	0	9	33.3
Travis Hamonic	2	2	1	3	2	0	0	0	1	0	8	25.0
Jake Sanderson	3	0	3	3	-1	0	0	0	0	0	4	0.0
Alex DeBrincat	3	1	1	2	2	0	0	0	0	0	7	14.3
Jakob Chychrun	1	1	1	2	3	2	0	0	0	0	2	50.0

### GOALTENDING

COLUMBUS	GP	MIN	GA	GAA	SO	W	L	OTL	SA	SV%
Michael Hutchinson	1	37	1	1.62	0	0	0	0	15	.938
Jon Gillies	1	60	3	2.99	0	1	0	0	27	.889
Joonas Korpisalo	1	60	3	3.02	0	0	1	0	33	.909
Elvis Merzlikins	1	23	4	10.40	0	0	1	0	23	.826

OTTAWA	GP	MIN	GA	GAA	SO	W	L	OTL	SA	SV%
Anton Forsberg	1	60	0	0.00	1	1	0	0	22	1.000
Cam Talbot	2	120	6	3.00	0	1	0	1	43	.860





## COLUMBUS VS. OTTAWA ALL-TIME

SEASON	W-L-T-O	HOME	AWAY	GF-GA	SF-SA	PP	PK	PIM
2000-01	0-0-2-0	0-0-1-0	0-0-1-0	5-5	52-53	2-of-11	8-of-11	35-27
2001-02	0-1-0-0	0-1-0-0	0-0-0-0	4-6	28-30	1-of-5	3-of-4	24-36
2002-03	0-1-0-0	0-0-0-0	0-1-0-0	2-5	39-30	0-of-2	3-of-3	8-6
2003-04	0-1-0-0	0-0-0-0	0-1-0-0	2-5	17-35	1-of-9	7-of-12	34-30
2005-06	DID NOT PLAY							
2006-07	1-0-0	1-0-0	0-0-0	6-2	31-33	5-of-11	6-of-7	21-38
2007-08	1-0-0	0-0-0	1-0-0	2-2	24-29	0-of-1	3-of-4	25-9
2008-09	1-0-0	1-0-0	0-0-0	1-0	26-17	0-of-6	5-of-5	15-39
2009-10	0-1-0	0-0-0	0-1-0	1-2	33-36	1-of-6	3-of-4	8-12
2010-11	1-0-0	1-0-0	0-0-0	4-3	23-38	0-of-4	3-of-3	13-15
2011-12	0-1-0	0-0-0	0-1-0	3-4	21-27	1-of-4	0-of-2	4-18
2012-13	DID NOT PLAY							
2013-14	1-2-0	0-2-0	1-0-0	7-8	91-82	6-of-14	11-of-14	69-70
2014-15	1-2-0	0-1-0	1-1-0	8-9	111-104	1-of-10	7-of-9	50-55
2015-16	1-2-0	1-1-0	0-1-0	7-12	106-91	1-of-9	8-of-11	52-45
2016-17	1-2-0	0-1-0	1-1-0	9-11	98-89	3-of-11	7-of-8	41-47
2017-18	2-1-0	2-0-0	0-1-0	11-8	92-78	2-of-9	5-of-5	10-18
2018-19	3-0-0	1-0-0	2-0-0	15-5	105-76	0-of-6	7-of-7	21-19
2019-20	2-0-1	2-0-0	0-0-1	8-7	105-85	0-of-8	4-of-6	17-21
2020-21	DID NOT PLAY							
2021-22	1-1-1	0-1-1	1-0-0	6-4	109-90	1-of-6	7-of-7	14-12
2022-23	1-2-0	1-0-0	0-2-0	6-12	65-100	2-of-7	8-of-10	22-16
<b>TOTAL</b>	<b>17-17-2-2</b>	<b>10-7-1-1</b>	<b>7-10-1-1</b>	<b>107-110</b>	<b>1,176-1,123</b>	<b>27-of-139</b>	<b>105-of-132</b>	<b>483-535</b>

	OVERALL	AT CBJ	AT OTT
<b>Current Streak:</b>	1-0-0 since 4/2/23	1-0-1 since 4/22/22	0-2-0 since 1/3/23
<b>Last 10 Games:</b>	5-3-2	7-2-1	4-5-1
<b>Last Win:</b>	4/2/23, 4-3 OT at CBJ	4/2/23, 4-3 OT	3/16/22, 4-1
<b>Last Regulation Loss:</b>	3/4/23, 2-5 at OTT	1/23/22, 1-2	3/4/23, 2-5
<b>Most Lopsided Win:</b>	4, 2x (4/6/19 most recent, 6-2 at OTT)	4, 12/10/06 (6-2)	4, 4/6/19 (6-2)
<b>Most Lopsided Loss:</b>	4, 10/14/15 (3-7 at CBJ)	4, 10/14/15 (3-7)	4, 1/3/23 (0-4)
<b>Last OT Game:</b>	4/2/23, 4-3 OTW at CBJ	4/2/23, 4-3 OTW	12/14/19, 3-4 OTL
<b>OT Record (W-L-T):</b>	5-2-2	3-1-1	2-1-1
<b>Most Goals Scored:</b>	7, 1/22/17 (7-6 OTW at OTT)	6, 2x (12/31/18 most recent, 6-3 W)	7, 1/22/17 (7-6 OTW)
<b>Most Goals Allowed:</b>	7, 10/14/15 (3-7 L at CBJ)	7, 10/14/15 (3-7 L)	6, 1/22/17 (7-6 OTW)
<b>Most Goals, Both Teams:</b>	13, 1/22/17 (7-6 OTW at OTT)	10, 2x, (10/14/15 most recent, 3-7 L)	13, 1/22/17 (7-6 OTW)
<b>Longest Win Streak:</b>	5, 3/17/18 - 11/25/19	5, 11/24/17 - 2/24/20	2, 2/22/19 - 4/6/19
<b>Longest Pts. Streak:</b>	7, 3/17/18 - 2/24/20 (6-0-1)	5, 11/24/17 - 2/24/20 (5-0-0)	4, 2/22/19 - 3/16/22 (3-0-0-1)
<b>Longest Pointless Streak:</b>	3, 2x, 1/28/14 - 10/28/14, most recent	4, 11/5/13 - 10/14/15	2, 4x, 1/3/23 - current, most recent
<b>Longest Winless Streak:</b>	5, 11/4/00 - 11/13/03 (0-3-2-0)	4, 11/5/13 - 10/14/15 (0-4-0-0)	3, 11/4/00 - 11/13/03 (0-2-1-0)

## ALL-TIME RESULTS

<b>2000-01</b> (0-0-2-0) 11/4 CBJ 2, at OTT 2 OT 12/21 at CBJ 3, OTT 3 OT	<b>2001-02</b> (0-1-0-0) 2/6 OTT 6, at CBJ 4	<b>2002-03</b> (0-1-0-0) 11/23 at OTT 5, CBJ 2	<b>2003-04</b> (0-1-0-0) 11/13 at OTT 5, CBJ 2	<b>2005-06</b> (0-0-0) DID NOT PLAY	<b>2006-07</b> (1-0-0) 12/10 at CBJ 6, OTT 2
<b>2007-08</b> (1-0-0) 2/21 CBJ 3, at OTT 2 SO	<b>2008-09</b> (1-0-0) 1/30 at CBJ 1, OTT 0	<b>2009-10</b> (0-1-0) 11/26 at OTT 2, CBJ 1	<b>2010-11</b> (1-0-0) 12/31 at CBJ 4, OTT 3 OT	<b>2011-12</b> (0-1-0) 10/22 at OTT 4, CBJ 3	<b>2012-13</b> (0-0-0) DID NOT PLAY
<b>2013-14</b> (1-2-0) 11/5 OTT 4, at CBJ 1 11/17 CBJ 4, at OTT 1 1/28 OTT 3, at CBJ 2	<b>2014-15</b> (1-2-0) 10/18 at OTT 3, CBJ 2 10/28 OTT 5, at CBJ 2 2/7 CBJ 4, at OTT 1	<b>2015-16</b> (1-2-0) 10/14 OTT 7, at CBJ 3 11/19 at OTT 3, CBJ 0 2/13 at CBJ 4, OTT 2	<b>2016-17</b> (1-2-0) 1/19 OTT 2, at CBJ 0 1/22 CBJ 7, at OTT 6 OT 3/4 at OTT 3, CBJ 2	<b>2017-18</b> (2-1-0) 11/24 at CBJ 5, OTT 2 12/29 at OTT 5, CBJ 4 3/17 at CBJ 2, OTT 1	<b>2018-19</b> (3-0-0) 12/31 at CBJ 6, OTT 3 2/22 CBJ 3, at OTT 0 4/6 CBJ 6, at OTT 2
<b>2019-20</b> (2-0-1) 11/25 at CBJ 1, OTT 0 12/14 at OTT 4, CBJ 3 OT 2/24 at CBJ 4, OTT 3 OT	<b>2020-21</b> (0-0-0) DID NOT PLAY	<b>2021-22</b> (1-1-1) 1/23 OTT 2, at CBJ 1 3/16 CBJ 4, at OTT 1 4/22 OTT 2, at CBJ 1 SO	<b>2022-23</b> (1-2-0) 1/3 at OTT 4, CBJ 0 3/4 at OTT 5, CBJ 2 4/2 at CBJ 4, OTT 3 OT		

### SHUTOUTS

<b>CBJ</b>	3	1/30/09, Mason 17 saves (1-0 at CBJ); 2/22/19, Bobrovsky 22 saves (3-0 at OTT); 11/25/19, Korpisalo 25 saves (1-0 at CBJ)
<b>OTT</b>	3	11/19/16, Anderson 25 saves (0-3 at OTT); 1/19/17, Condon 42 saves (0-2 at CBJ); 1/3/23, Forsberg 22 saves (0-4 at OTT)

### HAT TRICKS

<b>CBJ</b>	0	None
<b>OTT</b>	2	11/23/02, Hossa against Labbe (3) (3-5 L at OTT); 12/14/19, Duclair against Merzlikins (2) and Korpisalo (1) (3-4 OTL at OTT)

### PENALTY SHOTS

<b>CBJ</b>	0	None
<b>OTT</b>	3	12/10/06, Schaefer unsuccessful against Leclaire (6-2 W at CBJ); 10/18/14, Hoffman unsuccessful against McElhinney (2-3 L at OTT); 11/19/15, Hoffman unsuccessful against McElhinney (1-4 L at OTT)



# PHILADELPHIA FLYERS

## PHILADELPHIA FLYERS

Wells Fargo Center / 3601 S. Broad St. / Philadelphia, PA 19148

philadelphiaflyers.com / p: 215.465.4500 / @NHLFlyers



TRAVIS KONECNY

### DIRECTORY

**First Season:** 1967-68  
**Home Ice:** Wells Fargo Center  
**Capacity:** 19,543 (opened in 1996)  
**Playoff Appearances:** 40 (most recent, 2019-20)  
**Stanley Cup Titles:** 2 (most recent, 1975)  
**General Manager:** Daniel Briere  
**Head Coach:** John Tortorella  
**Associate Coach:** Brad Shaw  
**Assistant Coaches:**  
 Rocky Thompson, Darryl Williams  
**Public Relations Contact:** Joe Siville

**TV Play-By-Play:** Jim Jackson  
**TV Color Analysts:** Brian Boucher  
**Radio Play-By-Play:** Tim Saunders  
**Radio Color Analyst:** Steve Coates

### 2023-24 SCHEDULE

DATE	HOME/AWAY	START (ET)
Oct. 12	at CBJ	7 p.m.
Nov. 19	at PHI	5:30 p.m.
Jan. 4	at PHI	7 p.m.
Apr. 6	at CBJ	7 p.m.

### 2022-23 SEASON

**Record:** 31-38-13, 75 pts.  
**Home:** 18-18-5, 41 pts.  
**Away:** 13-20-8, 34 pts.  
**Playoffs:** Did not qualify

### LEADERS

**Points:** Travis Konecny, 61  
**Goals:** Travis Konecny, 31  
**Assists:** Kevin Hayes, 36  
**+/- (min. 40 GP):** Noah Cates, Brendan Lemieux, +3  
**Def. Points:** Ivan Provorov, 27  
**Goaltending:** Carter Hart, 22-23-10, 2.94 GAA

### 2022-23 RESULTS (2-1-1)

DATE	RESULT	ATTN	W/L GOALTENDERS	GW GOAL
Nov. 10, 2022	at CBJ 5, PHI 2	15,490	Joonas Korpišalo / Carter Hart	Vladislav Gavrikov
Nov. 15, 2022	at CBJ 5, PHI 4 (OT)	15,713	Joonas Korpišalo / Carter Hart	Boone Jenner
Dec. 20, 2022	at PHI 5, CBJ 3	19,432	Carter Hart / Daniil Tarasov	Travis Konecny
Apr. 11, 2023	at PHI 4, CBJ 3 (OT)	19,719	Carter Hart / Michael Hutchinson	Owen Tippett

GOALS BY PERIOD	1ST	2ND	3RD	OT	TOTAL
Columbus	5	4	6	1	16
Philadelphia	3	6	5	1	15

SHOTS BY PERIOD	1ST	2ND	3RD	OT	TOTAL
Columbus	35	40	47	4	126
Philadelphia	47	51	48	3	149

POWER PLAY	GOALS	ATTEMPTS	PCT
Columbus	2	7	28.6
Philadelphia	2	6	33.3

PENALTY KILLING	KILLS	ATTEMPTS	PCT
Columbus	4	6	66.7
Philadelphia	5	7	71.4

### SKATERS

COLUMBUS	GP	G	A	P	+/-	PIM	PP	SH	GW	EN	S	%
Johnny Gaudreau	4	1	5	6	-1	0	0	0	0	0	15	6.7
Boone Jenner	2	4	0	4	3	0	1	0	1	1	9	44.4
Eric Robinson	3	1	2	3	2	0	0	0	0	0	5	20.0
Sean Kuraly	3	2	0	2	1	2	1	0	0	0	6	33.3
Vladislav Gavrikov	3	1	1	2	0	2	0	0	1	0	6	16.7

PHILADELPHIA	GP	G	A	P	+/-	PIM	PP	SH	GW	EN	S	%
Travis Konecny	4	3	3	6	-3	2	1	1	1	0	14	21.4
Owen Tippett	4	4	1	5	-3	2	1	0	1	1	16	25.0
Noah Cates	4	1	3	4	-1	0	0	0	0	0	9	11.1
Joel Farabee	4	1	3	4	5	2	0	0	0	0	15	6.7
Ivan Provorov	4	1	3	4	0	0	0	0	0	0	9	11.1

### GOALTENDING

COLUMBUS	GP	MIN	GA	GAA	SO	W	L	OTL	SA	SV%
Joonas Korpišalo	2	91	4	2.64	0	2	0	0	54	.926
Michael Hutchinson	1	65	4	3.71	0	0	0	1	39	.897
Elvis Merzlikins	1	32	2	3.72	0	0	0	0	17	.882
Daniil Tarasov	1	59	4	4.06	0	0	1	0	38	.895

PHILADELPHIA	GP	MIN	GA	GAA	SO	W	L	OTL	SA	SV%
Carter Hart	4	246	14	3.42	0	2	1	1	124	.887

OPPONENTS





## COLUMBUS VS. PHILADELPHIA ALL-TIME

SEASON	W-L-T/O	HOME	AWAY	GF-GA	SF-SA	PP	PK	PIM
2000-01	0-1-0-0	0-1-0-0	0-0-0-0	3-4	26-31	1-of-2	2-of-2	9-9
2001-02	0-0-2-0	0-0-1-0	0-0-1-0	5-5	48-72	2-of-8	10-of-11	34-26
2002-03	0-1-0-0	0-0-0-0	0-1-0-0	0-4	10-29	0-of-3	7-of-7	21-13
2003-04	0-0-1-0	0-0-1-0	0-0-0-0	1-1	20-41	0-of-2	5-of-5	8-4
2005-06	0-1-0	0-1-0	0-0-0	1-3	24-31	1-of-8	5-of-5	12-16
2006-07	0-1-0	0-0-0	0-1-0	2-3	41-22	1-of-6	4-of-5	10-12
2007-08	DID NOT PLAY							
2008-09	1-0-0	1-0-0	0-0-0	3-0	33-20	1-of-6	3-of-3	15-21
2009-10	0-1-0	0-0-0	0-1-0	3-5	28-37	2-of-3	4-of-5	15-11
2010-11	1-0-0	1-0-0	0-0-0	2-1	25-29	1-of-4	2-of-2	6-22
2011-12	0-1-0	0-0-0	0-1-0	2-9	35-33	0-of-2	4-of-5	27-23
2012-13	DID NOT PLAY							
2013-14	3-1-0	2-0-0	1-1-0	17-10	124-140	3-of-17	18-of-19	43-39
2014-15	4-1-0	2-0-0	2-1-0	18-14	142-154	7-of-13	11-of-16	39-33
2015-16	3-1-0	2-0-0	1-1-0	8-11	143-129	2-of-15	12-of-13	69-68
2016-17	3-1-0	2-0-0	1-1-0	10-8	97-112	2-of-8	13-of-15	55-41
2017-18	2-1-1	1-0-1	1-1-0	8-8	121-106	1-of-6	10-of-12	26-14
2018-19	4-0-0	2-0-0	2-0-0	18-12	117-129	0-of-12	9-of-11	39-31
2019-20	0-3-1	0-1-1	0-2-0	10-19	116-116	1-of-12	6-of-11	36-28
2020-21	DID NOT PLAY							
2021-22	2-1-0	0-1-0	2-0-0	7-7	86-114	0-of-6	12-of-12	28-16
2022-23	2-1-1	2-0-0	0-1-1	16-15	126-149	2-of-7	4-of-6	25-25
<b>TOTAL</b>	<b>25-16-3-3</b>	<b>15-4-2-2</b>	<b>10-12-1-1</b>	<b>134-139</b>	<b>1,362-1,494</b>	<b>27-of-140</b>	<b>141-of-165</b>	<b>517-452</b>

	OVERALL	AT CBJ	AT PHI
<b>Current Streak:</b>	0-1-1 since 12/21/22	2-0-0 since 11/10/22	0-1-1 since 12/21/22
<b>Last 10 Games:</b>	4-4-2	6-2-2	5-4-1
<b>Last Win:</b>	11/15/22, 5-4 OT at CBJ	11/15/22, 5-4 OT	4/5/22, 4-2
<b>Last Regulation Loss:</b>	12/21/22, 3-5 at PHI	4/7/22, 1-4	12/21/22, 3-5
<b>Most Lopsided Win:</b>	3, 6x (10/18/18 most recent, 6-3 at CBJ)	3, 5x (11/10/22 most recent, 5-2)	3, 2x, (12/5/15 most recent, 4-1)
<b>Most Lopsided Loss:</b>	7, 11/5/11 (2-9 at PHI)	3, 4/7/22 (1-4)	7, 11/5/11 (2-9)
<b>Last OT Game:</b>	4/11/23, 3-4 OTL at PHI	11/15/22, 5-4 OTW	4/11/23, 3-4 OTL
<b>OT Record (W-L-T):</b>	9-3-3	8-2-2	1-1-1
<b>Most Goals Scored:</b>	6, 2x (10/18/18 most recent, 6-3 W at CBJ)	6, 2x (10/18/18 most recent, 6-3 W)	5, 3x (3/15/18 most recent, 5-3 W)
<b>Most Goals Allowed:</b>	9, 11/5/11 (2-9 L at PHI)	4, 3x (11/15/22 most recent, 5-4 OTW)	9, 11/5/11 (2-9 L)
<b>Most Goals, Both Teams:</b>	11, 2x (10/26/19 most recent, 4-7 L at PHI)	9, 3x (11/15/22 most recent, 5-4 OTW)	11, 2x (10/26/19 most recent, 4-7 L)
<b>Longest Win Streak:</b>	5, 2x, 3/15/18 - 2/28/19, most recent	11, 12/7/08 - 12/23/17	3, 3/15/18 - 12/22/18
<b>Longest Pts. Streak:</b>	5, 2x, 3/15/18 - 2/28/19, most recent (5-0-0-0)	14, 12/7/08 - 2/28/19 (13-0-0-1)	3, 3/15/18 - 12/22/18 (3-0-0-0)
<b>Longest Pointless Streak:</b>	3, 10/26/19 - 2/18/20	1, 4x, 4/7/22, most recent	5, 4/1/03 - 12/19/13
<b>Longest Winless Streak:</b>	7, 11/29/00 - 11/24/06 (0-4-3-0)	4, 11/29/00 - 12/13/05 (0-2-2-0)	6, 10/6/01 - 12/19/13 (0-5-1-0)

## ALL-TIME RESULTS

<b>2000-01</b> (0-1-0-0) 11/29 PHI 4, at CBJ 3	<b>2001-02</b> (0-0-2-0) 10/6 CBJ 3, at PHI 3 OT 10/8 at CBJ 2, PHI 2 OT	<b>2002-03</b> (0-1-0-0) 4/1 at PHI 4, CBJ 0	<b>2003-04</b> (0-0-1-0) 12/10 at CBJ 1, PHI 1 OT	<b>2005-06</b> (0-1-0) 12/13 PHI 3, at CBJ 1	<b>2006-07</b> (0-1-0) 11/24 at PHI 3, CBJ 2
<b>2007-08</b> (0-0-0) DID NOT PLAY	<b>2008-09</b> (1-0-0) 12/27 at CBJ 3, PHI 0	<b>2009-10</b> (0-1-0) 1/19 at PHI 5, CBJ 3	<b>2010-11</b> (1-0-0) 10/25 at CBJ 2, PHI 1	<b>2011-12</b> (0-1-0) 11/5 at PHI 9, CBJ 2	<b>2012-13</b> (0-0-0) 2012-13 DID NOT PLAY
<b>2013-14</b> (3-1-0) 12/19 at PHI 5, CBJ 4 12/21 at CBJ 6, PHI 3 1/23 at CBJ 5, PHI 2 4/3 CBJ 2, at PHI 0	<b>2014-15</b> (4-1-0) 11/14 CBJ 4, at PHI 3 11/22 at PHI 4, CBJ 2 12/9 at CBJ 3, PHI 2 OT 2/13 at CBJ 4, PHI 3 OT 2/17 CBJ 5, at PHI 2	<b>2015-16</b> (3-1-0) 12/5 CBJ 4, at PHI 1 12/19 at CBJ 3, PHI 2 SO 3/5 at PHI 6, CBJ 0 3/22 at CBJ 3, PHI 2 SO	<b>2016-17</b> (3-1-0) 1/8 at CBJ 2, PHI 1 OT 3/13 CBJ 5, at PHI 3 3/25 at CBJ 1, PHI 0 4/8 at PHI 4, CBJ 2	<b>2017-18</b> (2-1-1) 12/23 at CBJ 2, PHI 1 SO 2/16 PHI 2, at CBJ 1 OT 2/22 at PHI 2, CBJ 1 3/15 CBJ 5, at PHI 3	<b>2018-19</b> (4-0-0) 10/18 at CBJ 6, PHI 3 12/6 CBJ 4, at PHI 3 OT 12/22 CBJ 4, at PHI 3 2/28 at CBJ 4, PHI 3 OT
<b>2019-20</b> (0-3-1) 10/26 at PHI 7, CBJ 4 11/27 PHI 3, at CBJ 2 2/18 at PHI 5, CBJ 1 2/20 PHI 4, at CBJ 3 OT	<b>2020-21</b> (0-0-0) DID NOT PLAY	<b>2021-22</b> (2-1-0) 1/20 CBJ 2, at PHI 1 4/5 CBJ 4, at PHI 2 4/7 PHI 4, at CBJ 1	<b>2022-23</b> (2-1-1) 11/10 at CBJ 5, PHI 2 11/15 at CBJ 5, PHI 4 OT 12/20 at PHI 5, CBJ 3 4/11 at PHI 4, CBJ 3 OT		

### SHUTOUTS

<b>CBJ</b>	3	12/27/08, Mason 20 saves (3-0 at CBJ); 4/3/14, Bobrovsky 37 saves (2-0 at PHI); 3/25/17, Bobrovsky 36 saves (1-0 at CBJ)
<b>PHI</b>	2	4/1/03, Cechmanek 10 saves (0-4 at PHI); 3/5/16, Mason 19 saves (0-6 at PHI)

### HAT TRICKS

<b>CBJ</b>	1	3/15/18, Atkinson against Mrazek (2) and EN (5-3 W at PHI)
<b>PHI</b>	0	None

### PENALTY SHOTS

<b>CBJ</b>	0	None
<b>PHI</b>	0	None



# PITTSBURGH PENGUINS

## PITTSBURGH PENGUINS

PPG Paints Arena / 1001 Fifth Ave. / Pittsburgh, PA 15219

pittsburghpenguins.com / p: 412.642.1300 / @penguins



SIDNEY CROSBY

### DIRECTORY

**First Season:** 1967-68  
**Home Ice:** PPG Paints Arena  
**Capacity:** 18,387 (opened in 2010)  
**Playoff Appearances:** 36 (most recent, 2021-22)  
**Stanley Cup Titles:** 5 (most recent, 2017)  
**President of Hockey Ops & GM:** Kyle Dubas  
**Head Coach:** Mike Sullivan  
**Associate Coach:** Todd Reirden  
**Assistant Coach:** Mike Vellucci, Ty Hennes  
**Public Relations Contact:**  
 Jennifer Bullano Ridgley

**TV Play-By-Play:** Josh Getzoff  
**TV Color Analysts:**  
 Colby Armstrong, Phil Bourque, Mike Rupp  
**Radio Play-By-Play:** Steve Mears  
**Radio Color Analyst:** Phil Bourque

### 2023-24 SCHEDULE

DATE	HOME/AWAY	START (ET)
Nov. 14	at CBJ	7 p.m.
Mar. 5	at PIT	7 p.m.
Mar. 28	at PIT	7 p.m.
Mar. 30	at CBJ	7 p.m.

### 2022-23 SEASON

**Record:** 40-31-11, 91 pts.  
**Home:** 23-13-5, 51 pts.  
**Away:** 17-18-6, 40 pts.  
**Playoffs:** Did not qualify

### LEADERS

**Points:** Sidney Crosby, 93  
**Goals:** Jake Guentzel, 36  
**Assists:** Sidney Crosby, 60  
**+/- (min. 40 GP):** Sidney Crosby, +8  
**Def. Points:** Pierre-Olivier Joseph, 68  
**Goaltending:** Tristan Jarry, 24-13-7, 2.90 GAA

### 2022-23 RESULTS (1-2-1)

DATE	RESULT	ATTN	W/L GOALTENDERS	GW GOAL
Oct. 22, 2022	PIT 6, at CBJ 3	18,051	Tristan Jarry / Elvis Merzlikins	Sidney Crosby
Dec. 6, 2022	at PIT 4, CBJ 1	15,867	Tristan Jarry / Elvis Merzlikins	Sidney Crosby
Mar. 7, 2023	at PIT 5, CBJ 4 (OT)	17,400	Casey DeSmith / Michael Hutchinson	Sidney Crosby
Apr. 13, 2023	at CBJ 3, PIT 2 (OT)	18,369	Michael Hutchinson / Tristan Jarry	Johnny Gaudreau

GOALS BY PERIOD	1ST	2ND	3RD	OT	TOTAL
Columbus	6	3	1	1	11
Pittsburgh	1	7	8	1	17

SHOTS BY PERIOD	1ST	2ND	3RD	OT	TOTAL
Columbus	45	42	44	1	132
Pittsburgh	36	62	52	6	156

POWER PLAY	GOALS	ATTEMPTS	PCT
Columbus	2	12	16.7
Pittsburgh	4	12	33.3

PENALTY KILLING	KILLS	ATTEMPTS	PCT
Columbus	8	12	66.7
Pittsburgh	10	12	83.3

### SKATERS

COLUMBUS	GP	G	A	P	+/-	PIM	PP	SH	GW	EN	S	%
Johnny Gaudreau	4	2	1	3	-3	0	0	0	1	0	12	16.7
Emil Bemstrom	2	2	1	3	3	0	2	0	0	0	9	22.2
Kent Johnson	4	1	2	3	-3	2	0	0	0	0	12	8.3
Jack Roslovic	4	1	2	3	-2	0	0	1	0	0	6	16.7
Liam Foudy	2	1	1	2	2	0	0	0	0	0	4	25.0

PITTSBURGH	GP	G	A	P	+/-	PIM	PP	SH	GW	EN	S	%
Sidney Crosby	4	4	6	10	3	0	2	0	3	0	14	28.6
Jake Guentzel	3	2	2	4	1	2	1	0	0	0	12	16.7
Evgeni Malkin	4	0	4	4	-3	0	0	0	0	0	12	0.0
Rickard Rakell	4	0	4	4	4	0	0	0	0	0	13	0.0
Danton Heinen	4	3	0	3	0	0	0	0	0	0	10	30.0

### GOALTENDING

COLUMBUS	GP	MIN	GA	GAA	SO	W	L	OTL	SA	SV%
Michael Hutchinson	2	104	7	4.05	0	1	0	1	76	.908
Elvis Merzlikins	3	137	10	4.38	0	0	2	0	80	.875

PITTSBURGH	GP	MIN	GA	GAA	SO	W	L	OTL	SA	SV%
Casey DeSmith	1	40	0	0.00	0	1	0	0	15	1.000
Tristan Jarry	4	203	11	3.26	0	2	0	1	117	.906

OPPONENTS





## COLUMBUS VS. PITTSBURGH ALL-TIME

SEASON	W-L-T/O	HOME	AWAY	GF-GA	SF-SA	PP	PK	PIM
2000-01	0-1-0-1	0-0-0-1	0-1-0-0	4-8	71-63	1-of-12	8-of-11	49-51
2001-02	1-0-0-1	0-0-0-1	1-0-0-0	7-6	44-69	1-of-7	4-of-6	26-28
2002-03	1-0-0-0	1-0-0-0	0-0-0-0	5-2	34-32	3-of-8	5-of-6	12-16
2003-04	0-1-0-0	0-0-0-0	0-1-0-0	3-5	26-25	1-of-4	3-of-5	15-13
2005-06	1-0-0	1-0-0	0-0-0	6-1	32-29	2-of-6	8-of-8	64-84
2006-07	0-1-0	0-0-0	0-1-0	3-5	39-34	2-of-11	6-of-9	27-41
2007-08	DID NOT PLAY							
2008-09	1-1-0	1-0-0	0-1-0	4-7	62-66	1-of-11	3-of-5	20-32
2009-10	0-0-1	0-0-1	0-0-0	3-3	32-32	1-of-7	5-of-5	12-16
2010-11	1-1-0	0-1-0	1-0-0	6-8	48-68	1-of-7	2-of-6	36-39
2011-12	0-1-0	0-0-0	0-1-0	2-4	24-40	0-of-2	3-of-5	10-4
2012-13	DID NOT PLAY							
2013-14	0-5-0	0-3-0	0-2-0	7-16	155-145	1-of-14	14-of-19	79-59
2014-15	3-1-0	2-0-0	1-1-0	13-12	117-143	2-of-15	12-of-15	80-79
2015-16	2-2-0	1-1-0	1-1-0	8-10	122-120	1-of-13	13-of-17	49-49
2016-17	2-1-1	2-0-0	0-1-1	13-10	137-125	1-of-8	7-of-8	29-29
2017-18	0-1-3	0-1-1	0-0-2	12-16	132-144	2-of-12	6-of-12	51-42
2018-19	1-3-0	1-1-0	0-2-0	8-13	120-123	1-of-10	10-of-11	31-31
2019-20	1-1-1	1-0-0	0-1-1	7-10	77-103	2-of-6	9-of-11	27-17
2020-21	DID NOT PLAY							
2021-22	0-4-0	0-2-0	0-2-0	8-18	123-158	3-of-12	14-of-17	50-30
2022-23	1-2-1	1-1-0	0-1-1	11-17	132-156	2-of-12	8-of-12	24-24
<b>TOTAL</b>	<b>15-26-0-9</b>	<b>11-10-0-4</b>	<b>4-16-0-5</b>	<b>130-161</b>	<b>1,528-1,675</b>	<b>28-of-177</b>	<b>130-of-188</b>	<b>691-684</b>

	OVERALL	AT CBJ	AT PIT
<b>Current Streak:</b>	1-0-1 since 3/7/23	1-0-0 since 4/13/23	0-8-5 since 12/21/15
<b>Last 10 Games:</b>	2-6-2	4-5-1	0-6-4
<b>Last Win:</b>	4/13/23, 3-2 OT at CBJ	4/13/23, 3-2 OT	11/13/15, 2-1
<b>Last Regulation Loss:</b>	12/6/22, 1-4 at PIT	10/22/22, 3-6	12/6/22, 1-4
<b>Most Lopsided Win:</b>	6, 12/22/16 (7-1 at CBJ)	6, 12/22/16 (7-1)	3, 2/8/11 (4-1)
<b>Most Lopsided Loss:</b>	5, 2x (10/5/19 most recent, 2-7 at PIT)	5, 12/4/10 (2-7)	5, 10/5/19 (2-7)
<b>Last OT Game:</b>	4/13/23, 3-2 OTW at CBJ	4/13/23, 3-2 OTW	3/7/23, 4-5 OTL
<b>OT Record (W-L-T):</b>	5-9-0	5-4-0	0-5-0
<b>Most Goals Scored:</b>	7, 12/22/16 (7-1 W at CBJ)	7, 12/22/16 (7-1 W)	4, 4x (3/7/23 most recent, 4-5 OTL)
<b>Most Goals Allowed:</b>	7, 2x (10/5/19 most recent, 2-7 L at PIT)	7, 12/4/10 (2-7 L)	7, 10/5/19 (2-7 L)
<b>Most Goals, Both Teams:</b>	9, 6x (3/7/23 most recent, 4-5 OTL at PIT)	9, 3x (10/22/22 most recent, 3-6 L)	9, 3x (3/7/23 most recent, 4-5 OTL)
<b>Longest Win Streak:</b>	3, 4/4/15 - 11/27/15	3, 2x, 12/13/14 - 11/27/15, most recent	1, 4x, 11/13/15, most recent
<b>Longest Pts. Streak:</b>	4, 2/17/01 - 12/31/02 (2-0-0-2)	6, 2/17/01 - 10/30/09 (3-0-0-3)	2, 12/21/17 - 12/27/17 (0-0-0-2)
<b>Longest Pointless Streak:</b>	6, 2x, 1/21/22 - 12/6/22, most recent	4, 12/4/10 - 3/28/14	3, 4x, 3/22/22 - 12/6/22, most recent
<b>Longest Winless Streak:</b>	8, 2x, 12/12/19 - 3/7/23, most recent (0-6-2)	5, 10/30/09 - 3/28/14 (0-4-0-1)	13, 12/21/15 - current (0-8-0-5)

## ALL-TIME RESULTS

<b>2000-01</b> (0-1-0-1)	<b>2001-02</b> (1-0-0-1)	<b>2002-03</b> (1-0-0-0)	<b>2003-04</b> (1-0-0-0)	<b>2005-06</b> (1-0-0)	<b>2006-07</b> (0-1-0)
10/21 at PIT 5, CBJ 2	2/28 PIT 4, at CBJ 3 OT	12/31 at CBJ 5, PIT 2	12/13 at PIT 5, CBJ 3	1/11 at CBJ 6, PIT 1	10/21 at PIT 5, CBJ 3
2/17 PIT 3, at CBJ 2 OT	3/11 CBJ 4, at PIT 2				
<b>2007-08</b> (0-0-0)	<b>2008-09</b> (1-1-0)	<b>2009-10</b> (0-0-1)	<b>2010-11</b> (1-1-0)	<b>2011-12</b> (0-1-0)	<b>2012-13</b> (0-0-0)
DID NOT PLAY	2/6 at PIT 4, CBJ 1	10/30 PIT 4, at CBJ 3 SO	12/4 PIT 7, at CBJ 2	2/26 at PIT 4, CBJ 2	DID NOT PLAY
	3/12 at CBJ 4, PIT 3 SO		2/8 CBJ 4, at PIT 1		
<b>2013-14</b> (0-5-0)	<b>2014-15</b> (3-1-0)	<b>2015-16</b> (2-2-0)	<b>2016-17</b> (2-1-1)	<b>2017-18</b> (0-1-3)	<b>2018-19</b> (1-3-0)
11/1 at PIT 4, CBJ 2	12/13 at CBJ 4, PIT 3 SO	11/13 CBJ 2, at PIT 1	12/22 at CBJ 7, PIT 1	12/21 at PIT 3, CBJ 2 SO	11/24 at PIT 4, CBJ 2
11/2 PIT 3, at CBJ 0	2/19 CBJ 2, at PIT 1	11/27 at CBJ 2, PIT 1 OT	2/3 at PIT 4, CBJ 3 OT	12/27 at PIT 5, CBJ 4 SO	2/26 PIT 5, at CBJ 2
12/9 at PIT 2, CBJ 1	3/1 at PIT 5, CBJ 3	12/21 at PIT 5, CBJ 2	2/17 at CBJ 2, PIT 1 OT	2/18 PIT 5, at CBJ 2	3/7 at PIT 3, CBJ 0
12/29 PIT 5, at CBJ 3	4/4 at CBJ 5, PIT 3	3/11 PIT 3, at CBJ 2	4/4 at PIT 4, CBJ 1	4/5 PIT 5, at CBJ 4 OT	3/9 at CBJ 4, PIT 1
3/28 PIT 2, at CBJ 1					
<b>2019-20</b> (1-1-1)	<b>2020-21</b> (0-0-0)	<b>2021-22</b> (0-4-0)	<b>2022-23</b> (1-2-1)		
10/5 at PIT 7, CBJ 2	DID NOT PLAY	1/21 PIT 5, at CBJ 2	10/22 PIT 6, at CBJ 3		
11/29 at CBJ 5, PIT 2		2/27 PIT 3, at CBJ 2	12/6 at PIT 4, CBJ 1		
12/12 at PIT 1, CBJ 0 OT		3/22 at PIT 5, CBJ 1	3/7 at PIT 5, CBJ 4 OT		
		4/29 at PIT 5, CBJ 3	4/13 at CBJ 3, PIT 2 OT		

### SHUTOUTS

<b>CBJ</b>	0	None
<b>PIT</b>	3	11/2/13, Zatkoff 19 saves (0-3 at CBJ); 3/7/19, Murray 25 saves (0-3 at PIT); 12/12/19, Jarry 17 saves (1-0 OT at PIT)

### HAT TRICKS

<b>CBJ</b>	3	4/4/15, Foligno against Fleury (2) and 1 EN (5-3 W at CBJ); 12/22/16, Hartnell against Murray (2) and Fleury (1) (7-1 W at CBJ); 11/29/19, Nyquist against Jarry (2) and 1 EN (5-2 W at CBJ)
<b>PIT</b>	3	12/29/13, Neal against McElhinney (3) (3-5 L at CBJ); 11/24/18, Guentzel against Korpisalo (3) (2-4 L at PIT); 1/21/22, Crosby against Merzlikins (2) and EN (1) (2-5 L at CBJ)

### PENALTY SHOTS


<b>CBJ</b>	1	12/13/14, Jenner goal against Greiss (4-3 SOW at CBJ)
<b>PIT</b>	2	10/21/06, Staal goal against Norrena (3-5 L at PIT); 12/6/22, Blueger unsuccessful against Merzlikins (1-4 L at PIT)



## SAN JOSE SHARKS

SAP Center at San Jose / 525 W. Santa Clara St. / San Jose, CA 95113

sanjosharks.com / p: 408.287.7070 / @SanJoseSharks



TOMAS HERTL

### DIRECTORY

**First Season:** 1991-92  
**Home Ice:** SAP Center at San Jose  
**Capacity:** 17,562 (opened in 1993)  
**Playoff Appearances:** 21 (most recent, 2018-19)  
**Stanley Cup Titles:** None  
**General Manager:** Mike Grier  
**Head Coach:** David Quinn  
**Assistant Coaches:**  
 Scott Gordon, Brian Wiseman, Ryan Warsofsky  
**Public Relations Contact:** Kyle Stuetzel

**TV Play-By-Play:** Randy Hahn  
**Radio Play-By-Play:** Dan Rusanowsky  
**TV/Radio Color Analysts:**  
 Bret Hedican, Drew Remenda

### 2023-24 SCHEDULE

DATE	HOME/AWAY	START (ET)
Feb. 17	at SJS	10:30 p.m.
Mar. 16	at CBJ	7 p.m.

### 2022-23 SEASON

**Record:** 22-14-16, 60 pts.  
**Home:** 8-22-11, 27 pts.  
**Away:** 14-22-5, 33 pts.  
**Playoffs:** Did not qualify

### LEADERS

**Points:** Erik Karlsson, 101  
**Goals:** Timo Meier, 31  
**Assists:** Erik Karlsson, 76  
**+/- (min. 40 GP):** Jaycob Megna, +6  
**Def. Points:** Erik Karlsson, 101  
**Goaltending:** James Reimer, 12-21-8, 3.48 GAA

### 2022-23 RESULTS (2-0-0)

DATE	RESULT	ATTN	W/L GOALTENDERS	GW GOAL
Jan. 21, 2023	at CBJ 5, SJS 3	18,807	Joonas Korpisalo / Kaapo Kahkonen	Gustav Nyquist
Mar. 14, 2023	CBJ 6, at SJS 5 (OT)	10,127	Daniil Tarasov / Kaapo Kahkonen	Johnny Gaudreau

GOALS BY PERIOD	1ST	2ND	3RD	OT	TOTAL
Columbus	1	5	4	1	11
San Jose	2	3	3	0	8

SHOTS BY PERIOD	1ST	2ND	3RD	OT	TOTAL
Columbus	21	25	26	5	77
San Jose	21	15	19	2	57

POWER PLAY	GOALS	ATTEMPTS	PCT
Columbus	2	5	40.0
San Jose	1	4	25.0

PENALTY KILLING	KILLS	ATTEMPTS	PCT
Columbus	3	4	75.0
San Jose	3	5	60.0

### SKATERS

COLUMBUS	GP	G	A	P	+/-	PIM	PP	SH	GW	EN	S	%
Johnny Gaudreau	2	3	4	7	4	0	1	0	1	0	9	33.3
Patrik Laine	2	1	3	4	3	0	0	0	0	0	11	9.1
Boone Jenner	2	3	0	3	4	0	0	0	0	0	11	27.3
Kent Johnson	2	1	2	3	1	2	1	0	0	0	3	33.3
Nick Blankenburg	2	0	3	3	0	0	0	0	0	0	1	0.0

SAN JOSE	GP	G	A	P	+/-	PIM	PP	SH	GW	EN	S	%
Logan Couture	2	1	2	3	-3	0	0	0	0	0	5	20.0
Tomas Hertl	2	0	3	3	0	0	0	0	0	0	2	0.0
Alexander Barabanov	2	1	1	2	-4	0	1	0	0	0	2	50.0
Nico Sturm	2	1	1	2	2	0	0	0	0	0	2	50.0
Derrick Pouliot	1	0	2	2	2	0	0	0	0	0	1	0.0

### GOALTENDING

COLUMBUS	GP	MIN	GA	GAA	SO	W	L	OTL	SA	SV%
Joonas Korpisalo	1	60	3	3.01	0	1	0	0	25	.920
Daniil Tarasov	1	64	5	4.67	0	1	0	0	32	.844

SAN JOSE	GP	MIN	GA	GAA	SO	W	L	OTL	SA	SV%
Kaapo Kahkonen	2	123	10	4.89	0	0	1	1	76	.868





## COLUMBUS VS. SAN JOSE ALL-TIME

SEASON	W-L-T/O	HOME	AWAY	GF-GA	SF-SA	PP	PK	PIM
2000-01	1-2-0-1	1-1-0-0	0-1-0-1	9-10	110-125	2-of-23	17-of-20	54-58
2001-02	1-3-0-0	1-1-0-0	0-2-0-0	11-19	109-107	6-of-22	9-of-16	67-69
2002-03	1-3-0-0	1-1-0-0	0-2-0-0	7-14	111-136	3-of-21	16-of-20	105-86
2003-04	1-2-0-1	0-1-0-1	1-1-0-0	6-9	101-153	2-of-17	14-of-15	50-52
2005-06	2-2-0	2-0-0	0-2-0	12-12	106-130	4-of-19	22-of-25	54-46
2006-07	1-3-0	1-1-0	0-2-0	5-11	96-118	3-of-22	20-of-27	72-62
2007-08	1-2-1	1-1-0	0-1-1	7-10	92-90	2-of-14	12-of-15	46-44
2008-09	2-2-0	2-0-0	0-2-0	9-11	116-125	2-of-12	14-of-18	58-46
2009-10	1-2-1	1-0-1	0-2-0	9-10	98-150	2-of-12	15-of-17	61-61
2010-11	2-2-0	0-2-0	2-0-0	10-8	128-130	5-of-19	18-of-22	63-57
2011-12	1-3-0	1-1-0	0-2-0	8-13	115-156	3-of-10	13-of-17	91-91
2012-13	3-0-0	2-0-0	1-0-0	14-5	88-92	3-of-8	4-of-6	26-28
2013-14	0-1-1	0-0-1	0-1-0	5-6	59-74	0-of-7	7-of-8	16-14
2014-15	2-0-0	1-0-0	1-0-0	7-5	56-74	2-of-8	7-of-8	21-21
2015-16	1-1-0	0-1-0	1-0-0	8-7	55-72	1-of-5	8-of-9	41-25
2016-17	0-2-0	0-1-0	0-1-0	3-6	53-67	1-of-5	4-of-7	14-10
2017-18	1-1-0	0-1-0	1-0-0	5-5	57-63	0-of-3	5-of-7	16-8
2018-19	2-0-0	1-0-0	1-0-0	8-1	53-71	1-of-3	5-of-5	12-8
2019-20	0-2-0	0-1-0	0-1-0	3-6	54-61	0-of-4	3-of-4	13-13
2020-21	DID NOT PLAY							
2021-22	1-1-0	1-0-0	0-1-0	8-7	54-62	1-of-4	1-of-2	6-10
2022-23	2-0-0	1-0-0	1-0-0	11-8	77-57	2-of-5	3-of-4	13-15
<b>TOTAL</b>	<b>26-34-0-5</b>	<b>17-13-0-3</b>	<b>9-21-0-2</b>	<b>165-183</b>	<b>1,788-2,113</b>	<b>45-of-243</b>	<b>217-of-272</b>	<b>899-824</b>

	OVERALL	AT CBJ	AT SJS
<b>Current Streak:</b>	2-0-0 since 3/14/23	2-0-0 since 12/5/21	1-0-0 since 3/14/23
<b>Last 10 Games:</b>	6-4-0	5-4-1	6-4-0
<b>Last Win:</b>	3/14/23, 6-5 OT at SJS	1/21/23, 5-3	3/14/23, 6-5 OT
<b>Last Regulation Loss:</b>	4/19/22, 2-3 at SJS	1/4/20, 2-3	4/19/22, 2-3
<b>Most Lopsided Win:</b>	4, 4x (2/23/19 most recent, 4-0 at CBJ)	4, 4x (2/23/19 most recent, 4-0)	3, 3x (11/1/18 most recent, 4-1)
<b>Most Lopsided Loss:</b>	8, 3/30/02 (2-10 at SJS)	3, 10/23/06 (0-3)	8, 3/30/02 (2-10)
<b>Last OT Game:</b>	3/14/23, 6-5 OTW at SJS	3/13/14, 3-4 SOL	3/14/23, 6-5 OTW
<b>OT Record (W-L-T):</b>	5-5-0	2-3-0	3-2-0
<b>Most Goals Scored:</b>	6, 5x (3/14/23 most recent, 6-5 OTW at SJS)	6, 4x (12/5/21 most recent, 6-4 W)	6, 3/14/23 (6-5 OTW)
<b>Most Goals Allowed:</b>	10, 3/30/02 (2-10 L at SJS)	5, 3x (11/22/15 most recent, 3-5 L)	10, 3/30/02 (2-10 L)
<b>Most Goals, Both Teams:</b>	12, 3/30/02 (2-10 L at SJS)	10, 12/5/21 (6-4 W)	12, 3/30/02 (2-10 L)
<b>Longest Win Streak:</b>	4, 2/21/12 - 4/21/13	3, 2/21/12 - 4/9/13	2, 3x, 3/4/18 - 2/23/19, most recent
<b>Longest Pts. Streak:</b>	4, 2x, 3/13/14 - 11/3/15 (3-0-0-1)	5, 2/21/12 - 11/15/14 (4-0-0-1)	2, 3x, 3/4/18 - 2/23/19, most recent (2-0-0-0)
<b>Longest Pointless Streak:</b>	4, 3x, 11/22/15 - 2/2/18, most recent	3, 2x, 11/22/15 - 2/2/18, most recent	6, 2/23/04 - 1/5/08
<b>Longest Winless Streak:</b>	5, 1/5/08 - 12/4/08 (0-4-0-1)	3, 2x, 11/22/15 - 2/2/18, most recent (0-3-0-0)	11, 2/23/04 - 3/6/10 (0-10-0-1)

## ALL-TIME RESULTS

2000-01	(1-2-0-1)	2001-02	(1-3-0-0)	2002-03	(1-3-0-0)	2003-04	(1-2-0-1)	2005-06	(2-2-0)	2006-07	(1-3-0)
10/25	SJS 3, at CBJ 1	10/27	at SJS 2, CBJ 0	10/25	SJS 5, at CBJ 4	12/31	SJS 1, at CBJ 0	10/12	at SJS 4, CBJ 1	10/23	SJS 3, at CBJ 0
11/9	at CBJ 5, SJS 2	1/24	at CBJ 6, SJS 2	12/6	at SJS 3, CBJ 2	1/8	CBJ 3, at SJS 2 OT	10/21	at CBJ 4, SJS 1	1/6	at SJS 5, CBJ 2
12/14	at SJS 2, CBJ 1	3/30	at SJS 10, CBJ 2	2/12	at CBJ 1, SJS 0	2/14	SJS 2, at CBJ 1 OT	1/5	at SJS 6, CBJ 3	2/16	at CBJ 3, SJS 0
2/20	at SJS 3, CBJ 2 OT	4/10	SJS 5, at CBJ 3	2/21	at SJS 6, CBJ 0	2/23	at SJS 4, CBJ 2	3/28	at CBJ 4, SJS 1	3/16	at SJS 3, CBJ 0
2007-08	(1-2-1)	2008-09	(2-2-0)	2009-10	(1-2-1)	2010-11	(2-2-0)	2011-12	(1-3-0)	2012-13	(3-0-0)
10/27	at CBJ 2, SJS 1	10/14	at SJS 5, CBJ 2	10/8	at SJS 6, CBJ 3	*10/8	SJS 3, at CBJ 2	1/5	at SJS 2, CBJ 1	2/11	at CBJ 6, SJS 2
1/5	at SJS 3, CBJ 2	12/4	at SJS 3, CBJ 2	11/4	SJS 3, at CBJ 2 SO	*10/9	CBJ 3, at SJS 2 OT	1/14	SJS 2, at CBJ 1	4/9	at CBJ 4, SJS 0
2/8	at SJS 2, CBJ 1 OT	12/17	at CBJ 2, SJS 1 OT	2/10	at CBJ 3, SJS 0	11/20	CBJ 3, at SJS 0	1/31	at SJS 6, CBJ 0	4/21	CBJ 4, at SJS 3
2/27	SJS 4, at CBJ 2	2/7	at CBJ 3, SJS 2 OT	3/6	at SJS 2, CBJ 1	2/9	SJS 3, at CBJ 2	2/21	at CBJ 6, SJS 3		
2013-14	(0-1-1)	2014-15	(2-0-0)	2015-16	(1-1-0)	2016-17	(0-2-0)	2017-18	(1-1-0)	2018-19	(2-0-0)
2/7	at SJS 3, CBJ 2	10/23	CBJ 5, at SJS 4	11/3	CBJ 5, at SJS 2	10/15	SJS 3, at CBJ 2	2/2	SJS 3, at CBJ 1	11/1	CBJ 4, at SJS 1
3/13	SJS 4 at CBJ 3 SO	11/15	at CBJ 2, SJS 1	11/22	SJS 5, at CBJ 3	10/27	at SJS 3, CBJ 1	3/4	CBJ 4, at SJS 2	2/23	at CBJ 4, at SJS 0
2019-20	(0-2-0)	2020-21	(0-0-0)	2021-22	(1-1-0)	2022-23	(2-0-0)				
1/4	SJS 3, at CBJ 2	DID NOT PLAY		12/5	at CBJ 6, SJS 4	1/21	at CBJ 5, SJS 3				
1/9	at SJS 3, CBJ 1			4/19	at SJS 3, CBJ 2	3/14	CBJ 6, at SJS 5 OT				

### SHUTOUTS

<b>CBJ</b>	6	2/12/03, Denis 38 saves (1-0 at CBJ); 2/16/07, Norrena 29 saves (3-0 at CBJ); 2/10/10, Mason 40 saves (3-0 at CBJ); 11/20/10, Garon 35 saves (3-0 at SJS); 4/9/13, Bobrovsky 30 saves (4-0 at CBJ); 2/23/19, Bobrovsky 26 saves (4-0 at CBJ)
<b>SJS</b>	6	10/27/01, Nabokov 16 saves (0-2 at SJS); 2/21/03, Nabokov 29 saves (0-6 at SJS); 12/31/03, Nabokov 26 saves (0-1 at CBJ); 10/23/06, Toskala 23 saves (0-3 at CBJ); 3/16/07, Toskala 35 saves (0-3 at SJS); 1/31/12, Niemi 30 saves (0-6 at SJS)

### HAT TRICKS

<b>CBJ</b>	3	1/24/02, Knutsen against Nabokov (2) and Kiprusoff (1) (6-2 W at CBJ); 11/20/10, Nash against Nittymaki (2) and 1 EN (3-0 W at SJS); 2/21/12, Carter against Niemi (2) and Greiss (1) (6-3 W at CBJ)
<b>SJS</b>	3	1/5/06, Cheechoo against Denis (3) (3-6 L at SJS); 1/6/07, Clowe against Norrena (3) (2-5 L at SJS); 10/8/09, Heatley against Mason (2) and Garon (1) (3-6 L at SJS)


### PENALTY SHOTS

<b>CBJ</b>	2	11/9/00, Kron unsuccessful against Shields (5-2 W at CBJ); 2/8/08, Nash unsuccessful against Nabokov (1-2 OTL at SJS)
<b>SJS</b>	2	2/23/04, Cheechoo goal against Leclaire (2-4 L at SJS); 10/8/09, Heatley goal against Garon (3-6 L at SJS)



## SEATTLE KRAKEN

Climate Pledge Arena / 334 1st Ave. N. / Seattle, WA 98109  
seattlekrakenhockey.com / p: 206.460.7825 / @SeattleKraken



JARED McCANN

### DIRECTORY

**First Season:** 2021-22  
**Home Ice:** Climate Pledge Arena  
**Capacity:** 17,100 (opened in 2021)  
**Playoff Appearances:** 1 (most recent, 2022-23)  
**Stanley Cup Titles:** None  
**EVP & General Manager:** Ron Francis  
**Head Coach:** Dave Hakstol  
**Assistant Coaches:**  
Jay Leach, Dave Lowry, Paul McFarland  
**Public Relations Contact:** Ben Guerrero  
  
**TV Play-By-Play:** John Forslund  
**TV Color Analysts:** JT Brown, Eddie Olczyk  
**Radio Play-By-Play:** Everett Fitzhugh

### 2023-24 SCHEDULE

DATE	HOME/AWAY	START (ET)
Jan. 13	at CBJ	7 p.m.
Jan. 28	at STL	9 p.m.

### 2022-23 SEASON

**Record:** 46-28-8, 100 pts.  
**Home:** 20-17-4, 44 pts.  
**Away:** 26-11-4, 56 pts.  
**Playoffs:** Lost 4-3 (DAL) in West Semifinals

### LEADERS

**Points:** Jared McCann, 70  
**Goals:** Jared McCann, 40  
**Assists:** Vince Dunn, 50  
**+/- (min. 40 GP):** Vince Dunn, +28  
**Def. Points:** Vince Dunn, 64  
**Goaltending:** Martin Jones, 27-13-3, 2.99 GAA

### 2022-23 RESULTS (0-2-0)

DATE	RESULT	ATTN	W/L GOALTENDERS	GW GOAL
Jan. 28, 2023	at SEA 3, CBJ 1	17,151	Philipp Grubauer / Elvis Merzlikins	Alex Wennberg
Mar. 3, 2023	SEA 4, at CBJ 2	18,712	Philipp Grubauer / Elvis Merzlikins	Alex Wennberg

GOALS BY PERIOD	1ST	2ND	3RD	OT	TOTAL
Columbus	0	2	1	-	3
Seattle	1	3	3	-	7

SHOTS BY PERIOD	1ST	2ND	3RD	OT	TOTAL
Columbus	14	14	20	-	48
Seattle	24	26	16	-	66

POWER PLAY	GOALS	ATTEMPTS	PCT
Columbus	1	6	16.7
Seattle	2	6	33.3

PENALTY KILLING	KILLS	ATTEMPTS	PCT
Columbus	4	6	66.7
Seattle	5	6	83.3

### SKATERS

COLUMBUS	GP	G	A	P	+/-	PIM	PP	SH	GW	EN	S	%
Patrik Laine	2	1	1	2	-2	0	1	0	0	0	2	50.0
Adam Boqvist	1	1	1	2	0	0	0	0	0	0	2	50.0
Kent Johnson	2	1	0	1	0	0	0	0	0	0	2	50.0
Johnny Gaudreau	2	0	1	1	-2	0	0	0	0	0	6	0.0
Erik Gudbranson	2	0	1	1	0	2	0	0	0	0	6	0.0

SEATTLE	GP	G	A	P	+/-	PIM	PP	SH	GW	EN	S	%
Alex Wennberg	2	2	1	3	3	4	1	0	2	0	4	50.0
Jared McCann	2	1	2	3	2	0	1	0	0	0	7	14.3
Jordan Eberle	2	1	1	2	2	0	0	0	0	0	5	20.0
Brandon Tanev	2	1	1	2	0	2	0	0	0	1	4	25.0
Eeli Tolvanen	2	1	1	2	1	0	0	0	0	0	5	20.0

### GOALTENDING

COLUMBUS	GP	MIN	GA	GAA	SO	W	L	OTL	SA	SV%
Elvis Merzlikins	2	116	6	3.10	0	0	2	0	65	.908

SEATTLE	GP	MIN	GA	GAA	SO	W	L	OTL	SA	SV%
Philipp Grubauer	2	120	3	1.50	0	2	0	0	48	.938



## COLUMBUS VS. SEATTLE ALL-TIME

SEASON	W-L-T/O	HOME	AWAY	GF-GA	SF-SA	PP	PK	PIM
2021-22	2-0-0	1-0-0	1-0-0	7-5	53-52	0-of-2	1-of-2	4-4
2022-23	0-2-0	0-1-0	0-1-0	3-7	48-66	1-of-6	4-of-6	12-12
<b>TOTAL</b>	<b>2-2-0</b>	<b>1-1-0</b>	<b>1-1-0</b>	<b>10-12</b>	<b>101-118</b>	<b>1-of-8</b>	<b>5-of-8</b>	<b>16-16</b>

	OVERALL	AT CBJ	AT SEA
<b>Current Streak:</b>	0-2-0 since 1/28/23	0-1-0 since 3/3/23	0-1-0 since 1/28/23
<b>Last 10 Games:</b>	2-2-0	1-1-0	1-1-0
<b>Last Win:</b>	12/11/21, 5-4 OT at SEA	10/16/21, 2-1 OT	12/11/21, 5-4 OT
<b>Last Regulation Loss:</b>	3/3/23, 2-4 at CBJ	3/3/23, 2-4	1/28/23, 1-3
<b>Most Lopsided Win:</b>	1, 2x (12/11/21 most recent, 5-4 OT at SEA)	1, 10/16/21 (2-1 OT)	1, 12/11/21 (5-4 OT)
<b>Most Lopsided Loss:</b>	2 2x (3/3/23 most recent, 2-4 at CBJ)	2, 3/3/23 (2-4)	2, 1/28/23 (1-3)
<b>Last OT Game:</b>	12/11/21, 5-4 OTW at SEA	10/16/21, 2-1 OTW	12/11/21, 5-4 OTW
<b>OT Record (W-L-T):</b>	2-0-0	1-0-0	1-0-0
<b>Most Goals Scored:</b>	5, 12/11/21, 5-4 OTW at SEA	2, 2x (3/3/23 most recent, 2-4 L)	5, 12/11/21 (5-4 OTW)
<b>Most Goals Allowed:</b>	4, 2x (3/3/23 most recent, 2-4 at CBJ)	4, 3/3/23 (2-4 L)	4, 12/11/21 (5-4 OTW)
<b>Most Goals, Both Teams:</b>	9, 12/11/21, 5-4 OTW at SEA	6, 3/3/23 (2-4 L)	9, 12/11/21 (5-4 OTW)
<b>Longest Win Streak:</b>	2, 10/16/21 - 12/11/21	1, 10/16/21	1, 12/11/21
<b>Longest Pts. Streak:</b>	2, 10/16/21 - 12/11/21 (2-0-0)	1, 10/16/21 (1-0-0)	1, 12/11/21
<b>Longest Pointless Streak:</b>	2, 1/28/23 - current	1, 3/3/23 - current	1, 1/28/23 - current
<b>Longest Winless Streak:</b>	2, 1/28/23 - current (0-2-0)	1, 3/3/23 - current	1, 1/28/23 - current

## ALL-TIME RESULTS

2021-22	(2-0-0)	2022-23	(0-2-0)
10/16	at CBJ 2, SEA 1 OT	1/28	at SEA 3, CBJ 1
12/11	CBJ 5, at SEA 4 OT	3/3	SEA 4, at CBJ 2

### SHUTOUTS

<b>CBJ</b>	0	None
<b>SEA</b>	0	None

### HAT TRICKS

<b>CBJ</b>	0	None
<b>SEA</b>	0	None

### PENALTY SHOTS


<b>CBJ</b>	0	None
<b>SEA</b>	0	None



OPPONENTS

## ST. LOUIS BLUES

Enterprise Center / 1401 Clark Ave. at Brett Hull Way / St. Louis, MO 63103  
 stlouisblues.com / p: 314.622.2500 / @StLouisBlues



### DIRECTORY

**First Season:** 1967-68  
**Home Ice:** Enterprise Center  
**Capacity:** 18,724 (opened in 1994)  
**Playoff Appearances:** 45 (most recent, 2021-22)  
**Stanley Cup Titles:** 1 (2018-19)  
**Pres. of Hockey Ops. & GM:** Doug Armstrong  
**Head Coach:** Craig Berube  
**Assistant Coaches:**  
 Steve Ott, Mike Weber  
**Public Relations Contact:** Dan O'Neill

**TV Play-By-Play:** John Kelly  
**TV Color Analysts:** Jamie Rivers  
**Radio Play-By-Play:** Chris Kerber  
**Radio Color Analyst:** Joe Vitale

### 2023-24 SCHEDULE

DATE	HOME/AWAY	START (ET)
Dec. 8	at CBJ	7 p.m.
Jan. 30	at STL	8 p.m.

### 2022-23 SEASON

**Record:** 37-38-7, 81 pts.  
**Home:** 18-17-6, 42 pts.  
**Away:** 19-21-1, 39 pts.  
**Playoffs:** Did not qualify

### LEADERS

**Points:** Jordan Kyrrou, 73  
**Goals:** Jordan Kyrrou, 37  
**Assists:** Robert Thomas, 47  
**+/- (min. 40 GP):** Calle Rosen, +19  
**Def. Points:** Torey Krug, 32  
**Goaltending:** Jordan Binnington, 27-27-6, 3.31 GAA

### 2022-23 RESULTS (0-2-0)

DATE	RESULT	ATTN	W/L GOALTENDERS	GW GOAL
Oct. 15, 2022	at STL 5, CBJ 2	18,096	Jordan Binnington / Elvis Merzlikins	Ivan Barbashev
Mar. 11, 2023	STL 5, at CBJ 2	18,222	Thomas Greiss / Michael Hutchinson	Sammy Blais

GOALS BY PERIOD	1ST	2ND	3RD	OT	TOTAL
Columbus	1	2	1	-	4
St. Louis	4	1	5	-	10

SHOTS BY PERIOD	1ST	2ND	3RD	OT	TOTAL
Columbus	16	20	28	-	64
St. Louis	13	21	15	-	49

POWER PLAY	GOALS	ATTEMPTS	PCT
Columbus	1	5	20.0
St. Louis	1	5	20.0

PENALTY KILLING	KILLS	ATTEMPTS	PCT
Columbus	4	5	80.0
St. Louis	4	5	80.0

### SKATERS

COLUMBUS	GP	G	A	P	+/-	PIM	PP	SH	GW	EN	S	%
Johnny Gaudreau	2	0	3	3	-3	0	0	0	0	0	2	0.0
Boone Jenner	2	1	0	1	-3	6	0	0	0	0	9	11.1
Sean Kuraly	1	1	0	1	1	0	0	0	0	0	1	100.0
Patrik Laine	1	1	0	1	-1	0	1	0	0	0	4	25.0
Gustav Nyquist	1	1	0	1	-1	0	0	0	0	0	3	33.3

ST. LOUIS	GP	G	A	P	+/-	PIM	PP	SH	GW	EN	S	%
Brayden Schenn	2	0	4	4	4	0	0	0	0	0	2	0.0
Jordan Kyrrou	2	3	0	3	0	0	0	0	0	1	8	37.5
Pavel Buchnevich	2	1	2	3	4	0	1	0	0	0	6	16.7
Sammy Blais	1	1	2	3	2	0	0	0	1	0	1	100.0
Robert Thomas	2	0	3	3	4	0	0	0	0	0	2	0.0

### GOALTENDING

COLUMBUS	GP	MIN	GA	GAA	SO	W	L	OTL	SA	SV%
Michael Hutchinson	1	58	4	4.14	0	0	1	0	23	.826
Elvis Merzlikins	1	60	5	5.00	0	0	1	0	25	.800

ST. LOUIS	GP	MIN	GA	GAA	SO	W	L	OTL	SA	SV%
Jordan Binnington	1	60	2	2.00	0	1	0	0	25	.920
Thomas Greiss	1	59	2	2.02	0	1	0	0	39	.949





## COLUMBUS VS. ST. LOUIS ALL-TIME

SEASON	W-L-T/O	HOME	AWAY	GF-GA	SF-SA	PP	PK	PIM
2000-01	1-2-2-0	1-0-1-0	0-2-1-0	7-14	110-172	3-of-24	20-of-24	63-63
2001-02	1-3-1-0	1-1-1-0	0-2-0-0	12-16	108-161	3-of-24	13-of-16	54-72
2002-03	2-3-0-0	1-1-0-0	1-2-0-0	12-22	127-159	5-of-26	21-of-28	97-93
2003-04	1-3-0-2	1-1-0-1	0-2-0-1	14-19	162-190	6-of-30	18-of-25	74-84
2005-06	5-2-1	3-1-0	2-1-1	21-19	220-251	5-of-38	48-of-55	190-138
2006-07	4-1-3	1-1-2	3-0-1	29-19	211-211	9-of-37	38-of-45	127-127
2007-08	3-5-0	3-1-0	0-4-0	17-25	218-213	4-of-31	26-of-34	165-153
2008-09	1-4-1	1-2-0	0-2-1	14-23	150-153	3-of-20	27-of-35	105-80
2009-10	3-2-1	2-1-0	1-1-1	15-17	156-181	4-of-31	17-of-25	95-94
2010-11	2-2-2	1-1-1	1-1-1	22-21	167-170	4-of-26	8-of-15	128-166
2011-12	2-4-0	1-2-0	1-2-0	14-17	178-186	4-of-32	19-of-22	104-146
2012-13	1-3-0	1-1-0	0-2-0	7-10	91-99	1-of-11	13-of-16	82-74
2013-14	0-1-1	0-0-1	0-1-0	5-10	57-68	1-of-8	3-of-4	22-30
2014-15	2-0-0	1-0-0	1-0-0	11-3	50-64	1-of-2	8-of-10	21-9
2015-16	1-1-0	1-0-0	0-1-0	4-4	62-52	0-of-5	4-of-5	10-8
2016-17	1-0-1	1-0-0	0-0-1	9-6	51-67	1-of-5	5-of-9	33-25
2017-18	0-2-0	0-1-0	0-1-0	2-6	71-70	0-of-5	5-of-5	12-10
2018-19	1-1-0	0-1-0	1-0-0	9-8	52-70	2-of-5	4-of-5	14-14
2019-20	1-0-1	1-0-0	0-0-1	6-6	69-54	2-of-6	4-of-7	14-12
2020-21	DID NOT PLAY							
2021-22	1-1-0	1-0-0	0-1-0	8-10	54-61	3-of-8	3-of-5	10-18
2022-23	0-2-0	0-1-0	0-1-0	4-10	64-49	1-of-5	4-of-5	10-10
<b>TOTAL</b>	<b>33-42-3-13</b>	<b>22-16-2-5</b>	<b>11-26-1-8</b>	<b>242-285</b>	<b>2,428-2,701</b>	<b>62-of-379</b>	<b>308-of-395</b>	<b>1,430-1,426</b>

	OVERALL	AT CBJ	AT STL
<b>Current Streak:</b>	0-2-0 since 10/15/22	0-1-0 since 3/11/23	0-2-1 since 11/1/19
<b>Last 10 Games:</b>	3-6-1	6-3-1	2-6-2
<b>Last Win:</b>	3/19/22, 5-4 at CBJ	3/19/22, 5-4	10/25/18, 7-4
<b>Last Regulation Loss:</b>	3/11/23, 2-5 at CBJ	3/11/23, 2-5	11/27/21, 3-6
<b>Most Lopsided Win:</b>	7, 11/10/10 (8-1 at CBJ)	7, 11/10/10 (8-1)	4, 12/9/06 (5-1)
<b>Most Lopsided Loss:</b>	6, 10/17/02 (1-7 at STL)	5, 2x (4/3/11 most recent, 1-6)	6, 10/17/02 (1-7)
<b>Last OT Game:</b>	11/15/19, 3-2 OTW at CBJ	11/15/19, 3-2 OTW	11/1/19, 3-4 OTL
<b>OT Record (W-L-T):</b>	4-13-3	3-5-2	1-8-1
<b>Most Goals Scored:</b>	8, 2x (11/12/16 most recent, 8-1 W at CBJ)	8, 2x (11/12/16 most recent, 8-4 W)	7, 10/25/18 (7-4 W)
<b>Most Goals Allowed:</b>	7, 10/17/02 (1-7 L at STL)	6, 2x (4/3/11 most recent, 1-6 L)	7, 10/17/02 (1-7 L)
<b>Most Goals, Both Teams:</b>	12, 11/12/16 (8-4 W at CBJ)	12, 11/12/16 (8-4 W)	11, 10/25/18 (7-4 W)
<b>Longest Win Streak:</b>	4, 3/25/07 - 11/4/07	4, 3/25/07 - 1/11/08	3, 3/31/06 - 12/9/06
<b>Longest Pts. Streak:</b>	8, 1/20/06 - 1/9/07 (5-0-0-3)	5, 4/12/13 - 11/12/16, (4-0-0-1)	6, 3/13/06 - 3/27/07 (4-0-0-2)
<b>Longest Pointless Streak:</b>	5, 2/17/08 - 2/3/09	2, 4x, 3/24/18 - 2/2/19, most recent	5, 11/16/07 - 1/3/09
<b>Longest Winless Streak:</b>	6, 12/28/02 - 1/15/04 (0-4-0-2)	3, 3x, 3/9/11 - 11/27/11, most recent (0-2-0-1)	8, 11/16/07 - 1/12/10 (0-7-0-1)

## ALL-TIME RESULTS

2000-01	(1-2-2-0)	2001-02	(1-3-1-0)	2002-03	(2-3-0-0)	2003-04	(1-3-0-2)	2005-06	(5-2-1)	2006-07	(4-1-3)
12/26	at STL 5, CBJ 0	10/4	at CBJ 3, STL 3 OT	10/17	at STL 7, CBJ 1	12/12	STL 3, at CBJ 2 OT	11/9	at CBJ 3, STL 1	11/9	CBJ 4, at STL 2
2/1	CBJ 2, at STL 2 OT	11/13	at CBJ 3, STL 2 OT	11/7	CBJ 5, at STL 2	12/16	at STL 2, CBJ 1 OT	11/16	STL 2, at CBJ 0	11/22	STL 4, at CBJ 3 SO
2/6	at CBJ 2, STL 2 OT	11/29	STL 3, at CBJ 1	11/20	at CBJ 3, STL 2	12/29	STL 3, at CBJ 2	11/26	CBJ 4, at STL 3	12/9	CBJ 5, at STL 1
4/1	at CBJ 2, STL 1	12/1	at STL 4, CBJ 3	12/28	STL 6, at CBJ 1	1/15	at STL 5, CBJ 3	12/1	at STL 4, CBJ 1	1/9	STL 4, at CBJ 3 SO
4/5	at STL 4, CBJ 1	1/3	at STL 4, CBJ 2	12/29	at STL 5, CBJ 2	1/21	at CBJ 3, STL 1	1/20	at CBJ 4, STL 3 SO	2/14	STL 4, at CBJ 2
						3/13	at STL 5, CBJ 3	3/13	at STL 3, CBJ 2 OT	2/20	at STL 5, CBJ 4 SO
								3/31	CBJ 4, at STL 2	3/25	at CBJ 4, STL 1
								4/13	at CBJ 4, STL 1	3/27	CBJ 4, at STL 1
2007-08	(3-5-0)	2008-09	(1-4-1)	2009-10	(3-2-1)	2010-11	(2-2-2)	2011-12	(2-4-0)	2012-13	(1-3-0)
10/25	at CBJ 3, STL 0	1/3	at STL 5, CBJ 2	11/30	at CBJ 5, STL 2	11/10	at CBJ 8, STL 1	11/27	STL 2, at CBJ 1	1/31	STL 4, at CBJ 1
11/4	at CBJ 3, STL 0	2/3	STL 4, at CBJ 2	1/12	at STL 4, CBJ 1	12/9	at STL 4, CBJ 1	12/18	at STL 6, CBJ 4	2/23	at STL 2, CBJ 1
11/16	at STL 3, CBJ 2	2/18	at CBJ 4, STL 3	1/18	at CBJ 4, STL 2	1/22	CBJ 5, at STL 2	2/14	at CBJ 2, STL 1	4/5	at STL 3, CBJ 1
1/8	at STL 6, CBJ 1	3/28	at STL 4, CBJ 3 SO	1/30	CBJ 3, at STL 2 OT	3/7	at STL 5, CBJ 4 SO	3/10	at STL 4, CBJ 1	4/12	at CBJ 4, STL 1
1/11	at CBJ 6, STL 4	3/29	STL 5, at CBJ 2	3/13	STL 5, at CBJ 1	3/9	STL 4, at CBJ 3 OT	3/11	STL 2, at CBJ 1		
2/17	at STL 5, CBJ 1	4/10	at STL 3, CBJ 1	4/5	at STL 2, CBJ 1 OT	4/3	STL 6, at CBJ 1	3/31	CBJ 5, at STL 2		
4/5	at STL 3, CBJ 0										
4/6	STL 4, at CBJ 1										
2013-14	(0-1-1)	2014-15	(2-0-0)	2015-16	(1-1-0)	2016-17	(1-0-1)	2017-18	(0-2-0)	2018-19	(1-1-0)
12/14	STL 4, at CBJ 3 OT	2/6	at CBJ 7, STL 1	11/17	at CBJ 3, STL 1	11/5	at STL 2, CBJ 1 OT	10/28	at STL 4, CBJ 1	10/25	CBJ 7, at STL 4
1/4	at STL 6, CBJ 2	3/28	CBJ 4, at STL 2	11/28	at STL 3, CBJ 1	11/12	at CBJ 8, STL 4	3/24	STL 2, at CBJ 1	2/2	STL 4, at CBJ 2
2019-20	(1-0-1)	2020-21	(0-0-0)	2021-22	(1-1-0)	2022-23	(0-2-0)				
11/1	at STL 4, CBJ 3 OT	DID NOT PLAY		11/27	at STL 6, CBJ 3	10/15	at STL 5, CBJ 2				
11/15	at CBJ 3, STL 2 OT			3/19	at CBJ 5, STL 4	3/11	STL 5, at CBJ 2				

### SHUTOUTS

<b>CBJ</b>	2	10/25/07, Leclaire 36 saves (3-0 at CBJ); 11/4/07, Leclaire 21 saves (3-0 at CBJ)
<b>STL</b>	3	12/26/00, Johnson 24 saves (0-5 at STL); 11/16/05, Sanford 36 saves (0-2 at CBJ); 4/5/08, Legace 25 saves (0-3 at STL)

### HAT TRICKS

<b>CBJ</b>	1	11/30/09, Umberger against Mason (2) and 1 EN (5-2 W at CBJ)
<b>STL</b>	2	3/19/22, Perron against Merzlikins (2) and Korpisalo (1) (5-4 W at CBJ); 3/11/23, Kyrou against Hutchinson (2) and 1 EN (2-5 L at CBJ)

### PENALTY SHOTS

<b>CBJ</b>	0	None
<b>STL</b>	1	12/16/03, Demitra unsuccessful against Denis (1-2 OTL at STL)



## TAMPA BAY LIGHTNING

Amalie Arena / 401 Channelside Dr. / Tampa, FL 33602  
tampabaylightning.com / p: 813.301.6500 / @TBLightning



ANDREI VASILEVSKIY

### DIRECTORY

**First Season:** 1992-93  
**Home Ice:** Amalie Arena  
**Capacity:** 19,092 (opened in 1995)  
**Playoff Appearances:** 15 (most recent, 2022-23)  
**Stanley Cup Titles:** 3 (2004, 2020 & 2021)  
**VP and General Manager:** Julien BriseBois  
**Head Coach:** Jon Cooper  
**Assistant Coaches:**  
Jeff Blashill, Jeff Halpern, Rob Zettler  
**Public Relations Contact:** Brian Breseman

**TV Play-By-Play:** Dave Randorf  
**TV Color Analysts:** Brian Engblom, Bobby Taylor  
**Radio Play-By-Play:** Dave Mishkin  
**Radio Color Analyst:** Phil Esposito

### 2023-24 SCHEDULE

DATE	HOME/AWAY	START (ET)
Nov. 2	at CBJ	7 p.m.
Feb. 10	at CBJ	7 p.m.
Apr. 9	at TBL	7 p.m.

### 2022-23 SEASON

**Record:** 46-30-6, 98 pts.  
**Home:** 28-8-5, 61 pts.  
**Away:** 18-22-1, 37 pts.  
**Playoffs:** Lost 4-2 (TOR) in Round 1

### LEADERS

**Points:** Nikita Kucherov, 113  
**Goals:** Brayden Point, 51  
**Assists:** Nikita Kucherov, 83  
**+/- (min. 40 GP):** Brandon Hagel +23  
**Def. Points:** Victor Hedman, 85  
**Goaltending:** Andrei Vasilevskiy, 34-22-4, 2.65 GAA

### 2022-23 RESULTS (0-3-0)

DATE	RESULT	ATTN	W/L GOALTENDERS	GW GOAL
Oct. 14, 2022	TBL 5, at CBJ 2	18,889	Andrei Vasilevskiy / Daniil Tarasov	Ross Colton
Dec. 15, 2022	at TBL 4, CBJ 1	19,092	Brian Elliott / Daniil Tarasov	Brayden Point
Jan. 10, 2023	at TBL 6, CBJ 3	19,092	Andrei Vasilevskiy / Elvis Merzlikins	Nikita Kucherov

GOALS BY PERIOD	1ST	2ND	3RD	OT	TOTAL
Columbus	2	2	2	-	6
Tampa Bay	6	2	7	-	15

SHOTS BY PERIOD	1ST	2ND	3RD	OT	TOTAL
Columbus	21	30	26	-	77
Tampa Bay	47	33	34	-	114

POWER PLAY	GOALS	ATTEMPTS	PCT
Columbus	0	6	0.0
Tampa Bay	4	9	44.4

PENALTY KILLING	KILLS	ATTEMPTS	PCT
Columbus	5	9	55.6
Tampa Bay	6	6	100.0

### SKATERS

COLUMBUS	GP	G	A	P	+/-	PIM	PP	SH	GW	EN	S	%
Kirill Marchenko	2	2	0	2	2	0	0	0	0	0	5	40.0
Erik Gudbranson	3	0	2	2	0	0	0	0	0	0	5	0.0
Patrik Laine	2	0	2	2	-1	0	0	0	0	0	4	0.0
Johnny Gaudreau	3	1	0	1	-1	2	0	0	0	0	6	16.7
Gustav Nyquist	3	1	0	1	-4	0	0	0	0	0	6	16.7

TAMPA BAY	GP	G	A	P	+/-	PIM	PP	SH	GW	EN	S	%
Nikita Kucherov	3	2	5	7	1	0	1	0	1	0	13	15.4
Victor Hedman	3	0	5	5	3	2	0	0	0	0	4	0.0
Brandon Hagel	3	2	2	4	2	2	0	0	0	0	1	5
Steven Stamkos	3	2	2	4	1	0	0	0	0	0	13	15.4
Vladislav Namestnikov	3	1	3	4	4	0	0	0	0	0	2	50.0

### GOALTENDING

COLUMBUS	GP	MIN	GA	GAA	SO	W	L	OTL	SA	SV%
Daniil Tarasov	2	120	8	4.01	0	0	2	0	67	.881
Elvis Merzlikins	1	60	6	6.00	0	0	1	0	46	.870

TAMPA BAY	GP	MIN	GA	GAA	SO	W	L	OTL	SA	SV%
Brian Elliott	1	60	1	1.01	0	1	0	0	25	.960
Andrei Vasilevskiy	2	120	5	2.50	0	2	0	0	52	.904





## COLUMBUS VS. TAMPA BAY ALL-TIME

SEASON	W-L-T/O	HOME	AWAY	GF-GA	SF-SA	PP	PK	PIM
2000-01	1-1-0-0	1-0-0-0	0-1-0-0	4-5	52-60	1-of-12	9-of-12	28-24
2001-02	0-1-0-0	0-0-0-0	0-1-0-0	0-1	27-24	0-of-1	3-of-3	16-2
2002-03	0-0-1-0	0-0-1-0	0-0-0-0	2-2	26-27	1-of-8	5-of-6	12-16
2003-04	1-1-0-0	0-1-0-0	1-0-0-0	2-1	35-65	0-of-5	3-of-3	8-12
2005-06	0-1-0	0-0-0	0-1-0	2-4	24-39	1-of-3	6-of-6	12-6
2006-07	DID NOT PLAY							
2007-08	1-0-0	1-0-0	0-0-0	5-3	25-27	1-of-4	7-of-7	24-18
2008-09	0-0-1	0-0-0	0-0-1	1-2	34-17	0-of-3	0-of-1	2-6
2009-10	1-0-0	1-0-0	0-0-0	3-2	25-18	1-of-6	3-of-4	18-22
2010-11	0-0-1	0-0-0	0-0-1	2-2	30-22	0-of-4	3-of-4	8-6
2011-12	0-2-0	0-1-0	0-1-0	4-7	52-59	1-of-7	6-of-7	14-14
2012-13	DID NOT PLAY							
2013-14	2-1-0	2-0-0	0-1-0	6-5	87-76	3-of-10	7-of-9	20-22
2014-15	1-2-0	0-1-0	1-1-0	8-11	87-106	4-of-12	7-of-9	30-32
2015-16	0-3-0	0-2-0	0-1-0	3-11	95-91	0-of-10	10-of-13	71-36
2016-17	3-0-0	1-0-0	2-0-0	13-5	107-87	2-of-7	5-of-5	19-23
2017-18	0-2-1	0-2-0	0-0-1	4-11	98-92	0-of-11	8-of-10	20-22
2018-19	0-3-0	0-1-0	0-2-0	3-17	103-73	0-of-10	5-of-11	26-24
2019-20	0-0-1	0-0-1	0-0-0	1-2	32-30	0-of-3	3-of-3	10-10
2020-21	3-3-2	2-1-1	1-2-1	24-24	225-241	3-of-16	19-of-23	58-54
2021-22	1-2-0	1-1-0	0-1-0	8-13	78-95	2-of-10	7-of-13	28-22
2022-23	0-3-0	0-1-0	0-2-0	6-15	77-114	0-of-6	5-of-9	20-14
<b>TOTAL</b>	<b>14-25-1-6</b>	<b>9-11-1-2</b>	<b>5-14-0-4</b>	<b>101-143</b>	<b>1,319-1,393</b>	<b>20-of-148</b>	<b>121-of-158</b>	<b>444-385</b>

	OVERALL	AT CBJ	AT TBL
<b>Current Streak:</b>	0-3-0 since 10/14/22	0-1-0 since 10/14/22	0-5-1 since 4/1/21
<b>Last 10 Games:</b>	2-7-1	3-5-2	1-7-2
<b>Last Win:</b>	4/28/22, 5-2 at CBJ	4/28/22, 5-2	3/30/21, 3-1
<b>Last Regulation Loss:</b>	1/10/23, 3-6 at TBL	10/14/22, 2-5	1/10/23, 3-6
<b>Most Lopsided Win:</b>	4, 11/29/16 (5-1 at CBJ)	4, 11/29/16 (5-1)	2, 5x (3/30/21 most recent, 3-1)
<b>Most Lopsided Loss:</b>	6, 10/13/18 (2-8 at TBL)	5, 2x (1/4/22 most recent, 2-7)	6, 10/13/18 (2-8)
<b>Last OT Game:</b>	4/25/21, 3-4 OTL at TBL	1/21/21, 2-3 OTL	4/25/21, 3-4 OTL
<b>OT Record (W-L-T):</b>	0-6-1	0-2-1	0-4-0
<b>Most Goals Scored:</b>	5, 5x (4/28/22 most recent, 5-2 W at CBJ)	5, 4x (4/28/22 most recent, 5-2 W)	5, 11/25/16 (5-3 W)
<b>Most Goals Allowed:</b>	8, 10/13/18 (2-8 L at TBL)	7, 2x (1/4/22 most recent, 2-7 L)	8, 10/13/18 (2-8 L)
<b>Most Goals, Both Teams:</b>	11, 11/8/14 (4-7 L at CBJ)	11, 11/8/14 (4-7 L)	10, 10/13/18 (2-8 L)
<b>Longest Win Streak:</b>	3, 11/25/16 - 1/13/17	2, 3x, 1/23/21 - 4/6/21, most recent	2, 11/25/16 - 1/13/17
<b>Longest Pts. Streak:</b>	4, 2x, 2/10/20 - 4/6/21 (2-0-0-2)	4, 2/10/20 - 4/6/21 (2-0-0-2)	3, 11/25/16 - 11/4/17 (2-0-0-1)
<b>Longest Pointless Streak:</b>	4, 2x, 12/31/17 - 2/18/19, most recent	3, 2x, 10/19/17 - 2/18/19, most recent	3, 4/26/22 - current
<b>Longest Winless Streak:</b>	8, 10/19/17 - 1/21/21 (0-5-0-3)	5, 10/19/17 - 1/21/21 (0-3-0-2)	6, 4/1/21 - current (0-5-0-1)

## ALL-TIME RESULTS

<b>2000-01</b> 1/21 at CBJ 3, TBL 1 3/10 at TBL 4, TBL 1	<b>(1-1-0-0)</b>	<b>2001-02</b> 12/6 at TBL 1, CBJ 0	<b>(0-1-0-0)</b>	<b>2002-03</b> 10/23 at CBJ 2, TBL 2 OT	<b>(0-0-1-0)</b>	<b>2003-04</b> 10/23 TBL 1, at CBJ 0 1/2 CBJ 2, at TBL 0	<b>(1-1-0-0)</b>	<b>2005-06</b> 1/13 at TBL 4, CBJ 2	<b>(0-1-0)</b>	<b>2006-07</b> DID NOT PLAY	<b>(0-0-0)</b>
<b>2007-08</b> 3/9 at CBJ 5, TBL 3	<b>(1-0-0)</b>	<b>2008-09</b> 3/24 at TBL 2, CBJ 1 OT	<b>(0-0-1)</b>	<b>2009-10</b> 3/30 at CBJ 3, TBL 2	<b>(1-0-0)</b>	<b>2010-11</b> 1/18 at TBL 3, CBJ 2 SO	<b>(0-0-1)</b>	<b>2011-12</b> 12/17 TBL 3, at CBJ 2 1/24 at TBL 4, CBJ 2	<b>(0-2-0)</b>	<b>2012-13</b> DID NOT PLAY	<b>(0-0-0)</b>
<b>2013-14</b> 12/3 at CBJ 1, TBL 0 1/13 at CBJ 3, TBL 2 4/11 at TBL 3, CBJ 2	<b>(2-1-0)</b>	<b>2014-15</b> 11/8 TBL 7, at CBJ 4 12/6 CBJ 3, at TBL 1 1/31 at TBL 3, CBJ 1	<b>(1-2-0)</b>	<b>2015-16</b> 12/14 TBL 2, at CBJ 1 12/26 at TBL 5, CBJ 2 3/13 TBL 4, at CBJ 0	<b>(0-3-0)</b>	<b>2016-17</b> 11/25 CBJ 5, at TBL 3 11/29 at CBJ 5, TBL 1 1/13 CBJ 3, at TBL 1	<b>(3-0-0)</b>	<b>2017-18</b> 10/19 TBL 2, at CBJ 0 11/4 at TBL 5, CBJ 4 SO 12/31 TBL 5, at CBJ 0	<b>(0-2-1)</b>	<b>2018-19</b> 10/13 at TBL 8, CBJ 2 1/8 at TBL 4, CBJ 0 2/18 TBL 5, at CBJ 1	<b>(0-3-0)</b>
<b>2019-20</b> 2/10 TBL 2, at CBJ 1 OT	<b>(0-0-1)</b>	<b>2020-21</b> 1/21 TBL 3, at CBJ 2 OT 1/23 at CBJ 5, TBL 2 3/30 CBJ 3, at TBL 1 4/1 at TBL 3, CBJ 2 4/6 at CBJ 4, TBL 2 4/8 TBL 6, at CBJ 4 4/22 at TBL 3, CBJ 1 4/25 at TBL 4, CBJ 3 OT	<b>(3-3-2)</b>	<b>2021-22</b> 1/4 TBL 7, at CBJ 2 4/26 at TBL 4, CBJ 1 4/28 at CBJ 5, TBL 2	<b>(1-2-0)</b>	<b>2022-23</b> 10/14 TBL 5, at CBJ 2 12/15 at TBL 4, CBJ 1 1/10 at TBL 6, CBJ 3	<b>(0-3-0)</b>				

### SHUTOUTS

<b>CBJ</b>	2	1/2/04, Denis 37 saves (2-0 at TBL); 12/3/13, Bobrovsky/McElhinney 26 saves (1-0 at CBJ)
<b>TBL</b>	6	12/6/01, Khabibulin 27 saves (0-1 at TBL); 10/23/03, Grahame 20 saves (0-1 at CBJ); 3/13/16, Bishop 37 saves (0-4 at CBJ); 10/19/17, Vasilevskiy 43 saves (0-2 at CBJ); 12/31/17, Vasilevskiy 21 saves (0-5 at CBJ); 1/8/19, Vasilevskiy 31 saves (0-4 at TBL)

### HAT TRICKS

<b>CBJ</b>	0	None
<b>TBL</b>	0	None

### PENALTY SHOTS

<b>CBJ</b>	0	None
<b>TBL</b>	2	3/9/08, Lecavalier goal against Leclaire (5-3 W at CBJ); 11/8/14, Kucherov unsuccessful against Forsberg (4-7 L at CBJ)



# TORONTO MAPLE LEAFS

## TORONTO MAPLE LEAFS

Scotiabank Arena / 40 Bay St. / Toronto, ON M5J 2X2

torontomapleleafs.com / p: 416.815.5700 / @MapleLeafs



MITCH MARNER

### DIRECTORY

**First Season:** 1917-18

**Home Ice:** Scotiabank Arena

**Capacity:** 18,819 (opened in 1999)

**Playoff Appearances:** 72 (most recent, 2022-23)

**Stanley Cup Titles:** 13 (most recent, 1967)

**President:** Brendan Shanahan

**General Manager:** Brad Treliving

**Head Coach:** Sheldon Keefe

**Assistant Coaches:**

Guy Boucher, Dean Chynoweth, Manny Malhotra, Mike Van Ryn

**Public Relations Contact:** Steve Keogh

**TV Play-By-Play:**

Chris Cuthbert, Gord Miller

**TV Color Analysts:**

Craig Simpson, Mike Johnson, Gary Galley

**Radio Play-By-Play:** Joe Bowen

**Radio Color Analyst:** Jim Ralph

### 2023-24 SCHEDULE

DATE	HOME/AWAY	START (ET)
Dec. 14	at TOR	7 p.m.
Dec. 23	at CBJ	7 p.m.
Dec. 29	at CBJ	7 p.m.

### 2022-23 SEASON

**Record:** 50-21-11, 111 pts.

**Home:** 27-8-6, 60 pts.

**Away:** 23-13-5, 51 pts.

**Playoffs:** Lost 4-1 (FLA) in East Semifinals

### LEADERS

**Points:** Mitchell Marner, 99

**Goals:** William Nylander, 40

**Assists:** Mitchell Marner, 69

**+/- (min. 40 GP):** Auston Matthews, +31

**Def. Points:** Morgan Rielly, 41

**Goaltending:** Ilya Samsonov, 27-10-5, 2.33 GAA

### 2022-23 RESULTS (1-2-0)

DATE	RESULT	ATTN	W/L GOALTENDERS	GW GOAL
Feb. 10, 2023	TOR 3, at CBJ 0	18,680	Ilya Samsonov / Joonas Korpisalo	John Tavares
Feb. 11, 2023	CBJ 4, at TOR 3	18,893	Elvis Merzlikins / Joseph Woll	Kent Johnson
Apr. 4, 2023	at TOR 4, CBJ 2	18,597	Joseph Woll / Jet Greaves	Zach Aston-Reese

GOALS BY PERIOD	1ST	2ND	3RD	OT	TOTAL
Columbus	1	3	2	-	6
Toronto	4	1	5	-	10

SHOTS BY PERIOD	1ST	2ND	3RD	OT	TOTAL
Columbus	15	48	33	-	96
Toronto	41	41	38	-	120

POWER PLAY	GOALS	ATTEMPTS	PCT
Columbus	0	9	0.0
Toronto	2	8	25.0

PENALTY KILLING	KILLS	ATTEMPTS	PCT
Columbus	6	8	75.0
Toronto	9	9	100.0

### SKATERS

COLUMBUS	GP	G	A	P	+/-	PIM	PP	SH	GW	EN	S	%
Kent Johnson	3	1	2	3	1	0	0	0	1	0	8	12.5
Boone Jenner	3	1	1	2	1	14	0	0	0	0	12	8.3
Kirill Marchenko	3	1	1	2	0	0	0	0	0	0	8	12.5
Jack Roslovic	3	1	1	2	0	0	0	0	0	0	3	33.3
Sean Kuraly	3	1	0	1	0	4	0	0	0	0	4	25.0

TORONTO	GP	G	A	P	+/-	PIM	PP	SH	GW	EN	S	%
Mitchell Marner	3	0	4	4	2	0	0	0	0	0	12	0.0
Zach Aston-Reese	3	2	0	2	1	2	0	0	1	0	5	40.0
John Tavares	3	2	0	2	-1	2	1	0	1	0	11	18.2
Michael Bunting	3	1	1	2	1	4	0	0	0	0	8	12.5
Alexander Kerfoot	3	1	1	2	1	2	0	0	0	0	4	25.0

### GOALTENDING

COLUMBUS	GP	MIN	GA	GAA	SO	W	L	OTL	SA	SV%
Joonas Korpisalo	1	60	3	3.00	0	0	1	0	41	.927
Elvis Merzlikins	1	60	3	3.00	0	1	0	0	29	.897
Jet Greaves	1	59	3	3.05	0	0	1	0	49	.939

TORONTO	GP	MIN	GA	GAA	SO	W	L	OTL	SA	SV%
Ilya Samsonov	1	60	0	0.00	1	1	0	0	30	1.000
Joseph Woll	2	117	6	3.08	0	1	1	0	66	.909

OPPONENTS





## COLUMBUS VS. TORONTO ALL-TIME

SEASON	W-L-T/O	HOME	AWAY	GF-GA	SF-SA	PP	PK	PIM
2000-01	0-0-1-0	0-0-0-0	0-0-1-0	2-2	24-29	0-of-4	5-of-6	19-15
2001-02	0-1-0-0	0-0-0-0	0-1-0-0	1-4	30-34	0-of-3	5-of-5	22-18
2002-03	1-0-0-0	1-0-0-0	0-0-0-0	4-3	32-32	2-of-9	4-of-5	22-40
2003-04	0-1-0-0	0-0-0-0	0-1-0-0	1-4	19-28	0-of-3	3-of-5	12-8
2005-06	DID NOT PLAY							
2006-07	0-1-0	0-1-0	0-0-0	2-4	25-27	0-of-7	3-of-4	10-16
2007-08	0-1-0	0-0-0	0-1-0	1-3	27-25	0-of-4	4-of-5	10-8
2008-09	1-0-0	0-0-0	1-0-0	3-3	34-35	0-of-2	4-of-5	15-9
2009-10	0-1-0	0-1-0	0-0-0	3-6	36-25	2-of-5	3-of-3	13-17
2010-11	1-0-0	0-0-0	1-0-0	3-2	32-22	1-of-2	0-of-1	2-4
2011-12	0-1-0	0-1-0	0-0-0	1-4	39-18	0-of-4	2-of-2	4-8
2012-13	DID NOT PLAY							
2013-14	3-0-0	1-0-0	2-0-0	13-3	91-72	3-of-11	6-of-6	26-36
2014-15	1-2-0	1-1-0	0-1-0	8-9	82-94	3-of-8	7-of-10	16-16
2015-16	2-1-0	0-1-0	2-0-0	11-8	81-103	2-of-8	6-of-6	14-18
2016-17	2-1-0	1-1-0	1-0-0	10-9	101-97	1-of-7	8-of-9	20-29
2017-18	2-1-0	1-0-0	1-1-0	10-10	127-106	1-of-7	5-of-6	14-16
2018-19	1-2-0	1-1-0	0-1-0	8-10	92-89	0-of-4	4-of-5	12-10
2019-20	1-1-0	0-1-0	1-0-0	5-7	67-60	2-of-10	5-of-7	16-22
2020-21	DID NOT PLAY							
2021-22	1-2-0	1-1-0	0-1-0	12-13	97-115	3-of-7	5-of-7	21-21
2022-23	1-2-0	0-1-0	1-1-0	6-10	96-120	0-of-9	6-of-8	28-20
<b>TOTAL</b>	<b>17-18-1-0</b>	<b>7-10-0-0</b>	<b>10-8-1-0</b>	<b>104-114</b>	<b>1,132-1,131</b>	<b>20-of-114</b>	<b>85-of-105</b>	<b>296-331</b>

	OVERALL	AT CBJ	AT TOR
<b>Current Streak:</b>	0-1-0 since 4/4/23	0-2-0 since 3/7/22	0-1-0 since 4/4/23
<b>Last 10 Games:</b>	4-6-0	4-6-0	6-4-0
<b>Last Win:</b>	2/11/23, 4-3 at TOR	2/22/22, 4-3 OT	2/11/23, 4-3
<b>Last Regulation Loss:</b>	4/4/23, 2-4 at TOR	2/10/23, 0-3	4/4/23, 2-4
<b>Most Lopsided Win:</b>	6, 11/25/13 (6-0 at TOR)	5, 4/8/15 (5-0)	6, 11/25/13 (6-0)
<b>Most Lopsided Loss:</b>	3, 11x (2/10/23 most recent, 0-3 at CBJ)	3, 7x (2/10/23 most recent, 0-3)	3, 4x (2/14/18 most recent, 3-6)
<b>Last OT Game:</b>	2/22/22, 4-3 OTW at CBJ	2/22/22, 4-3 OTW	10/21/19, 4-3 OTW
<b>OT Record (W-L-T):</b>	5-0-1	2-0-0	3-0-1
<b>Most Goals Scored:</b>	6, 11/25/13, 6-0 W at TOR	5, 3x (2/15/17 most recent, 5-2 W)	6, 11/25/13 (6-0 W)
<b>Most Goals Allowed:</b>	6, 3x (2/14/18 most recent, 3-6 L at TOR)	6, 2x (10/16/15 most recent, 3-6 L)	6, 2/14/18 (3-6 L)
<b>Most Goals, Both Teams:</b>	9, 5x (3/7/22 most recent, 4-5 L at CBJ)	9, 3x (3/7/22 most recent, 4-5 L)	9, 2x (12/7/21 most recent, 4-5 L)
<b>Longest Win Streak:</b>	3, 3x, 4/9/17 - 1/8/18, most recent	2, 12/20/17 - 11/23/18	4, 2x, 1/13/16 - 1/8/18, most recent
<b>Longest Pts. Streak:</b>	3, 3x, 4/9/17 - 1/8/18, most recent (3-0-0-0)	2, 12/20/17 - 11/23/18 (2-0-0-0)	4, 2x, 1/13/16 - 1/8/18, most recent (4-0-0-0)
<b>Longest Pointless Streak:</b>	3, 2/12/04 - 2/19/08	3, 10/20/06 - 11/3/11	3, 4/8/02 - 2/19/08
<b>Longest Winless Streak:</b>	3, 2/12/04 - 2/19/08 (0-3-0-0)	3, 10/20/06 - 11/3/11 (0-3-0-0)	4, 2/14/01 - 2/19/08 (0-3-1-0)

## ALL-TIME RESULTS

<b>2000-01</b> (0-0-1-0) 2/14 CBJ 2, at TOR 2 OT	<b>2001-02</b> (0-1-0-0) 4/8 at TOR 4, CBJ 1	<b>2002-03</b> (1-0-0-0) 3/20 at CBJ 4, TOR 3 OT	<b>2003-04</b> (0-1-0-0) 2/12 at TOR 4, CBJ 1	<b>2005-06</b> (0-0-0) DID NOT PLAY	<b>2006-07</b> (0-1-0) 10/20 TOR 4, at CBJ 2
<b>2007-08</b> (0-1-0) 2/19 at TOR 3, CBJ 1	<b>2008-09</b> (1-0-0) 2/19 CBJ 4, at TOR 3 SO	<b>2009-10</b> (0-1-0) 12/3 TOR 6, at CBJ 3	<b>2010-11</b> (1-0-0) 12/30 CBJ 3, at TOR 2	<b>2011-12</b> (0-1-0) 11/3 TOR 4, at CBJ 1	<b>2012-13</b> (0-0-0) DID NOT PLAY
<b>2013-14</b> (3-0-0) 10/25 at CBJ 5, TOR 2 11/25 CBJ 6, at TOR 0 3/3 CBJ 2, at TOR 1	<b>2014-15</b> (1-2-0) 10/31 TOR 4, at CBJ 1 1/9 at TOR 5, CBJ 2 4/8 at CBJ 5, TOR 0	<b>2015-16</b> (2-1-0) 10/16 TOR 6, at CBJ 3 1/13 CBJ 3, at TOR 1 4/6 CBJ 5, at TOR 1	<b>2016-17</b> (2-1-0) 2/15 at CBJ 5, TOR 2 3/22 TOR 5, at CBJ 2 4/9 CBJ 3, at TOR 2	<b>2017-18</b> (2-1-0) 12/20 at CBJ 4, TOR 2 1/8 CBJ 3, at TOR 2 OT 2/14 at TOR 6, CBJ 3	<b>2018-19</b> (1-2-0) 11/19 at TOR 4, CBJ 2 11/23 at CBJ 4, TOR 2 12/28 TOR 4, at CBJ 2
<b>2019-20</b> (1-1-0) 10/4 TOR 4, at CBJ 1 10/21 CBJ 4, at TOR 3 OT	<b>2020-21</b> (0-0-0) DID NOT PLAY	<b>2021-22</b> (1-2-0) 12/7 at TOR 5, CBJ 4 2/22 at CBJ 4, TOR 3 OT 3/7 TOR 5, at CBJ 4	<b>2022-23</b> (1-2-0) 2/10 TOR 3, at CBJ 0 2/11 CBJ 4, at TOR 3 4/4 at TOR 4, CBJ 2		

### SHUTOUTS

<b>CBJ</b>	2	11/25/13, Bobrovsky 18 saves (6-0 at TOR); 4/8/15, Bobrovsky 35 Saves (5-0 at CBJ)
<b>TOR</b>	1	2/10/23, Samsonov 30 saves (0-3 at CBJ)

### HAT TRICKS

<b>CBJ</b>	1	10/27/02, Wright against Kidd (3) (4-3 OTW at CBJ)
<b>TOR</b>	1	2/14/18, Kadri against Korpisalo (3) (3-6 L at TOR)

### PENALTY SHOTS

<b>CBJ</b>	1	10/21/19, Nyquist successful against Andersen (4-3 OTW at TOR)
<b>TOR</b>	0	None



## VANCOUVER CANUCKS

Rogers Arena / 800 Griffiths Way / Vancouver, BC V6B 6G1  
vancouvercanucks.com / p: 604.899.4600 / @Canucks



ELIAS PETERSSON

### DIRECTORY

**First Season:** 1970-71  
**Home Ice:** Rogers Arena  
**Capacity:** 18,910 (opened in 1995)  
**Playoff Appearances:** 28 (most recent, 2019-20)  
**Stanley Cup Titles:** None  
**President of Hockey Ops:** Jim Rutherford  
**General Manager:** Patrik Allvin  
**Head Coach:** Rick Tocchet  
**Assistant Coaches:** Mike Yeo, Adam Foote  
**Public Relations Contact:** Craig MacEwen

**TV Play-By-Play:** John Shorthouse  
**TV Color Analysts:** Ray Ferraro, Dave Tomlinson  
**Radio Play-By-Play:** Brendan Batchelor  
**Radio Color Analyst:** Randip Janda

### 2023-24 SCHEDULE

DATE	HOME/AWAY	START (ET)
Jan. 15	at CBJ	1 p.m.
Jan. 27	at VAN	10 p.m.

### 2022-23 SEASON

**Record:** 38-37-7, 83 pts.  
**Home:** 19-20-2, 40 pts.  
**Away:** 19-17-5, 43 pts.  
**Playoffs:** Did not qualify

### LEADERS

**Points:** Elias Pettersson, 102  
**Goals:** Andrei Kuzmenko & Elias Pettersson, 39  
**Assists:** Quinn Hughes, 69  
**+/- (min. 40 GP):** Elias Pettersson, +16  
**Def. Points:** Quinn Hughes, 74  
**Goaltending:** Thatcher Demko, 14-14-4, 3.16 GAA

### 2022-23 RESULTS (1-1-0)

DATE	RESULT	ATTN	W/L GOALTENDERS	GW GOAL
Oct. 18, 2022	at CBJ 4, VAN 3 (OT)	14,060	Elvis Merzlikins / Spencer Martin	Vladislav Gavrikov
Jan. 27, 2023	at VAN 5, CBJ 2	18,700	Collin Delia / Joonas Korpisalo	Ilya Mikheyev

GOALS BY PERIOD	1ST	2ND	3RD	OT	TOTAL
Columbus	1	1	3	1	6
Vancouver	5	0	3	0	8

SHOTS BY PERIOD	1ST	2ND	3RD	OT	TOTAL
Columbus	15	18	23	3	59
Vancouver	22	18	27	2	69

POWER PLAY	GOALS	ATTEMPTS	PCT
Columbus	2	6	33.3
Vancouver	2	7	28.6

PENALTY KILLING	KILLS	ATTEMPTS	PCT
Columbus	5	7	71.4
Vancouver	4	6	66.7

### SKATERS

COLUMBUS	GP	G	A	P	+/-	PIM	PP	SH	GW	EN	S	%
Johnny Gaudreau	2	1	2	3	0	0	0	0	0	0	5	20.0
Boone Jenner	2	0	3	3	1	2	0	0	0	0	5	0.0
Kirill Marchenko	1	2	0	2	-1	0	2	0	0	0	3	66.7
Vladislav Gavrikov	2	1	1	2	2	0	0	0	1	0	3	33.3
Yegor Chinakhov	1	0	2	2	0	0	0	0	0	0	2	0.0

VANCOUVER	GP	G	A	P	+/-	PIM	PP	SH	GW	EN	S	%
Bo Horvat	2	2	4	6	4	0	0	1	0	0	6	33.3
Elias Pettersson	2	3	1	4	2	0	1	1	0	0	5	60.0
Quinn Hughes	2	1	2	3	2	2	1	0	0	0	3	33.3
Brock Boeser	2	0	2	2	3	0	0	0	0	0	3	0.0
J.T. Miller	2	0	2	2	-2	2	0	0	0	0	10	0.0

### GOALTENDING

COLUMBUS	GP	MIN	GA	GAA	SO	W	L	OTL	SA	SV%
Elvis Merzlikins	1	63	3	2.84	0	1	0	0	35	.914
Joonas Korpisalo	1	59	5	5.05	0	0	1	0	34	.853

VANCOUVER	GP	MIN	GA	GAA	SO	W	L	OTL	SA	SV%
Collin Delia	1	60	2	2.00	0	1	0	0	26	.923
Spencer Martin	1	63	4	3.79	0	0	0	1	33	.879

OPPONENTS





## COLUMBUS VS. VANCOUVER ALL-TIME

SEASON	W-L-T/O	HOME	AWAY	GF-GA	SF-SA	PP	PK	PIM
2000-01	0-3-1-0	0-1-1-0	0-2-0-0	8-15	114-116	1-of-19	8-of-12	45-47
2001-02	0-3-0-1	0-2-0-0	0-1-0-1	7-15	98-136	1-of-19	13-of-17	70-64
2002-03	2-1-1-0	1-0-1-0	1-1-0-0	14-17	114-133	7-of-26	17-of-22	89-98
2003-04	2-2-0-0	1-1-0-0	1-1-0-0	11-16	100-112	2-of-18	13-of-14	61-71
2005-06	1-3-0	1-1-0	0-2-0	15-20	124-130	8-of-30	17-of-28	84-80
2006-07	2-1-1	1-0-1	1-1-0	7-8	94-147	4-of-21	14-of-18	49-53
2007-08	2-2-0	1-1-0	1-1-0	7-10	116-90	3-of-25	15-of-17	70-86
2008-09	3-1-0	2-0-0	1-1-0	13-12	109-117	3-of-19	12-of-17	90-84
2009-10	1-2-1	0-1-1	1-1-0	14-18	121-133	1-of-16	12-of-15	34-38
2010-11	0-2-2	0-2-0	0-0-2	7-15	128-110	1-of-13	13-of-17	40-32
2011-12	1-3-0	1-1-0	0-2-0	7-12	139-129	1-of-13	10-of-13	30-30
2012-13	1-0-2	1-0-1	0-0-1	3-2	71-107	0-of-7	6-of-6	12-14
2013-14	1-1-0	1-0-0	0-1-0	5-7	45-73	0-of-10	6-of-7	23-29
2014-15	1-1-0	0-1-0	1-0-0	6-7	64-70	1-of-4	4-of-4	13-13
2015-16	1-1-0	0-1-0	1-0-0	4-6	73-68	3-of-6	5-of-6	12-10
2016-17	1-1-0	0-1-0	1-0-0	4-6	58-41	2-of-4	4-of-6	16-12
2017-18	0-1-1	0-1-0	0-0-1	6-10	59-58	3-of-5	2-of-4	8-10
2018-19	1-1-0	0-1-0	1-0-0	7-3	69-46	0-of-4	5-of-5	10-8
2019-20	2-0-0	1-0-0	1-0-0	7-4	57-66	2-of-4	5-of-6	17-13
2020-21	DID NOT PLAY							
2021-22	1-1-0	1-0-0	0-1-0	7-6	44-80	0-of-2	3-of-4	10-6
2022-23	1-1-0	1-0-0	0-1-0	6-8	59-69	2-of-6	5-of-7	19-17
<b>TOTAL</b>	<b>24-31-2-8</b>	<b>13-15-2-3</b>	<b>11-16-0-5</b>	<b>163-217</b>	<b>1,856-2,031</b>	<b>45-of-271</b>	<b>189-of-245</b>	<b>802-815</b>

	OVERALL	AT CBJ	AT VAN
<b>Current Streak:</b>	0-1-0 since 1/27/23	3-0-0 since 3/1/20	0-2-0 since 12/14/21
<b>Last 10 Games:</b>	5-4-1	4-5-1	5-3-2
<b>Last Win:</b>	10/18/22, 4-3 OT at CBJ	10/28/22, 4-3 OT	3/8/20, 2-1
<b>Last Regulation Loss:</b>	1/27/23, 2-5 at VAN	12/11/18, 2-3	1/27/23, 2-5
<b>Most Lopsided Win:</b>	5, 3/24/19 (5-0 at VAN)	2, 4x (11/26/21 most recent, 4-2)	5, 3/24/19 (5-0)
<b>Most Lopsided Loss:</b>	5, 3x (11/28/14 most recent, 0-5 at CBJ)	5, 2x (11/28/14 most recent, 0-5)	5, 2/23/03 (2-7)
<b>Last OT Game:</b>	10/18/22, 4-3 OTW at CBJ	10/18/22, 4-3 OTW	3/31/18, 4-5 OTL
<b>OT Record (W-L-T):</b>	9-8-2	4-3-2	5-5-0
<b>Most Goals Scored:</b>	6, 3x (3/19/15 most recent, 6-2 W at VAN)	6, 1/24/06 (6-5 W)	6, 2x (3/19/15 most recent, 6-2 W)
<b>Most Goals Allowed:</b>	7, 4x (12/23/10 most recent, 3-7 L at CBJ)	7, 12/23/10 (3-7 L)	7, 3x (1/5/10 most recent, 3-7 L)
<b>Most Goals, Both Teams:</b>	11, 3x (1/18/09 most recent, 6-5 SOW at VAN)	11, 1/24/06 (6-5 W)	11, 2x (1/18/09 most recent, 6-5 SOW)
<b>Longest Win Streak:</b>	5, 1/15/08 - 1/18/09	3, 2x, 3/1/20 - current, most recent	3, 3/19/15 - 12/18/16
<b>Longest Pts. Streak:</b>	5, 1/15/08 - 1/18/09 (5-0-0-0)	4, 12/13/11 - 10/20/13 (3-0-0-1)	6, 3/19/15 - 3/8/20 (5-0-0-1)
<b>Longest Pointless Streak:</b>	3, 3x, 3/27/11 - 11/29/11, most recent	5, 11/28/14 - 12/11/18	3, 2x, 11/4/05 - 11/28/06, most recent
<b>Longest Winless Streak:</b>	9, 1/5/10 - 11/29/11 (0-6-0-3)	5, 3x, 11/28/14 - 12/11/18, most recent (0-5-0-0)	7, 1/5/10 - 11/22/13 (0-4-0-3)

## ALL-TIME RESULTS

2000-01	(0-3-1-0)	2001-02	(0-3-0-1)	2002-03	(2-1-1-0)	2003-04	(2-2-0-0)	2005-06	(1-3-0)	2006-07	(2-1-1)
11/19	VAN 6, at CBJ 1	10/30	at VAN 3, CBJ 1	1/10	CBJ 3, at VAN 2	10/13	at CBJ 3, VAN 2	11/4	at VAN 5, CBJ 3	10/6	VAN 3, at CBJ 2 OT
12/16	at VAN 4, CBJ 3	11/6	VAN 3, at CBJ 2	2/5	at CBJ 4, VAN 4 OT	10/28	at VAN 6, CBJ 3	1/24	at CBJ 6, VAN 5	11/28	at VAN 1, CBJ 0
1/6	at VAN 4, CBJ 3	3/14	VAN 5, at CBJ 1	2/23	at VAN 7, CBJ 2	3/6	VAN 4, at CBJ 0	2/6	at VAN 7, CBJ 4	12/22	at CBJ 3, VAN 2
3/21	at CBJ 1, VAN 1 OT	3/28	at VAN 4, CBJ 3 OT	3/6	at CBJ 5, VAN 4 OT	3/21	CBJ 5, at VAN 4	3/17	VAN 3, at CBJ 2	1/30	CBJ 3, at VAN 2 SO
2007-08	(2-2-0)	2008-09	(3-1-0)	2009-10	(1-2-1)	2010-11	(0-2-2)	2011-12	(1-3-0)	2012-13	(1-0-2)
10/21	VAN 4, at CBJ 1	10/21	at CBJ 4, VAN 2	10/5	CBJ 5, at VAN 3	12/15	at VAN 3, CBJ 2 OT	10/10	VAN 3, at CBJ 2	3/7	at CBJ 2, VAN 1 OT
11/29	at VAN 2, CBJ 0	12/1	at CBJ 3, VAN 2	1/5	at VAN 7, CBJ 3	12/23	VAN 7, at CBJ 3	11/29	at VAN 4, CBJ 1	3/12	VAN 2, at CBJ 1 SO
1/15	at CBJ 3, VAN 2	1/18	CBJ 6, at VAN 5 SO	2/12	VAN 4, at CBJ 3	3/1	at VAN 2, CBJ 1 SO	12/13	at CBJ 2, VAN 1 SO	3/26	at VAN 1, CBJ 0 SO
2/29	CBJ 3, at VAN 2 OT	3/1	at VAN 3, CBJ 1	3/2	VAN 4, at CBJ 3 OT	3/27	VAN 4, at CBJ 1	3/17	at VAN 4, CBJ 3		
2013-14	(1-1-0)	2014-15	(1-1-0)	2015-16	(1-1-0)	2016-17	(1-1-0)	2017-18	(0-1-1)	2018-19	(1-1-0)
10/20	at CBJ 3, VAN 1	11/28	VAN 5, at CBJ 0	11/10	VAN 5, at CBJ 3	12/18	CBJ 4, at VAN 3 OT	1/12	VAN 5, at CBJ 2	12/11	VAN 3, at CBJ 2
11/22	at VAN 6, CBJ 2	3/19	CBJ 6, at VAN 2	2/4	CBJ 2, at VAN 1 SO	2/9	VAN 3, at CBJ 0	3/31	at VAN 5, CBJ 4 OT	3/24	CBJ 5, at VAN 0
2019-20	(2-0-0)	2020-21	(0-0-0)	2021-22	(1-1-0)	2022-23	(1-1-0)				
3/1	at CBJ 5, VAN 3	DID NOT PLAY		11/26	at CBJ 4, VAN 2	10/18	at CBJ 4, VAN 3 OT				
3/8	CBJ 2, at VAN 1			12/14	at VAN 4, CBJ 3	1/27	at VAN 5, CBJ 2				

### SHUTOUTS

<b>CBJ</b>	2	3/26/13, Bobrovsky 34 saves (0-1 SO at VAN); 3/24/19, Bobrovsky 21 saves (5-0 at VAN)
<b>VAN</b>	6	3/6/04, Hedberg 32 saves (0-4 at CBJ); 11/28/06, Luongo 24 saves (0-1 at VAN); 11/29/07, Luongo 26 saves (0-2 at VAN); 3/26/13, Schneider 17 saves (0-1 SO at VAN); 11/28/14, Miller 31 saves (0-5 at CBJ); 2/9/17, Miller 33 saves (0-3 at CBJ)

### HAT TRICKS

<b>CBJ</b>	0	None
<b>VAN</b>	2	1/5/10, Burrows against Mason (2) and Garon (1) (3-7 L at VAN); 12/15/10, Kesler against Garon (3) (2-3 L at VAN)

### PENALTY SHOTS


<b>CBJ</b>	3	3/14/02, Sillinger unsuccessful against Cloutier (1-5 L at CBJ); 2/6/06, Nash unsuccessful against Auld (4-7 L at VAN); 10/10/11, Mayorov unsuccessful against Schneider (2-3 L at CBJ)
<b>VAN</b>	1	11/22/13, Hansen unsuccessful against Bobrovsky (2-6 L at VAN)



# VEGAS GOLDEN KNIGHTS

## VEGAS GOLDEN KNIGHTS

T-Mobile Arena / 3780 Las Vegas Blvd. / Las Vegas, NV 89158  
vegasgoldenknights.com / p: 4702.692.1600 / @GoldenKnights



JACK EICHEL

### DIRECTORY

**First Season:** 2017-18  
**Home Ice:** T-Mobile Arena  
**Capacity:** 17,368 (opened in 2016)  
**Playoff Appearances:** 5 (most recent, 2022-23)  
**Stanley Cup Titles:** 1 (most recent, 2022-23)  
**Pres. of Hockey Ops:** George McPhee  
**General Manager:** Kelly McCrimmon  
**Head Coach:** Bruce Cassidy  
**Assistant Coaches:**  
John Stevens, Dominique Ducharme, Joel Ward  
**Public Relations Contact:** Nate Ewell

**TV Play-By-Play:** Dave Goucher  
**TV Color Analyst:** Shane Hnidy  
**Radio Play-By-Play:** Dan D'Uva

### 2023-24 SCHEDULE

DATE	HOME/AWAY	START (ET)
Mar. 4	at CBJ	7 p.m.
Mar. 23	at VGK	10:30 p.m.

### 2022-23 SEASON

**Record:** 51-22-9, 111 pts.  
**Home:** 25-15-1, 51 pts.  
**Away:** 26-7-8, 60 pts.  
**Playoffs:** Won 4-1 (FLA) In Stanley Cup Final

### LEADERS

**Points:** Jack Eichel, 66  
**Goals:** Jonathan Marchessault, 28  
**Assists:** Chandler Stephenson, 49  
**+/- (min. 40 GP):** Alec Martinez, +30  
**Def. Points:** Alex Pietrangelo, 54  
**Goaltending:** Logan Thompson, 21-13-3, 2.65 GAA

### 2022-23 RESULTS (0-1-1)

DATE	RESULT	ATTN	W/L GOALTENDERS	GW GOAL
Nov. 28, 2022	VGK 3, at CBJ 2 (SO)	13,771	Logan Thompson / Daniil Tarasov	Paul Coffey
Mar. 19, 2023	at VGK 7, CBJ 2	18,004	Jiri Patera / Daniil Tarasov	Pavel Dorofeyev

GOALS BY PERIOD	1ST	2ND	3RD	OT	TOTAL
Columbus	0	2	2	0	4
Vegas	3	4	2	0	9

SHOTS BY PERIOD	1ST	2ND	3RD	OT	TOTAL
Columbus	16	29	19	1	65
Vegas	22	33	21	1	77

POWER PLAY	GOALS	ATTEMPTS	PCT
Columbus	0	4	0.0
Vegas	2	6	33.3

PENALTY KILLING	KILLS	ATTEMPTS	PCT
Columbus	4	6	66.7
Vegas	4	4	100.0

### SKATERS

COLUMBUS	GP	G	A	P	+/-	PIM	PP	SH	GW	EN	S	%
Johnny Gaudreau	2	1	1	2	2	2	0	0	0	0	6	16.7
Kirill Marchenko	1	1	1	2	1	0	0	0	0	0	4	25.0
Patrik Laine	1	0	2	2	1	0	0	0	0	0	3	0.0
Gustav Nyquist	1	0	2	2	2	0	0	0	0	0	4	0.0
Liam Foudy	2	1	0	1	-1	0	0	0	0	0	4	25.0

VEGAS	GP	G	A	P	+/-	PIM	PP	SH	GW	EN	S	%
Alex Pietrangelo	1	0	4	4	1	0	0	0	0	0	3	0.0
Jack Eichel	2	3	0	3	2	0	0	0	0	0	10	30.0
Phil Kessel	2	1	1	2	0	0	1	0	0	0	1	100.0
Zach Whitecloud	2	1	1	2	1	0	0	0	0	0	4	25.0
Pavel Dorofeyev	1	1	1	2	-1	0	1	0	1	0	2	50.0

### GOALTENDING

COLUMBUS	GP	MIN	GA	GAA	SO	W	L	OTL	SA	SV%
Daniil Tarasov	2	102	7	4.12	0	0	1	1	65	.892
Michael Hutchinson	1	23	2	5.21	0	0	0	0	12	.833

VEGAS	GP	MIN	GA	GAA	SO	W	L	OTL	SA	SV%
Logan Thompson	1	65	2	1.85	0	1	0	0	28	.929
Jiri Patera	1	60	2	2.00	0	1	0	0	35	.946

OPPONENTS





## COLUMBUS VS. VEGAS ALL-TIME

SEASON	W-L-T/O	HOME	AWAY	GF-GA	SF-SA	PP	PK	PIM
2017-18	1-1-0	1-0-0	0-1-0	7-7	53-76	0-of-5	3-of-5	14-14
2018-19	2-0-0	1-0-0	1-0-0	5-3	64-51	1-of-4	2-of-2	6-10
2019-20	1-1-0	0-1-0	1-0-0	4-2	52-52	1-of-6	6-of-6	12-12
2020-21	DID NOT PLAY							
2021-22	1-1-0	1-0-0	0-1-0	8-7	67-62	1-of-7	7-of-8	20-18
2022-23	0-1-1	0-0-1	0-1-0	4-9	65-77	0-of-4	4-of-6	12-8
<b>TOTAL</b>	<b>5-4-1</b>	<b>3-1-1</b>	<b>2-3-0</b>	<b>28-28</b>	<b>301-318</b>	<b>3-of-26</b>	<b>22-of-27</b>	<b>64-62</b>

	OVERALL	AT CBJ	AT VGK
<b>Current Streak:</b>	0-1-1 since 11/28/22	1-0-1 since 3/13/22	0-2-0 since 11/20/21
<b>Last 10 Games:</b>	5-4-1	3-1-1	2-3-0
<b>Last Win:</b>	3/13/22, 6-4 at CBJ	3/13/22, 6-4	1/11/20, 3-0
<b>Last Regulation Loss:</b>	3/19/23, 2-7 at VGK	11/5/19, 1-2	3/19/23, 2-7
<b>Most Lopsided Win:</b>	3, 2x (1/11/20 most recent, 3-0 at VGK)	3, 3/6/18 (4-1)	3, 1/11/20 (3-0)
<b>Most Lopsided Loss:</b>	5, 3/19/23 (2-7 at VGK)	1, 11/5/19 (1-2)	5, 3/19/23 (2-7)
<b>Last OT Game:</b>	11/28/22, 2-3 SOL at CBJ	11/28/22, 2-3 SOL	None
<b>OT Record (W-L-T):</b>	0-1-0	0-1-0	0-0-0
<b>Most Goals Scored:</b>	6, 3/13/22 (6-4 W at CBJ)	6, 3/13/22 (6-4 W)	4, 2/9/19 (4-3 W)
<b>Most Goals Allowed:</b>	7, 3/19/23 (2-7 L at VGK)	4, 3/13/22 (6-4 W)	7, 3/19/23 (2-7 L)
<b>Most Goals, Both Teams:</b>	10, 3/13/22 (6-4 W at CBJ)	10, 3/13/22 (6-4 W)	9, 2x (3/19/23 most recent, 2-7 L)
<b>Longest Win Streak:</b>	3, 3/6/18 - 2/9/19	2, 3/6/18 - 12/17/18	2, 2/9/19 - 1/11/20
<b>Longest Pts. Streak:</b>	3, 3/6/18 - 2/9/19 (3-0-0)	2, 2x, 3/13/22 - current, most recent (1-0-1)	2, 2/9/19 - 1/11/20 (2-0-0)
<b>Longest Pointless Streak:</b>	1, 4x, 3/19/23 - current most recent	1, 11/5/19	2, 11/20/21 - current
<b>Longest Winless Streak:</b>	2, 11/28/22 - current (0-1-1)	1, 2x, 11/28/22 - current, most recent (0-0-1)	2, 11/20/21 - current (0-2-0)

## ALL-TIME RESULTS

2017-18	(1-1-0)	2018-19	(2-0-0)	2019-20	(1-1-0)	2020-21	(0-0-0)	2021-22	(1-1-0)	2022-23	(0-1-1)
1/23	at VGK 6, CBJ 3	12/17	at CBJ 1, VGK 0	11/5	VGK 2, at CBJ 1	DID NOT PLAY		11/20	at VGK 3, CBJ 2	11/28	VGK 3, at CBJ 2 SO
3/6	at CBJ 4, VGK 1	2/9	CBJ 4, at VGK 3	1/11	CBJ 3, at VGK 0			3/13	at CBJ 6, VGK 4	3/19	at VGK 7, CBJ 2

### SHUTOUTS

<b>CBJ</b>	2	12/17/18, Bobrovsky 28 saves (1-0 at CBJ); 1/11/20, Merzlikins 27 saves (3-0 at VGK)
<b>VGK</b>	0	None

### HAT TRICKS

<b>CBJ</b>	1	3/13/22, Sillinger against Thompson (3) (6-4 W at CBJ)
<b>VGK</b>	1	3/19/23, Eichel against Tarasov (2) and Hutchinson (1) (2-7 L at VGK)

### PENALTY SHOTS

<b>CBJ</b>	0	None
<b>VGK</b>	0	None




OPPONENTS



## WASHINGTON CAPITALS

Capital One Arena / 601 F Street NW / Washington, DC 20004

washingtoncapitals.com / p: 202.266.2200 / @Capitals



ALEX OVECHKIN

### DIRECTORY

**First Season:** 1974-75

**Home Ice:** Capital One Arena

**Capacity:** 18,506 (opened in 1997)

**Playoff Appearances:** 31 (most recent, 2021-22)

**Stanley Cup Titles:** 1 (2018)

**Sr. VP and General Manager:** Brian MacLellan

**Head Coach:** Spencer Carbery

**Assistant Coaches:**

Scott Allen, Mitch Love, Kirk Mueller, Kenny McCudden

**Public Relations Contact:** Sergey Kocharov

**TV Play-By-Play:** Joe Beninati

**TV Color Analyst:** Craig Laughlin

**Radio Play-By-Play:** John Walton

### 2023-24 SCHEDULE

DATE	HOME/AWAY	START (ET)
Nov. 4	at WSH	7 p.m.
Nov. 18	at WSH	7:30 p.m.
Dec. 21	at CBJ	7 p.m.

### 2022-23 SEASON

**Record:** 35-37-10, 80 pts.

**Home:** 18-16-7, 43 pts.

**Away:** 17-21-3, 37 pts.

**Playoffs:** Did not qualify

### LEADERS

**Points:** Alex Ovechkin, 75

**Goals:** Alex Ovechkin, 42

**Assists:** Evgeny Kuznetsov, 43

**+/- (min. 40 GP):** Trevor van Riemsdyk, +10

**Def. Points:** John Carlson, 29

**Goaltending:** Darcy Kuemper, 22-26-7, 2.87 GAA

### 2022-23 RESULTS (1-2-1)

DATE	RESULT	ATTN	W/L GOALTENDERS	GW GOAL
Jan. 5, 2023	WSH 6, at CBJ 2	17,924	Darcy Kuemper / Elvis Merzlikins	Martin Fehervary
Jan. 8, 2023	at WSH 1, CBJ 0	18,573	Darcy Kuemper / Elvis Merzlikins	Erik Gustafsson
Jan. 31, 2023	WSH 4, at CBJ 3 (OT)	17,879	Charlie Lindgren / Joonas Korpi	Evgeny Kuznetsov
Mar. 21, 2023	CBJ 7, at WSH 6 (OT)	18,573	Daniil Tarasov / Charlie Lindgren	Jack Roslovic

GOALS BY PERIOD	1ST	2ND	3RD	OT	TOTAL
Columbus	3	4	4	1	12
Washington	6	7	3	1	17

SHOTS BY PERIOD	1ST	2ND	3RD	OT	TOTAL
Columbus	41	43	53	1	138
Washington	51	41	34	1	127

POWER PLAY	GOALS	ATTEMPTS	PCT
Columbus	1	5	20.0
Washington	2	6	33.3

PENALTY KILLING	KILLS	ATTEMPTS	PCT
Columbus	4	6	66.7
Washington	4	5	80.0

### SKATERS

COLUMBUS	GP	G	A	P	+/-	PIM	PP	SH	GW	EN	S	%
Johnny Gaudreau	4	2	2	4	4	0	0	0	0	0	11	18.2
Emil Bemstrom	4	1	3	4	-1	0	0	0	0	0	4	25.0
Adam Boqvist	2	2	1	3	3	0	0	0	0	0	4	50.0
Eric Robinson	2	2	1	3	2	0	0	0	0	0	5	40.0
Patrik Laine	4	0	3	3	2	0	0	0	0	0	14	0.0

WASHINGTON	GP	G	A	P	+/-	PIM	PP	SH	GW	EN	S	%
T.J. Oshie	4	3	1	4	-1	0	1	0	0	0	10	30.0
Nick Jensen	4	2	2	4	1	0	0	0	0	0	11	18.2
Evgeny Kuznetsov	4	1	3	4	-2	4	0	0	1	0	4	25.0
Dylan Strome	4	0	4	4	2	2	0	0	0	0	7	0.0
Garnet Hathaway	3	2	1	3	4	5	0	0	0	0	4	50.0

### GOALTENDING

COLUMBUS	GP	MIN	GA	GAA	SO	W	L	OTL	SA	SV%
Elvis Merzlikins	2	118	7	3.55	0	0	2	0	56	.875
Joonas Korpi	1	60	4	3.97	0	0	0	1	34	.882
Daniil Tarasov	1	62	6	5.80	0	1	0	0	37	.838

WASHINGTON	GP	MIN	GA	GAA	SO	W	L	OTL	SA	SV%
Darcy Kuemper	2	120	2	1.00	1	2	0	0	65	.969
Charlie Lindgren	2	123	73	4.87	0	1	0	1	73	.863



## COLUMBUS VS. WASHINGTON ALL-TIME

SEASON	W-L-T/O	HOME	AWAY	GF-GA	SF-SA	PP	PK	PIM
2000-01	1-0-0-0	1-0-0-0	0-0-0-0	3-1	19-33	1-of-9	6-of-7	34-36
2001-02	0-2-0-0	0-1-0-0	0-1-0-0	5-11	51-66	1-of-9	4-of-5	10-16
2002-03	0-0-1-1	0-0-0-1	0-0-1-0	5-6	57-69	3-of-14	5-of-7	27-39
2003-04	0-1-0-0	0-1-0-0	0-0-0-0	3-5	28-24	1-of-4	1-of-2	4-8
2005-06	0-1-0	0-0-0	0-1-0	2-3	37-19	0-of-9	6-of-8	18-18
2006-07	DID NOT PLAY							
2007-08	0-0-1	0-0-1	0-0-0	3-4	31-37	0-of-4	3-of-3	6-8
2008-09	2-0-0	1-0-0	1-0-0	6-0	54-71	2-of-10	11-of-11	20-20
2009-10	1-1-0	0-1-0	1-0-0	7-7	68-63	2-of-9	9-of-11	34-20
2010-11	0-0-1	0-0-0	0-0-1	3-4	23-33	0-of-2	1-of-1	7-9
2011-12	0-1-0	0-1-0	0-0-0	2-4	37-26	0-of-1	0-of-1	6-6
2012-13	DID NOT PLAY							
2013-14	2-1-1	2-0-0	0-1-1	14-11	130-132	2-of-17	16-of-18	68-56
2014-15	2-2-1	1-1-1	1-1-0	16-19	135-170	4-of-18	16-of-19	93-93
2015-16	1-3-0	1-1-0	0-2-0	9-16	116-129	3-of-12	10-of-15	37-31
2016-17	2-2-1	1-1-0	1-1-1	8-12	146-145	2-of-15	11-of-12	38-44
2017-18	1-3-0	1-1-0	0-2-0	12-12	146-91	2-of-10	6-of-10	33-27
2018-19	3-1-0	1-1-0	2-0-0	7-6	118-115	3-of-14	10-of-11	24-30
2019-20	2-0-1	1-0-0	1-0-1	9-4	87-105	0-of-9	11-of-12	48-32
2020-21	DID NOT PLAY							
2021-22	1-3-0	0-2-0	1-1-0	11-18	114-126	3-of-10	8-of-11	26-24
2022-23	1-2-1	0-1-1	1-1-0	12-17	138-127	1-of-5	4-of-6	27-25
<b>TOTAL</b>	<b>19-23-1-8</b>	<b>10-12-0-4</b>	<b>9-11-1-4</b>	<b>137-160</b>	<b>1,535-1,581</b>	<b>30-of-181</b>	<b>138-of-170</b>	<b>560-543</b>

	OVERALL	AT CBJ	AT WSH
<b>Current Streak:</b>	1-0-1 since 1/31/23	0-3-1 since 11/12/21	1-0-0 since 3/21/23
<b>Last 10 Games:</b>	3-5-2	3-6-1	5-4-1
<b>Last Win:</b>	23/21/23, 7-6 OT at WSH	12/16/19, 3-0	3/21/23, 7-6 OT
<b>Last Regulation Loss:</b>	1/8/23, 0-1 at WSH	1/5/23, 2-6	1/8/23, 0-1
<b>Most Lopsided Win:</b>	4, 2x (2/26/18 most recent, 5-1 at CBJ)	4, 2x (2/26/18 most recent, 5-1)	3, 2x (12/9/19 most recent, 5-2)
<b>Most Lopsided Loss:</b>	5, 2x (3/17/22 most recent, 2-7 at CBJ)	5, 3/17/22 (2-7)	5, 1/5/17 (0-5)
<b>Last OT Game:</b>	3/21/23, 7-6 OTW at WSH	1/31/23, 3-4 OTL	3/21/23, 7-6 OTW
<b>OT Record (W-L-T):</b>	6-8-1	2-4-0	4-4-1
<b>Most Goals Scored:</b>	7, 3/21/23, 7-6 OTW at WSH	5, 4x (2/26/18 most recent, 5-1 W)	7, 3/21/23 (7-6 OTW)
<b>Most Goals Allowed:</b>	7, 3/17/22 (2-7 L at CBJ)	7, 3/17/22 (2-7 L)	6, 2x (3/21/23 most recent, 7-6 OTW)
<b>Most Goals, Both Teams:</b>	13, 3/21/23, 7-6 OTW at WSH	9, 4x, (3/17/22 most recent, 2-7 L)	13, 3/21/23 (7-6 OTW)
<b>Longest Win Streak:</b>	4, 1/12/19 - 12/16/19	2, 2x, 2/12/19 - 12/16/19 most recent	3, 11/9/18 - 12/9/19
<b>Longest Pts. Streak:</b>	5, 1/12/19 - 12/27/19 (4-0-0-1)	4, 1/17/14 - 1/27/15 (3-0-0-1)	4, 11/9/18 - 12/27/19 (3-0-0-1)
<b>Longest Pointless Streak:</b>	4, 4/2/17 - 2/9/18	3, 11/12/21 - 1/5/23	2, 2x, 12/2/17 - 2/9/18, most recent
<b>Longest Winless Streak:</b>	7, 1/9/02 - 2/5/08 (0-4-1-2)	4, 2x, 11/12/21 - current, most recent (0-3-0-1)	4, 2x, 1/5/17 - 2/9/18, most recent (0-3-0-1)

## ALL-TIME RESULTS

<b>2000-01</b> (1-0-0-0) 10/27 at CBJ 3, WSH 1	<b>2001-02</b> (0-2-0-0) 1/9 at WSH 6, CBJ 3 3/23 WSH 5, at CBJ 2	<b>2002-03</b> (0-0-1-1) 11/5 WSH 4, at CBJ 3 OT 1/3 CBJ 2, at WSH 2 OT	<b>2003-04</b> (0-1-0-0) 11/29 WSH 5, at CBJ 3	<b>2005-06</b> (0-1-0) 10/5 at WSH 3, CBJ 2	<b>2006-07</b> (0-0-0) DID NOT PLAY
<b>2007-08</b> (0-0-1) 2/5 WSH 4, at CBJ 3 OT	<b>2008-09</b> (2-0-0) 11/29 at CBJ 3, WSH 0 1/9 CBJ 3, at WSH 0	<b>2009-10</b> (1-1-0) 11/1 CBJ 5, at WSH 4 OT 4/3 WSH 3, at CBJ 2	<b>2010-11</b> (0-0-1) 3/31 at WSH 4, CBJ 3 OT	<b>2011-12</b> (0-1-0) 12/31 WSH 4, at CBJ 2	<b>2012-13</b> (0-0-0) DID NOT PLAY
<b>2013-14</b> (2-1-1) 10/19 at WSH 4, CBJ 1 11/12 at WSH 4, CBJ 3 OT 1/17 at CBJ 5, WSH 1 1/30 at CBJ 5, WSH 2	<b>2014-15</b> (2-2-1) 11/11 at WSH 4, CBJ 2 12/11 CBJ 3, at WSH 2 OT 12/18 WSH 5, at CBJ 4 OT 1/27 at CBJ 4, WSH 3 3/3 WSH 5, at CBJ 3	<b>2015-16</b> (1-3-0) 10/30 at WSH 2, CBJ 1 1/2 at CBJ 5, WSH 4 SO 1/19 WSH 6, at CBJ 3 3/28 at WSH 4, CBJ 1	<b>2016-17</b> (2-2-1) 11/15 at CBJ 2, WSH 1 OT 11/20 CBJ 3, at WSH 2 1/5 at WSH 5, CBJ 0 3/23 at WSH 2, CBJ 1 SO 4/2 WSH 3, at CBJ 2	<b>2017-18</b> (1-3-0) 12/2 at WSH 4, CBJ 3 2/6 WSH 3, at CBJ 2 2/9 at WSH 4, CBJ 2 2/26 at CBJ 5, WSH 1	<b>2018-19</b> (3-1-0) 11/9 CBJ 2, at WSH 1 12/8 WSH 4, at CBJ 0 1/12 CBJ 2, at WSH 1 OT 2/12 at CBJ 3, WSH 0
<b>2019-20</b> (2-0-1) 12/9 CBJ 5, at WSH 2 12/16 at CBJ 3, WSH 0 12/27 at WSH 2, CBJ 1 OT	<b>2020-21</b> (0-0-0) DID NOT PLAY	<b>2021-22</b> (1-3-0) 11/12 WSH 4, at CBJ 3 12/4 at WSH 3, CBJ 1 2/8 CBJ 5, at WSH 4 3/17 WSH 7, at CBJ 2	<b>2022-23</b> (1-2-1) 1/5 WSH 6, at CBJ 2 1/8 at WSH 1, CBJ 0 1/31 WSH 4, at CBJ 3 OT 3/21 CBJ 7, at WSH 6 OT		

### SHUTOUTS

<b>CBJ</b>	4	11/29/08, Mason 26 saves (3-0 at CBJ); 1/9/09, Mason 45 saves (3-0 at WSH); 2/12/19, Bobrovsky 20 saves (3-0 at CBJ); 12/16/19, Korpisalo 30 saves (3-0 at CBJ)
<b>WSH</b>	3	1/5/17, Holtby 29 saves (0-5 at WSH); 12/8/18, Holtby 28 saves (0-4 at CBJ); 1/8/23, Kuemper 38 saves (0-1 at WSH)

### HAT TRICKS

<b>CBJ</b>	0	None
<b>WSH</b>	1	11/29/03, Bondra against Denis (2) and Brathwaite (1) (3-5 L at CBJ)

### PENALTY SHOTS

<b>CBJ</b>	1	3/3/15, Hartnell unsuccessful against Holtby (3-5 L at CBJ)
<b>WSH</b>	1	1/20/16, Ovechkin unsuccessful against Bobrovsky (3-6 L at CBJ)



## WINNIPEG JETS

Canada Life Centre / 300 Portage Ave. / Winnipeg, MB R3C 5S4

winnipegjets.com / p: 204.987.7825 / @NHLJets



JOSH MORRISSEY

### DIRECTORY

**First Season:** 1999-2000  
 (Relocated from Atlanta in 2011)  
**Home Ice:** Canada Life Centre  
**Capacity:** 15,321 (opened in 2004)  
**Playoff Appearances:** 7 (most recent, 2022-23)  
**Stanley Cup Titles:** None  
**Executive VP and GM:** Kevin Cheveldayoff  
**Head Coach:** Rick Bowness  
**Associate Coach:** Scott Arniel  
**Assistant Coaches:**  
 Wade Flaherty, Marty Johnston, Brad Lauer  
**Public Relations Contact:** Scott Brown

**TV Play-By-Play:** Dan Robertson  
**TV Color Analyst:** Kevin Sawyer  
**Radio Play-By-Play:** Paul Edmonds  
**Radio Color Analyst:** Mitchell Clinton

### 2023-24 SCHEDULE

DATE	HOME/AWAY	START (ET)
Jan. 9	at WPG	8 p.m.
Mar. 17	at CBJ	6 p.m.

### 2022-23 SEASON

**Record:** 46-33-3, 95 pts.  
**Home:** 26-13-2, 54 pts.  
**Away:** 20-20-1, 41 pts.  
**Playoffs:** Lost 4-1 (VGK) in Round 1

### LEADERS

**Points:** Kyle Connor, 80  
**Goals:** Mark Scheifele, 42  
**Assists:** Josh Morrissey, 60  
**+/- (min. 40 GP):** Nate Schmidt, +15  
**Def. Points:** Josh Morrissey, 76  
**Goaltending:** Connor Hellebuyck, 37-25-2, 2.49 GAA

### 2022-23 RESULTS (2-0-0)

DATE	RESULT	ATTN	W/L GOALTENDERS	GW GOAL
Dec. 2, 2022	CBJ 4, at WPG 1	13,240	Joonas Korpisalo / David Rittich	Kent Johnson
Feb. 16, 2023	at CBJ 3, WPG 1	16,032	Joonas Korpisalo / David Rittich	Erik Gudbranson

GOALS BY PERIOD	1ST	2ND	3RD	OT	TOTAL
Columbus	2	3	2	-	7
Winnipeg	1	0	1	-	2

SHOTS BY PERIOD	1ST	2ND	3RD	OT	TOTAL
Columbus	13	24	13	-	50
Winnipeg	23	26	27	-	76

POWER PLAY	GOALS	ATTEMPTS	PCT
Columbus	1	8	12.5
Winnipeg	2	12	16.7

PENALTY KILLING	KILLS	ATTEMPTS	PCT
Columbus	10	12	83.3
Winnipeg	7	8	87.5

### SKATERS

COLUMBUS	GP	G	A	P	+/-	PIM	PP	SH	GW	EN	S	%
Patrik Laine	2	3	1	4	3	2	1	0	0	0	5	60.0
Johnny Gaudreau	2	0	4	4	3	0	0	0	0	0	4	0.0
Boone Jenner	2	1	1	2	3	0	0	0	0	1	5	20.0
Kent Johnson	2	1	1	2	2	0	0	0	1	0	3	33.3
Jack Roslovic	2	0	2	2	3	0	0	0	0	0	3	0.0

WINNIPEG	GP	G	A	P	+/-	PIM	PP	SH	GW	EN	S	%
Pierre-Luc Dubois	2	1	1	2	-4	4	1	0	0	0	8	12.5
Blake Wheeler	2	0	2	2	-2	2	0	0	0	0	5	0.0
Kyle Connor	2	1	0	1	-4	2	1	0	0	0	14	7.1
Cole Perfetti	2	0	1	1	-1	0	0	0	0	0	0	0.0
Morgan Barron	2	0	0	0	-2	0	0	0	0	0	6	0.0

### GOALTENDING

COLUMBUS	GP	MIN	GA	GAA	SO	W	L	OTL	SA	SV%
Joonas Korpisalo	2	120	2	1.00	0	2	0	0	76	.974

WINNIPEG	GP	MIN	GA	GAA	SO	W	L	OTL	SA	SV%
David Rittich	2	112	6	3.20	0	0	2	0	49	.878





## COLUMBUS VS. WINNIPEG ALL-TIME

SEASON	W-L-T/O	HOME	AWAY	GF-GA	SF-SA	PP	PK	PIM
2000-01	1-1-0-0	0-1-0-0	1-0-0-0	4-2	56-60	1-of-8	10-of-10	32-41
2001-02	1-0-0-0	1-0-0-0	0-0-0-0	5-4	31-31	3-of-4	3-of-3	11-13
2002-03	0-2-0-0	0-1-0-0	0-1-0-0	4-6	67-57	1-of-10	10-of-11	32-40
2003-04	1-1-0-0	1-0-0-0	0-1-0-0	5-4	50-41	0-of-12	11-of-13	52-50
2005-06	0-1-0	0-0-0	0-1-0	2-5	28-31	1-of-5	5-of-6	31-19
2006-07	DID NOT PLAY							
2007-08	1-0-0	1-0-0	0-0-0	2-0	28-21	1-of-4	2-of-2	9-13
2008-09	1-0-0	0-0-0	1-0-0	2-0	31-15	0-of-3	2-of-2	11-13
2009-10	2-0-0	1-0-0	1-0-0	6-4	42-64	1-of-6	8-of-10	22-14
2010-11	1-0-0	0-0-0	1-0-0	3-0	42-25	0-of-1	2-of-2	4-2
2011-12	1-0-0	1-0-0	0-0-0	2-1	27-36	0-of-4	5-of-5	15-13
2012-13	DID NOT PLAY							
2013-14	1-1-0	0-1-0	1-0-0	8-6	50-63	0-of-6	7-of-9	50-4
2014-15	0-2-0	0-1-0	0-1-0	2-8	63-61	1-of-9	5-of-7	21-40
2015-16	0-2-0	0-1-0	0-1-0	6-9	50-62	1-of-9	4-of-6	34-30
2016-17	1-1-0	0-1-0	1-0-0	9-8	74-66	2-of-4	3-of-7	18-12
2017-18	2-0-0	1-0-0	1-0-0	7-3	76-56	0-of-7	7-of-7	14-14
2018-19	0-2-0	0-1-0	0-1-0	5-9	73-52	2-of-7	6-of-7	10-10
2019-20	1-1-0	1-0-0	0-1-0	7-7	64-61	4-of-6	4-of-5	10-12
2020-21	DID NOT PLAY							
2021-22	1-0-1	1-0-0	0-0-1	6-4	68-69	3-of-5	5-of-6	16-14
2022-23	2-0-0	1-0-0	1-0-0	7-2	50-76	1-of-8	10-of-12	24-16
<b>TOTAL</b>	<b>17-14-0-1</b>	<b>9-7-0-0</b>	<b>8-7-0-1</b>	<b>92-82</b>	<b>970-947</b>	<b>22-of-118</b>	<b>109-of-130</b>	<b>416-370</b>

	OVERALL	AT CBJ	AT WPG/ATL
<b>Current Streak:</b>	4-0-1 since 3/25/22	3-0-0 since 1/22/20	1-0-1 since 3/25/22
<b>Last 10 Games:</b>	6-3-1	5-5-0	5-4-1
<b>Last Win:</b>	2/16/23, 3-1 at CBJ	2/16/23, 3-1	12/2/22, 4-1
<b>Last Regulation Loss:</b>	11/23/19, 3-4 at WPG	3/3/19, 2-5	11/23/19, 3-4
<b>Most Lopsided Win:</b>	3, 5x (11/24/21 most recent, 3-0 at CBJ)	3, 11/24/21 (3-0)	3, 5x (12/2/22 most recent, 4-1)
<b>Most Lopsided Loss:</b>	4, 1/21/15 (0-4 at WPG)	3, 3/3/19 (2-5)	4, 1/21/15 (0-4)
<b>Last OT Game:</b>	3/25/22, 3-4 OTL at WPG	10/27/17, 2-1 OTW	3/25/22, 3-4 OTL
<b>OT Record (W-L-T):</b>	2-1-0	2-0-0	0-1-0
<b>Most Goals Scored:</b>	6, 1/11/14 (6-3 W at WPG)	5, 4/12/02 (5-4 OTW)	6, 1/11/14 (6-3 W)
<b>Most Goals Allowed:</b>	6, 12/10/15 (4-6 L at WPG)	5, 2x (3/3/19 most recent, 2-5 L)	6, 12/10/15 (4-6 L)
<b>Most Goals, Both Teams:</b>	10, 12/10/15 (4-6 L)	9, 2x (4/6/17 most recent, 4-5 L)	10, 12/10/15 (4-6 L)
<b>Longest Win Streak:</b>	6, 12/26/07 - 11/12/11	4, 11/7/03 - 11/12/11	4, 11/22/08 - 1/11/14
<b>Longest Pts. Streak:</b>	6, 12/26/07 - 11/12/11 (6-0-0)	4, 11/7/03 - 11/12/11 (4-0-0)	4, 11/22/08 - 1/11/14 (4-0-0-0)
<b>Longest Pointless Streak:</b>	4, 11/25/14 - 12/10/15	4, 12/16/13 - 4/6/17	3, 3/17/03 - 12/9/05
<b>Longest Winless Streak:</b>	4, 11/25/14 - 12/10/15 (0-4-0)	4, 12/16/13 - 4/6/17 (0-4-0)	3, 2x, 1/31/19 - current, most recent (0-2-0-1)

## ALL-TIME RESULTS

<b>2000-01</b> (1-1-0-0)	<b>2001-02</b> (1-0-0-0)	<b>2002-03</b> (0-2-0-0)	<b>2003-04</b> (1-1-0-0)	<b>2005-06</b> (0-1-0)	<b>2006-07</b> (0-0-0)
12/2 ATL 2, at CBJ 1	4/12 at CBJ 5, ATL 4 OT	3/17 at ATL 3, CBJ 2	10/9 at ATL 2, CBJ 1	12/9 at ATL 5, CBJ 2	DID NOT PLAY
3/16 CBJ 3, at ATL 0		3/22 ATL 3, at CBJ 2	11/7 at CBJ 4, ATL 2		
<b>2007-08</b> (1-0-0)	<b>2008-09</b> (1-0-0)	<b>2009-10</b> (2-0-0)	<b>2010-11</b> (1-0-0)	<b>2011-12</b> (1-0-0)	<b>2012-13</b> (0-0-0)
12/26 at CBJ 2, ATL 0	11/22 CBJ 2, at ATL 0	11/5 CBJ 4, at ATL 3	11/4 CBJ 3, at ATL 0	11/12 at CBJ 2, WPG 1	DID NOT PLAY
		3/11 at CBJ 2, ATL 1			
<b>2013-14</b> (1-1-0)	<b>2014-15</b> (0-2-0)	<b>2015-16</b> (0-2-0)	<b>2016-17</b> (1-1-0)	<b>2017-18</b> (2-0-0)	<b>2018-19</b> (0-2-0)
12/16 WPG 3, at CBJ 2	11/25 WPG 4, at CBJ 2	10/31 WPG 3, at CBJ 2	12/29 CBJ 5, at WPG 3	10/17 CBJ 5, at WPG 2	1/31 at WPG 4, CBJ 3
1/11 CBJ 6, at WPG 3	1/21 at WPG 4, CBJ 0	12/10 at WPG 6, CBJ 4	4/6 WPG 5, at CBJ 4	10/27 at CBJ 2, WPG 1 OT	3/3 WPG 5, at CBJ 2
<b>2019-20</b> (1-1-0)	<b>2020-21</b> (0-0-0)	<b>2021-22</b> (1-0-1)	<b>2022-23</b> (2-0-0)		
11/23 at WPG 4, CBJ 3	DID NOT PLAY	11/24 at CBJ 3, WPG 0	12/2 CBJ 4, at WPG 1		
1/22 at CBJ 4, WPG 3		3/25 at WPG 4, CBJ 3 OT	2/16 at CBJ 3, WPG 1		

### SHUTOUTS

<b>CBJ</b>	5	3/16/01, Tugnutt 34 saves (3-0 at ATL); 12/26/07, Leclaire 21 saves (2-0 at CBJ); 11/22/08, Mason 15 saves (2-0 at ATL); 11/4/10, Garon 25 saves (3-0 at ATL); 11/24/21, Merzlikins 36 saves (3-0 at CBJ)
<b>WPG</b>	1	1/21/15, Hutchinson 29 saves (0-4 at WPG)

### HAT TRICKS

<b>CBJ</b>	2	3/16/01, Wright against Maracle (2) and 1 EN (3-0 W at ATL); 11/7/03, Vyborny against Dafoe (2) and 1 EN (4-2 W at CBJ)
<b>WPG</b>	2	12/9/05, Petrovicky against Leclaire (2) and 1 EN (2-5 L at ATL); 3/3/19, Wheeler against Bobrovsky (3) and 1 EN (2-5 L at CBJ)

### PENALTY SHOTS

<b>CBJ</b>	1	1/11/14, Jenner goal against Pavelec (6-3 W at WPG)
<b>WPG</b>	1	4/12/02, Hrkac goal against Denis (5-4 OTW at CBJ)





# RECORD BOOK





## TEAM TOTALS

Games Played:	1,732	Ties, Road:	15	Shorthanded Goals:	137	Shootout Wins:	76
Wins:	740	Goals (No SO Goals):	4,492	Overtime Games:	394	Shootout Wins, Home:	39
Wins, Home:	427	Goals, Home:	2,390	Overtime Wins:	186	Shootout Wins, Road:	37
Wins, Road:	313	Goals, Road:	2,102	Overtime Wins, Home:	101	Shootout Losses:	76
Regulation Losses:	784	Goals Against (No SO Goals):	5,166	Overtime Wins, Road:	85	Shootout Losses, Home:	39
Regulation Losses, Home:	338	Goals Against, Home:	2,434	Overtime Losses:	99	Shootout Losses, Road:	37
Regulation Losses, Road:	446	Goals Against, Road:	2,732	Overtime Losses, Home:	45	Shutouts For:	107
Ties:	33	Penalty Minutes:	21,124	Overtime Losses, Road:	54	Shutouts Against:	142
Ties, Home:	18	Power Play Goals:	1,023	Shootout Games:	152		

## TEAM TOTALS BY SEASON

### GOALS SCORED

YEAR	G	AVG.	RANK
2000-01	190	2.32 avg.	26th
2001-02	164	2.00 avg.	30th
2002-03	213	2.60 avg.	16th
2003-04	177	2.16 avg.	29th
2005-06	215	2.62 avg.	28th
2006-07	196	2.39 avg.	28th
2007-08	190	2.32 avg.	29th
2008-09	220	2.68 avg.	21st
2009-10	214	2.61 avg.	20th-T
2010-11	210	2.56 avg.	24th
2011-12	198	2.41 avg.	26th
2012-13	115	2.40 avg.	25th
2013-14	226	2.76 avg.	12th
2014-15	227	2.77 avg.	12th
2015-16	213	2.60 avg.	18th-T
2016-17	247	3.01 avg.	6th
2017-18	236	2.88 avg.	17th
2018-19	256	3.12 avg.	12th-T
2019-20	180	2.57 avg.	27th-T
2020-21	134	2.39 avg.	28th-T
2021-22	258	3.15 avg.	14th
2022-23	213	2.60 avg.	30th

### GOALS AGAINST

YEAR	GA	AVG.	RANK
2000-01	233	2.84 avg.	19th
2001-02	255	3.11 avg.	28th
2002-03	263	3.21 avg.	29th
2003-04	238	2.90 avg.	24th
2005-06	276	3.37 avg.	26th
2006-07	244	2.98 avg.	16th
2007-08	210	2.56 avg.	8th
2008-09	223	2.72 avg.	9th-T
2009-10	249	3.04 avg.	24th
2010-11	250	3.05 avg.	26th
2011-12	257	3.13 avg.	28th
2012-13	115	2.40 avg.	9th-T
2013-14	214	2.61 avg.	13th
2014-15	248	3.02 avg.	25th
2015-16	248	3.02 avg.	29th
2016-17	193	2.35 avg.	2nd
2017-18	226	2.76 avg.	9th-T
2018-19	231	2.82 avg.	11th
2019-20	183	2.61 avg.	3rd-T
2020-21	184	3.29 avg.	24th-T
2021-22	297	3.62 avg.	28th
2022-23	329	4.01 avg.	31st

### FACEOFF PERCENTAGE

YEAR	PCT.	RANK
2000-01	50.5	12th
2001-02	50.1	15th-T
2002-03	48.6	23rd
2003-04	47.8	25th
2005-06	49.4	20th
2006-07	50.2	14th
2007-08	52.3	4th
2008-09	51.2	11th-T
2009-10	51.0	9th
2010-11	51.2	8th-T
2011-12	50.9	9th
2012-13	52.0	4th-T

2013-14	51.6	8th-T
2014-15	49.3	17th
2015-16	49.0	24th
2016-17	48.6	20th
2017-18	48.4	26th
2018-19	50.2	16th
2019-20	48.5	26th
2020-21	45.3	30th
2021-22	48.5	21st
2022-23	48.6	23rd

### SHOTS

YEAR	SF	AVG.	RANK
2000-01	2,082	25.4 avg.	27th
2001-02	2,046	25.0 avg.	27th
2002-03	2,143	26.1 avg.	27th
2003-04	2,280	27.8 avg.	18th
2005-06	2,250	27.4 avg.	29th
2006-07	2,273	27.7 avg.	25th
2007-08	2,378	29.0 avg.	14th
2008-09	2,370	28.9 avg.	20th-T
2009-10	2,338	28.5 avg.	26th
2010-11	2,506	30.6 avg.	14th
2011-12	2,454	29.9 avg.	14th
2012-13	1,283	26.7 avg.	27th
2013-14	2,431	29.6 avg.	19th
2014-15	2,366	28.9 avg.	24th
2015-16	2,387	29.1 avg.	21st
2016-17	2,540	31.0 avg.	9th
2017-18	2,761	33.7 avg.	5th
2018-19	2,592	31.6 avg.	16th
2019-20	2,272	32.5 avg.	6th
2020-21	1,625	29.0 avg.	21st-T
2021-22	2,463	30.0 avg.	20th-T
2022-23	2,399	29.3 avg.	26th

### SHOTS AGAINST

YEAR	SA	AVG.	RANK
2000-01	2,475	30.2 avg.	26th
2001-02	2,469	30.1 avg.	25th
2002-03	2,641	32.2 avg.	28th
2003-04	2,623	32.0 avg.	28th
2005-06	2,762	33.7 avg.	28th
2006-07	2,345	28.6 avg.	10th
2007-08	2,247	27.4 avg.	6th-T
2008-09	2,281	27.8 avg.	3rd
2009-10	2,514	30.7 avg.	17th
2010-11	2,447	29.8 avg.	11th
2011-12	2,537	30.9 avg.	25th
2012-13	1,436	26.7 avg.	19th
2013-14	2,524	30.8 avg.	20th
2014-15	2,742	33.4 avg.	28th
2015-16	2,550	31.1 avg.	26th-T
2016-17	2,489	30.4 avg.	17th-T
2017-18	2,567	31.3 avg.	11th-T
2018-19	2,418	29.5 avg.	6th-T
2019-20	2,092	29.9 avg.	7th
2021-21	1,815	32.4 avg.	28th
2021-22	2,887	35.2 avg.	31st
2022-23	2,904	35.4 avg.	31st

### PENALTY MINUTES

YEAR	PIM	AVG.	RANK
2000-01	1,234	15.0 avg.	15th
2001-02	1,198	14.6 avg.	20th
2002-03	1,505	18.4 avg.	2nd
2003-04	1,209	14.7 avg.	17th-T
2005-06	1,396	17.0 avg.	12th
2006-07	1,357	16.5 avg.	28th
2007-08	1,301	16.2 avg.	25th
2008-09	1,207	15.0 avg.	21st
2009-10	1,070	13.2 avg.	18th
2010-11	1,127	13.6 avg.	22nd-T
2011-12	1,053	12.6 avg.	23rd-T
2012-13	605	12.6 avg.	23rd
2013-14	910	11.1 avg.	10th
2014-15	978	11.9 avg.	28th
2015-16	995	12.1 avg.	28th
2016-17	714	8.7 avg.	9th
2017-18	565	6.9 avg.	3rd
2018-19	512	6.2 avg.	2nd
2019-20	458	6.5 avg.	2nd
2020-21	391	7.0 avg.	5th-T
2021-22	635	7.7 avg.	6th
2022-23	654	8.0 avg.	8th

### SHUTOUTS

YEAR	SO	SHUTOUTS AGAINST	YEAR	SO
2000-01	4	2000-01	7	
2001-02	3	2001-02	11	
2002-03	5	2002-03	9	
2003-04	5	2003-04	11	
2005-06	1	2005-06	5	
2006-07	4	2006-07	16	
2007-08	11	2007-08	6	
2008-09	11	2008-09	6	
2009-10	7	2009-10	4	
2010-11	6	2010-11	6	
2011-12	2	2011-12	5	
2012-13	4	2012-13	5	
2013-14	7	2013-14	4	
2014-15	2	2014-15	6	
2015-16	1	2015-16	5	
2016-17	8	2016-17	5	
2017-18	5	2017-18	3	
2018-19	9	2018-19	6	
2019-20	7	2019-20	4	
2020-21	2	2020-21	5	
2021-22	2	2021-22	5	
2022-23	0	2022-23	8	



# ALL-TIME STATISTICS

## RECORD BY SEASON

YEAR	HOME						ROAD						OVERALL						FINISH
	GP	W	L	T	OTL	PTS	GP	W	L	T	OTL	PTS	GP	W	L	T	OTL	PTS	
2000-01	41	19	15	4	3	45	41	9	24	5	3	26	82	28	39	9	6	71	4th-T Central/13th Western
2001-02	41	14	18	5	4	37	41	8	29	3	1	20	82	22	47	8	5	57	5th Central/15th Western
2002-03	41	20	14	5	2	47	41	9	28	3	1	22	82	29	42	8	3	69	5th Central/15th Western
2003-04	41	17	18	4	2	40	41	8	27	4	2	22	82	25	45	8	4	62	4th Central/14th Western
2005-06	41	23	18	...	0	46	41	12	25	...	4	28	82	35	43	...	4	74	3rd Central/13th Western
2006-07	41	18	19	...	4	40	41	15	23	...	3	33	82	33	42	...	7	73	4th Central/11th Western
2007-08	41	20	14	...	7	47	41	14	22	...	5	33	82	34	36	...	12	80	4th Central/13th Western
2008-09	41	25	13	...	3	53	41	16	18	...	7	39	82	41	31	...	10	92	4th Central/7th Western
2009-10	41	20	12	...	9	49	41	12	23	...	6	30	82	32	35	...	15	79	5th Central/14th Western
2010-11	41	17	19	...	5	39	41	17	16	...	8	42	82	34	35	...	13	81	5th Central/13th Western
2011-12	41	17	21	...	3	37	41	12	25	...	4	28	82	29	46	...	7	65	5th Central/15th Western
2012-13	24	14	5	...	5	33	24	10	12	...	2	22	48	24	17	...	7	55	4th Central/9th Western
2013-14	41	22	15	...	4	48	41	21	17	...	3	45	82	43	32	...	7	93	4th Metropolitan/7th Eastern
2014-15	41	19	20	...	2	40	41	23	15	...	3	49	82	42	35	...	5	89	5th Metropolitan/11th Eastern
2015-16	41	18	17	...	6	42	41	16	23	...	2	34	82	34	40	...	8	76	8th Metropolitan/15th Eastern
2016-17	41	28	12	...	1	57	41	22	12	...	7	51	82	50	24	...	8	108	3rd Metropolitan/3rd Eastern
2017-18	41	26	12	...	3	55	41	19	18	...	4	42	82	45	30	...	7	97	4th Metropolitan/7th Eastern
2018-19	41	22	17	...	2	46	41	25	14	...	2	52	82	47	31	...	4	98	5th Metropolitan/8th Eastern
2019-20	36	20	12	...	4	44	34	13	10	...	11	37	70	33	22	...	15	81	6th Metropolitan/9th Eastern
2020-21	28	11	9	...	8	30	28	7	17	...	4	18	56	18	26	...	12	48	8th Central
2021-22	41	21	15	...	5	47	41	16	23	...	2	34	82	37	38	...	7	81	6th Metropolitan/10th Eastern
2022-23	41	16	23	...	2	34	41	9	25	...	7	25	82	25	48	...	9	59	8th Metropolitan/16th Eastern

## ATTENDANCE

YEAR	GP	TOTAL	AVERAGE	CAPACITY	% CAP.	SELLOUTS	YEAR	GP	TOTAL	AVERAGE	CAPACITY	% CAP.	SELLOUTS
2000-01	41	715,513	17,452	18,136	96.2 pct.	26	2014-15	41	635,973	15,512	18,144	85.5 pct.	4
2001-02	41	743,578	18,136	18,136	100 pct.	41	2015-16	41	601,293	14,666	18,144	80.8 pct.	4
2002-03	41	727,522	17,744	18,136	97.8 pct.	23	2016-17	41	650,157	15,857	18,144	87.4 pct.	12
2003-04	41	712,145	17,369	18,136	95.8 pct.	16	2017-18	41	683,004	16,659	18,144	91.8 pct.	8
2005-06	41	688,655	16,796	18,136	92.6 pct.	9	2018-19	41	682,984	16,658	18,144	91.8 pct.	15
2006-07	41	672,443	16,401	18,136	90.4 pct.	5	2019-20	36	608,454	16,902	18,144	93.2 pct.	13
2007-08	41	607,757	14,823	18,144	81.7 pct.	2	2020-21*	16*	63,477	3,967*	N/A	N/A	N/A
2008-09	41	637,284	15,544	18,144	85.7 pct.	7	2021-22	41	665,722	16,237	18,144	89.5 pct.	6
2009-10	41	632,086	15,417	18,144	85.0 pct.	7	2022-23	40	678,346	16,959	18,144	93.5 pct.	14
2010-11	40	546,350	13,659	18,144	75.3 pct.	6	<b>TOTALS*</b>	<b>865*</b>	<b>13,505,981*</b>	<b>N/A</b>	<b>N/A</b>	<b>N/A</b>	<b>N/A</b>
2011-12	41	601,061	14,660	18,144	80.8 pct.	4	<b>TOTALS - SEASONS WITH NORMAL CAPACITY</b>						
2012-13	24	349,558	14,564	18,144	80.3 pct.	3		837	13,442,504	16,060	18,144	88.5 pct.	231
2013-14	41	602,619	14,698	18,144	81.0 pct.	6							

\*Due to COVID-19 protocols, the Blue Jackets played 12 games with no fans, one game with 10 pct. of capacity and 15 games with up to 25 pct. of capacity.

## SPECIAL TEAMS BY SEASON

YEAR	POWER PLAY				HOME				ROAD				OVERALL			
	GP	ATT	PCT	RANK	GP	ATT	PCT	RANK	GP	ATT	PCT	RANK	GP	ATT	PCT	RANK
2000-01	37	219	16.9	20th	19	162	11.7	26th	56	381	14.7	22nd				
2001-02	29	188	15.4	20th	21	168	12.5	26th	50	356	14.0	25th				
2002-03	41	216	19.0	7th	30	194	15.5	15th	71	410	17.3	12th				
2003-04	38	227	16.7	17th	20	174	11.5	27th	58	401	14.5	24th				
2005-06	34	236	14.4	30th	30	215	14.0	27th	64	451	14.2	28th				
2006-07	41	224	18.3	16th	24	214	11.2	29th	65	438	14.8	26th				
2007-08	29	176	16.5	19th	24	180	13.3	27th-T	53	356	14.9	26th				
2008-09	23	188	12.2	30th	18	134	13.4	30th	41	322	12.7	30th				
2009-10	27	164	16.5	25th	29	144	20.1	7th	56	308	18.2	14th				
2010-11	21	166	12.6	30th	21	135	15.6	18th	42	301	14.0	29th				
2011-12	28	163	17.2	16th-T	21	154	13.6	23rd	49	317	15.5	24th				
2012-13	14	86	16.3	23rd	8	69	11.6	27th	22	155	14.2	28th				
2013-14	32	142	22.5	4th	22	138	15.9	20th	54	280	19.3	10th				
2014-15	27	123	22.0	9th	26	121	21.5	6th	53	244	21.7	5th				
2015-16	21	131	16.0	28th	22	117	18.8	15th	43	248	17.3	21st				
2016-17	22	111	19.8	13th	20	100	20.0	11th	42	211	19.9	12th				
2017-18	25	119	21.0	17th-T	14	108	13.0	30th	39	227	17.2	25th				
2018-19	17	113	15.0	26th-T	17	108	15.7	26th-T	34	221	15.4	28th				
2019-20	18	101	17.8	21st	13	88	14.8	27th	31	189	16.4	27th				
2020-21	13	68	19.1	22nd	5	49	10.2	31st	18	117	15.4	27th				
2021-22	21	111	18.9	24th	20	109	18.3	19th	41	220	18.6	24th				
2022-23	22	112	19.6	22nd	19	112	17.0	28th	41	224	18.3	26th				





## SPECIAL TEAMS BY SEASON continued

YEAR	PENALTY KILL				HOME				ROAD				OVERALL			
	GA	ATT	PCT	RANK	GA	ATT	PCT	RANK	GA	ATT	PCT	RANK	GA	ATT	PCT	RANK
2000-01	30	179	83.2	21st	40	184	78.3	27th	70	363	80.7	27th				
2001-02	26	143	81.8	27th	26	163	84.0	16th	52	306	83.0	22nd				
2002-03	26	193	86.5	4th	34	216	84.3	9th	60	409	85.3	8th				
2003-04	18	152	88.2	4th	32	185	82.7	17th	50	337	85.2	9th				
2005-06	41	244	83.2	17th	54	279	80.6	18th-T	95	523	81.8	17th-T				
2006-07	37	207	82.1	20th	48	246	80.5	18th	85	453	81.2	21st				
2007-08	31	170	81.8	22nd	32	208	84.6	5th	63	378	83.3	9th				
2008-09	27	174	84.5	8th	35	172	79.6	21st	62	346	82.1	13th				
2009-10	25	153	83.7	11th-T	36	181	80.1	20th	61	334	81.7	17th				
2010-11	25	154	83.8	12th	37	160	76.9	26th	62	314	81.7	22nd				
2011-12	25	128	80.5	26th	39	146	73.3	30th	64	274	76.6	30th				
2012-13	8	67	88.1	6th	17	77	77.9	21st	25	144	82.6	11th				
2013-14	21	143	85.3	4th	29	137	78.8	25th-T	50	280	82.1	14th-T				
2014-15	30	142	78.9	27th	30	161	81.4	12th	60	303	80.2	23rd-T				
2015-16	22	126	82.5	16th	31	153	79.7	19th	53	279	81.0	19th				
2016-17	17	102	83.3	10th	22	121	81.8	13th	39	223	82.5	9th-T				
2017-18	19	105	81.9	14th	32	109	70.6	30th	51	214	76.2	26th-T				
2018-19	14	93	84.9	5th	16	107	85.0	3rd	30	200	85.0	1st-T				
2019-20	15	94	84.0	6th-T	16	75	78.7	18th-T	31	169	81.7	12th				
2020-21	18	67	73.1	31st	10	66	84.9	6th-T	28	133	79.0	20th-T				
2021-22	27	129	79.1	18th	24	109	78.0	18th	51	238	78.6	20th				
2022-23	27	123	78.0	21st	32	114	71.9	27th	59	237	75.1	25th				

YEAR	SHORTHANDED				HOME				ROAD				OVERALL			
	GF	RANK	GA	RANK	GF	RANK	GA	RANK	GF	RANK	GA	RANK	GF	RANK	GA	RANK
2000-01	1	28th-T	5	20th-T	2	25th-T	3	5th-T	3	28th-T	8	14th-T				
2001-02	2	22nd-T	3	9th-T	1	22nd-T	5	19th-T	3	26th-T	8	17th-T				
2002-03	4	9th-T	3	7th-T	8	1st-T	6	26th	12	2nd-T	9	20th-T				
2003-04	2	20th-T	7	27th-T	3	22nd-T	7	27th-T	5	24th-T	14	27th-T				
2005-06	6	10th-T	6	19th-T	4	16th-T	2	2nd	10	14th-T	8	8th-T				
2006-07	2	22nd-T	3	7th-T	4	15th-T	7	23rd-T	6	21st-T	10	17th-T				
2007-08	2	23rd-T	4	13th-T	6	5th-T	1	1st	8	12th-T	5	4th-T				
2008-09	4	12th-T	6	26th-T	4	12th-T	6	24th-T	8	11th-T	12	27th				
2009-10	3	18th-T	3	16th-T	3	10th-T	6	23rd-T	6	16th-T	9	26th-T				
2010-11	1	26th-T	8	28th-T	5	8th-T	3	11th-T	6	15th-T	11	26th-T				
2011-12	3	14th-T	5	23rd-T	4	6th-T	3	14th-T	7	9th-T	8	21st-T				
2012-13	1	13th-T	1	5th-T	2	7th-T	1	6th-T	3	8th-T	2	7th-T				
2013-14	5	6th-T	3	13th-T	4	6th-T	5	20th-T	9	6th-T	8	20th-T				
2014-15	1	22nd-T	4	20th-T	4	7th-T	1	1st-T	5	17th	5	11th-T				
2015-16	3	12th-T	5	26th-T	0	28th-T	3	13th-T	3	24th-T	8	22nd-T				
2016-17	2	15th-T	1	2nd-T	8	1st-T	1	1st-T	10	2nd-T	2	1st-T				
2017-18	2	23rd-T	1	1st-T	2	20th-T	6	26th-T	4	25th-T	7	18th-T				
2018-19	6	7th-T	2	9th-T	2	23rd-T	4	15th-T	8	11th-T	6	10th				
2019-20	2	22nd-T	3	14th-T	1	23rd-T	2	5th-T	3	29th-T	5	7th-T				
2020-21	5	1st-T	0	1st-T	1	16th-T	2	10th-T	6	6th-T	2	3rd-T				
2021-22	5	8th-T	0	1st-T	2	17th-T	6	28th-T	7	12th-T	6	14th-T				
2022-23	5	8th-T	4	18th-T	0	30th-T	5	22nd-T	5	26th-T	9	21st-T				

## SITUATIONAL SCORING BY SEASON

YEAR	5-ON-5	5-ON-4	5-ON-3	4-ON-4	4-ON-3	3-ON-3	3-ON-4	3-ON-5	4-ON-5	EMPTY NET	PEN. SHOT
2000-01	115-137	45-9	7-0	6-9	1-0	0-0	1-0	0-2	2-67	9-7	2-0
2001-02	99-170	41-7	4-0	7-13	3-0	0-0	0-1	0-3	3-46	4-9	0-1
2002-03	116-178	63-8	4-0	5-9	4-0	0-0	0-1	0-5	12-54	9-4	0-0
2003-04	101-155	47-11	8-0	8-7	2-0	0-0	0-0	0-3	3-48	4-10	1-1
2005-06	123-159	53-8	7-0	7-5	3-0	0-0	1-1	0-10	8-82	3-8	1-0
2006-07	110-130	50-7	9-0	10-13	2-0	0-0	0-3	0-12	6-68	2-5	0-1
2007-08	112-126	45-1	6-0	10-10	1-0	0-0	0-2	1-7	5-52	9-9	0-2
2008-09	153-132	39-9	1-0	9-8	1-0	0-1	0-1	0-6	7-55	7-9	1-0
2009-10	136-166	47-8	5-0	5-9	1-0	0-0	0-1	1-4	5-55	11-3	1-1
2010-11	139-160	34-11	4-0	10-9	1-0	0-0	0-1	0-4	6-55	9-7	0-0
2011-12	130-162	42-6	6-0	2-8	0-0	0-0	0-0	0-1	6-63	9-12	1-0
2012-13	83-82	19-1	1-0	4-4	2-0	0-0	0-1	0-3	3-19	2-6	0-0
2013-14	148-136	46-7	5-0	4-8	3-0	0-0	1-1	0-2	8-45	8-8	1-0
2014-15	144-168	50-4	1-0	7-2	2-0	0-0	0-1	0-6	5-53	11-12	2-0
2015-16	150-161	38-9	4-0	1-2	1-0	1-4	0-1	0-4	2-44	11-18	1-0
2016-17	168-133	39-2	0-0	7-2	1-0	9-4	0-2	0-2	8-33	9-9	2-0
2017-18	169-149	36-7	1-0	2-5	1-0	8-3	0-1	0-1	3-48	10-10	0-0
2018-19	187-170	30-5	2-0	2-5	2-0	6-3	0-0	0-1	6-30	15-11	1-1
2019-20	125-122	28-6	2-0	1-4	1-0	6-7	0-4	0-0	1-26	10-6	1-0
2020-21	97-131	18-2	0-0	0-0	0-0	3-9	0-0	0-2	5-26	5-11	1-0
2021-22	177-214	37-6	2-0	5-1	0-1	7-4	0-2	0-4	7-44	18-13	0-0
2022-23	143-231	39-8	1-0	2-6	1-0	8-7	0-1	0-5	4-52	10-14	0-0
<b>TOTAL</b>	<b>2,924-3,372</b>	<b>886-142</b>	<b>80-0</b>	<b>114-139</b>	<b>33-1</b>	<b>48-42</b>	<b>3-25</b>	<b>2-87</b>	<b>115-1,065</b>	<b>185-204</b>	<b>16-7</b>



# ALL-TIME STATISTICS

## 20-PLUS GOAL SEASONS

PLAYER	SEASON	DATE/OPPONENT	TGM	PGM	TOT	PLAYER	SEASON	DATE/OPPONENT	TGM	PGM	TOT
Geoff Sanderson	2000-01	Jan. 21 vs. Tampa Bay	48	48	30	Cam Atkinson	2013-14	Apr. 1 vs. Colorado	75	72	21
Steve Heinze*	2000-01	Feb. 28 vs. Phoenix	64	61	22*	Ryan Johansen	2014-15	Feb. 6 vs. St. Louis	50	50	26
Ray Whitney	2001-02	Mar. 21 vs. Detroit	70	57	21	Nick Foligno	2014-15	Feb. 6 vs. St. Louis	50	49	31
Mike Sillinger	2001-02	Apr. 6 at Montreal	78	76	20	Scott Hartnell	2014-15	Mar. 13 vs. Edmonton	68	63	28
Geoff Sanderson	2002-03	Dec. 31 vs. Pittsburgh	37	37	34	Cam Atkinson	2014-15	Mar. 28 at St. Louis	75	71	22
Ray Whitney	2002-03	Mar. 6 vs. Vancouver	66	65	24	Brandon Saad	2015-16	Feb. 11 vs. Anaheim	56	55	31
Andrew Cassels	2002-03	Apr. 4 vs. Detroit	81	78	20	Boone Jenner	2015-16	Feb. 22 at Boston	60	60	30
David Vyborny	2002-03	Apr. 6 at Minnesota	79	82	20	Scott Hartnell	2015-16	Feb. 27 vs. Florida	63	61	23
Rick Nash	2003-04	Dec. 19 vs. Calgary	31	31	41	Cam Atkinson	2015-16	Feb. 29 at NY Rangers	64	63	27
David Vyborny	2003-04	Mar. 14 at Minnesota	72	72	22	Cam Atkinson	2016-17	Jan. 10 at Carolina	40	40	35
Nikolai Zherdev	2005-06	Mar. 4 at Los Angeles	60	59	27	Nick Foligno	2016-17	Feb. 15 vs. Toronto	56	54	26
Rick Nash	2005-06	Mar. 15 at Chicago	66	38	31	Brandon Saad	2016-17	Mar. 4 at Ottawa	63	63	24
David Vyborny	2005-06	Apr. 15 vs. Chicago	80	78	22	Artemi Panarin	2017-18	Mar. 4 at San Jose	66	66	27
Rick Nash	2006-07	Mar. 3 at Phoenix	66	59	27	Cam Atkinson	2017-18	Mar. 27 at Edmonton	77	61	24
Fredrik Modin	2006-07	Mar. 25 at St. Louis	75	72	22	Pierre-Luc Dubois	2017-18	Apr. 3 vs. Detroit	80	80	20
Rick Nash	2007-08	Dec. 31 vs. Edmonton	39	37	38	Cam Atkinson	2018-19	Dec. 20 vs. New Jersey	34	33	41
Nikolai Zherdev	2007-08	Jan. 19 at Dallas	48	48	26	Artemi Panarin	2018-19	Jan. 31 at Winnipeg	50	48	28
Rick Nash	2008-09	Jan. 27 vs. Detroit	48	44	40	Pierre-Luc Dubois	2018-19	Feb. 5 at Colorado	52	52	27
R.J. Umberger	2008-09	Feb. 19 at Toronto	59	59	26	Josh Anderson	2018-19	Feb. 16 at Chicago	57	57	27
Kristian Huselius	2008-09	Mar. 13 at Chicago	66	65	21	Oliver Bjorkstrand	2018-19	Mar. 30 at Nashville	78	73	23
Rick Nash	2009-10	Jan. 16 vs. Chicago	50	50	33	Oliver Bjorkstrand	2019-20	Feb. 18 at Philadelphia	61	48	21
Antoine Vermette	2009-10	Mar. 2 vs. Vancouver	64	64	27	Zach Werenski	2019-20	Mar. 1 vs. Vancouver	67	60	20
R.J. Umberger	2009-10	Mar. 11 vs. Atlanta	68	68	23	Boone Jenner	2021-22	Feb. 17 at Chicago	48	48	23
Kristian Huselius	2009-10	Mar. 19 vs. Minnesota	71	63	23	Patrik Laine	2021-22	Mar. 2 vs. New Jersey	54	35	26
Rick Nash	2010-11	Jan. 8 at Los Angeles	42	41	32	Oliver Bjorkstrand	2021-22	Mar. 7 vs. Toronto	57	55	28
R.J. Umberger	2010-11	Feb. 25 vs. Phoenix	60	60	25	Jack Roslovic	2021-22	Apr. 22 vs. Ottawa	78	77	22
Rick Nash	2011-12	Feb. 21 vs. San Jose	60	60	30	Patrik Laine	2022-23	Mar. 7 at Pittsburgh	64	49	22
R.J. Umberger	2011-12	Apr. 7 at NY Islanders	82	77	20	Boone Jenner	2022-23	Mar. 11 vs. St. Louis	65	54	26
Ryan Johansen	2013-14	Jan. 30 vs. Washington	54	54	33	Kirill Marchenko	2022-23	Mar. 28 at NY Rangers	73	50	21
Artem Anisimov	2013-14	Mar. 29 at Carolina	74	73	22	Johnny Gaudreau	2022-23	Apr. 13 vs. Pittsburgh	81	79	21

\*Had 22 goals in 65 games with Columbus before being traded to Buffalo. Finished the season with 27 goals in 79 games.

TGM - Team Game Played... PGM - Player Game Played... TOT - Season Total

## HAT TRICKS

### HAT TRICKS FOR - 46

NO.	GOALS	PLAYER	DATE	OPPONENT	GOALTENDER	RESULT
1.	3	Geoff Sanderson	Feb. 10, 2001	Nashville	Mike Dunham	W, 3-2
2.	3	Deron Quint	Mar. 9, 2001	at Florida	Trevor Kidd	W, 7-6
3.	3	Tyler Wright *	Mar. 16, 2001	at Atlanta	Norm Maracle (2, EN)	W, 3-0
4.	3	Espen Knutsen	Jan. 24, 2002	San Jose	Evgeni Nabokov (2), Miikka Kiprusoff	W, 6-2
5.	3	Tyler Wright	Oct. 27, 2002	Los Angeles	Jamie Storr	W, 5-1
6.	3	Ray Whitney	Feb. 27, 2003	Los Angeles	Jamie Storr (2, EN)	W, 3-1
7.	3	Tyler Wright	Mar. 20, 2003	Toronto	Trevor Kidd	W, 4-3 OT
8.	4	Geoff Sanderson *	Mar. 29, 2003	at Calgary	Roman Turek (3, EN)	W, 6-4
9.	3	David Vyborny	Nov. 7, 2003	Atlanta	Byron Dafoe (2, EN)	W, 4-2
10.	3	Bryan Berard	Jan. 8, 2006	at Phoenix	Curtis Joseph	W, 5-2
11.	3	Rick Nash	Apr. 7, 2006	at Detroit	Manny Legace	L, 6-5 SO
12.	3	Rick Nash	Dec. 31, 2007	Edmonton	Dwayne Roloson (2, EN)	W, 4-2
13.	3	Nikita Filatov	Jan. 10, 2009	Minnesota	Josh Harding	W, 4-2
14.	3	Rick Nash	Jan. 27, 2009	Detroit	Chris Osgood	W, 3-2 OT
15.	3	Rick Nash	Mar. 7, 2009	at Detroit	Chris Osgood	W, 8-2
16.	3	R.J. Umberger	Nov. 30, 2009	St. Louis	Chris Mason (2, EN)	W, 5-2
17.	3	Rick Nash *	Nov. 20, 2010	at San Jose	Antero Niittymaki	W, 3-0
18.	3	Kristian Huselius	Dec. 16, 2010	at Edmonton	Nikolai Khabibulin	L, 3-6
19.	3	Matt Calvert *	Feb. 25, 2011	Phoenix	Ilya Bryzgalov	W, 5-3
20.	3	Jeff Carter	Dec. 22, 2011	at Nashville	Pekka Rinne	L, 5-6
21.	3	Jeff Carter	Feb. 21, 2012	San Jose	Antti Niemi (2), Thomas Greiss	W, 6-3
22.	3	R.J. Umberger	Mar. 23, 2012	Carolina	Cam Ward	W, 5-1
23.	3	Cam Atkinson	Apr. 5, 2012	at Colorado	Semyon Varlamov	W, 5-2
24.	3	Scott Hartnell	Mar. 24, 2015	Anaheim	John Gibson (2, EN)	W, 5-3
25.	3	Cam Atkinson	Mar. 27, 2015	at Chicago	Corey Crawford (2, EN)	W, 5-2
26.	3	Nick Foligno	Apr. 4, 2015	Pittsburgh	Marc-Andre Fleury (2, EN)	W, 5-3
27.	3	Cam Atkinson	Jan. 25, 2016	Montreal	Mike Condon	W, 5-2
28.	3	Nick Foligno	Feb. 25, 2016	New Jersey	Cory Schneider (2), Keith Kinkaid	W, 6-1
29.	3	Brandon Saad *	Apr. 2, 2016	at Carolina	Eddie Lack	W, 5-1
30.	3	Scott Hartnell	Dec. 22, 2016	Pittsburgh	Matt Murray (2), Marc-Andre Fleury	W, 7-1
31.	3	Cam Atkinson	Mar. 15, 2018	at Philadelphia	Petr Mrazek (2, EN)	W, 5-3
32.	3	Artemi Panarin	Mar. 20, 2018	at NY Rangers	Henrik Lundqvist (2, EN)	W, 5-3
33.	3	Thomas Vanek	Mar. 27, 2018	at Edmonton	Cam Talbot (2), Laurent Brossoit	W, 7-3
34.	3	Pierre-Luc Dubois	Mar. 29, 2018	at Calgary	Jon Gillies	W, 5-1
35.	3	Cam Atkinson	Nov. 17, 2018	at Carolina	Scott Darling	W, 4-1
36.	3	Cam Atkinson	Dec. 4, 2018	Calgary	David Rittich, Mike Smith (2)	L, 6-9
37.	3	Boone Jenner	Mar. 12, 2019	Boston	Tuukka Rask (2, EN)	W, 7-4

\* Natural Hat Trick





## HAT TRICKS

### HAT TRICKS FOR - 46

NO.	GOALS	PLAYER	DATE	OPPONENT	GOALTENDER	RESULT
38.	3	Gustav Nyquist	Nov. 29, 2019	Pittsburgh	Tristian Jarry (2, EN)	W, 5-2
39.	3	Zach Werenski	Dec. 31, 2019	Florida	Sergei Bobrovsky	W, 4-1
40.	3	Emil Bemstrom *	May 3, 2021	Nashville	Juuse Saros	OTL, 3-4
41.	3	Patrik Laine	Feb. 17, 2022	at Chicago	Arvid Soderblom (2, EN)	W, 7-4
42.	3	Cole Sillinger	Mar. 13, 2022	Vegas	Logan Thompson	W, 6-3
43.	3	Jack Roslovic	Apr. 9, 2022	at Detroit	Alex Nedeljkovic	OTW, 5-4
44.	3	Kirill Marchenko	Jan. 7, 2023	Carolina	Antti Raanta	4-3, SOW
45.	3	Patrik Laine	Jan. 14, 2023	at Detroit	Ville Husso	4-3, W
46.	3	Eric Robinson	Feb. 28, 2023	at Buffalo	Craig Anderson (2, EN)	5-3, W

### HAT TRICKS AGAINST - 55

NO.	GOALS	PLAYER	DATE	OPPONENT	GOALTENDER	RESULT
1.	3	Bill Guerin	Feb. 4, 2002	Boston	Marc Denis	L, 0-8
2.	3	Marian Gaborik	Mar. 10, 2002	at Minnesota	Ron Tugnutt	L, 0-5
3.	3	Marian Hossa	Nov. 23, 2002	at Ottawa	J.F. Labbe	L, 2-5
4.	3	Pavel Bure	Dec. 3, 2002	at NY Rangers	Marc Denis	L, 3-5
5.	3	Joe Sakic *	Mar. 13, 2003	Colorado	Marc Denis	L, 1-5
6.	3	Peter Bondra	Nov. 29, 2003	Washington	Marc Denis (2), Fred Brathwaite	L, 3-5
7.	3	Bill Guerin	Mar. 3, 2004	at Dallas	Marc Denis	L, 2-4
8.	3	Jason Williams	Oct. 22, 2005	Detroit	Marc Denis	L, 0-6
9.	3	Alexander Frolov *	Nov. 13, 2005	Los Angeles	Martin Prusek (2), Marc Denis	L, 2-8
10.	3	Craig Conroy	Nov. 13, 2005	Los Angeles	Martin Prusek, Marc Denis (2)	L, 2-8
11.	3	Ronald Petrovicky	Dec. 9, 2005	at Atlanta	Pascal Leclaire (2, EN)	L, 2-5
12.	3	Jonathan Cheechoo	Jan. 5, 2006	at San Jose	Marc Denis	L, 3-6
13.	3	Dan Cleary	Dec. 28, 2006	Detroit	Fredrik Norrena	L, 4-7
14.	3	Ryane Clowe	Jan. 6, 2007	at San Jose	Fredrik Norrena	L, 2-5
15.	3	Joe Sakic	Oct. 13, 2007	at Colorado	Pascal Leclaire	L, 1-5
16.	3	Henrik Zetterberg *	Mar. 19, 2008	at Detroit	Fredrik Norrena	L, 1-3
17.	3	Loui Eriksson	Dec. 18, 2008	at Dallas	Pascal Leclaire	L, 5-6 SO
18.	3	Dany Heatley	Oct. 8, 2009	at San Jose	Steve Mason (2), Mathieu Garon	L, 3-6
19.	3	Steve Sullivan	Dec. 14, 2009	Nashville	Steve Mason	L, 3-5
20.	3	Alexandre Burrows	Jan. 5, 2010	at Vancouver	Steve Mason (2), Mathieu Garon	L, 3-7
21.	3	Rene Bourque	Oct. 22, 2010	Calgary	Steve Mason	L, 2-6
22.	3	Ryan Kesler	Dec. 15, 2010	at Vancouver	Mathieu Garon	L, 2-3
23.	3	Anze Kopitar	Mar. 11, 2011	Los Angeles	Steve Mason	L, 2-4
24.	3	Ryan Jones	Dec. 2, 2011	at Edmonton	Curtis Sanford	L, 3-6
25.	3	Corey Perry	Jan. 8, 2012	at Anaheim	Curtis Sanford	L, 4-7
26.	3	Viktor Stalberg	Jan. 10, 2012	at Chicago	Curtis Sanford	L, 2-5
27.	3	Corey Perry	Feb. 12, 2012	Anaheim	Steve Mason	L, 3-5
28.	3	Steve Sullivan	Jan. 23, 2013	at Phoenix	Steve Mason	L, 1-5
29.	3	James Neal	Dec. 29, 2013	Pittsburgh	Curtis McElhinney	L, 3-5
30.	3	Tyler Seguin	Oct. 14, 2014	Dallas	Sergei Bobrovsky (2, EN)	L, 2-4
31.	3	Zach Parise	Jan. 5, 2016	Minnesota	Anton Forsberg (2, EN)	L, 2-4
32.	3	Brock Nelson	Jan. 12, 2016	at NY Islanders	Anton Forsberg (2, EN)	L, 2-5
33.	3	Michael Grabner	Jan. 7, 2017	NY Rangers	Curtis McElhinney	L, 4-5
34.	3	Josh Bailey	Dec. 14, 2017	NY Islanders	Sergei Bobrovsky	W, 6-4
35.	3	Nazem Kadri	Feb. 14, 2018	at Toronto	Joonas Korpisalo	L, 3-6
36.	3	Filip Forsberg	Apr. 7, 2018	at Nashville	Joonas Korpisalo (2, EN)	L, 2-4
37.	3	Christian Fischer	Oct. 23, 2018	Arizona	Sergei Bobrovsky	L, 1-4
38.	3	Cam Fowler	Nov. 4, 2018	at Anaheim	Joonas Korpisalo	L, 2-3 OT
39.	3	Jake Guentzel	Nov. 24, 2018	at Pittsburgh	Joonas Korpisalo	L, 2-4
40.	4	Blake Wheeler	Mar. 3, 2019	Winnipeg	Sergei Bobrovsky (3, EN)	L, 2-5
41.	3	Anthony Duclair	Dec. 14, 2019	at Ottawa	Elvis Merzlikins (2), Joonas Korpisalo	L, 3-4 OT
42.	3	Alex Wennberg	Apr. 3, 2021	at Florida	Elvis Merzlikins (2, EN)	L, 2-5
43.	4	Filip Forsberg	Nov. 30, 2021	Nashville	Elvis Merzlikins (2), Joonas Korpisalo (2)	L, 0-6
44.	3	Sidney Crosby	Jan. 21, 2022	Pittsburgh	Elvis Merzlikins (2, EN)	L, 2-5
45.	3	Sam Reinhart	Jan. 31, 2022	Florida	Elvis Merzlikins	L, 4-8
46.	3	Viktor Arvidsson	Mar. 4, 2022	Los Angeles	Elvis Merzlikins	L, 3-4 OT
47.	3	Anders Lee	Mar. 10, 2022	at NY Islanders	Joonas Korpisalo	L, 0-6
48.	3	David Perron	Mar. 19, 2022	St. Louis	Elvis Merzlikins (1), Joonas Korpisalo (2)	W, 5-4
49.	3	Mikko Rantanen	Nov. 4, 2022	at Colorado	Elvis Merzlikins (2, EN)	3-6, L
50.	5	Tage Thompson	Dec. 7, 2022	Buffalo	Joonas Korpisalo-1, Elvis Merzlikins-4	4-9, L
51.	3	Kirill Kaprizov *	Feb. 26, 2023	at Minnesota	Elvis Merzlikins	2-3, OTL
52.	3	Jordan Kyrou	Mar. 11, 2023	St. Louis	Michael Hutchinson (2, EN)	2-5, L
53.	3	Jack Eichel	Mar. 19, 2023	at Vegas	Daniil Tarasov-2, Michael Hutchinson-1	2-7, L
54.	3	Rafael Harvey-Pinard	Mar. 25, 2023	at Montreal	Elvis Merzlikins	2-8, L
55.	4	Carter Verhaeghe *	Apr. 1, 2023	Florida	Michael Hutchinson	0-7, L

\* Natural Hat Trick



# ALL-TIME STATISTICS

## EXTRA ATTACKER GOALS

GOALS FOR - 94

NO.	DATE	OPPONENT	GOAL SCORER	TIME	PERIOD	RESULT
1.	Oct. 22, 2000	Detroit	Steve Heinze	19:00	3rd	L, 1-2 OT
2.	Jan. 6, 2001	at Vancouver	Chris Nielsen	19:17	3rd	L, 3-4
3.	Feb. 12, 2001	NY Rangers	Steve Heinze	17:43	3rd	L, 3-4
4.	Feb. 16, 2001	at Detroit	Steve Heinze	18:25	3rd	L, 2-4
5.	Oct. 14, 2001	at Chicago	Grant Marshall	16:18	1st	T, 2-2
6.	Nov. 13, 2001	St. Louis	David Vyborny	18:45	3rd	W, 3-2 OT
7.	Jan. 14, 2002	at NY Rangers	Tyler Wright	18:51	3rd	T, 2-2
8.	Dec. 14, 2002	at Detroit	Jody Shelley	1:40	3rd	L, 4-6
9.	Dec. 4, 2003	Nashville	Rick Nash	19:39	3rd	L, 2-4
10.	Jan. 8, 2004	at San Jose	Mark Hartigan	14:11	2nd	W, 3-2 OT
11.	Feb. 21, 2004	at Los Angeles	Rick Nash	18:32	3rd	L, 3-4
12.	Oct. 9, 2005	at Chicago	Jason Chimera	4:31	1st	W, 3-2
13.	Oct. 28, 2005	Minnesota	Adam Foote	19:18	3rd	W, 2-1 SO
14.	Nov. 26, 2005	at St. Louis	Luke Richardson	13:52	2nd	W, 4-3
15.	Dec. 9, 2005	at Atlanta	Nikolai Zherdev	5:16	3rd	L, 2-5
16.	Dec. 26, 2005	Chicago	Nikolai Zherdev	19:36	3rd	W, 4-3 OT
17.	Mar. 4, 2006	at Los Angeles	Nikolai Zherdev	4:35	3rd	L, 2-3
18.	Apr. 7, 2006	at Detroit	Rick Nash	19:27	3rd	L, 5-6 SO
19.	Apr. 11, 2006	at Dallas	Sergei Fedorov	18:26	3rd	L, 2-3
20.	Apr. 18, 2006	Dallas	Mark Hartigan	19:03	3rd	W, 5-4 OT
21.	Oct. 21, 2006	at Pittsburgh	Nikolai Zherdev	15:25	3rd	L, 3-5
22.	Nov. 25, 2006	Minnesota	Sergei Fedorov	14:46	3rd	W, 5-3
23.	Dec. 26, 2006	Boston	Sergei Fedorov	19:37	3rd	W, 5-4 OT
24.	Feb. 20, 2007	at St. Louis	Rick Nash	19:46	3rd	L, 4-5 SO
25.	Feb. 27, 2007	at Colorado	Rick Nash	19:31	3rd	L, 2-3
26.	Mar. 7, 2007	Los Angeles	Geoff Platt	16:34	1st	W, 3-2
27.	Mar. 30, 2007	at Chicago	Jason Chimera	11:56	2nd	L, 1-3
28.	Nov. 4, 2007	St. Louis	Manny Malhotra	15:41	1st	W, 3-0
29.	Mar. 7, 2008	Edmonton	Dan Fritsche	19:59	3rd	L, 1-2 OT
30.	Dec. 7, 2008	at Anaheim	Fredrik Modin	19:14	3rd	L, 3-5
31.	Dec. 18, 2008	at Dallas	Rick Nash	1:34	1st	L, 5-6 OT
32.	Oct. 8, 2009	at San Jose	Raffi Torres	3:35	3rd	L, 3-6
33.	Nov. 1, 2009	at Washington	Raffi Torres	19:37	3rd	W, 5-4 OT
34.	Mar. 9, 2010	at Anaheim	Derek Dorsett	8:55	1st	W, 5-2
35.	Apr. 1, 2010	at Detroit	R.J. Umberger	18:47	3rd	L, 2-3
36.	Nov. 28, 2010	at Detroit	R.J. Umberger	18:29	3rd	L, 2-4
37.	Dec. 6, 2010	Dallas	Rick Nash	19:13	3rd	W, 3-2
38.	Jan. 15, 2011	at Detroit	Rick Nash	18:56	3rd	L, 5-6
39.	Jan. 19, 2011	at Florida	Antoine Vermette	19:07	3rd	W, 3-2
40.	Feb. 8, 2011	at Pittsburgh	Samuel Pahlsson	8:08	2nd	W, 4-1
41.	Feb. 16, 2011	Los Angeles	Kris Russell	18:37	3rd	L, 3-4
42.	Mar. 12, 2011	at Carolina	Derek Mackenzie	18:59	3rd	W, 3-2
43.	Apr. 9, 2011	Buffalo	Kristian Huselius	19:37	3rd	L, 4-5
44.	Dec. 1, 2011	at Calgary	Rick Nash	19:02	3rd	W, 4-3 SO
45.	Feb. 7, 2012	Minnesota	David Savard	8:59	1st	W, 3-1
46.	Feb. 19, 2012	NY Rangers	Rick Nash	18:27	3rd	L, 2-3 OT
47.	Jan. 26, 2013	Chicago	Artem Anisimov	17:41	3rd	L, 2-3
48.	Dec. 9, 2013	at Pittsburgh	Matt Calvert	19:04	3rd	L, 1-2
49.	Mar. 18, 2014	Carolina	Boone Jenner	19:10	3rd	L, 1-3
50.	Jan. 31, 2015	at Tampa Bay	Ryan Johansen	16:34	3rd	L, 1-3
51.	Feb. 9, 2015	Los Angeles	David Savard	18:07	3rd	L, 3-4
52.	Apr. 11, 2015	at NY Islanders	Alexander Wennberg	11:11	3rd	W, 5-4 SO
53.	Apr. 11, 2015	at NY Islanders	Scott Hartnell	18:25	3rd	W, 5-4 SO
54.	Nov. 6, 2015	at Anaheim	Scott Hartnell	19:00	3rd	L, 2-4
55.	Dec. 10, 2015	at Winnipeg	Cam Atkinson	18:16	3rd	L, 4-6
56.	Jan. 2, 2016	Washington	Brandon Saad	18:52	3rd	W, 5-4 SO
57.	Jan. 5, 2016	Minnesota	Nick Foligno	19:44	3rd	L, 2-4
58.	Mar. 22, 2016	Philadelphia	Boone Jenner	18:56	3rd	W, 3-2 SO
59.	Mar. 22, 2016	Philadelphia	Cam Atkinson	19:52	3rd	W, 3-2 SO
60.	Nov. 1, 2016	Dallas	Sam Gagner (PP)	19:44	3rd	W, 3-2 OT
61.	Nov. 21, 2016	Colorado	Cam Atkinson	19:53	3rd	L, 2-3 OT
62.	Nov. 29, 2016	Tampa Bay	Josh Anderson	16:00	2nd	W, 5-1
63.	Mar. 4, 2017	at Ottawa	Sam Gagner (PP)	17:38	3rd	L, 2-3
64.	Oct. 6, 2017	NY Islanders	Ryan Murray	6:57	2nd	W, 5-0
65.	Dec. 14, 2017	NY Islanders	Nick Foligno	17:52	2nd	W, 6-4
66.	Dec. 29, 2017	at Ottawa	Zach Werenski (PP)	19:28	3rd	L, 4-5
67.	Mar. 20, 2018	at NY Rangers	Artemi Panarin	9:28	2nd	W, 5-3
68.	Mar. 31, 2018	at Vancouver	Zach Werenski	18:23	3rd	L, 4-5 OT
69.	Mar. 31, 2018	at Vancouver	Cam Atkinson	18:39	3rd	L, 4-5 OT
70.	Nov. 4, 2018	at Anaheim	Pierre-Luc Dubois	19:28	3rd	L, 2-3, OT
71.	Jan. 29, 2019	Buffalo	Pierre-Luc Dubois	3:17	1st	L, 4-5
72.	Feb. 2, 2019	St. Louis	Pierre-Luc Dubois	17:23	3rd	L, 2-4
73.	Feb. 26, 2019	Pittsburgh	Oliver Bjorkstrand	4:55	2nd	L, 2-5
74.	Mar. 30, 2019	at Nashville	David Savard	15:58	1st	W, 5-2
75.	Dec. 17, 2019	at Detroit	Cam Atkinson	11:02	1st	W, 5-3





## EXTRA ATTACKER GOALS Continued

NO.	DATE	OPPONENT	GOAL SCORER	TIME	PERIOD	RESULT
76.	Dec. 19, 2019	Los Angeles	Boone Jenner	18:17	3rd	W, 3-2 OT
77.	Jan. 4, 2020	San Jose	Zach Werenski	17:24	3rd	L, 2-3
78.	Feb. 7, 2020	Detroit	Zach Werenski	4:57	2nd	W, 2-0
79.	Feb. 13, 2020	at Buffalo	Markus Nutivaara	18:47	3rd	L, 3-4 OT
80.	Feb. 7, 2021	Carolina	Patrik Laine	19:03	3rd	L, 5-6
81.	Mar. 20, 2021	at Carolina	Seth Jones	19:31	3rd	W, 3-2 SO
82.	Mar. 25, 2021	Carolina	Oliver Bjorkstrand	19:44	3rd	L, 3-4 OT
83.	Mar. 30, 2021	at Tampa Bay	David Savard	19:28	2nd	W, 3-1
84.	Apr. 10, 2021	Chicago	Patrik Laine	19:11	3rd	L, 3-4
85.	Dec. 7, 2021	at Toronto	Max Domi	19:59	3rd	L, 4-5
86.	Mar. 5, 2022	Boston	Jakub Voracek	19:57	3rd	L, 4-5 SO
87.	Mar. 7, 2022	Toronto	Patrik Laine	19:12	3rd	L, 4-5
88.	Mar. 11, 2022	Minnesota	Zach Werenski	19:28	3rd	W, 3-2 SO
89.	Mar. 25, 2022	at Winnipeg	Oliver Bjorkstrand	19:46	3rd	L, 3-4 OT
90.	Nov. 4, 2022	at Colorado	Patrik Laine	7:16	2nd	3-6, L
91.	Dec. 19, 2022	Dallas	Kent Johnson	19:45	3rd	1-2, L
92.	Dec. 29, 2022	at NY Islanders	Emil Bemstrom	19:38	3rd	1-2, L
93.	Mar. 11, 2023	St. Louis	Boone Jenner	15:55	3rd	2-5, L
94.	Mar. 21, 2023	at Washington	Boone Jenner	19:13	3rd	7-6, OTW

## EXTRA ATTACKER GOALS

### GOALS AGAINST - 105

NO.	DATE	OPPONENT	GOAL SCORER	TIME	PERIOD	RESULT
1.	Dec. 27, 2000	at New Jersey	Jason Arnott	18:51	3rd	T, 2-2 OT
2.	Feb. 6, 2001	St. Louis	Scott Young	19:51	3rd	T, 2-2 OT
3.	Feb. 17, 2001	Pittsburgh	Robert Lang	19:10	3rd	L, 2-3 OT
4.	Dec. 31, 2001	Anaheim	Oleg Tverdovsky	18:26	3rd	W, 3-1
5.	Jan. 6, 2002	Nashville	Greg Johnson	19:15	3rd	W, 4-3
6.	Jan. 12, 2002	Chicago	Eric Daze	18:48	3rd	W, 5-4
7.	Feb. 28, 2002	Pittsburgh	Alexei Morozov	19:28	3rd	L, 3-4 OT
8.	Mar. 28, 2002	at Vancouver	Henrik Sedin	8:14	1st	L, 3-4 OT
9.	Nov. 17, 2002	at Dallas	Scott Young	18:56	3rd	L, 2-3 OT
10.	Nov. 22, 2002	at Buffalo	Taylor Pyatt	2:35	2nd	L, 4-5
11.	Feb. 21, 2003	at San Jose	Jonathan Cheechoo	16:30	1st	L, 0-6
12.	Apr. 4, 2003	Detroit	Pavel Datsyuk	19:48	3rd	T, 5-5 OT
13.	Nov. 22, 2003	NY Islanders	Oleg Kvasha	19:19	3rd	W, 2-1
14.	Dec. 2, 2003	Anaheim	Vinny Prospal	19:28	3rd	W, 2-1
15.	Jan. 8, 2004	at San Jose	Scott Thornton	19:03	3rd	W, 3-2 OT
16.	Jan. 24, 2004	Chicago	Steve Sullivan	19:19	3rd	W, 4-3
17.	Oct. 26, 2005	Nashville	Adam Hall	19:40	3rd	W, 3-2 OT
18.	Dec. 8, 2005	NY Islanders	Mark Parrish	19:23	3rd	W, 4-3 SO
19.	Jan. 14, 2006	at Florida	Nathan Horton	19:13	3rd	W, 5-4 OT
20.	Mar. 9, 2006	Phoenix	Dave Scatchard	18:13	3rd	W, 5-4
21.	Oct. 7, 2006	at Chicago	Patrick Sharp	15:41	3rd	W, 5-4
22.	Nov. 20, 2006	Nashville	Martin Erat	18:28	2nd	L, 1-3
23.	Dec. 22, 2006	Vancouver	Daniel Sedin	18:45	3rd	W, 3-2
24.	Jan. 6, 2007	at San Jose	Ryane Clowe	5:24	3rd	L, 2-5
25.	Feb. 24, 2007	at NY Rangers	Blair Betts	2:46	1st	W, 3-2
26.	Oct. 17, 2007	Dallas	Brenden Morrow	18:49	3rd	L, 2-3 SO
27.	Jan. 17, 2008	at Phoenix	Martin Hanzal	18:22	3rd	W, 4-3
28.	Nov. 3, 2008	at NY Islanders	Chris Campoli	14:15	2nd	L, 3-4 OT
29.	Nov. 7, 2008	Montreal	Sergei Kostitsyn	19:19	3rd	W, 4-3 SO
30.	Dec. 4, 2008	at San Jose	Joe Thornton	7:41	3rd	L, 2-3
31.	Feb. 24, 2009	at Calgary	Mike Cammalleri	15:12	2nd	L, 1-4
32.	Nov. 5, 2009	at Atlanta	Pavel Kubina	2:06	3rd	W, 4-3
33.	Nov. 26, 2009	at Ottawa	Jason Spezza	18:34	1st	L, 1-2
34.	Jan. 23, 2010	at Minnesota	Robbie Earl	18:52	3rd	L, 2-4
35.	Feb. 4, 2010	Dallas	Brad Richards	19:13	3rd	W, 2-1
36.	Oct. 28, 2010	Edmonton	Taylor Hall	9:57	3rd	W, 3-2 SO
37.	Dec. 31, 2010	Ottawa	Daniel Alfredsson	18:49	3rd	W, 4-3
38.	Mar. 9, 2011	St. Louis	Chris Stewart	6:23	3rd	L, 3-4
39.	Mar. 12, 2011	at Carolina	Tuomo Ruutu	19:25	3rd	W, 3-2
40.	Mar. 22, 2011	at Colorado	Daniel Winnik	19:56	3rd	L, 4-5 SO
41.	Oct. 12, 2011	Colorado	Gabriel Landeskog	19:19	3rd	L, 2-3 SO
42.	Oct. 22, 2011	at Ottawa	Jason Spezza	19:24	3rd	L, 3-4
43.	Dec. 8, 2011	Nashville	Patric Hornqvist	18:24	3rd	L, 3-4 OT
44.	Dec. 8, 2011	Nashville	Sergei Kostitsyn	19:47	3rd	L, 3-4 OT
45.	Jan. 10, 2012	at Chicago	Viktor Stalberg	6:32	3rd	L, 2-5
46.	Mar. 26, 2012	at Detroit	Nicklas Lidstrom	6:17	2nd	L, 2-7
47.	Mar. 19, 2013	Nashville	Mike Fisher	18:46	3rd	W, 4-3



# ALL-TIME STATISTICS

## EXTRA ATTACKER GOALS

### GOALS AGAINST CONTINUED

NO.	DATE	OPPONENT	GOAL SCORER	TIME	PERIOD	RESULT
48.	Dec. 21, 2013	Philadelphia	Wayne Simmons	18:19	3rd	W, 6-3
49.	Jan. 18, 2014	at Buffalo	Tyler Myers	19:35	3rd	W, 4-3 SO
50.	Jan. 21, 2014	Los Angeles	Robyn Regehr	16:30	3rd	W, 5-3
51.	Apr. 9, 2014	at Dallas	Trevor Daley	8:39	3rd	W, 3-1
52.	Dec. 6, 2014	at Tampa Bay	Ondrej Palat	18:47	3rd	W, 3-1
53.	Dec. 9, 2014	Philadelphia	Brayden Schenn	19:04	3rd	W, 3-2 OT
54.	Dec. 13, 2014	Pittsburgh	Kris Letang	19:49	3rd	W, 4-3 SO
55.	Apr. 6, 2015	at NY Rangers	Derek Stepan	19:32	3rd	L, 3-4 OT
56.	Oct. 27, 2015	at New Jersey	Kyle Palmieri (PP)	17:32	3rd	W, 3-1
57.	Nov. 5, 2015	at Los Angeles	Jeff Carter	19:00	3rd	W, 3-2
58.	Dec. 8, 2015	Los Angeles	Jeff Carter	18:33	3rd	L, 2-3 OT
59.	Jan. 5, 2016	Minnesota	Zach Parise	17:22	1st	L, 2-4
60.	Jan. 13, 2016	at Toronto	Brad Boyes	17:33	3rd	W, 3-1
61.	Feb. 22, 2016	at Boston	Loui Eriksson	17:03	3rd	W, 6-4
62.	Mar. 8, 2016	Detroit	Tomas Tatar	15:44	3rd	W, 5-3
63.	Mar. 8, 2016	Detroit	Andreas Athanasiou	16:30	3rd	W, 5-3
64.	Nov. 25, 2016	at Tampa Bay	Ondrej Palat	3:37	3rd	W, 5-3
65.	Dec. 18, 2016	at Vancouver	Jannik Hansen	18:51	3rd	W, 4-3 OT
66.	Dec. 29, 2016	at Winnipeg	Mathieu Perreault (PP)	18:27	3rd	W, 5-3
67.	Jan. 8, 2017	Philadelphia	Brayden Schenn	19:43	3rd	W, 2-1 OT
68.	Jan. 10, 2017	at Carolina	Brock McGinn	13:58	2nd	L, 3-5
69.	Jan. 31, 2017	at NY Rangers	Kevin Klein	18:53	3rd	W, 6-4
70.	Mar. 13, 2017	at Philadelphia	Travis Konecny	14:10	1st	W, 5-3
71.	Oct. 10, 2017	at Carolina	Jeff Skinner	18:35	3rd	W, 2-1 OT
72.	Jan. 7, 2018	Florida	Aleksander Barkov	18:26	3rd	W, 3-2 SO
73.	Jan. 18, 2018	Dallas	Alexander Radulov	17:55	3rd	W, 2-1 SO
74.	Mar. 20, 2018	at NY Rangers	Chris Kreider (PP)	18:08	3rd	W, 5-3
75.	Nov. 3, 2018	at Los Angeles	Alex Iafallo	12:03	1st	L, 1-4
76.	Nov. 26, 2018	at Detroit	Anthony Mantha	17:48	3rd	W, 7-5
77.	Dec. 22, 2018	at Philadelphia	James van Riemsdyk	18:50	3rd	W, 4-3
78.	Jan. 12, 2019	at Washington	Evgeny Kuznetsov	18:54	3rd	W, 2-1 OT
79.	Apr. 5, 2019	at NY Rangers	Pavel Buchnevich	19:53	3rd	W, 3-2 SO
80.	Oct. 7, 2019	Buffalo	Victor Olofsson (PP)	18:46	3rd	W, 4-3 OT
81.	Oct. 16, 2019	Dallas	Miro Heiskanen	18:08	1st	W, 3-2
82.	Oct. 16, 2019	Dallas	Joe Pavelski	19:55	3rd	W, 3-2
83.	Nov. 12, 2019	at Montreal	Tomas Tatar	19:19	3rd	L, 2-3 SO
84.	Nov. 21, 2019	Detroit	Tyler Bertuzzi	16:46	3rd	W, 5-4
85.	Dec. 9, 2019	at Washington	Nicklas Backstrom	17:54	3rd	W, 5-2
86.	Jan. 7, 2020	at Anaheim	Ondrej Kase	19:16	3rd	W, 4-3
87.	Feb. 2, 2020	at Montreal	Shea Weber	18:59	3rd	W, 4-3
88.	Mar. 6, 2020	at Calgary	Matthew Tkachuk	18:17	3rd	L, 2-3 OT
89.	Jan. 18, 2021	at Detroit	Bobby Ryan	19:03	3rd	W, 3-2
90.	Jan. 26, 2021	Florida	Patric Hornqvist	19:57	3rd	L, 3-4 SO
91.	May 7, 2021	Detroit	Danny DeKeyser	14:48	2nd	L, 2-5
92.	Oct. 25, 2021	Dallas	Tyler Seguin	17:41	3rd	W, 4-1
93.	Nov. 3, 2021	at Colorado	JT Compher	16:34	3rd	W, 5-4 OT
94.	Nov. 3, 2021	at Colorado	Bowen Byram	19:08	3rd	W, 5-4 OT
95.	Feb. 8, 2022	at Washington	Tom Wilson	17:34	3rd	W, 5-4
96.	Feb. 22, 2022	Toronto	Jason Spezza	17:54	3rd	W, 4-3 OT
97.	Feb. 24, 2022	at Florida	Sam Bennett	13:41	3rd	W, 6-3
98.	Mar. 19, 2022	St. Louis	David Perron	18:40	3rd	W, 5-4
99.	Mar. 26, 2022	at Minnesota	Kirill Kaprizov	18:57	3rd	L, 2-3 OTL
100.	Apr. 28, 2022	Tampa Bay	Corey Perry	16:54	3rd	W, 5-2
101.	Dec. 2, 2022	at Winnipeg	Pierre-Luc Dubois (PP)	15:30	3rd	4-1, W
102.	Dec. 9, 2022	Calgary	Michael Stone	17:26	3rd	3-1, W
103.	Dec. 17, 2022	at Boston	Taylor Hall	12:41	3rd	2-4, L
104.	Feb. 25, 2023	Edmonton	Zach Hyman	17:04	3rd	6-5, W
105.	Mar. 4, 2023	at Ottawa	Travis Hamonic	2:16	2nd	2-5, L





## PENALTY SHOTS

### PENALTY SHOTS FOR - 44 (16 GOALS)

NO.	DATE	OPPONENT	PLAYER	GOALTENDER	RESULT	TIME	PER.	SCORE
1.	Oct. 15, 2000	at Chicago	David Vyborny	Robbie Tallas	Goal	7:16	2nd	L, 1-2
2.	Nov. 9, 2000	San Jose	Robert Kron	Steve Shields	Unsuccessful	5:34	1st	W, 5-2
3.	Mar. 19, 2001	Nashville	David Vyborny	Tomas Vokoun	Goal	18:01	3rd	L, 1-2
4.	Mar. 14, 2002	Vancouver	Mike Sillinger	Dan Cloutier	Unsuccessful	11:38	3rd	L, 1-5
5.	Mar. 25, 2003	at Los Angeles	Andrej Nedorost	Cristobal Huet	Unsuccessful	16:09	2nd	W, 2-1 OT
6.	Feb. 2, 2004	at Phoenix	David Vyborny	Brian Boucher	Goal	1:23	2nd	T, 3-3
7.	Dec. 17, 2005	at Nashville	David Vyborny	Tomas Vokoun	Goal	14:50	3rd	L, 7-3
8.	Jan. 21, 2006	at Nashville	Trevor Letowski	Tomas Vokoun	Unsuccessful	0:28	3rd	L, 7-2
9.	Feb. 6, 2006	at Vancouver	Rick Nash	Alex Auld	Unsuccessful	13:09	2nd	L, 4-7
10.	Mar. 15, 2006	at Chicago	Dan Fritsche	Nikolai Khabibulin	Unsuccessful	6:06	2nd	L, 2-3
11.	Dec. 31, 2006	Chicago	Rick Nash	Nikolai Khabibulin	Unsuccessful	19:54	2nd	W, 3-1
12.	Oct. 19, 2007	at Buffalo	Rick Nash	Ryan Miller	Unsuccessful	12:08	2nd	W, 3-0
13.	Nov. 26, 2007	at Edmonton	Rick Nash	Dwayne Roloson	Unsuccessful	14:04	1st	L, 1-3
14.	Feb. 8, 2008	at San Jose	Rick Nash	Evgeni Nabokov	Unsuccessful	13:03	2nd	L, 2-1 OT
15.	Jan. 2, 2009	at Colorado	Rick Nash	Peter Budaj	Goal	12:33	2nd	W, 6-1
16.	Apr. 8, 2009	at Chicago	Rick Nash	Nikolai Khabibulin	Unsuccessful	8:59	1st	W, 4-3 SO
17.	Oct. 25, 2009	at Los Angeles	Rick Nash	Jonathan Quick	Unsuccessful	13:15	1st	L, 2-6
18.	Mar. 25, 2010	Chicago	Jakub Voracek	Cristobal Huet	Goal	11:02	2nd	W, 8-3
19.	Nov. 26, 2010	Detroit	Jared Boll	Jimmy Howard	Unsuccessful	8:53	2nd	L, 1-2
20.	Feb. 25, 2011	Phoenix	R.J. Umberger	Ilya Bryzgalov	Unsuccessful	3:19	1st	W, 5-3
21.	Mar. 3, 2011	at Edmonton	R.J. Umberger	Devan Dubnyk	Unsuccessful	10:15	1st	L, 2-4
22.	Mar. 4, 2011	at Calgary	Matt Calvert	Miikka Kiprusoff	Unsuccessful	12:02	2nd	L, 3-4
23.	Mar. 4, 2011	at Calgary	Antoine Vermette	Miikka Kiprusoff	Unsuccessful	9:25	3rd	L, 3-4
24.	Oct. 10, 2011	Vancouver	Maksim Mayorov	Cory Schneider	Unsuccessful	19:09	3rd	L, 2-3
25.	Mar. 25, 2012	Edmonton	Rick Nash	Devan Dubnyk	Goal	7:42	2nd	L, 3-6
26.	Jan. 11, 2014	at Winnipeg	Boone Jenner	Ondrej Pavelec	Goal	9:07	2nd	W, 6-3
27.	Dec. 13, 2014	Pittsburgh	Boone Jenner	Thomas Greiss	Goal	12:05	3rd	W, 4-3 SO
28.	Mar. 3, 2015	Washington	Scott Hartnell	Braden Holtby	Unsuccessful	8:47	2nd	L, 3-5
29.	Mar. 31, 2015	New Jersey	Brandon Dubinsky	Cory Schneider	Goal	4:40	2nd	W, 3-2 OT
30.	Feb. 16, 2016	Boston	Alexander Wennberg	Tuukka Rask	Goal	9:54	1st	L, 2-1 OT
31.	Oct. 22, 2016	at Dallas	Cam Atkinson	Kari Lehtonen	Unsuccessful	9:39	3rd	W, 3-0
32.	Feb. 26, 2017	at NY Rangers	Brandon Saad	Henrik Lundqvist	Unsuccessful	19:07	1st	W, 5-2
33.	Mar. 19, 2017	at New Jersey	Lukas Sedlak	Cory Schneider	Goal	6:32	1st	W, 4-1
34.	Mar. 19, 2017	at New Jersey	Brandon Dubinsky	Cory Schneider	Goal	6:28	2nd	W, 4-1
35.	Nov. 11, 2017	at Detroit	Josh Anderson	Jimmy Howard	Unsuccessful	19:17	1st	W, 2-1 SO
36.	Dec. 20, 2018	New Jersey	Cam Atkinson	Mackenzie Blackwood	Goal	1:15	2nd	W, 2-1
37.	Mar. 30, 2019	at Nashville	Cam Atkinson	Juuse Saros	Unsuccessful	15:13	3rd	W, 5-2
38.	Oct. 21, 2019	at Toronto	Gustav Nyquist	Frederik Andersen	Goal	1:57	OT	W, 4-3 OT
39.	Jan. 18, 2021	at Detroit	Seth Jones	Thomas Greiss	Unsuccessful	9:36	1st	W, 3-2
40.	Feb. 8, 2021	Carolina	Cam Atkinson	Alex Nedeljkovic	Goal	10:38	2nd	W, 3-2
41.	Feb. 23, 2021	Chicago	Oliver Bjorkstrand	Kevin Lankinen	Unsuccessful	3:36	2nd	L, 5-6 SO
42.	Mar. 13, 2021	Dallas	Emil Bemstrom	Jake Oettinger	Unsuccessful	9:02	3rd	W, 4-3 OT
43.	Dec. 7, 2022	Buffalo	Gustav Nyquist	Ukko-Pekka Luukkonen	Unsuccessful	1:15	2nd	4-9, L
44.	Jan. 23, 2023	at Calgary	Johnny Gaudreau	Dan Vladar	Unsuccessful	5:14	1st	3-4, OTL

### PENALTY SHOTS AGAINST - 34 (27 SAVES)

NO.	DATE	OPPONENT	PLAYER	GOALTENDER	RESULT	TIME	PER.	SCORE
1.	Feb. 28, 2001	Phoenix	Jeremy Roenick	Marc Denis	Unsuccessful	17:06	2nd	W, 5-2
2.	Dec. 12, 2001	at Colorado	Shjon Podein	Marc Denis	Unsuccessful	13:42	2nd	L, 1-5
3.	Jan. 14, 2002	at NY Rangers	Manny Malhotra	Marc Denis	Unsuccessful	3:07	2nd	T, 2-2
4.	Apr. 12, 2002	Atlanta	Tony Hrkac	Marc Denis	Goal	16:23	3rd	W, 5-4 OT
5.	Jan. 23, 2003	at Colorado	Dean McAmmond	Marc Denis	Unsuccessful	7:52	1st	L, 0-5
6.	Dec. 16, 2003	at St. Louis	Pavol Demitra	Marc Denis	Unsuccessful	18:12	2nd	L, 1-2 OT
7.	Feb. 23, 2004	at San Jose	Jonathan Cheechoo	Pascal Leclaire	Goal	0:32	3rd	L, 2-4
8.	Feb. 28, 2004	Colorado	Paul Kariya	Marc Denis	Unsuccessful	10:27	2nd	W, 5-4 OT
9.	Dec. 23, 2005	Nashville	Steve Sullivan	Marc Denis	Unsuccessful	9:07	2nd	L, 4-5
10.	Mar. 5, 2006	at Anaheim	Scott Niedermayer	Pascal Leclaire	Unsuccessful	12:14	3rd	W, 3-2 SO
11.	Oct. 21, 2006	at Pittsburgh	Jordan Staal	Fredrik Norrena	Goal	7:49	3rd	L, 3-5
12.	Dec. 10, 2006	Ottawa	Peter Schaefer	Pascal Leclaire	Unsuccessful	3:55	2nd	W, 6-2
13.	Jan. 5, 2007	at Anaheim	Teemu Selanne	Fredrik Norrena	Unsuccessful	19:39	3rd	W, 4-3
14.	Jan. 26, 2007	Buffalo	Daniel Paille	Fredrik Norrena	Unsuccessful	19:42	2nd	W, 3-2
15.	Dec. 10, 2007	Anaheim	Samuel Pahlsson	Pascal Leclaire	Goal	18:44	2nd	L, 3-4 OT
16.	Mar. 9, 2008	Tampa Bay	Vincent Lecavalier	Pascal Leclaire	Goal	17:37	2nd	W, 5-3
17.	Mar. 30, 2007	at Chicago	Duncan Keith	Brian Boucher	Unsuccessful	9:39	3rd	L, 1-3
18.	Dec. 6, 2008	at Los Angeles	Patrick O'Sullivan	Steve Mason	Unsuccessful	6:43	2nd	L, 0-3
19.	Oct. 8, 2009	at San Jose	Dany Heatley	Mathieu Garon	Goal	7:08	3rd	L, 3-6
20.	Apr. 9, 2010	Detroit	Darren Helm	Steve Mason	Unsuccessful	7:26	3rd	L, 0-1 SO
21.	Dec. 26, 2010	at Chicago	Jack Skille	Mathieu Garon	Unsuccessful	16:44	2nd	L, 1-4
22.	Jan. 29, 2013	at Minnesota	Pierre-Marc Bouchard	Steve Mason	Unsuccessful	15:49	3rd	L, 2-3
23.	Nov. 22, 2013	at Vancouver	Jannik Hansen	Sergei Bobrovsky	Unsuccessful	16:33	3rd	L, 2-6
24.	Mar. 20, 2014	at Montreal	Lars Eller	Sergei Bobrovsky	Unsuccessful	3:21	3rd	W, 3-2
25.	Oct. 18, 2014	at Ottawa	Mike Hoffman	Curtis McElhinney	Unsuccessful	11:56	1st	L, 2-3
26.	Nov. 8, 2014	Tampa Bay	Nikita Kucherov	Anton Forsberg	Unsuccessful	16:10	1st	L, 4-7
27.	Jan. 19, 2015	at Minnesota	Zach Parise	Sergei Bobrovsky	Unsuccessful	9:02	2nd	W, 3-1
28.	Oct. 10, 2015	at NY Rangers	Rick Nash	Sergei Bobrovsky	Unsuccessful	17:09	1st	L, 5-2



# ALL-TIME STATISTICS

## PENALTY SHOTS CONTINUED

PENALTY SHOTS AGAINST - 34 (27 SAVES)

NO.	DATE	OPPONENT	PLAYER	GOALTENDER	RESULT	TIME	PER.	SCORE
28.	Oct. 10, 2015	at NY Rangers	Rick Nash	Sergei Bobrovsky	Unsuccessful	17:09	1st	L, 5-2
29.	Nov. 19, 2015	at Ottawa	Mike Hoffman	Curtis McElhinney	Unsuccessful	14:09	1st	L, 1-4
30.	Jan. 20, 2016	Washington	Alex Ovechkin	Sergei Bobrovsky	Unsuccessful	10:40	3rd	L, 3-6
31.	Dec. 18, 2017	at Boston	Tim Schaller	Sergei Bobrovsky	Unsuccessful	13:06	3rd	L, 2-7
32.	Nov. 3, 2018	at Los Angeles	Dustin Brown	Sergei Bobrovsky	Goal	8:43	3rd	L, 1-4
33.	Apr. 19, 2021	at Florida	Frank Vatrano	Elvis Merzlikins	Unsuccessful	12:30	3rd	L, 2-4
34.	Dec. 6, 2022	at Pittsburgh	Teddy Blueger	Elvis Merzlikins	Unsuccessful	14:13	2nd	1-4, L

## SHUTOUTS FOR - 107

NO.	DATE	OPPONENT	GOALTENDER	SAVES	SCORE
1.	Dec. 18, 2000	at Montreal	Ron Tugnutt	27	2-0
2.	Jan. 15, 2001	Minnesota	Ron Tugnutt	31	3-0
3.	Mar. 14, 2001	Calgary	Ron Tugnutt	30	3-0
4.	Mar. 16, 2001	at Atlanta	Ron Tugnutt	34	3-0
5.	Nov. 27, 2001	Phoenix	Ron Tugnutt	26	3-0
6.	Jan. 16, 2002	NY Rangers	Marc Denis	31	2-0
7.	Mar. 2, 2002	at Los Angeles	Ron Tugnutt	30	2-0
8.	Dec. 19, 2002	Calgary	Marc Denis	29	3-0
9.	Jan. 4, 2003	Phoenix	Marc Denis	23	2-0
10.	Feb. 12, 2003	San Jose	Marc Denis	38	1-0
11.	Mar. 15, 2003	Minnesota	Marc Denis	24	5-0
12.	Apr. 2, 2003	Minnesota	Marc Denis	27	3-0
13.	Oct. 11, 2003	NY Rangers	Marc Denis	25	5-0
14.	Nov. 20, 2003	Detroit	Marc Denis	25	3-0
15.	Jan. 2, 2004	at Tampa Bay	Marc Denis	37	2-0
16.	Mar. 2, 2004	at Carolina	Marc Denis	25	3-0
17.	Mar. 24, 2004	Minnesota	Marc Denis	20	2-0
18.	Dec. 28, 2005	Anaheim	Marc Denis	40	1-0
19.	Oct. 27, 2006	Los Angeles	Pascal Leclaire	38	2-0
20.	Dec. 2, 2006	at Edmonton	Fredrik Norrena	21	4-0
21.	Dec. 5, 2006	at Colorado	Fredrik Norrena	42	3-0
22.	Feb. 16, 2007	San Jose	Fredrik Norrena	29	3-0
23.	Oct. 5, 2007	Anaheim	Pascal Leclaire	28	4-0
24.	Oct. 10, 2007	Phoenix	Pascal Leclaire	32	3-0
25.	Oct. 19, 2007	at Buffalo	Pascal Leclaire	21	3-0
26.	Oct. 25, 2007	St. Louis	Pascal Leclaire	36	3-0
27.	Nov. 4, 2007	St. Louis	Pascal Leclaire	21	3-0
28.	Nov. 23, 2007	at Minnesota	Pascal Leclaire	32	4-0
29.	Dec. 26, 2007	Atlanta	Pascal Leclaire	21	2-0
30.	Jan. 24, 2008	at Chicago	Pascal Leclaire	30	1-0
31.	Feb. 23, 2008	at Montreal	Pascal Leclaire	31	3-0
32.	Mar. 18, 2008	Calgary	Fredrik Norrena	18	3-0
33.	Mar. 26, 2008	Chicago	Fredrik Norrena	17	4-0
34.	Nov. 22, 2008	at Atlanta	Steve Mason	15	2-0
35.	Nov. 29, 2008	Washington	Steve Mason	26	3-0
36.	Dec. 27, 2008	Philadelphia	Steve Mason	20	3-0
37.	Dec. 29, 2008	at Los Angeles	Steve Mason	24	2-0
38.	Dec. 31, 2008	at Anaheim	Steve Mason	27	2-0
39.	Jan. 9, 2009	at Washington	Steve Mason	45	3-0
40.	Jan. 30, 2009	Ottawa	Steve Mason	17	1-0
41.	Feb. 10, 2009	Colorado	Daniel LaCosta	31	3-0
42.	Feb. 26, 2009	at Edmonton	Steve Mason	19	1-0
43.	Mar. 10, 2009	Boston	Steve Mason	35	2-0
44.	Mar. 26, 2009	Calgary	Steve Mason	33	5-0
45.	Oct. 10, 2009	at Phoenix	Mathieu Garon	36	2-0
46.	Dec. 9, 2009	Florida	Steve Mason	32	3-0
47.	Dec. 28, 2009	Detroit	Steve Mason	34	1-0 OT
48.	Jan. 10, 2010	Dallas	Mathieu Garon	26	2-0
49.	Feb. 6, 2010	Buffalo	Steve Mason	28	4-0
50.	Feb. 10, 2010	San Jose	Steve Mason	40	3-0
51.	Apr. 9, 2010	Detroit	Steve Mason	45	0-1 SO
52.	Nov. 2, 2010	Montreal	Mathieu Garon	29	3-0
53.	Nov. 4, 2010	at Atlanta	Mathieu Garon	25	3-0
54.	Nov. 20, 2010	at San Jose	Mathieu Garon	35	3-0
55.	Nov. 22, 2010	Nashville	Steve Mason	27	2-0
56.	Feb. 4, 2011	at Detroit	Steve Mason	34	3-0
57.	Feb. 22, 2011	Nashville	Steve Mason	20	4-0
58.	Jan. 7, 2012	at Los Angeles	Curtis Sanford	31	1-0
59.	Mar. 1, 2012	at Colorado	Steve Mason	33	2-0
60.	Mar. 9, 2012	Detroit	Sergei Bobrovsky	30	3-0
61.	Mar. 16, 2013	Phoenix	Sergei Bobrovsky	39	1-0 SO
62.	Mar. 26, 2013	at Vancouver	Sergei Bobrovsky	34	0-1 SO
63.	Apr. 9, 2013	San Jose	Sergei Bobrovsky	30	4-0
64.	Nov. 25, 2013	at Toronto	Sergei Bobrovsky	18	6-0
65.	Dec. 3, 2013	Tampa Bay	Bobrovsky/McElhinney	26	1-0
66.	Dec. 6, 2013	Minnesota	Curtis McElhinney	20	4-0
67.	Jan. 2, 2014	at Phoenix	Curtis McElhinney	34	2-0
68.	Jan. 10, 2014	Carolina	Sergei Bobrovsky	36	3-0
69.	Mar. 8, 2014	at Nashville	Sergei Bobrovsky	28	1-0
70.	Apr. 3, 2014	at Philadelphia	Sergei Bobrovsky	37	2-0
71.	Apr. 6, 2014	NY Islanders	Sergei Bobrovsky	31	4-0
72.	Dec. 16, 2014	at Detroit	Sergei Bobrovsky	30	1-0 SO
73.	Apr. 8, 2015	Toronto	Sergei Bobrovsky	35	5-0
74.	Nov. 20, 2015	Nashville	Sergei Bobrovsky	39	4-0
75.	Oct. 22, 2016	at Dallas	Sergei Bobrovsky	32	3-0
76.	Oct. 28, 2016	at Anaheim	Sergei Bobrovsky	35	4-0
77.	Nov. 4, 2016	Montreal	Sergei Bobrovsky	30	10-0
78.	Feb. 25, 2017	NY Islanders	Joonas Korpisalo	24	7-0
79.	Mar. 2, 2017	Minnesota	Sergei Bobrovsky	38	1-0
80.	Mar. 5, 2017	at New Jersey	Sergei Bobrovsky	20	3-0
81.	Mar. 7, 2017	New Jersey	Sergei Bobrovsky	33	2-0
82.	Mar. 25, 2017	Philadelphia	Sergei Bobrovsky	36	1-0
83.	Oct. 6, 2017	NY Islanders	Sergei Bobrovsky	29	5-0
84.	Nov. 17, 2017	NY Rangers	Sergei Bobrovsky	36	2-0
85.	Nov. 22, 2017	Calgary	Sergei Bobrovsky	22	1-0 OT
86.	Dec. 9, 2017	Arizona	Sergei Bobrovsky	35	1-0
87.	Mar. 22, 2018	Florida	Sergei Bobrovsky	33	4-0
88.	Dec. 17, 2018	Vegas	Sergei Bobrovsky	28	1-0
89.	Dec. 23, 2018	at New Jersey	Sergei Bobrovsky	39	3-0
90.	Feb. 12, 2019	Washington	Sergei Bobrovsky	20	3-0
91.	Feb. 22, 2019	at Ottawa	Sergei Bobrovsky	22	3-0
92.	Feb. 23, 2019	San Jose	Sergei Bobrovsky	26	4-0
93.	Mar. 15, 2019	Carolina	Sergei Bobrovsky	46	3-0
94.	Mar. 24, 2019	at Vancouver	Sergei Bobrovsky	21	5-0
95.	Mar. 26, 2019	NY Islanders	Sergei Bobrovsky	26	4-0
96.	Mar. 31, 2019	at Buffalo	Sergei Bobrovsky	38	4-0
97.	Nov. 25, 2019	Ottawa	Joonas Korpisalo	25	1-0
98.	Dec. 16, 2019	Washington	Joonas Korpisalo	30	3-0
99.	Jan. 11, 2020	at Vegas	Elvis Merzlikins	27	3-0
100.	Jan. 14, 2020	Boston	Elvis Merzlikins	34	3-0
101.	Jan. 18, 2020	New Jersey	Elvis Merzlikins	41	5-0
102.	Feb. 4, 2020	Florida	Elvis Merzlikins	32	1-0 OT
103.	Feb. 7, 2020	Detroit	Elvis Merzlikins	16	2-0
104.	Feb. 18, 2021	Nashville	Elvis Merzlikins	32	3-0
105.	Apr. 27, 2021	Detroit	Elvis Merzlikins	41	1-0 SO
106.	Nov. 24, 2021	Winnipeg	Elvis Merzlikins	36	3-0
107.	Jan. 13, 2022	at Carolina	Elvis Merzlikins	31	6-0





## SHUTOUTS AGAINST - 142

NO.	DATE	OPPONENT	GOALTENDER	SAVES	SCORE	NO.	DATE	OPPONENT	GOALTENDER	SAVES	SCORE
1.	Nov. 1, 2000	at Dallas	Ed Belfour	14	0-4	72.	Jan. 14, 2010	at Chicago	Cristobal Huet	24	0-3
2.	Nov. 17, 2000	Florida	Trevor Kidd	30	0-3	73.	Mar. 8, 2010	at Los Angeles	Jonathan Quick	11	0-6
3.	Nov. 24, 2000	at Dallas	Ed Belfour	23	0-3	74.	Mar. 20, 2010	at Nashville	Pekka Rinne	33	0-1 OT
4.	Dec. 3, 2000	at Chicago	Jocelyn Thibault	29	0-5	75.	Apr. 9, 2010	Detroit	Jimmy Howard	22	0-1 SO
5.	Dec. 26, 2000	at St. Louis	Brent Johnson	24	0-5	76.	Dec. 3, 2010	at Buffalo	Ryan Miller	19	0-5
6.	Mar. 27, 2001	at Calgary	Fred Brathwaite	19	0-3	77.	Jan. 7, 2011	at Anaheim	Jonas Hiller	27	0-6
7.	Mar. 29, 2001	at Los Angeles	Felix Potvin	27	0-3	78.	Mar. 17, 2011	Detroit	Joey MacDonald	37	0-2
8.	Oct. 20, 2001	Colorado	Patrick Roy	24	0-5	79.	Mar. 20, 2011	New Jersey	Martin Brodeur	13	0-3
9.	Oct. 27, 2001	at San Jose	Evgeni Nabokov	16	0-2	80.	Mar. 24, 2011	at Phoenix	Ilya Bryzgalov	28	0-3
10.	Nov. 9, 2001	Edmonton	Tommy Salo	23	0-3	81.	Apr. 5, 2011	at Dallas	Kari Lehtonen	23	0-3
11.	Nov. 21, 2001	Detroit	Manny Legace	38	0-1 OT	82.	Jan. 19, 2012	Nashville	Pekka Rinne	38	0-3
12.	Dec. 5, 2001	at Florida	Roberto Luongo	23	0-2	83.	Jan. 31, 2012	at San Jose	Antti Niemi	30	0-6
13.	Dec. 6, 2001	at Tampa Bay	Nikolai Khabibulin	27	0-1	84.	Feb. 24, 2012	Colorado	Semyon Varlamov	28	0-5
14.	Dec. 8, 2001	Colorado	Patrick Roy	26	0-2	85.	Mar. 14, 2012	at Edmonton	Devan Dubnyk	22	0-3
15.	Feb. 4, 2002	Boston	John Grahame	30	0-8	86.	Apr. 3, 2012	at Phoenix	Mike Smith	54	0-2
16.	Feb. 9, 2002	Nashville	Tomas Vokoun	25	0-1 OT	87.	Jan. 24, 2013	at Colorado	Semyon Varlamov	33	0-4
17.	Mar. 10, 2002	at Minnesota	Dwayne Roloson	14	0-5	88.	Feb. 24, 2013	at Chicago	Corey Crawford	28	0-1
18.	Apr. 14, 2002	at Chicago	Jocelyn Thibault	28	0-2	89.	Mar. 16, 2013	Phoenix	Mike Smith	23	1-0 SO
19.	Dec. 23, 2002	Detroit	Curtis Joseph	33	0-1	90.	Mar. 26, 2013	at Vancouver	Cory Schneider	17	0-1 SO
20.	Jan. 23, 2003	at Colorado	Patrick Roy	18	0-5	91.	Apr. 7, 2013	Minnesota	Niklas Backstrom	24	0-3
21.	Feb. 19, 2003	at Anaheim	J-S Giguere	26	0-2	92.	Nov. 2, 2013	Pittsburgh	Jeff Zatkoff	19	0-3
22.	Feb. 21, 2003	at San Jose	Evgeni Nabokov	29	0-6	93.	Nov. 19, 2013	at Edmonton	Devan Dubnyk	14	0-7
23.	Feb. 25, 2003	at Nashville	Tomas Vokoun	19	0-5	94.	Nov. 27, 2013	Nashville	Marek Mazanec	19	0-4
24.	Mar. 11, 2003	Dallas	Ron Tugnutt	25	0-2	95.	Mar. 23, 2014	at NY Islanders	Evgeni Nabokov	41	0-2
25.	Mar. 24, 2003	at Anaheim	J-S Giguere	29	0-5	96.	Nov. 18, 2014	Detroit	Jimmy Howard	28	0-5
26.	Mar. 28, 2003	at Edmonton	Jussi Markkanen	26	0-4	97.	Nov. 28, 2014	Vancouver	Ryan Miller	31	0-5
27.	Apr. 1, 2003	at Philadelphia	Roman Cechmanek	10	0-4	98.	Dec. 16, 2014	at Detroit	Jimmy Howard	29	1-0 SO
28.	Oct. 23, 2003	Tampa Bay	John Grahame	20	0-1	99.	Jan. 21, 2015	at Winnipeg	Michael Hutchinson	29	0-4
29.	Nov. 1, 2003	at Calgary	Jamie McLennan	15	0-3	100.	Feb. 28, 2015	New Jersey	Cory Schneider	33	0-2
30.	Nov. 14, 2003	Boston	Felix Potvin	24	0-4	101.	Mar. 7, 2015	Colorado	Semyon Varlamov	44	0-4
31.	Dec. 31, 2003	San Jose	Evgeni Nabokov	26	0-1	102.	Oct. 22, 2015	NY Islanders	Jaroslav Halak	37	0-4
32.	Jan. 3, 2004	at Florida	Roberto Luongo	42	0-1	103.	Nov. 19, 2015	at Ottawa	Craig Anderson	25	0-3
33.	Jan. 6, 2004	at Colorado	David Aebischer	35	0-6	104.	Feb. 19, 2016	Buffalo	Robin Lehner	38	0-4
34.	Jan. 22, 2004	at Chicago	Craig Anderson	30	0-7	105.	Mar. 5, 2016	at Philadelphia	Steve Mason	19	0-6
35.	Feb. 4, 2004	at Dallas	Marty Turco	18	0-1	106.	Mar. 13, 2016	Tampa Bay	Ben Bishop	37	0-4
36.	Mar. 6, 2004	Vancouver	Johan Hedberg	32	0-4	107.	Nov. 23, 2016	Calgary	Chad Johnson	34	0-2
37.	Mar. 18, 2004	at Calgary	Miikka Kiprusoff	23	0-2	108.	Jan. 5, 2017	at Washington	Braden Holtby	29	0-5
38.	Mar. 29, 2004	at Buffalo	Martin Biron	23	0-6	109.	Jan. 19, 2017	Ottawa	Mike Condon	42	0-2
39.	Oct. 22, 2005	Detroit	Manny Legace	17	0-6	110.	Feb. 9, 2017	Vancouver	Ryan Miller	33	0-3
40.	Nov. 16, 2005	St. Louis	Curtis Sanford	36	0-2	111.	Feb. 28, 2017	at Montreal	Carey Price	26	0-1 OT
41.	Nov. 25, 2005	Colorado	David Aebischer	35	0-5	112.	Oct. 19, 2017	Tampa Bay	Andrei Vasilevskiy	43	0-2
42.	Jan. 18, 2006	Detroit	Chris Osgood	26	0-4	113.	Dec. 31, 2017	Tampa Bay	Andrei Vasilevskiy	21	0-5
43.	Mar. 2, 2006	at Colorado	David Aebischer	24	0-1	114.	Jan. 4, 2018	at Colorado	Jonathan Bernier	34	0-2
44.	Oct. 14, 2006	at Minnesota	Manny Fernandez	24	0-5	115.	Dec. 8, 2018	Washington	Braden Holtby	28	0-4
45.	Oct. 23, 2006	San Jose	Vesa Toskala	23	0-3	116.	Jan. 8, 2019	at Tampa Bay	Andrei Vasilevskiy	31	0-4
46.	Oct. 28, 2006	at New Jersey	Martin Brodeur	22	0-1	117.	Feb. 14, 2019	NY Islanders	Thomas Greiss	31	0-3
47.	Nov. 12, 2006	at Chicago	Brian Boucher	28	0-1	118.	Mar. 2, 2019	Edmonton	Mikko Koskinen	30	0-4
48.	Nov. 17, 2006	Colorado	Peter Budaj	25	0-3	119.	Mar. 7, 2019	at Pittsburgh	Matt Murray	25	0-3
49.	Nov. 28, 2006	at Vancouver	Roberto Luongo	24	0-1	120.	Mar. 11, 2019	at NY Islanders	Thomas Greiss	31	0-2
50.	Dec. 20, 2006	at Detroit	Dominik Hasek	27	0-5	121.	Nov. 2, 2019	Calgary	David Rittich	30	0-3
51.	Dec. 23, 2006	at NY Islanders	Rick DiPietro	26	0-4	122.	Nov. 30, 2019	at NY Islanders	T. Greiss/S. Varlamov	9/30	0-2
52.	Jan. 3, 2007	at Los Angeles	Mathieu Garon	26	0-3	123.	Dec. 12, 2019	at Pittsburgh	Tristan Jarry	17	0-1 OT
53.	Jan. 12, 2007	at Nashville	Tomas Vokoun	22	0-2	124.	Feb. 28, 2020	Minnesota	Alex Stalock	24	0-5
54.	Jan. 18, 2007	at Nashville	Chris Mason	33	0-4	125.	Feb. 25, 2021	Chicago	Malcolm Subban	26	0-2
55.	Feb. 6, 2007	Phoenix	Curtis Joseph	28	0-3	126.	Mar. 6, 2021	at Dallas	Jake Oettinger	21	0-5
56.	Feb. 22, 2007	Edmonton	Dwayne Roloson	28	0-4	127.	Mar. 22, 2021	Carolina	Alex Nedeljkovic	19	0-3
57.	Mar. 9, 2007	Dallas	Marty Turco	30	0-3	128.	Apr. 4, 2021	at Florida	Chris Driedger	32	0-3
58.	Mar. 16, 2007	at San Jose	Vesa Toskala	35	0-3	129.	Apr. 27, 2021	Detroit	Thomas Greiss	33	1-0 SO
59.	Apr. 3, 2007	at Detroit	Dominik Hasek	35	0-3	130.	Oct. 29, 2021	at NY Rangers	Igor Shesterkin	31	0-4
60.	Nov. 29, 2007	at Vancouver	Roberto Luongo	26	0-2	131.	Nov. 30, 2021	at Nashville	Juuse Saros	27	0-6
61.	Dec. 15, 2007	at Boston	Alexander Auld	32	0-2	132.	Jan. 26, 2022	Calgary	Jacob Markstrom	23	0-6
62.	Mar. 4, 2008	at Calgary	Miikka Kiprusoff	39	0-1	133.	Feb. 25, 2022	at Carolina	Frederik Andersen	19	0-4
63.	Mar. 25, 2008	at Nashville	Dan Ellis	36	0-3	134.	Mar. 10, 2022	at NY Islanders	Ilya Sorokin	25	0-6
64.	Mar. 28, 2008	Nashville	Dan Ellis	43	0-2	135.	Oct. 28, 2022	Boston	Linus Ullmark	30	0-4
65.	Apr. 5, 2008	at St. Louis	Manny Legace	25	0-3	136.	Dec. 13, 2022	at Florida	Sergei Bobrovsky	22	0-4
66.	Dec. 6, 2008	at Los Angeles	Jason LaBarbera	23	0-3	137.	Jan. 3, 2023	at Ottawa	Anton Forsberg	22	0-4
67.	Dec. 20, 2008	at Phoenix	Ilya Bryzgalov	33	0-2	138.	Jan. 8, 2023	at Washington	Darcy Kuemper	38	0-1
68.	Dec. 23, 2008	Los Angeles	Jonathan Quick	24	0-3	139.	Feb. 10, 2023	Toronto	Ilya Samsonov	30	0-3
69.	Jan. 6, 2009	at Detroit	Ty Conklin	23	0-3	140.	Feb. 23, 2023	Minnesota	Marc-Andre Fleury	30	0-2
70.	Mar. 15, 2009	Detroit	Chris Osgood	23	0-4	141.	Apr. 1, 2023	Florida	Alex Lyon	21	0-7
71.	Apr. 5, 2009	Chicago	Nikolai Khabibulin	20	0-1 OT	142.	Apr. 8, 2023	NY Rangers	Igor Shesterkin	20	0-4



# ALL-TIME STATISTICS

## OVERTIME RECORD BY SEASON

YEAR	HOME					ROAD					OVERALL				
	GP	W	L	T	PTS	GP	W	L	T	PTS	GP	W	L	T	PTS
2000-01	9	2	3	4	11	9	1	3	5	10	18	3	6	9	21
2001-02	11	2	4	5	13	4	0	1	3	4	15	2	5	8	17
2002-03	9	2	2	5	11	6	2	1	3	8	15	4	3	8	19
2003-04	10	4	2	4	14	8	2	2	4	10	18	6	4	8	24
<b>GP W L T SO PTS</b>															
2005-06	8	8	0	0	16	10	6	1	3	16	18	14	1	3	32
2006-07	8	4	1	3	12	8	5	1	2	13	16	9	2	5	25
2007-08	9	2	3	4	11	8	3	1	4	11	17	5	4	8	22
2008-09	10	7	1	2	17	11	4	2	5	15	21	11	3	7	32
2009-10	12	3	3	6	15	8	2	2	4	10	20	5	5	10	25
2010-11	11	6	1	4	17	12	4	4	4	16	23	10	5	8	33
2011-12	4	1	1	2	5	9	5	1	3	14	13	6	2	5	19
2012-13	10	5	2	3	15	7	5	1	1	12	17	10	3	4	27
2013-14	5	1	2	2	6	10	7	3	0	17	15	8	5	2	23
2014-15	9	7	1	1	16	10	7	2	1	17	19	14	3	2	33
2015-16	13	7	4	2	20	3	1	0	2	4	16	8	4	4	24
2016-17	7	6	1	0	13	12	5	5	2	17	19	11	6	2	30
2017-18	12	9	2	1	21	10	6	1	3	16	22	15	3	4	37
2018-19	5	3	1	1	8	9	7	2	0	16	14	10	3	1	24
2019-20	10	6	3	1	16	13	2	8	3	15	23	8	11	4	31
2020-21	12	4	5	3	16	6	2	4	0	8	18	6	9	3	24
2021-22	10	5	2	3	15	8	6	2	0	14	18	11	4	3	29
2022-23	9	7	1	1	16	10	3	7	0	13	19	10	8	1	29
<b>TOTALS</b>	<b>203</b>	<b>101</b>	<b>45</b>	<b>57</b>	<b>304</b>	<b>191</b>	<b>85</b>	<b>54</b>	<b>42</b>	<b>276</b>	<b>394</b>	<b>186</b>	<b>99</b>	<b>109</b>	<b>580</b>

## OVERTIME RECORD BY TEAM

TEAM	HOME						ROAD						OVERALL					
	GP	W	L	T	SO	PTS	GP	W	L	T	SO	PTS	GP	W	L	T	SO	PTS
ANA	7	4	2	0	1	11	8	4	2	1	1	12	15	8	4	1	2	23
ARI	4	2	0	1	1	6	7	2	1	3	1	9	11	4	1	4	2	15
BOS	8	3	2	0	3	11	7	2	3	0	2	9	15	5	5	0	5	20
BUF	3	2	0	1	0	5	4	2	2	0	0	6	7	4	2	1	0	11
CGY	6	2	2	0	2	8	10	6	3	0	1	16	16	8	5	0	3	24
CAR	5	3	2	0	0	8	8	5	3	0	0	13	13	8	5	0	0	21
CHI	14	5	2	1	6	19	8	2	3	1	2	10	22	7	5	2	8	29
COL	7	3	2	1	1	10	4	2	0	0	2	6	11	5	2	1	3	16
DAL	11	6	1	0	4	17	4	2	1	0	1	6	15	8	2	0	5	23
DET	15	7	4	1	3	22	14	8	2	0	4	22	29	15	6	1	7	44
EDM	9	5	1	3	0	14	5	3	1	0	1	8	14	8	2	3	1	22
FLA	8	5	1	0	2	13	6	5	0	0	1	11	14	10	1	0	3	24
LAK	10	6	2	0	2	16	4	1	2	1	0	5	14	7	4	1	2	21
MIN	6	4	0	1	1	10	10	5	4	0	1	15	16	9	4	1	2	25
MTL	2	1	0	0	1	3	6	3	1	1	1	9	8	4	1	1	2	12
NSH	11	5	4	0	2	16	10	3	1	1	5	13	21	8	5	1	7	29
NJD	2	2	0	0	0	4	6	3	0	1	2	9	8	5	0	1	2	13
NYI	9	4	3	1	1	13	7	4	2	0	1	11	16	8	5	1	2	24
NYR	1	0	0	0	1	1	7	3	2	1	1	10	8	3	2	1	2	11
OTT	5	3	0	1	1	8	4	2	1	1	0	6	9	5	1	2	1	14
PHI	12	8	2	2	0	20	3	1	1	1	0	4	15	9	3	3	0	24
PIT	9	5	3	0	1	14	5	0	3	0	2	5	14	5	6	0	3	19
SEA	1	1	0	0	0	2	1	1	0	0	0	2	2	2	0	0	0	4
STL	10	3	3	2	2	13	10	1	5	1	3	11	20	4	8	3	5	24
SJS	5	2	1	0	2	7	5	3	2	0	0	8	10	5	3	0	2	15
TBL	3	0	2	1	0	3	4	0	2	0	2	4	7	0	4	1	2	7
TOR	2	2	0	0	0	4	4	3	0	1	0	7	6	5	0	1	0	11
VAN	9	4	2	2	1	13	10	5	3	0	2	15	19	9	5	2	3	28
VGK	1	0	0	0	1	1	0	0	0	0	0	0	1	0	0	0	1	1
WSH	6	2	4	0	0	8	9	4	3	1	1	13	15	6	7	1	1	21
WPG	2	2	0	0	0	4	1	0	1	0	0	1	3	2	1	0	0	5
<b>TOT</b>	<b>203</b>	<b>101</b>	<b>45</b>	<b>18</b>	<b>39</b>	<b>288</b>	<b>191</b>	<b>85</b>	<b>54</b>	<b>15</b>	<b>42</b>	<b>276</b>	<b>394</b>	<b>186</b>	<b>95</b>	<b>33</b>	<b>76</b>	<b>580</b>

## OVERTIME WINS - 110

NO.	DATE	OPPONENT	GAME-WINNING GOAL	ASSIST(S)	GOALTENDER	TIME	RESULT
1.	Dec. 8, 2000	Boston	Geoff Sanderson	Frantisek Kucera, Lyle Odelein	Peter Skudra	4:51	3-2
2.	Mar. 9, 2001	at Florida	Robert Kron (SH)	Jamie Pushor	Trevor Kidd	0:43	7-6
3.	Apr. 8, 2001	Chicago	Tyler Wright	Deron Quint	Steve Passmore	2:41	4-3
4.	Nov. 13, 2001	St. Louis	Ray Whitney (PP)	Robert Kron, Marc Denis	Brent Johnson	4:55	3-2
5.	Apr. 12, 2002	Atlanta	Jaroslav Spacek (PP)	Mike Sillinger, Ray Whitney	Milan Hnlicka	0:29	5-4
6.	Feb. 13, 2003	at Montreal	Jaroslav Spacek (PP)	Andrew Cassels, Ray Whitney	Jose Theodore	0:28	2-1
7.	Mar. 6, 2003	Vancouver	Rick Nash	Jaroslav Spacek	Alexander Auld	2:02	5-4
8.	Mar. 20, 2003	Toronto	Tyler Wright	Ray Whitney	Trevor Kidd	4:16	4-3
9.	Mar. 25, 2003	at Los Angeles	Andrew Cassels	Unassisted	empty net	4:12	2-1
10.	Jan. 8, 2004	at San Jose	Rick Nash (PP)	David Vyborny, Anders Eriksson	Evgeni Nabokov	4:57	3-2
11.	Jan. 16, 2004	Los Angeles	Rick Nash	Darryl Sydor	Roman Cechmanek	2:58	3-2
12.	Jan. 31, 2004	Minnesota	Anders Eriksson	Manny Malhotra, Jaroslav Spacek	Dwayne Roloson	2:59	2-1
13.	Feb. 11, 2004	Los Angeles	David Vyborny	Unassisted	Roman Cechmanek	1:58	3-2
14.	Feb. 28, 2004	Colorado	Jaroslav Spacek (PP)	Andrew Cassels, David Vyborny	Philippe Sauve	3:24	5-4
15.	Mar. 27, 2004	at Nashville	Tyler Wright	Trevor Letowski, Jaroslav Spacek	Tomas Vokoun	2:03	3-2
16.	Oct. 26, 2005	Nashville	Adam Foote (SH)	Radoslav Suchy, Todd Marchant	Tomas Vokoun	0:35	3-2
17.	Dec. 11, 2005	New Jersey	Bryan Berard	Sergei Fedorov, Ron Hainsey	Martin Brodeur	4:46	3-2
18.	Dec. 26, 2005	Chicago	Jaroslav Balastik	Radoslav Suchy, Jan Hrdina	Nikolai Khabibulin	2:35	4-3
19.	Jan. 14, 2006	at Florida	David Vyborny (PP)	Jan Hrdina, Duvie Westcott	Roberto Luongo	4:48	5-4
20.	Mar. 11, 2006	Edmonton	Rostislav Klesla	Nikolai Zherdev, Sergei Fedorov	Dwayne Roloson	4:06	4-3
21.	Apr. 18, 2006	Dallas	Sergei Fedorov (PP)	David Vyborny, Mark Hartigan	Johan Hedberg	0:35	5-4
22.	Dec. 26, 2006	Boston	David Vyborny	Ron Hainsey, Alexander Svitov	Tim Thomas	3:06	5-4
23.	Jan. 16, 2007	at Chicago	Jason Chimera	Manny Malhotra	Nikolai Khabibulin	2:31	5-4
24.	Mar. 7, 2007	Los Angeles	David Vyborny (PP)	Ron Hainsey, Rick Nash	Mathieu Garon	4:38	3-2
25.	Apr. 5, 2007	Dallas	Rick Nash	Geoff Platt, Sergei Fedorov	Mike Smith	1:04	2-1
26.	Dec. 1, 2007	at Calgary	Curtis Glencross	Kris Beech, Kris Russell	Miikka Kiprusoff	2:03	4-3
27.	Feb. 29, 2008	at Vancouver	Jason Chimera	Nikolai Zherdev, Dick Tarnstrom	Roberto Luongo	1:07	3-2
28.	Oct. 10, 2008	at Dallas	Rick Nash	Jason Chimera, Christian Backman	Marty Turco	4:39	5-4
29.	Dec. 17, 2008	San Jose	R.J. Umberger	Kristian Huselius, Fedor Tyutin	Evgeni Nabokov	2:55	2-1
30.	Jan. 27, 2009	Detroit	Rick Nash	Mike Commodore, Fedor Tyutin	Chris Osgood	3:27	3-2
31.	Feb. 7, 2009	San Jose	Christian Backman	R.J. Umberger, Jan Hejda	Evgeni Nabokov	1:33	3-2
32.	Mar. 18, 2009	Chicago	Antoine Vermette	R.J. Umberger, Rostislav Klesla	Cristobal Huet	2:38	4-3
33.	Nov. 1, 2009	at Washington	R.J. Umberger (PP)	Rick Nash, Jakub Voracek	Jose Theodore	1:45	5-4
34.	Dec. 28, 2009	Detroit	Fredrik Modin	Fedor Tyutin, Samuel Pahlsson	Jimmy Howard	3:12	1-0
35.	Jan. 30, 2010	at St. Louis	Kris Russell	Derick Brassard, Marc Methot	Chris Mason	1:32	3-2
36.	Oct. 9, 2010	at San Jose	Ethan Moreau	Fedor Tyutin	Antero Nittymaki	1:56	3-2
37.	Nov. 24, 2010	at NY Islanders	Jakub Voracek	Kris Russell	Rick DiPietro	2:31	4-3
38.	Dec. 31, 2010	Ottawa	Jakub Voracek	Unassisted	Brian Elliott	2:06	4-3
39.	Jan. 19, 2011	at Florida	R.J. Umberger (PP)	Grant Clitsome, Rick Nash	Tomas Vokoun	4:06	3-2





## OVERTIME WINS continued

NO.	DATE	OPPONENT	GAME-WINNING GOAL	ASSIST(S)	GOALTENDER	TIME	RESULT
40.	Mar. 19, 2011	at Minnesota	Antoine Vermette	Unassisted	Niklas Backstrom	4:26	5-4
41.	Nov. 19, 2011	at Nashville	James Wisniewski	Antoine Vermette	Pekka Rinne	2:43	4-3
42.	Feb. 3, 2012	at Anaheim	Derick Brassard	Unassisted	Jonas Hiller	3:55	3-2
43.	Mar. 3, 2013	Colorado	Artem Anisimov (PP)	Tim Erixon, Mark Letestu	Semyon Varlamov	2:26	2-1
44.	Mar. 7, 2013	Vancouver	Matt Calvert	Fedor Tyutin, Jack Johnson	Cory Schneider	4:03	2-1
45.	Mar. 31, 2013	Anaheim	Mark Letestu	Nikita Nikitin, Dalton Prout	Jonas Hiller	4:00	2-1
46.	Apr. 15, 2013	at Colorado	Nick Foligno	Fedor Tyutin	Jean-Sebastien Giguere	4:31	4-3
47.	Apr. 17, 2013	at Anaheim	Fedor Tyutin	Nick Foligno, Marian Gaborik	Viktor Fasth	2:19	3-2
48.	Nov. 20, 2013	at Calgary	Nikita Nikitin	David Savard, Cam Atkinson	Reto Berra	2:25	2-1
49.	Mar. 29, 2014	at Carolina	Ryan Johansen (PP)	Artem Anisimov, James Wisniewski	Anton Khubodin	2:40	3-2
50.	Apr. 8, 2014	Phoenix	Ryan Johansen	James Wisniewski	Thomas Greiss	3:33	4-3
51.	Dec. 9, 2014	Philadelphia	Kevin Connauton	Ryan Johansen	Steve Mason	1:58	3-2
52.	Dec. 11, 2014	at Washington	Nick Foligno (PP)	Jack Johnson, Ryan Johansen	Braden Holtby	4:41	3-2
53.	Feb. 13, 2015	Philadelphia	Artem Anisimov	James Wisniewski, Nick Foligno	Ray Emery	2:17	4-3
54.	Mar. 21, 2015	at Calgary	Rene Bourque	Kevin Connauton, Fedor Tyutin	Karri Ramo	4:01	3-2
55.	Mar. 31, 2015	New Jersey	Jack Johnson	David Savard, Ryan Johansen	Cory Schneider	0:56	3-2
56.	Nov. 27, 2015	Pittsburgh	Cam Atkinson	Brandon Dubinsky, Jack Johnson	Marc-Andre Fleury	2:42	2-1
57.	Apr. 9, 2016	Chicago	Scott Hartnell (PP)	Cam Atkinson, Seth Jones	Corey Crawford	2:28	5-4
58.	Nov. 1, 2016	Dallas	Seth Jones	Brandon Saad, Alexander Wennberg	Antti Niemi	0:46	3-2
59.	Nov. 9, 2016	Anaheim	Zach Werenski	Alexander Wennberg, Brandon Saad	John Gibson	1:21	3-2
60.	Nov. 15, 2016	Washington	Cam Atkinson	Brandon Dubinsky	Philipp Grubauer	0:37	2-1
61.	Dec. 18, 2016	at Vancouver	Seth Jones	Cam Atkinson	Ryan Miller	0:46	4-3
62.	Jan. 8, 2017	Philadelphia	Nick Foligno	Seth Jones	Steve Mason	2:33	2-1
63.	Jan. 22, 2017	at Ottawa	Cam Atkinson	Unassisted	Mike Condon	1:09	7-6
64.	Feb. 7, 2017	at Detroit	Seth Jones	Brandon Dubinsky	Petr Mrazek	3:22	3-2
65.	Feb. 17, 2017	Pittsburgh	Brandon Dubinsky	Cam Atkinson, Seth Jones	Matt Murray	1:04	2-1
66.	Mar. 18, 2017	at NY Islanders	Cam Atkinson	Brandon Dubinsky, Zach Werenski	Thomas Greiss	1:19	3-2
67.	Oct. 10, 2017	at Carolina	Sonny Milano	Unassisted	Scott Darling	4:29	2-1
68.	Oct. 14, 2017	at Minnesota	Alexander Wennberg	Artemi Panarin, Seth Jones	Devan Dubnyk	0:47	5-4
69.	Oct. 27, 2017	Winnipeg	Josh Anderson	Unassisted	Steve Mason	2:38	2-1
70.	Nov. 14, 2017	at Montreal	Zach Werenski	Cam Atkinson, Brandon Dubinsky	Charlie Lindgren	1:09	2-1
71.	Nov. 22, 2017	Calgary	Josh Anderson	Nick Foligno	Mike Smith	2:02	1-0
72.	Jan. 8, 2018	at Toronto	Artemi Panarin	Zach Werenski, Seth Jones	Frederik Andersen	3:11	3-2
73.	Mar. 8, 2018	Colorado	Seth Jones	Pierre-Luc Dubois, Artemi Panarin	Semyon Varlamov	0:59	5-4
74.	Mar. 19, 2018	at Boston	Cam Atkinson	Ryan Murray, Alexander Wennberg	Tuukka Rask	2:55	5-4
75.	Apr. 3, 2018	Detroit	Pierre-Luc Dubois	Ryan Murray, Oliver Bjorkstrand	Jimmy Howard	2:55	5-4
76.	Oct. 4, 2018	at Detroit	Artemi Panarin	Nick Foligno, Markus Nutivaara	Jimmy Howard	2:11	3-2
77.	Oct. 27, 2018	Buffalo	Artemi Panarin	Pierre-Luc Dubois	Linus Ullmark	0:31	5-4
78.	Dec. 6, 2018	at Philadelphia	Seth Jones	Cam Atkinson	Anthony Stolarz	0:10	4-3
79.	Dec. 27, 2018	at NY Rangers	Pierre-Luc Dubois	Artemi Panarin, Seth Jones	Henrik Lundqvist	0:31	4-3
80.	Jan. 5, 2019	at Florida	Seth Jones	Pierre-Luc Dubois, Artemi Panarin	James Reimer	0:18	4-3
81.	Jan. 10, 2019	Nashville	Artemi Panarin (PP)	Seth Jones, Cam Atkinson	Pekka Rinne	1:22	4-3
82.	Jan. 12, 2019	at Washington	Artemi Panarin (PP)	Seth Jones	Pheonix Copley	3:30	2-1
83.	Feb. 28, 2019	Philadelphia	Seth Jones	Artemi Panarin	Brian Elliott	4:27	4-3
84.	Oct. 7, 2019	Buffalo	Alexandre Texier	Nick Foligno	Linus Ullmark	2:08	4-3
85.	Oct. 21, 2019	at Toronto	Gus Nyquist (penalty shot)		Frederik Andersen	1:57	4-3
86.	Oct. 24, 2019	Carolina	Cam Atkinson	Pierre-Luc Dubois, Seth Jones	Petr Mrazek	3:28	4-3
87.	Nov. 15, 2019	St. Louis	Zach Werenski (PP)	Seth Jones, Cam Atkinson	Jake Allen	3:34	3-2
88.	Dec. 19, 2019	Los Angeles	Pierre-Luc Dubois	Gus Nyquist, Seth Jones	Jack Campbell	1:11	3-2
89.	Jan. 2, 2020	at Boston	Pierre-Luc Dubois	Seth Jones	Tuukka Rask	0:52	2-1
90.	Feb. 4, 2020	Florida	Zach Werenski	Unassisted	Sergei Bobrovsky	1:54	1-0
91.	Feb. 24, 2020	Ottawa	Emil Bemstrom	Zach Werenski, Boone Jenner	Marcus Hogberg	4:35	4-3
92.	Mar. 13, 2021	Dallas	Zach Werenski	Oliver Bjorkstrand, Jack Roslovic	Jake Oettinger	4:55	4-3
93.	Mar. 18, 2021	at Carolina	Seth Jones	Oliver Bjorkstrand	Alex Nedeljkovic	4:09	3-2
94.	May 8, 2021	Detroit	Max Domi	Oliver Bjorkstrand, Seth Jones	Calvin Pickard	4:39	5-4
95.	Oct. 16, 2021	Seattle	Patrik Laine	Zach Werenski, Max Domi	Philipp Grubauer	2:16	2-1
96.	Oct. 21, 2021	NY Islanders	Patrik Laine	Zach Werenski, Oliver Bjorkstrand	Ilya Sorokin	1:49	3-2
97.	Nov. 3, 2021	at Colorado	Jake Bean	Jakub Voracek, Cole Sillinger	Jonas Johansson	1:12	5-4
98.	Dec. 11, 2021	at Seattle	Jake Bean	Jakub Voracek, Sean Kuraly	Philipp Grubauer	0:55	5-4
99.	Feb. 10, 2022	at Buffalo	Jakub Voracek	Zach Werenski, Boone Jenner	Dustin Tokarski	0:16	4-3
100.	Feb. 22, 2022	Toronto	Patrik Laine	Jakub Voracek, Zach Werenski	Jack Campbell	0:20	4-3
101.	Apr. 9, 2022	at Detroit	Jack Roslovic	Gus Nyquist, Zach Werenski	Alex Nedeljkovic	3:19	5-4
102.	Oct. 18, 2022	Vancouver	Vladislav Gavrikov	Yegor Chinakhov, Jakub Voracek	Spencer Martin	3:21	4-3
103.	Nov. 15, 2022	Philadelphia	Vladislav Gavrikov	Yegor Chinakhov, Cole Sillinger	Carter Hart	3:14	5-4
104.	Dec. 11, 2022	Los Angeles	Johnny Gaudreau	Patrik Laine, Vladislav Gavrikov	Jonathan Quick	0:40	6-5
105.	Jan. 25, 2023	at Edmonton	Kent Johnson	Johnny Gaudreau, Erik Gudbranson	Stuart Skinner	2:29	3-2
106.	Mar. 14, 2023	at San Jose	Johnny Gaudreau	Patrik Laine	Kaapo Kahkonen	4:17	6-5
107.	Mar. 21, 2023	at Washington	Jack Roslovic	Johnny Gaudreau	Charlie Lindgren	2:43	7-6
108.	Mar. 24, 2023	NY Islanders	Boone Jenner (PP)	Johnny Gaudreau, Adam Boqvist	Ilya Sorokin	0:40	5-4
109.	Apr. 2, 2023	Ottawa	Kirill Marchenko	Johnny Gaudreau	Cam Talbot	0:16	4-3
110.	Apr. 13, 2023	Pittsburgh	Johnny Gaudreau	Adam Boqvist, Sean Kuraly	Tristan Jarry	1:00	3-2



# ALL-TIME STATISTICS

## OVERTIME LOSSES - 99

NO.	DATE	OPPONENT	GAME-WINNING GOAL	ASSIST(S)	GOALTENDER	TIME	RESULT
1.	Oct. 22, 2000	Detroit	Kirk Maltby	Sergei Fedorov, Jiri Fischer	Ron Tugnutt	2:01	1-2
2.	Dec. 13, 2000	at Anaheim	Niclas Havelid	Marty McInnis, Anthony Hrkac	Marc Denis	2:13	4-5
3.	Jan. 17, 2001	at Minnesota	Sean O'Donnell	Scott Pellerin, Brad Bombardir	Ron Tugnutt	3:53	2-3
4.	Jan. 31, 2001	Detroit	Steve Yzerman	Igor Larionov	Ron Tugnutt	1:00	2-3
5.	Feb. 17, 2001	Pittsburgh	Alexei Kovalev	Martin Straka	Ron Tugnutt	1:19	2-3
6.	Feb. 20, 2001	at San Jose	Marco Sturm	Bryan Marchment, Jeff Friesen	Ron Tugnutt	4:18	2-3
7.	Nov. 21, 2001	Detroit	Luc Robitaille (PP)	Nicklas Lidstrom, Igor Larionov	Ron Tugnutt	4:17	0-1
8.	Feb. 9, 2002	Nashville	Denis Arhipov	Vladimir Orszagh, Andy Delmore	Marc Denis	2:45	0-1
9.	Feb. 28, 2002	Pittsburgh	Michal Rozsival	Jan Hrdina, Kris Beech	Ron Tugnutt	1:42	3-4
10.	Mar. 21, 2002	Detroit	Sergei Fedorov	Brendan Shanahan, Nicklas Lidstrom	Marc Denis	0:25	2-3
11.	Mar. 28, 2002	at Vancouver	Andrew Cassels	Todd Bertuzzi, Mattias Ohlund	Marc Denis	4:20	3-4
12.	Nov. 5, 2002	Washington	Peter Bondra	Michael Nylander, Kip Miller	Marc Denis	4:56	3-4
13.	Nov. 17, 2002	at Dallas	Pierre Turgeon	Scott Young, Sergei Zubov	Marc Denis	3:19	2-3
14.	Mar. 8, 2003	Calgary	Jarome Iginla	Craig Conroy	Marc Denis	4:52	2-3
15.	Oct. 30, 2003	at Edmonton	Brad Isbister	Mike York, Marc-Andre Bergeron	Marc Denis	2:29	3-4
16.	Dec. 12, 2003	St. Louis	Doug Weight	Pavol Demitra, Keith Tkachuk	Fred Brathwaite	4:51	2-3
17.	Dec. 16, 2003	at St. Louis	Keith Tkachuk	Chris Pronger, Pavol Demitra	Marc Denis	4:17	1-2
18.	Feb. 14, 2004	San Jose	Marco Sturm	Patrick Marleau, Brad Stuart	Marc Denis	4:43	1-2
19.	Mar. 13, 2006	at St. Louis	Christian Backman	Keith Tkachuk, Jay McClement	Pascal Leclaire	3:49	2-3
20.	Oct. 6, 2006	Vancouver	Daniel Sedin	Henrik Sedin	Pascal Leclaire	0:31	2-3
21.	Dec. 29, 2006	at Minnesota	Wes Walz	Martin Skoula, Pavol Demitra	Ty Conklin	1:29	3-4
22.	Dec. 10, 2007	Anaheim	Chris Pronger (PP)	Ryan Getzlaf, Mathieu Schneider	Pascal Leclaire	3:14	3-4
23.	Feb. 5, 2008	Washington	Alex Ovechkin	Tom Poti, Shaone Morrisonn	Fredrik Norrena	2:28	3-4
24.	Feb. 8, 2008	at San Jose	Joe Thornton (PP)	Sandis Ozolinsh, Patrick Marleau	Fredrik Norrena	1:49	1-2
25.	Mar. 7, 2008	Edmonton	Andrew Cogliano	Robert Nilsson	Pascal Leclaire	1:53	1-2
26.	Nov. 3, 2008	at NY Islanders	Chris Campoli	Mike Comrie	Fredrik Norrena	3:13	3-4
27.	Mar. 24, 2009	at Tampa Bay	Martin St. Louis	Steven Stamkos, Richard Petiot	Steve Mason	3:04	1-2
28.	Apr. 5, 2009	Chicago	Kris Versteeg	Andrew Ladd	Steve Mason	3:10	0-1
29.	Dec. 31, 2009	Nashville	David Legwand	Joel Ward	Mathieu Garon	0:28	1-2
30.	Mar. 2, 2010	Vancouver	Christian Ehrhoff	Ryan Kesler, Alexandre Burrows	Steve Mason	1:33	3-4
31.	Mar. 20, 2010	at Nashville	Cody Franson	Martin Erat, Colin Wilson	Steve Mason	1:54	0-1
32.	Mar. 27, 2010	NY Islanders	Josh Bailey	John Tavares, Mark Streit	Mathieu Garon	2:58	3-4
33.	Apr. 5, 2010	at St. Louis	Erik Johnson (PP)	Andy McDonald, David Perron	Mathieu Garon	3:59	1-2
34.	Dec. 13, 2010	at Calgary	Jarome Iginla	Alex Tanguay, Cory Sarich	Mathieu Garon	3:49	2-3
35.	Dec. 15, 2010	at Vancouver	Ryan Kesler (PP)	Daniel Sedin, Henrik Sedin	Mathieu Garon	3:30	2-3
36.	Jan. 15, 2011	at Detroit	Johan Franzen	Henrik Zetterberg, Niklas Kronwall	Steve Mason	0:45	5-6
37.	Mar. 9, 2011	St. Louis	Chris Stewart	Carlo Colaiacovo, Kevin Shattenkirk	Mathieu Garon	0:54	3-4
38.	Mar. 31, 2011	at Washington	Jason Chimera	Brooks Laich, John Carlson	Steve Mason	2:30	3-4
39.	Dec. 8, 2011	Nashville	Colin Wilson	Martin Erat	Curtis Sanford	1:45	3-4
40.	Feb. 19, 2012	at NY Rangers	Derek Stepan	Michael Del Zotto, Marian Gaborik	Steve Mason	0:22	2-3
41.	Feb. 7, 2013	Calgary	Alex Tanguay	Jarome Iginla, T.J. Brodie	Sergei Bobrovsky	1:07	3-4
42.	Feb. 26, 2013	Dallas	Loui Eriksson	Derek Roy, Brenden Dillon	Sergei Bobrovsky	3:03	4-5
43.	Mar. 1, 2013	at Chicago	Brent Seabrook	Jonathan Toews, Viktor Stalberg	Steve Mason	3:23	3-4
44.	Nov. 12, 2013	at Washington	Alex Ovechkin	Marcus Johansson, John Carlson	Sergei Bobrovsky	1:34	3-4
45.	Nov. 14, 2013	at Boston	Milan Lucic	Unassisted	Sergei Bobrovsky	4:11	2-3
46.	Dec. 14, 2013	St. Louis	David Backes	Unassisted	Mike McKenna	0:22	3-4
47.	Feb. 6, 2014	at Los Angeles	Robyn Regehr	Mike Richards, Jeff Carter	Sergei Bobrovsky	2:33	1-2
48.	Apr. 1, 2014	Colorado	Gabriel Landeskog (PP)	Tyson Barrie, Nathan MacKinnon	Sergei Bobrovsky	4:27	2-3
49.	Nov. 7, 2014	at Carolina	Elias Lindholm (PP)	Eric Staal, Victor Rask	Curtis McElhinney	4:22	2-3
50.	Dec. 18, 2014	Washington	Eric Fehr	Mike Green	Sergei Bobrovsky	0:42	4-5
51.	Apr. 6, 2015	at NY Rangers	Derek Stepan	Keith Yandle	Sergei Bobrovsky	4:10	3-4
52.	Dec. 8, 2015	Los Angeles	Alec Martinez	Nick Shore, Dustin Brown	Curtis McElhinney	4:33	2-3
53.	Dec. 12, 2015	NY Islanders	Kyle Okposo	Josh Bailey	Curtis McElhinney	2:16	2-3
54.	Jan. 9, 2016	Carolina	Jordan Staal	Jacob Slavin	Joonas Korpisalo	2:45	3-4
55.	Feb. 16, 2016	at Boston	Loui Eriksson	Torey Krug, David Krejci	Joonas Korpisalo	0:33	1-2
56.	Oct. 25, 2016	at Los Angeles	Alec Martinez	Tanner Pearson, Tyler Toffoli	Sergei Bobrovsky	1:14	2-3
57.	Nov. 5, 2016	at St. Louis	Vladimir Tarasenko	Alexander Steen, Kevin Shattenkirk	Curtis McElhinney	4:17	1-2
58.	Nov. 21, 2016	Colorado	Matt Duchene	Erik Johnson	Curtis McElhinney	1:49	2-3
59.	Feb. 3, 2017	at Pittsburgh	Phil Kessel (PP)	Kris Letang, Justin Schultz	Sergei Bobrovsky	3:15	3-4
60.	Feb. 28, 2017	at Montreal	Alex Galchenyuk (PP)	Shea Weber, Max Pacioretty	Sergei Bobrovsky	3:53	0-1
61.	Mar. 30, 2017	at Carolina	Noah Hanifin	Jeff Skinner, Teuvo Teravainen	Joonas Korpisalo	2:16	1-2
62.	Feb. 16, 2018	Philadelphia	Sean Couturier	Travis Konecny	Sergei Bobrovsky	1:52	1-2
63.	Mar. 31, 2018	at Vancouver	Alexander Edler	Brandon Sutter	Joonas Korpisalo	1:21	4-5
64.	Apr. 5, 2018	Pittsburgh	Phil Kessel	Unassisted	Sergei Bobrovsky	1:06	4-5
65.	Nov. 4, 2018	at Anaheim	Cam Fowler	Adam Henrique, Jakob Silfverberg	Joonas Korpisalo	0:36	2-3
66.	Dec. 15, 2018	Anaheim	Daniel Sprong	Adam Henrique	Sergei Bobrovsky	1:19	1-2
67.	Mar. 16, 2019	at Boston	Brad Marchand	Patrice Bergeron	Joonas Korpisalo	3:30	1-2
68.	Oct. 18, 2019	at Chicago	Jonathan Toews	Patrick Kane	Elvis Merzlikins	0:46	2-3
69.	Oct. 19, 2019	NY Islanders	Brock Nelson	Nick Leddy, Anthony Beauvillier	Joonas Korpisalo	0:33	2-3
70.	Nov. 1, 2019	at St. Louis	David Perron (PP)	Alex Pietrangelo, Ryan O'Reilly	Elvis Merzlikins	0:08	3-4
71.	Dec. 12, 2019	at Pittsburgh	Bryan Rust (PP)	Kris Letang, Jake Guentzel	Joonas Korpisalo	3:02	0-1
72.	Dec. 14, 2019	at Ottawa	Anthony Duclair (PP)	Thomas Chabot, Jean-Gabriel Pageau	Joonas Korpisalo	1:56	3-4
73.	Dec. 27, 2019	at Washington	T.J. Oshie (PP)	Nicklas Backstrom, Alex Ovechkin	Joonas Korpisalo	3:13	1-2
74.	Feb. 1, 2020	at Buffalo	Jack Eichel	Rasmus Ristolainen, Sam Reinhart	Matiss Kivlenieks	0:36	1-2





## OVERTIME LOSSES - 99

NO.	DATE	OPPONENT	GAME-WINNING GOAL	ASSIST(S)	GOALTENDER	TIME	RESULT
75.	Feb. 10, 2020	Tampa Bay	Nikita Kucherov	Victor Hedman, Brayden Point	Elvis Merzlikins	0:31	1-2
76.	Feb. 13, 2020	at Buffalo	Victor Olofsson	Jack Eichel, Rasmus Dahlin	Mattias Kivlenieks	2:44	3-4
77.	Feb. 20, 2020	Philadelphia	Kevin Hayes	Travis Konecny, Philippe Myers	Elvis Merzlikins	3:51	3-4
78.	Mar. 4, 2020	at Calgary	TJ Brodie	Sean Monahan, Johnny Gaudreau	Joonas Korpisalo	4:49	2-3
79.	Jan. 19, 2021	at Detroit	Tyler Bertuzzi	Dylan Larkin	Elvis Merzlikins	0:15	2-3
80.	Jan. 21, 2021	Tampa Bay	Brayden Point	Victor Hedman, Steven Stamkos	Joonas Korpisalo	1:56	2-3
81.	Feb. 13, 2021	at Chicago	Alex DeBrincat	Patrick Kane	Joonas Korpisalo	0:35	2-3
82.	Mar. 11, 2021	Florida	Frank Vatrano	Jonathan Huberdeau, Aaron Ekblad	Elvis Merzlikins	2:48	4-5
83.	Mar. 25, 2021	Carolina	Sebastian Aho	Martin Necas	Joonas Korpisalo	1:26	3-4
84.	Apr. 12, 2021	Chicago	Brandon Hagel	Kirby Dach, Wyatt Kalynuk	Joonas Korpisalo	1:25	3-4
85.	Apr. 25, 2021	at Tampa Bay	Victor Hedman	Brayden Point	Elvis Merzlikins	0:10	3-4
86.	May 1, 2021	at Carolina	Dougie Hamilton	Alex Nedeljkovic	Elvis Merzlikins	4:07	1-2
87.	May 3, 2021	Nashville	Roman Josi	Erik Haula, Calle Jarnkrok	Elvis Merzlikins	3:24	3-4
88.	Mar. 4, 2022	Los Angeles	Viktor Arvidsson	Phillip Danault	Elvis Merzlikins	4:00	3-4
89.	Mar. 25, 2022	at Winnipeg	Nikolaj Ehlers	Kyle Connor	Elvis Merzlikins	0:21	3-4
90.	Mar. 26, 2022	at Minnesota	Jared Spurgeon	Kevin Fiala, Frederick Gaudreau	Elvis Merzlikins	1:24	2-3
91.	Apr. 4, 2022	Boston	Jake DeBrusk	Hampus Lindholm	Elvis Merzlikins	1:03	2-3
92.	Nov. 12, 2022	at NY Islanders	Zach Parise	Jean-Gabriel Pageau, Adam Pelech	Joonas Korpisalo	0:39	3-4
93.	Jan. 23, 2023	at Calgary	Dilon Dube	Andrew Mangiapane	Joonas Korpisalo	2:25	3-4
94.	Jan. 31, 2023	Washington	Evgeny Kuznetsov	Marcus Johansson, Erik Gustafsson	Joonas Korpisalo	0:26	3-4
95.	Feb. 19, 2023	at Arizona	Barrett Hayton	Mattias Maccelli	Elvis Merzlikins	2:00	2-3
96.	Feb. 26, 2023	at Minnesota	Kirill Kaprizov	Calen Addison, Mats Zuccarello	Elvis Merzlikins	4:40	2-3
97.	Mar. 7, 2023	at Pittsburgh	Sidney Crosby (PP)	Evgeni Malkin	Michael Hutchinson	2:45	4-5
98.	Mar. 30, 2023	at Boston	David Pastrnak	Hampus Lindholm, Tomas Nosek	Michael Hutchinson	0:41	1-2
99.	Apr. 11, 2023	at Philadelphia	Owen Tippett	Ivan Provorov, Cam York	Michael Hutchinson	4:44	3-4

## SHOOTOUT RECORD BY SEASON

SEASON	HOME				ROAD				OVERALL			
	GP	W	L	PTS	GP	W	L	PTS	GP	W	L	PTS
2005-06	3	3	0	6	8	5	3	13	11	8	3	19
2006-07	4	1	3	5	6	4	2	10	10	5	5	15
2007-08	6	2	4	8	5	1	4	6	11	3	8	14
2008-09	5	3	2	8	8	3	5	11	13	6	7	19
2009-10	8	2	6	10	4	0	4	4	12	2	10	14
2010-11	9	5	4	14	4	0	4	4	13	5	8	18
2011-12	3	1	2	4	6	3	3	9	9	4	5	13
2012-13	5	2	3	7	4	3	1	7	9	5	4	14
2013-14	2	0	2	2	5	5	0	10	7	5	2	12
2014-15	5	4	1	9	6	5	1	11	11	9	2	20
2015-16	7	5	2	12	3	1	2	4	10	6	4	16
2016-17	1	1	0	2	3	1	2	4	4	2	2	6
2017-18	6	5	1	11	4	1	3	5	10	6	4	16
2018-19	1	0	1	1	2	2	0	4	3	2	1	5
2019-20	1	0	1	1	3	0	3	3	4	0	4	4
2020-21	5	2	3	7	1	1	0	2	6	3	3	9
2021-22	5	2	3	7	2	2	0	4	7	4	3	11
2022-23	2	1	1	3	0	0	0	0	2	1	1	3
<b>TOTALS</b>	<b>78</b>	<b>39</b>	<b>39</b>	<b>117</b>	<b>74</b>	<b>37</b>	<b>37</b>	<b>111</b>	<b>152</b>	<b>76</b>	<b>76</b>	<b>228</b>

\*Shootout began in 2005-06

## SHOOTOUT RECORD BY TEAM

TEAM	HOME				ROAD				OVERALL			
	GP	W	L	PTS	GP	W	L	PTS	GP	W	L	PTS
Anheim	3	2	1	5	3	2	1	5	6	4	2	10
Arizona	2	1	1	3	3	2	1	5	5	3	2	8
Boston	4	1	3	5	2	0	2	2	6	1	5	7
Buffalo	0	0	0	0	1	1	0	2	1	1	0	2
Calgary	3	1	2	4	4	3	1	7	7	4	3	11
Carolina	2	2	0	4	2	2	0	4	4	4	0	8
Chicago	7	1	6	8	3	1	2	4	10	2	8	12
Colorado	1	0	1	1	2	0	2	2	3	0	3	3
Dallas	6	2	4	8	2	1	1	3	8	3	5	11
Detroit	6	3	3	9	9	5	4	14	15	8	7	23
Edmonton	4	4	0	8	3	2	1	5	7	6	1	13
Florida	6	4	2	10	2	1	1	3	8	5	3	13
Los Angeles	3	1	2	4	0	0	0	0	3	1	2	4
Minnesota	4	3	1	7	4	3	1	7	8	6	2	14
Montreal	2	1	1	3	2	1	1	3	4	2	2	6
Nashville	5	3	2	8	6	1	5	7	11	4	7	15
New Jersey	0	0	0	0	5	3	2	8	5	3	2	8
NY Islanders	3	2	1	5	3	2	1	5	6	4	2	10
NY Rangers	1	0	1	1	3	2	1	5	4	2	2	6
Ottawa	1	0	1	1	1	1	0	2	2	1	1	3
Philadelphia	3	3	0	6	0	0	0	0	3	3	0	6
Pittsburgh	3	2	1	5	2	0	2	2	5	2	3	7
St. Louis	3	1	2	4	3	0	3	3	6	1	5	7
San Jose	2	0	2	2	0	0	0	0	2	0	2	2
Seattle	0	0	0	0	0	0	0	0	0	0	0	0
Tampa Bay	0	0	0	0	2	0	2	2	2	0	2	2
Toronto	0	0	0	0	1	1	0	2	1	1	0	2
Vancouver	2	1	1	3	5	3	2	8	7	4	3	11
Vegas	1	0	1	1	0	0	0	0	1	0	1	1
Washington	1	1	0	2	1	0	1	1	2	1	1	3
Winnipeg	0	0	0	0	0	0	0	0	0	0	0	0
<b>Totals</b>	<b>78</b>	<b>39</b>	<b>39</b>	<b>117</b>	<b>74</b>	<b>37</b>	<b>37</b>	<b>111</b>	<b>152</b>	<b>76</b>	<b>76</b>	<b>228</b>



# ALL-TIME STATISTICS

## SHOOTOUT WINS - 76

NO.	DATE	OPPONENT	SHOOTOUT DECIDING GOAL	GOALTENDER	ROUND	SHOOTOUT SCORE	GAME SCORE
1.	Oct. 28, 2005	Minnesota	Trevor Letowski	Dwayne Roloson	8th	2-1	2-1
2.	Nov. 30, 2005	at Minnesota	Jaroslav Balastik	Manny Fernandez	3rd	1-0	3-2
3.	Dec. 8, 2005	NY Islanders	David Vyborny	Rick DiPietro	1st	1-0	4-3
4.	Jan. 20, 2006	St. Louis	Rick Nash	Curtis Sanford	2nd	1-0	4-3
5.	Feb. 1, 2006	at Calgary	Jaroslav Balastik	Miikka Kiprusoff	1st	2-0	2-1
6.	Feb. 2, 2006	at Edmonton	Jason Chimera	Jussi Markkanen	8th	4-3	2-1
7.	Mar. 5, 2006	at Anaheim	Rick Nash	Jean-Sebastien Giguere	3rd	1-0	3-2
8.	Mar. 25, 2006	at Detroit	Jaroslav Balastik	Chris Osgood	1st	1-0	5-4
9.	Nov. 3, 2006	Calgary	Manny Malholtra	Jamie McLennan	11th	4-3	5-4
10.	Jan. 30, 2007	at Vancouver	Nikolai Zherdev	Roberto Luongo	3rd	2-1	3-2
11.	Mar. 2, 2007	at Dallas	Jason Chimera	Marty Turco	1st	1-0	3-2
12.	Mar. 14, 2007	at Anaheim	David Vyborny	Jean-Sebastien Giguere	5th	1-0	5-4
13.	Mar. 22, 2007	at Detroit	Sergei Fedorov	Chris Osgood	6th	3-2	2-1
14.	Nov. 24, 2007	Detroit	Rick Nash	Chris Osgood	2nd	3-1	3-2
15.	Jan. 12, 2008	Nashville	Nikolai Zherdev	Chris Mason	1st	1-0	2-1
16.	Feb. 21, 2008	at Ottawa	Rick Nash	Ray Emery	1st	2-0	3-2
17.	Nov. 7, 2008	Montreal	Kristian Huselius	Jaroslav Halak	1st	2-0	4-3
18.	Dec. 11, 2008	Nashville	Jakub Voracek	Dan Ellis	3rd	2-1	2-1
19.	Jan. 18, 2009	at Vancouver	Jason Williams	Roberto Luongo	1st	2-0	6-5
20.	Feb. 19, 2009	at Toronto	Rick Nash	Justin Pogge	2nd	2-1	4-3
21.	Mar. 12, 2009	Pittsburgh	Kristian Huselius	Marc-Andre Fleury	3rd	1-0	4-3
22.	Apr. 8, 2009	at Chicago	Fedor Tyutin	Nikolai Khabibulin	2nd	1-0	4-3
23.	Nov. 13, 2009	Anaheim	Kristian Huselius	Jean-Sebastien Giguere	1st	2-0	3-2
24.	Nov. 16, 2009	Edmonton	Jakub Voracek	Nikolai Khabibulin	4th	2-1	3-2
25.	Oct. 28, 2010	Edmonton	Rick Nash	Devan Dubnyk	1st	2-0	3-2
26.	Dec. 6, 2010	Dallas	Kyle Wilson	Kari Lehtonen	3rd	2-1	3-2
27.	Dec. 27, 2010	Minnesota	Kyle Wilson	Jose Theodore	2nd	3-1	4-3
28.	Jan. 14, 2011	Detroit	Antoine Vermette	Joey MacDonald	4th	1-0	3-2
29.	Mar. 29, 2011	Florida	Maksim Mayorov	Scott Clemmensen	2nd	1-0	3-2
30.	Dec. 1, 2011	at Calgary	Rick Nash	Miikka Kiprusoff	3rd	1-0	4-3
31.	Dec. 6, 2011	at Montreal	Rick Nash	Carey Price	2nd	1-0	3-2
32.	Dec. 13, 2011	Vancouver	Rick Nash	Roberto Luongo	2nd	3-1	2-1
33.	Mar. 18, 2012	at Calgary	Cam Atkinson	Miikka Kiprusoff	4th	1-0	2-1
34.	Jan. 19, 2013	at Nashville	Derick Brassard	Pekka Rinne	6th	2-1	3-2
35.	Mar. 5, 2013	Edmonton	Artem Anisimov	Devan Dubnyk	1st	2-0	4-3
36.	Mar. 10, 2013	at Detroit	Matt Calvert	Jimmy Howard	2nd	2-1	3-2
37.	Mar. 16, 2013	Phoenix	Artem Anisimov	Mike Smith	1st	2-0	1-0
38.	Apr. 13, 2013	at Minnesota	Mark Letestu	Niklas Backstrom	1st	2-0	3-2
39.	Oct. 5, 2013	at NY Islanders	Cam Atkinson	Evgeni Nabokov	4th	2-1	3-2
40.	Dec. 27, 2013	at New Jersey	Cam Atkinson	Martin Brodeur	3rd	1-0	2-1
41.	Jan. 6, 2014	at NY Rangers	Mark Letestu	Henrik Lundqvist	1st	2-0	4-3
42.	Jan. 18, 2014	at Buffalo	Ryan Johansen	Ryan Miller	3rd	1-0	4-3
43.	Mar. 15, 2014	at Minnesota	Ryan Johansen	Darcy Kuemper	4th	3-2	2-1
44.	Dec. 4, 2014	at Florida	Ryan Johansen	Roberto Luongo	4th	1-0	4-3
45.	Dec. 13, 2014	Pittsburgh	Ryan Johansen	Thomas Greiss	2nd	2-1	4-3
46.	Dec. 16, 2014	at Detroit	Boone Jenner	Jimmy Howard	3rd	2-1	1-0
47.	Dec. 20, 2014	Chicago	Jack Johnson	Corey Crawford	9th	2-1	3-2
48.	Mar. 10, 2015	at Carolina	Ryan Johansen	Cam Ward	3rd	1-0	4-3
49.	Mar. 13, 2015	Edmonton	Alexander Wennberg	Ben Scrivens	5th	1-0	5-4
50.	Mar. 18, 2015	at Edmonton	Alexander Wennberg	Ben Scrivens	3rd	2-1	4-3
51.	Apr. 2, 2015	NY Islanders	Mark Letestu	Jaroslav Halak	1st	2-0	4-3
52.	Apr. 11, 2015	at NY Islanders	Cam Atkinson	Jaroslav Halak	4th	2-1	5-4
53.	Dec. 19, 2015	Philadelphia	Brandon Dubinsky	Steve Mason	6th	2-1	3-2
54.	Jan. 2, 2016	Washington	Ryan Johansen	Braden Holtby	3rd	2-1	5-4
55.	Feb. 4, 2016	at Vancouver	Alexander Wennberg	Ryan Miller	3rd	1-0	2-1
56.	Feb. 11, 2016	Anaheim	Cam Atkinson	Frederik Andersen	1st	2-0	4-3
57.	Feb. 27, 2016	Florida	Brandon Dubinsky	Roberto Luongo	3rd	1-0	4-3
58.	Mar. 22, 2016	Philadelphia	Boone Jenner	Steve Mason	5th	1-0	3-2
59.	Dec. 3, 2016	at Arizona	Cam Atkinson	Mike Smith	1st	2-0	3-2
60.	Dec. 20, 2016	Los Angeles	Sam Gagner	Peter Budaj	2nd	2-1	3-2
61.	Oct. 30, 2017	Boston	Artemi Panarin	Tuukka Rask	2nd	2-0	4-3
62.	Nov. 11, 2017	at Detroit	Jack Johnson	Jimmy Howard	9th	2-1	2-1
63.	Nov. 28, 2017	Carolina	Cam Atkinson	Scott Darling	1st	2-0	3-2
64.	Dec. 23, 2017	Philadelphia	Pierre-Luc Dubois	Brian Elliott	3rd	1-0	2-1
65.	Jan. 7, 2018	Florida	Josh Anderson	James Reimer	7th	3-2	3-2
66.	Jan. 18, 2018	Dallas	Artemi Panarin	Ben Bishop	2nd	1-0	2-1
67.	Mar. 5, 2019	at New Jersey	Cam Atkinson	Cory Schneider	1st	2-0	2-1
68.	Apr. 5, 2019	at NY Rangers	Artemi Panarin	Alexandar Georgiev	2nd	1-0	3-2
69.	Jan. 28, 2021	Florida	Alexandre Texier	Chris Driedger	4th	1-0	3-2
70.	Mar. 20, 2021	at Carolina	Oliver Bjorkstrand	James Reimer	4th	2-1	3-2
71.	Apr. 27, 2021	Detroit	Patrik Laine	Thomas Greiss	1st	2-0	1-0
72.	Oct. 31, 2021	at New Jersey	Jakub Voracek	Scott Wedgewood	3rd	1-0	4-3
73.	Nov. 18, 2021	at Arizona	Yegor Chinakhov	Scott Wedgewood	7th	3-2	5-4
74.	Dec. 30, 2021	Nashville	Gustav Nyquist	David Rittich	5th	2-1	4-3
75.	Mar. 11, 2022	Minnesota	Yegor Chinakhov	Kaapo Kahkonen	2nd	1-0	3-2
76.	Jan. 7, 2023	Carolina	Kent Johnson	Anni Raanta	5th	3-2	4-3





## SHOOTOUT LOSSES - 76

NO.	DATE	OPPONENT	SHOOTOUT DECIDING GOAL	GOALTENDER	ROUND	SHOOTOUT SCORE	GAME SCORE
1.	Dec. 20, 2005	at Detroit	Jason Williams	Pascal Leclaire	2nd	1-2	3-4
2.	Jan. 7, 2006	at Colorado	Alex Tanguay	Pascal Leclaire	4th	1-2	2-3
3.	Apr. 7, 2006	at Detroit	Tomas Holmstrom	Marc Denis	5th	0-1	5-6
4.	Nov. 22, 2006	St. Louis	Bill Guerin	Pascal Leclaire	4th	0-1	3-4
5.	Dec. 14, 2006	at Phoenix	Mike Comrie	Fredrik Norrena	3rd	0-1	4-5
6.	Jan. 9, 2007	St. Louis	Lee Stempniak	Fredrik Norrena	3rd	2-3	3-4
7.	Feb. 20, 2007	at St. Louis	Lee Stempniak	Fredrik Norrena	1st	0-2	4-5
8.	Feb. 25, 2007	Nashville	Alexander Radulov	Ty Conklin	1st	0-1	3-4
9.	Oct. 17, 2007	Dallas	Jussi Jokinen	Fredrik Norrena	2nd	0-1	2-3
10.	Nov. 1, 2007	at Anaheim	Mathieu Schneider	Fredrik Norrena	2nd	0-1	1-2
11.	Nov. 10, 2007	at Nashville	Martin Erat	Fredrik Norrena	2nd	0-1	3-4
12.	Nov. 18, 2007	Detroit	Johan Franzen	Pascal Leclaire	5th	2-3	4-5
13.	Dec. 3, 2007	Dallas	Niklas Hagman	Pascal Leclaire	5th	2-3	1-2
14.	Feb. 10, 2008	Los Angeles	Patrick O'Sullivan	Pascal Leclaire	4th	1-2	2-3
15.	Mar. 2, 2008	at Edmonton	Ales Hemsy	Pascal Leclaire	2nd	0-1	3-4
16.	Mar. 30, 2008	at Chicago	Patrick Kane	Fredrik Norrena	1st	0-1	4-5
17.	Nov. 1, 2008	Chicago	Jonathan Toews	Fredrik Norrena	1st	0-1	3-4
18.	Nov. 15, 2008	at Minnesota	Marek Zidlicky	Steve Mason	2nd	0-2	2-3
19.	Dec. 18, 2008	at Dallas	Brad Richards	Pascal Leclaire	1st	0-2	5-6
20.	Jan. 21, 2009	at Calgary	Todd Bertuzzi	Steve Mason	3rd	0-1	4-5
21.	Feb. 16, 2009	Dallas	James Neal	Steve Mason	2nd	0-1	2-3
22.	Mar. 28, 2009	at St. Louis	David Perron	Steve Mason	4th	1-2	3-4
23.	Apr. 4, 2009	at Nashville	Ville Koistinen	Steve Mason	3rd	0-1	4-5
24.	Oct. 30, 2009	Pittsburgh	Sidney Crosby	Steve Mason	2nd	0-1	3-4
25.	Nov. 4, 2009	San Jose	Dan Boyle	Steve Mason	2nd	0-1	2-3
26.	Nov. 21, 2009	at Nashville	David Legwand	Steve Mason	2nd	1-2	3-4
27.	Nov. 28, 2009	Calgary	Jamie Lundmark	Steve Mason	4th	2-3	3-4
28.	Dec. 1, 2009	at Chicago	Brent Seabrook	Steve Mason	11th	1-2	3-4
29.	Dec. 10, 2009	at Nashville	Steve Sullivan	Mathieu Garon	5th	2-3	3-4
30.	Dec. 17, 2009	Phoenix	Robert Lang	Mathieu Garon	3rd	1-2	1-2
31.	Dec. 29, 2009	at NY Islanders	Rob Schremp	Steve Mason	3rd	0-1	1-2
32.	Feb. 14, 2010	Chicago	Troy Brouwer	Mathieu Garon	4th	1-2	4-5
33.	Apr. 9, 2010	Detroit	Todd Bertuzzi	Steve Mason	4th	1-2	0-1
34.	Dec. 1, 2010	Nashville	Steve Sullivan	Steve Mason	2nd	0-1	3-4
35.	Jan. 18, 2011	at Tampa Bay	Ryan Malone	Mathieu Garon	4th	0-1	2-3
36.	Feb. 16, 2011	Los Angeles	Jarrett Stoll	Mathieu Garon	2nd	0-1	3-4
37.	Mar. 1, 2011	at Vancouver	Raffi Torres	Steve Mason	8th	2-3	1-2
38.	Mar. 7, 2011	at St. Louis	Alexander Steen	Steve Mason	4th	2-3	4-5
39.	Mar. 15, 2011	Boston	Tyler Seguin	Steve Mason	1st	0-1	2-3
40.	Mar. 22, 2011	at Colorado	Milan Hejduk	Steve Mason	1st	0-1	4-5
41.	Apr. 1, 2011	Chicago	Viktor Stalberg	Mathieu Garon	3rd	0-1	3-4
42.	Oct. 12, 2011	Colorado	Matt Duchene	Steve Mason	2nd	1-2	2-3
43.	Nov. 17, 2011	at Boston	David Krejci	Curtis Sanford	3rd	1-2	1-2
44.	Nov. 23, 2011	at New Jersey	Ilya Kovalchuk	Curtis Sanford	1st	0-2	1-2
45.	Dec. 27, 2011	Calgary	Jarome Iginla	Steve Mason	1st	0-1	1-2
46.	Jan. 21, 2012	at Detroit	Valtteri Filppula	Curtis Sanford	4th	0-1	2-3
47.	Jan. 21, 2013	Detroit	Damien Brunner	Sergei Bobrovsky	4th	0-1	3-4
48.	Mar. 12, 2013	Vancouver	Mason Raymond	Sergei Bobrovsky	3rd	0-1	1-2
49.	Mar. 14, 2013	Chicago	Patrick Kane	Sergei Bobrovsky	2nd	1-2	1-2
50.	Mar. 26, 2013	at Vancouver	Maxim Lapierre	Sergei Bobrovsky	3rd	0-1	0-1
51.	Nov. 15, 2013	Montreal	David Desharnais	Curtis McElhinney	2nd	0-1	2-3
52.	Mar. 13, 2014	San Jose	Joe Pavelski	Sergei Bobrovsky	2nd	0-1	3-4
53.	Nov. 21, 2014	Boston	Alex Khokhlachev	Sergei Bobrovsky	7th	0-1	3-4
54.	Feb. 22, 2015	at NY Rangers	Rick Nash	Curtis McElhinney	3rd	1-2	3-4
55.	Dec. 4, 2015	Florida	Aleksander Barkov	Sergei Bobrovsky	4th	1-2	1-2
56.	Jan. 23, 2016	at Boston	Ryan Spooner	Joonas Korpisalo	1st	0-2	2-3
57.	Feb. 9, 2016	NY Islanders	Cal Clutterbuck	Joonas Korpisalo	4th	1-2	2-3
58.	Feb. 23, 2016	at Detroit	Riley Sheahan	Curtis McElhinney	2nd	0-2	1-2
59.	Nov. 26, 2016	at Florida	Aleksander Barkov	Sergei Bobrovsky	2nd	0-1	1-2
60.	Mar. 23, 2017	at Washington	T.J. Oshie	Sergei Bobrovsky	1st	0-1	1-2
61.	Nov. 4, 2017	at Tampa Bay	Steven Stamkos	Sergei Bobrovsky	3rd	0-1	4-5
62.	Dec. 21, 2017	at Pittsburgh	Kris Letang	Sergei Bobrovsky	4th	1-2	2-3
63.	Dec. 27, 2017	at Pittsburgh	Evgeni Malkin	Sergei Bobrovsky	1st	0-2	4-5
64.	Jan. 30, 2018	Minnesota	Zach Parise	Sergei Bobrovsky	4th	1-2	2-3
65.	Nov. 10, 2018	NY Rangers	Jimmy Vesey	Joonas Korpisalo	5th	2-3	4-5
66.	Nov. 12, 2019	at Montreal	Jonathan Drouin	Elvis Merzlikins	2nd	0-1	2-3
67.	Dec. 29, 2019	Chicago	Patrick Kane	Elvis Merzlikins	2nd	1-2	2-3
68.	Feb. 16, 2020	at New Jersey	Jesper Bratt	Elvis Merzlikins	7th	1-2	3-4
69.	Feb. 22, 2020	at Nashville	Rocco Grimaldi	Elvis Merzlikins	8th	2-3	3-4
70.	Jan. 26, 2021	Florida	Patric Hornqvist	Joonas Korpisalo	5th	1-2	3-4
71.	Feb. 23, 2021	Chicago	Alex DeBrincat	Joonas Korpisalo	1st	1-0	5-6
72.	Mar. 14, 2021	Dallas	Alexander Radulov	Joonas Korpisalo	3rd	0-1	1-2
73.	Dec. 9, 2021	Anaheim	Rickard Rakell	Elvis Merzlikins	3rd	1-2	1-2
74.	Mar. 5, 2022	Boston	David Pastrnak	Elvis Merzlikins	3rd	0-1	4-5
75.	Apr. 22, 2022	Ottawa	Tim Stutzle	Elvis Merzlikins	2nd	0-1	1-2
76.	Nov. 28, 2022	Vegas	Paul Cotter	Daniil Tarasov	7th	1-2	2-3



# ALL-TIME STATISTICS

## ALL-TIME INDIVIDUAL SHOOTOUT STATISTICS

PLAYER	RD. 1	RD. 2	RD. 3	RD. 4	RD. 5	RD. 6	RD. 7	RD. 8	RD. 9	RD. 10	RD. 11	TOTAL	S PCT.	GWG
J. Anderson	...	...	...	...	...	...	...	1-1	...	...	...	1-of-1	1.000	1
A. Anisimov	3-5	2-5	0-2	...	...	...	...	...	...	...	...	5-of-12	.417	2
C. Atkinson	9-33	2-7	1-3	3-3	...	...	...	...	...	...	...	15-of-46	.326	8
J. Balastik	5-8	...	1-1	...	...	...	...	...	...	...	...	6-of-9	.667	3
E. Bemstrom	...	...	0-1	...	...	...	...	...	...	...	...	0-of-1	.000	0
B. Berard	...	...	...	...	...	...	0-1	...	...	...	...	0-of-1	.000	0
O. Bjorkstrand	0-3	0-3	3-5	1-4	0-1	...	...	...	...	...	...	4-of-16	.250	1
A. Boqvist	...	...	...	0-1	...	...	...	...	...	...	...	0-of-1	.000	0
D. Brassard	...	1-2	0-3	0-1	...	1-1	...	...	...	...	...	2-of-7	.286	1
G. Brule	...	0-1	0-1	...	0-1	0-1	...	...	...	...	...	0-of-4	.000	0
M. Calvert	...	1-4	0-2	0-3	...	...	...	0-1	...	...	...	1-of-10	.100	1
A. Carter	...	...	...	...	...	...	1-1	...	...	...	...	1-of-1	1.000	0
J. Carter	0-1	...	0-1	...	...	...	...	...	...	...	...	0-of-2	.000	0
J. Chimera	1-1	0-2	...	0-1	0-1	...	...	1-2	...	...	0-1	2-of-8	.250	2
Y. Chinakhov	0-1	1-1	...	...	...	...	...	1-1	...	...	...	2-of-3	.667	2
K. Connauton	...	...	...	...	...	0-1	...	...	...	...	...	0-of-1	.000	0
M. Domi	...	0-1	0-2	0-1	...	...	...	...	...	...	...	0-of-4	.000	0
D. Dorsett	...	0-1	...	...	...	...	...	...	...	...	...	0-of-1	.000	0
B. Dubinsky	...	1-4	1-2	...	0-1	1-1	0-1	...	...	...	...	3-of-9	.333	2
P. Dubois	1-3	1-1	2-2	0-1	...	...	...	...	...	...	...	4-of-7	.571	1
A. Duclair	...	...	...	0-1	...	...	...	...	...	...	...	0-of-1	.000	0
A. Eriksson	...	...	...	...	...	...	...	...	...	0-1	...	0-of-1	.000	0
S. Fedorov	0-1	0-2	0-2	0-1	1-2	1-1	...	...	...	...	...	2-of-9	.222	1
N. Filatov	0-1	1-3	...	...	...	...	...	...	...	...	...	1-of-4	.250	0
T. Fix-Wolansky	...	...	...	...	...	...	0-1	...	...	...	...	0-of-1	.000	0
N. Foligno	...	...	0-3	0-1	0-1	...	...	0-1	...	...	...	0-of-6	.000	0
A. Foote	...	...	0-1	...	...	...	...	...	...	...	...	0-of-1	.000	0
D. Fritsche	...	...	...	...	...	0-1	...	...	...	...	...	0-of-1	.000	0
S. Gagner	0-1	2-3	...	...	...	...	...	...	...	...	...	2-of-4	.500	1
J. Gaudreau	...	...	0-2	...	...	...	...	...	...	...	...	0-of-2	.000	0
N. Gerbe	...	...	0-1	...	0-2	...	...	...	...	...	...	0-of-3	.000	0
C. Glencross	...	...	...	1-1	...	...	...	...	...	...	...	1-of-1	1.000	0
M. Grigorenko	...	...	...	...	0-1	...	...	...	...	...	...	0-of-1	.000	0
R. Hainsey	0-1	...	...	...	...	...	...	...	...	...	...	0-of-1	.000	0
M. Hannikainen	...	...	...	...	...	...	0-1	...	...	...	...	0-of-1	.000	0
M. Hartigan	...	...	1-2	...	...	...	...	...	...	...	...	1-of-2	.500	0
J. Hrdina	...	...	...	0-1	...	0-1	...	...	...	...	...	0-of-2	.000	0
K. Huselius	4-14	0-1	3-8	...	...	...	...	...	...	...	...	7-of-23	.304	3
B. Jenner	0-1	...	1-2	0-3	1-2	...	0-2	...	...	...	...	2-of-10	.200	2
R. Johansen	1-5	5-14	3-6	2-3	0-1	...	...	...	...	...	...	11-of-29	.379	6
J. Johnson	...	...	0-3	0-1	...	1-1	...	...	...	...	...	3-of-7	.429	2
K. Johnson	...	...	...	0-1	1-1	...	...	...	...	...	...	1-of-2	.500	1
J. Jokinen	0-1	...	0-1	...	...	...	...	...	...	...	...	0-of-2	.000	0
M. Koivu	0-1	...	...	...	...	...	...	...	...	...	...	0-of-1	.000	0
Z. Konopka	...	0-1	...	...	...	...	...	...	...	...	...	0-of-1	.000	0
T. Kubalik	...	0-1	...	...	...	...	...	...	...	...	...	0-of-1	.000	0
P. Laine	1-2	1-5	1-1	...	...	...	...	...	...	...	...	3-of-8	.375	1
M. Letestu	5-13	3-6	2-3	...	...	...	...	...	...	...	...	10-of-22	.455	3
T. Letowski	0-1	...	...	0-1	...	...	...	1-1	1-1	...	...	2-of-4	.500	1
J. Lindstrom	0-1	...	...	...	...	...	...	...	...	...	...	0-of-1	.000	0
D. MacKenzie	...	...	...	...	...	...	0-1	...	...	...	...	0-of-1	.000	0
M. Malhotra	...	...	...	0-1	...	...	...	...	...	...	1-1	1-of-2	.500	1
K. Marchenko	1-1	...	...	...	...	...	...	...	...	...	...	1-of-1	1.000	0
S. Matteau	...	0-1	...	...	...	...	...	...	...	...	...	0-of-1	.000	0
M. Mayorov	0-1	1-1	...	...	...	...	...	...	...	...	...	1-of-2	.500	1
S. Milano	...	...	0-1	...	0-1	...	0-1	...	...	...	...	0-of-3	.000	0
F. Modin	0-1	0-1	0-1	...	...	...	...	...	...	...	...	0-of-3	.000	0
J. Morin	...	...	...	...	1-1	...	...	...	...	...	...	1-of-1	1.000	0
Rick Nash	8-20	13-33	4-13	1-1	...	...	...	...	...	...	...	26-of-67	.388	9
Riley Nash	...	...	...	...	...	...	...	0-1	...	...	...	0-of-1	.000	0
J. Novotny	0-1	0-1	0-1	...	...	...	...	...	...	...	...	0-of-3	.000	0
G. Nyquist	1-3	1-4	...	1-2	1-1	1-1	...	...	...	...	...	5-of-11	.455	1
S. Pahlsson	...	...	...	...	...	...	...	...	0-1	...	...	0-of-1	.000	0
A. Panarin	1-1	7-12	...	...	...	...	...	...	...	...	...	8-of-13	.615	3
M. Peca	1-2	0-1	0-1	...	...	...	...	...	...	...	...	1-of-4	.250	0
A. Picard	...	...	0-1	...	...	...	...	...	...	...	...	0-of-1	.000	0
G. Platt	...	0-1	...	...	...	...	...	...	...	...	...	0-of-1	.000	0
V. Prospal	...	0-1	...	...	...	...	...	...	...	...	...	0-of-1	.000	0
J. Roslovic	0-1	...	0-1	...	...	...	...	...	...	...	...	0-of-2	.000	0
K. Russell	...	...	...	...	...	...	...	...	...	0-1	...	0-of-1	.000	0
B. Saad	...	...	...	...	0-1	...	...	...	...	...	...	0-of-1	.000	0
C. Sillinger	...	...	...	...	...	0-1	...	...	...	...	...	0-of-1	.000	0
K. Stenlund	...	...	0-1	...	...	0-1	...	...	...	...	...	0-of-2	.000	0

RECORD BOOK





## ALL-TIME INDIVIDUAL SHOOTOUT STATISTICS CONTINUED

PLAYER	RD. 1	RD. 2	RD. 3	RD. 4	RD. 5	RD. 6	RD. 7	RD. 8	RD. 9	RD. 10	RD. 11	TOTAL	S PCT.	GWG
A. Stralman	...	0-1	...	0-1	...	...	...	...	...	...	...	0-of-2	.000	0
A. Svitov	...	...	...	...	...	...	...	...	0-1	...	...	0-of-1	.000	0
A. Texier	...	0-1	...	2-2	...	...	...	...	...	...	...	2-of-3	.667	1
R. Torres	...	...	...	...	...	...	...	0-1	...	...	...	0-of-1	.000	0
F. Tyutin	...	2-4	1-4	1-1	...	0-2	...	...	...	...	...	4-of-11	.364	1
R. Umberger	0-1	...	...	0-1	...	...	0-1	0-1	...	...	...	0-of-4	.000	0
S. Upshall	...	0-1	0-1	...	...	...	...	...	...	...	...	0-of-2	.000	0
A. Vermette	0-1	...	0-2	1-5	1-3	...	...	...	...	...	...	2-of-11	.182	1
J. Voracek	0-2	0-1	5-14	1-1	...	...	...	...	...	...	...	6-of-18	.333	3
D. Vyborny	4-8	0-3	0-4	1-1	1-3	...	...	...	...	...	...	6-of-19	.316	2
A. Wennberg	0-1	1-4	4-10	0-1	1-1	0-2	...	0-1	...	...	...	6-of-20	.300	3
Z. Werenski	...	...	0-1	...	0-1	0-1	...	...	...	...	...	0-of-3	.000	0
J. Williams	2-5	0-1	0-1	...	...	...	...	...	...	...	...	2-of-7	.286	1
K. Wilson	...	1-4	1-1	...	...	...	...	...	...	...	...	2-of-5	.400	2
J. Wisniewski	...	...	1-2	0-1	...	...	...	...	...	...	...	1-of-3	.333	0
T. Wright	...	...	...	...	0-1	...	...	...	...	...	...	0-of-1	.000	0
N. Zherdev	2-5	3-7	2-4	1-3	...	...	...	...	...	...	...	8-of-19	.421	2
<b>Total</b>	<b>50-152</b>	<b>49-152</b>	<b>37-123</b>	<b>16-51</b>	<b>8-27</b>	<b>5-15</b>	<b>3-13</b>	<b>3-9</b>	<b>2-4</b>	<b>0-2</b>	<b>1-2</b>	<b>175-of-551</b>	<b>.318</b>	<b>76</b>

GOALTENDER	RD. 1	RD. 2	RD. 3	RD. 4	RD. 5	RD. 6	RD. 7	RD. 8	RD. 9	RD. 10	RD. 11	TOTAL	SV PCT.	RECORD
S. Bobrovsky	27-36	28-36	19-24	10-14	6-7	4-5	3-4	3-3	2-2	...	...	102-of-131	.779	23-13
T. Conklin	1-2	1-2	1-1	...	...	...	...	...	...	...	...	3-of-5	.600	1-1
M. Denis	3-4	4-4	3-3	1-2	1-2	1-1	0-1	1-1	...	...	...	14-of-18	.778	3-1
A. Forsberg	0-1	1-1	1-1	...	...	...	...	...	...	...	...	2-of-3	.667	1-0
M. Garon	8-9	5-9	4-7	1-4	0-1	...	...	...	...	...	...	18-of-30	.600	3-6
J. Korpisalo	10-15	11-14	7-11	4-5	2-4	1-1	...	...	...	...	...	35-of-50	.799	8-6
P. Leclaire	11-16	13-16	9-12	1-6	0-3	1-1	0-1	1-1	1-1	1-1	1-1	39-of-59	.661	8-8
S. Mason	23-31	16-31	14-19	4-8	1-2	2-2	2-2	1-2	1-1	0-1	...	65-of-100	.650	12-19
C. McElhinney	6-8	4-8	4-6	1-1	...	...	...	...	...	...	...	15-of-23	.652	5-3
E. Merzlikins	10-12	8-13	8-11	4-6	4-4	2-3	2-3	0-1	...	...	...	37-of-52	.712	6-7
F. Norrena	6-11	6-11	5-7	1-2	2-2	1-1	...	...	...	...	...	21-of-34	.618	3-8
M. Prusek	1-1	0-1	1-1	1-1	1-1	1-1	1-1	1-1	...	...	...	7-of-8	.875	1-0
C. Sanford	4-5	3-5	3-4	0-1	...	...	...	...	...	...	...	10-of-15	.667	2-3
D. Tarasov	1-1	1-1	0-1	1-1	1-1	1-1	0-1	...	...	...	...	5-of-7	.714	0-1
<b>Total</b>	<b>111-152</b>	<b>101-152</b>	<b>79-108</b>	<b>29-51</b>	<b>18-27</b>	<b>14-16</b>	<b>8-13</b>	<b>7-9</b>	<b>4-4</b>	<b>2-2</b>	<b>1-2</b>	<b>373-of-536</b>	<b>.696</b>	<b>76-76</b>

## ALL-TIME INDIVIDUAL SHOOTOUT STATISTICS CAREER LEADERS

### SHOOTOUT GOALS

1. Rick Nash	26
2. Cam Atkinson	15
3. Ryan Johansen	11
4. Mark Letestu	10
5. Artemi Panarin	8
Nikolay Zherdev	8
7. Kristian Huselius	7
8. Alexander Wennberg	6
Jakub Voracek	6
Jaroslav Balastik	6
David Vyborny	6

### SHOOTOUT PERCENTAGE (MULTIPLE ATTEMPTS)

1. Alexandre Texier	2-of-3	66.7
Jaroslav Balastik	6-of-9	66.7
3. Artemi Panarin	8-of-13	61.5
4. Pierre-Luc Dubois	4-of-7	57.1
5. Yegor Chinakhov	2-of-4	50.0
Sam Gagner	2-of-4	50.0
Trevor Letowski	2-of-4	50.0
Mark Hartigan	1-of-2	50.0
Kent Johnson	1-of-2	50.0
Manny Malhotra	1-of-2	50.0
Maksim Mayorov	1-of-2	50.0

### SHOOTOUT GAME-DECIDING GOALS

1. Rick Nash	26-of-67	9
2. Cam Atkinson	15-of-46	8
3. Ryan Johansen	11-of-29	6
4. Artemi Panarin	8-of-13	3
Alexander Wennberg	6-of-20	3
Jakub Voracek	6-of-18	3
Mark Letestu	10-of-22	3
Jaroslav Balastik	6-of-9	3
Kristian Huselius	7-of-23	3
10. Multiple Players		2



# RECORD BY SEASON

## RECORD BY DIVISION

YEAR	CENTRAL	PACIFIC	NORTHWEST	VS. WEST	NORTHEAST	ATLANTIC	SOUTHEAST	METROPOLITAN	VS. EAST
2000-01	6-10-2-2	8-9-1-2	5-12-1-1	19-31-4-5	3-0-3-0	1-4-2-1	5-4-0-0	...	9-8-5-1
2001-02	5-9-3-3	6-14-0-0	4-14-1-1	15-37-4-4	2-5-1-0	4-0-3-1	1-5-0-0	...	7-10-4-1
2002-03	5-13-2-0	7-11-1-1	8-8-3-1	20-32-6-2	3-3-0-0	5-3-0-0	1-4-2-1	...	9-10-2-1
2003-04	9-13-0-2	5-10-4-1	6-11-2-1	20-34-6-4	0-4-1-0	2-2-1-0	3-5-0-0	...	5-11-2-0
2005-06	14-15-3	8-12-0	8-11-1	30-38-4	0-0-0	4-1-0	1-4-0	...	5-5-0
2006-07	11-17-4	10-9-1	8-10-2	29-36-7	3-2-0	1-4-0	0-0-0	...	4-6-0
2007-08	11-18-3	9-5-6	8-10-2	28-33-11	3-2-0	0-0-0	3-1-1	...	6-3-1
2008-09	10-10-4	6-12-2	12-6-2	28-28-8	5-0-0	3-3-1	5-0-1	...	13-3-2
2009-10	7-9-8	9-9-2	8-10-2	24-28-12	2-3-0	0-3-3	6-1-0	...	8-7-3
2010-11	8-11-5	8-11-1	7-9-4	23-31-10	3-2-1	4-2-0	4-0-2	...	11-4-3
2011-12	5-17-2	9-11-0	9-9-2	23-37-4	2-4-1	1-2-2	3-3-0	...	6-9-3
2012-13	9-6-3	8-6-1	7-5-3	24-17-7	...	...	...	...	...
2013-14	6-6-2	7-5-2	...	13-11-4	...	14-8-2	...	16-13-1	30-21-3
2014-15	8-6-0	8-6-0	...	16-12-0	...	11-12-1	...	15-11-4	26-23-5
2015-16	6-8-0	8-5-1	...	14-13-1	...	9-11-4	...	11-16-3	20-27-7
2016-17	8-4-2	9-4-1	...	17-8-3	...	15-7-2	...	18-9-3	33-16-5
2017-18	7-6-1	8-7-1	...	15-13-2	...	16-7-1	...	14-10-4	30-17-5
2018-19	9-5-0	7-7-2	...	16-12-2	...	13-10-1	...	18-9-1	31-19-2
2019-20	3-5-4	7-8-1	...	10-13-5	...	13-2-5	...	10-7-5	23-9-10
2020-21	18-26-12	...	...	...	...	...	...	...	...
2021-22	10-4-2	6-8-2	...	16-12-4	...	12-9-3	...	9-17-0	21-26-3
2022-23	5-9-2	7-7-2	...	12-16-4	...	6-17-1	...	7-15-4	13-32-5
<b>Total</b>	<b>180-227-71</b>	<b>160-176-35</b>	<b>90-115-29</b>	<b>412-494-123</b>	<b>26-25-7</b>	<b>134-107-34</b>	<b>32-27-7</b>	<b>118-107-25</b>	<b>311-266-73</b>

## RECORD BY MONTH

YEAR	OCTOBER	NOVEMBER	DECEMBER	JANUARY	FEBRUARY	MARCH	APRIL	MAY
2000-01	3-8-0-1	4-8-1-0	5-6-3-1	5-4-0-2	3-5-3-2	5-6-2-0	3-2-0-0	0-0-0
2001-02	1-7-4-0	6-6-1-1	3-9-1-0	4-9-1-0	1-3-1-2	5-8-0-2	2-5-0-0	0-0-0
2002-03	3-5-1-0	6-6-1-2	4-8-1-0	7-6-2-0	3-7-1-0	5-8-1-1	1-2-1-0	0-0-0
2003-04	3-6-0-1	4-6-3-0	2-9-1-2	6-6-3-0	4-7-1-1	5-10-0-0	1-1-0-0	0-0-0
2005-06	4-8-0	3-10-0	5-8-1	8-4-1	3-3-0	7-7-1	5-3-1	0-0-0
2006-07	3-5-1	3-10-1	9-5-2	6-6-1	3-7-2	8-6-0	1-3-0	0-0-0
2007-08	7-3-1	4-7-3	7-5-2	7-7-0	5-5-3	4-6-3	0-3-0	0-0-0
2008-09	4-6-0	6-4-3	7-6-1	7-5-1	7-4-1	9-4-2	1-2-2	0-0-0
2009-10	6-5-1	7-4-3	2-9-5	7-8-0	3-2-1	7-4-3	0-3-2	0-0-0
2010-11	6-4-0	8-4-0	6-7-3	3-6-2	8-3-1	3-7-6	0-4-1	0-0-0
2011-12	2-9-1	4-6-2	4-8-2	3-8-1	5-7-1	9-7-0	2-1-0	0-0-0
2012-13	0-0-0	0-0-0	0-0-0	2-5-1	3-7-2	10-2-4	9-3-0	0-0-0
2013-14	5-6-0	5-8-3	7-5-1	10-4-0	2-2-1	9-5-1	5-2-1	0-0-0
2014-15	4-6-0	2-9-2	10-1-1	5-8-0	5-7-1	11-4-0	5-0-1	0-0-0
2015-16	2-10-0	8-5-0	4-7-3	5-5-2	7-3-3	4-9-0	4-1-0	0-0-0
2016-17	3-3-1	9-2-3	14-0-0	7-7-0	6-4-2	10-4-2	1-4-0	0-0-0
2017-18	8-4-0	8-4-1	6-7-2	5-4-1	5-7-1	12-3-1	1-1-1	0-0-0
2018-19	6-5-0	9-3-2	8-5-1	5-6-0	8-5-0	9-6-1	2-1-0	0-0-0
2019-20	5-5-2	6-6-2	7-3-4	9-2-0	4-5-6	2-1-1	0-0-0	0-0-0
2020-21	0-0-0	0-0-0	0-0-0	4-3-3	4-7-2	6-5-3	2-10-2	2-1-2
2021-22	5-3-0	7-5-0	3-5-1	5-9-0	7-3-0	5-6-4	5-7-2	0-0-0
2022-23	3-7-0	4-5-2	4-10-0	4-10-2	5-3-2	3-8-2	2-5-1	0-0-0
<b>Total</b>	<b>83-115-14</b>	<b>113-118-36</b>	<b>117-123-38</b>	<b>124-132-23</b>	<b>101-106-40</b>	<b>148-126-40</b>	<b>52-63-15</b>	<b>2-1-2</b>

## RECORD BY DAY OF THE WEEK

YEAR	MONDAY	TUESDAY	WEDNESDAY	THURSDAY	FRIDAY	SATURDAY	SUNDAY
2000-01	2-4-0-0	4-2-1-1	4-8-3-3	4-4-2-0	5-5-0-0	5-10-2-1	4-6-1-1
2001-02	3-8-2-0	2-6-1-0	2-7-0-1	2-8-1-3	7-3-1-0	4-12-2-1	2-3-1-0
2002-03	1-8-1-0	2-7-1-1	4-4-2-0	9-5-0-0	3-6-2-0	8-9-2-1	2-3-0-1
2003-04	2-4-1-0	2-5-2-1	3-9-1-0	3-10-0-1	6-4-0-1	7-12-1-1	2-1-3-0
2005-06	3-2-1	3-5-1	7-7-0	4-5-0	7-11-1	7-8-1	4-5-0
2006-07	2-2-0	7-4-2	2-6-1	4-4-1	8-10-2	7-12-0	3-4-1
2007-08	1-2-2	4-6-1	7-6-1	6-4-1	7-4-2	6-9-1	3-5-4
2008-09	2-1-2	7-7-1	6-2-1	6-2-1	9-5-0	10-9-4	1-5-1
2009-10	6-4-1	4-8-3	2-4-1	7-7-3	3-1-2	7-10-4	3-1-1
2010-11	4-0-2	5-5-4	5-1-4	3-6-1	7-10-1	9-6-1	1-7-0
2011-12	1-4-0	8-9-1	1-2-2	5-8-2	5-4-0	7-12-1	2-7-1
2012-13	3-1-1	3-2-3	1-1-0	4-4-2	3-2-1	6-4-0	4-3-0
2013-14	6-3-0	8-6-2	2-1-0	7-5-3	6-8-1	11-6-1	3-3-0
2014-15	2-2-1	8-9-0	3-2-0	8-2-1	8-5-2	12-12-0	1-3-1
2015-16	2-6-0	7-8-4	3-1-0	5-7-0	6-7-1	11-7-3	0-4-0
2016-17	2-1-1	12-3-2	2-2-0	5-8-2	11-1-1	10-7-2	8-2-0
2017-18	6-3-0	11-5-1	3-1-1	8-5-2	8-6-1	7-8-2	2-2-0
2018-19	4-3-0	8-10-0	0-0-0	15-4-0	5-4-0	11-9-3	4-1-1
2019-20	8-0-1	6-4-1	2-2-1	6-2-3	3-4-3	4-10-4	4-0-2
2020-21	2-3-2	4-3-3	1-0-0	6-6-3	1-1-0	4-8-2	0-5-2
2021-22	3-2-1	4-11-0	4-1-0	11-7-1	2-6-3	7-8-2	6-3-0
2022-23	0-2-2	5-10-3	1-3-0	5-8-1	3-10-0	7-11-1	4-4-2
<b>Total</b>	<b>65-65-21</b>	<b>124-135-40</b>	<b>65-70-22</b>	<b>133-121-34</b>	<b>123-117-25</b>	<b>167-199-43</b>	<b>63-77-23</b>

RECORD BOOK





## RECORD IN BACK-TO-BACK GAMES

YEAR	HOME			ROAD			OVERALL		
	1ST GAME	2ND GAME	TOTAL	1ST GAME	2ND GAME	TOTAL	1ST GAME	2ND GAME	TOTAL
2000-01	3-1-0-1	0-3-1-2	3-4-1-3	3-9-1-2	2-10-2-0	5-19-3-2	6-10-1-3	2-13-3-2	8-23-4-5
2001-02	1-2-0-0	0-1-0-2	1-3-0-2	5-5-0-0	3-7-0-0	8-12-0-0	6-7-0-0	3-8-0-2	9-15-0-2
2002-03	2-1-0-0	2-2-0-0	4-3-0-0	2-8-2-0	5-5-0-1	7-13-2-1	4-9-2-0	7-7-0-1	11-16-2-1
2003-04	3-2-1-1	3-3-0-0	6-5-1-1	4-6-1-0	2-9-1-0	6-15-2-0	7-8-2-1	5-12-1-0	12-20-3-1
2005-06	7-2-0	2-3-0	9-5-0	4-3-3	6-8-0	10-11-3	11-5-3	8-11-0	19-16-3
2006-07	4-5-1	4-2-1	8-7-2	6-5-0	3-10-1	9-15-1	10-10-1	7-12-2	17-22-3
2007-08	4-0-0	3-1-0	7-1-0	3-5-0	1-4-3	4-9-3	7-5-0	4-5-3	11-10-3
2008-09	8-1-0	4-3-1	12-4-1	4-5-2	3-6-3	7-11-5	12-6-2	7-9-4	19-15-6
2009-10	5-1-2	0-0-0	5-1-2	2-2-0	4-4-4	6-6-4	7-3-2	4-4-4	11-7-6
2010-11	1-4-0	3-4-1	4-8-1	5-5-3	6-3-1	11-8-4	6-9-3	9-7-2	15-16-5
2011-12	2-4-0	1-3-1	3-7-1	3-7-0	2-8-1	5-15-1	5-11-0	3-11-2	8-22-2
2012-13	4-1-0	1-0-0	5-1-0	2-4-0	3-7-0	5-11-0	6-5-0	4-7-0	10-12-0
2013-14	4-3-0	3-4-1	7-7-1	3-5-2	7-2-0	10-7-2	7-8-2	10-6-1	17-14-3
2014-15	4-4-1	2-3-0	6-7-1	6-3-1	6-7-1	12-10-2	10-7-2	8-10-1	18-17-3
2015-16	4-3-1	3-1-1	7-4-2	5-5-0	4-8-1	9-13-1	9-8-1	7-9-2	16-17-3
2016-17	7-2-0	3-1-1	10-3-1	5-3-2	7-4-3	12-7-5	12-5-2	10-5-4	22-10-6
2017-18	7-2-0	4-2-0	11-6-0	3-5-0	4-6-1	7-11-1	10-7-0	8-8-1	18-15-1
2018-19	2-3-0	3-3-1	5-6-1	8-3-0	4-3-2	12-6-2	10-6-0	7-6-3	17-12-3
2019-20	5-2-0	0-2-1	5-4-1	1-1-4	6-4-0	7-5-4	6-3-4	6-6-1	12-9-5
2020-21	2-2-0	2-0-1	4-2-1	1-4-0	1-4-1	2-8-1	3-6-0	3-4-2	6-10-2
2021-22	2-2-2	3-4-1	5-6-3	4-3-1	1-4-1	5-7-2	6-5-3	4-8-2	10-13-5
2022-23	4-8-0	2-3-0	6-11-0	1-4-0	2-8-2	3-12-2	5-12-0	4-11-2	9-23-2
<b>Total</b>	<b>85-55-10</b>	<b>48-48-16</b>	<b>133-103-26</b>	<b>80-100-24</b>	<b>82-131-29</b>	<b>162-231-53</b>	<b>165-155-34</b>	<b>130-179-45</b>	<b>295-330-79</b>

## RECORD WHEN...

### SCORING 1 GOAL OR LESS

YEAR	HOME	ROAD	TOTAL
2000-01	0-8-1-1	0-15-1-0	0-23-2-1
2001-02	0-10-0-2	0-20-0-0	0-30-0-2
2002-03	1-7-0-0	0-9-1-0	1-16-1-0
2003-04	0-7-1-1	0-13-1-1	0-20-2-2
2005-06	1-9-0	0-9-0	1-18-0
2006-07	0-9-0	0-15-0	0-24-0
2007-08	0-9-2	1-15-2	1-24-4
2008-09	1-4-1	1-10-1	2-14-2
2009-10	1-5-3	0-9-3	1-14-6
2010-11	0-7-0	0-9-1	0-16-1
2011-12	0-9-1	1-8-2	1-17-3
2012-13	1-3-2	0-7-1	1-10-3
2013-14	1-7-0	1-7-1	2-14-1
2014-15	0-8-0	1-5-0	1-13-0
2015-16	0-5-2	0-13-1	0-18-3
2016-17	2-4-0	0-4-5	2-8-5
2017-18	2-7-1	0-7-0	2-14-1
2018-19	1-8-1	0-6-1	1-14-2
2019-20	2-8-1	0-5-3	2-13-4
2020-21	1-2-1	0-12-1	1-14-2
2021-22	0-4-2	0-11-0	0-15-2
2022-23	0-10-0	0-12-1	0-22-1
<b>Total</b>	<b>14-150-23</b>	<b>5-221-27</b>	<b>19-371-50</b>

### SCORING 3 GOALS

YEAR	HOME	ROAD	TOTAL
2000-01	8-4-2-0	2-2-0-0	10-6-2-0
2001-02	6-2-1-1	4-3-1-1	10-5-3-2
2002-03	5-1-1-1	1-2-1-0	6-3-2-1
2003-04	6-4-1-0	3-5-1-1	9-9-2-1
2005-06	4-2-0	5-6-1	9-8-1
2006-07	7-2-3	5-2-1	12-4-4
2007-08	6-1-2	4-1-2	10-2-4
2008-09	9-2-1	2-4-2	11-6-3
2009-10	7-3-4	3-7-3	10-10-7
2010-11	9-2-4	9-2-1	18-4-5
2011-12	4-4-1	3-3-0	7-7-1
2012-13	2-0-2	7-1-1	9-1-3
2013-14	3-4-2	5-2-1	8-6-3
2014-15	5-2-1	8-3-2	13-5-3
2015-16	3-5-1	3-1-0	6-6-1
2016-17	7-2-0	10-4-1	17-6-1
2017-18	5-0-0	2-5-0	7-7-0
2018-19	2-1-0	4-1-0	6-2-0
2019-20	6-0-1	4-1-5	10-1-6
2020-21	3-2-4	5-1-1	8-3-5
2021-22	3-3-1	0-3-1	3-6-2
2022-23	3-3-1	1-3-3	4-6-4
<b>Total</b>	<b>113-49-36</b>	<b>90-62-30</b>	<b>203-111-66</b>

### ALLOWING 1 GOAL OR LESS

YEAR	HOME	ROAD	TOTAL
2000-01	10-0-1-0	4-0-1-0	14-0-2-0
2001-02	6-0-0-2	5-1-0-0	11-1-0-2
2002-03	12-1-0-0	3-0-1-0	15-1-1-0
2003-04	9-2-1-0	4-2-1-0	13-4-2-0
2005-06	7-0-0	3-1-0	10-1-0
2006-07	8-0-0	6-3-0	14-3-0
2007-08	12-0-0	7-1-0	19-1-0
2008-09	11-0-1	9-0-0	20-0-1
2009-10	10-0-1	2-0-1	12-0-2
2010-11	9-0-0	5-0-0	14-0-0
2011-12	11-0-0	5-0-0	16-0-0
2012-13	10-0-0	2-1-1	12-1-1
2013-14	9-0-0	11-0-0	20-0-0
2014-15	5-0-0	8-0-0	13-0-0
2015-16	5-0-0	10-0-0	15-0-0
2016-17	17-0-0	8-0-1	25-0-1
2017-18	14-0-0	8-0-0	22-0-0
2018-19	10-0-0	10-0-0	20-0-0
2019-20	8-0-0	4-0-1	12-0-1
2020-21	3-0-0	2-0-0	5-0-0
2021-22	4-0-0	4-0-0	8-0-0
2022-23	3-0-0	3-1-0	6-1-0
<b>Total</b>	<b>193-3-6</b>	<b>123-10-7</b>	<b>316-13-13</b>

### SCORING 2 GOALS OR LESS

YEAR	HOME	ROAD	TOTAL
2000-01	4-11-2-3	2-22-5-2	6-33-7-5
2001-02	2-15-3-3	2-26-2-0	4-41-5-3
2002-03	4-12-1-2	3-21-2-1	7-33-4-2
2003-04	5-13-2-2	1-22-3-1	6-35-5-3
2005-06	2-15-0	2-18-2	4-33-2
2006-07	3-13-1	1-21-0	4-34-1
2007-08	4-13-4	2-21-2	6-34-6
2008-09	5-11-2	4-14-2	9-25-4
2009-10	6-8-4	1-14-3	7-22-7
2010-11	2-15-1	1-13-4	3-28-5
2011-12	3-17-2	3-19-4	6-36-6
2012-13	5-5-2	0-10-1	5-15-3
2013-14	1-11-2	7-14-2	8-25-4
2014-15	2-17-0	2-12-1	4-29-1
2015-16	2-12-5	4-21-2	6-33-7
2016-17	9-8-1	0-8-6	9-16-7
2017-18	7-11-2	6-12-1	13-23-3
2018-19	2-14-1	4-13-2	6-27-3
2019-20	3-12-3	3-7-6	6-19-9
2020-21	1-5-2	1-16-3	2-21-5
2021-22	1-9-3	2-18-1	3-27-4
2022-23	0-19-1	0-21-3	0-40-4
<b>Total</b>	<b>73-266-54</b>	<b>49-363-60</b>	<b>122-629-115</b>

### SCORING 4 GOALS OR MORE

YEAR	HOME	ROAD	TOTAL
2000-01	7-0-0-0	5-0-0-1	12-0-0-1
2001-02	6-1-0-0	2-0-0-0	8-1-0-0
2002-03	11-1-2-0	5-5-0-0	16-6-2-0
2003-04	6-1-1-0	4-0-0-0	10-1-1-0
2005-06	17-1-0	5-1-1	22-2-1
2006-07	8-4-0	9-0-2	17-4-2
2007-08	10-0-1	8-0-1	18-0-2
2008-09	11-0-0	10-0-3	21-0-3
2009-10	7-1-1	8-2-0	15-3-1
2010-11	6-2-0	7-1-3	13-3-3
2011-12	10-0-0	6-3-0	16-3-0
2012-13	7-0-1	3-1-0	10-1-1
2013-14	18-0-0	9-1-0	27-1-0
2014-15	12-1-1	13-0-0	25-1-1
2015-16	13-0-0	9-1-0	22-1-0
2016-17	12-2-0	12-0-0	24-2-0
2017-18	14-1-1	11-1-3	25-2-4
2018-19	18-2-1	17-0-0	35-2-1
2019-20	11-0-0	6-2-0	17-2-0
2020-21	7-2-2	1-0-0	8-2-2
2021-22	17-3-1	14-2-0	31-5-1
2022-23	13-1-0	8-1-1	21-2-1
<b>Total</b>	<b>241-23-12</b>	<b>174-21-15</b>	<b>415-44-27</b>

### ALLOWING 2 GOALS OR LESS

YEAR	HOME	ROAD	TOTAL
2000-01	17-2-2-1	7-3-5-0	24-5-7-1
2001-02	10-1-3-2	8-8-2-0	18-9-5-2
2002-03	17-2-2-0	8-1-2-0	25-3-4-0
2003-04	14-4-2-1	6-4-3-1	20-8-5-2
2005-06	12-1-0	9-3-0	21-4-0
2006-07	14-0-0	10-6-0	24-6-0
2007-08	16-2-2	10-4-2	26-6-4
2008-09	17-1-1	11-2-1	28-3-2
2009-10	18-0-3	8-4-3	26-4-6
2010-11	13-3-0	12-0-1	25-3-1
2011-12	14-4-1	10-2-2	24-6-3
2012-13	12-0-2	7-4-1	19-4-3
2013-14	17-1-0	17-3-1	34-4-1
2014-15	12-2-0	16-1-0	28-3-0
2015-16	10-1-2	13-4-1	23-5-3
2016-17	25-2-0	16-0-5	41-2-5
2017-18	22-2-1	12-3-0	34-5-1
2018-19	14-0-1	16-2-1	30-2-2
2019-20	14-3-1	9-1-3	23-4-4
2020-21	8-1-1	6-1-1	14-2-2
2021-22	11-1-2	5-1-0	16-2-2
2022-23	5-2-0	4-3-1	9-5-1
<b>Total</b>	<b>312-35-30</b>	<b>220-60-36</b>	<b>532-95-66</b>



# RECORD BY SEASON

## RECORD WHEN...

\* INCLUDES SO GOALS

### ALLOWING 3 GOALS

YEAR	HOME	ROAD	TOTAL
2000-01	1-3-2-2	0-8-0-2	1-11-2-4
2001-02	2-6-2-1	0-6-1-0	2-12-3-1
2002-03	2-4-1-1	0-6-1-1	2-10-2-2
2003-04	2-3-1-1	1-6-1-0	3-9-2-1
2005-06	7-5-0	1-6-2	8-11-2
2006-07	2-6-1	2-6-0	4-12-1
2007-08	2-2-2	3-11-0	5-13-2
2008-09	6-4-1	3-7-1	9-11-2
2009-10	2-4-1	2-3-0	4-7-1
2010-11	4-5-1	4-3-3	8-8-4
2011-12	3-5-1	2-2-2	5-7-3
2012-13	2-3-0	2-3-0	4-6-0
2013-14	4-6-2	4-4-1	8-10-3
2014-15	6-2-0	5-5-1	11-7-1
2015-16	6-4-3	1-4-1	7-8-4
2016-17	2-4-1	4-3-1	6-7-2
2017-18	1-4-1	5-2-1	6-6-2
2018-19	5-3-0	6-3-1	11-6-1
2019-20	5-5-2	4-1-3	9-6-5
2020-21	2-1-1	0-7-2	2-8-3
2021-22	7-1-1	4-6-1	11-7-2
2022-23	6-5-1	3-1-2	9-6-3
<b>Total</b>	<b>79-85-30</b>	<b>56-103-28</b>	<b>135-188-58</b>

### ALLOWING 1ST GOAL

YEAR	HOME	ROAD	TOTAL
2000-01	6-8-3-1	3-17-1-0	9-25-4-1
2001-02	5-12-0-2	0-24-1-1	5-36-1-3
2002-03	8-11-3-2	4-19-1-0	12-30-4-2
2003-04	5-11-1-1	5-18-3-1	10-29-4-2
2005-06	10-12-0	6-17-3	16-29-3
2006-07	4-16-2	6-21-0	10-37-2
2007-08	5-11-2	4-19-4	9-30-6
2008-09	8-8-3	5-14-3	13-22-6
2009-10	7-9-4	5-14-4	12-23-8
2010-11	5-14-3	7-12-5	12-26-8
2011-12	3-13-1	3-20-2	6-33-3
2012-13	6-3-4	5-8-1	11-11-5
2013-14	4-10-1	5-12-0	9-22-1
2014-15	6-16-1	9-10-3	15-26-4
2015-16	7-11-4	5-19-1	12-30-5
2016-17	7-8-0	8-6-3	15-14-3
2017-18	8-8-1	7-12-0	15-20-1
2018-19	10-15-1	4-9-1	14-24-2
2019-20	3-9-2	6-8-6	9-17-8
2020-21	3-6-3	2-9-1	5-15-4
2021-22	8-8-2	8-19-2	16-27-4
2022-23	8-16-2	3-22-2	11-38-4
<b>Total</b>	<b>136-235-49</b>	<b>110-329-49</b>	<b>246-564-98</b>

### TRAILING AFTER 1ST PERIOD

YEAR	HOME	ROAD	TOTAL
2000-01	6-7-1-1	1-7-3-0	7-14-4-1
2001-02	6-2-2-4	3-12-2-0	9-14-4-4
2002-03	5-4-1-0	6-5-2-0	11-9-3-0
2003-04	6-9-1-1	3-14-3-2	9-23-4-3
2005-06	10-8-0	4-10-1	14-18-1
2006-07	6-8-2	8-5-1	14-13-3
2007-08	6-4-3	3-10-3	9-14-6
2008-09	11-3-2	5-9-4	16-12-6
2009-10	8-3-3	6-6-1	14-9-4
2010-11	4-6-2	5-3-4	9-9-6
2011-12	3-11-1	5-10-3	8-21-4
2012-13	9-2-3	3-4-2	12-6-5
2013-14	6-8-2	12-5-2	18-13-4
2014-15	4-6-0	9-4-2	13-10-2
2015-16	5-5-3	6-7-1	11-12-4
2016-17	12-3-0	5-1-5	17-4-5
2017-18	9-4-2	8-8-2	17-12-4
2018-19	5-3-2	5-2-2	10-5-4
2019-20	9-4-0	7-4-3	16-8-3
2020-21	4-2-4	3-6-2	7-8-6
2021-22	2-7-0	1-14-2	3-21-2
2022-23	7-14-2	2-16-2	9-30-4
<b>Total</b>	<b>62-180-27</b>	<b>51-246-26</b>	<b>113-426-53</b>

### ALLOWING 4 GOALS OR MORE

YEAR	HOME	ROAD	TOTAL
2000-01	1-10-0-0	2-13-0-1	3-23-0-1
2001-02	2-11-0-1	0-15-0-1	2-26-0-2
2002-03	1-8-2-1	1-21-0-0	2-29-2-1
2003-04	1-11-1-0	1-17-0-1	2-28-1-1
2005-06	4-12-0	2-16-2	6-28-2
2006-07	2-13-3	3-11-3	5-24-6
2007-08	2-10-3	1-7-3	3-17-6
2008-09	2-8-1	2-9-5	4-17-6
2009-10	0-8-5	2-16-3	2-24-8
2010-11	0-11-4	1-13-4	1-24-8
2011-12	0-12-1	0-21-0	0-33-1
2012-13	0-2-3	1-5-1	1-7-4
2013-14	1-8-2	0-10-1	1-18-3
2014-15	1-16-2	2-9-2	3-25-4
2015-16	2-12-1	2-15-0	4-27-1
2016-17	1-6-0	2-9-1	3-15-1
2017-18	3-6-1	2-13-3	5-19-4
2018-19	3-14-1	3-9-0	6-23-1
2019-20	1-4-1	0-8-5	1-12-6
2020-21	1-7-6	1-9-1	2-16-7
2021-22	3-13-2	7-16-1	10-29-3
2022-23	5-16-1	2-21-4	7-37-5
<b>Total</b>	<b>36-218-42</b>	<b>37-283-42</b>	<b>73-501-84</b>

### LEADING AFTER 1ST PERIOD

YEAR	HOME	ROAD	TOTAL
2000-01	11-1-0-2	6-3-2-2	17-4-2-4
2001-02	6-3-3-0	5-0-0-1	11-3-3-1
2002-03	11-1-2-0	3-6-1-1	14-7-3-1
2003-04	8-1-2-0	1-1-0-0	9-2-2-0
2005-06	8-3-0	4-4-1	12-7-1
2006-07	10-0-1	6-1-2	16-1-3
2007-08	13-2-3	8-0-1	21-2-4
2008-09	12-3-0	8-3-2	20-6-2
2009-10	9-3-4	4-5-2	13-8-6
2010-11	10-2-1	7-2-0	17-4-1
2011-12	13-2-1	5-1-0	18-3-1
2012-13	5-1-1	3-1-0	8-2-1
2013-14	14-2-2	8-3-1	22-5-3
2014-15	10-2-1	12-2-0	22-4-1
2015-16	9-2-1	8-4-1	17-6-2
2016-17	15-3-1	13-5-0	28-8-1
2017-18	13-3-1	9-1-2	22-4-3
2018-19	12-2-0	17-2-0	29-4-0
2019-20	8-1-2	3-1-4	11-2-6
2020-21	6-2-2	3-5-2	9-7-4
2021-22	8-2-2	8-4-0	16-6-2
2022-23	6-4-0	6-1-3	12-5-3
<b>Total</b>	<b>210-44-30</b>	<b>144-54-24</b>	<b>353-98-54</b>

### LEADING AFTER 2ND PERIOD

YEAR	HOME	ROAD	TOTAL
2000-01	15-2-1-0	7-0-2-1	22-2-3-1
2001-02	10-0-1-2	7-0-2-0	17-0-3-2
2002-03	16-1-3-1	7-1-2-1	23-2-5-2
2003-04	15-2-2-0	4-1-0-1	19-3-2-1
2005-06	8-1-0	7-1-0	15-2-0
2006-07	13-0-2	8-1-2	21-1-4
2007-08	14-1-1	10-2-0	24-3-1
2008-09	12-2-0	9-1-0	21-3-0
2009-10	13-3-4	11-4-0	24-7-4
2010-11	11-1-1	8-1-1	19-2-2
2011-12	15-3-2	8-3-0	23-6-2
2012-13	9-0-0	4-0-0	13-0-0
2013-14	13-0-3	16-2-1	29-2-4
2014-15	10-1-1	10-1-1	20-2-2
2015-16	10-2-2	12-0-0	22-2-2
2016-17	19-1-0	14-0-3	33-1-3
2017-18	18-0-1	12-3-2	30-3-3
2018-19	17-1-0	15-1-0	32-2-0
2019-20	8-1-1	6-1-4	14-2-5
2020-21	6-0-2	3-0-1	9-0-3
2021-22	11-2-3	9-2-1	20-4-4
2022-23	5-0-0	6-0-2	11-0-2
<b>Total</b>	<b>268-24-33</b>	<b>193-25-27</b>	<b>461-49-60</b>

### SCORING 1ST GOAL

YEAR	HOME	ROAD	TOTAL
2000-01	13-7-1-2	6-7-4-3	19-14-5-5
2001-02	9-6-5-2	8-5-2-0	17-11-7-2
2002-03	12-3-2-0	5-9-2-1	17-12-4-1
2003-04	12-7-3-1	3-9-1-1	15-16-4-2
2005-06	13-6-0	6-8-1	19-14-1
2006-07	14-3-2	9-2-3	23-5-5
2007-08	15-3-5	10-3-1	25-6-6
2008-09	17-5-0	11-4-4	28-9-4
2009-10	13-3-5	7-9-2	20-12-7
2010-11	12-5-2	10-4-3	22-9-5
2011-12	14-8-2	9-5-2	23-13-4
2012-13	8-2-1	5-4-1	13-6-2
2013-14	18-5-3	16-5-3	34-10-6
2014-15	13-4-1	14-5-0	27-9-1
2015-16	11-6-2	11-4-1	22-10-3
2016-17	21-4-1	14-6-4	35-10-5
2017-18	18-4-2	12-6-4	30-10-6
2018-19	12-2-1	21-5-1	33-7-2
2019-20	17-3-2	7-2-5	24-5-7
2020-21	8-3-5	5-8-3	13-11-8
2021-22	13-7-3	8-4-0	21-11-3
2022-23	8-7-0	6-3-5	14-10-5
<b>Total</b>	<b>291-103-53</b>	<b>203-117-57</b>	<b>494-220-110</b>

### TIED AFTER 1ST PERIOD

YEAR	HOME	ROAD	TOTAL
2000-01	2-7-3-0	2-14-0-1	4-21-3-1
2001-02	2-13-0-0	0-17-1-0	2-30-1-0
2002-03	4-9-2-2	0-17-0-0	4-26-2-2
2003-04	3-8-1-1	4-12-1-0	7-20-2-1
2005-06	5-7-0	4-11-2	9-18-2
2006-07	2-11-1	1-17-0	3-28-1
2007-08	1-8-1	3-12-1	4-20-2
2008-09	2-7-1	3-6-1	5-13-2
2009-10	3-6-2	2-12-3	5-18-5
2010-11	3-11-2	5-11-4	8-22-6
2011-12	1-8-1	2-14-1	3-22-2
2012-13	0-2-1	4-7-0	4-9-1
2013-14	2-5-0	1-9-0	3-14-0
2014-15	5-12-1	2-9-1	7-21-2
2015-16	4-10-2	2-12-0	6-22-2
2016-17	1-6-0	4-6-2	5-12-2
2017-18	4-5-0	2-9-0	6-14-0
2018-19	5-12-0	3-10-0	8-22-0
2019-20	3-7-2	3-5-4	6-12-6
2020-21	1-5-2	1-6-0	2-11-2
2021-22	11-6-3	7-5-0	18-11-3
2022-23	3-5-0	1-8-2	4-13-2
<b>Total</b>	<b>148-113-43</b>	<b>115-145-52</b>	<b>263-258-95</b>

### TIED AFTER 2ND PERIOD

YEAR	HOME	ROAD	TOTAL
2000-01	3-1-1-2	2-6-3-1	5-7-4-3
2001-02	4-2-3-2	1-3-0-1	5-5-3-3
2002-03	3-4-0-1	1-4-1-0	4-8-1-1
2003-04	2-4-1-1	1-7-4-1	3-11-5-2
2005-06	9-6-0	2-1-1	11-7-1
2006-07	0-3-1	6-2-1	6-5-2
2007-08	4-2-4	1-4-3	5-6-7
2008-09	13-0-2	3-3-4	16-3-6
2009-10	4-0-2	0-3-4	4-3-6
2010-11	5-4-3	7-0-3	12-4-6
2011-12	2-5-1	2-4-2	4-9-3
2012-13	3-0-3	5-3-1	8-3-4
2013-14	8-7-1	4-0-2	12-7-3
2014-15	7-2-1	11-3-1	18-5-2
2015-16	4-4-2	2-4-2	6-8-4
2016-17	8-3-0	5-2-2	13-5-2
2017-18	6-2-1	4-1-0	10-3-1
2018-19	5-3-2	8-3-1	13-6-3
2019-20	8-1-3	4-1-4	12-2-7
2020-21	5-2-1	2-6-2	7-8-3
2021-22	4-2-2	4-5-0	8-7-2
2022-23	7-5-0	1-3-2	8-8-2
<b>Total</b>	<b>114-62-40</b>	<b>76-68-46</b>	<b>190-130-86</b>

RECORD BOOK





## RECORD WHEN...

### TRAILING AFTER 2ND PERIOD

YEAR	HOME	ROAD	TOTAL
2000-01	1-12-2-1	0-18-0-1	1-30-2-2
2001-02	0-16-1-0	0-26-1-0	0-42-2-0
2002-03	1-9-2-0	1-23-0-0	2-32-2-0
2003-04	0-12-1-1	3-19-0-0	3-31-1-1
2005-06	6-11-0	3-23-3	9-34-3
2006-07	5-16-1	1-20-0	6-36-1
2007-08	2-11-2	3-16-2	5-27-4
2008-09	0-11-1	4-14-3	4-25-4
2009-10	3-9-3	1-16-2	4-25-5
2010-11	1-14-1	2-15-4	3-29-5
2011-12	0-13-0	2-18-2	2-31-2
2012-13	2-5-2	1-9-1	3-14-3
2013-14	1-8-0	1-15-0	2-23-0
2014-15	2-17-0	2-11-1	4-28-1
2015-16	4-11-2	2-19-0	6-30-2
2016-17	1-8-1	3-10-2	4-18-3
2017-18	2-10-1	3-14-2	5-24-3
2018-19	0-14-0	2-9-1	2-23-1
2019-20	4-10-0	3-8-3	7-18-3
2020-21	0-7-5	2-11-1	2-18-6
2021-22	6-11-0	3-16-1	9-27-1
2022-23	4-18-2	2-22-3	6-40-5
<b>Total</b>	<b>45-253-29</b>	<b>44-352-33</b>	<b>89-605-62</b>

### KILLING ALL SHORTHANDED ATTEMPTS

YEAR	HOME	ROAD	TOTAL
2000-01	12-6-1-2	5-5-3-0	17-11-4-2
2001-02	10-9-3-3	6-16-1-1	16-25-4-4
2002-03	14-4-1-0	5-13-1-1	19-17-2-1
2003-04	13-9-2-1	7-10-3-1	20-19-5-2
2005-06	10-6-0	4-4-1	14-10-1
2006-07	7-4-1	6-10-0	13-14-1
2007-08	13-4-3	8-9-1	21-13-4
2008-09	12-4-2	9-6-2	21-10-4
2009-10	14-3-5	8-8-3	22-11-8
2010-11	13-6-4	8-3-4	21-9-8
2011-12	14-8-1	8-5-3	22-13-4
2012-13	12-2-4	2-5-2	14-7-6
2013-14	16-7-0	12-6-3	28-13-3
2014-15	10-9-2	12-6-2	22-15-4
2015-16	8-11-3	9-6-2	17-17-5
2016-17	22-5-1	10-7-5	32-12-6
2017-18	20-7-1	11-6-1	31-13-2
2018-19	17-12-2	18-9-1	35-21-3
2019-20	15-6-2	11-4-5	26-10-7
2020-21	7-2-4	4-13-2	11-15-6
2021-22	11-7-4	12-10-0	23-17-4
2022-23	9-12-2	3-11-3	12-23-5
<b>Total</b>	<b>279-143-54</b>	<b>178-172-51</b>	<b>457-315-105</b>

### SHOTS ON GOAL ARE TIED

YEAR	HOME	ROAD	TOTAL
2000-01	1-0-0-0	0-1-0-0	1-1-0-0
2001-02	1-0-0-0	0-1-0-0	1-1-0-0
2002-03	1-1-2-0	0-1-0-0	1-2-2-0
2003-04	0-1-1-0	0-2-0-0	0-3-1-0
2005-06	1-0-0	0-0-0	1-0-0
2006-07	1-2-0	1-1-0	2-3-0
2007-08	1-0-0	0-2-0	1-2-0
2008-09	1-1-0	0-0-0	1-1-0
2009-10	2-1-2	1-1-0	3-2-2
2010-11	1-1-0	0-0-1	1-1-1
2011-12	1-2-0	0-0-0	1-2-0
2012-13	1-2-0	1-0-0	2-2-0
2013-14	1-1-0	0-0-0	1-1-0
2014-15	1-2-0	2-1-0	3-3-0
2015-16	0-1-0	1-0-0	1-1-0
2016-17	2-0-0	1-1-0	3-1-0
2017-18	1-1-0	0-1-0	1-2-0
2018-19	1-2-0	1-0-0	2-2-0
2019-20	0-1-0	0-0-0	0-1-0
2020-21	0-0-1	0-1-1	0-1-2
2021-22	0-0-0	0-0-0	0-0-0
2022-23	0-1-1	0-1-0	0-2-1
<b>Total</b>	<b>18-20-7</b>	<b>8-14-2</b>	<b>26-34-9</b>

### SCORING A POWER PLAY GOAL

YEAR	HOME	ROAD	TOTAL
2000-01	18-5-2-1	4-7-2-2	22-12-4-3
2001-02	11-6-2-0	2-12-3-0	13-18-5-0
2002-03	16-5-2-1	7-14-0-0	23-19-2-1
2003-04	12-8-3-1	6-7-2-2	18-15-5-3
2005-06	17-8-0	7-14-2	24-22-2
2006-07	15-6-4	8-8-2	23-14-6
2007-08	11-5-4	8-9-3	19-14-7
2008-09	12-6-2	7-4-4	19-10-6
2009-10	11-4-6	7-10-3	18-14-9
2010-11	7-7-2	9-6-4	16-13-6
2011-12	12-9-0	6-7-3	18-16-3
2012-13	7-1-3	5-2-0	12-3-3
2013-14	15-6-1	10-4-1	25-10-2
2014-15	10-12-1	14-8-0	24-20-1
2015-16	10-6-1	11-8-0	21-14-1
2016-17	12-3-0	11-3-1	23-6-1
2017-18	16-2-2	5-4-2	21-6-4
2018-19	9-5-1	11-3-0	20-8-1
2019-20	10-4-0	6-3-2	16-7-2
2020-21	4-2-5	2-2-0	6-4-5
2021-22	13-4-2	6-9-1	19-13-3
2022-23	11-6-0	3-7-5	14-13-5
<b>Total</b>	<b>259-120-46</b>	<b>155-151-44</b>	<b>414-271-90</b>

### ALLOWING A POWER PLAY GOAL

YEAR	HOME	ROAD	TOTAL
2000-01	7-9-3-1	4-19-2-3	11-28-5-4
2001-02	4-9-2-1	2-13-2-0	6-22-4-1
2002-03	6-10-4-2	4-15-2-0	10-25-6-2
2003-04	4-9-2-1	1-17-1-1	5-26-3-2
2005-06	13-12-0	8-21-3	21-33-3
2006-07	11-15-3	9-13-3	20-28-6
2007-08	7-10-4	6-13-4	13-23-8
2008-09	13-9-1	7-12-5	20-21-6
2009-10	6-9-4	4-15-3	10-24-7
2010-11	4-13-1	9-13-4	13-26-5
2011-12	3-13-2	4-20-1	7-33-3
2012-13	2-3-1	8-7-0	10-10-1
2013-14	6-8-4	9-11-0	15-19-4
2014-15	9-11-0	11-9-1	20-20-1
2015-16	10-6-3	7-17-0	17-23-3
2016-17	6-7-0	12-5-2	18-12-2
2017-18	6-5-2	8-12-3	14-17-5
2018-19	5-5-0	7-5-1	12-10-1
2019-20	5-6-2	2-6-6	7-12-8
2020-21	4-7-4	3-4-2	7-11-6
2021-22	10-8-1	4-13-2	14-21-3
2022-23	7-11-0	6-14-4	13-25-4
<b>Total</b>	<b>148-195-48</b>	<b>135-275-55</b>	<b>283-479-103</b>

### TRAILING IN SHOTS ON GOAL

YEAR	HOME	ROAD	TOTAL
2000-01	12-10-2-1	5-18-5-3	17-28-7-4
2001-02	7-10-5-1	8-23-2-1	15-33-7-2
2002-03	13-10-3-2	7-22-3-1	20-32-6-3
2003-04	6-9-2-2	7-23-2-2	13-32-4-4
2005-06	13-12-0	12-23-4	25-35-4
2006-07	8-7-3	10-10-2	18-17-5
2007-08	6-6-3	9-9-1	15-15-4
2008-09	11-4-1	10-8-3	21-12-4
2009-10	10-5-4	8-14-4	18-19-8
2010-11	6-6-2	9-9-4	15-15-6
2011-12	8-8-0	11-16-2	19-24-2
2012-13	7-1-5	8-8-2	15-9-7
2013-14	12-8-2	12-11-1	24-19-3
2014-15	11-9-2	18-9-3	29-18-5
2015-16	11-6-5	11-13-1	22-19-6
2016-17	13-2-0	9-5-6	22-7-6
2017-18	6-3-2	12-6-3	18-9-5
2018-19	6-3-0	11-5-2	17-8-2
2019-20	10-3-1	8-4-4	18-7-5
2020-21	10-7-6	5-11-3	15-18-9
2021-22	13-9-3	8-21-1	21-30-4
2022-23	13-16-1	5-19-6	18-35-7
<b>Total</b>	<b>212-154-58</b>	<b>203-287-71</b>	<b>415-441-129</b>

### SHUT OUT ON POWER PLAY

YEAR	HOME	ROAD	TOTAL
2000-01	1-10-2-2	5-17-3-1	6-27-5-3
2001-02	3-12-3-4	6-17-0-1	9-29-3-5
2002-03	4-9-3-1	2-14-3-1	6-23-6-2
2003-04	5-10-1-1	2-20-2-0	7-30-3-1
2005-06	6-10-0	5-11-2	11-21-2
2006-07	3-13-0	7-15-1	10-28-1
2007-08	9-9-3	6-13-2	15-22-5
2008-09	13-7-1	9-14-3	22-21-4
2009-10	9-8-3	5-13-3	14-21-6
2010-11	10-12-3	8-10-4	18-22-7
2011-12	5-12-3	6-18-1	11-30-4
2012-13	7-4-2	5-10-2	12-14-4
2013-14	7-9-3	11-13-2	18-22-5
2014-15	9-8-1	9-7-3	18-15-4
2015-16	8-11-5	5-15-2	13-26-7
2016-17	16-9-1	11-9-6	27-18-7
2017-18	10-10-1	14-14-2	24-24-3
2018-19	13-12-1	14-11-2	27-23-3
2019-20	10-8-4	7-7-9	17-15-13
2020-21	7-7-3	5-15-4	12-22-7
2021-22	8-11-3	10-14-1	18-25-4
2022-23	5-17-2	6-18-2	11-35-4
<b>Total</b>	<b>168-218-56</b>	<b>158-295-62</b>	<b>326-513-118</b>

### LEADING IN SHOTS ON GOAL

YEAR	HOME	ROAD	TOTAL
2000-01	6-5-2-2	4-5-0-0	10-10-2-2
2001-02	6-8-0-3	0-5-1-0	6-13-1-3
2002-03	6-3-0-0	2-5-0-0	8-8-0-0
2003-04	11-8-1-0	1-2-2-0	12-10-3-0
2005-06	9-6-0	0-2-0	9-8-0
2006-07	9-10-1	4-12-1	13-22-2
2007-08	13-8-4	5-11-4	18-19-8
2008-09	13-8-2	6-10-4	19-18-6
2009-10	8-6-3	3-8-2	11-14-5
2010-11	10-12-3	8-7-3	18-19-6
2011-12	8-11-3	1-9-2	9-20-5
2012-13	6-2-0	1-4-0	7-6-0
2013-14	9-6-2	9-6-2	18-12-4
2014-15	7-9-0	3-5-0	10-14-0
2015-16	7-10-1	4-10-1	11-20-2
2016-17	13-10-1	12-6-1	25-16-2
2017-18	19-8-1	7-11-1	26-19-2
2018-19	15-12-2	13-9-0	28-21-2
2019-20	10-8-3	5-6-7	15-14-10
2020-21	1-2-1	2-5-0	3-7-1
2021-22	8-6-2	8-2-1	16-8-3
2022-23	3-6-0	4-5-1	7-11-1
<b>Total</b>	<b>197-164-37</b>	<b>102-145-33</b>	<b>299-309-70</b>

### RECORD IN GAMES DECIDED BY...

YEAR	1-GOAL	2-GOALS	3-GOALS	4+
2000-01	11-11-0-6	6-12	10-10	1-6
2001-02	10-11-0-5	9-17	1-9	2-10
2002-03	11-15-0-3	7-10	7-4	4-13
2003-04	14-18-0-4	6-13	4-7	1-7
2005-06	24-12-4	3-12	7-10	1-9
2006-07	18-11-7	6-10	5-15	4-6
2007-08	14-8-12	6-13	10-11	4-4
2008-09	20-6-10	12-10	4-12	5-3
2009-10	15-11-15	9-7	6-11	2-6
2010-11	19-10-13	7-6	6-11	2-8
2011-12	11-13-7	7-12	8-15	3-6
2012-13	14-7-7	5-5	2-3	3-2
2013-14	16-12-7	10-10	13-5	4-5
2014-15	23-8-5	11-11	4-11	4-5
2015-16	14-11-8	7-11	9-10	4-8
2016-17	23-9-8	11-8	9-5	7-2
2017-18	23-7-7	9-12	5-7	8-4
2018-19	17-6-4	5-9	18-10	7-6
2019-20	20-8-15	4-5	7-6	2-3
2020-21	12-4-12	3-10	3-8	0-4
2021-22	17-11-7	7-6	9-9	4-12
2022-23	13-6-9	7-10	4-17	1-15
<b>Total</b>	<b>359-215-175</b>	<b>157-219</b>	<b>151-206</b>	<b>73-144</b>



# LEADERS BY SEASON

## GAMES PLAYED

2000-01	Serge Aubin, Lyle Odelein	81
2001-02	Grant Marshall	81
	Jean-Luc Grand-Pierre	
2002-03	Geoff Sanderson, Luke Richardson	82
2003-04	David Vyborny	82
2005-06	Trevor Letowski	81
2006-07	David Vyborny, Jason Chimera, Manny Malhotra	82
2007-08	Nikolai Zherdev, Rostislav Klesla	82
2008-09	R.J. Umberger, Fedor Tyutin, Jan Hejda	82
2009-10	R.J. Umberger, Antoine Vermette	82
2010-11	Sammy Pahlsson, R.J. Umberger, Antoine Vermette	82
2011-12	Rick Nash, Vinny Prospal	82
2012-13	Vinny Prospal, R.J. Umberger, Fedor Tyutin	48
2013-14	Ryan Johansen, Mark Letestu, Jack Johnson	82
2014-15	Ryan Johansen, David Savard	82
2015-16	Gregory Campbell, Boone Jenner, Ryan Murray	82
2016-17	Brandon Saad, Jack Johnson, Boone Jenner, Cam Atkinson	82
2017-18	Oliver Bjorkstrand, Pierre-Luc Dubois, Josh Anderson, Pierre-Luc Dubois, David Savard, Zach Werenski	82
2018-19	Pierre-Luc Dubois, Boone Jenner, Gustav Nyquist	70
2020-21	Cam Atkinson, Oliver Bjorkstrand, Seth Jones, Eric Robinson	56
2021-22	Gustav Nyquist, Andrew Peeke	82
2022-23	Johnny Gaudreau, Andrew Peeke	80

## POINTS

2000-01	Geoff Sanderson	56
2001-02	Ray Whitney	61
2002-03	Ray Whitney	76
2003-04	Rick Nash	57
2005-06	David Vyborny	65
2006-07	David Vyborny	64
2007-08	Rick Nash	69
2008-09	Rick Nash	79
2009-10	Rick Nash	67
2010-11	Rick Nash	66
2011-12	Rick Nash	59
2012-13	Vinny Prospal	30
2013-14	Ryan Johansen	63
2014-15	Nick Foligno	73
2015-16	Brandon Saad, Cam Atkinson	53
2016-17	Cam Atkinson	62
2017-18	Artemi Panarin	82
2018-19	Artemi Panarin	87
2019-20	Pierre-Luc Dubois	49
2020-21	Oliver Bjorkstrand	44
2021-22	Jakub Voracek	62
2022-23	Johnny Gaudreau	74

## GOALS

2000-01	Geoff Sanderson	30
2001-02	Ray Whitney	21
2002-03	Geoff Sanderson	34
2003-04	Rick Nash	41
2005-06	Rick Nash	31
2006-07	Rick Nash	27
2007-08	Rick Nash	38
2008-09	Rick Nash	40
2009-10	Rick Nash	33
2010-11	Rick Nash	32

2011-12	Rick Nash	30
2012-13	Mark Letestu	13
2013-14	Ryan Johansen	33
2014-15	Nick Foligno	31
2015-16	Brandon Saad	31
2016-17	Cam Atkinson	35
2017-18	Artemi Panarin	27
2018-19	Cam Atkinson	41
2019-20	Oliver Bjorkstrand	21
2020-21	Oliver Bjorkstrand	18
2021-22	Oliver Bjorkstrand	28
2022-23	Boone Jenner	26

## ASSISTS

2000-01	Espen Knutsen	42
2001-02	Ray Whitney	40
2002-03	Ray Whitney	52
2003-04	David Vyborny	31
2005-06	David Vyborny	43
2006-07	David Vyborny	48
2007-08	Nikolai Zherdev	35
2008-09	Rick Nash	39
2009-10	Kristian Huselius	40
2010-11	Rick Nash	34
2011-12	Vinny Prospal	39
2012-13	Vinny Prospal, Brandon Dubinsky, Fedor Tyutin	18
2013-14	James Wisniewski	44
2014-15	Ryan Johansen	45
2015-16	Alexander Wennberg	32
2016-17	Alexander Wennberg	46
2017-18	Artemi Panarin	55
2018-19	Artemi Panarin	59
2019-20	Pierre-Luc Dubois	31
2020-21	Oliver Bjorkstrand	26
2021-22	Jakub Voracek	56
2022-23	Johnny Gaudreau	53

## PLUS/MINUS RATING (OVER 40 GAMES)

2000-01	Jamie Pushor	7
2001-02	Jody Shelley	1
2002-03	David Vyborny	12
2003-04	David Ling	-3
2005-06	Ron Hainsey	13
2006-07	Anders Eriksson	12
2007-08	Jan Hejda	20
2008-09	Jan Hejda	23
2009-10	Derek Dorsett	6
2010-11	Derek MacKenzie	14
2011-12	Derek MacKenzie	4
2012-13	Dalton Prout	15
2013-14	Corey Tropp	11
2014-15	Nick Foligno	16
2015-16	Matt Calvert, Brandon Saad	1
2016-17	David Savard	33
2017-18	Artemi Panarin	23
2018-19	Josh Anderson	25
2019-20	Seth Jones, Eric Robinson	10
2020-21	Eric Robinson	6
2021-22	Sean Kuraly, Jack Roslovic	2
2022-23	Vladislav Gavrikov	-8

## PENALTY MINUTES

2000-01	Tyler Wright	140
2001-02	Jody Shelley	206
2002-03	Jody Shelley	249
2003-04	Jody Shelley	228
2005-06	Jody Shelley	163
2006-07	Alexander Svitov	145
2007-08	Jared Boll	226

2008-09	Jared Boll	180
2009-10	Jared Boll	149
2010-11	Derek Dorsett	184
2011-12	Derek Dorsett	235
2012-13	Jared Boll	100
2013-14	Brandon Dubinsky	98
2014-15	Jared Boll	109
2015-16	Scott Hartnell	112
2016-17	Brandon Dubinsky	91
2017-18	Ian Cole +	76
2018-19	Pierre-Luc Dubois	64
2019-20	Nick Foligno	62
2020-21	Max Domi	75
2021-22	Vladislav Gavrikov	68
2022-23	Mathieu Olivier	81

## POWER PLAY GOALS

2000-01	Steve Heinze	14
2001-02	Mike Sillinger	8
2002-03	Geoff Sanderson	15
2003-04	Rick Nash	19
2005-06	Rick Nash, Bryan Berard	11
2006-07	Rick Nash	9
2007-08	Rick Nash	10
2008-09	R.J. Umberger	9
2009-10	Rick Nash	10
2010-11	R.J. Umberger	8
2011-12	Jeff Carter	8
2012-13	Vinny Prospal, James Wisniewski	4
2013-14	R.J. Umberger	8
2014-15	Nick Foligno	11
2015-16	Scott Hartnell	10
2016-17	Nick Foligno	11
2017-18	Artemi Panarin, Seth Jones	7
2018-19	Cam Atkinson	8
2019-20	Emil Bemstrom, Zach Werenski	5
2020-21	Patrik Laine, Jack Roslovic	4
2021-22	Oliver Bjorkstrand	9
2022-23	Patrik Laine	8

## SHORTHANDED GOALS

2000-01	Tyler Wright, Robert Kron,	1
	Jamie Pushor	
2001-02	Espen Knutsen	2
2002-03	Mike Sillinger	3
2003-04	David Vyborny	4
2005-06	David Vyborny, Adam Foote	2
2006-07	Sergei Fedorov, Jason Chimera	2
2007-08	Rick Nash	4
2008-09	Rick Nash	5
2009-10	Rick Nash, Antoine Vermette	2
2010-11	R.J. Umberger	3
2011-12	Derek MacKenzie, Rick Nash	2
2012-13	Mark Letestu	2
2013-14	Artem Anisimov, Derek MacKenzie, Brandon Dubinsky	2
2014-15	Ryan Johansen	2
2015-16	Cam Atkinson	2
2016-17	Matt Calvert	3
	Cam Atkinson	3
	Matt Calvert	2
2017-18	Matt Calvert	2
2018-19	Cam Atkinson	4
2019-20	Riley Nash, Gustav Nyquist, Zach Werenski	1
2020-21	Cam Atkinson	4
2021-22	Gustav Nyquist	4
2022-23	Gustav Nyquist, Jack Roslovic	2

\* Combined Columbus and Nashville + Combined Columbus and Pittsburgh





## GAME-WINNING GOALS

2000-01	Geoff Sanderson	7
2001-02	Mike Sillinger	5
2002-03	Andrew Cassels	5
2003-04	Rick Nash	7
2005-06	David Vyborny	6
2006-07	Rick Nash	5
2007-08	Rick Nash	6
2008-09	Raffi Torres	6
2009-10	Rick Nash	6
2010-11	Rick Nash	7
2011-12	Derick Brassard, Ryan Johansen, Nikita Nikitin, R.J. Umberger, Antoine Vermette	3
2012-13	Artem Anisimov	3
2013-14	Boone Jenner, Ryan Johansen, Cam Atkinson, Nick Foligno, Artem Anisimov	5
2014-15	Cam Atkinson	7
2015-16	Brandon Saad	7
2016-17	Cam Atkinson	9
2017-18	Josh Anderson, Cam Atkinson, Artemi Panarin	5
2018-19	Cam Atkinson, Artemi Panarin	8
2019-20	Oliver Bjorkstrand	5
2020-21	Cam Atkinson, Max Domi, Eric Robinson	2
2021-22	Patrik Laine	7
2022-23	Johnny Gaudreau	4

## SHOTS ON GOAL

2000-01	Geoff Sanderson	199
2001-02	Ray Whitney	210
2002-03	Geoff Sanderson	286
2003-04	Rick Nash	269
2005-06	Nikolai Zherdev	194
2006-07	Rick Nash	228
2007-08	Rick Nash	329
2008-09	Rick Nash	263
2009-10	Rick Nash	254
2010-11	Rick Nash	305
2011-12	Rick Nash	306
2012-13	Jack Johnson, R.J. Umberger	96
2013-14	Ryan Johansen	237
2014-15	Cam Atkinson	212
2015-16	Brandon Saad	233
2016-17	Cam Atkinson	240
2017-18	Seth Jones	249
2018-19	Cam Atkinson	295
2019-20	Zach Werenski	187
2020-21	Cam Atkinson	158
2021-22	Zach Werenski	216
2022-23	Johnny Gaudreau	220

## SHOOTING PERCENTAGE

2000-01	Espen Knutsen	17.7
2001-02	Mike Sillinger	13.3
2002-03	Espen Knutsen	17.9
2003-04	Rick Nash	15.2
2005-06	Rick Nash	18.2
2006-07	Rick Nash	11.8
2007-08	Rick Nash	11.6
2008-09	Rick Nash	15.2
2009-10	Antoine Vermette	17.3
2010-11	Kristian Huselius	14.9
2011-12	Derick Brassard	11.2
2012-13	Artem Anisimov	16.2
2013-14	Nick Foligno	16.2
2014-15	Nick Foligno	17.0

2015-16	Scott Hartnell	15.3
2016-17	Cam Atkinson	14.6
2017-18	Sonny Milano	20.3
2018-19	Pierre-Luc Dubois	15.5
2019-20	Oliver Bjorkstrand	13.0
2020-21	Patrik Laine ^	14.6
2021-22	Alexandre Texier	18.6
2022-23	Kirill Marchenko	16.0

## FACEOFF WINNING PERCENTAGE

2000-01	Kevyn Adams	57.4
2001-02	Mike Sillinger	57.0
2002-03	Mike Sillinger	56.5
2003-04	Manny Malhotra	53.9
2005-06	Manny Malhotra	56.3
2006-07	Manny Malhotra	55.1
2007-08	Manny Malhotra	59.0
2008-09	Manny Malhotra	58.0
2009-10	Antoine Vermette	54.2
2010-11	Antoine Vermette	55.6
2011-12	Mark Letestu	51.9
2012-13	Derek MacKenzie	59.4
2013-14	Brandon Dubinsky	52.9
2014-15	Mark Letestu	52.9
2015-16	Boone Jenner	53.1
2016-17	Brandon Dubinsky	51.7
2017-18	Boone Jenner	55.5
2018-19	Brandon Dubinsky	57.1
2019-20	Boone Jenner	55.1
2020-21	Boone Jenner	55.1
2021-22	Justin Danforth	53.8
2022-23	Boone Jenner	54.7

## POINTS BY DEFENSEMAN

2000-01	Jamie Heward	27
2001-02	Deron Quint	25
2002-03	Jaroslav Spacek	45
2003-04	Anders Eriksson	27
2005-06	Bryan Berard	32
2006-07	Ron Hainsey	34
2007-08	Ron Hainsey	32
2008-09	Fedor Tyutin	34
2009-10	Anton Stralman	34
2010-11	Fedor Tyutin	27
2011-12	Nikita Nikitin	32
2012-13	Fedor Tyutin	22
2013-14	James Wisniewski	51
2014-15	Jack Johnson	40
2015-16	Seth Jones	31*
2016-17	Zach Werenski	47
2017-18	Seth Jones	57
2018-19	Seth Jones	46
2019-20	Zach Werenski	41
2020-21	Seth Jones	28
2021-22	Zach Werenski	48
2022-23	Adam Boqvist	24

## GOALS BY DEFENSEMAN

2000-01	Jamie Heward	11
2001-02	Rostislav Klesla	8
2002-03	Jaroslav Spacek	9
2003-04	Anders Eriksson	7
2005-06	Bryan Berard	12
2006-07	Ron Hainsey, Rostislav Klesla	9
2007-08	Ron Hainsey	8
2008-09	Fedor Tyutin	9
2009-10	Kris Russell	7
2010-11	Fedor Tyutin	7
2011-12	Nikita Nikitin	7
2012-13	Jack Johnson, James Wisniewski	5
2013-14	James Wisniewski	7
2014-15	David Savard	11
2015-16	Jack Johnson	6

2016-17	Seth Jones	12
2017-18	Seth Jones, Zach Werenski	16
2018-19	Zach Werenski	11
2019-20	Zach Werenski	20
2020-21	Zach Werenski	7
2021-22	Adam Boqvist, Zach Werenski	11
2022-23	Andrew Peeke	6

## ASSISTS BY DEFENSEMAN

2000-01	Jamie Heward, Deron Quint	16
2001-02	Deron Quint	18
2002-03	Jaroslav Spacek	36
2003-04	Anders Eriksson	20
2005-06	Duvie Westcott	22
2006-07	Ron Hainsey	25
2007-08	Ron Hainsey	24
2008-09	Fedor Tyutin	25
2009-10	Anton Stralman	28
2010-11	Fedor Tyutin	20
2011-12	Nikita Nikitin	25
2012-13	Fedor Tyutin	18
2013-14	James Wisniewski	44
2014-15	Jack Johnson	32
2015-16	Seth Jones	28*
2016-17	Zach Werenski	36
2017-18	Seth Jones	41
2018-19	Seth Jones	37
2019-20	Seth Jones	24
2020-21	Seth Jones	23
2021-22	Zach Werenski	37
2022-23	Adam Boqvist	19

## HAT TRICKS

2000-01	Geoff Sanderson, Tyler Wright, Deron Quint	1
2001-02	Espen Knutsen	1
2002-03	Tyler Wright	2
2003-04	David Vyborny	1
2005-06	Rick Nash, Bryan Berard	1
2006-07		0
2007-08	Rick Nash	1
2008-09	Rick Nash	2
2009-10	R.J. Umberger	1
2010-11	Matt Calvert, Kristian Huselius, Rick Nash	1
2011-12	Jeff Carter	2
2012-13		0
2013-14		0
2014-15	Scott Hartnell, Cam Atkinson, Nick Foligno	1
2015-16	Cam Atkinson, Nick Foligno, Brandon Saad	1
2016-17	Scott Hartnell	1
2017-18	Cam Atkinson, Pierre-Luc Dubois, Artemi Panarin, Thomas Vanek	1
2018-19	Cam Atkinson	2
2019-20	Gustav Nyquist, Zach Werenski	1
2020-21	Emil Bemstrom	1
2021-22	Patrik Laine, Jack Roslovic, Cole Sillinger	1
2022-23	Patrik Laine, Kirill Marchenko, Eric Robinson	1

\*Split between Nashville & Columbus

^Split between Winnipeg & Columbus



# LEADERS BY SEASON

## MULTI-POINT GAMES

2000-01	Geoff Sanderson	11
2001-02	Ray Whitney	18
2002-03	Ray Whitney	19
2003-04	Rick Nash	14
2005-06	David Vyborny	19
2006-07	David Vyborny	19
2007-08	Rick Nash	16
2008-09	Rick Nash	24
2009-10	Kristian Huselius	18
2010-11	Rick Nash	16
2011-12	Rick Nash	14
2012-13	Vinny Prospal, Mark Letestu	6
2013-14	Ryan Johansen	16
2014-15	Nick Foligno	17
2015-16	Boone Jenner	12
2016-17	Cam Atkinson, Alex Wennberg	14
2017-18	Artemi Panarin	19
2018-19	Artemi Panarin	25
2019-20	Oliver Bjorkstrand	11
2020-21	Oliver Bjorkstrand	10
2021-22	Patrik Laine	17
2022-23	Johnny Gaudreau	20

## MULTI-GOAL GAMES

2000-01	Geoff Sanderson	5
2001-02	Mike Sillinger	3
2002-03	Geoff Sanderson	6
2003-04	Rick Nash	6
2005-06	Rick Nash	5
2006-07	Rick Nash	5
2007-08	Rick Nash	6
2008-09	Rick Nash	6
2009-10	Rick Nash	5
2010-11	Rick Nash	7
2011-12	Rick Nash	4
2012-13	Cam Atkinson	2
2013-14	Ryan Johansen	4
2014-15	Scott Hartnell, Nick Foligno	6
2015-16	Brandon Saad	4
2016-17	Cam Atkinson	7
2017-18	Cam Atkinson, Artemi Panarin	3
2018-19	Cam Atkinson	8
2019-20	Oliver Bjorkstrand	4
2020-21	Patrik Laine ^	4
2021-22	Patrik Laine, Jack Roslovic	5
2022-23	Boone Jenner, Patrik Laine Kirill Marchenko, Jack Roslovic	3

## ICE TIME - ALL PLAYERS

2000-01	Deron Quint	24:05
2001-02	Lyle Odelein	22:11
2002-03	Jaroslav Spacek	24:47
2003-04	Jaroslav Spacek	23:26
2005-06	Adam Foote	24:33
2006-07	Adam Foote	24:44
2007-08	Adam Foote	24:01
2008-09	Fedor Tyutin	23:30
2009-10	Fedor Tyutin	23:31
2010-11	Fedor Tyutin	22:41
2011-12	James Wisniewski	24:47
2012-13	Jack Johnson	25:58
2013-14	Jack Johnson	24:40
2014-15	Jack Johnson	24:09
2015-16	Jack Johnson	24:10
2016-17	Seth Jones	23:24
2017-18	Seth Jones	24:36
2018-19	Seth Jones	25:49
2019-20	Seth Jones	25:17
2020-21	Seth Jones	25:14
2021-22	Zach Werenski	25:40
2022-23	Zach Werenski	23:36

## ICE TIME - FORWARDS

2000-01	Steve Heinze	18:49
2001-02	Mike Sillinger	20:51
2002-03	Ray Whitney	21:00
2003-04	Todd Marchant	20:38
2005-06	Sergei Fedorov	21:05
2006-07	David Vyborny	20:20
2007-08	Rick Nash	20:29
2008-09	Rick Nash	21:09
2009-10	Rick Nash	20:56
2010-11	R.J. Umberger	19:12
2011-12	Rick Nash	19:05
2012-13	R.J. Umberger	18:29
2013-14	Brandon Dubinsky	18:46
2014-15	Ryan Johansen	19:30
2015-16	Brandon Dubinsky	18:45
2016-17	Nick Foligno	18:25
2017-18	Artemi Panarin	20:07
2018-19	Artemi Panarin	19:51
2019-20	Nick Foligno	18:40
2020-21	Cam Atkinson	18:56
2021-22	Boone Jenner	20:28
2022-23	Boone Jenner	20:12

## GOALTENDERS

### GAMES PLAYED

2000-01	Ron Tugnutt	53
2001-02	Ron Tugnutt	44
2002-03	Marc Denis	77
2003-04	Marc Denis	66
2005-06	Marc Denis	49
2006-07	Fredrik Norrena	55
2007-08	Pascal Leclaire	54
2008-09	Steve Mason	61
2009-10	Steve Mason	58
2010-11	Steve Mason	54
2011-12	Steve Mason	46
2012-13	Sergei Bobrovsky	38
2013-14	Sergei Bobrovsky	58
2014-15	Sergei Bobrovsky	51
2015-16	Sergei Bobrovsky	37
2016-17	Sergei Bobrovsky	63
2017-18	Sergei Bobrovsky	65
2018-19	Sergei Bobrovsky	62
2019-20	Joonas Korpisalo	37
2020-21	Joonas Korpisalo	33
2021-22	Elvis Merzlikins	59
2022-23	Elvis Merzlikins	30

### MINUTES PLAYED

2000-01	Ron Tugnutt	3,129
2001-02	Ron Tugnutt	2,502
2002-03	Marc Denis	4,511
2003-04	Marc Denis	3,796
2005-06	Marc Denis	2,786
2006-07	Fredrik Norrena	2,952
2007-08	Pascal Leclaire	2,986
2008-09	Steve Mason	3,664
2009-10	Steve Mason	3,201
2010-11	Steve Mason	3,027
2011-12	Steve Mason	2,534
2012-13	Sergei Bobrovsky	2,219
2013-14	Sergei Bobrovsky	3,229
2014-15	Sergei Bobrovsky	2,994
2015-16	Sergei Bobrovsky	2,116
2016-17	Sergei Bobrovsky	3,704
2017-18	Sergei Bobrovsky	3,912
2018-19	Sergei Bobrovsky	3,557
2019-20	Joonas Korpisalo	2,126
2020-21	Joonas Korpisalo	1,747
2021-22	Elvis Merzlikins	3,320
2022-23	Elvis Merzlikins	1,560

## GOALS-AGAINST AVERAGE

2000-01	Ron Tugnutt	2.44
2001-02	Ron Tugnutt	2.85
2002-03	Marc Denis	3.09
2003-04	Marc Denis	2.56
2005-06	Pascal Leclaire	3.23
2006-07	Fredrik Norrena	2.78
2007-08	Pascal Leclaire	2.25
2008-09	Steve Mason	2.29
2009-10	Mathieu Garon	2.81
2010-11	Mathieu Garon	2.72
2011-12	Curtis Sanford	2.60
2012-13	Sergei Bobrovsky	2.00
2013-14	Sergei Bobrovsky	2.38
2014-15	Sergei Bobrovsky	2.69
2015-16	Joonas Korpisalo	2.60
2016-17	Sergei Bobrovsky	2.06
2017-18	Sergei Bobrovsky	2.42
2018-19	Sergei Bobrovsky	2.58
2019-20	Elvis Merzlikins	2.35
2020-21	Elvis Merzlikins	2.77
2021-22	Elvis Merzlikins	3.22
2022-23	Joonas Korpisalo	3.17

## SAVE PERCENTAGE

2000-01	Ron Tugnutt	.917
2001-02	Ron Tugnutt	.900
2002-03	Marc Denis	.903
2003-04	Marc Denis	.918
2005-06	Pascal Leclaire	.911
2006-07	Fredrik Norrena	.904
2007-08	Pascal Leclaire	.919
2008-09	Steve Mason	.916
2009-10	Mathieu Garon	.903
2010-11	Mathieu Garon, Steve Mason	.901
2011-12	Curtis Sanford	.911
2012-13	Sergei Bobrovsky	.932
2013-14	Sergei Bobrovsky	.923
2014-15	Sergei Bobrovsky	.918
2015-16	Joonas Korpisalo	.920
2016-17	Sergei Bobrovsky	.931
2017-18	Sergei Bobrovsky	.921
2018-19	Sergei Bobrovsky	.913
2019-20	Elvis Merzlikins	.923
2020-21	Elvis Merzlikins	.916
2021-22	Elvis Merzlikins	.907
2022-23	Joonas Korpisalo	.913

## WINS

2000-01	Ron Tugnutt	22
2001-02	Ron Tugnutt	12
2002-03	Marc Denis	27
2003-04	Marc Denis	21
2005-06	Marc Denis	21
2006-07	Fredrik Norrena	24
2007-08	Pascal Leclaire	24
2008-09	Steve Mason	33
2009-10	Steve Mason	20
2010-11	Steve Mason	24
2011-12	Steve Mason	16
2012-13	Sergei Bobrovsky	21
2013-14	Sergei Bobrovsky	32
2014-15	Sergei Bobrovsky	30
2015-16	Joonas Korpisalo	16
2016-17	Sergei Bobrovsky	41
2017-18	Sergei Bobrovsky	37
2018-19	Sergei Bobrovsky	37
2019-20	Joonas Korpisalo	19
2020-21	Joonas Korpisalo	9
2021-22	Elvis Merzlikins	27
2022-23	Joonas Korpisalo	11





## GOALTENDERS Continued

### TIES\*

2000-01	Ron Tugnutt	5
2001-02	Marc Denis	5
2002-03	Marc Denis	8
2003-04	Marc Denis	7

\*Not kept since 2003-04

### OTL/SOL

2005-06	Pascal Leclaire	3
2006-07	Fredrik Norrena	3
2007-08	Pascal Leclaire, Fredrik Norrena	6
2008-09	Steve Mason	7
2009-10	Steve Mason	9
2010-11	Steve Mason	7
2011-12	Curtis Sanford	4
2012-13	Sergei Bobrovsky	6
2013-14	Sergei Bobrovsky	5
2014-15	Sergei Bobrovsky	3
2015-16	Joonas Korpisalo	4
2016-17	Sergei Bobrovsky	5
2017-18	Sergei Bobrovsky	6
2018-19	Joonas Korpisalo	3
2019-20	Elvis Merzlikins	8
2020-21	Joonas Korpisalo	7
2021-22	Elvis Merzlikins	7
2022-23	Joonas Korpisalo, Michael Hutchinson	3

### LOSSES

2000-01	Ron Tugnutt	25
2001-02	Ron Tugnutt	27
2002-03	Marc Denis	41
2003-04	Marc Denis	36
2005-06	Marc Denis	25
2006-07	Fredrik Norrena	23
2007-08	Fredrik Norrena	19
2008-09	Steve Mason	20
2009-10	Steve Mason	26
2010-11	Steve Mason	21
2011-12	Steve Mason	26
2012-13	Sergei Bobrovsky	11
2013-14	Sergei Bobrovsky	20
2014-15	Sergei Bobrovsky	17
2015-16	Sergei Bobrovsky	19
2016-17	Sergei Bobrovsky	17
2017-18	Sergei Bobrovsky	22
2018-19	Sergei Bobrovsky	24
2019-20	Joonas Korpisalo	12
2020-21	Joonas Korpisalo	13
2021-22	Elvis Merzlikins	23
2022-23	Elvis Merzlikins	18

### DECISIONS

2000-01	Ron Tugnutt	52
2001-02	Ron Tugnutt	42
2002-03	Marc Denis	76
2003-04	Marc Denis	64
2005-06	Marc Denis	47
2006-07	Fredrik Norrena	50
2007-08	Pascal Leclaire	47
2008-09	Steve Mason	60
2009-10	Steve Mason	55
2010-11	Steve Mason	52
2011-12	Steve Mason	45
2012-13	Sergei Bobrovsky	38
2013-14	Sergei Bobrovsky	57
2014-15	Sergei Bobrovsky	50
2015-16	Sergei Bobrovsky	35
2016-17	Sergei Bobrovsky	63
2017-18	Sergei Bobrovsky	65
2018-19	Sergei Bobrovsky	62
2019-20	Joonas Korpisalo	36
2020-21	Joonas Korpisalo	20
2021-22	Elvis Merzlikins	57
2022-23	Elvis Merzlikins	27

### SHUTOUTS

2000-01	Ron Tugnutt	4
2001-02	Ron Tugnutt	2
2002-03	Marc Denis	5
2003-04	Marc Denis	5
2005-06	Marc Denis	1
2006-07	Fredrik Norrena	3
2007-08	Pascal Leclaire	9
2008-09	Steve Mason	10
2009-10	Steve Mason	5
2010-11	Mathieu Garon, Steve Mason	3
2011-12	Steve Mason, Curtis Sanford	1
2012-13	Sergei Bobrovsky	4
2013-14	Sergei Bobrovsky	5
2014-15	Sergei Bobrovsky	2
2015-16	Sergei Bobrovsky	1
2016-17	Sergei Bobrovsky	7
2017-18	Sergei Bobrovsky	5
2018-19	Sergei Bobrovsky	9
2019-20	Elvis Merzlikins	5
2020-21	Elvis Merzlikins	2
2021-22	Elvis Merzlikins	2
2022-23		0

### ASSISTS

2000-01	Ron Tugnutt	1
2001-02	Ron Tugnutt, Marc Denis	1
2002-03		0
2003-04	Marc Denis	2
2005-06	Marc Denis, Pascal Leclaire	1
2006-07		0
2007-08	Pascal Leclaire	2
2008-09	Pascal Leclaire	1
2009-10	Steve Mason	2
2010-11	Mathieu Garon, Steve Mason	1
2011-12	Steve Mason	2
2012-13		0
2013-14	Sergei Bobrovsky, Curtis McElhinney	1
2014-15	Sergei Bobrovsky	2
2015-16	Sergei Bobrovsky	2
2016-17		0
2017-18	Sergei Bobrovsky	3
2018-19		0
2019-20	Joonas Korpisalo	1
2020-21	Joonas Korpisalo, Elvis Merzlikins	1
2021-22	Elvis Merzlikins	2
2022-23	Michael Hutchinson, Elvis Merzlikins, Daniil Tarasov	1

### PENALTY MINUTES

2000-01	Ron Tugnutt, Marc Denis	2
2001-02	Marc Denis	2
2002-03	Marc Denis	6
2003-04	Marc Denis	10
2005-06	Marc Denis, Pascal Leclaire	2
2006-07	Fredrik Norrena	6
2007-08	Pascal Leclaire	2
2008-09	Steve Mason	2
2009-10	Steve Mason, Mathieu Garon	2
2010-11	Mathieu Garon, Steve Mason	2
2011-12	Steve Mason	2
2012-13		0
2013-14	Sergei Bobrovsky	2
2014-15	Sergei Bobrovsky	4
2015-16	Sergei Bobrovsky, Joonas Korpisalo	2
2016-17	Sergei Bobrovsky	8
2017-18		0
2018-19	Sergei Bobrovsky	2
2019-20		0
2020-21	Joonas Korpisalo	2
2021-22	Elvis Merzlikins	8
2022-23	Elvis Merzlikins	4



# TOP SINGLE SEASONS

## GAMES PLAYED

1.	Gustav Nyquist	82	2021-22
	Andrew Peeke	82	2021-22
	Josh Anderson	82	2018-19
	Pierre-Luc Dubois	82	2018-19
	David Savard	82	2018-19
	Zach Werenski	82	2018-19
	Oliver Bjorkstrand	82	2017-18
	Pierre-Luc Dubois	82	2017-18
	Cam Atkinson	82	2016-17
	Boone Jenner	82	2016-17
	Jack Johnson	82	2016-17
	Brandon Saad	82	2016-17
	Gregory Campbell	82	2015-16
	Boone Jenner	82	2015-16
	Ryan Murray	82	2015-16
	Ryan Johansen	82	2014-15
	David Savard	82	2014-15
	Mark Letestu	82	2013-14
	Jack Johnson	82	2013-14
	Ryan Johansen	82	2013-14
	Rick Nash	82	2011-12
	Vinny Prospal	82	2011-12
	Samuel Pahlsson	82	2010-11
	R.J. Umberger	82	2010-11
	Antoine Vermette	82	2010-11
	R.J. Umberger	82	2009-10
	Antoine Vermette	82	2009-10
	R.J. Umberger	82	2008-09
	Fedor Tyutin	82	2008-09
	Jan Hejda	82	2008-09
	Nikolai Zherdev	82	2007-08
	Rostislav Klesla	82	2007-08
	David Vyborny	82	2006-07
	Jason Chimera	82	2006-07
	Manny Malhotra	82	2006-07
	David Vyborny	82	2003-04
	Geoff Sanderson	82	2002-03
	Luke Richardson	82	2002-03

## POINTS

1.	Artemi Panarin	87	2018-19
2.	Artemi Panarin	82	2017-18
3.	Rick Nash	79	2008-09
4.	Ray Whitney	76	2002-03
5.	Johnny Gaudreau	74	2022-23
6.	Nick Foligno	73	2014-15
7.	Ryan Johansen	71	2014-15
8.	Cam Atkinson	69	2018-19
	Rick Nash	69	2007-08
10.	Andrew Cassels	68	2002-03

## GOALS

1.	Cam Atkinson	41	2018-19
	Rick Nash	41	2003-04
3.	Rick Nash	40	2008-09
4.	Rick Nash	38	2007-08
5.	Cam Atkinson	35	2016-17
6.	Geoff Sanderson	34	2002-03
7.	Ryan Johansen	33	2013-14
	Rick Nash	33	2009-10
9.	Rick Nash	32	2010-11
10.	Brandon Saad	31	2015-16
	Nick Foligno	31	2014-15
	Rick Nash	31	2005-06

## ASSISTS

1.	Artemi Panarin	59	2018-19
2.	Jakub Voracek	56	2021-22
3.	Artemi Panarin	55	2017-18
4.	Johnny Gaudreau	53	2022-23
5.	Ray Whitney	52	2002-03
6.	David Vyborny	48	2006-07
	Andrew Cassels	48	2002-03
8.	Alexander Wennberg	46	2016-17
9.	Ryan Johansen	45	2014-15
10.	James Wisniewski	44	2013-14

## PLUS/MINUS RATING (MIN. 50 GAMES)

1.	David Savard	+33	2016-17
2.	Josh Anderson	+25	2018-19
3.	Artemi Panarin	+23	2017-18
	Brandon Saad	+23	2016-17
	Jack Johnson	+23	2016-17
	Jan Hejda	+23	2008-09
7.	Alexander Wennberg	+22	2017-18
8.	Ryan Murray	+20	2018-19
	Jan Hejda	+20	2007-08
10.	David Savard	+19	2018-19
	Cam Atkinson	+19	2017-18

## PENALTY MINUTES

1.	Jody Shelley	249	2002-03
2.	Derek Dorsett	235	2011-12
3.	Jody Shelley	228	2003-04
4.	Jared Boll	226	2007-08
5.	Jody Shelley	206	2001-02
6.	Derek Dorsett	184	2010-11
7.	Jared Boll	182	2010-11
8.	Jared Boll	180	2008-09
9.	Jody Shelley	163	2005-06
10.	Derek Dorsett	150	2008-09

## POWER PLAY GOALS

1.	Rick Nash	19	2003-04
2.	Geoff Sanderson	15	2002-03
3.	Steve Heinze	14	2000-01
4.	Nick Foligno	11	2016-17
	Nick Foligno	11	2014-15
	Rick Nash	11	2005-06
	Bryan Berard	11	2005-06
8.	Cam Atkinson	10	2016-17
	Scott Hartnell	10	2015-16
	Rick Nash	10	2009-10
	Rick Nash	10	2007-08
	Nikolai Zherdev	10	2005-06

## SHORTHANDED GOALS

1.	Rick Nash	5	2008-09
2.	Gustav Nyquist	4	2021-22
	Cam Atkinson	4	2020-21
	Cam Atkinson	4	2018-19
	Rick Nash	4	2007-08
	David Vyborny	4	2003-04
7.	Cam Atkinson	3	2016-17
	Matt Calvert	3	2016-17
	R.J. Umberger	3	2010-11
	Mike Sillinger	3	2002-03

## GAME-WINNING GOALS

1.	Cam Atkinson	9	2016-17
2.	Cam Atkinson	8	2018-19
	Artemi Panarin	8	2018-19
4.	Patrik Laine	7	2021-22
	Brandon Saad	7	2015-16
	Cam Atkinson	7	2014-15
	Rick Nash	7	2010-11
	Rick Nash	7	2003-04
	Geoff Sanderson	7	2000-01

10.	Rick Nash	6	2009-10
	Raffi Torres	6	2008-09
	Rick Nash	6	2007-08
	David Vyborny	6	2005-06

## SHOTS ON GOAL

1.	Rick Nash	329	2007-08
2.	Rick Nash	306	2011-12
3.	Rick Nash	305	2010-11
4.	Cam Atkinson	295	2018-19
5.	Geoff Sanderson	286	2002-03
6.	Rick Nash	269	2003-04
7.	Rick Nash	263	2008-09
8.	Rick Nash	254	2009-10
	Nikolai Zherdev	254	2007-08
10.	Seth Jones	249	2017-18

## SHOOTING PERCENTAGE (MIN. 50 GAMES)

1.	Sonny Milano	20.3	2017-18
2.	Raffi Torres	19.2	2009-10
3.	Rick Nash	18.2	2005-06
4.	Espen Knutsen	17.7	2000-01
	Andrew Cassels	17.7	2002-03
6.	Steve Heinze	17.6	2000-01
	Tyler Wright	17.6	2002-03
8.	Antoine Vermette	17.3	2009-10
9.	Adam Boqvist	17.2	2021-22
10.	Nick Foligno	17.0	2014-15

## FACE-OFF WINNING PERCENTAGE

### (MIN. 100 ATTEMPTS)

1.	Derek MacKenzie	59.4	2012-13
2.	Manny Malhotra	59.0	2007-08
3.	Brandon Dubinsky	58.3	2012-13
4.	Manny Malhotra	58.0	2008-09
5.	Kevyn Adams	57.4	2000-01
6.	Brandon Dubinsky	57.1	2018-19
7.	Lane Pederson	57.0	2022-23
	Mike Sillinger	57.0	2001-02
9.	Nick Foligno	56.6	2018-19
10.	Geoff Platt	56.5	2006-07
	Mike Sillinger	56.5	2002-03

## POINTS BY DEFENSEMAN

1.	Seth Jones	57	2017-18
2.	James Wisniewski	51	2013-14
3.	Zach Werenski	48	2021-22
4.	Zach Werenski	47	2016-17
5.	Seth Jones	46	2018-19
6.	Jaroslav Spacek	45	2002-03
7.	Zach Werenski	44	2018-19
8.	Seth Jones	42	2016-17
9.	Zach Werenski	41	2019-20
10.	Jack Johnson	40	2014-15

## GOALS BY DEFENSEMAN

1.	Zach Werenski	20	2019-20
2.	Seth Jones	16	2017-18
	Zach Werenski	16	2017-18
4.	Seth Jones	12	2016-17
	Bryan Berard	12	2005-06
6.	Adam Boqvist	11	2021-22
	Zach Werenski	11	2021-22
	Zach Werenski	11	2018-19
	Zach Werenski	11	2016-17
	David Savard	11	2014-15
	Jamie Heward	11	2000-01





## ASSISTS BY DEFENSEMAN

1.	James Wisniewski	44	2013-14
2.	Seth Jones	41	2017-18
3.	Zach Werenski	37	2021-22
	Seth Jones	37	2018-19
5.	Zach Werenski	36	2016-17
	Jaroslav Spacek	36	2002-03
7.	Zach Werenski	33	2018-19
8.	Jack Johnson	32	2014-15
9.	Seth Jones	30	2016-17
10.	Vladislav Gavrikov	28	2021-22
	Ryan Murray	28	2018-19
	Jack Johnson	28	2013-14
	Anton Stralman	28	2009-10

## HAT TRICKS

1.	Cam Atkinson	2	2018-19
	Jeff Carter	2	2011-12
	Rick Nash	2	2008-09
	Tyler Wright	2	2002-03
	R.J. Umberger	2	2009-10
6.	Patrik Laine	1	2022-23
	Kirill Marchenko	1	2022-23
	Eric Robinson	1	2022-23
	Patrik Laine	1	2021-22
	Jack Roslovic	1	2021-22
	Cole Sillinger	1	2021-22
	Emil Bemstrom	1	2020-21
	Gus Nyquist	1	2019-20
	Zach Werenski	1	2019-20
	Boone Jenner	1	2018-19
	Cam Atkinson	1	2017-18
	Pierre-Luc Dubois	1	2017-18
	Artemi Panarin	1	2017-18
	Thomas Vanek	1	2017-18
	Scott Hartnell	1	2016-17
	Cam Atkinson	1	2015-16
	Nick Foligno	1	2015-16
	Brandon Saad	1	2015-16
	Nick Foligno	1	2014-15
	Cam Atkinson	1	2014-15
	Scott Hartnell	1	2014-15
	Cam Atkinson	1	2011-12
	R.J. Umberger	1	2011-12
	Matt Calvert	1	2010-11
	Kristian Huselius	1	2010-11
	Rick Nash	1	2010-11
	Nikita Filatov	1	2008-09
	Rick Nash	1	2007-08
	Rick Nash	1	2005-06
	Bryan Berard	1	2005-06
	David Vyborny	1	2003-04
	Geoff Sanderson	1	2002-03
	Ray Whitney	1	2002-03
	Espen Knutsen	1	2001-02
	Geoff Sanderson	1	2000-01
	Tyler Wright	1	2000-01
	Deron Quint	1	2000-01

## MULTI-POINT GAMES

1.	Artemi Panarin	25	2018-19
2.	Rick Nash	24	2008-09
3.	Johnny Gaudreau	20	2022-23
4.	Cam Atkinson	19	2018-19
	Artemi Panarin	19	2017-18
	David Vyborny	19	2006-07
	David Vyborny	19	2005-06
	Ray Whitney	19	2002-03
9.	Kristian Huselius	18	2009-10
	Andrew Cassels	18	2002-03
	Ray Whitney	18	2001-02

## MULTI-GOAL GAMES

1.	Cam Atkinson	8	2018-19
2.	Cam Atkinson	7	2016-17
	Rick Nash	7	2010-11
4.	Pierre-Luc Dubois	6	2018-19
	Nick Foligno	6	2014-15
	Scott Hartnell	6	2014-15
	Rick Nash	6	2008-09
	Rick Nash	6	2007-08
	Rick Nash	6	2003-04
	Geoff Sanderson	6	2002-03

## ICE TIME - ALL PLAYERS (MIN. 50 GAMES)

1.	Jack Johnson	25:58	2012-13
2.	Seth Jones	25:49	2018-19
3.	Zach Werenski	25:40	2021-22
4.	Seth Jones	25:17	2019-20
5.	Seth Jones	25:14	2020-21
6.	James Wisniewski	24:48	2011-12
7.	Jaroslav Spacek	24:47	2002-03
8.	Adam Foote	24:44	2006-07
9.	Jack Johnson	24:41	2013-14
10.	Seth Jones	24:36	2017-18

## ICE TIME - FORWARDS (MIN. 50 GAMES)

1.	Rick Nash	21:10	2008-09
2.	Sergei Fedorov	21:06	2005-06
3.	Ray Whitney	21:00	2002-03
4.	Rick Nash	20:56	2009-10
5.	Mike Sillinger	20:51	2001-02
6.	David Vyborny	20:41	2005-06
7.	Todd Marchant	20:39	2003-04
8.	Rick Nash	20:29	2007-08
9.	Boone Jenner	20:28	2021-22
10.	David Vyborny	20:23	2003-04

## HITS \*

1.	Brandon Dubinsky	248	2016-17
2.	Derek MacKenzie	241	2013-14
3.	Sean Kuraly	240	2021-22
4.	Brandon Dubinsky	235	2015-16
5.	Brandon Dubinsky	234	2013-14
6.	Grant Marshall	220	2001-02
7.	Boone Jenner	216	2016-17
8.	Josh Anderson	214	2018-19
9.	Boone Jenner	213	2015-16
10.	Nick Foligno	212	2019-20
	Boone Jenner	212	2013-14

## BLOCKED SHOTS \*

1.	Andrew Peeke	197	2022-23
2.	Ryan Murray	171	2015-16
3.	Andrew Peeke	169	2021-22
4.	David Savard	163	2019-20
5.	Mike Commodore	162	2008-09
6.	Jan Hejda	158	2010-11
7.	Jan Hejda	157	2008-09
8.	Radoslav Suchy	155	2005-06
9.	David Savard	143	2017-18
10.	Vladislav Gavrikov	138	2021-22

## TAKEAWAYS \*

1.	Artemi Panarin	70	2017-18
	Rick Nash	70	2008-09
3.	Seth Jones	67	2017-18
4.	Rick Nash	62	2011-12
5.	Ryan Johansen	60	2014-15
6.	Seth Jones	59	2018-19
7.	Freddy Modin	58	2006-07
8.	Oliver Bjorkstrand	57	2021-22
9.	Rick Nash	56	2007-08
10.	David Vyborny	55	2005-06

\* Since 2005-06

## ROOKIE SKATERS

### GAMES PLAYED

1.	Pierre-Luc Dubois	82	2017-18
2.	William Karlsson	81	2015-16
	Serge Aubin	81	2000-01
4.	Jakub Voracek	80	2008-09
5.	Kent Johnson	79	2022-23
	Cole Sillinger	79	2021-22
	David Vyborny	79	2000-01
8.	Zach Werenski	78	2016-17
	Gilbert Brule	78	2006-07
10.	Jared Boll	75	2007-08
	Rostislav Klesla	75	2001-02

### POINTS

1.	Pierre-Luc Dubois	48	2017-18
2.	Zach Werenski	47	2016-17
3.	Kent Johnson	40	2022-23
4.	Rick Nash	39	2002-03
5.	Jakub Voracek	38	2008-09
6.	Nikolai Zherdev	34	2003-04
7.	David Vyborny	32	2000-01
8.	Cole Sillinger	31	2021-22
9.	Serge Aubin	30	2000-01
10.	Boone Jenner	29	2013-14

### GOALS

1.	Kirill Marchenko	21	2022-23
2.	Pierre-Luc Dubois	20	2017-18
3.	Rick Nash	17	2002-03
4.	Kent Johnson	16	2022-23
	Cole Sillinger	16	2021-22
	Boone Jenner	16	2013-14
7.	Sonny Milano	14	2017-18
8.	Nikolai Zherdev	13	2003-04
	Serge Aubin	13	2000-01
	David Vyborny	13	2000-01

### ASSISTS

1.	Zach Werenski	36	2016-17
2.	Jakub Voracek	29	2008-09
3.	Pierre-Luc Dubois	28	2017-18
4.	Kent Johnson	24	2022-23
5.	Rick Nash	22	2002-03
6.	Nikolai Zherdev	21	2003-04
7.	David Vyborny	19	2000-01
8.	Ryan Murray	17	2013-14
	Serge Aubin	17	2000-01
10.	Alexander Wennberg	16	2014-15

### PLUS/MINUS RATING (MIN. 40 GAMES)

1.	Zach Werenski	17	2016-17
2.	Jakub Voracek	11	2008-09
3.	Eric Robinson	10	2019-20
	Lukas Sedlak	10	2016-17
5.	Pierre-Luc Dubois	8	2017-18

### PENALTY MINUTES

1.	Jared Boll	226	2007-08
2.	Jody Shelley	206	2001-02
3.	Derek Dorsett	150	2008-09
4.	Ole-Kristian Tollefsen	123	2006-07
5.	Serge Aubin	107	2000-01
6.	Rick Nash	78	2002-03
7.	Duvie Westcott	77	2002-03
8.	Rostislav Klesla	74	2001-02
9.	Mike Blunden	59	2009-10
10.	Nikolai Zherdev	54	2003-04



# TOP SINGLE SEASONS

## ROOKIES CONTINUED

### POWER PLAY GOALS

1.	Kirill Marchenko	7	2022-23
	Jaroslav Balastik	7	2005-06
3.	Pierre-Luc Dubois	6	2017-18
	Rick Nash	6	2002-03
5.	Kent Johnson	5	2022-23
	Emil Bemstrom	5	2019-20
	Nikolai Zherdev	5	2003-04
	David Vyborny	5	2000-01

### SHORTHANDED GOALS

1.	Lukas Sedlak	1	2016-17
----	--------------	---	---------

### GAME-WINNING GOALS

1.	Boone Jenner	5	2013-14
2.	Emil Bemstrom	4	2019-20
	Pierre-Luc Dubois	4	2017-18
4.	Kent Johnson	3	2022-23
	Cole Sillinger	3	2021-22
	Sonny Milano	3	2017-18
	Ryan Johansen	3	2011-12
	Jared Boll	3	2007-08

### SHOTS ON GOAL

1.	Zach Werenski	188	2016-17
2.	Pierre-Luc Dubois	165	2017-18
3.	Jaroslav Balastik	158	2005-06
4.	Rick Nash	154	2002-03
5.	Cole Sillinger	148	2021-22

### SHOOTING PERCENTAGE (MIN. 40 GAMES)

1.	Matt Calvert	22.0	2010-11
2.	Sonny Milano	20.3	2017-18
3.	Kirill Marchenko	16.0	2022-23
4.	Kent Johnson	12.7	2022-23
5.	Boone Jenner	12.6	2013-14

### FACEOFF WINNING PERCENTAGE

#### (min. 100 attempts)

1.	Geoff Platt	56.5	2006-07
2.	Lukas Sedlak	52.4	2016-17
3.	Serge Aubin	51.3	2000-01
4.	Dan Fritsche	48.9	2005-06
5.	Michael Chaput	48.6	2014-15

### POINTS BY DEFENSEMAN

1.	Zach Werenski	47	2016-17
2.	Ryan Murray	21	2013-14
3.	Grant Clitsome	19	2010-11
4.	Vladislav Gavrikov	18	2019-20
5.	Derrick Walser	17	2002-03

### GOALS BY DEFENSEMAN

1.	Zach Werenski	11	2016-17
2.	Rostislav Klesla	8	2001-02
3.	Vladislav Gavrikov	5	2019-20
4.	Nick Blankenburg	4	2022-23
	Ryan Murray	4	2013-14
	Grant Clitsome	4	2010-11
	Derrick Walser	4	2002-03

### HAT TRICKS

1.	Kirill Marchenko	1	2022-23
	Cole Sillinger	1	2021-22
	Pierre-Luc Dubois	1	2017-18
	Cam Atkinson	1	2011-12
	Matt Calvert	1	2010-11
	Nikita Filatov	1	2008-09

### MULTI-POINT GAMES

1.	Pierre-Luc Dubois	12	2017-18
	Zach Werenski	12	2016-17
3.	Kent Johnson	7	2022-23
	Nikolai Zherdev	7	2003-04
5.	Kirill Marchenko	6	2022-23
	Jakub Voracek	6	2008-09
	Serge Aubin	6	2000-01

### MULTI-GOAL GAMES

1.	Kirill Marchenko	3	2022-23
	Serge Aubin	3	2000-01
3.	Cole Sillinger	2	2021-22
	Sonny Milano	2	2017-18
	William Karlsson	2	2015-16
	Boone Jenner	2	2013-14
	Cam Atkinson	2	2011-12
	Ryan Johansen	2	2011-12
	Jaroslav Balastik	2	2005-06

### ICE TIME - ALL PLAYERS (MIN. 40 GAMES)

1.	Zach Werenski	20:55	2016-17
2.	Ryan Murray	19:52	2013-14
3.	Vladislav Gavrikov	18:59	2019-20
4.	Rostislav Klesla	18:52	2001-02
5.	Tim Berni	16:58	2022-23

### ICE TIME - FORWARDS (MIN. 40 GAMES)

1.	Pierre-Luc Dubois	16:38	2017-18
2.	Serge Aubin	16:20	2000-01
3.	Kirill Marchenko	16:11	2022-23
	Nikolai Zherdev	16:11	2003-04
5.	Alexander Wennberg	15:37	2014-15

## GOALTENDERS

### GAMES PLAYED

1.	Marc Denis	77	2002-03
2.	Marc Denis	66	2003-04
3.	Sergei Bobrovsky	65	2017-18
4.	Sergei Bobrovsky	63	2016-17
5.	Sergei Bobrovsky	62	2018-19
6.	Steve Mason	61	2008-09
7.	Elvis Merzlikins	59	2021-22
8.	Steve Mason	58	2009-10
	Sergei Bobrovsky	58	2013-14
10.	Fredrik Norrena	55	2006-07

### MINUTES PLAYED

1.	Marc Denis	4,511	2002-03
2.	Sergei Bobrovsky	3,912	2017-18
3.	Marc Denis	3,796	2003-04
4.	Sergei Bobrovsky	3,707	2016-17
5.	Steve Mason	3,664	2008-09
6.	Sergei Bobrovsky	3,557	2018-19
7.	Elvis Merzlikins	3,320	2021-22
8.	Sergei Bobrovsky	3,299	2013-14
9.	Steve Mason	3,201	2009-10
10.	Ron Tugnutt	3,129	2000-01

### GOALS-AGAINST AVERAGE

#### (min. 20 games played)

1.	Sergei Bobrovsky	2.00	2012-13
2.	Sergei Bobrovsky	2.06	2016-17
3.	Pascal Leclaire	2.25	2007-08
4.	Steve Mason	2.29	2008-09
5.	Elvis Merzlikins	2.35	2019-20
6.	Sergei Bobrovsky	2.38	2013-14
7.	Sergei Bobrovsky	2.42	2017-18
8.	Ron Tugnutt	2.44	2000-01
9.	Marc Denis	2.56	2003-04
10.	Sergei Bobrovsky	2.58	2018-19

### SAVE PERCENTAGE

#### (min. 20 games played)

1.	Sergei Bobrovsky	.932	2012-13
2.	Sergei Bobrovsky	.931	2016-17
3.	Elvis Merzlikins	.923	2019-20
	Sergei Bobrovsky	.923	2013-14
5.	Sergei Bobrovsky	.921	2017-18
6.	Joonas Korpisalo	.919	2015-16
	Pascal Leclaire	.919	2007-08
8.	Sergei Bobrovsky	.918	2014-15
	Marc Denis	.918	2003-04
10.	Ron Tugnutt	.917	2000-01

### WINS

1.	Sergei Bobrovsky	41	2016-17
2.	Sergei Bobrovsky	37	2018-19
	Sergei Bobrovsky	37	2017-18
4.	Steve Mason	33	2008-09
5.	Sergei Bobrovsky	32	2013-14
6.	Sergei Bobrovsky	30	2014-15
7.	Elvis Merzlikins	27	2021-22
	Marc Denis	27	2002-03
9.	Steve Mason	24	2010-11
	Pascal Leclaire	24	2007-08
	Fredrik Norrena	24	2006-07

### LOSSES

1.	Marc Denis	41	2002-03
2.	Marc Denis	36	2003-04
3.	Ron Tugnutt	27	2001-02
4.	Steve Mason	26	2011-12
	Steve Mason	26	2009-10
6.	Marc Denis	25	2005-06
	Ron Tugnutt	25	2000-01
8.	Marc Denis	24	2001-02
9.	Elvis Merzlikins	23	2021-22
	Fredrik Norrena	23	2006-07

### TIES

1.	Marc Denis	8	2002-03
2.	Marc Denis	7	2003-04
3.	Marc Denis	5	2001-02
	Ron Tugnutt	5	2000-01
5.	Marc Denis	4	2000-01
6.	Ron Tugnutt	3	2001-02
7.	Fred Brathwaite	1	2003-04

### SHUTOUTS

1.	Steve Mason	10	2008-09
2.	Pascal Leclaire	9	2007-08
3.	Sergei Bobrovsky	7	2016-17
4.	Sergei Bobrovsky	5	2017-18
	Sergei Bobrovsky	5	2013-14
	Steve Mason	5	2009-10
	Marc Denis	5	2003-04
	Marc Denis	5	2002-03
9.	Sergei Bobrovsky	4	2012-13
	Ron Tugnutt	4	2000-01

### ASSISTS

1.	Sergei Bobrovsky	3	2017-18
2.	Elvis Merzlikins	2	2021-22
	Sergei Bobrovsky	2	2015-16
	Sergei Bobrovsky	2	2014-15
	Steve Mason	2	2011-12
	Steve Mason	2	2009-10
	Pascal Leclaire	2	2007-08
	Marc Denis	2	2003-04
8.	Michael Hutchinson	1	2022-23
	Elvis Merzlikins	1	2022-23
	Daniil Tarasov	1	2022-23
	J-F Berube	1	2021-22
	Sergei Bobrovsky	1	2013-14
	Curtis McElhinney	1	2013-14





## GOALTENDERS CONTINUED

### ASSISTS CONTINUED

8.	Mathieu Garon	1	2010-11
	Steve Mason	1	2010-11
	Fredrik Norrena	1	2007-08
	Marc Denis	1	2005-06
	Pascal Leclaire	1	2005-06
	Ron Tugnutt	1	2001-02
	Marc Denis	1	2001-02
	Ron Tugnutt	1	2000-01

### PENALTY MINUTES

1.	Marc Denis	10	2003-04
2.	Elvis Merzlikins	8	2021-22
	Sergei Bobrovsky	8	2016-17
4.	Fredrik Norrena	6	2006-07
	Marc Denis	6	2002-03
6.	Elvis Merzlikins	4	2022-23
	Sergei Bobrovsky	4	2014-15
8.	Joonas Korpisalo	2	2021-22
	Sergei Bobrovsky	2	2015-16
	Joonas Korpisalo	2	2015-16
	Sergei Bobrovsky	2	2013-14
	Steve Mason	2	2011-12

	Mathieu Garon	2	2010-11
	Steve Mason	2	2010-11
	Mathieu Garon	2	2009-10
	Steve Mason	2	2009-10
	Steve Mason	2	2008-09
	Pascal Leclaire	2	2007-08
	Pascal Leclaire	2	2006-07
	Marc Denis	2	2005-06
	Pascal Leclaire	2	2005-06
	Fred Brathwaite	2	2003-04
	J.F. Labbe	2	2002-03
	Marc Denis	2	2001-02
	Ron Tugnutt	2	2000-01
	Marc Denis	2	2000-01

## ROOKIE GOALTENDERS

### GAMES PLAYED

1.	Steve Mason	61	2008-09
2.	Pascal Leclaire	33	2005-06

### MINUTES PLAYED

1.	Steve Mason	3,664	2008-09
2.	Marc Denis	1,830	2000-01

9.	Jakub Voracek	156
10.	Brandon Dubinsky	153

### PLUS/MINUS RATING (MIN. 100 GP)

1.	Artemi Panarin	37
2.	Josh Anderson	27
3.	Markus Nutivaara	25
4.	David Savard	24
	Brandon Saad	24
6.	Jan Hejda	23
7.	Pierre-Luc Dubois	20
8.	Derek MacKenzie	19
9.	Cam Atkinson	17
10.	Nick Foligno	16

### PENALTY MINUTES

1.	Jared Boll	1,195
2.	Jody Shelley	1,025
3.	Derek Dorsett	727
4.	Rick Nash	568
5.	Rostislav Klesla	508
6.	Nick Foligno	466
7.	Brandon Dubinsky	448
8.	Tyler Wright	436
9.	Boone Jenner	382
10.	Jason Chimera	372

### POWER PLAY GOALS

1.	Rick Nash	83
2.	Cam Atkinson	42
3.	R.J. Umberger	40
4.	Boone Jenner	36
	David Vyborny	36

### SHORTHANDED GOALS

1.	Cam Atkinson	16
2.	Rick Nash	14
3.	Gustav Nyquist	7
	David Vyborny	7
5.	Matt Calvert	6

### GAME-WINNING GOALS

1.	Rick Nash	44
2.	Cam Atkinson	42
3.	Boone Jenner	26
4.	Nick Foligno	21
5.	David Vyborny	17

### GOALS-AGAINST AVERAGE (MIN. 20 GAMES)

1.	Steve Mason	2.29	2008-09
2.	Joonas Korpisalo	2.60	2015-16

### SAVE PERCENTAGE (MIN. 20 GAMES)

1.	Joonas Korpisalo	.920	2015-16
2.	Steve Mason	.916	2008-09

### WINS

1.	Steve Mason	33	2008-09
2.	Joonas Korpisalo	16	2015-16

### LOSSES

1.	Steve Mason	20	2008-09
	Marc Denis	20	2000-01

### SHUTOUTS

1.	Steve Mason	10	2008-09
----	-------------	----	---------

### ASSISTS

1.	Daniil Tarasov	1	2022-23
	Pascal Leclaire	1	2005-06

### SHOTS ON GOAL

1.	Rick Nash	2,278
2.	Cam Atkinson	1,883
3.	Boone Jenner	1,635
4.	Nick Foligno	1,178
5.	R.J. Umberger	1,107

### SHOOTING PERCENTAGE (MIN. 200 SHOTS)

1.	Scott Hartnell	14.0
2.	Mike Sillinger	13.7
3.	Patrik Laine	13.5
4.	Espen Knutsen	13.3
	Jack Roslovic	13.3

### HAT TRICKS

1.	Cam Atkinson	6
2.	Rick Nash	5
3.	Tyler Wright	3
4.	Patrik Laine	2
	Scott Hartnell	2
	Nick Foligno	2
	Jeff Carter	2
	Geoff Sanderson	2
	R.J. Umberger	2
10.	Kirill Marchenko	1
	Eric Robinson	1
	Jack Roslovic	1
	Cole Sillinger	1
	Emil Bemstrom	1
	Gustav Nyquist	1
	Zach Werenski	1
	Boone Jenner	1
	Pierre-Luc Dubois	1
	Artemi Panarin	1
	Thomas Vanek	1
	Brandon Saad	1
	Bryan Berard	1
	Matt Calvert	1
	Nikita Filatov	1
	Kristian Huselius	1
	Espen Knutsen	1
	Deron Quint	1
	David Vyborny	1
	Ray Whitney	1

## CAREER LEADERS

### GAMES PLAYED

1.	Rick Nash	674
2.	Boone Jenner	657
3.	Cam Atkinson	627
4.	Nick Foligno	599
5.	David Savard	597
6.	Fedor Tyutin	553
7.	David Vyborny	543
8.	Jared Boll	518
9.	Rostislav Klesla	515
10.	R.J. Umberger	445
	Jack Johnson	445

### POINTS

1.	Rick Nash	547
2.	Cam Atkinson	402
3.	Nick Foligno	334
4.	Boone Jenner	329
5.	David Vyborny	317
6.	R.J. Umberger	250
7.	Zach Werenski	245
8.	Oliver Bjorkstrand	234
9.	Brandon Dubinsky	225
10.	Seth Jones	223

### GOALS

1.	Rick Nash	289
2.	Cam Atkinson	213
3.	Boone Jenner	170
4.	Nick Foligno	142
5.	R.J. Umberger	120
6.	David Vyborny	113
7.	Oliver Bjorkstrand	111
8.	Geoff Sanderson	88
9.	Zach Werenski	79
	Ryan Johansen	79

### ASSISTS

1.	Rick Nash	258
2.	David Vyborny	204
3.	Nick Foligno	192
4.	Cam Atkinson	189
5.	Seth Jones	173
6.	Zach Werenski	166
7.	Alexander Wennberg	161
8.	Boone Jenner	159



## HITS

1.	Boone Jenner	1,500
2.	Nick Foligno	1,489
3.	Brandon Dubinsky	1,225
4.	David Savard	1,117
5.	Jared Boll	970
6.	Fedor Tyutin	790
7.	Derek MacKenzie	741
8.	Jack Johnson	733
9.	Derek Dorsett	667
10.	Marc Methot	614

## BLOCKED SHOTS

1.	David Savard	958
2.	Jack Johnson	765
3.	Fedor Tyutin	741
4.	Seth Jones	675
5.	Boone Jenner	625
6.	Ryan Murray	593
7.	Rostislav Klesla	544
8.	Jan Hejda	538
9.	Zach Werenski	487
10.	Nick Foligno	419

## TAKEAWAYS

1.	Rick Nash	347
2.	Cam Atkinson	308
3.	Nick Foligno	303
4.	Boone Jenner	302
5.	Seth Jones	223
6.	R.J. Umberger	221
7.	Alexander Wennberg	201
8.	Oliver Bjorkstrand	199
9.	Zach Werenski	194
10.	Brandon Dubinsky	189

## CONSECUTIVE GAMES PLAYED

1.	R.J. Umberger	288	10/10/08-1/10/12
2.	Jason Chimera	243	10/9/05-4/5/08
3.	Pierre-Luc Dubois	239	10/6/17-1/21/21
4.	Antoine Vermette	241	3/7/09-2/21/12
5.	Ryan Johansen	202	2/24/13-10/22/15

## DEFENSEMEN

### GAMES PLAYED

1.	David Savard	597
2.	Fedor Tyutin	553
3.	Rostislav Klesla	515
4.	Jack Johnson	445
5.	Zach Werenski	416

### POINTS

1.	Zach Werenski	245
2.	Seth Jones	223
3.	Fedor Tyutin	185
4.	David Savard	166
5.	Jack Johnson	154

### GOALS

1.	Zach Werenski	79
2.	Seth Jones	50
3.	Rostislav Klesla	41
	David Savard	41
5.	Fedor Tyutin	39

## ASSISTS

1.	Seth Jones	173
2.	Zach Werenski	166
3.	Fedor Tyutin	146
4.	David Savard	125
5.	Jack Johnson	118

## PENALTY MINUTES

1.	Rostislav Klesla	508
2.	Fedor Tyutin	351
3.	David Savard	331
4.	Duvie Westcott	299
5.	Ole-Kristian Tollefsen	273

## GOALTENDERS

### GAMES PLAYED

1.	Sergei Bobrovsky	374
2.	Marc Denis	266
3.	Steve Mason	232
4.	Joonas Korpisalo	210
5.	Elvis Merzlikins	150

### MINUTES PLAYED

1.	Sergei Bobrovsky	21,804
2.	Marc Denis	15,258
3.	Steve Mason	13,138
4.	Joonas Korpisalo	11,556
5.	Elvis Merzlikins	8,192

### WINS

1.	Sergei Bobrovsky	213
2.	Steve Mason	96
3.	Joonas Korpisalo	87
4.	Marc Denis	84
5.	Elvis Merzlikins	55

### LOSSES

1.	Marc Denis	146
2.	Sergei Bobrovsky	130
3.	Steve Mason	99
4.	Joonas Korpisalo	78
5.	Elvis Merzlikins	62

### TIES

1.	Marc Denis	24
2.	Ron Tugnutt	8
3.	Fred Brathwaite	1

### OVERTIME/SHOOTOUT LOSSES

1.	Sergei Bobrovsky	27 (14/13)
	Steve Mason	27 (8/19)
3.	Joonas Korpisalo	24 (18/6)
4.	Elvis Merzlikins	22 (15/7)
5.	Pascal Leclaire	12 (4/8)
	Mathieu Garon	12 (6/6)

### SHUTOUTS

1.	Sergei Bobrovsky	33
2.	Steve Mason	19
3.	Marc Denis	12
4.	Pascal Leclaire	10
5.	Elvis Merzlikins	9

### GOALS-AGAINST AVERAGE (MIN. 70 GAMES)

1.	Sergei Bobrovsky	2.41
2.	Ron Tugnutt	2.62
3.	Mathieu Garon	2.77
4.	Fredrik Norrena	2.79
5.	Pascal Leclaire	2.82

## SAVE PERCENTAGE (MIN. 70 GAMES)

1.	Sergei Bobrovsky	.921
2.	Ron Tugnutt	.910
3.	Curtis McElhinney	.909
4.	Pascal Leclaire	.907
5.	Elvis Merzlikins	.906

## SAVES

1.	Sergei Bobrovsky	10,193
2.	Marc Denis	7,251
3.	Steve Mason	5,919
4.	Joonas Korpisalo	5,491
5.	Elvis Merzlikins	4,125

## SHOTS AGAINST

1.	Sergei Bobrovsky	11,067
2.	Marc Denis	8,016
3.	Steve Mason	6,553
4.	Joonas Korpisalo	6,079
5.	Elvis Merzlikins	4,553

## ASSISTS

1.	Sergei Bobrovsky	8
2.	Steve Mason	5
3.	Elvis Merzlikins	4
	Marc Denis	4
	Pascal Leclaire	4

## PENALTY MINUTES

1.	Marc Denis	22
2.	Sergei Bobrovsky	18
3.	Elvis Merzlikins	12
	Steve Mason	8
5.	Joonas Korpisalo	6
	Fredrik Norrena	6
	Pascal Leclaire	6





## TOP 50 SCORING LEADERS

RANK	POS	PLAYER	GP	TOI/GP	G	A	P	+/-	PIM	PPG	SHG	GWG	OT	S	S%
1.	LW	Rick Nash	674	18:54	289	258	547	-71	568	83	14	44	6	2,278	12.7
2.	RW	Cam Atkinson	627	17:41	213	189	402	17	146	42	16	42	6	1,883	11.3
3.	LW	Nick Foligno	599	17:47	142	192	334	16	466	33	0	21	3	1,178	12.1
4.	C	Boone Jenner *	657	17:19	170	159	329	-59	382	36	5	26	1	1,635	10.4
5.	RW	David Vyborny	543	17:50	113	204	317	-48	228	36	7	17	4	920	12.3
6.	C	R.J. Umberger	445	18:22	120	130	250	-33	200	40	5	15	3	1,107	10.8
7.	D	Zach Werenski *	416	23:14	79	166	245	-8	93	18	1	12	5	1,086	7.3
8.	RW	Oliver Bjorkstrand	382	15:39	111	123	234	-20	74	20	0	12	0	924	12.0
9.	C	Brandon Dubinsky	430	17:06	72	153	225	0	448	11	5	11	1	764	9.4
10.	D	Seth Jones	381	24:47	50	173	223	0	140	13	0	12	8	935	5.4
11.	RW	Jakub Voracek	331	15:41	46	156	202	-19	140	9	0	6	3	602	7.6
12.	C	Alex Wennberg	415	16:38	40	161	201	5	85	9	1	9	1	501	8.0
13.	C	Ryan Johansen	309	16:50	79	114	193	-16	144	18	2	10	2	710	11.1
14.	D	Fedor Tyutin	553	22:10	39	146	185	-22	351	11	1	3	1	792	4.9
15.	RW	Nikolay Zherdev	283	17:29	76	105	181	-52	164	25	0	6	0	749	10.2
16.	C	Derick Brassard	309	15:34	58	111	169	-42	184	19	0	8	1	568	10.2
17.	LW	Artemi Panarin	160	20:00	55	114	169	37	49	13	0	13	5	419	13.1
18.	LW	Geoff Sanderson	261	17:12	88	80	168	-25	126	34	2	12	1	795	11.1
19.	D	David Savard	597	20:26	41	125	166	24	331	6	0	6	0	881	4.7
20.	LW	Pierre-Luc Dubois	239	17:20	66	93	159	20	164	9	0	14	4	504	13.1
21.	D	Jack Johnson	445	23:22	36	118	154	-19	198	14	0	7	1	730	4.9
22.	C	Antoine Vermette	241	18:55	61	91	152	-10	112	12	5	8	2	478	12.8
23.	LW	Matt Calvert	416	14:07	72	77	149	-24	273	7	6	9	1	614	11.7
24.	LW	Scott Hartnell	234	14:58	64	82	146	4	275	20	0	4	1	458	14.0
25.	C	Manny Malhotra	344	16:07	53	92	145	-6	203	6	1	10	0	542	9.8
26.	LW	Kristian Huselius	189	18:24	58	84	142	-22	92	19	1	8	0	470	12.3
27.	LW	Ray Whitney	151	20:38	45	95	140	-49	36	14	2	5	1	448	10.0
28.	LW	Jason Chimera	331	15:18	62	74	136	-12	372	6	4	12	2	683	9.1
29.	D	Rostislav Klesla	515	20:34	41	92	133	-50	508	8	0	4	1	747	5.5
30.	LW	Patrik Laine *	156	18:32	58	71	129	-48	61	17	0	8	3	430	13.5
31.	C	Jack Roslovic *	206	15:42	45	78	123	-23	36	10	2	7	2	339	13.3
32.	D	James Wisniewski	209	22:50	26	95	121	-24	147	16	0	5	1	454	5.7
33.	C	Gustav Nyquist	200	17:54	43	74	117	-19	58	7	7	5	1	370	11.6
34.	RW	Josh Anderson	267	15:21	65	50	115	27	212	4	2	13	2	621	10.5
35.	C	Sergei Fedorov	185	19:39	39	74	113	-11	150	15	3	5	1	399	9.8
36.	D	Ryan Murray	347	20:21	15	95	110	13	104	5	0	0	0	349	4.3
37.	C	Tyler Wright	309	16:23	57	51	108	-96	436	13	3	9	3	504	11.3
38.	C	Espen Knutsen	188	17:49	27	81	108	-51	99	10	2	2	0	203	13.3
39.	LW	Brandon Saad	160	17:07	55	51	106	24	22	7	0	11	0	443	12.4
40.	C	Mark Letestu	255	14:48	44	58	102	-5	36	12	4	4	1	399	11.0
41.	C	Andrew Cassels	137	19:37	26	68	94	-28	56	11	1	5	1	204	12.8
42.	C	Mike Sillinger	155	20:01	38	48	86	-56	106	17	3	8	0	278	13.7
43.	LW	Freddy Modin	176	17:35	39	46	85	-6	110	10	0	7	1	409	9.5
44.	LW	Vinny Prospal	130	17:23	28	57	85	-8	68	7	0	2	0	250	11.2
45.	C	Artem Anisimov	168	16:29	40	44	84	-14	40	4	2	10	2	318	12.6
46.	D	Ron Hainsey	213	21:27	19	64	83	-13	137	16	0	0	0	378	5.0
47.	LW	Eric Robinson *	259	12:54	37	44	81	-9	40	0	3	7	0	366	10.1
48.	D	Kris Russell	288	16:49	18	61	79	-29	124	3	0	3	1	392	4.6
49.	LW	Johnny Gaudreau *	80	19:25	21	53	74	-33	22	3	0	4	3	220	9.6
50.	D	Vladislav Gavrikov	256	20:47	15	58	73	-23	130	0	0	5	2	298	5.0

## TOP 5 GOALTENDING LEADERS

RANK	PLAYER	GP	W	L	T	OT	SA	GA	GAA	SV	SV%	SO	MIN
1.	Sergei Bobrovsky	374	213	130	0	27	11,067	874	2.40	10,193	.921	33	21,804:28
2.	Steve Mason	232	96	99	0	27	6,553	634	2.90	5,919	.903	19	13,137:21
3.	Joonas Korpisalo	210	87	78	0	24	6,079	589	3.06	5,491	.903	3	11,555:43
4.	Marc Denis	266	84	146	24	1	8,016	765	3.01	7,251	.905	12	15,258:43
5.	Elvis Merzlikins *	150	55	62	0	22	4,553	428	3.13	4,125	.906	9	8,192:16

\*Active



# TEAM RECORDS

## STREAKS

### LONGEST WINNING STREAK

1.	11/29/16-1/3/17	16
2.	3/4-3/22/18	10
3.	3/18-4/4/15	9
4.	1/6-1/23/14	8
5.	12/1-12/16/14	7

### LONGEST POINT STREAK

1.	11/25/16-1/3/17 (17-0-1)	18
2.	3/18-4/11/15 (12-0-1)	13
3.	12/9/19-1/3/20 (8-0-4)	12
	2/26-3/22/13 (8-0-4)	12
5.	3/4-3/22/18 (10-0-0)	10

### LONGEST WINLESS STREAK

1.	4/8-4/25/21 (0-7-2)	9
	10/24-11/11/14 (0-8-1)	9
	12/10-12/26/09 (0-7-2)	9
	12/4-12/23/03 (0-6-1-2)	9
5.	2/8-2/22/20 (0-3-5)	8
	10/9-10/22/15 (0-8-0)	8
	10/7-10/22/11 (0-7-1)	8
	11/10-11/24/06 (0-7-1)	8
	3/3-3/18/04 (0-8-0-0)	8
	11/17-12/3/00 (0-8-0-0)	8

### LONGEST LOSING STREAK

1.	10/9-10/22/15	8
	3/3-3/18/04	8
	11/17-12/3/00	8
4.	12/13-12/29/22	7
	11/11-11/25/05	7

### LONGEST SHUTOUT STREAK

Overall	199:19	12/23/08-1/2/09
Home	193:41	2/19-3/10/17
Road	166:06	12/1-1/9/06

### LONGEST SCORELESS STREAK

Overall	219:46	12/1-12/10/01
Home	178:48	3/15-3/27/11
Road	207:07	3/26-4/5/01

### MOST CONSECUTIVE OVERTIME GAMES

Overall	6	12/9-12/20/14 (2OTW, 3SOW, 1OTL)
Home	4	11/27-12/12/15 (1OTW, 2OTL, 1SOL)
	4	12/9-12/20/14 (1OTW, 2SOW, 1OTL)
	4	2/26-3/7/13 (2OTW, 1SOW, 1OTL)
Road	4	3/24-4/8/09 (1SOW, 1OTL, 2SOL)

### LONGEST HOME WINNING STREAK

1.	2/24-3/22/18	8
	11/29/16-1/3/17	8
3.	10/21-11/18/16	7
4.	1/14-2/7/20-20	6
	3/24-4/10/15	6
	12/26/07-1/15/08	6

### LONGEST HOME POINT STREAK

1.	2/11-3/31/13 (9-0-3)	12
2.	2/24-3/22/18 (8-0-0)	8
	11/29/16-1/3/17 (8-0-0)	8
	10/21-11/21/16 (7-0-1)	8
5.	11/15-12/30/21 (5-0-1)	6
	1/14-2/7/20 (6-0-0)	6
	3/24-4/10/15 (6-0-0)	6
	1/30-3/13/14 (5-0-1)	6
	12/26/07-1/15/08 (6-0-0)	6
	1/20-2/12/03 (4-0-2-0)	6
	11/13-11/27/01 (4-0-1-1)	6
	1/15-2/10/01 (4-0-1-1)	6

### LONGEST HOME WINLESS STREAK

1.	12/4-12/31/03 (0-6-1-1)	8
	10/4-11/9/01 (0-6-2-0)	8
3.	1/29-3/7/08 (0-4-3)	7
	1/26-2/28/02 (0-4-1-2)	7
5.	10/9-11/10/15 (0-6-0)	6
	3/9-3/27/11 (0-4-2)	6

### LONGEST HOME LOSING STREAK

1.	10/9-11/10/15	6
	10/12-11/9/01	6
3.	2/24-3/7/15	5
	11/11-11/25/05	5
	12/19-12/31/03	5
	11/17-12/2/00	5

### MOST CONSECUTIVE GAMES WITHOUT BEING SHUT OUT

Overall	51	4/8/09-1/12/10
Home	45	3/20/07-3/26/08
Road	45	1/9/09-1/12/10

### MOST CONSECUTIVE GAMES SCORING A POWER PLAY GOAL

Overall	8	10/10-10/27/02 (10 goals)
Home	14	11/22/06-1/27/07 (22 goals)
Road	6	1/12-2/9/19 (6 goals)

### MOST CONSECUTIVE GAMES ALLOWING A POWER PLAY GOAL

Overall	10	2/18-3/9/07 (16 goals)
Home	9	2/18-4/1/07 (14 goals allowed)
Road	9	3x, most recent, 1/18-3/3/07 (17 goals)

### LONGEST ROAD WINNING STREAK

1.	12/1-12/31/16	8
	3/6-3/28/15	8
3.	3/4-3/29/18	6
	1/19-2/18/11	6
5.	1/20-2/12/22	5
	3/24-4/6/19	5
	11/4-11/24/10	5

### LONGEST ROAD POINT STREAK

1.	11/20-12/31/16 (10-0-1)	11
2.	3/6-4/11/15 (9-0-1)	10
3.	12/9/19-1/7/20 (6-0-3)	9
4.	1/15-2/18/11 (6-0-2)	8
5.	3/4-3/31/18 (6-0-1)	7
	3/7-4/8/09 (4-0-3)	7

### LONGEST ROAD WINLESS STREAK

1.	10/9-12/20/03 (0-11-1-2)	14
2.	11/21-1/5/10 (0-9-4)	13
3.	1/10-2/23/04 (0-8-3-0)	11
4.	12/6/22-1/10/23 (0-10-0)	10
	12/15-1/30/02 (0-9-1-0)	10
	4/1-5/1/21 (0-8-2)	10

### LONGEST ROAD LOSING STREAK

1.	12/6/22-1/10/23	10
2.	10/12-11/20/05	9
3.	4/1-4/22/21	8
	2/18-3/24/03	8
5.	10/8-11/5/11	7

### MOST CONSECUTIVE GAMES SCORING A SHORTHANDED GOAL

Overall	3	11/7/02-11/12/02 (3 goals)
Home	3	2x, most recent, 3/9-3/15/19 (3 goals)
Road	3	12/26/02-1/3/03 (3 goals)

### MOST CONSECUTIVE GAMES ALLOWING A SHORTHANDED GOAL

Overall	4	1/7-1/14/11 (4 goals)
Home	2	4x, most recent, 1/11-1/14/11 (2 goals)
Road	2	10x, most recent, 10/21-10/26/19 (2 goals)





## BEST RECORD (BY POINTS) AT EACH GAME

GAME	MOST PTS	#TIMES	LAST TIME	RECORD
1.	2	9x	2021-22	1-0-0
2.	4	3x	2021-22	2-0-0
3.	5	1x	2006-07	2-0-1
4.	6	6x	2021-22	3-1-0
5.	8	2x	2017-18	4-1-0
6.	10	2x	2017-18	5-1-0
7.	10	2x	2017-18	5-2-0
8.	10	4x	2021-22	5-3-0
9.	12	4x	2021-22	6-3-0
10.	14	2x	2021-22	7-3-0
11.	15	1x	2007-08	7-3-1
12.	16	3x	2017-18	8-4-0
13.	18	2x	2017-18	9-4-0
14.	19	1x	2017-18	9-4-1
15.	20	1x	2016-17	9-4-2
16.	22	1x	2016-17	10-4-2
17.	23	1x	2016-17	10-4-3
18.	24	2x	2021-22	12-6-0
19.	26	1x	2010-11	13-6-0
20.	28	1x	2010-11	14-6-0
21.	28	2x	2016-17	12-5-4
22.	30	1x	2016-17	13-5-4
23.	32	1x	2016-17	14-5-4
24.	34	1x	2016-17	15-5-4
25.	36	1x	2016-17	16-5-4
26.	38	1x	2016-17	17-5-4
27.	40	1x	2016-17	18-5-4
28.	42	1x	2016-17	19-5-4
29.	44	1x	2016-17	20-5-4
30.	46	1x	2016-17	21-5-4
31.	48	1x	2016-17	22-5-4
32.	50	1x	2016-17	23-5-4
33.	52	1x	2016-17	24-5-4
34.	54	1x	2016-17	25-5-4
35.	56	1x	2016-17	26-5-4
36.	58	1x	2016-17	27-5-4
37.	58	1x	2016-17	27-6-4
38.	58	1x	2016-17	27-7-4
39.	60	1x	2016-17	28-7-4
40.	60	1x	2016-17	28-8-4
41.	62	1x	2016-17	29-8-4

GAME	MOST PTS	#TIMES	LAST TIME	RECORD
42.	62	1x	2016-17	29-9-4
43.	64	1x	2016-17	30-9-4
44.	64	1x	2016-17	30-10-4
45.	66	1x	2016-17	31-10-4
46.	68	1x	2016-17	32-10-4
47.	68	1x	2016-17	32-11-4
48.	68	1x	2016-17	32-12-4
49.	70	1x	2016-17	33-12-4
50.	71	1x	2016-17	33-12-5
51.	71	1x	2016-17	33-13-5
52.	73	1x	2016-17	34-13-5
53.	73	1x	2016-17	34-14-5
54.	75	1x	2016-17	35-14-5
55.	75	1x	2016-17	35-15-5
56.	77	1x	2016-17	36-15-5
57.	79	1x	2016-17	37-15-5
58.	79	1x	2016-17	37-16-5
59.	81	1x	2016-17	38-16-5
60.	83	1x	2016-17	39-16-5
61.	84	1x	2016-17	39-16-6
62.	86	1x	2016-17	40-16-6
63.	86	1x	2016-17	40-17-6
64.	88	1x	2016-17	41-17-6
65.	90	1x	2016-17	42-17-6
66.	92	1x	2016-17	43-17-6
67.	92	1x	2016-17	43-18-6
68.	94	1x	2016-17	44-18-6
69.	96	1x	2016-17	45-18-6
70.	98	1x	2016-17	46-18-6
71.	100	1x	2016-17	47-18-6
72.	100	1x	2016-17	47-19-6
73.	101	1x	2016-17	47-19-7
74.	103	1x	2016-17	48-19-7
75.	105	1x	2016-17	49-19-7
76.	106	1x	2016-17	49-19-8
77.	106	1x	2016-17	49-20-8
78.	106	1x	2016-17	49-21-8
79.	106	1x	2016-17	49-22-8
80.	106	1x	2016-17	49-23-8
81.	106	1x	2016-17	49-24-8
82.	108	1x	2016-17	50-24-8



RECORD BOOK



# TEAM RECORDS

## BEST HOME RECORD (BY POINTS) AT EACH GAME

GAME	MOST PTS	# TIMES	LAST TIME	RECORD
1.	2	8x	2021-22	1-0-0
2.	4	6x	2021-22	2-0-0
3.	6	3x	2021-22	3-0-0
4.	6	3x	2021-22	3-1-0
5.	8	1x	2021-22	4-1-0
6.	10	1x	2021-22	5-1-0
7.	11	1x	2007-08	5-1-1
8.	12	1x	2016-17	6-2-0
9.	14	1x	2016-17	7-2-0
10.	15	1x	2016-17	7-2-1
11.	16	1x	2021-22	8-3-0
12.	18	1x	2021-22	9-3-0
13.	19	2x	2021-22	9-3-1
14.	21	2x	2021-22	10-3-1
15.	23	1x	2016-17	11-3-1
16.	25	1x	2016-17	12-3-1
17.	27	1x	2016-17	13-3-1
18.	29	1x	2016-17	14-3-1
19.	31	1x	2016-17	15-3-1
20.	31	1x	2016-17	15-4-1
21.	33	1x	2016-17	16-4-1

GAME	MOST PTS	# TIMES	LAST TIME	RECORD
22.	35	1x	2016-17	17-4-1
23.	35	1x	2016-17	17-5-1
24.	37	1x	2016-17	18-5-1
25.	37	1x	2016-17	18-6-1
26.	37	1x	2016-17	18-7-1
27.	39	1x	2016-17	19-7-1
28.	39	1x	2016-17	19-8-1
29.	41	1x	2016-17	20-8-1
30.	43	1x	2016-17	21-8-1
31.	43	1x	2016-17	21-9-1
32.	45	1x	2016-17	22-9-1
33.	47	1x	2016-17	23-9-1
34.	49	1x	2016-17	24-9-1
35.	51	1x	2016-17	25-9-1
36.	53	1x	2016-17	26-9-1
37.	53	1x	2016-17	26-10-1
38.	55	1x	2016-17	27-10-1
39.	57	1x	2016-17	28-10-1
40.	57	1x	2016-17	28-11-1
41.	57	1x	2016-17	28-12-1

## BEST ROAD RECORD (BY POINTS) AT EACH GAME

GAME	MOST PTS	# TIMES	LAST TIME	RECORD
1.	2	10x	2018-19	1-0-0
2.	4	3x	2018-19	2-0-0
3.	6	1x	2010-11	3-0-0
4.	6	3x	2018-19	3-1-0
5.	8	2x	2018-19	4-1-0
6.	10	1x	2010-11	5-1-0
7.	12	1x	2010-11	6-1-0
8.	14	1x	2010-11	7-1-0
9.	16	1x	2010-11	8-1-0
10.	16	1x	2010-11	8-2-0
11.	16	1x	2010-11	8-3-0
12.	17	1x	2016-17	7-2-3
13.	19	1x	2016-17	8-2-3
14.	21	1x	2016-17	9-2-3
15.	23	1x	2016-17	10-2-3
16.	25	1x	2016-17	11-2-3
17.	27	1x	2016-17	12-2-3
18.	27	1x	2016-17	12-3-3
19.	27	1x	2016-17	12-4-3
20.	29	1x	2016-17	13-4-3
21.	29	1x	2016-17	13-5-3

GAME	MOST PTS	# TIMES	LAST TIME	RECORD
22.	31	1x	2016-17	14-5-3
23.	31	1x	2016-17	14-6-3
24.	31	1x	2016-17	14-7-3
25.	33	1x	2016-17	15-7-3
26.	34	1x	2016-17	15-7-4
27.	36	1x	2016-17	16-7-4
28.	38	1x	2016-17	17-7-4
29.	39	1x	2016-17	17-7-5
30.	39	2x	2018-19	19-10-1
31.	41	2x	2018-19	20-10-1
32.	41	2x	2018-19	21-10-1
33.	43	1x	2016-17	19-9-5
34.	45	1x	2016-17	20-9-5
35.	47	1x	2016-17	21-9-5
36.	48	1x	2016-17	21-9-6
37.	49	1x	2016-17	21-9-7
38.	49	1x	2016-17	21-10-7
39.	49	1x	2016-17	21-11-7
40.	50	1x	2018-19	24-14-2
41.	52	1x	2018-19	25-14-2

## ATTENDANCE AT NATIONWIDE ARENA

### LARGEST ATTENDANCE (NO. OF GAMES OVER 19,000 - 23)

DATE	ATTN.	OPPONENT	SCORE
3/5/22	19,434	vs. Boston	4-5 SOL
1/21/13	19,206	vs. Detroit	3-4 SOL
2/17/17	19,188	vs. Pittsburgh	2-1 OTW
4/9/16	19,177	vs. Chicago	5-4 OTW
3/12/09	19,167	vs. Pittsburgh	4-3 SOW
4/5/18	19,157	vs. Pittsburgh	4-5 OTL
3/9/19	19,146	vs. Pittsburgh	4-1 W
2/11/17	19,143	vs. Detroit	2-1 W
12/4/10	19,143	vs. Pittsburgh	2-7 L
10/30/09	19,136	vs. Pittsburgh	3-4 SOL

### MOST SELLOUTS VS. TEAMS

NUMBER	OPPONENT	M.R. DATE	SCORE
25	Detroit	2/7/20	2-0 W
21	Pittsburgh	1/21/22	2-5 L
18	Chicago	12/29/19	2-3 SOL
11	St. Louis	3/19/22	5-4 W
10	Minnesota	2/28/20	0-5 L
10	NY Rangers	2/14/20	1-3 L
9	Colorado	2/8/20	1-2 L
9	Edmonton	4/24/22	5-2 W
9	Nashville	4/27/13	3-1 W
8	Boston	3/5/22	4-5 SOL
8	New Jersey	1/8/22	4-3 W
7	Calgary	10/4/13	3-4 L
7	San Jose	1/4/20	2-3 L





## LARGEST MARGIN OF VICTORY/DEFEAT

### LARGEST MARGIN OF VICTORY

DATE	MARGIN	OPPONENT	SCORE	CBJ/OPP GOALTENDERS
11/4/16	10	vs. Montreal	10-0	Bobrovsky/Montoya
2/25/17	7	vs. NY Islanders	7-0	Korpisalo/Greiss, Berube
11/10/10	7	vs. St. Louis	8-1	Mason/Conklin, Halak
1/13/22	6	at Carolina	6-0	Merzlikins/Andersen, LaFontaine
10/14/21	6	vs. Arizona	8-2	Merzlikins/Hutton
12/22/16	6	vs. Pittsburgh	7-1	Bobrovsky/Murray, Fleury
2/6/15	6	vs. St. Louis	7-1	McElhinney/Elliott, Allen
11/25/13	6	at Toronto	6-0	Bobrovsky/Reimer, Bernier
3/7/09	6	at Detroit	8-2	Mason/Conklin, Osgood

### LARGEST MARGIN OF DEFEAT

DATE	MARGIN	OPPONENT	SCORE	CBJ/OPP GOALTENDERS
11/11/09	8	vs. Detroit	1-9	Mason, Garon/Howard
3/30/02	8	at San Jose	2-10	Denis, Tugnutt/Kiprusoff
2/4/02	8	vs. Boston	0-8	Denis/Graham
4/6/23	7	at New Jersey	1-8	Hutchinson, Gillies/Vanecek
4/1/23	7	vs. Florida	0-7	Hutchinson/Lyon
1/15/22	7	at Florida	2-9	Merzlikins, Korpisalo/Bobrovsky
11/19/13	7	at Edmonton	0-7	McElhinney, Bobrovsky/Dubnyk
11/5/11	7	at Philadelphia	2-9	Mason, York/Bryzgalov
1/22/04	7	at Chicago	0-7	Brathwaite/Anderson

## SHOTS & SHOT DIFFERENCES IN VICTORY/DEFEAT

### LARGEST SHOT DIFFERENCE FOR IN WIN

DATE	SHOT DIFF.	OPPONENT	SCORE
2/7/20	28 (44-16)	vs. Detroit	2-0 W
4/27/13	27 (47-20)	vs. Nashville	3-1 W
10/7/19	26 (44-18)	vs. Buffalo	4-3 OTW
12/3/16	26 (60-34)	at Arizona	3-2 SOW
10/28/05	25 (53-28)	vs. Minnesota	2-1 SOW

### LARGEST SHOT DIFFERENCE FOR IN LOSS

DATE	SHOT DIFF.	OPPONENT	SCORE
4/3/12	32 (54-22)	at Phoenix	0-2 L
2/16/20	29 (55-26)	at New Jersey	3-4 SOL
2/14/18	29 (57-28)	at Toronto	3-6 L
12/5/19	28 (47-19)	vs. NY Rangers	2-3 L
3/18/14	27 (47-20)	vs. Carolina	1-3 L
11/1/08	27 (51-24)	vs. Chicago	3-4 SOL

### LARGEST SHOT DIFFERENCE AGAINST IN WIN

DATE	SHOT DIFF.	OPPONENT	SCORE
12/4/14	-35 (20-55)	at Florida	4-3 SOW
3/16/08	-29 (17-46)	vs. Detroit	4-3 W
1/14/06	-29 (23-52)	at Florida	5-4 OTW
11/20/22	-27 (23-50)	vs. Florida	5-3 W
3/18/15	-27 (20-47)	at Edmonton	4-3 SOW

### LARGEST SHOT DIFFERENCE AGAINST IN LOSS

DATE	SHOT DIFF.	OPPONENT	SCORE
1/26/22	-39 (23-62)	vs. Calgary	0-6 L
10/30/22	-32 (21-53)	at New Jersey	1-7 L
2/25/22	-31 (19-50)	at Carolina	0-4 L
1/1/22	-31 (18-49)	vs. Carolina	4-7 L
3/26/16	-29 (19-48)	at Nashville	1-5 L

### MOST SHOTS IN WIN

DATE	SHOTS	OPPONENT	SCORE
12/3/16	60	at Arizona	3-2 SOW
3/22/16	53	vs. Philadelphia	3-2 SOW
10/28/05	53	vs. Minnesota	2-1 SOW
2/13/18	51	at NY Islanders	4-1 W
2/10/18	50	vs. New Jersey	6-1 W

### MOST SHOTS IN LOSS

DATE	SHOTS	OPPONENT	SCORE
2/14/18	57	at Toronto	3-6 L
2/16/20	55	at New Jersey	3-4 SOL
4/3/12	54	at Phoenix	0-2 L
11/1/08	51	vs. Chicago	3-4 SOL
2/3/18	49	at NY Islanders	3-4 L
11/29/11	48	at Vancouver	1-4 L

### MOST SHOTS ALLOWED IN WIN

DATE	SHOTS	OPPONENT	SCORE
12/4/14	55	at Florida	4-3 SOW
4/11/15	52	at NY Islanders	5-4 SOW
1/14/06	52	at Florida	5-4 OTW
11/19/10	50	at Anaheim	4-3 W
4/5/22	49	at Philadelphia	4-2 W

### MOST SHOTS ALLOWED IN LOSS

DATE	SHOTS	OPPONENT	SCORE
1/26/22	62	vs. Calgary	0-6 L
1/15/22	51	at Florida	2-9 L
11/12/02	51	at Colorado	4-5 L
4/29/22	50	at Pittsburgh	3-5 L
2/25/22	50	at Carolina	0-4 L
2/14/04	50	vs. San Jose	1-2 OTL

### FEWEST SHOTS IN WIN

DATE	SHOTS	OPPONENT	SCORE
3/2/02	13	at Los Angeles	2-0 W
10/27/15	14	at New Jersey	3-1 W
10/27/06	14	vs. Los Angeles	2-0 W
1/8/06	15	at Phoenix	5-2 W
1/2/04	15	at Tampa Bay	2-0 W

### FEWEST SHOTS IN LOSS

DATE	SHOTS	OPPONENT	SCORE
4/1/03	10	at Philadelphia	0-4 L
3/8/10	11	at Los Angeles	0-6 L
1/3/02	11	at St. Louis	2-4 L
3/22/08	12	vs. Detroit	1-4 L
2/15/13	13	at Los Angeles	1-2 L
3/20/11	13	vs. New Jersey	0-3 L

### FEWEST SHOTS ALLOWED IN WIN

DATE	SHOTS	OPPONENT	SCORE
11/7/03	14	vs. Atlanta	4-2 W
11/22/08	15	at Atlanta	2-0 W
2/7/20	16	vs. Detroit	2-0 W
12/12/07	16	vs. Colorado	4-1 W
12/18/16	17 (5x)	at Vancouver	4-3 OTW

### FEWEST SHOTS ALLOWED IN LOSS

DATE	SHOTS	OPPONENT	SCORE
2/21/09	13	vs. Anaheim	2-5 L
2/10/13	14	vs. Edmonton	1-3 L
1/19/08	14	at Dallas	1-3 L
1/10/01	14	vs. Colorado	2-4 L
2/18/20	15	at Philadelphia	1-5 L



# TEAM RECORDS

## MOST GOALS OVER STRETCH (Not Including Shootout)

### 2-GAME STRETCH

1.	2/17-2/20/22	14
2.	11/1-11/4/16	13
3.	3/21-24/23	12
	3/27-3/29/18	12
	2/25-2/26/17	12
	4/5-4/7/12	12
	1/11-1/13/03	12
8.	12X, MR: 11/15-17/22	11

### 3-GAME STRETCH

1.	2/17-2/22/22	18
2.	2/20-2/24/22	17
	10/28-11/4/16	17
4.	2/15-2/20/22	16
	3/27-3/31/18	16
6.	10x, MR: 1/30-2/8/22	15

### 4-GAME STRETCH

1.	2/17-2/24/22	24
2.	3/27-4/3/18	21
3.	2/15-2/22/22	20
	1/27-2/8/22	20
	3/24-3/30/19	20
6.	6x, MR: 11/10-11/17/22	19

### 5-GAME STRETCH

1.	2/15-2/24/22	26
2.	3/27-4/5/18	25
3.	2/17-2/25/22	24
	1/27-2/10/22	24
	3/24-3/31/19	24
	11/4-11/12/16	24
7.	11/26-12/6/18	23
	3/19-3/28/15	23
	2/25-3/9/01	23
10.	14x, MR: 2/12-2/22/22	22

### 6-GAME STRETCH

1.	2/12-2/24/22	28
2.	2/8-2/2/20/22	27
	3/27-4/7/18	27
	3/19-3/29/18	27
	11/1-11/12/16	27
	1/11-1/23/14	27
7.	16x, MR: 2/17-2/27/22	26

### 7-GAME STRETCH

1.	2/10-2/24/22	32
2.	2/8-2/22/22	31
	1/31-2/20/22	31
	3/20-4/3/18	31
	3/19-3/31/18	31
	10/28-11/12/16	31
7.	8x, MR: 2/17-3/1/22	30

### 8-GAME STRETCH

1.	2/8-2/24/22	37
	1/30-2/20/22	37
3.	3/19-4/3/18	36
4.	1/31-2/22/22	35
	1/27-2/17/22	35
	3/20-4/5/18	35
7.	6x, MR: 3/15-3/29/18	34

### 9-GAME STRETCH

1.	1/27-2/20/22	42
2.	1/31-2/24/22	41
	1/30-2/22/22	41
4.	3/19-4/5/18	40
5.	3/12-3/29/18	39
6.	11/15-12/1/18	38
	3/17-4/3/18	38
	3/15-3/31/18	38
	3/6-3/22/18	38
	3/4-3/20/18	38

### 10-GAME STRETCH

1.	1/30-2/24/22	47
2.	1/27-2/22/22	46
3.	3/15-4/3/18	43
	3/12-3/31/18	43
5.	1/26-2/20/22	42
	11/15-12/6/18	42
	3/19-4/7/18	42
	3/17-4/5/18	42
	3/9-3/29/18	42
	3/8-3/27/18	42
	3/4-3/22/18	42
	3/19-4/8/15	42

## BEST HOMESTAND/ROAD TRIPS

### 3-GAME HOMESTAND

1.	1/14-1/18/20 (3-0-0)	6
	11/15-11/21/19 (3-0-0)	6
	11/12-11/18/16 (3-0-0)	6
	3/31-4/4/15 (3-0-0)	6
	2/7-13/09 (3-0-0)	6
	1/11-15/08 (3-0-0)	6
	1/19-27/07 (3-0-0)	6
	1/24-28/06 (3-0-0)	6
	10/11-16/03 (3-0-0)	6
10.	3x, 1/16-21/04 (2-0-0-1)	5

### 4-GAME HOMESTAND

1.	3/6-3/12/18 (4-0-0)	8
	12/20-12/29/16 (4-0-0)	8
	3/3-3/9/13 (4-0-0)	8
4.	1/23-1/29/21 (2-0-2)	6
	10/20-10/27/13 (3-1-0)	6
	3/11-3/19/10 (3-1-0)	6
	11/07-11/16/09 (3-1-0)	6
	11/5-11/2/08 (3-1-0)	6
	1/25-1/2/5/03 (2-0-0-2)	6
	11/5-11/14/00 (3-1-0-0)	6

### 5-GAME HOMESTAND

1.	3/12-3/22/13 (3-0-2)	8
2.	12/18-12/31/14 (3-1-1)	7
	3/7-3/18/08 (3-1-1)	7
4.	2/9-2/19/16 (2-1-2)	6
	12/3-12/12/07 (2-1-2)	6
	10/21-10/28/05 (3-2-0)	6
	11/21-11/29/01 (2-1-1-1)	6

### 6-GAME HOMESTAND

1.	2/4-3/2/10 (3-1-2)	8
2.	12/8-12/20/18 (3-2-1)	7
3.	1/31-2/13/13 (2-3-1)	5
4.	2/6-2/18/07 (2-4-0)	4

### 7-GAME HOMESTAND

1.	2/9-2/25/17 (4-3-0)	8
2.	11/5-11/28/22 (3-3-1)	7

### 3-GAME ROAD TRIP

1.	2/5-2/9/19 (3-0-0)	6
	12/22-12/28/18 (3-0-0)	6
	12/13-12/18/16 (3-0-0)	6
	3/18-3/21/15 (3-0-0)	6
	11/17-11/20/10 (3-0-0)	6
6.	3/27-3/31/18 (2-0-1)	5
7.	12x, 1/13-1/20/22 (2-1-0)	4

### 4-GAME ROAD TRIP

1.	1/6-1/11/20 (3-1-0)	6
	1/26-2/5/16 (3-1-0)	6
	1/15-1/22/11 (2-0-2)	6
	1/8-1/13/03 (3-1-0-0)	6
5.	10/22-10/28/16 (2-1-1)	5
6.	12/7-12/14/19 (1-1-2)	4
	10/22-10/30/15 (2-2-0)	4
	1/3-1/9/15 (2-2-0)	4
	12/31-1/6/14 (2-2-0)	4
	11/29-12/6/11 (2-2-0)	4
	3/1-3/10/01 (2-2-0-0)	4

### 5-GAME ROAD TRIP

1.	2/8-2/17/22 (4-1-0)	8
2.	11/17-11/25/13 (3-2-0)	6
	2/15-2/23/08 (3-2-0)	6
	1/17-1/24/08 (3-2-0)	6
	11/28-12/9/06 (3-2-0)	6
6.	1/22-2/3/17 (2-2-1)	5
	2/14-2/22/15 (2-2-1)	5

### 6-GAME ROAD TRIP

1.	4/13-4/25/13 (5-1-0)	10
2.	12/29/08-1/9/09 (4-2-0)	8
3.	3/27-4/4/21 (1-5-0)	2
4.	4/15-4/25/21 (0-5-1)	1

### 3-GAME CALIFORNIA TRIP

1.	11/17-11/20/10 (3-0-0)	6
2.	1/6-1/9/20 (2-1-0)	4
	11/3-11/6/15 (2-1-0)	4
	4/17-4/21/13 (2-1-0)	4
	1/8-1/11/04 (1-0-0-2)	4
6.	11/1-11/4/18 (1-1-1)	3
	10/25-10/28/16 (1-1-1)	3
	2/3-2/7/14 (1-1-1)	3

### 3-GAME W. CANADA ROAD TRIP

1.	12/13-12/18/16 (3-0-0)	6
	3/18-3/21/15 (3-0-0)	6
3.	3/27-3/31/18 (2-0-1)	5
4.	2/2-2/5/16 (2-1-0)	4
	1/5-1/8/10 (2-1-0)	4
	2/1-2/6/06 (2-1-0)	4
	1/10-1/13/03 (2-1-0)	4





## SEASON OPENERS

### OVERALL (9-11-1-1)

YEAR	DATE	OPPONENT	SCORE
2000	10/7	vs. Chicago	L, 3-5
2001	10/4	vs. St. Louis	T, 3-3
2002	10/10	vs. Chicago	W, 2-1
2003	10/9	at Atlanta	L, 1-2
2005	10/5	at Washington	L, 2-3
2006	10/6	vs. Vancouver	OTL, 2-3
2007	10/5	vs. Anaheim	W, 4-0
2008	10/10	at Dallas	OTW, 5-4
2009	10/3	vs. Minnesota	W, 2-1
2010	10/8	vs. San Jose	L, 2-3
2011	10/7	vs. Nashville	L, 2-3
2012	1/19	at Nashville	SOW, 3-2
2013	10/4	vs. Calgary	L, 3-4
2014	10/9	at Buffalo	W, 3-1
2015	10/9	vs. NY Rangers	L, 2-4
2016	10/13	vs. Boston	L, 3-6
2017	10/6	vs. NY Islanders	W, 5-0
2018	10/4	at Detroit	OTW, 3-2
2019	10/4	vs. Toronto	L, 1-4
2020	1/14	at Nashville	L, 3-1
2021	10/14	vs. Arizona	W, 8-2
2022	10/12	at Carolina	L, 1-4

### HOME (8-10-1-3)

YEAR	DATE	OPPONENT	SCORE
2000	10/7	vs. Chicago	L, 3-5
2001	10/4	vs. St. Louis	T, 3-3
2002	10/10	vs. Chicago	W, 2-1
2003	10/11	vs. NY Rangers	W, 5-0
2005	10/7	vs. Calgary	L, 1-3
2006	10/6	vs. Vancouver	OTL, 2-3
2007	10/5	vs. Anaheim	W, 4-0
2008	10/17	vs. Nashville	W, 5-3
2009	10/3	vs. Minnesota	W, 2-1
2010	10/8	vs. San Jose	L, 2-3
2011	10/7	vs. Nashville	L, 2-3
2012	1/21	vs. Detroit	SOL, 3-4
2013	10/4	vs. Calgary	L, 3-4
2014	10/11	vs. NY Rangers	W, 5-2
2015	10/9	vs. NY Rangers	L, 2-4
2016	10/13	vs. Boston	L, 3-6
2017	10/6	vs. NY Islanders	W, 5-0
2018	10/5	vs. Carolina	L, 1-3
2019	10/4	vs. Toronto	L, 1-4
2020	1/21	vs. Tampa Bay	OTL, 3-2
2021	10/14	vs. Arizona	W, 8-2
2022	10/14	vs. Tampa Bay	L, 2-5

### ROAD (10-11-1-0)

YEAR	DATE	OPPONENT	SCORE
2000	10/12	at Calgary	W, 3-2
2001	10/6	at Philadelphia	T, 3-3
2002	10/12	at New Jersey	L, 2-3
2003	10/9	at Atlanta	L, 1-2
2005	10/5	at Washington	L, 2-3
2006	10/7	at Chicago	W, 5-4
2007	10/6	at Minnesota	L, 2-3
2008	10/10	at Dallas	OTW, 5-4
2009	10/5	at Vancouver	W, 5-3
2010	10/9	at San Jose	OTW, 3-2
2011	10/8	at Minnesota	L, 2-4
2012	1/19	at Nashville	SOW, 3-2
2013	10/5	at NY Islanders	SOW, 3-2
2014	10/9	at Buffalo	W, 3-1
2015	10/10	at NY Rangers	L, 2-5
2016	10/22	at Dallas	W, 3-0
2017	10/7	at Chicago	L, 1-5
2018	10/4	at Detroit	OTW, 3-2
2019	10/5	at Pittsburgh	L, 2-7
2020	1/14	at Nashville	L, 3-1
2021	10/19	at Detroit	L, 1-4
2022	10/12	at Carolina	L, 1-4

## SEASON FINALES

### OVERALL (12-9-0-1)

YEAR	DATE	OPPONENT	SCORE
2001	4/8	vs. Chicago	OTW, 4-3
2002	4/14	at Chicago	L, 0-2
2003	4/6	at Minnesota	L, 3-4
2004	4/3	at Detroit	W, 4-1
2006	4/18	vs. Dallas	OTW, 5-4
2007	4/7	vs. Anaheim	L, 3-4
2008	4/6	vs. St. Louis	L, 1-4
2009	4/11	vs. Minnesota	L, 3-6
2010	4/9	vs. Detroit	SOL, 0-1
2011	4/9	vs. Buffalo	L, 4-5
2012	4/7	vs. NY Islanders	W, 7-3
2013	4/27	vs. Nashville	W, 3-1
2014	4/12	at Florida	W, 3-2
2015	4/11	at NY Islanders	SOW, 5-4
2016	4/9	vs. Chicago	OTW, 5-4
2017	4/9	at Toronto	W, 3-2
2018	4/7	at Nashville	L, 2-4
2019	4/6	at Ottawa	W, 6-2
2020	3/8	at Vancouver	W, 2-1
2021	5/8	vs. Detroit	OTW, 5-4
2022	4/29	at Pittsburgh	L, 3-5
2023	4/14	vs. Buffalo	L, 2-5

### HOME (11-8-1-2)

YEAR	DATE	OPPONENT	SCORE
2001	4/8	vs. Chicago	OTW, 4-3
2002	4/12	vs. Atlanta	OTW, 5-4
2003	4/4	vs. Detroit	T, 5-5
2004	4/2	vs. Colorado	L, 2-4
2006	4/18	vs. Dallas	OTW, 5-4
2007	4/7	vs. Anaheim	L, 3-4
2008	4/6	vs. St. Louis	L, 1-4
2009	4/11	vs. Minnesota	L, 3-6
2010	4/9	vs. Detroit	SOL, 0-1
2011	4/9	vs. Buffalo	L, 4-5
2012	4/7	vs. NY Islanders	W, 7-3
2013	4/27	vs. Nashville	W, 3-1
2014	4/8	vs. Phoenix	OTW, 4-3
2015	4/10	vs. Buffalo	W, 4-2
2016	4/9	vs. Chicago	OTW, 5-4
2017	4/6	vs. Winnipeg	L, 4-5
2018	4/5	vs. Pittsburgh	OTL, 4-5
2019	4/2	vs. Boston	L, 2-6
2020	3/1	vs. Vancouver	W, 5-3
2021	5/8	vs. Detroit	OTW, 5-4
2022	4/28	vs. Tampa Bay	W, 5-2
2023	4/14	vs. Buffalo	L, 2-5

### ROAD (9-11-0-2)

YEAR	DATE	OPPONENT	SCORE
2001	4/6	at Minnesota	L, 2-3
2002	4/14	at Chicago	L, 0-2
2003	4/6	at Minnesota	L, 3-4
2004	4/3	at Detroit	W, 4-1
2006	4/16	at Chicago	L, 3-4
2007	4/3	at Detroit	L, 0-3
2008	4/5	at St. Louis	L, 0-3
2009	4/10	at St. Louis	L, 1-3
2010	4/7	at Detroit	L, 3-4
2011	4/8	at Nashville	L, 1-4
2012	4/5	at Colorado	W, 5-2
2013	4/25	at Dallas	W, 3-1
2014	4/12	at Florida	W, 3-2
2015	4/11	at NY Islanders	SOW, 5-4
2016	4/8	at Buffalo	W, 4-1
2017	4/9	at Toronto	W, 3-2
2018	4/7	at Nashville	L, 2-4
2019	4/6	at Ottawa	W, 6-2
2020	3/8	at Vancouver	W, 2-1
2021	5/1	at Carolina	OTL, 2-1
2022	4/29	at Pittsburgh	L, 3-5
2023	4/11	at Philadelphia	OTL, 3-4



# TEAM RECORDS

## HOLIDAY GAMES

### COLUMBUS DAY (2-4-1-0)

YEAR	DATE	OPPONENT	SCORE
2000	10/9	vs. Los Angeles	L, 1-7
2001	10/8	vs. Philadelphia	T, 2-2
2002	10/14	vs. Phoenix	L, 2-4
2003	10/13	vs. Vancouver	W, 3-2
2006	10/9	vs. Phoenix	W, 5-1
2011	10/10	vs. Vancouver	L, 2-3
2015	10/12	at Buffalo	L, 2-4

### HALLOWEEN (3-2-0-0)

YEAR	DATE	OPPONENT	SCORE
2000	10/31	vs. Los Angeles	W, 4-1
2007	10/31	at Los Angeles	W, 4-1
2014	10/31	vs. Toronto	L, 1-4
2015	10/31	vs. Winnipeg	L, 2-3
2021	10/31	at New Jersey	SOW, 4-3

### THANKSGIVING (0-1-0-0)

YEAR	DATE	OPPONENT	SCORE
2009	11/26	at Ottawa	L, 1-2

### BLACK FRIDAY (10-7-1-0)

YEAR	DATE	OPPONENT	SCORE
2000	11/24	at Dallas	L, 0-3
2001	11/23	vs. Chicago	T, 2-2
2002	11/29	at NY Islanders	W, 4-2
2005	11/25	vs. Colorado	L, 0-5
2006	11/24	at Philadelphia	L, 2-3
2007	11/23	at Minnesota	W, 4-0
2008	11/28	at Detroit	L, 3-5
2010	11/26	vs. Detroit	L, 1-2
2011	11/25	vs. Buffalo	W, 5-1
2013	11/29	vs. Edmonton	W, 4-2
2014	11/28	vs. Vancouver	L, 0-5
2015	11/27	vs. Pittsburgh	OTW, 2-1
2016	11/25	at Tampa Bay	W, 5-3
2017	11/24	vs. Ottawa	W, 5-2
2018	11/23	vs. Toronto	W, 4-2
2019	11/29	vs. Pittsburgh	W, 5-2
2021	11/26	vs. Vancouver	W, 4-2
2022	11/25	vs. NY Islanders	L, 2-3

### BOXING DAY (4-6-0-0)

YEAR	DATE	OPPONENT	SCORE
2000	12/26	at St. Louis	L, 0-5
2002	12/26	at Detroit	L, 2-4
2003	12/26	at Chicago	W, 4-1
2005	12/26	vs. Chicago	OTW, 4-3
2006	12/26	vs. Boston	OTW, 5-4
2007	12/26	vs. Atlanta	W, 2-0
2009	12/26	at Detroit	L, 1-2
2010	12/26	at Chicago	L, 1-4
2011	12/26	at Chicago	L, 1-4
2015	12/26	at Tampa Bay	L, 2-5

### NEW YEAR'S EVE (11-6-0-1)

YEAR	DATE	OPPONENT	SCORE
2000	12/31	vs. New Jersey	L, 3-6
2001	12/31	vs. Anaheim	W, 3-1
2002	12/31	vs. Pittsburgh	W, 5-2
2003	12/31	vs. San Jose	L, 0-1
2005	12/31	at Detroit	L, 2-5
2006	12/31	vs. Chicago	W, 3-1
2007	12/31	vs. Edmonton	W, 4-2
2008	12/31	at Anaheim	W, 2-0
2009	12/31	vs. Nashville	OTL, 1-2
2010	12/31	vs. Ottawa	OTW, 4-3
2011	12/31	vs. Washington	L, 2-4
2013	12/31	at Colorado	L, 3-5
2014	12/31	vs. Minnesota	W, 3-1
2016	12/31	at Minnesota	W, 4-2
2017	12/31	vs. Tampa Bay	L, 0-5
2018	12/31	vs. Ottawa	W, 6-3
2019	12/31	vs. Florida	W, 4-1
2022	12/31	vs. Chicago	W, 4-1

### MARTIN LUTHER KING JR. DAY (7-2-0-1)

YEAR	DATE	OPPONENT	SCORE
2001	1/15	vs. Minnesota	W, 3-0
2002	1/21	vs. Dallas	L, 3-5
2003	1/20	vs. Chicago	W, 5-1
2006	1/16	vs. NY Rangers	W, 4-3
2010	1/18	vs. St. Louis	W, 4-2
2013	1/21	vs. Detroit	SOL, 3-4
2015	1/19	at Minnesota	W, 3-1
2018	1/15	vs. New Jersey	W, 4-1
2021	1/18	at Detroit	W, 3-2
2023	1/16	vs. NY Rangers	L, 1-3

### GROUNDHOG DAY (3-8-1-0)

YEAR	DATE	OPPONENT	SCORE
2004	2/2	at Phoenix	T, 3-3
2006	2/2	at Edmonton	SOW, 2-1
2007	2/2	at Calgary	L, 2-6
2008	2/2	vs. Minnesota	L, 1-4
2010	2/2	at Colorado	L, 1-5
2013	2/2	vs. Detroit	W, 4-2
2016	2/2	at Edmonton	L, 1-5
2015	2/2	at NY Islanders	L, 3-6
2018	2/2	vs. San Jose	L, 1-3
2019	2/2	vs. St. Louis	L, 2-4
2020	2/2	at Montreal	W, 4-3
2021	2/2	vs. Dallas	L, 6-3

### VALENTINE'S DAY (2-6-1-2)

YEAR	DATE	OPPONENT	SCORE
2001	2/14	at Toronto	T, 2-2
2004	2/14	vs. San Jose	OTL, 1-2
2007	2/14	vs. St. Louis	L, 2-4
2009	2/14	at Carolina	W, 5-1
2010	2/14	vs. Chicago	SOL, 4-5
2012	2/14	vs. St. Louis	W, 2-1
2015	2/14	at NY Islanders	L, 3-6
2018	2/14	at Toronto	L, 3-6
2019	2/14	vs. NY Islanders	L, 0-3
2020	2/14	vs. NY Rangers	L, 1-3
2023	2/14	vs. New Jersey	L, 2-3

### PRESIDENTS' DAY (1-3-0-1)

YEAR	DATE	OPPONENT	SCORE
2004	2/16	vs. Nashville	W, 4-2
2009	2/16	vs. Dallas	SOL, 2-3
2013	2/18	at Anaheim	L, 2-3
2019	2/19	at Montreal	L, 2-3
2021	2/15	at Carolina	L, 7-3

### ST. PATRICK'S DAY (1-9-1-0)

YEAR	DATE	OPPONENT	SCORE
2001	3/17	vs. NY Islanders	T, 3-3
2003	3/17	at Atlanta	L, 2-3
2006	3/17	vs. Vancouver	L, 2-3
2007	3/17	at Los Angeles	L, 3-5
2011	3/17	vs. Detroit	L, 0-2
2012	3/17	at Vancouver	L, 3-4
2016	3/17	vs. Detroit	L, 1-3
2018	3/17	vs. Ottawa	W, 2-1
2022	3/17	vs. Washington	L, 2-7
2023	3/17	at Anaheim	L, 4-7

### APRIL FOOLS' DAY (2-6-0-2)

YEAR	DATE	OPPONENT	SCORE
2001	4/1	vs. St. Louis	W, 2-1
2002	4/1	at Dallas	L, 1-3
2003	4/1	at Philadelphia	L, 0-4
2006	4/1	vs. Chicago	W, 5-2
2007	4/1	vs. Detroit	L, 1-4
2010	4/1	at Detroit	L, 2-3
2011	4/1	vs. Chicago	SOL, 3-4
2014	4/1	vs. Colorado	OTL, 2-3
2021	4/1	at Tampa Bay	L, 3-2
2023	4/1	vs. Florida	L, 0-7





## SINGLE GAME GOALS

### MOST GOALS SCORED

Overall	10	11/4/16 vs. Montreal (10-0 W)
Home	10	11/4/16 vs. Montreal (10-0 W)
Road	8	3/7/09 at Detroit (8-2 W)

### MOST GOALS AGAINST

Overall	10	3/30/02 at San Jose (2-10 L)
Home	9	12/7/23 vs. Buffalo (4-9 L) 12/4/18 vs. Calgary (6-9 L) 11/11/09 vs Detroit (1-9 L)
Road	10	3/30/02 at San Jose (2-10 L)

### MOST GOALS, BOTH TEAMS

Overall	15	12/14/18 vs. Calgary (6-9 L)
Home	15	12/14/18 vs. Calgary (6-9 L)
Road	13	3/21/23 at Washington (7-6 OTW) 1/22/17 at Ottawa (7-6 OTW) 1/13/03 at Edmonton (5-8 L) 3/9/01 at Florida (7-6 W)

## SHOTS

### MOST SHOTS

Overall	60	12/3/16 at Arizona (3-2 SOW)
Home	53	10/28/05 vs. Minnesota (2-1 SOW) 49 shots in regulation
	53	3/22/16 vs. Philadelphia (3-2 SOW) 45 shots in regulation
Road	60	12/3/16 at Arizona (3-2 SOW) 50 in regulation

### MOST SHOTS AGAINST

Overall	62	1/26/22 vs. Calgary (0-6 L)
Home	62	1/26/22 vs. Calgary (0-6 L)
Road	55	12/4/14 at Florida (4-3 SOW) 51 in regulation

## PENALTIES

### MOST PENALTY MINUTES

Overall	70	2/21/03 at San Jose (0-6 L), 16 pen.
Home	68	1/11/06 vs. Pittsburgh (6-1 W), 21 pen.
Road	70	2/21/03 at San Jose (0-6 L), 16 pen.

### MOST PENALTY MINUTES AGAINST

Overall	86	11/9/02 vs. NY Rangers (6-3 W), 17 pen.
Home	86	11/9/02 vs. NY Rangers (6-3 W), 17 pen.
Road	48	4/14/02 at Chicago (0-2 L), 8 pen.

### MOST PENALTY MINUTES, BOTH TEAMS

Overall	152	1/11/06 vs. Pittsburgh (6-1 W), CBJ-68, PIT-84 11/9/02 vs. NY Rangers (6-3 W), CBJ-66, NYR-86
Home	152	1/11/06 vs. Pittsburgh (6-1 W), CBJ-68, PIT-84 11/9/02 vs. NY Rangers (6-3 W), CBJ-66, NYR-86
Road	108	2/21/03 at San Jose (0-6 L), CBJ-70, SJS-38

### LARGEST MARGIN OF VICTORY

Overall	10	11/4/16 vs. Montreal (10-0 W)
Home	10	11/4/16 vs. Montreal (10-0 W)
Road	6	1/13/22 at Carolina (6-0 W) 11/25/13 at Toronto (6-0 W) 3/7/09 at Detroit (8-2 W)

### LARGEST MARGIN OF DEFEAT

Overall	8	11/11/09 vs Detroit (1-9 L) 3/30/02 at San Jose (2-10 L) 2/4/02 vs. Boston (0-8 L)
Home	8	11/11/09 vs Detroit (1-9 L) 2/4/02 vs. Boston (0-8 L)
Road	8	3/30/02 at San Jose (2-10 L)

### MOST SHOTS, BOTH TEAMS

Overall	94	12/3/16 at Arizona (3-2 SOW), CBJ-60, ARI-34
Home	92	1/7/18 vs. Florida (3-2 SOW), CBJ-48, FLA-44
Road	94	12/3/16 at Arizona (3-2 SOW), CBJ-60, ARI-34

### FEWEST SHOTS

Overall	10	4/1/03 at Philadelphia (0-4 L)
Home	12	3/22/08 vs. Detroit (1-4 L)
Road	10	4/1/03 at Philadelphia (0-4 L)

### MOST PENALTIES

Overall	21	1/11/06 vs. Pittsburgh (6-1 W), 68 PIM
Home	21	1/11/06 vs. Pittsburgh (6-1 W), 68 PIM
Road	16	2/21/03 at San Jose (0-6 L), 70 PIM

### MOST PENALTIES AGAINST

Overall	21	1/11/06 vs. Pittsburgh (6-1 W), 84 PIM
Home	21	1/11/06 vs. Pittsburgh (6-1 W), 68 PIM
Road	15	10/21/06 at Pittsburgh (3-5 L), 41 PIM 2/23/03 at Vancouver (2-7), 47 PIM

### MOST PENALTIES, BOTH TEAMS

Overall	42	1/11/06 vs. Pittsburgh (6-1 W), CBJ-21, PIT-21
Home	42	1/11/06 vs. Pittsburgh (6-1 W), CBJ-21, PIT-21
Road	33	2/6/06 at Vancouver (4-7 L), CBJ-19, VAN-14

### MOST CONSECUTIVE GOALS

Overall	10	11/4/16 vs. Montreal (10-0 W)
Home	10	11/4/16 vs. Montreal (10-0 W)
Road	7	3/27/18 at Edmonton (7-3 W)

### MOST CONSECUTIVE GOALS AGAINST

Overall	8	11/5/11 at Philadelphia (2-9 L) 2/4/02 vs. Boston (0-8 L)
Home	8	2/4/02 vs. Boston (0-8 L)
Road	8	11/5/11 at Philadelphia (2-9 L)

### FEWEST SHOTS AGAINST

Overall	13	2/21/09 vs. Anaheim (2-5 L)
Home	13	2/21/09 vs. Anaheim (2-5 L)
Road	14	1/19/08 at Dallas (1-3 L)

### FEWEST SHOTS, BOTH TEAMS

Overall	32	12/12/07 vs. Colorado (4-1 W), CBJ-16, COL-16
Home	32	12/12/07 vs. Colorado (4-1 W), CBJ-16, COL-16
Road	35	2/15/13 at Los Angeles (1-2 L), CBJ-13, LA-22

### FEWEST PENALTY MINUTES

Overall	0 (19x)	12/19/22 vs. Dallas (1-2 L) – most recent
Home	0 (8x)	12/19/22 vs. Dallas (1-2 L) – most recent
Road	0 (11x)	2/16/20 at New Jersey (3-4 SOL) – most recent

### FEWEST PENALTY MINUTES AGAINST

Overall	0 (16x)	12/4/21 at Washington (1-3 L) – most recent
Home	0 (8x)	10/16/21 vs. Seattle (2-1 OTW) – most recent
Road	0 (8x)	12/4/21 at Washington (1-3 L) – most recent

### FEWEST PENALTY MINUTES, BOTH TEAMS

Overall	0	3/13/21 vs. Dallas CBJ-0, DAL-0 4/6/19 at Ottawa (6-2 W) CBJ-0, OTT-0 11/19/18 at Toronto (2-4 L) CBJ-0, TOR-0
Home	0	3/13/21 vs. Dallas CBJ-0, DAL-0
Road	0	4/6/19 at Ottawa (6-2 W) CBJ-0, OTT-0 11/19/18 at Toronto (2-4 L) CBJ-0, TOR-0



## SINGLE GAME continued SPECIAL TEAMS

### MOST POWER PLAY GOALS

Overall	5	12/10/06 vs. Ottawa (6-2 W), 11 att.
Home	5	12/10/06 vs. Ottawa (6-2 W), 11 att.
Road	4	12/22/11 at Nashville (5-6 L), 6 att.

### MOST POWER PLAY ATTEMPTS

Overall	13	1/24/04 vs. Chicago (4-3 W), 2 PPG 12/19/03 vs. Calgary (1-2 L), 0 PPG
Home	13	1/24/04 vs. Chicago (4-3 W), 2 PPG 12/19/03 vs. Calgary (1-2 L), 0 PPG
Road	11	10/21/06 at Pittsburgh (3-5 L), 2 PPG

### MOST POWER PLAY GOALS AGAINST

Overall	5	1/6/07 at San Jose (2-5 L), 9 att. 2/6/06 at Vancouver (2-5 L), 11 att. 11/13/03 at Ottawa (3-6 L), 12 att.
Home	4	11/12/16 vs. St. Louis (8-4 W), 5 att. 10/23/01 vs. Los Angeles (1-7 L), 4 att.
Road	5	1/6/07 at San Jose (2-5 L), 9 att. 2/6/06 at Vancouver (4-7 L), 11 att. 11/13/03 at Ottawa (3-6 L), 12 att.

### MOST POWER PLAY ATTEMPTS AGAINST

Overall	12	10/26/05 vs. Nashville (3-2 OTW), 2 PPG 11/13/03 at Ottawa (2-5 L), 5 PPG
Home	12	10/26/05 vs. Nashville (3-2 OTW), 2 PPG
Road	12	11/13/03 at Ottawa (2-5 L), 5 PPG

## COMEBACK WINS/LOSSES

### LARGEST DEFICIT OVERCOME IN A WIN

3	5x, most recent - 4/3/18 vs. Detroit (5-4 OTW)
---	---

### LARGEST DEFICIT OVERCOME IN A TIE

3	2x, most recent - 3/1/03 vs. Edmonton (3-3)
---	--

### HIGHEST POWER PLAY EFFICIENCY (MULTIPLE ATTEMPTS)

Overall	2-of-2	11/20/22 vs. Florida (5-3 W) 3/25/22 at Winnipeg (3-4 OTL) 3/1/20 vs. Vancouver (5-3 W) 1/10/19 vs. Nashville (4-3 OTW) 12/18/16 at Vancouver (4-3 OTW) 10/21/16 vs. Chicago (3-2 W) 1/17/12 vs. Edmonton (4-2 W) 3/14/04 at Minnesota (2-3 L) 10/6/01 at Philadelphia (3-3 T)
Home	2-of-2	11/20/22 vs. Florida (5-3 W) 3/1/20 vs. Vancouver (5-3 W) 1/10/19 vs. Nashville (4-3 OTW) 10/21/16 vs. Chicago (3-2 W) 1/17/12 vs. Edmonton (4-2 W)
Road	2-of-2	3/25/22 at Winnipeg (3-4 OTL) 12/18/16 at Vancouver (4-3 OTW) 3/14/04 at Minnesota (2-3 L) 10/6/01 at Philadelphia (3-3 T)

### LOWEST POWER PLAY EFFICIENCY

Overall	0-of-13	12/19/03 vs. Calgary (1-2 L)
Home	0-of-13	12/19/03 vs. Calgary (1-2 L)
Road	0-of-9	12/23/06 at NY Islanders (0-4 L) 10/5/05 at Washington (2-3 L)

### HIGHEST PENALTY KILLING EFFICIENCY

Overall	9-of-9	3/12/11 at Carolina (3-2 W) 11/23/07 at Minnesota (4-0 W) 10/9/06 vs. Phoenix (5-1 W) 10/12/02 at New Jersey (2-3 L)
Home	9-of-9	10/9/06 vs. Phoenix (5-1 W)
Road	9-of-9	3/12/11 at Carolina (3-2 W) 11/23/07 at Minnesota (4-0 W) 10/12/02 at New Jersey (2-3 L)

### LOWEST PENALTY KILLING EFFICIENCY

Overall	0-of-4	10/23/01 vs. Los Angeles (1-7 L)
Home	0-of-4	10/23/01 vs. Los Angeles (1-7 L)
Road	0-of-3	12/31/13 at Colorado (3-5 L) 12/9/10 at St. Louis (1-4 L) 3/30/02 at San Jose (2-10 L)

### MOST SHORTHANDED GOALS SCORED

Overall	2	12/21/19 vs. New Jersey (5-0 W) 3/19/17 at New Jersey (4-1 W) 3/22/11 at Colorado (4-5 SOL) 2/24/07 at NY Rangers (3-2 W)
Home	2	12/21/19 vs. New Jersey (5-0 W)
Road	2	3/19/17 at New Jersey (4-1 W) 3/22/11 at Colorado (4-5 SOL) 2/24/07 at NY Rangers (3-2 W)

### MOST SHORTHANDED GOALS AGAINST

Overall	2	12x, most recent - 11/3/18 at Los Angeles (1-4 L)
Home	2	7x, most recent - 3/13/16 vs. Tampa Bay (0-4 L)
Road	2	5x, most recent - 11/3/18 at Los Angeles (1-4 L)

### LARGEST LEAD LOST IN A LOSS

4	3/7/23 at Pittsburgh (4-5 OTL) 1/1/22 vs. Carolina (4-7) 1/7/17 vs. NY Rangers (4-5)
---	--

### LARGEST LEAD LOST IN AN OT/SO LOSS

4	3/7/23 at Pittsburgh (4-5 OTL)
---	--------------------------------





## SINGLE PERIOD GOALS

### MOST GOALS SCORED

Overall	5	12/31/18 vs. Ottawa in 3rd per. (6-3 W) 11/4/16 vs. Montreal in 1st per. (10-0 W) 3/15/03 vs. Minnesota in 1st per. (5-0 W)
Home	5	12/31/18 vs. Ottawa in 3rd per. (6-3 W) 11/4/16 vs. Montreal in 1st per. (10-0 W) 3/15/03 vs. Minnesota in 1st per. (5-0 W)
Road	4	18x, most recent - 2/24/22 at Florida in 3rd per. (6-3 W)

### MOST GOALS AGAINST

Overall	6	12/7/22 vs. Buffalo in 1st per. (4-9 L) 12/17/05 at Nashville in 2nd per. (3-7 L)
Home	6	12/7/22 vs. Buffalo in 1st per. (4-9 L)
Road	6	12/17/05 at Nashville in 2nd per. (3-7 L)

### MOST GOALS, BOTH TEAMS

Overall	7	2/25/23 vs. Edmonton in 2nd per. (6-5 W); EDM, 4-3 12/31/18 vs. Ottawa in 3rd per. (6-3 W); CBJ, 5-2 12/4/18 vs. Calgary in 2nd per. (6-9 L); CGY, 5-2 3/29/13 at Calgary in 2nd per. (6-4 W); CBJ, 4-3 12/17/05 at Nashville in 2nd per. (3-7 L); NSH, 6-1 1/13/03 at Edmonton in 2nd per. (5-8 L); EDM, 4-3 12/14/02 at Detroit in 1st per. (4-6 L); DET, 4-3
Home	7	2/25/23 vs. Edmonton in 2nd per. (6-5 W); EDM, 4-3 12/31/18 vs. Ottawa in 3rd per. (6-3 W); CBJ, 5-2 12/4/18 vs. Calgary in 2nd per. (6-9 L); CGY, 5-2
Road	7	3/29/13 at Calgary in 2nd per. (6-4 W); CBJ, 4-3 12/17/05 at Nashville in 2nd per. (3-7 L); NSH, 6-1 1/13/03 at Edmonton in 2nd per. (5-8 L); EDM, 4-3 12/14/02 at Detroit in 1st per. (4-6 L); DET, 4-3

### FASTEST GOAL START OF GAME

Overall	:10	2x, most recent - Cam Atkinson 3/28/13 at Edmonton (4-6 L)
Home	:10	Rick Nash - 1/11/06 vs. Pittsburgh (6-1 W)
Road	:10	Cam Atkinson - 3/28/13 at Edmonton (4-6 L)

### FASTEST GOAL AGAINST START OF GAME

Overall	:08	2x, most recent - Antti Laaksonen 2/10/06 vs. Colorado (1-4 L)
Home	:08	2x, most recent - Antti Laaksonen 2/10/06 vs. Colorado (1-4 L)
Road	:21	Chris Stewart 12/19/09 at Colorado (2-5 L)

### FASTEST GOAL START OF PERIOD

Overall	:09	Patrik Laine - 2/17/22 at Chicago, 2nd per. (7-4 W)
Home	:10	Rick Nash - 1/11/06 vs. Pittsburgh, 1st per. (6-1 W)
Road	:09	Patrik Laine - 2/17/22 at Chicago, 2nd per. (7-4 W)

### FASTEST GOAL AGAINST START OF PERIOD

Overall	:07	Jesper Bratt - 2/14/23 vs. New Jersey, 2nd per. (2-3 L)
Home	:07	Jesper Bratt - 2/14/23 vs. New Jersey, 2nd per. (2-3 L)
Road	:11	J.P. Dumont - 11/18/06 at Nashville, 2nd per. (2-4 L) Peter Schaefer - 1/6/01 at Vancouver, 3rd per. (3-4 L)

### FASTEST GOAL START OF OVERTIME

Overall	:10	Seth Jones - 12/6/18 at Philadelphia (4-3 OTW)
Home	:16	Kirill Marchenko - 4/2/23 vs. Ottawa (4-3 OTW)
Road	:10	Seth Jones - 12/6/18 at Philadelphia (4-3 OTW)

### FASTEST GOAL AGAINST START OF OVERTIME

Overall	:08	David Perron - 11/1/19 at St. Louis (3-4 OTL)
Home	:22	David Backes - 12/14/13 vs. St. Louis (3-4 OTL)
Road	:08	David Perron 11/1/19 at St. Louis (3-4 OTL)

### FASTEST 2 GOALS - CBJ PLAYER

:31	Cam Atkinson (16:42 & 17:13 of 2nd per.), 10/27/18 vs. Buffalo (5-4 OTW)
-----	--

### FASTEST 3 GOALS - CBJ PLAYER

3:18	Jeff Carter (12:56, 14:35 & 16:14 of 1st per.), 12/22/11 at Nashville (5-6 L)
------	---

### FASTEST 2 GOALS - CBJ TEAM

:08	Vinny Prospal & Mark Letestu (5:37 & 5:45 of 2nd per.), 2/11/13 vs. San Jose (6-2 W) Nikita Filatov & Jakub Voracek (14:18 & 14:26 of 1st per.), 10/17/08 vs. Nashville (5-3 W)
-----	--

### FASTEST 3 GOALS - CBJ TEAM

0:46	Patrik Laine, Oliver Bjorkstrand & Justin Danforth (15:34, 15:59 and 16:20 of 2nd per.) 3/4/22 vs. Los Angeles (3-4 OTL)
------	--

### FASTEST 2 GOALS - OPPOSING PLAYER

:19	Ryan Smyth (2:33 & 2:52 of 1st per.), 11/27/02 at Edmonton (1-3 L)
-----	--

### FASTEST 3 GOALS - OPPOSING PLAYER

10:17	Joe Sakic (6:04, 11:24 & 16:21 of 1st per.), 3/13/03 vs. Colorado (1-5 L)
-------	---

### FASTEST 2 GOALS - OPPOSING TEAM

:05	Tomas Holmstrom & Pavel Datsyuk (10:44 & 10:49 of 2nd per.), 11/24/07 vs. Detroit (3-2 SOW)
-----	---

### FASTEST 3 GOALS - OPPOSING TEAM

1:03	Chris Kreider, Artemi Panarin & Jacob Trouba (7:39, 8:15 & 8:41 of 2nd per.) 11/13/21 vs. NY Rangers (3-5 L)
------	--

### FASTEST 2 GOALS - BOTH TEAMS

:02	Nick Foligno-CBJ & Mikael Granlund-MIN (19:44 & 19:46 of 3rd per.), 1/5/16 vs. Minnesota (2-4 L)
-----	--

### FASTEST 3 GOALS - BOTH TEAMS

:22	Bryan Berard-CBJ, Paul Kariya-NSH Darcy Hordichuk-NSH (13:13, 13:27 & 13:35 of 3rd per.), 1/21/06 at Nashville
-----	---

### FASTEST 4 GOALS - BOTH TEAMS

1:46	Eric Robinson-CBJ, Chris Kreider-NYR, Artemi Panarin-NYR & Jacob Trouba-NYR (6:56, 7:39, 8:15 & 8:42 of 2nd per.) 11/13/21 vs. NY Rangers (3-5 L)
------	---



RICK NASH



## SINGLE PERIOD continued PENALTY MINUTES

### MOST PENALTY MINUTES

Overall	52	3/26/09 vs. Calgary in 2nd per. (5-0 W); 11 pen.
Home	52	3/26/09 vs. Calgary in 2nd per. (5-0 W); 11 pen.
Road	45	2/21/03 at San Jose in 3rd per. (0-6 L); 9 pen.

### MOST PENALTY MINUTES AGAINST

Overall	74	11/9/02 vs. NY Rangers in 3rd per. (6-3 W); 14 pen.
Home	74	11/9/02 vs. NY Rangers in 3rd per. (6-3 W); 14 pen.
Road	44	4/14/02 at Chicago in 2nd per. (0-2 L); 6 pen.

### MOST PENALTY MINUTES, BOTH TEAMS

Overall	122	11/9/02 vs. NY Rangers in 3rd per. (6-3 W); CBJ-48, NYR-74
Home	122	11/9/02 vs. NY Rangers in 3rd per. (6-3 W); CBJ-48, NYR-74
Road	88	4/14/02 at Chicago in 2nd per. (0-2 L); CBJ-44, CHI-44

### MOST PENALTIES AGAINST

Overall	14	11/9/02 vs. NY Rangers in 3rd per. (6-3 W); 74 PIM
Home	14	11/9/02 vs. NY Rangers in 3rd per. (6-3 W); 74 PIM
Road	10	2/6/06 at Vancouver in 3rd per. (4-7 L); 26 PIM

### MOST PENALTIES

Overall	13	2/6/06 at Vancouver in 3rd per. (7-4 L); 40 PIM
Home	11	3/26/09 vs. Calgary in 2nd per. (5-0 W); 52 PIM
Road	13	2/6/06 at Vancouver in 3rd per. (7-4 L); 40 PIM

### MOST PENALTIES, BOTH TEAMS

Overall	24	3/26/09 vs. Calgary in 2nd per. (5-0 W); CBJ-11, CGY-13
Home	24	3/26/09 vs. Calgary in 2nd per. (5-0 W); CBJ-11, CGY-13
Road	23	2/6/06 at Vancouver in 3rd per. (4-7 L); CBJ-13, VAN-10

## SHOTS

### MOST SHOTS

Overall	26	2/13/18 at NY Islanders in 1st per. (4-1 W) 2/3/18 at NY Islanders in 1st per. (3-4 L)
Home	25	4/27/13 vs. Nashville in 3rd per. (3-1 W)
Road	26	2/13/18 at NY Islanders in 1st per. (4-1 W) 2/3/18 at NY Islanders in 1st per. (3-4 L)

### MOST SHOTS AGAINST

Overall	27	3/26/16 at Nashville in 1st per. (1-5 L)
Home	23	2/25/23 vs. Edmonton in 3rd per. (6-5 W) 11/1/02 vs. Dallas in 1st per. (4-2 W)
Road	27	3/26/16 at Nashville in 1st per. (1-5 L)

### MOST SHOTS, BOTH TEAMS

Overall	38	2/3/18 at NY Islanders in 1st per. (3-4 L); CBJ-26, NYI-12
Home	36	4/7/12 vs. NY Islanders in 2nd per. (7-3 W); CBJ-15, NYI-21
Road	38	2/3/18 at NY Islanders in 1st per. (3-4 L); CBJ-26, NYI-12

### FEWEST SHOTS

Overall	0	11/5/15 at Los Angeles in 2nd per. (3-2 W)
Home	1	3/31/13 vs. Anaheim in 3rd per. (2-1 W) 10/12/11 vs. Colorado in 3rd per. (2-3 L) 12/12/07 vs. Colorado in 2nd per. (4-1 W) 11/25/01 vs. Calgary in 3rd per. (4-3 W)
Road	0	11/5/15 at Los Angeles in 2nd per. (3-2 W)

### FEWEST SHOTS AGAINST

Overall	0	3/18/14 vs. Carolina in 3rd per. (1-3 L) 10/21/07 vs. Vancouver in 2nd per. (1-4 L) 12/27/03 vs. Dallas in 3rd per. (3-4 L)
Home	0	3/18/14 vs. Carolina in 3rd per. (1-3 L) 10/21/07 vs. Vancouver in 2nd per. (1-4 L) 12/27/03 vs. Dallas in 3rd per. (3-4 L)
Road	1	2/22/15 at NY Rangers in 3rd per. (3-4 SOL) 2/2/08 at Minnesota in 3rd per. (1-4 L)

### FEWEST SHOTS, BOTH TEAMS

Overall	4	12/27/03 vs. Dallas in 3rd per. (3-4 L); CBJ, 4-0
Home	4	12/27/03 vs. Dallas in 3rd per. (3-4 L); CBJ, 4-0
Road	5	12/6/08 at Los Angeles in 1st per. (0-3 L); LA, 3-2

### MOST SHOTS IN OVERTIME

10	12/3/16 at Arizona (3-2 SOW)
----	------------------------------

### MOST SHOTS AGAINST IN OVERTIME

11	1/11/04 at Anaheim (2-2 T)
----	----------------------------

### MOST SHOTS IN OVERTIME, BOTH TEAMS

17	12/3/16 at Arizona (3-2 SOW); CBJ-10, ARI-7
----	---





## SINGLE GAME

### MOST GOALS

4 Geoff Sanderson – 3/29/03  
at Calgary (6-4 W)

### MOST GOALS – DEFENSEMAN

3 Zach Werenski – 12/31/19  
vs. Florida (4-1 W)  
Bryan Berard – 1/8/06  
at Phoenix (5-2 W)  
Deron Quint – 3/9/01  
at Florida (7-6 W)

### MOST GOALS – ROOKIE

3 Kirill Marchenko – 1/7/23  
vs. Carolina (4-3 SOW)  
Cole Sillinger – 3/13/22  
vs. Vegas (6-4 W)  
Pierre-Luc Dubois – 3/29/18  
at Calgary (5-1 W)  
Cam Atkinson – 4/5/12  
at Colorado (5-2 W)  
Matt Calvert – 2/25/11  
vs. Phoenix (5-3 W)  
Nikita Filatov – 1/10/09  
vs. Minnesota (4-2 W)

### MOST POWER PLAY GOALS

3 Bryan Berard – 1/8/06  
at Phoenix (5-2 W)

### MOST ASSISTS

5 Artemi Panarin – 12/8/17  
at New Jersey (5-3 W)  
Espen Knutsen – 3/24/01  
vs. Calgary (6-4 W)

### MOST ASSISTS – DEFENSEMAN

3 20x, most recent – Zach Werenski – 4/9/22  
at Detroit (5-4 OTW)

### MOST ASSISTS – ROOKIE

3 William Karlsson – 2/25/16  
vs. New Jersey (6-1 W)  
Jakub Voracek – 1/10/09  
vs. Minnesota (4-2 W)  
Derrick Walser – 1/11/03  
at Calgary (7-2 W)

### MOST POINTS

5 Johnny Gaudreau – 3/14/23  
at San Jose (6-5 OTW); 2g, 3a  
Artemi Panarin – 12/8/17  
at New Jersey (5-4 W); 0g, 5a  
David Vyborny – 2/28/04  
vs. Colorado (5-4 W); 1g, 4a  
Geoff Sanderson – 3/29/03  
at Calgary (6-4 W); 4g, 1a  
Andrew Cassels – 3/29/03  
at Calgary (6-4 W); 1g, 4a  
Espen Knutsen – 3/24/01  
vs. Calgary (6-4 W); 5a

### MOST POINTS – DEFENSEMAN

4 Zach Werenski – 3/12/19  
vs. Boston (7-4 W); 1g, 3a  
Seth Jones – 3/31/18  
at Vancouver (5-4 OTL); 1g, 3a  
Deron Quint – 3/9/01  
at Florida (7-6 W); 3g, 1a

### MOST POINTS – ROOKIE

4 Matt Calvert – 2/25/11  
vs. Phoenix (5-3 W); 3g, 1a  
Nikolai Zherdev – 3/21/04  
at Vancouver (5-4 W); 2g, 2a

### MOST SHOTS

10 Patrik Laine – 1/17/23  
at Nashville (1-2 L); 0g  
Zach Werenski – 11/6/21  
vs. Colorado (4-2 W); 0g  
Oliver Bjorkstrand – 12/5/19  
vs. NY Rangers (2-3 L); 0g  
Zach Werenski – 12/5/17  
vs. New Jersey (1-4 L); 0g  
Brandon Dubinsky – 2/19/16  
vs. Buffalo (4-0 L); 0g  
Rick Nash – 1/17/08  
at Phoenix (4-3 W); 2g  
Rick Nash – 10/31/07  
at Los Angeles (4-1 W); 1g  
Jason Chimera – 4/7/07  
at Anaheim (4-3 L); 1g  
Sergei Fedorov – 11/25/06  
vs. Minnesota (5-3 W); 2g  
Fredrik Modin – 11/24/06  
at Philadelphia (3-2 L); 0g  
Rick Nash – 4/7/06  
at Detroit (6-5 SOL); 3g  
Ray Whitney – 11/12/02  
at Colorado (5-4 L); 0g  
Ray Whitney – 1/14/02  
at NY Rangers (2-2 T); 1g

### MOST SHOTS – DEFENSEMAN

10 Zach Werenski – 11/6/21  
vs. Colorado (4-2 W); 0g  
Zach Werenski – 12/5/17  
vs. New Jersey (1-4 L); 0g

### MOST SHOTS – ROOKIE

9 Rick Nash – 3/22/03  
vs. Atlanta (3-2 L); 1g

### MOST PENALTY MINUTES

31 Duvie Westcott – 4/13/06  
vs. St. Louis (4-1 W)

### MOST PENALTY MINUTES – DEFENSEMAN

31 Duvie Westcott – 4/13/06  
vs. St. Louis (4-1 W)

### MOST PENALTY MINUTES – ROOKIE

25 Jody Shelley – 1/10/02  
at Chicago (2-1 L)

### HIGHEST PLUS/MINUS

+6 Alexander Wennberg – 3/27/18  
at Edmonton (7-3 W)

### HIGHEST PLUS/MINUS – DEFENSEMAN

+5 David Savard – 11/15/18  
vs. Florida (7-3 W)  
Jack Johnson & David Savard – 2/25/17  
vs. NY Islanders (7-0 W)  
Fedor Tyutin – 10/11/14  
vs. NY Rangers (5-2 W)

### HIGHEST PLUS/MINUS – ROOKIE

+4 Dean Kukan – 4/6/16 at Toronto (5-1 W)  
Dean Kukan – 4/2/16 at Carolina (5-1 W)  
Dalton Prout – 3/29/13 at Calgary (6-4 W)

### LOWEST PLUS/MINUS

-6 Andrew Peeke – 4/1/23 vs. Florida (0-7 L)

### MOST ICE TIME – FORWARD (REGULATION GAME)

27:19 Ray Whitney – 10/14/02  
vs. Phoenix (3-2 L)

### MOST ICE TIME – DEFENSEMAN (REGULATION GAME)

34:59 Jack Johnson – 2/2/13  
vs. Detroit (4-2 W)

### MOST ICE TIME – FORWARD (OVERTIME GAME)

27:43 David Vyborny – 12/8/05  
vs. NY Islanders (4-3 SOW)

### MOST ICE TIME – DEFENSEMAN (OVERTIME GAME)

33:18 Deron Quint – 11/21/01  
vs. Detroit (1-0 OTL)

### MOST FACE-OFFS WON

24 Jeff Carter – 10/7/11  
vs. Nashville (2-3 L)

### MOST SAVES BY A GOALTENDER

56 Elvis Merzlikins –  
1/26/22 vs. Calgary (0-6 L); 62 shots



GEOFF SANDERSON



# PLAYER RECORDS

## SINGLE PERIOD

### MOST GOALS

- 3 Emil Bemstrom – 5/3/21 vs. Nashville, 3rd per. (3-4 OTL)  
Jeff Carter – 12/22/11 at Nashville, 1st per. (5-6 L)  
Geoff Sanderson – 3/29/03 at Calgary, 2nd per. (6-4 W)  
Deron Quint – 3/9/01 at Florida, 2nd per. (7-6 W)

### MOST ASSISTS

- 3 15x, most recent – Johnny Gaudreau  
3/14/23 at San Jose, 2nd per. (6-5 OTW)

### MOST POINTS

- 3 49x, most recent – Johnny Gaudreau,  
3/14/23 at San Jose, 2nd per. (6-5 OTW)

## PLAYER MAKING CBJ DEBUT

### MOST POINTS

- 3 Artemi Panarin, 10/6/17 vs. NY Islanders, (0-3-3)

### MOST GOALS

- 1 24x, Marcus Bjork\*, 11/12/22 at NY Islanders (1-0-1), most recent

### MOST POWER PLAY GOALS

- 1 Brandon Saad, 10/9/15 vs. NY Rangers (1-0-1)  
Nathan Horton, 1/2/14 at Phoenix (1-0-1)  
Nick Foligno, 1/19/13 at Nashville (1-0-1)  
Mark Letestu, 11/10/11 vs. Chicago (1-0-1)

### SCORED GAME-WINNING GOAL

- 3x Nathan Horton, 1/2/14 at Phoenix (1-0-1)  
Marian Gaborik, 4/4/13 at Nashville (1-1-2)  
Craig MacDonald, 12/31/08 at Anaheim (1-0-1)

## CBJ PLAYER MAKING NHL DEBUT

### MOST POINTS

- 2 Tomas Kubalik, 3/31/11 at Washington (0-2-2)  
Grant Clitsome, 3/2/10 vs. Vancouver (0-2-2)  
Jakub Voracek, 10/10/08 at Dallas (1-1-2)

### MOST GOALS

- 1 Marcus Bjork, 11/12/22 at NY Islanders (1-0-1)  
Trey Fix-Wolansky, 2/8/22 at Washington (1-0-1)  
Pierre-Luc Dubois, 10/6/17 vs. NY Islanders (1-0-1)  
Nikita Filatov, 10/17/08 vs. Nashville (1-0-1)  
Jakub Voracek, 10/10/08 at Dallas (1-1-2)  
Rick Nash, 10/10/02 vs. Chicago (1-0-1)  
David Vyborny, 10/7/00 vs. Chicago (1-0-1)

### MOST SHOTS

- 7 Cam Atkinson – 11/8/14 vs. Tampa Bay, 3rd per. (4-7 L); Og  
Ray Whitney – 11/12/02 at Colorado, 3rd per. (5-4 L); Og

### MOST PENALTY MINUTES

- 31 Duvie Westcott – 4/13/06 vs. St. Louis, 2nd per. (4-1 W)

### MOST SAVES BY A GOALTENDER

- 25 Sergei Bobrovsky – 11/1/19 at San Jose  
3rd per. (4-1 W); 25 shots  
Joonas Korpi – 3/26/16 at Nashville  
1st per. (1-5 L); 27 shots

### MOST ASSISTS

- 3 Artemi Panarin, 10/6/17 vs. NY Islanders, (0-3-3)

### MOST SHOTS ON GOAL

- 6 Jeff Carter, 10/7/11 vs. Nashville  
Scottie Upshall, 3/1/11 at Vancouver

### MOST PENALTY MINUTES

- 17 Tom Sestito\*, 4/6/08 vs. St. Louis

### MOST ICE TIME – FWD (REGULATION GAME)

- 22:25 Sergei Fedorov, 11/16/05 vs. St. Louis

### MOST ICE TIME – DEF (REGULATION GAME)

- 27:21 James Wisniewski, 10/25/11 vs. Detroit

### MOST ICE TIME – FORWARD (OVERTIME GAME)

- 24:01 R.J. Umberger, 10/10/08 at Dallas

### MOST ICE TIME – DEFENSEMAN (OVERTIME GAME)

- 27:21 Mike Commodore, 10/10/08 at Dallas

### MOST ASSISTS

- 2 Tomas Kubalik, 3/31/11 at Washington (0-2-2)  
Grant Clitsome, 3/2/10 vs. Vancouver (0-2-2)

### MOST SHOTS ON GOAL

- 5 Zach Werenski, 10/13/16 vs. Boston  
Kris Russell, 10/5/07 vs. Anaheim

### MOST PENALTY MINUTES

- 17 Tom Sestito, 4/6/08 vs. St. Louis

### MOST ICE TIME – FORWARD

- 18:52 David Vyborny, 10/7/00 vs. Chicago

### MOST ICE TIME – DEFENSEMAN

- 20:57 Zach Werenski, 10/13/16 vs. Boston



DUVIE WESTCOTT

### HIGHEST PLUS/MINUS RATING

- +3 Jake Bean, 10/14/21 vs. Arizona

### MOST SHOTS AGAINST – GOALTENDER

- 49 Jet Greaves\*, 4/4/23 at Toronto (2-4 L)

### MOST SAVES – GOALTENDER

- 46 Jet Greaves\*, 4/4/23 at Toronto (2-4 L)

### EARNED WIN – GOALTENDER

- 6x Jon Gillies, 4/2/23 vs. Ottawa (24 Saves, 4-3 OTW)  
J-F Berube, 2/20/22 vs. Buffalo (33 Saves, 7-3 W)  
Matiss Kivlenieks, 1/19/20 at NY Rangers (31 Saves, 2-1 W)  
Curtis McElhinney, 10/20/13 vs. Vancouver (37 Saves, 3-1 W)  
Sergei Bobrovsky, 1/19/13 at Nashville (32 Saves, W)  
Steve Mason\*, 11/5/08 vs. Edmonton (22 Saves, 5-4 W)  
Brian Boucher, 3/3/07 at Phoenix (32 Saves, W)

### HIGHEST PLUS/MINUS RATING

- +2 Jakub Voracek, 10/10/08 at Dallas  
Jeremy Reich, 1/21/04 vs. St. Louis

### MOST SHOTS – GOALTENDER

- 49 Jet Greaves, 4/4/23 at Toronto (2-4 L)

### MOST SAVES – GOALTENDER

- 46 Jet Greaves, 4/4/23 at Toronto (2-4 L)

### EARNED WIN – GOALTENDER

- 2x Matiss Kivlenieks, 1/19/20 at NY Rangers (31 Saves, 2-1 W)  
Steve Mason, 11/5/08 vs. Edmonton (22 Saves, 5-4 W)

\* NHL Debut





## TEENAGERS TO MAKE NHL DEBUT WITH CBJ

		AGE DURING CBJ/									
PLAYER	DOB	FIRST NHL GAME	NHL DEBUT	G	A	PTS	+/-	PIM	SH	TOI	
1. Dan Fritsche	7/13/85	10/9/03 at Atlanta	18 yrs., 88 days	0	0	0	1	2	1	5:53	
2. Rick Nash	6/16/84	10/10/02 vs. Chicago	18 yrs., 116 days	1	0	1	1	0	2	11:20	
3. Nikita Filatov	5/25/90	10/17/08 vs. Nashville	18 yrs., 145 days	1	0	1	0	0	1	9:10	
4. Cole Sillinger	5/16/03	10/14/21 vs. Arizona	18 yrs., 151 days	0	1	1	1	2	3	13:37	
5. Rostislav Klesla	3/21/82	10/7/00 vs. Chicago	18 yrs., 200 days	0	0	0	-1	2	3	15:59	
6. Gilbert Brule	1/1/87	10/5/05 at Washington	18 yrs., 277 days	0	1	1	1	0	1	12:42	
7. David Jiricek	11/28/03	10/28/22 vs. Boston	18 yrs., 344 days	0	0	0	-1	0	1	15:35	
8. Nikolai Zherdev	11/5/84	12/2/03 vs. Anaheim	19 yrs., 27 days	0	0	0	0	0	1	10:59	
9. Jakub Voracek	8/15/89	10/10/08 at Dallas	19 yrs., 56 days	1	1	2	2	0	1	9:09	
10. Ryan Johansen	7/31/92	10/7/11 vs. Nashville	19 yrs., 68 days	0	0	0	0	0	0	8:46	
11. Zach Werenski	7/19/97	10/13/16 vs. Boston	19 yrs., 87 days	0	1	1	-1	0	5	20:57	
12. Pierre-Luc Dubois	6/24/98	10/6/17 vs. NY Islanders	19 yrs., 104 days	1	0	1	+1	0	3	14:07	
13. Kent Johnson	10/18/02	4/13/22 vs. Montreal	19 yrs., 177 days	0	0	0	0	2	0	11:05	
14. Alexandre Texier	9/13/99	4/4/19 at NY Rangers	19 yrs., 204 days	0	0	0	0	0	3	11:49	
15. Maksim Mayorov	3/26/89	1/3/09 at St. Louis	19 yrs., 283 days	0	0	0	0	0	0	3:38	
16. Marko Dano	11/30/94	10/9/14 at Buffalo	19 yrs., 313 days	0	0	0	0	0	4	14:33	
17. Sonny Milano	5/12/96	3/31/16 at NY Islanders	19 yrs., 324 days	0	0	0	0	0	1	13:26	

## STREAKS

### CONSECUTIVE GAMES PLAYED

RANK	GAMES	PLAYER	DATE
1.	288	R.J. Umberger	10/10/08-1/10/12
2.	243	Jason Chimera	10/9/05-4/5/08
3.	241	Antoine Vermette	3/7/09-2/21/12
4.	239	Pierre-Luc Dubois	10/6/17-1/21/21
5.	202	Ryan Johansen	2/24/13-10/22/15
6.	194	David Vyborny	10/17/02-12/20/05
7.	175	Boone Jenner	3/21/15-4/9/17
8.	173	Samuel Pahlsson	11/21/09-12/10/11
9.	168	Cam Atkinson	10/22/15-10/28/17
10.	161	Jan Hejda	10/25/07-10/13/09

### CONSECUTIVE GAMES WITH A GOAL

RANK	GAMES	GOALS	PLAYER	DATE
1.	7	9	Cam Atkinson	11/24-12/6/18
		8	Geoff Sanderson	11/5-11/17/02
2.	6	7	Oliver Bjorkstrand	3/24-4/2/19
		7	Rick Nash	12/30/05-1/11/06
4.	5	6	Ryan Johansen	12/31/14-1/9/15
	5	5	Rick Nash	11/12-11/22/08
	5	5	Nikolai Zherdev	12/1-12/10/07
	5	5	Rick Nash	11/14-11/23/07
	5	6	Rick Nash	10/17-10/25/07
	5	6	Rick Nash	11/26-12/6/03
	5	5	Ray Whitney	11/10-11/19/01

### CONSECUTIVE GAMES PENALIZED

8 Scott Lachance  
10/10-10/27/02 (16 PIM)

### MOST POINTS IN TWO CONSECUTIVE GAMES

7 Johnny Gaudreau  
3/11/23 vs. St. Louis (2a)  
3/14/23 at San Jose (2g, 3a)  
Artemi Panarin  
3/31/18 at Vancouver (4a),  
4/3/18 vs. Detroit (1g, 2a)  
Seth Jones  
3/31/18 at Vancouver (1g, 3a),  
4/3/18 vs. Detroit (3a)  
David Vyborny  
2/27/04 at Chicago (1g, 1a),  
2/28/04 vs. Colorado (1g, 4a)

### MOST POINTS OVER THREE CONSECUTIVE GAMES

9 Artemi Panarin  
3/31-4/5/18 (1-8-9)  
Artemi Panarin  
3/29-4/3/18 (1-8-9)  
David Vyborny  
2/25-2/28/04 (3-6-9)

### CONSECUTIVE GAMES WITH A POINT

RANK	GAMES	POINTS	PLAYER	DATE
1.	13	8-8-16	Ryan Johansen	12/18/14-1/17/15
2.	12	13-7-20	Cam Atkinson	11/10-12/6/18
3.	11	13-8-21	Patrik Laine	1/27-2/24/22
4.	10	5-8-13	Ryan Johansen	10/9-10/31/14
	10	3-10-13	R.J. Umberger	11/10-12/1/10
6.	9	8-5-13	Cam Atkinson	3/19-4/5/18
	9	7-7-14	Cam Atkinson	12/5-12/23/16
	9	4-8-12	Ryan Johansen	3/15-4/2/15
	9	4-7-11	Ryan Johansen	11/29-12/16/13
	9	5-7-12	Rick Nash	1/8-2/1/11
	9	9-7-16	Rick Nash	12/30/05-1/16/06
	9	4-10-14	Andrew Cassels	11/1-11/17/02

### CONSECUTIVE GAMES WITH AN ASSIST

RANK	GAMES	ASSISTS	PLAYER	DATE
1.	8	8	R.J. Umberger	11/10-11/26/10
2.	6	7	Ryan Johansen	3/19-3/31/15
	6	6	Nick Foligno	10/9-10/23/14
	6	6	Sergei Fedorov	10/31-11/10/07
	6	6	Bryan Berard	10/26-11/4/05
	6	7	Ray Whitney	1/4-1/13/03
7.	5		Numerous Players	

### MOST CONSECUTIVE GAMES WITH EVEN OR PLUS RATING

27 Jody Shelley – 10/14-12/19/02 (+4)

### MOST CONSECUTIVE GAMES WITH A SHOT ON GOAL

56 Rick Nash – 10/24/09-3/2/10 (191 shots)

### CONSECUTIVE GAMES PLAYED - GOALTENDER

21 Marc Denis – 11/27/02-1/10/03

### CONSECUTIVE GAMES STARTED - GOALTENDER

21 Marc Denis – 11/27/02-1/10/03

### CONSECUTIVE WINS - GOALTENDER

16 Sergei Bobrovsky – 11/29/16-1/3/17

### REGULATION UNBEATEN STREAK - GOALTENDER

17 Sergei Bobrovsky – 11/25/16-1/3/17 (16-0-1)

### LONGEST SHUTOUT STREAK

199:28 Steve Mason – 12/23/08-1/2/09

### MOST CONSECUTIVE GAMES WITH SV% ABOVE .900

10 Sergei Bobrovsky – 3/3-3/22/13  
Steve Mason – 12/11/08-1/2/09

### MOST CONSECUTIVE GAMES WITH 30 OR MORE SAVES

5 Elvis Merzlikins – 10/21-11/13/21 (168 saves)  
Sergei Bobrovsky – 3/16-3/28/17 (189 saves)  
Sergei Bobrovsky – 12/11-12/20/14 (172 saves)  
Marc Denis – 1/5-1/20/06 (174 saves)  
Marc Denis – 11/9-11/17/02 (190 saves)

### MOST CONSECUTIVE STARTS ALLOWING THREE GOALS OR LESS

20 Sergei Bobrovsky – 11/15/16-1/3/17



# PLAYER RECORDS

## TOP SCORING MONTHS

	GOALS	ASSISTS	POINTS
<b>October</b>	9 Rick Nash (2007)	10 Artemi Panarin (2018)	17 Rick Nash (9-8-17, 2009)
<b>November</b>	10 (2x) Cam Atkinson (2018)	11 (2x) Johnny Gaudreau (2022)	16 (3x) Pierre-Luc Dubois (8-8-16, 2018)
<b>December</b>	9 Cam Atkinson (2016)	13 (2x) Johnny Gaudreau (2022)	18 (2x) Artemi Panarin (5-13-18, 2017)
<b>January</b>	9 (2x) Ryan Johansen (2015)	12 (3x) Nick Foligno (2015)	17 Kristian Huselius (5-12-17, 2010)
<b>February</b>	9 Patrik Laine (2022)	11 R.J. Umberger (2011)	15 Patrik Laine (9-6-15, 2022)
<b>March</b>	11 Scott Hartnell (2015)	17 Artemi Panarin (2018)	25 Artemi Panarin (8-17-25, 2018)
<b>April</b>	10 Jack Roslovic (2022)	12 Jakub Voracek (2022)	13 (3x) Roslovic, Nyquist, Voracek (2022)
<b>May</b>	3 (2x) Oliver Bjorkstrand (2021)	4 Seth Jones (2021)	6 Oliver Bjorkstrand (3-3-6, 2021)
<b>Best Month Overall</b>	11 Scott Hartnell (Mar. 2015)	17 Artemi Panarin (Mar. 2018)	25 Artemi Panarin (8-17-25, Mar. 2018)
	10 Rick Nash (Mar. 2009)	13 Espen Knutsen (Mar. 2001)	18 David Vyborny (6-12-18, Dec. 2006)
	10 Rick Nash (Nov. 2010)	13 Artemi Panarin (Dec. 2017)	18 Artemi Panarin (5-13-18, Dec. 2017)
	10 Cam Atkinson (Nov. 2018)	13 Johnny Gaudreau (Dec. 2022)	18 Cam Atkinson (9-9-18, Mar. 2018)
	10 Jack Roslovic (Apr. 2022)	12 (5x) Jakub Voracek (Apr. 2022)	17 (5x) Cam Atkinson (9-8-17, Dec. 2016)

## TOP SCORING MONTHS - DEFENSE

	GOALS	ASSISTS	POINTS
<b>October</b>	3 (5x) Zach Werenski (2019)	8 James Wisniewski (2013)	9 (3x) James Wisniewski (1-8-9, 2013)
<b>November</b>	4 (2x) Adam Boqvist (2022)	9 Fedor Tyutin (2009)	11 Anton Stralman (3-8-11, 2009)
<b>December</b>	5 (3x) Zach Werenski (2019)	10 Ron Hainsey (2006)	13 Ron Hainsey (3-10-13, 2006)
<b>January</b>	6 Bryan Berard (2006)	10 (2x) R. Murray & J. Wisniewski (2014)	13 (2x) James Wisniewski (3-10-13, 2014)
<b>February</b>	4 (3x) Zach Werenski (2020)	10 Seth Jones (2021)	11 Seth Jones (1-10-11, 2021)
<b>March</b>	7 Seth Jones (2018)	8 (5x) Zach Werenski (2019)	14 Seth Jones (7-7-14, 2018)
<b>April</b>	3 Zach Werenski (2021)	6 James Wisniewski (2014)	7 James Wisniewski (1-6-7, 2014)
<b>May</b>	1 Gavin Bayreuther (2021)	4 Seth Jones (2021)	4 Seth Jones (0-4-4, 2021)
<b>Best Month Overall</b>	7 Seth Jones (Mar. 2018)	10 Ron Hainsey (Dec. 2006)	14 Seth Jones (7-7-14, Mar. 2018)
	6 Bryan Berard (Jan. 2006)	10 Ryan Murray (Jan. 2014)	13 Bryan Berard (6-7-13, Jan. 2006)
	5 (5x) Zach Werenski (Dec. 2019)	10 James Wisniewski (Jan. 2014)	13 Ron Hainsey (3-10-13, Dec. 2006)
		9 (3x) Adam Boqvist (Jan. 2023)	13 James Wisniewski (3-10-13, Jan. 2014)
			11 (4x) Seth Jones (4-7-11, Dec. 2017)

## TOP SCORING MONTHS - ROOKIES

	GOALS	ASSISTS	POINTS
<b>October</b>	5 Sonny Milano (2017)	5 Derick Brassard (2008)	9 Derick Brassard (4-5-9, 2008)
<b>November</b>	4 (2x) Derick Brassard (2008)	7 Zach Werenski (2016)	10 (2x) Zach Werenski (3-7-10, 2016)
<b>December</b>	6 Jaroslav Balastik (2005)	8 Pierre-Luc Dubois (2017)	12 Pierre-Luc Dubois (4-8-12, 2017)
<b>January</b>	8 Kirill Marchenko (2023)	10 Ryan Murray (2014)	10 (2x) Ryan Murray (0-10-10, 2014)
<b>February</b>	8 Matt Calvert (2011)	7 Grant Clitsome (2011)	11 Matt Calvert (8-3-11, 2011)
<b>March</b>	5 (2x) Pierre-Luc Dubois (2018)	9 (2x) Pierre-Luc Dubois (2017)	14 (2x) Pierre-Luc Dubois (5-9-14, 2018)
<b>April</b>	5 (2x) Cole Sillinger (2022)	5 Cole Sillinger (2022)	10 Cole Sillinger (5-5-10, 2022)
<b>May</b>			
<b>Best Month Overall</b>	8 Matt Calvert (Feb. 2011)	10 Ryan Murray (Jan. 2014)	14 Nikolai Zherdev (5-9-14, Mar. 2004)
	8 Kirill Marchenko (Jan. 2023)	9 Nikolai Zherdev (Mar. 2004)	14 Pierre-Luc Dubois (5-9-14, Mar. 2018)
	6 Jaroslav Balastik (Dec. 2005)	9 Pierre-Luc Dubois (Mar. 2018)	12 Pierre-Luc Dubois (4-8-12, Dec. 2017)
	5 (6x) Kirill Marchenko (Dec. 2022)	8 Zach Werenski (Mar. 2017)	11 Matt Calvert (8-3-11, Feb. 2011)
		8 Pierre-Luc Dubois (Dec. 2017)	10 (7x) Cole Sillinger (5-5-10, Apr. 2022)

## TOP GOALTENDING MONTHS

	WINS	GAA (MIN. 5 GP, 3 GP IN APRIL)	SV% (MIN. 5 GP, 3 GP IN APRIL/MAY)
<b>October</b>	7 Sergei Bobrovsky (2017)	1.25 Pascal Leclaire (2007)	.953 Pascal Leclaire (2007)
<b>November</b>	9 Sergei Bobrovsky (2016)	1.20 Mathieu Garon (2010)	.956 Mathieu Garon (2010)
<b>December</b>	12 Sergei Bobrovsky (2016)	1.41 Steve Mason (2008)	.950 Steve Mason (2008)
<b>January</b>	8 (2x) Elvis Merzlikins (2020)	1.56 Ron Tugnutt (2001)	.948 Elvis Merzlikins (2020)
<b>February</b>	8 Sergei Bobrovsky (2019)	2.09 Sergei Bobrovsky (2019)	.933 Joonas Korpi (2023)
<b>March</b>	10 Sergei Bobrovsky (2015)	1.09 Sergei Bobrovsky (2017)	.967 Sergei Bobrovsky (2017)
<b>April</b>	9 Sergei Bobrovsky (2013)	1.68 Joonas Korpi (2016)	.945 (2x) Joonas Korpi (2016)
<b>May</b>	1 Elvis Merzlikins (2021)	2.56 Elvis Merzlikins (2021)	.922 Elvis Merzlikins (2021)
<b>Best Month Overall</b>	12 Sergei Bobrovsky (Dec. 2016)	1.09 Sergei Bobrovsky (Mar. 2017)	.967 Sergei Bobrovsky (Mar. 2017)
	10 Sergei Bobrovsky (Mar. 2015)	1.20 Mathieu Garon (Nov. 2010)	.956 Mathieu Garon (Nov. 2010)
	9 (7x) Sergei Bobrovsky (Mar. 2019)	1.25 Pascal Leclaire (Oct. 2007)	.953 Pascal Leclaire (Oct. 2007)
		1.41 Steve Mason (Dec. 2008)	.950 Steve Mason (Dec. 2008)
		1.49 Sergei Bobrovsky (Mar. 2013)	.950 Sergei Bobrovsky (Mar. 2013)
	<b>Shutouts</b>		
<b>Best Month Overall</b>	4 Pascal Leclaire (Oct. 2007), Sergei Bobrovsky (Mar. 2017), Sergei Bobrovsky (Mar. 2019)		





**OFFICIAL PARTNER  
IN FIRING  
THE CANNON  
SINCE DAY ONE.**

**#GiveEmHealth**



**OhioHealth**





# 2021-22 FINAL STATS

**GENERAL MANAGER:** Jarmo Kekalainen | **HEAD COACH:** Brad Larsen | **CAPTAIN:** Boone Jenner

PLAYER	POS	GP	TOI	G	A	PTS	+/-	PIM	PP	SH	GW	OT	S	%
Jakub Voracek	R	79	17:28	6	56	62	-13	44	2	0	2	1	147	4.1
Oliver Bjorkstrand	R	80	17:57	28	29	57	-35	16	9	0	1	0	215	13.0
Patrik Laine	L	56	18:50	26	30	56	-7	24	5	0	7	3	167	15.6
Gustav Nyquist	C	82	17:50	18	35	53	-12	26	4	4	0	0	122	14.8
Zach Werenski	D	68	25:40	11	37	48	-15	22	4	0	2	0	216	5.1
Jack Roslovic	C	81	14:17	22	23	45	2	12	4	0	4	1	131	16.8
Boone Jenner	C	59	20:28	23	21	44	-11	22	8	0	3	0	160	14.4
Vladislav Gavrikov	D	80	22:17	5	28	33	-3	68	0	0	1	0	108	4.6
Max Domi +	C	53	13:25	9	23	32	2	37	0	0	0	0	77	11.7
Cole Sillinger *	C	79	13:42	16	15	31	-22	37	0	0	3	0	148	10.8
Sean Kuraly	C	77	15:52	14	16	30	2	61	0	0	0	0	121	11.6
Eric Robinson	L	67	13:54	10	17	27	-1	18	0	2	1	0	104	9.6
Jake Bean	D	67	20:34	7	18	25	-5	26	0	0	2	2	90	7.8
Adam Boqvist	D	52	17:03	11	11	22	-11	12	3	0	1	0	64	17.2
Alexandre Texier	C	36	14:36	11	9	20	0	12	0	1	0	0	59	18.6
Andrew Peeke	D	82	21:29	2	13	15	-14	60	0	0	0	0	72	2.8
Justin Danforth	R	45	12:34	10	4	14	-5	10	0	0	1	0	72	13.9
Yegor Chinakhov *	R	62	12:30	7	7	14	-27	16	1	0	1	0	98	7.1
Emil Bemstrom	C	41	10:31	6	5	11	-1	4	0	0	1	0	62	9.7
Dean Kukan	D	41	16:18	3	8	11	-2	16	0	0	0	0	41	7.3
Gabriel Carlsson	D	38	12:16	2	7	9	6	10	0	0	0	0	18	11.1
Gavin Bayreuther	D	43	13:03	0	8	8	0	22	0	0	0	0	44	0.0
Brendan Gaunce	C	30	8:06	5	2	7	2	12	0	0	0	0	44	11.4
Gregory Hofmann	C	24	12:30	2	5	7	6	8	0	0	2	0	33	6.1
Nick Blankenburg *	D	7	17:34	1	2	3	-3	4	1	0	1	0	13	7.7
Carson Meyer *	R	13	8:14	1	2	3	0	6	0	0	0	0	13	7.7
Kent Johnson *	C	9	12:27	0	3	3	2	2	0	0	0	0	5	0.0
Trey Fix-Wolansky *	R	6	6:17	1	1	2	-1	0	0	0	0	0	5	20.0
Jake Christiansen *	D	8	9:46	1	0	1	1	0	0	0	0	0	4	25.0
Scott Harrington	D	7	14:28	0	1	1	-4	6	0	0	0	0	5	0.0
Liam Foudy	C	1	11:51	0	0	0	-1	0	0	0	0	0	1	0.0
Kevin Stenlund	C	3	7:32	0	0	0	0	2	0	0	0	0	3	0.0
<b>TOTALS</b>		<b>82</b>		<b>258</b>	<b>436</b>	<b>694</b>	<b>-170</b>	<b>615</b>	<b>41</b>	<b>7</b>	<b>33</b>	<b>7</b>	<b>2,462</b>	<b>10.5</b>

GOALTENDERS	GP	MIN	W	L	OT	SO	GA	SA	SV	GAA	SV%	A	PTS	PIM
Daniil Tarasov *	4	175	0	2	0	0	7	111	104	2.40	.937	0	0	0
Elvis Merzlikins	59	3,320	27	23	7	2	178	1,920	1,742	3.22	.907	2	2	8
J-F Berube	6	306	3	2	0	0	21	209	188	4.12	.900	1	1	0
Joonas Korpi	22	1,128	7	11	0	0	78	634	556	4.15	.877	0	0	2
<b>TOTALS</b>	<b>82</b>	<b>4,929</b>	<b>37</b>	<b>38</b>	<b>7</b>	<b>2</b>	<b>284</b>	<b>2,874</b>	<b>2,590</b>	<b>3.46</b>	<b>.901</b>	<b>3</b>	<b>3</b>	<b>10</b>

+Traded Player \* Rookie

## 2021-22 SEASON NOTES

- ★ The Columbus Blue Jackets completed their 21st NHL season with a 37-38-7 record (81 pts./494). The club finished sixth in the Metropolitan Division, 10th in the Eastern Conference and 21st in the NHL.
- ★ The Blue Jackets went 21-15-5 (47 pts./573) at Nationwide Arena, scoring 139 goals (3.39 per game) and allowing 139 goals (3.39) in 41 games.
- ★ Columbus went 16-23-2 (34 pts./415) on the road, scoring 119 goals (2.90 per game) and allowing 158 goals (3.85) in 41 contests.
- ★ The Jackets scored a franchise-record 258 goals in 82 games (not including SO goals), which was an average of 3.15 goals per game (14th, NHL). The previous highest-scoring season in club history was 2018-19 (256 goals/3.12).
- ★ Columbus converted 41-of-220 power play opportunities (18.6 percent), which ranked 24th in the NHL. The club was 21-of-111 at home (18.9 pct./24th, NHL) and 20-of-109 on the road (18.4 pct./19th, NHL).
- ★ The Blue Jackets scored seven shorthanded goals, which ranked 12th-T in the NHL. Columbus scored five shorthanded goals at home (8th-T, NHL) and two shorthanded goals on the road (17th-T, NHL).
- ★ Columbus went 7-4 in games decided in overtime (11-4-3 including shootouts). The club was 3-5 at home (5-5-3 including shootouts) and 4-2 on the road (6-2-0 including shootouts).
- ★ The Blue Jackets drew 664,479 fans to 41 home games at Nationwide Arena (18,144), averaging 16,207 per game with six sellouts. The Mar. 5 game vs. Boston drew a crowd of 19,434, which was the largest for a game (regular season or playoffs) at Nationwide Arena in club history.
- ★ D Zach Werenski made his second NHL All-Star Game appearance (2018) and set career highs in assists, points and time on ice with 11-37-48 and 25:40 TOI in 68 games. He ranked sixth in the NHL in time on ice and led club blueliners in goals (tied), assists and points while his 48 points were the third-most by a CBJ defenseman in franchise history.
- ★ LW Patrik Laine finished at a point-per-game pace for the first time in his career with 26-30-56 in 56 games. He led the club in multi-point games (17) and power play goals (seven) and ranked second in goals and third in points. He recorded an 11-game points streak from Jan. 27-Feb. 24 (13-8-21), the third longest streak in franchise history, and ranked second in the League in goals and third-T in points from Jan. 27-Mar. 19 with 19-14-33 in 19 appearances.
- ★ RW Jakub Voracek returned to Columbus after a summer trade from Philadelphia and led the club in assists, points, primary assists and power play points with 6-56-62, 39 primary assists and 25 PPP in 79 games. He posted the second-most assists and primary assists in a single season in club history.
- ★ C Jack Roslovic set career highs with 22-23-45 in 81 appearances and ranked second on the club in game-winning goals (4), third in games and fourth in goals.
- ★ C Cole Sillinger was one of two 18-year-olds to make an opening day roster in the NHL and was the fourth-youngest player to make his NHL debut in a CBJ uniform when he skated in the season opener. He tied for the third-most goals and seventh-most points by a rookie in a single season in club history with 16-15-31 in 79 contests.





GM	DATE	OPPONENT	RESULT	RECORD	SCORE	CBJ GOAL SCORERS	GWG	PP	PK	SF-SA	W/L GOALIE	ATTN
1.	10/14	ARI	W	01-00-00	8-2	42,28p,38,28,22,8p,16,14	Jenner	2-3	3-4	26-38	Merzlikins/Hutton	17,813
2.	10/16	SEA	W*	02-00-00	2-1	50,29	Laine	0-0	1-1	25-20	Merzlikins/Grubauer	17,593
3.	10/19	at DET	L	02-01-00	1-4	38p	Bertuzzi	1-4	4-4	23-45	Greiss/Korpisalo	14,165
4.	10/21	NYI	W*	03-01-00	3-2	38p,34,29	Laine	1-4	3-3	32-36	Merzlikins/Sorokin	12,937
5.	10/23	CAR	L	03-02-00	1-5	38p	Trocheck	1-4	3-6	28-33	Andersen/Korpisalo	14,386
6.	10/25	DAL	W	04-02-00	4-1	28,15,8,42	Hofmann	0-4	3-3	26-32	Merzlikins/Holtby	12,629
7.	10/29	at NYR	L	04-03-00	0-4	-	Strome	0-3	1-3	31-37	Shesterkin/Merzlikins	14,532
8.	10/31	at NJD	W**	05-03-00	4-3	28p,29,38	Voracek	1-2	3-3	26-39	Korpisalo/Wedgewood	10,239
9.	11/3	at COL	W*	06-03-00	5-4	22,34,34,38,22	Bean	0-0	3-3	37-32	Korpisalo/Johansson	16,634
10.	11/6	COL	W	07-03-00	4-2	53,42,34,28	Sillinger	0-4	4-4	42-36	Merzlikins/Kuemper	16,494
11.	11/12	WSH	L	07-04-00	3-4	7,7,14	Sheary	0-2	1-1	29-28	Samsonov/Korpisalo	16,985
12.	11/13	NYR	L	07-05-00	3-5	93p,50,42	Trouba	1-3	1-2	36-41	Shesterkin/Merzlikins	15,539
13.	11/15	DET	W	08-05-00	5-3	38,27,59,8,42	Werenski	0-3	1-1	38-27	Merzlikins/Greiss	15,293
14.	11/18	at ARI	W**	09-05-00	5-4	38p,38,17,8p	Chinakhov	2-4	3-3	46-29	Merzlikins/Wedgewood	7,865
15.	11/20	at VGK	L	09-06-00	2-3	14,42s	Janmark	0-4	4-4	29-35	Brossoit/Merzlikins	18,313+
16.	11/22	at BUF	W	10-06-00	7-4	96,96,28,16,44,44,7	Gavrikov	0-3	2-4	29-33	Korpisalo/Dell	7,978
17.	11/24	WPG	W	11-06-00	3-0	15,8p,2	Hofmann	1-3	4-4	32-36	Merzlikins/Hellebuyck	15,733
18.	11/26	VAN	W	12-06-00	4-2	14s,27,96,16	Roslovic	0-1	2-2	21-41	Merzlikins/Demko	16,992
19.	11/27	at STL	L	12-07-00	3-6	38p,27p,27	Faulk	2-4	2-2	27-33	Husso/Korpisalo	18,096+
20.	11/30	at NSH	L	12-08-00	0-6	-	Forsberg	0-2	3-4	27-37	Saros/Merzlikins	16,874
21.	12/2	at DAL	L	12-09-00	2-3	38,42	Robertson	0-2	1-1	22-37	Oettinger/Tarasov	17,098
22.	12/4	at WSH	L	12-10-00	1-3	50	Ovechkin	0-0	1-1	18-32	Samsonov/Tarasov	18,573+
23.	12/5	SJS	W	13-10-00	6-4	27,7,34,96,27,42	Boqvist	0-1	0-0	30-34	Merzlikins/Hill	16,824
24.	12/7	at TOR	L	13-11-00	4-5	28p,28,7,16	Mathews	1-2	1-3	32-40	Campbell/Merzlikins	18,793
25.	12/9	ANA	O**	13-11-01	1-2	42	Rakell	0-2	1-1	34-26	Gibson/Merzlikins	16,029
26.	12/11	at SEA	W*	14-11-01	5-4	28,96,16,16,22	Bean	0-2	0-1	28-32	Merzlikins/Grubauer	17,151+
27.	12/14	at VAN	L	14-12-01	3-4	50,16,50	Horvat	0-1	1-2	23-39	Halak/Merzlikins	18,412
28.	12/16	at EDM	L	14-13-01	2-5	14,17	Ryan	0-3	3-5	38-45	Skinner/Merzlikins	15,022
29.	12/30	NSH	W**	15-13-01	4-3	38,29,42	Nyquist	0-3	2-3	29-34	Merzlikins/Rittich	17,494
30.	1/1	CAR	L	15-14-01	4-7	8,27,14s,42	Bear	0-3	3-3	18-49	Andersen/Merzlikins	15,736
31.	1/4	TBL	L	15-15-01	2-7	46,14	Perry	0-3	1-4	22-36	Vasilevskiy/Korpisalo	14,816
32.	1/6	at NJD	L	15-16-01	1-3	16	Bratt	0-4	2-3	32-28	Blackwood/Korpisalo	11,523
33.	1/8	NJD	W	16-16-01	4-3	28p,38,59,28	Bjorkstrand	1-3	3-3	34-30	Korpisalo/Blackwood	18,680+
34.	1/11	CHI	L	16-17-01	2-4	38,14s	Murphy	0-2	4-4	26-20	Fleury/Korpisalo	15,444
35.	1/13	at CAR	W	17-17-01	6-0	52,59,29,59,34,96	Bemstrom	0-1	1-1	35-31	Merzlikins/Andersen	15,979
36.	1/15	at FLA	L	17-18-01	2-9	14p,38	Weegar	1-4	3-4	30-51	Bobrovsky/Merzlikins	15,088
37.	1/20	at PHI	W	18-18-01	2-1	28,29	Laine	0-3	4-4	29-34	Merzlikins/Hart	15,359
38.	1/21	PIT	L	18-19-01	2-5	14s,38	Matheson	0-2	5-6	27-31	Jarry/Korpisalo	18,477+
39.	1/23	OTT	L	18-20-01	1-2	7	Stutzle	0-2	3-3	36-33	Forsberg/Merzlikins	15,037
40.	1/26	CGY	L	18-21-01	0-6	-	Backlund	0-1	3-3	23-62	Markstrom/Merzlikins	13,737
41.	1/27	NYR	W	19-21-01	5-3	14,38p,7,38,7	Jenner	1-2	2-3	19-36	Korpisalo/Georgiev	14,878
42.	1/30	at MTL	W	20-21-01	6-3	29,96,50s,59,34,29	Chinakhov	0-3	3-3	36-35	Korpisalo/Primeau	0
43.	1/31	FLA	L	20-22-01	4-8	14,29,52,29	Reinhart	0-2	2-3	36-40	Bobrovsky/Merzlikins	14,214
44.	2/8	at WSH	W	21-22-01	5-4	29p,27,29p,64,38	Jenner	2-3	3-4	26-33	Merzlikins/Samsonov	18,573+
45.	2/10	at BUF	W*	22-22-01	4-3	96,23,28p,93	Voracek	1-2	1-1	34-27	Merzlikins/Tokarski	8,476
46.	2/12	at MTL	W	23-22-01	2-1	28,29p	Laine	1-3	1-1	42-31	Merzlikins/Montembeault	500
47.	2/15	at CGY	L	23-23-01	2-6	27,8	Tkachuk	0-1	2-2	20-41	Vladar/Merzlikins	9,639
48.	2/17	at CHI	W	24-23-01	7-4	38p,59,16,29,29,28,29	Laine	1-3	3-4	37-32	Merzlikins/Soderblom	19,290
49.	2/20	BUF	W	25-23-01	7-3	46,38,46,8,23,14,17	Werenski	0-2	1-1	39-36	Berube/Anderson	18,608+
50.	2/22	TOR	W*	26-23-01	4-3	29,27p,23,29	Laine	1-2	3-3	30-42	Berube/Campbell	15,489
51.	2/24	at FLA	W	27-23-01	6-3	29,38,53,34,17,28	Sillinger	0-2	4-4	28-42	Berube/Johansson	15,730
52.	2/25	at CAR	L	27-24-01	0-4	-	Staal	0-4	3-4	19-50	Andersen/Berube	17,112
53.	2/27	PIT	L	27-25-01	2-3	28,96	Crosby	0-1	3-4	34-40	DeSmith/Merzlikins	17,072
54.	3/1	NJD	W	28-25-01	4-3	32,28,38p,29	Laine	1-3	2-4	31-33	Merzlikins/Daws	13,678
55.	3/4	LAK	O*	28-25-02	3-4	29,28,17	Arvidsson	0-1	1-1	29-43	Quick/Merzlikins	15,778
56.	3/5	BOS	O**	28-25-03	4-5	14,44,8p,93p	Pastrnak	2-3	1-2	24-32	Swayman/Merzlikins	19,434+
57.	3/7	TOR	L	28-26-03	4-5	7,28,96p,29	Bunting	1-3	1-1	35-33	Mrazek/Merzlikins	14,252
58.	3/10	at NYI	L	28-27-03	0-6	-	Nelson	0-5	1-3	25-33	Sorokin/Korpisalo	16,048
59.	3/11	MIN	W**	29-27-03	3-2	59p,8	Chinakhov	1-4	4-5	28-38	Merzlikins/Kahkonen	16,399
60.	3/13	VGK	W	30-27-03	6-4	29p,34,28,34,34,50	Sillinger	1-3	3-4	38-27	Merzlikins/Thompson	16,087
61.	3/16	at OTT	W	31-27-03	4-1	96,50,96,7	Robinson	0-2	2-2	39-31	Merzlikins/Forsberg	10,087
62.	3/17	WSH	L	31-28-03	2-7	28p,29	Fehervary	1-5	3-5	41-33	Vanecek/Korpisalo	15,911
63.	3/19	STL	W	32-28-03	5-4	52,14p,29,793	Voracek	1-4	1-3	27-28	Korpisalo/Husso	19,005+
64.	3/22	at PIT	L	32-29-03	1-5	14p	Guentzel	1-4	3-4	27-37	Jarry/Korpisalo	18,196+
65.	3/25	at WPG	O*	32-29-04	3-4	27p,23,28p	Ehlers	2-2	1-2	36-33	Comrie/Merzlikins	13,475
66.	3/26	at MIN	O*	32-29-05	2-3	22,93	Spurgeon	0-2	1-2	25-38	Fleury/Merzlikins	19,089+
67.	3/29	NYI	L	32-30-05	3-4	44,44,28	Parise	0-3	3-4	45-29	Varlamov/Merzlikins	15,557
68.	3/31	at NYI	L	32-31-05	2-5	52,17	Palmieri	0-3	1-1	32-36	Varlamov/Merzlikins	17,255+
69.	4/2	at BOS	L	32-32-05	2-5	14,17	Haula	0-1	0-1	24-42	Swayman/Merzlikins	17,850
70.	4/4	BOS	O*	32-32-06	2-3	52,8	DeBrusk	0-5	5-5	22-37	Ullmark/Merzlikins	16,396
71.	4/5	at PHI	W	33-32-06	4-2	23,55,17,7	Danforth	0-1	4-4	30-49	Merzlikins/Hart	14,367
72.	4/7	PHI	L	33-33-06	1-4	50s	Tippett	0-2	4-4	27-31	Jones/Merzlikins	17,118
73.	4/9	at DET	W*	34-33-06	5-4	96,34,96,17,96	Roslovic	0-5	1-1	33-38	Merzlikins/Nedeljkovic	19,515+
74.	4/13	MTL	W	35-33-06	5-1	96,96,29p,34,52	Roslovic	1-3	3-4	31-21	Merzlikins/Montembeault	16,708
75.	4/16	at LAK	L	35-34-06	1-2	7	Danault	0-2	3-3	22-38	Quick/Merzlikins	18,230+
76.	4/17	at ANA	L	35-35-06	4-6	22,22,7,34	Fowler	0-2	1-1	35-32	Gibson/Berube	13,635
77.	4/19	at SJS	L	35-36-06	2-3	96p,96	Reedy	1-3	1-2	24-28	Kahkonen/Merzlikins	11,894
78.	4/22	OTT	O**	35-36-07	1-2	96p	Stutzle	1-2	2-2	34-26	Gustavsson/Merzlikins	18,116
79.	4/24	EDM	W	36-36-07	5-2	50,28,77p,96,34	Blankenburg	1-4	2-3	31-35	Merzlikins/Koskinen	18,120
80.	4/26	at TBL	L	36-37-07	1-4	28p	Stamkos	1-3	1-2	21-32	Vasilevskiy/Merzlikins	19,092+
81.	4/28	TBL	W	37-37-07	5-2	93,34,96p,28,2	Roslovic	1-4	5-7	35-27	Merzlikins/Elliott	18,234+
82.	4/29	at PIT	L	37-38-07	3-5	17,28p,14,p	Letang	2-5	3-3	36-50	DeSmith/Merzlikins	18,402+

\* Overtime \*\* Shootout



# 2020-21 FINAL STATS

**GENERAL MANAGER:** Jarmo Kekalainen | **HEAD COACH:** John Tortorella | **CAPTAIN:** Nick Foligno

PLAYER	POS	GP	TOI	G	A	PTS	+/-	PIM	PP	SH	GW	OT	S	%
Oliver Bjorkstrand	R	56	17:37	18	26	44	-15	23	2	0	0	0	143	12.6
Cam Atkinson	R	56	18:56	15	19	34	-16	4	1	4	2	0	158	9.5
Jack Roslovic	C	48	16:54	12	22	34	-11	14	4	0	1	0	85	14.1
Seth Jones	D	56	25:14:00	5	23	28	-18	26	2	0	1	1	141	3.6
Max Domi	C	54	15:13	9	15	24	-18	75	2	0	2	1	99	9.1
Patrik Laine	L	WPG	1	16:20	2	1	3	1	4	0	1	1	3	66.7
	L	CBJ	45	17:28	10	11	21	-29	21	4	0	0	79	12.7
	L	TOT	46	17:27	12	12	24	-28	25	4	0	1	82	14.6
Zach Werenski	D	35	24:22:00	7	13	20	-9	13	0	0	1	1	79	8.9
Eric Robinson	L	56	12:24	8	10	18	6	4	0	1	2	0	75	10.7
Boone Jenner	C	41	18:00	8	9	17	-9	6	1	1	0	0	79	10.1
Nick Foligno +	L	42	18:09	7	9	16	-3	28	1	0	0	0	73	9.6
Alexandre Texier	C	49	15:50	4	11	15	-13	22	0	0	0	0	75	5.3
Michael Del Zotto	D	53	17:53	4	9	13	5	8	0	0	0	0	77	5.2
Mikhail Grigorenko	C	32	13:45	4	8	12	-2	6	0	0	1	0	36	11.1
Vladislav Gavrikov	D	55	19:24	2	10	12	-13	14	0	0	1	0	48	4.2
Kevin Stenlund	C	32	12:32	5	5	10	-4	8	0	0	1	0	42	11.9
Riley Nash +	C	37	12:36	2	5	7	-1	4	0	0	1	0	40	5.0
David Savard +	D	40	19:38	1	5	6	-19	24	0	0	1	0	48	2.1
Emil Bemstrom	C	20	12:51	3	2	5	2	0	1	0	0	0	28	10.7
Dean Kukan	D	35	14:11	1	4	5	-3	10	0	0	0	0	29	3.5
Gabriel Carlsson	D	14	14:47	1	3	4	-6	4	0	0	0	0	14	7.1
Liam Foudy *	C	24	12:36	0	4	4	0	6	0	0	0	0	40	0.0
Zac Dalpe	C	12	10:37	2	1	3	-2	0	0	0	0	0	22	9.1
Scott Harrington	D	12	16:21	1	2	3	-3	6	0	0	0	0	8	12.5
Nathan Gerbe	C	9	11:07	1	2	3	0	2	0	0	0	0	9	11.1
Mikko Lehtonen	D	TOR	9	11:52	0	3	3	1	4	0	0	0	9	0.0
	D	CBJ	17	18:00	0	3	3	-3	4	0	0	0	24	0.0
	D	TOT	26	15:53	0	6	6	-2	8	0	0	0	33	0.0
Andrew Peeke *	D	11	17:09	0	3	3	-4	4	0	0	0	0	5	0.0
Mikko Koivu	C	7	12:28	1	1	2	-2	2	0	0	0	0	3	33.3
Pierre-Luc Dubois +	L	5	14:31	1	0	1	-2	2	0	0	1	0	7	14.3
Gavin Bayreuther	D	9	15:23	1	0	1	-1	7	0	0	0	0	16	6.3
Stefan Matteau	C	18	10:49	1	0	1	-4	9	0	0	0	0	15	6.7
Kole Sherwood *	R	6	10:21	0	1	1	-2	7	0	0	0	0	7	0.0
Josh Dunne *	C	6	10:23	0	0	0	-1	4	0	0	0	0	7	0.0
Ryan MacInnis *	C	16	9:58	0	0	0	-3	0	0	0	0	0	14	0.0
<b>TOTALS</b>		<b>56</b>		<b>134</b>	<b>236</b>	<b>370</b>	<b>-203</b>	<b>367</b>	<b>18</b>	<b>6</b>	<b>15</b>	<b>3</b>	<b>1,625</b>	<b>8.2</b>

GOALTENDERS	GP	MIN	W	L	OT	SO	GA	SA	SV	GAA	SV%	A	PTS	PIM
Elvis Merzlikins	28	1,497	8	12	5	2	69	825	756	2.77	.916	1	1	0
Joonas Korpisalo	33	1,747	9	13	7	0	96	904	808	3.3	.894	1	1	2
Matiss Kivlenieks *	2	123	1	1	0	0	7	71	64	3.4	.901	0	0	0
Veini Vehvilainen *+	1	11	0	0	0	0	1	4	3	5.63	.750	0	0	0
<b>TOTALS</b>	<b>56</b>	<b>3,378</b>	<b>18</b>	<b>26</b>	<b>12</b>	<b>2</b>	<b>173</b>	<b>1,804</b>	<b>1,631</b>	<b>3.07</b>	<b>.904</b>	<b>2</b>	<b>2</b>	<b>2</b>

+Traded Player \* Rookie

## 2020-21 SEASON NOTES

- ★ The Columbus Blue Jackets completed their 20th NHL season with a 18-26-12 record (48 pts./429). The club finished eighth in the Central Division and 28th in the NHL.
- ★ The 2020-21 NHL season featured re-aligned divisions for one-season only and a 56-game season featuring all divisional play. The Blue Jackets were members of the Discover Central Division along with the Carolina Hurricanes, Chicago Blackhawks, Florida Panthers, Dallas Stars, Detroit Red Wings, Nashville Predators and Tampa Bay Lightning.
- ★ The Blue Jackets went 11-9-8 (30 pts./536) at Nationwide Arena this season, scoring 83 goals (2.96 per game) and allowing 90 goals (3.21) in 28 games.
- ★ Columbus went 7-17-4 (18 pts./321) on the road this season, scoring 51 goals (1.82 per game) and allowing 94 goals (3.36) in 28 contests.
- ★ The Jackets scored 134 goals in 56 games (not including SO goals), which was an average of 2.39 goals per game (28th-T, NHL).
- ★ Columbus converted 18-of-117 power play opportunities (15.4 percent), which ranked 27th in the NHL. The club was 13-of-68 at home (19.1 pct./22nd, NHL) and 5-of-49 on the road (10.2 pct./31st, NHL).
- ★ The Blue Jackets scored six shorthanded goals, which ranked sixth-T in the NHL. Columbus scored five shorthanded goals at home (1st-T, NHL) and one shorthanded goal on the road (16th-T, NHL).
- ★ Columbus went 3-9 in games decided in overtime (6-9-3 including shootouts). The club was 2-5 at home (4-5-3 including shootouts) and 1-4 on the road (2-4-0 including shootouts).
- ★ With COVID-19 protocols in place throughout the season, Columbus was able to start allowing a limited number of fans into the building for its 13th home game of the campaign on Mar. 2 vs. Detroit (1,953). The Blue Jackets drew 63,477 fans to their final 16 home contests at Nationwide Arena (18,144), averaging 3,967 per game.
- ★ RW Oliver Bjorkstrand skated in all 56 games for the Blue Jackets and led the club in goals, assists, points and multi-point efforts with 18-26-44, 23 PIM and 10 multi-point outings.
- ★ RW Cam Atkinson led the Blue Jackets in shots and finished second in goals and points (tied) with 15-19-34 and 158 shots while playing in all 56 games... Tied his career high and finished second-T in the NHL with four shorthanded goals.
- ★ Columbus native C Jack Roslovic was acquired via trade from Winnipeg on Jan. 21 and proceeded to set career highs in goals (tied), assists, points and shooting percentage with 12-22-34, 14 PIM and 14.1 shooting pct. in 48 appearances with the Blue Jackets.
- ★ D Seth Jones finished with 5-23-28 and 26 penalty minutes while playing in all 56 games this season... Led the club and ranked fifth in the NHL in time on ice (25:14).
- ★ Acquired along with C Jack Roslovic in a trade from the Jets, LW/RW Patrik Laine finished with 12-12-24 and 25 penalty minutes in 46 combined games between the two clubs.





GM	DATE	OPPONENT	RESULT	RECORD	SCORE	CBJ GOAL SCORERS	GWG	PP	PK	SF-SA	W/L GOALIE	ATTN
1.	1/14	at NSH	L	00-01-00	1-3	38	Forsberg	0-2	3-3	30-35	Saros/Korpisalo	0
2.	1/16	at NSH	L	00-02-00	2-5	71,42	Richardson	0-2	3-3	44-33	Saros/Merzlikins	0
3.	1/18	at DET	W	01-02-00	3-2	28,42,18	Dubois	0-1	2-2	29-37	Korpisalo/Greiss	0
4.	1/19	at DET	O*	01-02-01	2-3	38,42	Bertuzzi	0-2	0-1	24-27	Pickard/Merzlikins	0
5.	1/21	TBL	O*	01-02-02	2-3	28,71p	Point	1-4	1-1	25-37	Vasilevskiy/Korpisalo	0
6.	1/23	TBL	W	02-02-02	5-2	71,25,44,8,50	Govrikov	0-2	2-3	28-32	Merzlikins/Vasilevskiy	0
7.	1/26	FLA	O**	02-02-03	3-4	11,42,13s	Hornqvist	0-6	3-3	22-31	Bobrovsky/Korpisalo	0
8.	1/28	FLA	W**	03-02-03	3-2	9,16p	Texier	1-3	1-1	31-35	Merzlikins/Driedger	0
9.	1/29	at CHI	W	04-02-03	2-1	28p,50	Robinson	1-2	2-3	27-32	Korpisalo/Lankinen	0
10.	1/31	at CHI	L	04-03-03	1-3	38	Suter	0-2	2-2	33-36	Lankinen/Merzlikins	0
11.	2/2	DAL	L	04-04-03	3-6	3p,25,46	Gurianov	1-3	1-3	26-33	Oettinger/Korpisalo	0
12.	2/4	DAL	W	05-04-03	4-3	28,96,29,13	Atkinson	0-3	2-3	25-28	Korpisalo/Khudobin	0
13.	2/7	CAR	L	05-05-03	5-6	29p,20,71,16,29	Hamilton	1-5	1-2	22-26	Reimer/Korpisalo	0
14.	2/8	CAR	W	06-05-03	3-2	4,13s,96	Roslovic	0-1	1-1	22-24	Korpisalo/Nedeljkovic	0
15.	2/11	at CHI	W	07-05-03	6-5	13s,96p,38p,96,15,11	Stenlund	2-3	1-2	43-26	Korpisalo/Lankinen	0
16.	2/13	at CHI	O*	07-05-04	2-3	29,13	DeBrincat	0-1	2-2	31-31	Lankinen/Korpisalo	0
17.	2/15	at CAR	L	07-06-04	3-7	13,38,11	Teravainen	0-3	0-2	40-34	Reimer/Korpisalo	0
18.	2/18	NSH	W	08-06-04	3-0	13,16,50	Atkinson	0-0	1-1	22-32	Merzlikins/Saros	0
19.	2/20	NSH	L	08-07-04	2-4	38s,53	Jarnkrok	0-1	3-4	23-45	Rinne/Merzlikins	0
20.	2/23	CHI	O**	08-07-05	5-6	13,29p,29p,28p,28	DeBrincat	3-4	2-4	30-34	Lankinen/Korpisalo	0
21.	2/25	CHI	L	08-08-05	0-2	-	Kane	0-2	1-1	26-27	Subban/Korpisalo	0
22.	2/27	at NSH	L	08-09-05	1-2	13	Ekholm	0-3	4-4	30-33	Saros/Korpisalo	0
23.	2/28	at NSH	L	08-10-05	1-3	11	Tolvanen	0-3	0-1	29-29	Saros/Korpisalo	0
24.	3/2	DET	W	09-10-05	4-1	13s,20,96p,38	Nash	1-5	2-3	36-20	Korpisalo/Bernier	1,953
25.	3/4	at DAL	W	10-10-05	3-2	38,28,50	Robinson	0-2	2-2	22-24	Korpisalo/Khudobin	4,112
26.	3/6	at DAL	L	10-11-05	0-5	-	Dickinson	0-3	4-5	21-26	Oettinger/Korpisalo	4,203
27.	3/9	FLA	L	10-12-05	2-4	15,28	Tippett	0-3	2-4	40-33	Bobrovsky/Korpisalo	3,448
28.	3/11	FLA	O*	10-12-06	4-5	28,28,29p,16	Vatrano	1-3	2-3	32-32	Bobrovsky/Merzlikins	3,739
29.	3/13	DAL	W*	11-12-06	4-3	16,13,71,8	Werenski	0-0	0-0	26-30	Merzlikins/Oettinger	4,160
30.	3/14	DAL	O**	11-12-07	1-2	8	Radulov	0-1	1-1	30-35	Oettinger/Korpisalo	3,992
31.	3/18	at CAR	W*	12-12-07	3-2	3,11,3	Jones	0-1	2-3	28-27	Korpisalo/Nedeljkovic	2,924
32.	3/20	at CAR	W**	13-12-07	3-2	28,3	Bjorkstrand	0-2	2-2	31-37	Merzlikins/Reimer	2,924
33.	3/22	CAR	L	13-13-07	0-3	-	Skjei	0-3	2-2	19-28	Nedeljkovic/Korpisalo	3,829
34.	3/25	CAR	O*	13-13-08	3-4	8,13p,28	Aho	1-3	2-2	36-33	Nedeljkovic/Korpisalo	4,033
35.	3/27	at DET	L	13-14-08	1-3	71	Fabbri	0-2	3-3	22-34	Pickard/Merzlikins	0
36.	3/28	at DET	L	13-15-08	1-4	96	Rasmussen	0-1	1-1	17-29	Pickard/Merzlikins	0
37.	3/30	at TBL	W	14-15-08	3-1	28,58,13	Savard	0-0	1-1	21-38	Merzlikins/McElhinney	3,800
38.	4/1	at TBL	L	14-16-08	2-3	8,50	Point	0-1	2-3	38-34	Vasilevskiy/Merzlikins	3,800
39.	4/3	at FLA	L	14-17-08	2-5	28,8	Wennberg	0-1	4-4	46-39	Bobrovsky/Merzlikins	4,375
40.	4/4	at FLA	L	14-18-08	0-3	-	Barkov	0-3	1-1	32-35	Driedger/Korpisalo	4,069
41.	4/6	TBL	W	15-18-08	4-2	26,96,16p,71	Domi	1-5	4-4	30-38	Korpisalo/Vasilevskiy	4,080
42.	4/8	TBL	L	15-19-08	4-6	15,96,8,16	Colton	0-2	3-4	36-30	Vasilevskiy/Merzlikins	4,143
43.	4/10	CHI	L	15-20-08	3-4	15,13,29	Strome	0-1	4-5	26-28	Lankinen/Merzlikins	4,502
44.	4/12	CHI	O*	15-20-09	3-4	23,29,29	Hagel	0-0	2-3	33-34	Lankinen/Korpisalo	4,093
45.	4/15	at DAL	L	15-21-09	1-4	96	Heiskanen	0-1	1-1	18-31	Oettinger/Merzlikins	4,201
46.	4/17	at DAL	L	15-22-09	1-5	44	Gurianov	0-1	3-3	22-32	Oettinger/Korpisalo	5,643
47.	4/19	at FLA	L	15-23-09	2-4	28,26	Gudas	0-2	2-2	36-39	Bobrovsky/Merzlikins	4,041
48.	4/20	at FLA	L	15-24-09	1-5	96p	Bennett	1-1	2-2	34-33	Knight/Korpisalo	4,132
49.	4/22	at TBL	L	15-25-09	1-3	3p	Palat	1-1	3-3	25-28	McElhinney/Merzlikins	4,200
50.	4/25	at TBL	O*	15-25-10	3-4	25,50,50	Hedman	0-1	3-4	22-34	Vasilevskiy/Merzlikins	4,200
51.	4/27	DET	W**	16-25-10	1-0	-	Laine	0-2	1-1	33-41	Merzlikins/Greiss	4,316
52.	5/1	at CAR	O*	16-25-11	1-2	16	Hamilton	0-2	1-1	32-33	Nedeljkovic/Merzlikins	4,987
53.	5/3	NSH	O*	16-25-12	3-4	52,52,52p	Josi	1-3	3-4	32-38	Saros/Merzlikins	4,210
54.	5/5	NSH	W	17-25-12	4-2	96p,28,25,28	Grigorenko	1-2	1-1	27-32	Merzlikins/Saros	4,084
55.	5/7	DET	L	17-26-12	2-5	7,24	Vrana	0-1	1-2	24-36	Greiss/Kivlenieks	4,402
56.	5/8	DET	W*	18-26-12	5-4	13,28,50s,96,16	Domi	0-0	0-1	36-37	Kivlenieks/Pickard	4,493



# 2019-20 FINAL STATS

**GENERAL MANAGER:** Jarmo Kekalainen | **HEAD COACH:** John Tortorella | **CAPTAIN:** Nick Foligno

PLAYER	POS	GP	TOI	G	A	PTS	+/-	PIM	PP	SH	GW	OT	S	S%
Pierre-Luc Dubois	C	70	17:56	18	31	49	-2	49	1	0	4	2	158	11.4
Gustav Nyquist	C	70	18:02	15	27	42	4	16	3	1	3	1	151	9.9
Zach Werenski	D	63	23:59	20	21	41	9	10	5	1	4	2	187	10.7
Oliver Bjorkstrand	R	49	17:56	21	15	36	8	12	3	0	5	0	162	13.0
Nick Foligno	L	67	18:40	10	21	31	-3	62	2	0	1	0	131	7.6
Seth Jones	D	56	25:17:00	6	24	30	10	20	2	0	0	0	126	4.8
Cam Atkinson	R	44	17:51	12	14	26	2	6	3	0	2	1	148	8.1
Boone Jenner	C	70	18:07	11	13	24	-14	36	2	0	1	0	179	6.1
Alexander Wennberg	C	57	16:41	5	17	22	-5	16	1	0	1	0	72	6.9
Emil Bemstrom *	C	56	12:16	10	10	20	-10	8	5	0	4	1	97	10.3
Sonny Milano +	L	46	12:38	5	13	18	-5	22	0	0	1	0	64	7.8
Vladislav Gavrikov *	D	69	18:59	5	13	18	1	18	0	0	1	0	81	6.2
Riley Nash	C	64	11:51	5	9	14	6	10	0	1	1	0	64	7.8
Alexandre Texier *	C	36	12:45	6	7	13	3	10	0	0	1	1	49	12.2
Eric Robinson *	L	50	10:57	7	5	12	10	12	0	0	3	0	69	10.1
Devin Shore	C	ANA 39	11:59	4	6	10	-8	8	0	0	1	0	47	8.5
		CBJ 6	9:25	1	1	2	-2	0	0	0	0	0	3	33.3
		TOT 45	11:39	5	7	12	-10	8	0	0	1	0	50	10.0
David Savard	D	68	20:41	0	11	11	-3	35	0	0	0	0	97	0.0
Kevin Stenlund *	C	32	13:59	6	4	10	2	8	3	0	1	0	57	10.5
Nathan Gerbe	C	30	13:45	4	6	10	-7	22	0	0	0	0	55	7.3
Markus Nutivaara	D	37	15:55	3	6	9	2	4	0	0	0	0	47	6.4
Ryan Murray	D	27	19:57	2	7	9	-9	4	0	0	0	0	32	6.3
Scott Harrington	D	39	13:57	1	7	8	-3	16	0	0	0	0	37	2.7
Jakob Lilja	L	37	9:54	2	3	5	5	2	0	0	0	0	23	8.7
Dean Kukan	D	33	15:58	1	4	5	-9	12	1	0	0	0	51	2.0
Josh Anderson	R	26	16:04	1	3	4	-8	17	0	0	0	0	63	1.6
Stefan Matteau	C	9	12:22	2	1	3	0	5	0	0	0	0	18	11.1
Andrew Peeke *	D	22	13:51	1	2	3	1	4	0	0	0	0	23	4.3
Liam Foudy *	C	2	14:13	0	1	1	1	0	0	0	0	0	3	0.0
Ryan MacInnis *	C	10	9:21	0	1	1	1	0	0	0	0	0	13	0.0
Marko Dano	L	3	7:10	0	0	0	-1	2	0	0	0	0	2	0.0
Calvin Thurkauf *	C	3	8:15	0	0	0	0	0	0	0	0	0	1	0.0
Kole Sherwood *	R	3	6:38	0	0	0	0	2	0	0	0	0	6	0.0
Gabriel Carlsson *	D	6	10:53	0	0	0	-1	2	0	0	0	0	3	0.0
<b>TOTALS</b>		<b>70</b>		<b>180</b>	<b>297</b>	<b>477</b>	<b>-17</b>	<b>442</b>	<b>31</b>	<b>3</b>	<b>33</b>	<b>8</b>	<b>2,272</b>	<b>7.9</b>

GOALTENDERS	GP	MIN	W	L	OT	SO	GA	SA	SV	GAA	SV%	A	PTS	PIM
Elvis Merzlikins *	33	1,815	13	9	8	5	71	919	848	2.35	.923	0	0	0
Joonas Korpisalo	37	2,126	19	12	5	2	92	1,030	938	2.60	.911	1	1	0
Matiss Kivlenieks *	6	285	1	1	2	0	14	137	123	2.95	.898	0	0	0
<b>TOTALS</b>	<b>70</b>	<b>4,226</b>	<b>33</b>	<b>22</b>	<b>15</b>	<b>7</b>	<b>177</b>	<b>2,086</b>	<b>1,909</b>	<b>2.51</b>	<b>.915</b>	<b>1</b>	<b>1</b>	<b>0</b>

+Traded Player \* Rookie

## 2019-20 SEASON NOTES

- ★ The 2019-20 National Hockey League season was paused on March 12 due to the COVID-19 pandemic and the regular season was declared complete through games played on March 12. The Blue Jackets completed their 19th season in the National Hockey League with a 33-22-15 record (81 pts.). Based on points percentage, the club finished sixth in the Metropolitan Division, ninth in the Eastern Conference and 14th overall in the NHL. The 2019-20 campaign marked the fourth-best by points percentage in club history.
- ★ The club qualified for the Stanley Cup Playoffs for the fourth consecutive season for the first time in franchise history. Columbus is one of just three teams to earn a Stanley Cup playoff berth in each of the past four seasons (Washington-6, Boston-4).
- ★ Following a pause to the season, the NHL returned to complete the Stanley Cup Playoffs in bubbles in Toronto and Edmonton. The Blue Jackets earned a 3-2 series victory over the Toronto Maple Leafs in the Eastern Conference Qualifying Series before falling to the eventual Stanley Cup winners Tampa Bay Lightning, 4-1, in the Eastern Conference Quarterfinals.
- ★ The Jackets went 20-12-4 (44 pts.) at Nationwide Arena, scoring 94 goals (2.61 per game) and allowing 82 (2.28 per game) in 36 games.
- ★ The Blue Jackets posted a 13-10-11 record (37 pts.) on the road, scoring 86 goals (2.53 per game) and allowing 101 (2.97 per game) in 34 contests.
- ★ Columbus scored 180 goals in 70 games to average 2.57 goals per game during the season (27th-T in NHL) and allowed 183 goals in 70 games to average 2.61 goals-against per game (3rd-T in NHL).
- ★ The team converted 31-of-189 power play opportunities (16.4 percent), which ranked 27th in the NHL. The Blue Jackets successfully killed off 138-of-169 opponent power plays (81.7 percent), which ranked 12th in the League.
- ★ The club finished 8-11 in games decided by overtime and 8-11-4 including shootouts.
- ★ Zach Werenski set a new single-season franchise record for goals by a defenseman and became the first Blue Jacket to lead all NHL blueliners in goals with 20, tallying 20-21-41 in 63 games. He was one of eight current NHL defensemen to have scored 20 goals in a campaign.
- ★ Defenseman Seth Jones was selected to play in his fourth consecutive All-Star Game and registered 6-24-30 in 56 games. He led the club and ranked seventh in the NHL in time on ice (25:17) and led CBJ in plus/minus (tied).
- ★ Third-year center Pierre-Luc Dubois led the Blue Jackets in assists and points with 18-31-49 and 49 penalty minutes. He also ranked second on the club in game-winning goals (4, tied), multi-point games (9) and penalty minutes.
- ★ Despite a shortened season and missing 21 games due to injury, right wing Oliver Bjorkstrand led the club in goals and posted his second-straight 20-goal campaign with 21-15-36 in 49 outings. He led the team in game-winning goals (5), multi-goal games (4), multi-point games (11) and shooting percentage (13.0). He racked up 14-6-20 in his final 17 games of the season, leading the League in goals-per-game (0.82) from Dec. 16-Mar. 12.
- ★ Goaltenders Joonas Korpisalo and Elvis Merzlikins split goaltending duties and helped the club rank third-T in the NHL with a team 2.61 goals-against average. Korpisalo was selected to appear in his first NHL All-Star Game while Merzlikins was named to the NHL's All-Rookie Team after leading league rookies in shutouts, GAA and SV% (min. 15 GP).





GM	DATE	OPPONENT	RESULT	RECORD	SCORE	CBJ GOAL SCORERS	GWG	PP	PK	SF-SA	W/L GOALIE	ATTN
1.	10/4	TOR	L	00-01-00	1-4	13p	Ceci	1-5	3-5	29-29	Andersen/Korpisalo	18,776+
2.	10/5	at PIT	L	00-02-00	2-7	8,14	McCann	0-1	3-4	30-40	Murray/Merzlikins	18,595
3.	10/7	BUF	OTW	01-02-00	4-3	28,13p,71p,42	Texier	2-3	2-4	44-18	Korpisalo/Ullmark	14,618
4.	10/11	ANA	L	01-03-00	1-2	18	Fowler	0-3	1-1	27-23	Miller/Korpisalo	15,368
5.	10/12	at CAR	W	02-03-00	3-2	65,28,18	Dubois	0-3	3-3	35-32	Korpisalo/Reimer	16,224
6.	10/16	DAL	W	03-03-00	3-2	8,10,22	Milano	0-3	2-2	35-32	Korpisalo/Bishop	14,683
7.	10/18	at CHI	OTL	03-03-01	2-3	18,65	Toews	0-4	3-4	39-33	Lehner/Merzlikins	21,518
8.	10/19	NYI	OTL	03-03-02	2-3	3,38	Nelson	0-1	0-0	36-34	Greiss/Korpisalo	15,276
9.	10/21	at TOR	OTW	04-03-02	4-3	20s,18,10p,14	Nyquist	1-5	2-2	38-31	Korpisalo/Andersen	18,898
10.	10/24	CAR	OTW	05-03-02	4-3	42,27,22,13	Atkinson	0-2	3-3	31-24	Korpisalo/Mrazek	15,398
11.	10/26	at PHI	L	05-04-02	4-7	38,18,38,77	Hayes	0-5	2-4	26-46	Elliott/Korpisalo	17,840
12.	10/30	EDM	L	05-05-02	1-4	8p	Draisaitl	1-3	4-5	24-31	Smith/Korpisalo	14,193
13.	11/1	at STL	OTL	05-05-03	3-4	18,22,28p	Perron	1-3	2-4	30-27	Binnington/Merzlikins	18,096
14.	11/2	CGY	L	05-06-03	0-3	-	Monahan	0-3	2-2	43-29	Rittich/Korpisalo	15,618
15.	11/5	VGK	L	05-07-03	1-2	38	Smith	0-4	3-3	30-25	Fleury/Korpisalo	15,435
16.	11/7	at ARI	W	06-07-03	3-2	14,52p,28	Bjorkstrand	1-4	3-3	33-32	Korpisalo/Kuemper	12,115
17.	11/9	at COL	L	06-08-03	2-4	52p,8	Makar	1-4	1-2	41-36	Francoz/Korpisalo	18,070
18.	11/12	at MTL	SOL	06-08-04	2-3	50,8	Drouin	0-3	2-2	35-32	Price/Merzlikins	20,758
19.	11/15	STL	OTW	07-08-04	3-2	44,18,8p	Werenski	1-3	2-3	39-27	Korpisalo/Allen	18,505+
20.	11/19	MTL	W	08-08-04	5-2	50,18,52,38p,18	Bemstrom	1-2	2-2	26-32	Korpisalo/Price	14,118
21.	11/21	DET	W	09-08-04	5-4	42,13p,28p,38,50	Robinson	2-5	3-3	37-26	Korpisalo/Howard	14,417
22.	11/23	at WPG	L	09-09-04	3-4	18p,3p,14p	Copp	3-5	3-3	35-31	Hellebuyck/Merzlikins	15,325
23.	11/25	OTT	W	10-09-04	1-0	28	Bjorkstrand	0-3	2-2	19-25	Korpisalo/Anderson	14,730
24.	11/27	PHI	L	10-10-04	2-3	71,3	Giroux	0-1	4-5	30-22	Elliott/Korpisalo	14,975
25.	11/29	PIT	W	11-10-04	5-2	14,71,14p,71p,14	Nyquist	2-4	4-4	30-31	Korpisalo/Jarry	17,402
26.	11/30	at NYI	L	11-11-04	0-2	-	Lee	0-1	0-0	39-27	Greiss/Merzlikins	13,433
27.	12/3	ARI	L	11-12-04	2-4	46p,42	Crouse	1-3	0-1	35-28	Kuemper/Korpisalo	14,455
28.	12/5	NYR	L	11-13-04	2-3	13,3	Panarin	0-5	1-2	47-19	Georgiev/Korpisalo	15,785
29.	12/7	at FLA	L	11-14-04	1-4	44	Brown	0-3	3-4	34-27	Bobrovsky/Merzlikins	11,640
30.	12/9	at WSH	W	12-14-04	5-2	13,27,20,28,13	Nash	0-5	3-3	38-39	Korpisalo/Holtby	18,573
31.	12/12	at PIT	OTL	12-14-05	0-1	-	Rust	0-1	2-3	17-32	Jarry/Korpisalo	18,415
32.	12/14	at OTT	OTL	12-14-06	3-4	13,42,42	Duclair	0-4	2-3	41-27	Nilsson/Korpisalo	11,020
33.	12/16	WSH	W	13-14-06	3-0	50,28,28	Robinson	0-2	4-4	21-30	Korpisalo/Holtby	16,602
34.	12/17	at DET	W	14-14-06	5-3	13,28,11p,18,14	Dubois	1-2	2-3	39-21	Korpisalo/Bernier	17,639
35.	12/19	LAK	OTW	15-14-06	3-2	8p,38,18	Dubois	1-4	2-2	28-25	Korpisalo/Campbell	17,117
36.	12/21	NJD	W	16-14-06	5-1	28,28,44,8s,14s	Bjorkstrand	0-5	3-3	40-22	Korpisalo/Senn	17,188
37.	12/23	at NYI	W	17-14-06	3-2	11p,24,44	Gavrikov	1-2	2-2	35-37	Korpisalo/Greiss	13,917
38.	12/27	at WSH	OTL	17-14-07	1-2	15	Oshie	0-2	4-5	28-36	Samsonov/Korpisalo	18,573
39.	12/29	CHI	SOL	17-14-08	2-3	20,18	Kane	0-3	4-5	33-30	Lehner/Merzlikins	18,544+
40.	12/31	FLA	W	18-14-08	4-1	8,38p,8,8	Jenner	1-3	2-2	28-37	Merzlikins/Bobrovsky	18,977+
41.	1/2	at BOS	OTW	19-14-08	2-1	22,18	Dubois	0-2	1-2	33-26	Merzlikins/Rask	17,850
42.	1/4	SJS	L	19-15-08	2-3	8,8	Labanc	0-2	1-1	23-28	Dell/Merzlikins	18,874+
43.	1/6	at LAK	W	20-15-08	4-2	24,4,11,14	Stenlund	0-1	0-0	24-37	Merzlikins/Quick	14,964
44.	1/7	at ANA	W	21-15-08	4-3	50,24,8p,8	Werenski	1-3	2-2	27-40	Merzlikins/Miller	16,153
45.	1/9	at SJS	L	21-16-08	1-3	22	Thornton	0-2	2-3	31-33	Dell/Merzlikins	17,085
46.	1/11	at VGK	W	22-16-08	3-0	52p,18,10	Bemstrom	1-2	3-3	22-27	Merzlikins/Fleury	18,400
47.	1/14	BOS	W	23-16-08	3-0	10,11p,20	Wennberg	1-2	4-4	27-34	Merzlikins/Halak	17,349
48.	1/16	CAR	W	24-16-08	3-2	52,13,71	Foligno	0-2	1-1	18-34	Merzlikins/Mrazek	17,900
49.	1/18	NJD	W	25-16-08	5-0	13,13,15,71,10	Atkinson	0-2	3-3	31-41	Merzlikins/Schneider	18,680+
50.	1/19	at NYR	W	26-16-08	2-1	28,28	Bjorkstrand	0-1	0-0	31-32	Kivlenieks/Shesterkin	17,423
51.	1/22	WPG	W	27-16-08	4-3	3,28,14p,28	Bjorkstrand	1-1	1-2	29-30	Merzlikins/Brossoit	18,425+
52.	2/1	at BUF	OTL	27-16-09	1-2	28	Eichel	0-2	0-0	23-24	Hutton/Kivlenieks	17,650
53.	2/2	at MTL	W	28-16-09	4-3	44,18,18,14	Nyquist	0-2	2-2	27-30	Merzlikins/Price	21,302
54.	2/4	FLA	OTW	29-16-09	1-0	8	Werenski	0-1	2-2	45-32	Merzlikins/Bobrovsky	17,811
55.	2/7	DET	W	30-16-09	2-0	8,38	Werenski	0-3	2-2	44-16	Merzlikins/Howard	18,978+
56.	2/8	COL	L	30-17-09	1-2	3p	MacKinnon	1-5	2-2	32-22	Grubauer/Merzlikins	19,022+
57.	2/10	TBL	OTL	30-17-10	1-2	28	Kucherov	0-3	3-3	32-30	McElhinney/Merzlikins	17,131
58.	2/13	at BUF	OTL	30-17-11	3-4	24,38,65	Olofsson	0-1	0-1	31-27	Hutton/Kivlenieks	16,923
59.	2/14	NYR	L	30-18-11	1-3	28	Kreider	0-2	3-3	37-28	Georgiev/Merzlikins	18,888+
60.	2/16	at NJD	SOL	30-18-12	3-4	2,8,11	Bratt	0-2	0-0	55-26	Blackwood/Merzlikins	16,514
61.	2/18	at PHI	L	30-19-12	1-5	28p	Couturier	1-3	0-1	29-15	Hart/Merzlikins	18,273
62.	2/20	PHI	OTL	30-19-13	3-4	28,71,23	Hayes	0-3	0-1	31-33	Elliott/Merzlikins	18,365+
63.	2/22	at NSH	SOL	30-19-14	3-4	38,50,52p	Grimaldi	1-2	1-1	43-36	Saros/Merzlikins	17,549
64.	2/24	OTT	OTW	31-19-14	4-3	71,71,23,52	Bemstrom	0-1	0-1	45-33	Korpisalo/Hogberg	17,518
65.	2/25	at MIN	L	31-20-14	4-5	71,52,18,8	Fiala	0-2	1-1	28-40	Stalock/Kivlenieks	17,057
66.	2/28	MIN	L	31-21-14	0-5	-	Eriksson Ek	0-2	2-3	24-26	Stalock/Korpisalo	18,955+
67.	3/1	VAN	W	32-21-14	5-3	11,20,8p,52p,14	Bemstrom	2-2	2-3	35-39	Korpisalo/Domingue	18,378+
68.	3/4	at CGY	OTL	32-21-15	2-3	74,14	Brodie	0-1	1-1	22-37	Talbot/Korpisalo	18,696
69.	3/7	at EDM	L	32-22-15	1-4	14	Jones	0-3	1-1	46-24	Koskinen/Korpisalo	17,085
70.	3/8	at VAN	W	33-22-15	2-1	52,50	Robinson	0-2	3-3	22-27	Merzlikins/Demko	18,871
71.	3/12	PIT										
72.	3/14	NSH										
73.	3/16	at BOS										
74.	3/19	WSH										
75.	3/21	at TOR										
76.	3/23	at NJD										
77.	3/24	at NYR										
78.	3/27	at TBL										
79.	3/28	at DAL										
80.	3/30	NYI										
81.	4/2	TBL										
82.	4/3	at CAR										

GAMES CANCELLED DUE TO COVID-19 PANDEMIC - SEASON DECLARED FINAL

+ Home Sellout



# 2018-19 FINAL STATS

**GENERAL MANAGER:** Jarmo Kekalainen | **HEAD COACH:** John Tortorella | **CAPTAIN:** Nick Foligno

PLAYER	POS	GP	TOI	G	A	PTS	+/-	PIM	PP	SH	GW	OT	S	S%	
Artemi Panarin	LW	79	19:51	28	59	87	14	23	6	0	8	4	191	14.7	
Matt Duchene	C	OTT	50	19:15	27	31	58	2	6	5	0	1	0	126	21.4
		CBJ	23	17:57	4	8	12	-1	2	1	0	0	0	46	8.7
		TOT	73	18:50	31	39	70	-3	8	6	0	1	0	172	18.0
Cam Atkinson	RW	80	19:23	41	28	69	3	20	8	4	8	0	295	13.9	
Pierre-Luc Dubois	C	82	17:43	27	34	61	16	64	2	0	5	1	174	15.5	
Ryan Dzingel	C	OTT	57	17:45	22	22	44	-13	29	4	0	4	2	133	16.5
		CBJ	21	14:16	4	8	12	4	0	1	0	1	0	26	15.4
		TOT	78	16:49	26	30	56	-9	29	5	0	5	2	159	16.4
Josh Anderson	RW	82	17:01	27	20	47	25	60	3	2	5	0	230	11.7	
Seth Jones	D	75	25:49	9	37	46	1	28	0	0	4	3	184	4.9	
Zach Werenski	D	82	22:54	11	33	44	-12	18	2	0	1	0	168	6.5	
Boone Jenner	C	77	17:04	16	22	38	6	42	1	1	3	0	170	9.4	
Oliver Bjorkstrand	RW	77	12:20	23	13	36	8	8	3	0	1	0	161	14.3	
Nick Foligno	LW	73	17:42	17	18	35	12	44	2	0	2	0	141	12.1	
Ryan Murray	D	56	21:26	1	28	29	20	10	0	0	0	0	71	1.4	
Alexander Wennberg	C	75	15:05	2	23	25	-1	12	1	1	0	0	64	3.1	
David Savard	D	82	19:45	8	16	24	19	36	0	0	1	0	124	6.5	
Markus Nutivaara	D	80	17:41	5	16	21	3	6	0	0	1	0	99	5.1	
Anthony Duclair +	LW	53	12:19	11	8	19	-3	12	4	0	2	0	92	12.0	
Scott Harrington	D	73	13:03	2	15	17	6	23	0	0	0	0	54	3.7	
Brandon Dubinsky	C	61	12:21	6	8	14	-16	36	0	0	0	0	63	9.5	
Riley Nash	C	78	10:50	3	9	12	-8	19	0	0	1	0	79	3.8	
Markus Hannikainen	LW	44	9:29	4	3	7	-5	2	0	0	1	0	52	7.7	
Adam McQuaid	D	NYR	36	17:28	2	3	5	3	33	0	0	0	19	10.5	
		CBJ	14	11:25	1	1	2	-1	9	0	0	1	0	9	11.1
		TOT	50	15:47	3	4	7	2	42	0	0	1	0	28	10.7
Lukas Sedlak	C	47	9:00	4	2	6	-5	10	0	0	0	0	43	9.3	
Dean Kukan	D	25	13:28	0	5	5	6	6	0	0	0	0	16	0.0	
Alexandre Texier *	C	2	12:46	1	0	1	3	0	0	0	0	0	6	16.7	
Sonny Milano	LW	8	8:19	1	0	1	0	0	0	0	0	0	5	20.0	
Zac Dalpe	C	1	9:01	0	1	1	1	0	0	0	0	0	1	0.0	
Gabriel Carlsson *	D	1	9:21	0	0	0	-1	2	0	0	0	0	1	0.0	
Mark Letestu	C	2	9:20	0	0	0	-1	0	0	0	0	0	1	0.0	
Kole Sherwood *	RW	2	9:14	0	0	0	0	0	0	0	0	0	2	0.0	
Adam Clendening	D	4	10:39	0	0	0	1	0	0	0	0	0	3	0.0	
Kevin Stenlund *	C	4	10:58	0	0	0	0	4	0	0	0	0	3	0.0	
Eric Robinson *	LW	13	11:50	0	0	0	-4	0	0	0	0	0	18	0.0	
<b>TOTALS</b>		<b>82</b>		<b>256</b>	<b>415</b>	<b>671</b>	<b>90</b>	<b>496</b>	<b>34</b>	<b>8</b>	<b>45</b>	<b>8</b>	<b>2,592</b>	<b>9.9</b>	

GOALTENDERS	GP	MIN	W	L	OT	SO	GA	SA	SV	GAA	SV%	A	PTS	PIM
Sergei Bobrovsky	62	4,557	37	24	1	9	153	1,756	1,603	2.58	.913	0	0	2
Joonas Korhonen	27	1,361	10	7	3	0	67	584	897	2.96	.897	0	0	0
<b>TOTALS</b>	<b>82</b>	<b>5,918</b>	<b>47</b>	<b>31</b>	<b>4</b>	<b>9</b>	<b>220</b>	<b>2,340</b>	<b>2,500</b>	<b>2.23</b>	<b>.936</b>	<b>0</b>	<b>0</b>	<b>2</b>

+Traded Player \* Rookie

## 2018-19 SEASON NOTES

- ★ Completed their 18th season in the National Hockey League with a 47-31-4 record (98 pts.), finishing fifth in the Metropolitan Division, eighth in the Eastern Conference and 13th overall in the NHL. The season marked the second-best regular season in club history, trailing only 2016-17's 50-24-8 (108 pts.) campaign.
- ★ The club qualified for the Stanley Cup Playoffs for the third consecutive season for the first time in franchise history. Columbus is one of just seven teams to earn a playoff berth in each of the past three seasons.
- ★ The Blue Jackets advanced past the first round of the playoffs for the first time in club history after sweeping the Presidents' Trophy winners, Tampa Bay Lightning, 4-0 with a series-clinching 7-3 Game Four win. It marked the fourth time in NHL history, and first time in the first round, that a team swept the best team in a playoff series.
- ★ The Jackets posted a 22-17-2 record (46 pts.) at Nationwide Arena, scoring 133 goals (3.24 per game) and allowing 124 (3.02 per game) in 41 games.
- ★ The Blue Jackets posted a 25-14-2 record (52 pts.) on the road, scoring 123 goals (3.00 per game) and allowing 107 (2.61 per game) in 41 contests. The 25 wins and 52 road points were the most in club history and were the second-most in the NHL in 2018-19 (Tampa Bay - 30-9-2, 60 pts.).
- ★ Columbus scored 256 goals in 82 games to average 3.12 goals per game during the season (12th in NHL) and allowed 231 goals in 82 games to average 2.82 goals-against per game (11th in NHL). The 256 goals scored were the most in club history, surpassing the previous record of 247 in 2016-17.
- ★ The team converted 34-of-221 power play opportunities (15.4 percent), which ranked 28th in the NHL. The Blue Jackets successfully killed off 170-of-200 opponent power plays (85.0 percent), which tied Tampa Bay and Arizona for the NHL lead and was the third-best mark in franchise history.
- ★ The club finished 8-3 in games decided by overtime and 10-3-1 including shootouts.
- ★ For the second consecutive season, left wing Artemi Panarin set new franchise records while leading the club in assists (13th in NHL) and points (17th-T) after registering 28-59-87, 23 penalty minutes 25 multi-point efforts and eight game-winning goals in 79 games.
- ★ Goaltender Sergei Bobrovsky went 37-24-1 record, 2.58 GAA, .913 SV% and nine shutouts in 62 games to lead the NHL in shutouts, ranking second in wins, fourth-T in games played and seventh in minutes played (3,557).
- ★ Right wing Cam Atkinson became the second Blue Jacket to score 40 goals in a season as he collected 41-28-69 in 80 games, ranking sixth-T in the NHL in goals.
- ★ Seth Jones was selected to play in his third-straight All-Star Game and registered 9-37-46 in 75 games. He led the club and ranked fourth in the NHL in time on ice (25:49).
- ★ Defenseman Zach Werenski recorded 11-33-44 and 18 penalty minutes in 82 games, ranking 21st-T among NHL blueliners in points and 22nd-T in goals.
- ★ Center Pierre-Luc Dubois became the first player in club history with back-to-back 20-goal seasons in his first two NHL campaigns after racking up 27-34-61 in 82 games. He became the fastest Blue Jacket to reach the 100-point mark to start his NHL career, doing so in his 143rd game (42:58-100), besting Nikolai Zherdev (156).





GM	DATE	OPPONENT	RESULT	RECORD	SCORE	CBJ GOAL SCORERS	GWG	PP	PK	SF-SA	W/L GOALIE	ATTN
1.	10/4	at DET	OTW	01-00-00	3-2	13p,77,9	Panarin	1-6	2-3	39-20	Korpisalo/Howard	19,515
2.	10/5	CAR	L	01-01-00	1-3	17	Aho	0-3	1-1	32-35	McElhinney/Bobrovsky	18,306+
3.	10/9	COL	W	02-01-00	5-2	71,18p,9,71,77	Panarin	1-6	3-4	35-27	Bobrovsky/Grubauer	11,694
4.	10/11	at FLA	W	03-01-00	5-4	8p,9,91p,38,13	Atkinson	2-3	2-2	32-41	Korpisalo/Reimer	14,394
5.	10/13	at TBL	L	03-02-00	2-8	77,28	Gourde	0-5	3-7	32-31	Vasilevskiy/Bobrovsky	19,092
6.	10/18	PHI	W	04-02-00	6-3	91,13,13,71,77,22	Foligno	0-2	2-2	28-35	Bobrovsky/Pickard	13,492
7.	10/20	CHI	L	04-03-00	1-4	8	Kruger	0-4	3-3	38-26	Crawford/Bobrovsky	17,005
8.	10/23	ARI	L	04-04-00	1-4	18	Strome	0-3	2-3	36-26	Kuemper/Bobrovsky	11,458
9.	10/25	at STL	W	05-04-00	7-4	38p,91,38,58,77,91p,3	Anderson	2-4	2-3	32-37	Korpisalo/Johnson	17,068
10.	10/27	BUF	OTW	06-04-00	5-4	18,9,13,13,9	Panarin	0-3	4-5	37-38	Korpisalo/Ullmark	15,642
11.	10/30	DET	L	06-05-00	3-5	77,65,18	Bertuzzi	0-5	1-2	37-32	Howard/Bobrovsky	14,288
12.	11/1	at SJS	W	07-05-00	4-1	91,3,71,77s	Jones	0-1	3-3	27-45	Bobrovsky/Dell	15,879
13.	11/3	at LAK	L	07-06-00	1-4	8	Carter	0-5	3-4	27-29	Campbell/Bobrovsky	18,230
14.	11/4	at ANA	OTL	07-06-01	2-3	18,18	Fowler	0-6	5-5	26-30	Gibson/Korpisalo	16,727
15.	11/6	DAL	W	08-06-01	4-1	91p,65,71,27	Nutivaara	1-3	1-2	34-28	Bobrovsky/Bishop	14,159
16.	11/9	at WSH	W	09-06-01	2-1	28p,91p	Duclair	2-3	4-5	36-34	Bobrovsky/Holtby	18,506
17.	11/10	NYR	SOL	09-06-02	4-5	13p,18,71,10s	Vesey	1-2	2-2	38-19	Georgiev/Korpisalo	18,384+
18.	11/12	at DAL	W	10-06-02	2-1	13p,18	Dubois	1-3	4-4	28-27	Bobrovsky/Khudobin	17,543
19.	11/15	FLA	W	11-06-02	7-3	13s,17,18,37,91,77,38	Hannikainen	0-1	2-4	37-43	Korpisalo/Luongo	14,872
20.	11/17	at CAR	W	12-06-02	4-1	13,13,8,13p	Atkinson	1-5	3-3	24-31	Bobrovsky/Darling	13,040
21.	11/19	at TOR	L	12-07-02	2-4	13,18	Hyman	0-0	0-0	39-26	Andersen/Bobrovsky	19,134
22.	11/23	TOR	W	13-07-02	4-2	77,77,13s,37	Atkinson	0-2	3-3	24-34	Bobrovsky/Andersen	18,656+
23.	11/24	at PIT	L	13-08-02	2-4	4,13	Guentzel	0-1	1-1	39-36	DeSmith/Korpisalo	18,602
24.	11/26	at DET	W	14-08-02	7-5	18,77,9p,65,38,18,3	Dubois	1-4	2-3	32-32	Bobrovsky/Bernier	17,510
25.	11/29	MIN	W	15-08-02	4-2	37,13p,20,9	Nash	1-2	1-1	29-25	Bobrovsky/Dubnyk	15,210
26.	12/1	at NYI	L	15-09-02	2-3	37,18	Cizikas	0-2	3-3	30-29	Greiss/Bobrovsky	13,917
27.	12/4	CGY	L	15-10-02	6-9	8,77p,13,13,71,13	Monahan	1-3	1-4	30-28	Smith/Bobrovsky	14,885
28.	12/6	at PHI	OTW	16-10-02	4-3	3,17,38,3	Jones	0-5	3-3	30-26	Bobrovsky/Stolarz	19,428
29.	12/8	WSH	L	16-11-02	0-4	-	Connolly	0-4	3-3	28-28	Holtby/Bobrovsky	18,501+
30.	12/11	VAN	L	16-12-02	2-3	3,28	Virtanen	0-2	1-1	36-25	Markstrom/Korpisalo	14,689
31.	12/13	LAK	W	17-12-02	4-1	45,9,9p,77	Panarin	1-3	3-3	41-30	Bobrovsky/Quick	15,087
32.	12/15	ANA	OTW	17-12-03	1-2	65	Sprong	0-3	1-1	37-22	Gibson/Bobrovsky	16,171
33.	12/17	VGK	W	18-12-03	1-0	71	Foligno	0-2	1-1	31-28	Bobrovsky/Subban	15,008
34.	12/20	NJD	W	19-12-03	2-1	71,13	Atkinson	0-4	2-2	38-30	Bobrovsky/Blackwood	15,595
35.	12/22	at PHI	W	20-12-03	4-3	8,13,13,9	Panarin	0-2	3-4	19-37	Bobrovsky/Hart	19,311
36.	12/23	at NJD	W	21-12-03	3-0	13,28,9	Atkinson	0-4	3-3	20-39	Bobrovsky/Kinkaid	12,872
37.	12/27	at NYR	OTW	22-12-03	4-3	28,58,8,18	Dubois	0-1	0-1	29-22	Korpisalo/Lundqvist	18,006
38.	12/28	TOR	L	22-13-03	2-4	71,9	Marner	0-2	1-2	29-29	Sparks/Bobrovsky	18,963+
39.	12/31	OTT	W	23-13-03	6-3	8,18,18,8,13,77	Werenski	0-2	3-3	38-25	Bobrovsky/Hogberg	18,549+
40.	1/4	at CAR	L	23-14-03	2-4	28,9	McKegg	0-1	2-2	24-31	McElhinney/Bobrovsky	15,346
41.	1/5	at FLA	OTW	24-14-03	4-3	91,77,17,3	Jones	0-2	1-1	35-30	Bobrovsky/Reimer	15,213
42.	1/8	at TBL	L	24-15-03	0-4	-	Joseph	0-1	1-1	31-22	Vasilevskiy/Bobrovsky	19,092
43.	1/10	NSH	OTW	25-15-03	4-3	38,9p,38,9p	Panarin	2-2	2-2	33-35	Korpisalo/Rinne	17,065
44.	1/12	at WSH	OTW	26-15-03	2-1	13,9p	Panarin	1-3	2-2	22-33	Korpisalo/Copley	18,506
45.	1/13	NYR	W	27-15-03	7-5	9,91,13,45,71,58,71	Savard	0-5	3-3	40-27	Bobrovsky/Georgiev	17,417
46.	1/15	NJD	W	28-15-03	4-1	13,38,9,18p	Jenner	1-3	2-2	34-30	Korpisalo/Kinkaid	16,377
47.	1/18	MTL	L	28-16-03	1-4	28	Tatar	0-2	3-3	35-26	Price/Korpisalo	18,892+
48.	1/19	at MIN	L	28-17-03	1-2	9p	Parise	1-4	4-4	20-31	Dubnyk/Bobrovsky	19,054
49.	1/29	BUF	L	28-18-03	4-5	18,71p,17,13	Sheary	1-2	2-2	37-34	Hutton/Bobrovsky	15,615
50.	1/31	at WPG	L	28-19-03	3-4	9,77p,28	Connor	1-3	3-4	31-26	Hellebuyck/Bobrovsky	15,321
51.	2/2	STL	L	28-20-03	2-4	28,18	Tarasenko	0-1	2-2	20-33	Binnington/Korpisalo	18,681+
52.	2/5	at COL	W	29-20-03	6-3	28,18,13,77,10p,18	Anderson	1-2	4-4	37-30	Bobrovsky/Grubauer	15,398
53.	2/7	at ARI	W	30-20-03	4-2	45,58,77p,38	Anderson	1-2	3-3	33-31	Bobrovsky/Kuemper	15,319
54.	2/9	at VGK	W	31-20-03	4-3	77,9,13,13p	Atkinson	1-2	1-1	33-23	Bobrovsky/Feury	18,301
55.	2/12	WSH	W	32-20-03	3-0	91,71,9	Duclair	0-4	1-1	32-20	Bobrovsky/Holtby	15,701
56.	2/14	NYI	L	32-21-03	0-3	-	Cizikas	0-1	2-2	31-27	Greiss/Bobrovsky	16,531
57.	2/16	at CHI	W	33-21-03	5-2	18,9,13,9,77	Atkinson	0-1	0-1	30-41	Bobrovsky/Ward	22,196
58.	2/18	TBL	L	33-22-03	1-5	45	Kucherov	0-4	1-3	40-20	Vasilevskiy/Korpisalo	16,411
59.	2/19	at MTL	L	33-23-03	2-3	77,71	Tatar	0-2	3-3	33-32	Price/Bobrovsky	20,858
60.	2/22	at OTT	W	34-23-03	3-0	77,13s,28	Anderson	0-4	4-4	40-22	Bobrovsky/Anderson	13,918
61.	2/23	SJS	W	35-23-03	4-0	38,95,13p,18	Jenner	1-2	2-2	26-26	Bobrovsky/Jones	19,025+
62.	2/26	PIT	L	35-24-03	2-5	28,13p	Malkin	1-3	2-2	23-27	Murray/Bobrovsky	18,776+
63.	2/28	PHI	OTW	36-24-03	4-3	28,9,4,3	Jones	0-3	1-2	40-31	Bobrovsky/Elliott	17,169
64.	3/2	EDM	L	36-25-03	0-4	-	Kassian	0-1	1-1	30-24	Koskinen/Bobrovsky	18,628+
65.	3/3	WPG	L	36-26-03	2-5	71p,3	Wheeler	1-4	3-3	42-26	Hellebuyck/Bobrovsky	16,091
66.	3/5	at NJD	SOW	37-26-03	2-1	13	Atkinson	0-2	2-2	18-30	Bobrovsky/Schneider	12,085
67.	3/7	at PIT	L	37-27-03	0-3	-	Kessel	0-3	4-5	25-31	Murray/Korpisalo	18,611
68.	3/9	PIT	W	38-27-03	4-1	38,13s,28,13	Atkinson	0-3	3-3	33-29	Bobrovsky/Murray	19,146+
69.	3/11	at NYI	L	38-28-03	0-2	-	Pulock	0-1	2-2	31-20	Greiss/Bobrovsky	11,827
70.	3/12	BOS	W	39-28-03	7-4	77,19,38s,95,38,8p,38	Jenner	1-4	3-3	35-31	Bobrovsky/Rask	16,554
71.	3/15	CAR	W	40-28-03	3-0	54,58,77s	McQuaid	0-1	2-2	20-46	Bobrovsky/Mrazek	18,832+
72.	3/16	at BOS	OTL	40-28-04	1-2	95	Marchand	0-1	1-2	25-33	Halak/Korpisalo	17,565
73.	3/19	at CGY	L	40-29-04	2-4	8,28p	Frolik	1-3	1-1	33-31	Rittich/Bobrovsky	18,288
74.	3/21	at EDM	L	40-30-04	1-4	58	Kassian	0-0	0-1	20-22	Bobrovsky/Korpisalo	18,347
75.	3/24	at VAN	W	41-30-04	5-0	77,18,19,28,77	Anderson	0-2	4-4	33-21	Bobrovsky/Demko	17,805
76.	3/26	NYI	W	42-30-04	4-0	19p,9,28,13	Dzingel	1-1	0-0	33-26	Bobrovsky/Greiss	17,928
77.	3/28	MTL	W	43-30-04	6-2	58,28,9,20,28,17	Panarin	0-2	2-2	30-28	Bobrovsky/Price	18,641+
78.	3/30	at NSH	W	44-30-04	5-2	13,58,28,38,13	Bjorkstrand	0-5	2-2	32-25	Bobrovsky/Saros	17,751
79.	3/31	at BUF	W	45-30-04	4-0	18,28,71,77	Dubois	0-2	1-1	36-38	Bobrovsky/Ullmark	17,990
80.	4/2	BOS	L	45-31-04	2-6	28p,95p	Marchand	2-4	1-1	34-28	Rask/Bobrovsky	18,890+
81.	4/5	at NYR	SOW	46-31-04	3-2	19,9	Panarin	0-2	0-0	41-27	Bobrovsky/Georgiev	17,341
82.	4/6	at OTT	W	47-31-04	6-2	18,65,18,42,28,20	Dubois	0-0	0-0	27-29	Korpisalo/Anderson	18,425

+ Home Sellout



# 2017-18 FINAL STATS

**GENERAL MANAGER:** Jarmo Kekalainen | **HEAD COACH:** John Tortorella | **CAPTAIN:** Nick Foligno

PLAYER	POS	GP	TOI	G	A	PTS	+/-	PIM	PP	SH	GW	OT	S	%
Artemi Panarin	L	81	20:07	27	55	82	23	26	7	0	5	1	228	11.8
Seth Jones	D	78	24:36	16	41	57	10	30	7	0	4	1	249	6.4
Thomas Vanek	L	VAN 61	13:58	17	24	41	-12	28	4	0	1	0	121	14.0
		CBJ 19	14:28	7	8	15	9	8	0	0	0	0	47	14.9
		TOT 80	14:05	24	32	56	-3	36	4	0	1	0	168	14.3
Pierre-Luc Dubois *	C	82	16:38	20	28	48	8	49	6	0	4	1	165	12.1
Cam Atkinson	R	65	18:54	24	22	46	19	14	3	1	5	1	231	10.4
Oliver Bjorkstrand	R	82	14:17	11	29	40	4	9	3	0	2	0	163	6.7
Zach Werenski	D	77	22:34	16	21	37	8	16	3	0	3	1	207	7.7
Alexander Wennberg	C	66	18:07	8	27	35	22	12	3	0	2	1	74	10.8
Nick Foligno	L	72	18:21	15	18	33	1	50	2	0	1	0	137	10.9
Boone Jenner	C	75	16:27	13	19	32	1	39	2	0	2	0	187	7.0
Josh Anderson	R	63	18:02	19	11	30	-1	42	1	0	5	2	188	10.1
Matt Calvert	L	69	13:22	9	15	24	-10	33	1	2	0	0	108	8.3
Mark Letestu	C	EDM 60	13:04	8	11	19	-17	10	3	2	1	0	95	8.4
		CBJ 20	12:09	1	3	4	0	0	0	0	0	0	16	6.3
		TOT 80	12:50	9	14	23	-17	10	3	2	1	0	111	8.1
Markus Nutivaara	D	61	16:01	7	16	23	13	14	1	0	1	0	79	8.9
Sonny Milano *	L	55	11:38	14	8	22	-8	10	0	0	3	1	69	20.3
Ian Cole	D	PIT 47	17:37	3	10	13	3	52	0	0	0	0	63	4.8
		CBJ 20	18:08	2	5	7	11	24	0	0	0	0	21	9.5
		TOT 67	17:46	5	15	20	14	76	0	0	0	0	84	6.0
Brandon Dubinsky	C	62	15:20	6	10	16	-2	33	0	1	0	0	89	6.7
David Savard	D	81	19:22	4	12	16	2	32	0	0	0	0	145	2.8
Ryan Murray	D	44	18:26	1	11	12	4	8	0	0	0	0	34	2.9
Jack Johnson	D	77	19:32	3	8	11	-6	22	0	0	1	0	88	3.4
Lukas Sedlak	C	53	9:24	4	4	8	-3	21	0	0	0	0	50	8.0
Markus Hannikainen *	L	33	8:22	3	3	6	-1	6	0	0	0	0	31	9.7
Tyler Motte +	C	31	9:56	3	2	5	-3	2	0	0	0	0	42	7.1
Scott Harrington	D	32	13:17	2	3	5	0	8	0	0	1	0	28	7.1
Taylor Chorney	D	WSH 24	12:59	1	3	4	8	8	0	0	0	0	14	7.1
		CBJ 1	16:41	0	0	0	2	0	0	0	0	0	0	0.0
		TOT 25	13:08	1	3	4	10	8	0	0	0	0	14	7.1
Dean Kukan *	D	11	12:21	0	4	4	2	2	0	0	0	0	12	0.0
Jordan Schroeder	L	21	7:28	1	1	2	-4	4	0	0	0	0	20	5.0
Gabriel Carlsson *	D	14	11:19	0	2	2	0	4	0	0	0	0	18	0.0
Jussi Jokinen +	LW	14	10:00	0	1	1	-2	4	0	0	0	0	13	0.0
Zac Dalpe	C	12	7:26	0	0	0	-3	13	0	0	0	0	18	0.0
Nathan Gerbe	C	2	8:36	0	0	0	-1	0	0	0	0	0	1	0.0
Eric Robinson *	L	1	11:21	0	0	0	1	0	0	0	0	0	2	0.0
Alex Broadhurst *	C	2	10:02	0	0	0	0	2	0	0	0	0	1	0.0
<b>TOTALS</b>		<b>82</b>		<b>236</b>	<b>387</b>	<b>623</b>	<b>96</b>	<b>537</b>	<b>39</b>	<b>4</b>	<b>39</b>	<b>9</b>	<b>2,761</b>	<b>8.5</b>

GOALTENDERS	GP	MIN	W	L	OT	SO	GA	SA	SV	GAA	SV%	A	PTS	PIM
Sergei Bobrovsky	65	3,912	37	22	6	5	158	1,993	1,835	2.42	.921	3	3	0
Joonas Korpi	18	1,049	8	8	1	0	58	564	506	3.32	.897	0	0	0
<b>TOTALS</b>	<b>82</b>	<b>4,961</b>	<b>45</b>	<b>30</b>	<b>7</b>	<b>5</b>	<b>216</b>	<b>2,557</b>	<b>2,341</b>	<b>2.61</b>	<b>.916</b>	<b>3</b>	<b>3</b>	<b>0</b>

+Traded Player \* Rookie

## 2017-18 SEASON NOTES

- ★ Completed their 17th season in the National Hockey League with a 45-30-7 record (97 pts.), finishing fourth in the Metropolitan Division, seventh in the Eastern Conference and 14th overall in the NHL. The season marked the then second-best regular season in club history after 2016-17's 50-24-8 (108 pts.) campaign.
- ★ The club qualified for the Stanley Cup Playoffs in consecutive seasons for the first time in franchise history. It also marked the second-straight season the Jackets were eliminated by the eventual Cup champion, after falling to Washington in six contests in the Eastern Conference Quarterfinals.
- ★ The Jackets posted a 26-12-3 record (55 pts.) at Nationwide Arena, scoring 118 goals (2.88 per game) and allowing 98 (2.39 per game) in 41 games. CBJ tied the franchise record for the longest home winning streak by winning eight in a row from Feb. 24-Mar. 22 (8, Nov. 29, 2016-Jan. 3, 2017).
- ★ The Blue Jackets posted a 19-18-4 record (42 pts.) on the road, scoring 124 goals (3.02 per game) and allowing 132 (3.22 per game) in 41 contests. The club won a season-best six consecutive road games from Mar. 4-29.
- ★ Columbus scored 236 goals in 82 games to average 2.88 goals per game during the season (17th in NHL) and allowed 226 goals in 82 games to average 2.76 goals-against per game (ninth-T in NHL).
- ★ The team converted 39-of-227 power play opportunities (17.2 percent), which ranked 25th in the NHL. The Blue Jackets successfully killed off 163-of-214 opponent power plays (76.2 percent), which ranked 26th-T in the league.
- ★ The club led the NHL in overtime and shootout games and wins, finishing 9-3 in games decided by overtime and 15-3-4 including shootouts.
- ★ Left wing Artemi Panarin led the team and ranked fifth among NHL left wings in scoring with 27-55-82 in 81 games. He set new single-season club records in assists and points, surpassing Ray Whitney's 52 helpers recorded in 2002-03 and Rick Nash's 79 points registered in 2008-09.
- ★ Goaltender Sergei Bobrovsky finished the campaign with a 37-22-6 record, 2.42 GAA, .921 SV% and five shutouts in 65 games to rank second in the league in minutes played (3,912), fourth-T in shutouts, fifth in wins and seventh in GAA and SV%.
- ★ Seth Jones was among the NHL's top defensemen, finishing fourth in the Norris Trophy voting and was named to the NHL's Second All-Star Team as he racked up career highs with 16-41-57 in 78 games. He set single-season club records for goals (tied with Werenski) and points as he finished fourth-T among NHL blueliners in goals and 10th-T in points.
- ★ Defenseman Zach Werenski made his NHL All-Star Game debut and tallied 16-21-37 in 77 games to share the club record for goals by a defenseman with Jones.
- ★ Center Pierre-Luc Dubois made his NHL debut and put together one of the best rookie campaigns in Blue Jackets history with 20-28-48 in 82 games, setting CBJ rookie records in goals, points and games played.





GM	DATE	OPPONENT	RESULT	RECORD	SCORE	CBJ GOAL SCORERS	GWG	PP	PK	SF-SA	W/L GOALIE	ATTN
1.	10/6	NYI	W	01-00-00	5-0	22,13,27,8p,18	Milano	1-2	1-1	37-29	Bobrovsky/Greiss	18,595+
2.	10/7	at CHI	L	01-01-00	1-5	22	Saad	0-2	1-2	33-29	Crawford/Korpisalo	21,264
3.	10/10	at CAR	OTW	02-01-00	2-1	22,22	Milano	0-3	3-3	27-38	Bobrovsky/Darling	7,892
4.	10/13	NYR	W	03-01-00	3-1	3,9,45	Panarin	0-3	4-4	43-38	Bobrovsky/Lundqvist	15,342
5.	10/14	at MIN	OTW	04-01-00	5-4	8,58,13,77,10	Wennberg	0-3	1-3	35-21	Bobrovsky/Dubnyk	19,064
6.	10/17	at WPG	W	05-01-00	5-2	13,71,7,45,8	Johnson	0-3	1-1	39-26	Korpisalo/Mason	15,321
7.	10/19	TBL	L	05-02-00	0-2	-	Sergachev	0-3	2-2	43-21	Vasilevskiy/Bobrovsky	13,155
8.	10/21	LAK	L	05-03-00	4-6	71p,28,11,22	Kopitar	1-3	2-2	36-32	Quick/Bobrovsky	15,329
9.	10/25	BUF	W	06-03-00	5-1	28p,3,71,11,77	Jones	1-2	1-1	38-35	Bobrovsky/Johnson	14,383
10.	10/27	WPG	OTW	07-03-00	2-1	13,77	Anderson	0-4	6-6	37-30	Bobrovsky/Mason	14,224
11.	10/28	at STL	L	07-04-00	1-4	11	Upshall	0-2	3-3	37-42	Allen/Korpisalo	17,834
12.	10/30	BOS	SOW	08-04-00	4-3	58,38,64	Panarin	0-5	2-4	32-30	Bobrovsky/Rask	13,396
13.	11/2	at FLA	W	09-04-00	7-3	77,77,37,28p,28,64,38p	Bjorkstrand	2-4	1-1	40-34	Bobrovsky/Reimer	9,311
14.	11/4	at TBL	SOL	09-04-01	4-5	3,8,37,17	Stamkos	0-4	2-3	34-36	Vasilevskiy/Bobrovsky	19,092
15.	11/6	at NYR	L	09-05-01	3-5	9,77,28	Buchnevich	0-1	2-5	25-26	Lundqvist/Bobrovsky	17,348
16.	11/7	NSH	L	09-06-01	1-3	18	Jarnkrok	0-4	4-4	36-29	Rinne/Korpisalo	14,996
17.	11/10	CAR	L	09-07-01	1-3	17	Staal	0-2	1-1	26-29	Ward/Bobrovsky	16,049
18.	11/11	at DET	SOW	10-07-01	2-1	9	Johnson	0-2	0-0	32-33	Bobrovsky/Howard	19,515
19.	11/14	at MTL	OTW	11-07-01	2-1	77,8	Werenski	0-2	2-2	25-29	Bobrovsky/Lindgren	21,302
20.	11/17	NYR	W	12-07-01	2-0	8,9p	Werenski	1-3	3-3	42-36	Bobrovsky/Lundqvist	17,093
21.	11/20	at BUF	W	13-07-01	3-2	18,9,38	Jenner	0-1	3-3	29-32	Bobrovsky/Lehner	16,551
22.	11/22	CGY	OTW	14-07-01	1-0	77	Anderson	0-2	1-1	41-22	Bobrovsky/Smith	16,290
23.	11/24	OTT	W	15-07-01	5-2	13,65,13,71,64	Atkinson	0-2	3-3	32-26	Bobrovsky/Anderson	17,084
24.	11/27	at MTL	L	15-08-01	1-3	18	Drouin	0-5	2-3	38-28	Price/Bobrovsky	21,302
25.	11/28	CAR	SOW	16-08-01	3-2	77,8	Atkinson	0-1	1-1	38-31	Korpisalo/Darling	13,947
26.	12/1	ANA	W	17-08-01	4-2	17,9p,77,71	Anderson	1-7	4-4	31-27	Korpisalo/Gibson	16,206
27.	12/2	at WSH	L	17-09-01	3-4	9,11s,8	Kuznetsov	0-0	1-2	35-23	Holtby/Bobrovsky	18,506
28.	12/5	NJD	L	17-10-01	1-4	71	Hall	0-6	1-1	42-36	Schneider/Bobrovsky	14,282
29.	12/8	at NJD	W	18-10-01	5-3	18,45,4,10p,8	Wennberg	1-2	4-4	28-24	Bobrovsky/Schneider	16,514
30.	12/9	ARI	W	19-10-01	1-0	77	Anderson	0-2	4-4	34-35	Bobrovsky/Raanta	17,785
31.	12/12	EDM	L	19-11-01	2-7	28,7	Benning	0-2	2-4	29-38	Brossoit/Bobrovsky	14,767
32.	12/14	NYI	W	20-11-01	6-4	8,65,18p,3,71,77	Foligno	1-2	3-4	35-25	Bobrovsky/Greiss	15,696
33.	12/16	at CAR	L	20-12-01	1-2	10	Hanifin	0-4	2-2	36-24	Darling/Bobrovsky	11,357
34.	12/18	at BOS	L	20-13-01	2-7	77,3p	McAvoy	1-5	2-4	18-45	Rask/Bobrovsky	17,565
35.	12/20	TOR	W	21-13-01	4-2	45,3,18p,10	Dubois	1-2	1-1	37-41	Korpisalo/McElhinney	17,708
36.	12/21	at PIT	SOL	21-13-02	2-3	18,9p	Letang	1-4	3-5	32-41	Murray/Bobrovsky	18,625
37.	12/23	PHI	SOW	22-13-02	2-1	3p	Dubois	1-3	3-3	36-31	Bobrovsky/Elliott	17,812
38.	12/27	at PIT	SOL	22-13-03	4-5	22,38,9,9	Malkin	0-3	2-4	33-37	Murray/Bobrovsky	18,652
39.	12/29	at OTT	L	22-14-03	4-5	22,77,22,8p	Ryan	1-5	1-1	25-28	Condon/Bobrovsky	17,031
40.	12/31	TBL	L	22-15-03	0-5	-	Johnson	0-4	4-5	21-35	Vasilevskiy/Korpisalo	18,878+
41.	1/2	at DAL	W	23-15-03	2-1	28,28	Bjorkstrand	0-1	0-0	26-22	Bobrovsky/Bishop	17,235
42.	1/4	at COL	L	23-16-03	0-2	-	Rantanen	0-3	2-3	34-32	Bernier/Bobrovsky	13,763
43.	1/7	FLA	SOW	24-16-03	3-2	71p,18p	Anderson	2-4	2-3	48-44	Bobrovsky/Reimer	16,535
44.	1/8	at TOR	OTW	25-16-03	3-2	71,18,9	Panarin	0-3	1-2	33-37	Bobrovsky/Andersen	18,933
45.	1/11	at BUF	L	25-17-03	1-3	9p	Okposo	1-1	0-0	45-29	Ullmark/Bobrovsky	18,071
46.	1/12	VAN	L	25-18-03	2-5	3p,11	Gaunce	1-2	1-3	29-29	Markstrom/Bobrovsky	16,705
47.	1/18	DAL	SOW	26-18-03	2-1	14	Panarin	0-2	4-4	26-36	Korpisalo/Bishop	17,574
48.	1/23	at VGK	L	26-19-03	3-6	65,77,11	Neal	0-3	1-3	32-38	Fleury/Bobrovsky	18,231
49.	1/25	at ARI	W	27-19-03	2-1	10p,13	Atkinson	1-1	0-1	27-39	Bobrovsky/Raanta	12,281
50.	1/30	MIN	SOL	27-19-04	2-3	58,9p	Parise	1-3	1-2	30-43	Dubnyk/Bobrovsky	17,734
51.	2/2	SJS	L	27-20-04	1-3	38	Labanc	0-1	1-3	29-28	Jones/Bobrovsky	16,867
52.	2/3	at NYI	L	27-21-04	3-4	77p,13,71	Nelson	1-3	1-2	49-38	Halak/Korpisalo	13,597
53.	2/6	WSH	L	27-22-04	2-3	58,17	Backstrom	0-3	0-1	39-25	Holtby/Bobrovsky	16,419
54.	2/9	at WSH	L	27-23-04	2-4	18,9	Beagle	0-3	3-4	37-17	Holtby/Bobrovsky	18,506
55.	2/10	NJD	W	28-23-04	6-1	18,9,77,28,71,11p	Panarin	1-5	1-1	50-35	Bobrovsky/Kinkaid	18,510+
56.	2/13	at NYI	W	29-23-04	4-1	28p,18p,17,13	Dubois	2-4	2-3	51-30	Bobrovsky/Halak	10,232
57.	2/14	at TOR	L	29-24-04	3-6	71,71,7	Marnier	0-2	3-3	57-28	Andersen/Korpisalo	18,890
58.	2/16	PHI	OTL	29-24-05	1-2	13	Couturier	0-0	1-1	36-25	Neuvirth/Bobrovsky	17,364
59.	2/18	PIT	L	29-25-05	2-5	9,10	Sheahan	0-2	0-0	37-23	Jarry/Bobrovsky	19,100+
60.	2/20	at NJD	W	30-25-05	2-1	38,4	Harrington	0-3	2-2	19-31	Bobrovsky/Kinkaid	14,024
61.	2/22	at PHI	L	30-26-05	1-2	9	Patrick	0-2	4-5	20-20	Mrazek/Bobrovsky	19,727
62.	2/24	CHI	W	31-26-05	3-2	13p,18,77	Anderson	1-1	3-3	29-33	Bobrovsky/Forsberg	18,792+
63.	2/26	WSH	W	32-26-05	5-1	9p,22,55,3p,13s	Milano	2-4	2-3	35-26	Bobrovsky/Holtby	17,386
64.	3/1	at LAK	L	32-27-05	2-5	13,3	Pearson	0-3	1-2	32-34	Quick/Korpisalo	18,230
65.	3/2	at ANA	L	32-28-05	2-4	22,8	Manson	0-4	2-2	36-35	Gibson/Bobrovsky	16,447
66.	3/4	at SJS	W	33-28-05	4-2	71,22,9,9	Panarin	0-2	4-4	28-35	Bobrovsky/Jones	17,211
67.	3/6	VGK	W	34-28-05	4-1	9,8,23,18	Werenski	0-2	2-2	21-38	Korpisalo/Fleury	17,402
68.	3/8	COL	OTW	35-28-05	5-4	38,26,8p,26,3	Jones	1-5	2-3	44-27	Korpisalo/Varlamov	15,236
69.	3/9	DET	W	36-28-05	3-2	11s,3,3	Jones	0-2	2-2	36-24	Bobrovsky/Correia	17,284
70.	3/12	MTL	W	37-28-05	5-2	71,10p,3p,38,23	Jones	2-3	2-2	25-40	Bobrovsky/Lindgren	15,864
71.	3/15	at PHI	W	38-28-05	5-3	28,38,13,13,13	Atkinson	0-1	2-3	29-30	Bobrovsky/Mrazek	19,354
72.	3/17	OTT	W	39-28-05	2-1	38,65p	Nutivaara	1-2	1-1	35-24	Bobrovsky/Condon	17,612
73.	3/19	at BOS	OTW	40-28-05	5-4	38,22,26,9,13	Atkinson	0-2	3-4	25-38	Korpisalo/Rask	17,565
74.	3/20	at NYR	W	41-28-05	5-3	10,9,65,9,9	Panarin	0-2	2-4	31-32	Bobrovsky/Lundqvist	17,194
75.	3/22	FLA	W	42-28-05	4-0	13,22,3,26	Atkinson	1-3	4-4	33-33	Bobrovsky/Luongo	16,919
76.	3/24	STL	L	42-29-05	1-2	13	Tarasenko	0-3	2-2	34-28	Allen/Bobrovsky	19,080+
77.	3/27	at EDM	W	43-29-05	7-3	26,9,26,38,13,26,65	Jenner	0-3	2-3	27-25	Bobrovsky/Talbot	18,347
78.	3/29	at CGY	W	44-29-05	5-1	37,18,18,65,18p	Dubois	1-3	2-2	28-38	Bobrovsky/Gillies	18,967
79.	3/31	at VAN	OTL	44-29-06	4-5	3p,18p,8,13	Edler	2-3	1-1	30-29	Demko/Korpisalo	18,865
80.	4/3	DET	OTW	45-29-06	5-4	13p,13p,22,9p,18	Dubois	3-5	1-3	41-27	Bobrovsky/Howard	18,477+
81.	4/5	PIT	OTL	45-29-07	4-5	8,11,33p,13	Kessel	1-3	1-3	30-43	Murray/Bobrovsky	19,158+
82.	4/7	at NSH	L	45-30-07	2-4	77,17s	Forsberg	0-1	3-5	31-27	Rinne/Korpisalo	17,594

+ Home Sellout



# 2016-17 FINAL STATS

**GENERAL MANAGER:** Jarmo Kekalainen | **HEAD COACH:** John Tortorella | **CAPTAIN:** Nick Foligno

PLAYER	POS	GP	TOI	G	A	PTS	+/-	PIM	PP	SH	GW	OT	S	S%
Cam Atkinson	R	82	18:05	35	27	62	13	22	10	3	9	3	240	14.6
Alexander Wennberg	C	80	18:22	13	46	59	9	21	2	0	5	0	109	11.9
Brandon Saad	L	82	17:01	24	29	53	23	8	1	0	4	0	210	11.4
Nick Foligno	L	79	18:25	26	25	51	-4	55	11	0	5	1	185	14.1
Sam Gagner	C	81	13:42	18	32	50	10	22	8	0	1	0	178	10.1
Zach Werenski *	D	78	20:54	11	36	47	17	14	4	0	1	1	188	5.9
Seth Jones	D	75	23:24	12	30	42	6	24	1	0	3	3	152	7.9
Brandon Dubinsky	C	80	17:53	12	29	41	16	91	1	1	5	1	115	10.4
Scott Hartnell	L	78	12:03	13	24	37	14	63	2	0	1	0	104	12.5
Boone Jenner	C	82	16:03	18	16	34	14	52	0	2	4	0	211	8.5
Josh Anderson	R	78	12:01	17	12	29	12	89	0	0	3	0	119	14.3
William Karlsson	C	81	13:23	6	19	25	10	10	1	0	3	0	96	6.3
David Savard	D	74	21:50	6	17	23	33	44	0	0	0	0	135	4.4
Jack Johnson	D	82	21:49	5	18	23	23	32	1	0	1	0	116	4.3
Lauri Korpikoski	L	DAL	60	13:01	8	12	20	5	10	0	0	0	104	7.7
		CBJ	9	8:14	0	0	0	0	0	0	0	0	4	0.0
		TOT	69	12:24	8	12	20	5	10	0	0	0	108	7.4
Matt Calvert	LW	65	13:20	10	5	15	-4	48	0	3	1	0	92	10.9
Kyle Quincey	D	NJD	53	18:38	4	8	12	4	39	0	0	0	61	6.6
		CBJ	20	15:55	2	1	3	0	12	0	0	0	18	11.1
		TOT	73	17:53	6	9	15	4	51	0	0	0	79	7.6
Lukas Sedlak *	C	62	9:43	7	6	13	10	25	0	1	0	0	57	12.3
Oliver Bjorkstrand *	RW	26	14:05	6	7	13	4	6	0	0	2	0	55	10.9
Ryan Murray	D	60	18:19	2	9	11	3	24	0	0	0	0	52	3.8
Markus Nutivaara *	D	66	13:12	2	5	7	7	6	0	0	0	0	66	3.0
Scott Harrington	D	22	13:00	1	2	3	3	10	0	0	0	0	16	6.3
Dalton Prout +	D	15	13:03	0	3	3	4	14	0	0	0	0	6	0.0
Markus Hannikainen *	L	10	9:07	1	1	2	0	6	0	0	0	0	8	12.5
Gabriel Carlsson *	D	2	17:07	0	1	1	-2	0	0	0	0	0	3	0.0
Sonny Milano *	L	4	11:41	0	0	0	-3	0	0	0	0	0	2	0.0
TJ Tynan *	C	3	7:29	0	0	0	-1	0	0	0	0	0	3	0.0
<b>TOTALS</b>		<b>82</b>		<b>247</b>	<b>400</b>	<b>647</b>	<b>217</b>	<b>698</b>	<b>42</b>	<b>10</b>	<b>48</b>	<b>9</b>	<b>2,540</b>	<b>9.7</b>

GOALTENDERS	GP	MIN	W	L	OT	SO	GA	SA	SV	GAA	SV%	A	PTS	PIM
Sergei Bobrovsky	63	3,707	41	17	5	7	127	1,854	1,727	2.06	.931	0	0	8
Joonas Korpinen	14	791	7	5	1	1	38	401	363	2.88	.905	0	0	0
Curtis McElhinney +	7	376	2	1	2	0	15	198	183	2.39	.924	0	0	0
Anton Forsberg *	1	59	0	1	0	0	4	27	23	4.10	.852	0	0	0
<b>TOTALS</b>	<b>82</b>	<b>4,932</b>	<b>50</b>	<b>24</b>	<b>8</b>	<b>8</b>	<b>184</b>	<b>2,480</b>	<b>2,296</b>	<b>2.24</b>	<b>.926</b>	<b>0</b>	<b>0</b>	<b>8</b>

+Traded Player \* Rookie

## 2016-17 SEASON NOTES

- ★ Completed their 16th season in the National Hockey League with a 50-24-8 record (108 pts.), finishing third in the Metropolitan Division, third in the Eastern Conference and fourth in the NHL. Columbus established franchise records in both wins and points, surpassing the previous record of 43-32-7 (93 points) in 2013-14.
- ★ The Jackets posted a 28-12-1 record (57 pts.) at Nationwide Arena, scoring 129 goals (3.15 per game) and allowing 87 (2.12 per game) in 41 games. They set club records for wins and points at home, surpassing the previous best of 25-13-3 (53 points) in 2008-09.
- ★ The Blue Jackets posted a 22-12-7 record (51 pts.) on the road, scoring 118 goals (2.88 per game) and allowing 106 (2.59 per game) in 41 contests. The 51 points set a new franchise record for a single season (2014-15; 23-15-3).
- ★ Columbus scored 247 goals in 82 games to average 3.01 goals per game this season (sixth in NHL) and allowed 193 goals in 82 games to average 2.35 goals-against per game (second in NHL). The 247 goals set a new club record, surpassing the 227 goals scored in 2014-15.
- ★ The team converted 42-of-211 power play opportunities (19.9 percent), which ranked 12th in the NHL. The Blue Jackets successfully killed off 184-of-223 opponent power plays (82.5 percent), which ranked ninth-T in the league.
- ★ The Jackets set franchise records for the longest overall win and point streaks, home win streak and road win (tied) and point streaks during the campaign. The club posted the second-longest win streak in NHL history (Pittsburgh, 17-straight wins from Mar. 9-Apr. 10, 1993) with 16-straight victories from Nov. 29-Jan. 3 and earned points in 18-straight games from Nov. 25-Jan. 3 (17-0-1).
- ★ The Blue Jackets were well represented at the NHL end-of-year awards show in Vegas. Head Coach John Tortorella captured his second career Jack Adams Trophy (best coach), goaltender Sergei Bobrovsky earned his second career Vezina Trophy (best goaltender) and was a finalist for the Hart Trophy (MVP) and captain Nick Foligno became the first player in NHL history to win the Mark Messier Leadership Award and King Clancy Memorial Trophy in the same season. Defenseman Zach Werenski was also a finalist for the Calder Trophy (best first year player).
- ★ Bobrovsky led the NHL in goals-against average (2.06) and save percentage (.931) and finished third in wins (41) and shutouts (tied, seven) while finishing with a 41-18-5 record on the campaign.
- ★ Werenski finished third in the Calder Memorial Trophy voting after setting club rookie records in assists and points with 11-36-47 and 12 multi-point outings in 78 games.
- ★ Right wing Cam Atkinson led the team in goals and points and ranked eighth-T in the NHL in goals with 35-27-62 in 82 games. He set the franchise record with nine game-winning goals.
- ★ Center Alexander Wennberg set career highs and finished 15th-T in the NHL in the assists with 13-46-59 in 80 contests.





GM	DATE	OPPONENT	RESULT	RECORD	SCORE	CBJ GOAL SCORERS	GWG	PP	PK	SF-SA	W/L GOALIE	ATTN
1.	10/13	BOS	L	00-01-00	3-6	10,13p,3	Marchand	1-3	2-2	31-37	Rask/Bobrovsky	18,144+
2.	10/15	SJS	L	00-02-00	2-3	8p,34	Marleau	1-2	4-5	28-38	Jones/Bobrovsky	16,546
3.	10/21	CHI	W	01-02-00	3-2	8p,71p,25	Karlsson	2-2	4-4	28-34	Bobrovsky/Crawford	15,789
4.	10/22	at DAL	W	02-02-00	3-0	34,43,11	Anderson	0-2	5-5	26-32	Bobrovsky/Lehtonen	18,532
5.	10/25	at LAK	OTL	02-02-01	2-3	20,13p	Martinez	1-1	1-1	21-30	Budaj/Bobrovsky	18,230
6.	10/27	at SJS	L	02-03-01	1-3	43	Hertl	0-3	0-2	25-29	Jones/Bobrovsky	17,229
7.	10/28	at ANA	W	03-03-01	4-0	89,20,20,89p	Gagner	1-5	4-4	37-35	Bobrovsky/Gibson	15,841
8.	11/1	DAL	OTW	04-03-01	3-2	71,89p,3	Jones	1-2	4-4	28-38	Bobrovsky/Niemi	10,141
9.	11/4	MTL	W	05-03-01	10-0	13p,3,58,13p,71p,43p,71,34,43,34	Atkinson	4-5	1-1	40-30	Bobrovsky/Montoya	14,436
10.	11/5	at STL	OTL	05-03-02	1-2	34	Tarasenko	0-3	4-4	21-30	Hutton/McElhinney	18,245
11.	11/9	ANA	OTW	06-03-02	3-2	38,20,8	Werenski	0-3	3-3	18-32	Bobrovsky/Gibson	10,250
12.	11/10	at BOS	L	06-04-02	2-5	71,89	Czarnik	0-3	2-2	17-32	Rask/Bobrovsky	17,565
13.	11/12	STL	W	07-04-02	8-4	89,71,10,89,17,65,25,8p	Dubinsky	1-2	1-5	30-37	Bobrovsky/Hutton	15,788
14.	11/15	WSH	OTW	08-04-02	2-1	8,13	Atkinson	0-3	2-2	27-22	Bobrovsky/Grubauer	11,738
15.	11/18	NYR	W	09-04-02	4-2	25,89,11s,38	Calvert	0-2	2-2	24-27	Bobrovsky/Lundqvist	14,541
16.	11/20	at WSH	W	10-04-02	3-2	71p,17,10p	Wennberg	2-3	0-1	23-21	Bobrovsky/Holby	18,506
17.	11/21	COL	OTL	10-04-03	2-3	13,13	Duchene	0-1	1-1	42-27	Varlamov/McElhinney	10,063
18.	11/23	CGY	L	10-05-03	0-2	-	Brouwer	0-4	2-3	34-20	Johnson/Bobrovsky	13,140
19.	11/25	at TBL	W	11-05-03	5-3	10,71p,34,20,13s	Saad	1-2	1-1	38-28	Bobrovsky/Bishop	19,092
20.	11/26	at FLA	SOL	11-05-04	1-2	20	Barkov	0-2	2-2	37-23	Luongo/Bobrovsky	13,573
21.	11/29	TBL	W	12-05-04	5-1	25,10,34,43,89	Wennberg	0-1	1-1	38-27	Bobrovsky/Vasilevskiy	10,366
22.	12/1	at COL	W	13-05-04	3-2	20,71,38	Jenner	0-4	2-3	37-20	Bobrovsky/Varlamov	12,141
23.	12/3	at ARI	SOW	14-05-04	3-2	38,10	Atkinson	0-5	4-5	60-34	McElhinney/Smith	11,287
24.	12/5	ARI	W	15-05-04	4-1	89p,71p,89,8	Foligno	2-6	0-1	34-18	Bobrovsky/Domingue	11,091
25.	12/9	at DET	W	16-05-04	4-1	13s,17,45,89	Dubinsky	0-0	2-3	25-33	Bobrovsky/Mrazek	20,027
26.	12/10	NYI	W	17-05-04	6-2	7p,13,34,20,45,3	Anderson	1-4	3-3	39-30	Bobrovsky/Halak	16,928
27.	12/13	at EDM	W	18-05-04	3-1	89p,13p,11	Atkinson	2-5	4-4	31-34	Bobrovsky/Talbot	18,347
28.	12/16	at CGY	W	19-05-04	4-1	38,20,89p,11s	Saad	1-3	4-5	29-23	Bobrovsky/Johnson	18,045
29.	12/18	at VAN	OTW	20-05-04	4-3	13p,20p,20,3	Jones	2-2	3-4	25-17	Bobrovsky/Miller	18,113
30.	12/20	LAK	SOW	21-05-04	3-2	13,13	Gagner	0-2	1-2	27-46	McElhinney/Budaj	16,568
31.	12/22	PIT	W	22-05-04	7-1	13p,25,43,43,20,38,43	Karlsson	1-4	3-3	28-26	Bobrovsky/Murray	19,115+
32.	12/23	MTL	W	23-05-04	2-1	89p,20	Saad	1-4	2-2	24-37	Bobrovsky/Montoya	18,147+
33.	12/27	BOS	W	24-05-04	4-3	43,3,11,71p	Foligno	1-3	3-3	22-40	Bobrovsky/Rask	19,005+
34.	12/29	at WPG	W	25-05-04	5-3	20,71p,10,10p,45	Wennberg	2-4	2-4	35-34	Bobrovsky/Hutchinson	15,294
35.	12/31	at MIN	W	26-05-04	4-2	13,7,13,3	Atkinson	0-2	2-3	25-31	Bobrovsky/Dubnyk	19,307
36.	1/3	EDM	W	27-05-04	3-1	13p,25p,71	Karlsson	2-4	3-3	35-22	Bobrovsky/Talbot	17,169
37.	1/5	at WSH	L	27-06-04	0-5	-	Winnik	0-5	4-4	29-27	Holby/Bobrovsky	18,506
38.	1/7	NYR	L	27-07-04	4-5	65,13p,43,45	Grabner	1-3	1-2	37-34	Lundqvist/McElhinney	19,001+
39.	1/8	PHI	OTW	28-07-04	2-1	58,71	Foligno	0-2	1-1	25-26	Bobrovsky/Mason	17,962
40.	1/10	at CAR	L	28-08-04	3-5	13,34,20	Staal	0-4	2-2	27-28	Ward/Forsberg	9,351
41.	1/13	at TBL	W	29-08-04	3-1	34,71p,38s	Foligno	1-4	3-3	31-32	Korpisalo/Vasilevskiy	19,092
42.	1/14	at FLA	L	29-09-04	3-4	43p,13,38	Jagr	1-3	3-3	33-32	Reimer/Korpisalo	14,795
43.	1/17	CAR	W	30-09-04	4-1	38,17,17,45	Dubinsky	0-4	2-2	36-25	Bobrovsky/Ward	14,724
44.	1/19	OTT	L	30-10-04	0-2	-	Turris	0-3	4-4	42-28	Condon/Bobrovsky	15,823
45.	1/21	CAR	W	31-10-04	3-2	33,43,43	Hartnell	0-2	5-6	20-37	Bobrovsky/Leighton	19,033+
46.	1/22	at OTT	OTW	32-10-04	7-6	71p,54,8p,45,11,13,13	Atkinson	2-4	2-3	29-34	Korpisalo/Condon	16,702
47.	1/24	at NYI	L	32-11-04	2-4	71,13	Nelson	0-0	1-1	23-29	Greiss/Bobrovsky	11,419
48.	1/26	at NSH	L	32-12-04	3-4	20,8,27	Smith	0-2	2-3	33-32	Rinne/Bobrovsky	17,113
49.	1/31	at NYR	W	33-12-04	6-4	3,20,10,3,71,11	Foligno	0-0	1-1	26-37	Korpisalo/Raanta	18,006
50.	2/3	at PIT	OTL	33-12-05	3-4	17,10,13	Kessel	0-0	0-1	31-33	Murray/Bobrovsky	18,649
51.	2/4	NJD	L	33-13-05	1-5	11s	Josefson	0-2	1-2	32-30	Schneider/Bobrovsky	18,566+
52.	2/7	at DET	OTW	34-13-05	3-2	17,13,3	Jones	0-2	1-2	27-26	Bobrovsky/Mrazek	20,027
53.	2/9	VAN	L	34-14-05	0-3	-	D. Sedin	0-2	1-2	33-24	Miller/Bobrovsky	13,979
54.	2/11	DET	W	35-14-05	2-1	38,13	Atkinson	0-2	3-4	39-36	Bobrovsky/Mrazek	19,143+
55.	2/13	NYR	L	35-15-05	2-3	17,71	Vesey	0-4	5-5	32-23	Raanta/Bobrovsky	14,378
56.	2/15	TOR	W	36-15-05	5-2	34,38,28,71p,11	Bjorkstrand	1-4	2-2	35-33	Korpisalo/McElhinney	14,548
57.	2/17	PIT	OTW	37-15-05	2-1	27,17	Dubinsky	0-3	1-1	39-39	Bobrovsky/Murray	19,188+
58.	2/19	NSH	L	37-16-05	3-4	20,28,8	Ekhholm	0-1	0-0	38-32	Saros/Bobrovsky	17,894
59.	2/25	NYI	W	38-16-05	7-0	7,38,71,34,34,71,58	Johnson	0-2	0-0	45-24	Korpisalo/Greiss	18,183+
60.	2/26	at NYR	W	39-16-05	5-2	10,13p,10,13,34	Wennberg	1-2	2-2	26-30	Bobrovsky/Lundqvist	18,006
61.	2/28	at MTL	OTL	39-16-06	0-1	-	Galchenyuk	0-2	3-4	26-30	Price/Bobrovsky	21,288
62.	3/2	MIN	W	40-16-06	1-0	20	Saad	0-4	4-4	40-38	Bobrovsky/Dubnyk	15,987
63.	3/4	at OTT	L	40-17-06	2-3	20,89p	Smith	1-4	1-1	27-27	Anderson/Korpisalo	17,516
64.	3/5	at NJD	W	41-17-06	3-0	38,28,89	Jenner	0-1	3-3	22-20	Bobrovsky/Schneider	14,054
65.	3/7	NJD	W	42-17-06	2-0	28,13	Bjorkstrand	0-2	1-1	25-33	Bobrovsky/Kinkaid	15,947
66.	3/10	BUF	W	43-17-06	4-3	58,71p,89p,38	Jenner	2-3	1-1	39-32	Bobrovsky/Lehner	17,530
67.	3/11	at BUF	L	43-18-06	3-5	58,71,28	Kane	0-3	3-5	36-31	Lehner/Korpisalo	18,744
68.	3/13	at PHI	W	44-18-06	5-3	89,13,8,17p,13	Dubinsky	1-2	7-8	29-26	Bobrovsky/Mason	19,447
69.	3/16	FLA	W	45-18-06	2-1	8,34	Anderson	0-3	2-2	34-34	Bobrovsky/Reimer	14,921
70.	3/18	at NYI	OTW*	46-18-06	3-2	28,34,13	Atkinson	0-0	1-1	38-22	Korpisalo/Greiss	14,007
71.	3/19	at NJD	W	47-18-06	4-1	45s,38s,17,38	Jenner	0-1	2-3	27-36	Bobrovsky/Schneider	14,254
72.	3/22	TOR	L	47-19-06	2-5	58,20	Nylander	0-1	2-3	34-32	Andersen/Korpisalo	16,106
73.	3/23	at WSH	SOL	47-19-07	1-2	3	Oshie	0-2	3-3	30-45	Holby/Bobrovsky	18,506
74.	3/25	PHI	W	48-19-07	1-0	10	Wennberg	0-2	3-3	21-36	Bobrovsky/Mason	19,052+
75.	3/28	BUF	W	49-19-07	3-1	26,13,20	Atkinson	0-3	1-2	29-42	Bobrovsky/Nilsson	14,533
76.	3/30	at CAR	OTL	49-19-08	1-2	7	Hanifin	0-1	2-2	24-31	Ward/Korpisalo	11,881
77.	3/31	at CHI	L	49-20-08	1-3	71	Hossa	0-4	2-3	33-24	Crawford/Bobrovsky	22,112
78.	4/2	WSH	L	49-21-08	2-3	7,26	Niskanen	0-2	2-2	37-30	Holby/Bobrovsky	18,247+
79.	4/4	at PIT	L	49-22-08	1-4	17s	Hornqvist	0-1	3-3	39-27	Murray/Bobrovsky	18,632
80.	4/6	WPG	L	49-23-08	4-5	71,20,20,38	Little	0-0	1-3	39-32	Comrie/Korpisalo	16,447
81.	4/8	at PHI	L	49-24-08	2-4	3p,38	Voracek	1-2	2-3	22-24	Mason/Bobrovsky	19,789
82.	4/9	at TOR	W	50-24-08	3-2	11, 34, 13s	Atkinson	0-2	4-4	32-32	Korpisalo/McElhinney	19,369

+ Home Sellout



# 2015-16 FINAL STATS

**GENERAL MANAGER:** Jarmo Kekalainen | **HEAD COACH:** Todd Richards / John Tortorella | **CAPTAIN:** Nick Foligno

PLAYER	POS	GP	TOI	G	A	PTS	+/-	PIM	PP	SH	GW	OT	S	S%
Cam Atkinson	R	81	17:47	27	26	53	-8	22	4	2	3	1	226	11.9
Brandon Saad	L	78	17:13	31	22	53	1	14	6	0	7	0	233	13.3
Scott Hartnell	L	79	15:35	23	26	49	-11	112	10	0	1	1	150	15.3
Boone Jenner	C	82	16:24	30	19	49	-15	77	9	1	3	0	225	13.3
Brandon Dubinsky	C	75	18:45	17	31	48	-16	71	5	0	3	0	158	10.8
Alexander Wennberg	C	69	15:51	8	32	40	-1	2	1	0	1	0	97	8.2
Nick Foligno	L	72	16:53	12	25	37	-14	53	0	0	2	0	149	8.1
Seth Jones	D	NSH	40	19:38	1	10	11	-5	10	0	0	0	74	1.4
		CBJ	41	24:27	2	18	20	-9	12	1	0	0	83	2.4
		TOT	81	22:04	3	28	31	-14	22	1	0	0	157	1.9
Ryan Johansen +	C	38	17:20	6	20	26	-4	25	1	0	0	0	88	6.8
David Savard	D	65	23:10	4	21	25	-7	45	1	0	0	0	122	3.3
Ryan Murray	D	82	22:50	4	21	25	-10	40	1	0	0	0	90	4.4
Matt Calvert	L	73	15:07	11	13	24	1	51	1	0	1	0	114	9.6
William Karlsson *	C	81	14:28	9	11	20	-9	6	0	0	1	0	108	8.3
Jack Johnson	D	60	24:10	6	8	14	-16	25	3	0	2	0	86	7.0
Gregory Campbell	C	82	10:33	3	8	11	-6	78	0	0	2	0	58	5.2
Dalton Prout	D	64	16:10	3	6	9	-6	102	0	0	0	0	69	4.3
Kerby Rychel *	L	32	9:30	2	7	9	5	15	0	0	0	0	32	6.3
Kevin Connauton +	D	27	15:35	1	7	8	10	21	0	0	0	0	44	2.3
Oliver Bjorkstrand *	R	12	15:58	4	4	8	6	0	0	0	1	0	25	16.0
Rene Bourque	R	49	10:26	3	5	8	-9	38	0	0	0	0	77	3.9
Cody Goloubeff	D	43	15:07	1	7	8	-3	20	0	0	0	0	40	2.5
David Clarkson	R	23	9:13	2	2	4	-8	23	0	0	1	0	24	8.3
Justin Falk	D	24	14:13	0	4	4	2	17	0	0	0	0	16	0.0
Josh Anderson *	R	12	10:41	1	3	4	0	2	0	0	0	0	11	9.1
Jared Boll	R	30	6:39	1	2	3	-3	61	0	0	0	0	11	9.1
Fedor Tyutin	D	61	17:35	1	2	3	-6	28	0	0	0	0	25	4.0
Andrew Bodnarchuk +	D	16	14:32	0	2	2	-6	8	0	0	0	0	5	0.0
Michael Chaput	C	8	8:59	1	1	2	3	5	0	0	0	0	10	10.0
Sonny Milano *	L	3	13:22	0	1	1	1	0	0	0	0	0	2	0.0
Michael Paliotta *	D	1	7:32	0	0	0	0	4	0	0	0	0	2	0.0
John Ramage *	D	1	14:09	0	0	0	-2	0	0	0	0	0	0	0.0
Dean Kukan *	D	8	17:21	0	0	0	9	0	0	0	0	0	3	0.0
Markus Hannikainen *	L	4	7:08	0	0	0	-2	0	0	0	0	0	3	0.0
<b>TOTALS</b>		<b>82</b>		<b>213</b>	<b>354</b>	<b>567</b>	<b>-133</b>	<b>959</b>	<b>44</b>	<b>3</b>	<b>28</b>	<b>2</b>	<b>2,386</b>	<b>8.9</b>

GOALTENDERS	GP	MIN	W	L	OT	SO	GA	SA	SV	GAA	SV%	A	PTS	PIM
Joonas Korpisalo *	31	1,803	16	11	4	0	78	969	891	2.60	.920	0	0	2
Sergei Bobrovsky	37	2,116	15	19	1	1	97	1,049	952	2.75	.908	2	2	2
Curtis McElhinney	18	835	2	7	3	0	46	417	371	3.30	.890	1	1	0
Anton Forsberg *	4	178	1	3	0	0	9	97	88	3.03	.907	0	0	0
<b>TOTALS</b>	<b>82</b>	<b>4,932</b>	<b>34</b>	<b>40</b>	<b>8</b>	<b>1</b>	<b>230</b>	<b>2,532</b>	<b>2,302</b>	<b>2.80</b>	<b>.909</b>	<b>3</b>	<b>3</b>	<b>4</b>

+Traded Player \* Rookie

## 2015-16 SEASON NOTES

- ★ Completed their 15th season in the National Hockey League with a 34-40-8 record (76 pts.), finishing eighth in the Metropolitan Division, 15th in the Eastern Conference, 27th in the NHL.
- ★ The Jackets posted a 18-17-6 record (42 pts.) at Nationwide Arena, scoring 115 goals (2.80 per game) and allowing 126 (3.07 per game) in 41 games.
- ★ The Blue Jackets posted a 16-23-2 record (34 pts.) on the road, scoring 98 goals (2.39 per game) and allowing 122 (2.97 per game) in 41 contests.
- ★ Columbus scored 213 goals in 82 games to average 2.60 goals per game this season (18th-T in NHL) and allowed 248 goals in 82 games to average 3.02 goals-against per game (29th in NHL).
- ★ The team converted 43-of-248 power play opportunities (17.3 percent), which ranked 21st in the NHL. The Blue Jackets successfully killed off 226-of-279 opponent power plays (81.0 percent), which ranked 19th in the league.
- ★ Columbus posted 2,145 hits (26.2 per game) and 1,260 blocked shots (15.4 per game), which were the eighth-highest in the league in each category.
- ★ John Tortorella was named head coach after Todd Richards was relieved of his duties on Oct. 21 and led the club to an 34-33-8 record. He became the 26th coach in league history to reach 1,000 games as a head coach in a 6-3 win over New Jersey on Mar. 19.
- ★ Left wing Brandon Saad led the Blue Jackets in goals, game-winners and points (tied) after recording 31-22-53 and seven game-winners in 78 outings in his first season with the club and made his NHL All-Star Game debut at Bridgestone Arena in Nashville.
- ★ Left wing/center Boone Jenner joined Saad as the first teammates in CBJ history to notch 30 goals in the same campaign after tallying career highs with 30-19-49 in 82 contests.
- ★ Right wing Cam Atkinson netted 20 goals for the third-straight season and tied for the team lead in scoring, finishing with 27-26-53 in 81 games.
- ★ Defenseman Seth Jones was acquired in a trade from Nashville on Jan. 6 and registered 2-18-20 in 41 games with Columbus.
- ★ Rookie goaltender Joonas Korpisalo led the club in wins, goals-against average (2.60) and save percentage (.920) with a 16-11-4 record in 31 games and finished third among NHL rookie netminders in wins and save percentage (tied) and fourth in games played, shots-against and saves.





GM	DATE	OPPONENT	RESULT	RECORD	SCORE	CBJ GOAL SCORERS	GWG	PP	PK	SF-SA	W/L GOALIE	ATTN
1.	10/9	NYR	L	00-01-00	2-4	13,20p	Hayes	1-5	2-2	33-25	Lundqvist/Bobrovsky	19,027+
2.	10/10	at NYR	L	00-02-00	2-5	19,38p	Moore	1-5	1-2	39-29	Lundqvist/Bobrovsky	18,006
3.	10/12	at BUF	L	00-03-00	2-4	20p,43p	Eichel	2-3	4-7	24-33	Johnson/Bobrovsky	18,075
4.	10/14	OTT	L	00-04-00	3-7	20p,38,17	Zibanejad	1-4	2-3	41-27	Anderson/Bobrovsky	13,803
5.	10/16	TOR	L	00-05-00	3-6	38,71,43p	Lupul	1-4	1-1	27-34	Reimer/Bobrovsky	13,885
6.	10/17	at CHI	L	00-06-00	1-4	7	Teravainen	0-2	3-5	23-30	Crawford/McElhinney	21,563
7.	10/20	NYI	L	00-07-00	0-4	-	Kulemin	0-6	1-1	37-29	Halak/McElhinney	14,295
8.	10/22	at MIN	L	00-08-00	2-3	41,17p	Vanek	1-2	1-2	29-23	Dubnyk/Bobrovsky	18,650
9.	10/24	at COL	W	01-08-00	4-3	38,38p,27,17	Dubinsky	1-5	5-6	36-34	Bobrovsky/Varlamov	18,007
10.	10/27	at NJD	W	02-08-00	3-1	38,13,43	Atkinson	0-3	3-4	14-24	Bobrovsky/Schneider	12,847
11.	10/30	at WSH	L	02-09-00	1-2	11	Oshie	0-3	2-2	30-28	Holtby/Bobrovsky	18,506
12.	10/31	WPG	L	02-10-00	2-3	20,43	Wheeler	0-5	2-3	21-27	Pavelec/Bobrovsky	12,860
13.	11/3	at SJS	W	03-10-00	5-2	20p,43,38,27,11	Jenner	1-2	4-4	24-43	Bobrovsky/Jones	15,491
14.	11/5	at LAK	W	04-10-00	3-2	13p,17,9	Campbell	1-4	3-4	25-33	Bobrovsky/Quick	18,230
15.	11/6	at ANA	L	04-11-00	2-4	43,43	Manson	0-2	2-3	36-34	Andersen/McElhinney	17,174
16.	11/10	VAN	L	04-12-00	3-5	38p,7p,13s	Sutter	2-3	3-3	45-30	Markstrom/Bobrovsky	14,148
17.	11/13	at PIT	W	05-12-00	2-1	43,20p	Saad	1-4	6-6	28-29	Bobrovsky/Fleury	18,610
18.	11/14	ARI	W	06-12-00	5-2	25,19p,38p,25,20	Jenner	2-4	5-5	21-29	Bobrovsky/Smith	13,702
19.	11/17	STL	W	07-12-00	3-1	29,20,20	Saad	0-4	2-2	38-20	Bobrovsky/Elliott	12,161
20.	11/19	at OTT	L	07-13-00	0-3	-	Karlsson	0-3	4-5	25-29	Anderson/McElhinney	16,925
21.	11/20	NSH	W	08-13-00	4-0	9,19,38,43	Campbell	0-1	3-3	18-39	Bobrovsky/Rinne	13,584
22.	11/22	SJS	L	08-14-00	3-5	19,38,13	Dillon	0-3	4-5	31-29	Stalock/Bobrovsky	13,397
23.	11/25	at NJD	W	09-14-00	2-1	25,11	Calvert	0-2	5-5	25-28	Bobrovsky/Schneider	13,567
24.	11/27	PIT	OTW	10-14-00	2-1	19,13	Atkinson	0-4	3-4	43-25	Bobrovsky/Fleury	18,205+
25.	11/28	at STL	L	10-15-00	1-3	19	Upshall	0-1	2-3	24-32	Allen/Bobrovsky	19,227
26.	12/1	at MTL	L	10-16-00	1-2	71	Pacioretty	0-1	3-4	23-26	Condon/Bobrovsky	21,288
27.	12/4	FLA	SOL	10-16-01	1-2	39	Barkov	0-4	2-2	32-32	Montoya/Bobrovsky	14,062
28.	12/5	at PHI	W	11-16-01	4-1	71,7,71,43p	Johnson	1-3	2-2	34-28	Bobrovsky/Mason	18,202
29.	12/8	LAK	OTL	11-16-02	2-3	43p,11	Martinez	1-2	3-3	23-41	Quick/McElhinney	15,633
30.	12/10	at WPG	L	11-17-02	4-6	38,43p,13,13	Perreault	1-4	2-3	29-35	Hellebuyck/McElhinney	15,294
31.	12/12	NYI	OTL	11-17-03	2-3	20,13	Okposo	0-0	2-3	30-19	Halak/McElhinney	12,342
32.	12/14	TBL	L	11-18-03	1-2	17	Boyle	0-2	2-2	26-29	Bishop/Korpisalo	12,494
33.	12/15	at DAL	L	11-19-03	1-5	43p	Goligoski	1-2	3-3	35-34	Lehtonen/Korpisalo	18,232
34.	12/17	at ARI	W	12-19-03	7-5	20,11,41,13,71,23,17	Clarkson	0-1	2-3	21-32	McElhinney/Dominique	11,120
35.	12/19	PHI	SOW	13-19-03	3-2	20,27p	Dubinsky	1-6	2-2	37-32	Korpisalo/Mason	14,030
36.	12/21	at PIT	L	13-20-03	2-5	41,38	Kessel	0-3	2-4	24-35	Murray/Korpisalo	18,602
37.	12/26	at TBL	L	13-21-03	2-5	18,43	Stamkos	0-3	5-8	32-25	Bishop/Korpisalo	19,092
38.	12/27	at FLA	L	13-22-03	2-3	20,13p	Barkov	1-4	6-6	17-32	Luongo/McElhinney	16,902
39.	12/29	DAL	W	14-22-03	6-3	38,4,11,20,43,18	Saad	0-2	3-3	33-43	McElhinney/Niemi	15,836
40.	1/2	WSH	SOW	15-22-03	5-4	7p,20,7p,20	Johansen	2-3	4-6	29-33	Forsberg/Holtby	17,170
41.	1/5	MIN	L	15-23-03	2-4	13,71	Parise	0-1	2-2	31-33	Dubnyk/Forsberg	12,411
42.	1/8	at CAR	L	15-24-03	1-4	17p	Lindholm	1-5	3-4	36-29	Ward/Forsberg	14,241
43.	1/9	CAR	OTL	15-24-04	3-4	13s,41,34	J. Staal	0-2	3-4	24-30	Ward/Korpisalo	16,532
44.	1/12	at NYI	L	15-25-04	2-5	25,58	Nelson	0-6	7-8	20-33	Greiss/Forsberg	13,115
45.	1/13	at TOR	W	16-25-04	3-1	38,41,17p	Wennberg	1-2	3-3	22-42	Korpisalo/Reimer	18,903
46.	1/16	COL	W	17-25-04	2-1	17,7	Johnson	0-3	3-3	21-30	Korpisalo/Pickard	17,776
47.	1/19	WSH	L	17-26-04	3-6	21,38p,27	Backstrom	1-3	0-2	35-28	Holtby/Bobrovsky	12,291
48.	1/21	CGY	L	17-27-04	2-4	43,17	Gaudreau	0-1	0-0	29-27	Ramo/Korpisalo	12,492
49.	1/23	at BOS	SOL	17-27-05	2-3	47,21	Spooner	0-4	5-5	33-34	Gustavsson/Korpisalo	17,565
50.	1/25	MTL	W	18-27-05	5-2	13,13,20,20,13	Saad	0-2	2-3	25-34	Korpisalo/Condon	11,927
51.	1/26	at MTL	W	19-27-05	5-2	38p,43p,17,13,20	Dubinsky	2-3	5-6	26-30	Korpisalo/Scrivens	21,288
52.	2/2	at EDM	L	19-28-05	1-5	11	McDavid	0-5	1-3	37-35	Talbot/Korpisalo	16,839
53.	2/4	at VAN	SOW	20-28-05	2-1	43p	Wennberg	1-3	2-3	28-38	Korpisalo/Miller	18,199
54.	2/5	at CGY	W	21-28-05	2-1	25,25	Karlsson	0-0	1-1	18-31	Korpisalo/Ramo	19,289
55.	2/9	NYI	SOL	21-28-06	2-3	13,17	Clutterbuck	0-1	1-2	31-46	Halak/Korpisalo	14,303
56.	2/11	ANA	SOW	22-28-06	4-3	25,20,17p	Atkinson	1-4	2-2	34-27	Korpisalo/Andersen	12,117
57.	2/13	OTT	W	23-28-06	4-2	38,13,20,38	Saad	0-2	2-3	40-35	Korpisalo/Anderson	16,164
58.	2/16	BOS	OTL	23-28-07	1-2	41	Eriksson	0-3	4-4	29-30	Rask/Korpisalo	13,140
59.	2/19	BUF	L	23-29-07	0-4	-	McGinn	0-6	4-5	38-35	Lehner/Korpisalo	14,923
60.	2/22	at BOS	W	24-29-07	6-4	38p,38,25,43p,20,47	Saad	2-3	2-2	35-30	Korpisalo/Gustavsson	17,565
61.	2/23	at DET	SOL	24-29-08	1-2	38	Sheahan	0-3	1-1	29-28	Mrazek/McElhinney	20,027
62.	2/25	NJD	W	25-29-08	6-1	71,71,20,71,17p,18	Foligno	1-2	4-4	24-26	Korpisalo/Schneider	12,590
63.	2/27	FLA	SOW	26-29-08	4-3	43,3p,20	Dubinsky	1-4	5-6	25-31	Korpisalo/Luongo	15,400
64.	2/29	at NYR	L	26-30-08	1-2	13	Stepan	0-1	1-1	27-23	Raanta/Korpisalo	18,006
65.	3/4	EDM	W	27-30-08	6-3	13,58,51,38p,43,58	Jenner	1-3	2-3	27-36	Korpisalo/Brossoit	15,010
66.	3/5	at PHI	L	27-31-08	0-6	-	Raffl	0-2	4-4	19-36	Mason/McElhinney	19,645
67.	3/8	DET	W	28-31-08	5-3	58p,23,38,13p,13	Atkinson	2-5	4-5	32-35	Korpisalo/Howard	14,426
68.	3/11	PIT	L	28-32-08	2-3	9,13	Hagelin	0-2	2-3	27-31	Fleury/Bobrovsky	18,205+
69.	3/13	TBL	L	28-33-08	0-4	-	Stamkos	0-5	3-3	37-37	Bishop/Bobrovsky	14,701
70.	3/17	DET	L	28-34-08	1-3	41p	Zetterberg	1-3	3-3	28-22	Howard/Bobrovsky	14,415
71.	3/19	NJD	W	29-34-08	6-3	13p,3,38,28,25,28	Bjorkstrand	1-4	2-4	34-30	Bobrovsky/Danis	14,447
72.	3/20	at NJD	L	29-35-08	1-2	40	Smith-Pelly	0-3	3-3	28-22	Wedgwood/Korpisalo	15,146
73.	3/22	PHI	SOW	30-35-08	3-2	38s,13	Jenner	0-4	4-5	53-33	Bobrovsky/Mason	16,230
74.	3/24	CAR	L	30-36-08	2-3	11,38	Lindholm	0-3	1-1	44-24	Lack/Bobrovsky	16,031
75.	3/26	at NSH	L	30-37-08	1-5	38	Ekholm	0-1	2-3	19-48	Rinne/Korpisalo	17,113
76.	3/28	at WSH	L	30-38-08	1-4	13	Wilson	0-3	4-5	22-40	Holtby/Bobrovsky	18,506
77.	3/31	at NYI	L	30-39-08	3-4	17,20p,38,27	Lee	1-3	1-2	24-27	Greiss/Bobrovsky	13,857
78.	4/2	at CAR	W	31-39-08	5-1	20,20,20,38p,28	Saad	1-4	2-2	27-27	Korpisalo/Lack	11,542
79.	4/4	NYR	L	31-40-08	2-4	71,71	Zuccarello	0-4	1-1	29-30	Lundqvist/Korpisalo	15,951
80.	4/6	at TOR	W	32-40-08	5-1	20,17,28,11,17	Dubinsky	0-2	2-2	32-27	Bobrovsky/Sparks	18,837
81.	4/8	at BUF	W	33-40-08	4-1	11p,71,47,20	Foligno	1-2	3-4	30-35	Korpisalo/Kasdorf	19,070
82.	4/9	CHI	OTW	34-40-08	5-4	43,11,20,41,43p	Hartnell	1-2	4-5	25-26	Bobrovsky/Crawford	19,177+

+ Home Sellout



# 2014-15 FINAL STATS

**GENERAL MANAGER:** Jarmo Kekalainen | **HEAD COACH:** Todd Richards | **CAPTAIN:** None

PLAYER	POS	GP	TOI	G	A	PTS	+/-	PIM	PP	SH	GW	OT	S	S%	
Nick Foligno	LW	79	18:49	31	42	73	16	50	11	0	3	1	182	17.0	
Ryan Johansen	C	82	19:30	26	45	71	-6	40	7	2	0	0	202	12.9	
Scott Hartnell	LW	77	17:17	28	32	60	1	100	8	0	2	0	204	13.7	
Cam Atkinson	RW	78	16:59	22	18	40	-2	22	7	1	7	0	212	10.4	
Jack Johnson	D	79	24:09	8	32	40	-13	44	3	0	1	1	141	5.7	
Brandon Dubinsky	C	47	18:03	13	23	36	11	43	0	1	1	0	100	13.0	
David Savard	D	82	22:56	11	25	36	0	71	3	0	3	0	112	9.8	
James Wisniewski +	D	56	21:24	8	21	29	-10	34	7	0	2	0	127	6.3	
Artem Anisimov	C	52	16:22	7	20	27	-6	8	0	0	2	1	88	8.0	
Matt Calvert	LW	56	15:59	13	10	23	1	28	0	0	3	0	93	14.0	
Marko Dano *	C	35	13:15	8	13	21	12	14	0	0	1	0	84	9.5	
Kevin Connauton	D	DAL	8	12:05	0	2	2	4	6	0	0	0	10	0.0	
		CBJ	54	16:49	9	10	19	1	29	0	0	4	1	86	10.5
		TOT	62	16:12	9	12	21	5	35	0	0	4	1	96	9.4
Alexander Wennberg *	C	68	15:37	4	16	20	-19	22	1	0	0	0	85	4.7	
Boone Jenner	C	31	18:16	9	8	17	-5	12	2	0	2	0	83	10.8	
Fedor Tyutin	D	67	19:55	3	12	15	8	40	0	0	0	0	56	5.4	
David Clarkson	RW	TOR	58	13:52	10	5	15	-11	92	1	0	1	0	93	10.8
		CBJ	3	12:18	0	0	0	-1	14	0	0	0	0	2	0.0
		TOT	61	13:47	10	5	15	-12	106	1	0	1	0	95	10.5
Rene Bourque	RW	MTL	13	12:20	0	2	2	-9	6	0	0	0	0	18	0.0
		ANA	30	12:07	2	6	8	-4	12	1	0	0	0	44	4.5
		CBJ	8	14:59	4	0	4	-2	4	1	0	1	1	23	17.4
		TOT	51	12:38	6	8	14	-15	22	2	0	1	1	85	7.1
Mark Letestu	C	54	13:20	7	6	13	-9	0	0	1	1	0	63	11.1	
Cody Goloubeff *	D	36	15:33	0	9	9	12	19	0	0	0	0	23	0.0	
Jack Skille	RW	45	12:31	6	2	8	-18	16	0	0	0	0	95	6.3	
Corey Tropp	RW	61	8:45	1	7	8	-14	76	0	0	0	0	22	4.5	
Dalton Prout	D	63	18:24	0	8	8	-14	85	0	0	0	0	64	0.0	
Jeremy Morin	LW	CHI	15	7:44	0	0	0	0	15	0	0	0	0	28	0.0
		CBJ	28	11:31	2	4	6	1	13	0	0	0	0	45	4.4
		TOT	43	10:11	2	4	6	1	28	0	0	0	0	73	2.7
Tim Erixon +	D	19	16:57	1	5	6	-3	4	1	0	0	0	20	5.0	
Jared Boll	RW	72	7:16	1	4	5	-13	109	0	0	0	0	28	3.6	
Michael Chaput *	C	33	10:11	1	4	5	-8	21	0	0	0	0	23	4.3	
Brian Gibbons	C	25	13:49	0	5	5	2	8	0	0	0	0	21	0.0	
William Karlsson *	C	ANA	18	12:08	2	1	3	1	2	0	0	1	0	24	8.3
		CBJ	3	12:46	1	1	2	2	0	0	0	0	5	20.0	
		TOT	21	12:13	3	2	5	3	2	0	0	1	0	29	10.3
Jordan Leopold +	D	STL	7	13:04	0	0	0	0	2	0	0	0	0	1	0.0
		CBJ	18	17:14	1	2	3	-7	9	1	0	0	0	21	4.8
		TOT	25	16:04	1	2	3	-7	11	1	0	0	0	22	4.5
Ryan Murray	D	12	18:54	1	2	3	1	8	1	0	0	0	8	12.5	
Kerby Rychel *	LW	5	10:41	0	3	3	3	2	0	0	0	0	4	0.0	
Justin Falk	D	MIN	13	10:41	0	0	0	-6	7	0	0	0	10	0.0	
		CBJ	5	15:13	1	1	2	-3	7	0	0	0	8	12.5	
		TOT	18	10:49	1	1	2	-9	14	0	0	0	18	5.6	
Sean Collins *	C	8	10:20	0	2	2	0	2	0	0	0	0	4	0.0	
Adam Cracknell +	RW	17	9:56	0	1	1	-8	2	0	0	0	0	17	0.0	
Josh Anderson *	RW	6	13:27	0	1	1	-1	2	0	0	0	0	10	0.0	
Frédéric St-Denis	D	4	13:17	0	1	1	-1	0	0	0	0	0	2	0.0	
Dana Tyrell	C	3	6:56	0	0	0	-1	0	0	0	0	0	1	0.0	
Luke Adam	C	3	6:26	0	0	0	0	4	0	0	0	0	0	0.0	
Ryan Craig	C	2	7:16	0	0	0	0	0	0	0	0	0	2	0.0	
<b>TOTALS</b>		<b>82</b>		<b>227</b>	<b>395</b>	<b>622</b>	<b>-93</b>	<b>962</b>	<b>53</b>	<b>5</b>	<b>33</b>	<b>5</b>	<b>2,366</b>	<b>9.6</b>	

GOALTENDERS	GP	MIN	W	L	OT	SO	GA	SA	SV	GAA	SV%	A	PTS	PIM
Sergei Bobrovsky	51	2,994	30	17	3	2	134	1,632	1,498	2.68	.918	2	2	4
Curtis McElhinney	32	1,710	12	14	2	0	82	949	867	2.88	.913	0	0	0
Anton Forsberg	5	256	0	4	0	0	20	149	129	4.69	.866	0	0	0
<b>TOTALS</b>	<b>82</b>	<b>4,960</b>	<b>42</b>	<b>35</b>	<b>5</b>	<b>2</b>	<b>236</b>	<b>2,730</b>	<b>2,494</b>	<b>2.85</b>	<b>.914</b>	<b>2</b>	<b>2</b>	<b>4</b>

+Traded Player \* Rookie

## 2014-15 SEASON NOTES

- ★ Completed their 14th season in the National Hockey League with a 42-35-5 record (93 pts.), finishing fifth in the Metropolitan Division, 11th in the Eastern Conference, 23rd in the NHL.
- ★ The Blue Jackets posted a 19-20-2 record (40 pts.) at Nationwide Arena, scoring 112 goals (2.73 per game) and allowing 132 (3.22 per game) in 41 games.
- ★ The Blue Jackets posted a 23-15-3 record (49 pts.) on the road, scoring 115 goals (2.80 per game) and allowing 116 (2.83 per game) in 41 games and setting a club record for road wins and points in a season for the second consecutive campaign (21-17-3, 43 pts. in 2013-14).
- ★ The Jackets scored 227 goals in 82 games to average 2.77 goals per game this season (12th-T in NHL) and setting a franchise record (226 in 2013-14) for the second consecutive season.
- ★ Columbus converted 53-of-244 power play opportunities (21.7 percent), which ranked fifth in the NHL and was the best percentage in club history.
- ★ The club led the NHL with a franchise-record 508 man-games lost due to injury.
- ★ The Jackets went 15-1-1 in the final 17 games and set club records with a nine-game win streak from Mar. 18-Apr. 4 and a 13-game regulation unbeaten streak (12-0-1) from Mar. 18 through the end of the campaign.
- ★ The Blue Jackets and the city of Columbus hosted the 2015 NHL All-Star Weekend from Jan. 22-25.
- ★ Left wing Nick Foligno became the fourth player in Blue Jackets history to reach the 30-goal plateau and was one of four players to hit the 70-point mark after posting career-high 31-42-73, 50 penalty minutes and a +16 plus/minus rating in 79 games.
- ★ Center Ryan Johansen joined Foligno as the first teammates in CBJ history to post 70 points in the same season as he collected 26-45-71 in 82 games.





GM	DATE	OPPONENT	RESULT	RECORD	SCORE	CBJ GOAL SCORERS	GWG	PP	PK	SF-SA	W/L GOALIE	ATTN
1.	10/9	at BUF	W	01-00-00	3-1	10,13p,42	Atkinson	1-4	1-1	40-22	Bobrovsky/Enroth	18,215
2.	10/11	NYR	W	02-00-00	5-2	42,71,13,56,13	Atkinson	0-4	3-3	24-26	Bobrovsky/Talbot	18,922+
3.	10/14	DAL	L	02-01-00	2-4	19,19p	Seguin	1-4	1-1	35-35	Lehtonen/Bobrovsky	15,995
4.	10/17	CGY	W	03-01-00	3-2	10,19p,11	Calvert	1-5	4-4	26-31	Bobrovsky/Ramo	15,987
5.	10/18	at OTT	L	03-02-00	2-3	71,58	Hoffman	0-3	2-2	40-35	Lehner/Bobrovsky	18,994
6.	10/23	at SJS	W	04-02-00	5-4	19,55s,19,71p,55	Lestestu	1-5	4-5	28-37	Bobrovsky/Niemi	17,562
7.	10/24	at ANA	L	04-03-00	1-4	43p	Vatanen	1-4	2-4	17-34	Gibson/Bobrovsky	15,778
8.	10/26	at LAK	L	04-04-00	2-5	20p,55	King	1-3	3-4	24-27	Quick/Bobrovsky	18,230
9.	10/28	OTT	L	04-05-00	2-5	58p,13	Karlsson	1-6	2-4	38-34	Lehner/McElhinney	14,749
10	10/31	TOR	L	04-06-00	1-4	13p	Clarkson	1-4	1-2	29-27	Bernier/McElhinney	14,479
11.	11/1	at NJD	L	04-07-00	2-3	10,71p	Larsson	1-4	4-6	34-29	Schneider/Forsberg	13,542
12.	11/4	CAR	L	04-08-00	2-4	71p,71	Faulk	1-3	6-6	19-37	Ward/McElhinney	15,638
13.	11/7	at CAR	OTL	04-08-01	2-3	43,43	Lindholm	0-4	6-7	31-35	Ward/McElhinney	11,540
14.	11/8	TBL	L	04-09-01	4-7	43p,43p,19,71p	Callahan	3-5	1-3	32-38	Nabokov/McElhinney	14,892
15.	11/11	at WSH	L	04-10-01	2-4	13,58	Ovechkin	0-4	4-5	26-32	Holtby/McElhinney	18,506
16.	11/14	at PHI	W	05-10-01	4-3	21p,71p,71,21p	Wisniewski	3-4	1-3	38-27	McElhinney/Mason	19,789
17.	11/15	SJS	W	06-10-01	2-1	58,13p	Atkinson	1-3	3-3	28-37	Bobrovsky/Niemi	15,950
18.	11/18	DET	L	06-11-01	0-5	-	Tatar	0-3	3-5	28-40	Howard/Bobrovsky	15,438
19.	11/21	BOS	SOL	06-11-02	3-4	19,71,7	Khoklachev	0-2	1-1	28-41	Svedberg/Bobrovsky	15,030
20.	11/22	at PHI	L	06-12-02	2-4	38p,11	Simmonds	1-3	3-4	22-37	Mason/Bobrovsky	19,846
21.	11/25	WPG	L	06-13-02	2-4	3p,19	Ladd	1-5	2-4	34-32	Hutchinson/Bobrovsky	13,745
22.	11/28	VAN	L	06-14-02	0-5	20	Higgins	0-3	2-2	31-30	Miller/Bobrovsky	14,121
23.	11/29	at NSH	L	06-15-02	1-2	19p	Wilson	1-4	4-4	22-42	Rinne/McElhinney	16,548
24.	12/1	FLA	W	07-15-02	2-1	11,38	Jenner	0-2	2-3	23-25	Bobrovsky/Montoya	12,309
25.	12/4	at FLA	SOW	08-15-02	4-3	71,13,38	Johansen	0-1	4-5	20-55	Bobrovsky/Luongo	7,788
26.	12/6	at TBL	W	09-15-02	3-1	38,58p,10	Savard	1-4	2-2	20-34	Bobrovsky/Bishop	17,467
27.	12/9	PHI	OTW	10-15-02	3-2	38p,43p,4	Connauton	2-4	3-4	24-21	Bobrovsky/Mason	14,196
28.	12/11	at WSH	OTW	11-15-02	3-2	71,4,71p	Faligno	1-3	5-6	23-41	Bobrovsky/Holtby	18,506
29.	12/13	PIT	SOW	12-15-02	4-3	71p,38,7	Johansen	1-5	4-4	27-36	Bobrovsky/Greiss	18,663+
30.	12/16	at DET	SOW	13-15-02	1-0	-	Jenner	0-3	1-1	29-30	Bobrovsky/Howard	20,027
31.	12/18	WSH	OTL	13-15-03	4-5	7p,71p,71,39	Fehr	2-4	3-3	26-36	Holtby/Bobrovsky	13,722
32.	12/20	CHI	SOW	14-15-03	3-2	10,4	Johnson	0-2	4-4	19-41	Bobrovsky/Crawford	18,164+
33.	12/22	NSH	L	14-16-03	1-5	41p	Smith	1-2	4-4	31-35	Rinne/Bobrovsky	14,573
34.	12/27	BOS	W	15-16-03	6-2	43,43,4,71p,11,9	Connauton	1-2	3-3	30-28	McElhinney/Svedberg	16,795
35.	12/31	MIN	W	16-16-03	3-1	4,58p,19	Savard	1-2	3-4	26-29	Bobrovsky/Kuemper	18,040
36.	1/3	at ARI	L	16-17-03	3-6	51,21p,19	Hanzal	1-3	1-4	26-34	Smith/Bobrovsky	13,159
37.	1/4	at COL	W	17-17-03	4-3	17,17,19,58	Savard	0-3	4-4	27-29	McElhinney/Varlamov	14,780
38.	1/6	at DAL	W	18-17-03	4-2	21,19p,4,55	Connauton	1-5	5-5	20-26	Bobrovsky/Lindback	17,123
39.	1/9	at TOR	L	18-18-03	2-5	19,19p	Kessel	1-2	2-4	20-32	Bernier/Bobrovsky	18,965
40.	1/10	NYI	L	18-19-03	2-5	7p,71	Lee	1-3	6-6	18-40	Johnson/Bobrovsky	16,589
41.	1/14	MTL	L	18-20-03	2-3	4,19p	Pacioretty	1-1	4-7	16-31	Price/Bobrovsky	14,964
42.	1/16	NYR	L	18-21-03	1-2	43	Kreider	0-3	1-1	36-26	Lundqvist/Bobrovsky	16,104
43.	1/17	at BOS	W	19-21-03	3-1	19p,11,11	Calvert	1-3	2-2	31-35	McElhinney/Rask	17,565
44.	1/19	at MIN	W	20-21-03	3-1	17,21p,43	Wisniewski	1-2	3-4	23-26	Bobrovsky/Dubnyk	19,064
45.	1/21	at WPG	L	20-22-03	0-4	-	Wheeler	0-4	3-3	29-29	Hutchinson/Bobrovsky	15,016
46.	1/27	WSH	W	21-22-03	4-3	55,19,51,13	Atkinson	0-5	3-3	30-28	McElhinney/Holtby	16,514
47.	1/29	at FLA	L	21-23-03	2-3	7,41	Bergenheim	0-2	3-3	33-31	Luongo/McElhinney	7,917
48.	1/31	at TBL	L	21-24-03	1-3	19	Paquette	0-3	4-4	35-34	Bishop/McElhinney	18,477
49.	2/3	ARI	L	21-25-03	1-4	21p	Ekman-Larsson	1-3	1-3	31-29	Smith/Forsberg	14,108
50.	2/6	STL	W	22-25-03	7-1	71,13,19s,26,71,11,43	Atkinson	0-0	3-4	33-33	McElhinney/Elliott	16,321
51.	2/7	at OTT	W	23-25-03	4-1	13,71,43,55	Faligno	0-1	3-3	33-35	McElhinney/Lehner	16,891
52.	2/9	LAK	L	23-26-03	3-4	10,43,58	Brown	0-1	1-1	26-44	Quick/McElhinney	14,703
53.	2/13	PHI	OTW	24-26-03	4-3	17,40,13,42	Anisimov	0-1	2-3	33-25	McElhinney/Emery	16,403
54.	2/14	at NYI	L	24-27-03	3-6	17,13,71	Nielsen	0-4	4-4	37-46	Halak/Forsberg	15,678
55.	2/17	at PHI	W	25-27-03	5-2	21p,19,11,17,11	Calvert	1-1	2-2	25-44	McElhinney/Emery	19,082
56.	2/19	at PIT	W	26-27-03	2-1	43,17s	Dubinsky	0-4	2-2	30-30	McElhinney/Fleury	18,597
57.	2/21	at MTL	L	26-28-03	1-3	71	Pacioretty	0-4	2-3	32-24	Price/McElhinney	21,286
58.	2/22	at NYR	SOL	26-28-04	3-4	56,42,58	Nash	0-3	4-4	30-37	Talbot/McElhinney	18,006
59.	2/24	BUF	L	26-29-04	2-4	11,4	Pysyk	0-4	2-3	47-31	Neuvirth/Forsberg	13,671
60.	2/26	MTL	L	26-30-04	2-5	17,56	Pacioretty	0-2	2-2	27-27	Price/McElhinney	12,357
61.	2/28	NJD	L	26-31-04	0-2	-	Greene	0-3	4-4	33-19	Schneider/McElhinney	17,814
62.	3/1	at PIT	L	26-32-04	3-5	21p,19s,71	Pouliot	1-3	3-6	25-41	Fleury/McElhinney	18,581
63.	3/3	WSH	L	26-33-04	3-5	58,43,43p	Ovechkin	1-2	1-2	30-33	Holtby/Bobrovsky	12,915
64.	3/6	at NJD	W	27-33-04	3-2	44,17,56	Dano	0-2	4-5	24-23	Bobrovsky/Schneider	16,213
65.	3/7	COL	L	27-34-04	0-4	-	Iginia	0-2	4-6	44-33	Varlamov/McElhinney	16,599
66.	3/10	at CAR	SOW	28-34-04	4-3	32p,43p,43p,19	Johansen	3-5	2-4	32-32	Bobrovsky/Ward	10,418
67.	3/12	at DET	W	29-34-04	3-1	51,43,13p	Hartnell	1-3	5-6	26-42	Bobrovsky/Howard	20,027
68.	3/13	EDM	SOW	30-34-04	5-4	56,13p,42,43	Wennberg	1-4	2-5	31-35	Bobrovsky/Scrivens	14,317
69.	3/15	CAR	L	30-35-04	2-3	71p,43	Malone	1-4	5-6	24-27	Khudobin/Bobrovsky	15,258
70.	3/18	at EDM	SOW	31-35-04	4-3	58, 19, 55	Wennberg	0-1	5-6	20-47	McElhinney/Scrivens	16,839
71.	3/19	at VAN	W	32-35-04	6-2	32,56,13p,56,43,41	Atkinson	1-1	2-2	33-40	Bobrovsky/Lack	18,668
72.	3/21	at CGY	OTW	33-35-04	3-2	32,42,32	Bourque	0-0	4-5	26-40	Bobrovsky/Ramo	19,289
73.	3/24	ANA	W	34-35-04	5-3	43p,19,43,71,43	Faligno	1-3	4-5	27-40	Bobrovsky/Gibson	14,044
74.	3/27	at CHI	W	35-35-04	5-2	19,13,4,13s,13	Connauton	0-1	5-5	27-33	Bobrovsky/Crawford	22,187
75.	3/28	at STL	W	36-35-04	4-2	20,7p,38,13	Jenner	1-2	5-6	17-31	Bobrovsky/Elliott	19,431
76.	3/31	NJD	OTW	37-35-04	3-2	71p,17,7	Johnson	1-4	1-2	31-26	Bobrovsky/Schneider	14,524
77.	4/2	NYI	SOW	38-35-04	4-3	17,7,19	Lestestu	0-2	2-2	39-28	Bobrovsky/Halak	15,361
78.	4/4	PIT	W	39-35-04	5-3	71,11,71,43,71	Hartnell	0-3	3-3	35-36	Bobrovsky/Fleury	18,513+
79.	4/6	at NYR	OTL	39-35-05	3-4	11,56,17	Stepan	0-3	3-3	32-42	Lundqvist/Bobrovsky	18,006
80.	4/8	TOR	W	40-35-05	5-0	42,38,43,27p,9	Anisimov	1-2	4-4	33-35	Bobrovsky/Reimer	15,631
81.	4/10	BUF	W	41-35-05	4-2	71,11,13,38	Atkinson	0-1	2-3	40-25	Bobrovsky/Lindback	17,855
82.	4/11	at NYI	SOW	42-35-05	5-4	13p,17,41,43	Atkinson	1-3	3-3	37-52	McElhinney/Halak	16,170

+ Home Sellout



# 2013-14 FINAL STATS

**GENERAL MANAGER:** Jarmo Kekalainen | **HEAD COACH:** Todd Richards | **CAPTAIN:** None

PLAYER	POS	GP	TOI	G	A	PTS	+/-	PIM	PP	SH	GW	OT	S	S%
Ryan Johansen	C	82	17:38	33	30	63	3	43	7	0	5	2	237	13.9
James Wisniewski	D	75	22:37	7	44	51	0	61	3	0	1	0	166	4.2
Brandon Dubinsky	C	76	18:46	16	34	50	5	98	4	2	2	0	189	8.5
Cam Atkinson	R	79	15:47	21	19	40	-4	18	4	1	5	0	216	9.7
Artem Anisimov	C	81	16:35	22	17	39	-2	20	3	2	5	0	162	13.6
Nick Foligno	L	70	16:03	18	21	39	5	96	3	0	5	0	111	16.2
R.J. Umberger	L	74	16:10	18	16	34	-3	26	8	1	3	0	136	13.2
Mark Letestu	C	82	14:41	12	22	34	1	20	5	1	1	0	122	9.8
Jack Johnson	D	82	24:40	5	28	33	-7	48	4	0	0	0	147	3.4
Boone Jenner *	C	72	14:04	16	13	29	6	45	4	0	5	0	127	12.6
Fedor Tyutin	D	69	21:24	4	22	26	6	44	1	0	0	0	87	4.6
Matt Calvert	L	56	16:06	9	15	24	-1	53	2	0	1	0	90	10.0
Ryan Murray *	D	66	19:52	4	17	21	4	10	3	0	0	0	62	6.5
Nathan Horton	R	36	15:27	5	14	19	-3	24	2	0	2	0	48	10.4
Derek MacKenzie	C	71	11:15	9	9	18	0	47	0	2	0	0	70	12.9
Blake Comeau	L	61	12:03	5	11	16	-2	36	0	0	0	0	107	4.7
David Savard	D	70	17:49	5	10	15	2	28	1	0	1	0	63	7.9
Nikita Nikitin	D	66	17:06	2	13	15	9	20	0	0	1	1	95	2.1
Marian Gaborik +	R	22	16:24	6	8	14	0	6	0	0	0	0	47	12.8
Corey Tropp	R	BUF	9	10:29	0	1	1	-8	0	0	0	0	7	0.0
		CBJ	44	8:37	2	8	10	11	37	0	0	0	28	7.1
		TOT	53	8:56	2	9	11	3	37	0	0	0	35	5.7
Dalton Prout	D	49	17:12	2	4	6	-7	37	0	0	0	0	56	3.6
Jack Skille	R	16	8:39	4	0	4	2	6	0	0	1	0	23	17.4
Jared Boll	R	28	7:37	1	1	2	-6	62	0	0	0	0	12	8.3
Nick Schultz	D	EDM	60	16:58	0	4	4	-11	24	0	0	0	27	0.0
		CBJ	9	11:54	0	1	1	-2	4	0	0	0	8	0.0
		TOT	69	16:19	0	5	5	-13	28	0	0	0	35	0.0
Matt Frattin	R	4	12:21	0	1	1	2	0	0	0	0	0	1	0.0
Michael Chaput *	C	17	8:53	0	1	1	0	2	0	0	0	0	6	0.0
Sean Collins *	C	6	8:10	0	1	1	1	0	0	0	0	0	6	0.0
Tim Erixon	D	2	14:20	0	0	0	2	2	0	0	0	0	1	0.0
Cody Goloubef *	D	5	9:49	0	0	0	0	2	0	0	0	0	4	0.0
Ryan Craig	C	6	7:01	0	0	0	-3	0	0	0	0	0	4	0.0
Cody Bass	C	1	2:43	0	0	0	0	5	0	0	0	0	0	0.0
<b>TOTALS</b>		<b>82</b>		<b>226</b>	<b>380</b>	<b>606</b>	<b>19</b>	<b>900</b>	<b>54</b>	<b>9</b>	<b>38</b>	<b>3</b>	<b>2,341</b>	<b>9.7</b>

GOALTENDERS	GP	MIN	W	L	OT	SO	GA	SA	SV	GAA	SV%	A	PTS	PIM
Sergei Bobrovsky	58	3,299	32	20	5	5	131	1,699	1,568	2.38	.923	1	1	2
Curtis McElhinney	28	1,423	10	11	1	2	64	703	639	2.70	.909	1	1	0
Mike McKenna	4	219	1	1	1	0	11	114	103	3.01	.904	0	0	0
<b>TOTALS</b>	<b>82</b>	<b>4,941</b>	<b>43</b>	<b>32</b>	<b>7</b>	<b>7</b>	<b>206</b>	<b>2,516</b>	<b>2,310</b>	<b>2.50</b>	<b>.918</b>	<b>2</b>	<b>2</b>	<b>2</b>

+Traded Player \* Rookie

## 2013-14 SEASON NOTES

- ★ Completed their 13th season in the National Hockey League with a 43-32-7 record (93 pts.), finishing fourth in the Metropolitan Division, seventh in the Eastern Conference, 14th in the NHL and qualifying for the Stanley Cup Playoffs for the second time in franchise history (2008-09).
- ★ The Blue Jackets posted a 22-15-4 record (48 pts.) at Nationwide Arena, scoring 128 goals (3.12 per game) and allowing 103 (2.51 per game) in 41 games.
- ★ The Blue Jackets posted a 21-17-3 record (45 pts.) on the road, scoring 98 goals (2.51 per game) and allowing 111 (2.71 per game) in 41 games and setting a club record for road wins and points in a season (17-16-8, 42 pts. in 2010-11).
- ★ The Blue Jackets scored 226 goals in 82 games to average 2.76 goals per game this season (12th in NHL) and setting a franchise record (220 in 2008-09).
- ★ Columbus converted 54-of-280 power play opportunities (19.3 percent), which ranked 11th in the NHL and was the best percentage in club history (56-of-308/18.2 pct. in 2009-10).
- ★ Goaltender Sergei Bobrovsky went 32-20-5 with a 2.38 goals-against average, .923 save percentage and five shutouts in 58 games in 2013-14, setting career highs in wins and shutouts.
- ★ Center Ryan Johansen became the third player in Blue Jackets history to reach the 30-goal plateau (Rick Nash, Geoff Sanderson) as he collected 33-30-63 with 43 PIM and a +3 plus/minus rating in 82 games this season. He led the club in goals (ranked 11th-T in the NHL and tied for the 5th-highest total in CBJ history), points, shots on goal (237), face-off wins (692), first goals (8), multi-point games (16) and game-winning goals (5, tied) and ranked second with seven power play goals.
- ★ Defenseman James Wisniewski registered 7-44-51 with 61 PIM and an even plus/minus rating in 75 games to set a new franchise record for points and assists by a blueliner.
- ★ Center Boone Jenner tallied 16-13-29, 45 PIM and was +5 in 72 games this season, scoring the second-most goals by a rookie in Blue Jackets history.





GM	DATE	OPPONENT	RESULT	RECORD	SCORE	CBJ GOAL SCORERS	GWG	PP	PK	SF-SA	W/L GOALIE	ATTN
1.	10/4	CGY	L	00-01-00	3-4	7p,10,42	Glencross	1-3	3-3	32-30	MacDonald/Bobrovsky	18,151+
2.	10/5	at NYI	SOW	01-01-00	2-2	55p,71	Atkinson	1-2	1-2	29-30	Bobrovsky/Nabokov	16,170
3.	10/10	at BUF	W	02-01-00	4-1	13,71,10,17	Foligno	0-4	1-1	33-27	Bobrovsky/Miller	18,210
4.	10/12	BOS	L	02-02-00	1-3	7p	Eriksson	1-4	4-4	27-36	Rask/Bobrovsky	14,092
5.	10/15	at DET	L	02-03-00	1-2	13p	Zetterberg	1-3	3-4	37-32	Gustavsson/Bobrovsky	20,066
6.	10/17	at MTL	L	02-04-00	3-5	38p,19,38p	Plekanec	2-6	3-4	33-36	Price/Bobrovsky	21,273
7.	10/19	at WSH	L	02-05-00	1-4	42	Laich	0-3	2-4	38-39	Holtby/Bobrovsky	18,506
8.	10/20	VAN	W	03-05-00	3-1	10,18,19	Umberger	0-5	2-3	29-38	McElhinney/Lack	14,168
9.	10/22	NJD	W	04-05-00	4-1	17p,13,21,10	Atkinson	1-3	3-4	24-25	Bobrovsky/Schneider	14,357
10.	10/25	TOR	W	05-05-00	5-2	27p,10,17s,19,71	Dubinsky	1-6	3-3	36-25	Bobrovsky/Bernier	13,930
11.	10/27	ANA	L	05-06-00	3-4	14,42s,42	Perry	0-1	4-5	21-32	Andersen/Bobrovsky	10,542
12.	11/1	at PIT	L	05-07-00	2-4	24,19	Letang	0-4	2-4	39-27	Fleury/Bobrovsky	18,620
13.	11/2	PIT	L	05-08-00	0-3	-	Engelland	0-2	3-3	19-27	Zatkoff/McElhinney	18,634+
14.	11/5	OTT	L	05-09-00	1-4	18p	MacArthur	1-4	4-4	33-24	Lehner/McElhinney	13,122
15.	11/7	NYR	L	05-10-00	2-4	51,27	Hagelin	0-2	2-3	34-34	Talbot/Bobrovsky	11,746
16.	11/9	NYI	W	06-10-00	5-2	17p,19,18p,13,21	Umberger	2-4	1-1	29-26	Bobrovsky/Nabokov	13,949
17.	11/12	at WSH	OTL	06-10-01	3-4	17s,40,13	Ovechkin	0-3	3-3	27-34	Holtby/Bobrovsky	18,506
18.	11/14	at BOS	OTL	06-10-02	2-3	14,71	Lucic	0-4	1-1	34-31	Johnson/Bobrovsky	17,565
19.	11/15	MTL	SOL	06-10-03	2-2	18,42	Desharnais	0-3	3-4	25-40	Budaj/McElhinney	11,562
20.	11/17	at OTT	W	07-10-03	4-1	19p,18p,51p,24	Umberger	3-5	5-6	22-30	Bobrovsky/Anderson	15,535
21.	11/19	at EDM	L	07-11-03	0-7	-	Eberle	0-1	1-4	14-32	Dubnyk/Bobrovsky	16,839
22.	11/20	at CGY	OTW	08-11-03	2-1	71,6	Nikitin	0-3	0-0	18-2	Bobrovsky/Berra	19,289
23.	11/22	at VAN	L	08-12-03	2-6	11,42	H. Sedin	0-5	4-4	16-35	Luongo/Bobrovsky	18,910
24.	11/25	at TOR	W	09-12-03	6-0	13,18,5,27p,19,19p	Atkinson	2-4	1-1	22-18	Bobrovsky/Reimer	19,241
25.	11/27	NSH	L	09-13-03	0-4	-	Cullen	0-2	2-3	19-29	Mazanec/Bobrovsky	11,893
26.	11/29	EDM	W	10-13-03	4-2	19,42p,71p,5	Foligno	2-5	6-7	28-27	Bobrovsky/Bryzgalov	14,360
27.	11/30	at BOS	L	10-14-03	1-3	19p	Lucic	1-2	5-6	14-36	Johnson/McElhinney	17,565
28.	12/3	TBL	W	11-14-03	1-0	71	Foligno	0-1	2-2	21-26	Bobrovsky/Bishop	10,223
29.	12/6	MIN	W	12-14-03	4-0	13,71p,38,18	Atkinson	1-3	4-4	41-20	McElhinney/Backstrom	11,319
30.	12/9	at PIT	L	12-15-03	1-2	11	Crosby	0-1	2-2	33-30	Fleury/McElhinney	18,520
31.	12/10	NJD	W	13-15-03	5-4	13,17,13,11,71	Foligno	0-1	2-2	23-34	McElhinney/Brodeur	11,905
32.	12/12	at NYR	W	14-15-03	4-2	11,42,58,19	Savard	0-2	3-3	27-34	McElhinney/Lundqvist	18,006
33.	12/14	STL	OTL	14-15-04	3-4	42,51,19p	Backes	1-7	2-3	33-31	Halak/McKenna	13,801
34.	12/16	WPG	L	14-16-04	2-3	18,51	Kane	0-2	3-4	24-32	Montoya/McKenna	11,448
35.	12/19	at PHI	L	14-17-04	4-5	13s,5,71,14	Giroux	0-2	4-4	29-39	Mason/McElhinney	19,852
36.	12/21	PHI	W	15-17-04	6-3	19,18p,58,38,19,18	Jenner	1-4	5-5	29-36	McElhinney/Emery	14,090
37.	12/23	at CAR	W	16-17-04	4-3	42,26,19,5	Skille	0-5	4-6	25-33	McKenna/Peters	16,601
38.	12/27	at NJD	SOW	17-17-04	2-1	42	Atkinson	0-5	3-3	30-17	McElhinney/Brodeur	16,592
39.	12/29	PIT	L	17-18-04	3-5	17,26,6	Kunitz	0-3	3-6	28-30	Zatkoff/McElhinney	18,871+
40.	12/31	at COL	L	17-19-04	3-5	19,38,71	Landeskog	0-3	0-3	38-23	Varlamov/McElhinney	16,177
41.	1/2	at PHX	W	18-19-04	2-0	8p,18p	Horton	2-4	5-5	31-34	McElhinney/Smith	10,539
42.	1/4	at STL	L	18-20-04	2-6	42,55	Lapierre	0-1	1-1	24-37	Elliott/McElhinney	19,611
43.	1/6	at NYR	SOW	19-20-04	3-3	17,13,21	Letestu	0-3	4-6	39-43	Bobrovsky/Lundqvist	18,006
44.	1/10	CAR	W	20-20-04	3-0	38,17,13p	Jenner	1-2	2-2	24-36	Bobrovsky/Khudobin	16,008
45.	1/11	at WPG	W	21-20-04	6-3	55s,13,71,38,38,55	Jenner	0-4	4-5	26-31	McElhinney/Pavelec	15,004
46.	1/13	TBL	W	22-20-04	3-2	19,8p,55p	Letestu	2-6	3-4	28-28	Bobrovsky/Lindback	14,070
47.	1/17	WSH	W	23-20-04	5-1	21p,13,19,55p,13	Atkinson	2-4	4-4	36-27	Bobrovsky/Grubauer	14,121
48.	1/18	at BUF	SOW	24-20-04	3-3	58,11,7p	Johansen	1-2	3-4	35-29	Bobrovsky/Miller	19,070
49.	1/21	LAK	W	25-20-04	5-3	18p,19,18,8,42	Horton	1-3	3-3	34-29	Bobrovsky/Jones	13,286
50.	1/23	PHI	W	26-20-04	5-2	7,24,11p,17,8	Calvert	1-7	5-6	39-28	Bobrovsky/Emery	15,571
51.	1/25	BUF	L	26-21-04	2-5	24,55	Foligno	0-4	1-1	38-22	Miller/Bobrovsky	16,272
52.	1/27	at CAR	L	26-22-04	2-3	24,18	Staal	0-0	2-2	24-35	Khudobin/Bobrovsky	13,641
53.	1/28	OTT	L	26-23-04	2-3	13p,21p	Spezza	2-5	2-4	36-28	Anderson/McElhinney	13,373
54.	1/30	WSH	W	27-23-04	5-2	24s,19,17,19,13	Dubinsky	0-7	7-7	29-32	Bobrovsky/Holtby	16,047
55.	2/1	FLA	W	28-23-04	4-1	38,19,71,55	Johansen	0-1	3-3	30-36	Bobrovsky/Thomas	16,762
56.	2/3	at ANA	W	29-23-04	4-2	19,18p,71,71p	Foligno	2-5	2-2	33-36	Bobrovsky/Andersen	14,044
57.	2/6	at LAK	OTL	29-23-05	1-2	7p	Regehr	1-5	6-6	25-20	Quick/Bobrovsky	18,118
58.	2/7	at SJS	L	29-24-05	2-3	19,38	Wingels	0-4	0-5	21-47	Niemi/Bobrovsky	17,562
59.	2/27	at NJD	L	29-25-05	2-5	42,10	Henrique	0-3	1-3	19-35	Schneider/Bobrovsky	15,185
60.	3/1	FLA	W	30-25-05	6-3	18p,13p,58p,42s,71,11	Anisimov	3-4	4-4	37-20	Bobrovsky/Clemmensen	15,441
61.	3/3	at TOR	W	31-25-05	2-1	47,42	Anisimov	0-1	2-2	33-29	Bobrovsky/Reimer	19,577
62.	3/4	DAL	W	32-25-05	4-2	38,18,42p,42	Anisimov	1-2	2-3	20-33	Bobrovsky/Ellis	15,661
63.	3/6	at CHI	L	32-26-05	1-6	19	Shaw	0-4	3-4	23-33	Crawford/Bobrovsky	21,179
64.	3/8	at NSH	W	33-26-05	1-0	42	Anisimov	0-5	0-1	36-28	Bobrovsky/Rinne	17,113
65.	3/11	DET	W	34-26-05	4-1	71,38,17,24	Jenner	0-3	4-4	37-40	Bobrovsky/Mrazek	14,330
66.	3/13	SJS	SOL	34-26-06	3-3	19,18s,21	Pavelski	0-3	2-3	38-27	Stalock/Bobrovsky	13,851
67.	3/15	at MIN	SOW	35-26-06	1-1	47	Johansen	0-0	1-1	29-33	Bobrovsky/Kuemper	19,042
68.	3/18	CAR	L	35-27-06	1-3	38	Loktionov	0-3	4-5	47-20	Khudobin/Bobrovsky	15,938
69.	3/20	at MTL	W	36-27-06	3-2	24s,17,19	Johansen	0-8	2-3	40-27	Bobrovsky/Price	21,273
70.	3/21	NYR	L	36-28-06	1-3	71	Brassard	0-3	4-4	26-32	Lundqvist/Bobrovsky	18,513+
71.	3/23	at NYI	L	36-29-06	0-2	-	Clutterbuck	0-6	3-4	41-32	Nabokov/Bobrovsky	15,008
72.	3/25	DET	W	37-29-06	4-2	19p,17p,13,19	Atkinson	2-4	2-2	28-33	McElhinney/Howard	15,103
73.	3/28	PIT	L	37-30-06	1-2	11p	Bennett	1-4	4-4	36-31	Fleury/McElhinney	18,908+
74.	3/29	at CAR	OTW	38-30-06	3-2	11,42,19p	Johansen	1-1	2-3	32-27	McElhinney/Khudobin	16,714
75.	4/1	COL	OTL	38-30-07	2-3	13,14	Landeskog	0-2	0-1	26-28	Varlamov/Bobrovsky	16,550
76.	4/3	at PHI	W	39-30-07	2-0	21p,17	Wisniewski	1-4	4-4	27-37	Bobrovsky/Mason	19,981
77.	4/4	CHI	L	39-31-07	3-4	24,19,42p	Smith	1-3	1-2	27-38	Raanta/Bobrovsky	18,695+
78.	4/6	NYI	W	40-31-07	4-0	38p,7p,55,27p	Jenner	3-6	2-2	33-31	Bobrovsky/Nabokov	15,667
79.	4/8	PHX	OTW	41-31-07	4-3	38,55,14,19	Johansen	0-1	2-2	30-32	Bobrovsky/Greiss	16,289
80.	4/9	at DAL	W	42-31-07	3-1	8,42,55p	Anisimov	1-3	3-4	25-34	Bobrovsky/Thomas	16,125
81.	4/11	at TBL	L	42-32-07	2-3	38p,58	Brewer	1-3	2-3	38-22	Gudlevskis/McElhinney	18,686
82.	4/12	at FLA	W	43-32-07	3-2	13,55p,19p	Johansen	2-5	4-4	38-35	Bobrovsky/Luongo	14,241

+ Home Sellout



# 2012-13 FINAL STATS

GENERAL MANAGER: Scott Howson / Jarmo Kekalainen | HEAD COACH: Todd Richards | CAPTAIN: None

PLAYERS	POS	GP	TOI	G	A	P	+/-	PIM	PP	SH	GW	S	S%
Vinny Prospal	LW	48	16:31	12	18	30	+3	32	4	0	2	85	14.1
Mark Letestu	C	46	16:30	13	14	27	+7	10	3	2	2	92	14.1
Marian Gaborik	RW	35	18:40	9	10	19	-8	8	1	0	4	113	8.0
	CBJ	12	18:05	3	5	8	5	6	0	0	1	38	7.9
	TOT	47	18:31	12	15	27	-3	14	1	0	5	151	7.9
Fedor Tyutin	D	48	24:05	4	18	22	+9	28	0	0	1	56	7.1
Brandon Dubinsky	C	29	18:24	2	18	20	+2	76	1	0	0	50	4.0
Nick Foligno	LW	45	16:31	6	13	19	+6	28	1	0	2	69	8.7
Jack Johnson	D	44	25:58	5	14	19	-5	12	3	0	1	96	5.2
Artem Anisimov	C	35	16:24	11	7	18	-6	12	1	0	3	68	16.2
Cam Atkinson	RW	35	15:35	9	9	18	+9	4	1	0	1	91	9.9
R.J. Umberger	C	48	18:29	8	10	18	+3	16	2	0	0	96	8.3
Derick Brassard +	C	34	16:31	7	11	18	-2	16	1	0	1	63	11.1
Matt Colvert	LW	42	14:10	9	7	16	-9	32	0	1	2	63	14.3
James Wisniewski	D	30	22:49	5	9	14	-1	15	4	0	0	62	8.1
Blake Comeau	LW	33	12:17	4	3	7	-9	14	0	1	1	44	9.1
	CBJ	9	11:41	2	3	5	+5	6	0	0	0	4	50.0
	TOT	42	12:09	6	6	12	-4	20	0	1	1	48	12.5
Ryan Johansen	C	40	16:05	5	7	12	-7	12	0	0	2	84	6.0
Derek Dorsett +	RW	24	15:59	3	6	9	-11	53	0	0	0	38	7.9
Nikita Nikitin	D	38	21:11	3	6	9	+2	17	1	0	0	60	5.0
Derek MacKenzie	C	43	10:20	3	5	8	+1	36	0	0	0	33	9.1
Dalton Prout *	D	28	18:31	1	6	7	+15	25	0	0	0	16	6.3
Jared Boll	RW	43	8:04	2	4	6	+1	100	0	0	0	19	10.5
Tim Erixon *	D	31	15:41	0	5	5	+4	14	0	0	0	21	0.0
Adrian Aucoin	D	36	16:20	0	4	4	-8	16	0	0	0	26	0.0
Colton Gillies	C	27	8:17	1	1	2	+1	17	0	0	0	17	5.9
Cody Goloubef *	D	11	14:48	1	0	1	-3	0	0	0	1	14	7.1
John Moore +	D	17	14:30	0	1	1	-5	2	0	0	0	14	0.0
Jonathan Marchessault *	C	2	10:56	0	0	0	-1	0	0	0	0	0	0.0
Sean Collins *	C	5	12:29	0	0	0	-2	6	0	0	0	0	0.0
Nick Holden *	D	2	8:34	0	0	0	+1	0	0	0	0	2	0.0
David Savard	D	4	13:12	0	0	0	-3	0	0	0	0	1	0.0
Nick Drazenovic *	C	8	9:55	0	0	0	-2	4	0	0	0	5	0.0
<b>TOTALS</b>		<b>48</b>		<b>115</b>	<b>201</b>	<b>316</b>	<b>9</b>	<b>595</b>	<b>22</b>	<b>3</b>	<b>19</b>	<b>1,283</b>	<b>8.9</b>

GOALTENDERS	GP	MIN	W	L	OT	SO	GA	SA	SV	GAA	SV%	A	PTS	PIM
Sergei Bobrovsky	38	2,219	21	11	6	4	74	1,084	1,010	2.00	.932	0	0	0
Steve Mason +	13	712	3	6	1	0	35	346	311	2.95	.899	0	0	0
Michael Leighton	1	59	0	1	0	0	5	26	21	5.08	.808	0	0	0
	PHI	-	-	-	-	-	-	-	-	-	-	-	-	-
	CBJ	-	-	-	-	-	-	-	-	-	-	-	-	-
<b>TOTALS</b>	<b>48</b>	<b>2,949</b>	<b>24</b>	<b>17</b>	<b>7</b>	<b>4</b>	<b>115</b>	<b>1,436</b>	<b>1,321</b>	<b>2.40</b>	<b>.920</b>	<b>0</b>	<b>0</b>	<b>0</b>

+Traded Player \* Rookie

## 2012-13 SEASON NOTES

- ★ Completed 12th NHL season with a record of 24-17-7 (55 pts.), finishing fourth-T in the Central Division, eighth-T in the Western Conference and 15th-T in the NHL.
- ★ Club missed out on its second Stanley Cup Playoffs berth on a tie-breaker to Minnesota (22 regulation/OT wins vs. 19).
- ★ After posting a 5-12-2 mark (12 pts.) through their first 19 games, the Jackets went 19-5-5 (43 pts.) in 29 games from Feb. 26 through the end of the season.
- ★ The Blue Jackets went 14-5-5 at home, including a club-record 12 consecutive games without a regulation loss (9-0-3) from Feb. 11-Mar. 31.
- ★ Columbus ranked 25th in the NHL in scoring (2.40 G per game) and ninth-T in goals-against (2.40 GA per game).
- ★ The Jackets ranked fifth-T in the NHL in faceoffs efficiency, winning 52 percent (1,457-of-2,802).
- ★ Goaltender Sergei Bobrovsky posted a 21-11-6 record with a 2.00 goals-against average (club record), .932 save percentage (club record) and four shutouts in 38 games this season en route to winning the Vezina Trophy and earning First Team NHL All-Star honors.
- ★ Left wing Vinny Prospal tallied 12-18-30 with 32 PIM and a +3 plus/minus rating in 48 games to lead the club in scoring in his 16th NHL season.
- ★ Center Mark Letestu tallied 13-14-27 with 10 PIM and was +7 in 46 games, matching his career highs in assists and points.
- ★ Defenseman Fedor Tyutin tallied 4-18-22, 28 PIM and was +9 in 48 games to give him 31-110-141 in 356 games as a Blue Jacket, which are the most points in club history by a defenseman (Rostislav Klesla, 41-92-133 in 515 GP from 2000-11).
- ★ Defenseman Jack Johnson led the club and ranked fifth in the NHL in time on ice, averaging 25:58 per game in 44 outings.
- ★ Center Brandon Dubinsky led the club in points per game (0.69) and assists (tied) after tallying 2-18-20 in 29 games.
- ★ Defenseman Dalton Prout led the club and ranked second among rookie defensemen with a +15 plus/minus rating in 28 games played.





GM	DATE	OPPONENT	RESULT	RECORD	SCORE	CBJ GOAL SCORERS	GWG	PP	PK	SF-SA	W/L GOALIE	ATTN
1.	1/19	at NSH	SOW	01-00-00	3-2	71p, 42	Brassard	1-2	0-1	28-34	Bobrovsky/Rinne	17,113
2.	1/21	DET	SOL	01-00-01	3-4	13,21p,22p	Brunner	2-7	7-7	33-42	Howard/Bobrovsky	19,206+
3.	1/23	at PHX	L	01-01-01	1-5	51	Ekman-Larsson	0-3	4-5	26-42	LaBarbera/Mason	8,355
4.	1/24	at COL	L	01-02-01	0-4	-	Parenteau	0-6	3-3	33-28	Varlamov/Bobrovsky	14,325
5.	1/26	CHI	L	01-03-01	2-3	10,42	Toews	0-5	3-3	26-24	Crawford/Mason	18,381+
6.	1/28	DAL	W	02-03-01	2-1	15,22	Prospal	0-7	3-4	27-25	Bobrovsky/Lehtonen	10,475
7.	1/29	at MIN	L	02-04-01	2-3	10,7p	Bouchard	1-4	2-2	19-26	Backstrom/Mason	17,584
8.	1/31	STL	L	02-05-01	1-4	16p	Berglund	1-4	3-5	25-25	Elliott/Bobrovsky	11,155
9.	2/2	DET	W	03-05-01	4-2	21p,42,42,10s	Anisimov	1-3	5-5	28-34	Mason/Howard	17,612
10.	2/5	LAK	L	03-06-01	2-4	24,16	Voynov	0-3	2-3	20-31	Quick/Mason	11,019
11.	2/7	CGY	OTL	03-06-02	3-4	11,10p,22	Tanguay	1-4	3-4	29-30	Irving/Bobrovsky	10,484
12.	2/10	EDM	L	03-07-02	1-3	18	Paajarvi	0-7	4-4	40-14	Dubnyk/Bobrovsky	14,364
13.	2/11	SJS	W	04-07-02	6-2	17,21p,48,6,22p,10	Goloubef	2-4	2-3	36-27	Mason/Mason	10,837
14.	2/15	at LAK	L	04-08-02	1-2	71	Richards	0-4	4-5	13-22	Bernier/Bobrovsky	18,118
15.	2/16	at PHX	L	04-09-02	3-5	40,11,24	Hanzal	0-3	6-7	20-35	Smith/Mason	15,425
16.	2/18	at ANA	L	04-10-02	2-3	22,16	Perry	0-3	1-3	27-29	Hiller/Bobrovsky	14,713
17.	2/21	at DET	W	05-10-02	3-2	18p,15,22	Prospal	1-3	4-4	24-30	Bobrovsky/Howard	20,066
18.	2/23	at STL	L	05-11-02	1-2	11s	Perron	0-4	2-2	20-23	Halak/Bobrovsky	19,457
19.	2/24	at CHI	L	05-12-02	0-1	-	Shaw	0-5	3-3	28-27	Crawford/Mason	21,580
20.	2/26	DAL	OTL	05-12-03	4-5	6,15,13,18	Eriksson	0-1	1-1	20-39	Bachman/Bobrovsky	11,523
21.	3/1	at CHI	OTL	05-12-04	3-4	22,42,19	Seabrook	0-1	2-2	22-35	Emery/Mason	21,828
22.	3/3	COL	OTW	06-12-04	2-1	22p,42p	Anisimov	2-5	2-2	34-19	Bobrovsky/Varlamov	13,778
23.	3/5	EDM	SOW	07-12-04	4-3	24,22p,7	Anisimov	1-4	3-3	38-29	Bobrovsky/Dubnyk	14,952
24.	3/7	VAN	OTS	08-12-04	2-1	18,11	Calvert	0-3	1-1	27-35	Bobrovsky/Schneider	13,632
25.	3/9	DET	W	09-12-04	3-0	13,7p,71	Atkinson	1-6	3-3	24-30	Bobrovsky/Howard	17,957
26.	3/10	at DET	SOW	10-12-04	3-2	16,18	Calvert	0-5	5-6	21-23	Bobrovsky/Howard	20,066
27.	3/12	VAN	SOL	10-12-05	1-2	10	Raymond	0-2	2-2	27-38	Luongo/Bobrovsky	14,852
28.	3/14	CHI	SOL	10-12-06	1-2	7p	Kane	1-2	1-1	30-40	Crawford/Bobrovsky	15,009
29.	3/16	PHX	SOW	11-12-06	1-0	-	Anisimov	0-2	2-2	23-39	Bobrovsky/Smith	14,231
30.	3/19	NSH	W	12-12-06	4-3	51,10,6p,16	Brassard	1-3	1-1	31-35	Bobrovsky/Rinne	13,364
31.	3/22	CGY	W	13-12-06	5-1	40,71,71,42,9	Foligno	0-4	2-2	28-25	Bobrovsky/Kiprusoff	13,853
32.	3/23	at NSH	L	13-13-06	2-5	18p,42	Legwand	1-3	0-2	23-24	Rinne/Bobrovsky	17,113
33.	3/26	at VAN	SOL	13-13-07	0-1	-	Lapierre	0-2	3-3	17-34	Schneider/Bobrovsky	18,910
34.	3/28	at EDM	L	13-14-07	4-6	13,11,42,13	Hemsky	0-2	2-2	30-25	Dubnyk/Bobrovsky	16,839
35.	3/29	at CGY	W	14-14-07	6-4	10s,22,11,16,19,18	Johansen	0-1	3-4	25-33	Mason/Kiprusoff	19,289
36.	3/31	ANA	OTW	15-14-07	2-1	16,10	Letestu	0-1	2-2	18-30	Bobrovsky/Hiller	13,185
37.	4/4	at NSH	W	16-14-07	3-1	21p,10,11	Gaborik	1-2	2-2	38-39	Bobrovsky/Rinne	17,113
38.	4/5	at STL	L	16-15-07	1-3	42	Backes	0-2	3-4	27-19	Allen/Bobrovsky	19,224
39.	4/7	MIN	L	16-16-07	0-3	-	Suter	0-4	1-3	24-24	Backstrom/Bobrovsky	15,909
40.	4/9	SJS	W	17-16-07	4-0	11,21,19,10	Calvert	0-2	1-1	30-30	Bobrovsky/Niemi	17,771
41.	4/12	STL	W	18-16-07	4-1	13,42,19,10	Anisimov	0-1	5-5	19-32	Bobrovsky/Allen	17,007
42.	4/13	at MIN	SOW	19-16-07	3-2	22,51	Letestu	0-2	3-4	22-41	Bobrovsky/Backstrom	19,187
43.	4/15	at COL	OTW	20-16-07	4-3	55,14,18,71	Foligno	0-1	2-3	30-32	Bobrovsky/Giguere	13,694
44.	4/17	at ANA	OTW	21-16-07	3-2	14,11,51	Tyutin	0-3	2-3	28-28	Bobrovsky/Fasth	15,074
45.	4/18	at LAK	L	21-17-07	1-2	47	Clifford	0-2	1-2	21-23	Quick/Bobrovsky	18,118
46.	4/21	at SJS	W	22-17-07	4-3	55,22,55p,19	Johansen	1-2	1-2	22-35	Bobrovsky/Niemi	17,562
47.	4/25	at DAL	W	23-17-07	3-1	13,55p,13p	Letestu	2-4	2-3	35-32	Bobrovsky/Lehtonen	16,918
48.	4/27	NSH	W	24-17-07	3-1	17p,71,3	Johnson	1-2	0-0	47-20	Bobrovsky/Mason	19,002+

+ Home Sellout



# 2011-12 FINAL STATS

**GENERAL MANAGER:** Scott Howson | **HEAD COACH:** Scott Arniel / Todd Richards | **CAPTAIN:** Rick Nash

PLAYERS	POS	GP	TOI	G	A	P	+/-	PIM	PP	SH	GW	S	%	
Rick Nash	RW	82	19:05	30	29	59	-19	40	6	2	2	306	9.8	
Vinny Prospal	LW	82	17:53	16	39	55	-11	36	3	0	0	165	9.7	
Derick Brassard	C	74	16:20	14	27	41	-20	42	5	0	3	125	11.2	
R.J. Umberger	LW	77	18:11	20	20	40	-10	27	5	0	3	200	10.0	
Jack Johnson	LA	D	61	22:30	8	16	24	-12	24	5	0	4	120	6.7
	CBJ	D	21	27:25	4	10	14	5	15	0	0	1	56	7.1
	TOT		82	23:46	12	26	38	-7	39	5	0	5	176	6.8
Nikita Nikitin	STL	D	7	12:21	0	0	0	-5	4	0	0	0	10	0.0
	CBJ	D	54	23:34	7	25	32	-5	14	3	0	3	93	7.5
	TOT		61	23:11	7	25	32	-10	18	3	0	3	103	6.8
James Wisniewski	D	48	24:47	6	21	27	-13	37	2	0	2	99	6.1	
Antoine Vermette +	C	60	17:14	8	19	27	-17	12	2	1	3	106	7.5	
Fedor Tyutin	D	66	24:08	5	21	26	-21	49	1	0	0	124	4.0	
Jeff Carter	C	39	19:37	15	10	25	-11	14	8	0	1	130	11.5	
Mark Letestu	PIT	C	11	12:50	0	1	1	-6	2	0	0	9	0.0	
	CBJ	C	51	16:15	11	13	24	-3	6	4	0	105	10.5	
	TOT		62	15:38	11	14	25	-9	8	4	0	114	9.6	
Ryan Johansen *	C	67	12:44	9	12	21	-2	24	3	0	3	99	9.1	
Derek Dorsett	RW	77	14:41	12	8	20	-11	235	2	1	1	137	8.8	
Aaron Johnson	D	56	16:30	3	13	16	-12	26	1	0	0	63	4.8	
Cam Atkinson *	RW	27	15:23	7	7	14	1	14	1	0	0	66	10.6	
Derek MacKenzie	C	66	10:30	7	7	14	4	40	1	2	2	61	11.5	
Grant Clitsome	D	51	17:01	4	10	14	-6	24	1	0	1	74	5.4	
Samuel Pahlsson +	C	61	15:02	2	9	11	-6	22	0	1	0	63	3.2	
David Savard *	D	31	16:34	2	8	10	0	16	1	0	0	34	5.9	
Colton Gillies	MIN	C	37	9:09	0	2	2	-5	10	0	0	24	0.0	
	CBJ	C	38	10:59	2	4	6	-4	25	0	0	24	8.3	
	TOT		75	10:05	2	6	8	-9	35	0	0	48	4.2	
John Moore *	D	67	15:49	2	5	7	-23	8	0	0	0	64	3.1	
Marc Methot	D	46	20:03	1	6	7	-11	24	0	0	0	42	2.4	
Darryl Boyce	TOR	C	17	10:03	1	1	2	-3	16	0	0	12	8.3	
	CBJ	C	20	9:54	0	3	3	-5	19	0	0	13	0.0	
	TOT		37	9:58	1	4	5	-8	35	0	0	25	4.0	
Brett Lebda	D	30	16:28	1	3	4	-1	14	0	0	0	36	2.8	
Jared Boll	RW	54	8:07	2	1	3	-8	126	0	0	0	35	5.7	
Matt Calvert	LW	13	9:07	0	3	3	-5	16	0	0	0	4	0.0	
Kris Russell +	D	12	17:34	2	1	3	-1	13	0	0	0	20	10.0	
Ryan Russell *	LW	41	11:40	2	0	2	-7	2	0	0	0	39	5.1	
Maksim Mayorov *	LW	10	10:39	1	1	2	-3	2	0	0	0	9	11.1	
Tomas Kubalik *	RW	8	13:17	1	1	2	-3	6	0	0	0	8	12.5	
Alexandre Giroux	LW	9	12:11	1	0	1	-2	8	0	0	0	18	5.6	
Radek Martinek	D	7	19:26	1	0	1	-3	0	0	0	0	10	10.0	
Cody Bass	C	14	9:05	0	1	1	0	32	0	0	0	13	0.0	
Dalton Prout *	D	5	11:47	0	0	0	1	0	0	0	0	2	0.0	
Andrew Joudrey	C	1	9:16	0	0	0	0	0	0	0	0	1	0.0	
Kristian Huselius	LW	2	16:12	0	0	0	-2	2	0	0	0	2	0.0	
Dane Byers *	LW	8	8:05	0	0	0	0	29	0	0	0	8	0.0	
Cody Goloubef *	D	1	6:00	0	0	0	1	0	0	0	0	0	0.0	
<b>TOTALS</b>		<b>82</b>		<b>198</b>	<b>337</b>	<b>535</b>		<b>1,035</b>	<b>49</b>	<b>7</b>	<b>25</b>	<b>2,454</b>	<b>8.1</b>	

GOALTENDERS	GP	MIN	W	L	OT	SO	GA	SA	SV	GAA	SV%	A	PTS	PIM
Steve Mason	46	2,534	16	26	3	1	143	1,355	1,212	3.39	.894	2	2	2
Curtis Sanford	36	1,983	10	18	4	1	86	971	885	2.60	.911	0	0	0
Allen York *	11	417	3	2	0	0	16	199	183	2.30	.920	0	0	0
Shawn Hunwick *	1	3	0	0	0	0	0	0	0	0.00	.000	0	0	0
<b>TOTALS</b>	<b>82</b>	<b>4,937</b>	<b>29</b>	<b>46</b>	<b>7</b>	<b>2</b>	<b>245</b>	<b>2,525</b>	<b>2,280</b>	<b>2.98</b>	<b>.903</b>	<b>2</b>	<b>2</b>	<b>2</b>

+Traded Player \* Rookie

## 2011-12 SEASON NOTES

- ★ Completed their 11th season in the National Hockey League with a 29-46-7 record (65 pts.), finishing fifth in the Central Division, 15th in the Western Conference and 30th in the NHL.
- ★ After going 13-32-6 over the first 51 games of the season, the club improved to 16-14-1 over the final 31 games.
- ★ Todd Richards was named interim head coach after Scott Arniel was relieved of his duties on Jan. 9 and led the club to an 18-21-2 record, including a 14-0-0 mark when taking a lead into the third period.
- ★ Left wing Rick Nash tallied 30-29-59 in 82 games, leading the club in goals for the eighth-straight season and points for the fifth-straight season. He is one of only four players to record 30 goals in each of the past five seasons (Iginla, Kovalchuk, Ovechkin) and became the first Blue Jacket to play in 600 games with the club on Oct. 22 at Ottawa.
- ★ Left wing R.J. Umberger registered 20-20-40 in 77 games to rank second on the club in goals and played the 500th game of his NHL career on Dec. 2 at Edmonton. He had his franchise record streak of 288-consecutive games played come to an end when he missed five games from Jan. 13-21 due to injury. The streak began on Oct. 10, 2008.
- ★ Right wing Derek Dorsett collected 12-8-20 and 235 penalty minutes in 77 games to become one of only three players since 1996 to lead the NHL in penalty minutes and score 10 or more goals.





GM	DATE	OPPONENT	RESULT	RECORD	SCORE	CBJ GOAL SCORERS	GWG	PP	PK	SF-SA	W/L GOALIE	ATTN
1.	10/7	NSH	L	00-01-00	2-3	22,61	Halischuk	0-5	2-3	34-31	Rinne/Mason	18,247+
2.	10/8	at MIN	L	00-02-00	2-4	15,8	Heatley	0-6	2-4	31-26	Backstrom/Mason	19,040
3.	10/10	VAN	L	00-03-00	2-3	13,22	Burrows	0-5	3-4	25-25	Schneider/Mason	9,187
4.	10/12	COL	SOL	00-03-01	2-3	61,2	Duchene	0-4	4-4	33-32	Varlamov/Mason	8,986
5.	10/15	at DAL	L	00-04-01	2-4	22p,28	Souray	1-5	3-4	15-33	Lehtonen/Mason	8,305
6.	10/18	DAL	L	00-05-01	2-3	16p,10	Ryder	1-5	2-2	40-18	Lehtonen/Mason	9,158
7.	10/21	at DET	L	00-06-01	2-5	16,5p	Datsyuk	1-4	2-5	34-33	Howard/Mason	20,066
8.	10/22	at OTT	L	00-07-01	3-4	5,10,61p	Michalek	1-4	0-2	21-27	Anderson/Mason	18,867
9.	10/25	DET	W	01-07-01	4-1	18,19p,4,24s	Johansen	1-7	3-3	32-31	Mason/Conklin	15,100
10.	10/27	at BUF	L	01-08-01	2-4	22,51	Kaleta	0-6	1-3	43-26	Enroth/Mason	18,690
11.	10/29	at CHI	L	01-09-01	2-5	22,24	Stalberg	0-5	5-5	29-38	Emery/York	21,114
12.	10/30	ANA	W	02-09-01	3-1	61p,19,51	Johansen	1-3	3-3	21-20	Mason/Ellis	16,022
13.	11/3	TOR	L	02-10-01	1-4	19	MacArthur	0-4	2-2	39-18	Scrivens/Mason	14,306
14.	11/5	at PHI	L	02-11-01	2-9	15,14	Talbot	0-2	4-5	35-33	Bryzgalov/Mason	19,784
15.	11/10	CHI	L	02-12-01	3-6	14p,17p,14	Montador	2-5	1-3	30-36	Crawford/Mason	15,048
16.	11/12	WPG	W	03-12-01	2-1	19,19	Johansen	0-4	5-5	27-36	Mason/Pavelec	15,581
17.	11/15	MIN	L	03-13-01	2-4	50s,17p	Clutterbuck	1-3	4-5	45-24	Backstrom/Mason	10,833
18.	11/17	at BOS	SOL	03-13-02	1-2	24p	Krejci	1-3	2-2	31-27	Rask/Sanford	17,565
19.	11/19	at NSH	OTW	04-13-02	4-3	7,22p,18p,21	Wisniewski	2-5	1-3	29-30	Sanford/Rinne	16,776
20.	11/21	CGY	W	05-13-02	4-1	7,50,7p,61	Vermette	1-3	1-2	30-28	Sanford/Karlsson	11,629
21.	11/23	at NJD	SOL	05-13-03	1-2	40	Kovalchuk	0-6	3-3	36-24	Brodeur/Sanford	15,585
22.	11/25	BUF	W	06-13-03	5-1	17,61p,3,18,61	Nash	1-5	3-3	34-29	Sanford/Enroth	16,705
23.	11/27	STL	L	06-14-03	1-2	15	Backes	0-5	4-5	24-29	Elliott/Sanford	14,151
24.	11/29	at VAN	L	06-15-03	1-4	26s	Booth	0-3	2-2	48-34	Schneider/Sanford	18,890
25.	12/1	at CGY	SOW	07-15-03	4-3	50,6,61,61x	Nash	0-4	1-1	33-35	Sanford/Kiprusoff	19,289
26.	12/2	at EDM	L	07-16-03	3-6	17p,15s,15	Jones	1-5	1-2	39-34	Dubnyk/Sanford	16,839
27.	12/6	at MTL	SOW	08-16-03	3-2	22,18,61x	Nash	0-4	3-3	28-20	Sanford/Price	21,273
28.	12/8	NSH	OTL	08-16-04	3-4	7,50,15	Wilson	0-1	0-1	24-22	Rinne/Sanford	13,852
29.	12/10	BOS	L	08-17-04	3-5	61,7p,18	Corvo	1-6	3-6	36-29	Rask/Sanford	18,175+
30.	12/13	VAN	SOW	09-17-04	2-1	7p,61x	Nash	1-3	4-4	30-32	Mason/Luongo	15,808
31.	12/15	LAK	L	09-18-04	1-2	7	Brown	0-3	2-2	25-41	Quick/Sanford	16,090
32.	12/17	TBL	L	09-19-04	2-3	18p,61	Stamkos	1-5	3-3	28-28	Garon/Mason	16,108
33.	12/18	at STL	L	09-20-04	4-6	24,15,17p,16	Pietrangelo	1-3	1-1	32-34	Halak/Mason	18,611
34.	12/22	at NSH	L	09-21-04	5-6	7,7p,19p,7p,19p	Erat	4-6	1-3	31-38	Rinne/Sanford	17,113
35.	12/26	at CHI	L	09-22-04	1-4	21	Stalberg	0-2	2-3	38-22	Crawford/Mason	21,645
36.	12/27	CGY	SOL	09-22-05	1-2	16	Iginla	0-4	2-3	28-26	Kiprusoff/Mason	16,985
37.	12/29	at DAL	W	10-22-05	4-1	61,50,61,51	Vermette	0-2	3-3	29-37	Mason/Lehtonen	16,555
38.	12/31	WSH	L	10-23-05	2-4	4,26	Wideman	0-1	0-1	37-26	Vokoun/Mason	18,199+
39.	1/5	at SJS	L	10-24-05	1-2	22	Thornton	0-0	4-5	24-39	Greiss/Sanford	17,562
40.	1/7	at LAK	W	11-24-05	1-0	14	Clitsome	0-6	8-8	18-31	Sanford/Quick	18,118
41.	1/8	at ANA	L	11-25-05	4-7	61,16p,22	Perry	1-3	3-5	18-37	Tarke/Sanford	13,053
42.	1/10	at CHI	L	11-26-05	2-5	18,50	Stalberg	0-5	4-4	34-25	Crawford/Sanford	21,229
43.	1/13	PHX	W	12-26-05	4-3	33,61,25,16	Brassard	0-1	1-1	32-35	Sanford/LaBarbera	14,119
44.	1/14	SJS	L	12-27-05	1-2	61	Marleau	0-2	4-5	26-33	Greiss/Sanford	16,582
45.	1/17	EDM	W	13-27-05	4-2	19,16p,24,15p	MacKenzie	2-2	3-3	25-23	Sanford/Dubnyk	13,814
46.	1/19	NSH	L	13-28-05	0-3	-	Erat	0-3	1-2	38-25	Rinne/Mason	17,233
47.	1/21	at DET	SOL	13-28-06	2-3	25,6p	Filippula	1-3	3-4	19-31	Howard/Sanford	20,066
48.	1/23	at NSH	L	13-29-06	1-4	61	Fisher	0-2	3-5	26-29	Rinne/Mason	14,310
49.	1/24	at TBL	L	13-30-06	2-4	23,19	St. Louis	0-2	3-4	24-31	Garon/Sanford	16,859
50.	1/31	at SJS	L	13-31-06	0-6	-	Marleau	0-1	2-3	30-43	Niemi/Mason	17,562
51.	2/1	at LAK	L	13-32-06	2-3	15,9	Doughty	0-3	1-3	22-33	Quick/Sanford	18,118
52.	2/3	at ANA	OTW	14-32-06	3-2	16,7p,16	Brassard	1-4	4-5	21-35	Sanford/Hiller	13,358
53.	2/7	MIN	W	15-32-06	3-1	58,50p,7	Vermette	1-7	2-2	37-29	Sanford/Backstrom	11,237
54.	2/9	DAL	L	15-33-06	2-4	22p,61p	Robidas	2-3	3-3	28-35	Lehtonen/Sanford	15,943
55.	2/11	at MIN	W	16-33-06	3-1	18,18p,21	Umberger	1-4	1-1	19-35	Mason/Backstrom	18,958
56.	2/12	ANA	L	16-34-06	3-5	51p,5,50p	Ryan	2-5	1-4	27-35	Hiller/Mason	14,033
57.	2/14	STL	W	17-34-06	2-1	21p,15	Dorsett	1-4	1-1	33-32	Mason/Halak	12,425
58.	2/18	CHI	L	17-35-06	1-6	16	Stalberg	0-1	2-2	34-28	Crawford/Mason	18,663+
59.	2/19	at NYR	OTL	17-35-07	2-3	16p,61	Stepan	1-4	2-2	23-35	Lundqvist/Mason	18,200
60.	2/21	SJS	W	18-35-07	6-3	18,7p,61,7p,58p,7	Carter	3-7	3-4	35-41	Mason/Greiss	14,625
61.	2/24	COL	L	18-36-07	0-5	-	Jones	0-4	1-1	28-25	Varlamov/Mason	16,925
62.	2/26	at PIT	L	18-37-07	2-4	61s,22	Lefang	0-2	3-5	24-40	Thiessen/Sanford	18,602
63.	2/28	DET	L	18-38-07	2-5	61p,24s	Zetterberg	1-5	5-6	30-25	MacDonald/Sanford	14,333
64.	3/1	at COL	W	19-38-07	2-0	6p,51	Nikitin	1-2	2-2	28-33	Mason/Varlamov	13,236
65.	3/3	at PHX	W	20-38-07	5-2	61s,61,6,16,9	Nikitin	0-4	3-4	26-32	Mason/Smith	13,579
66.	3/6	PHX	W	21-38-07	3-2	18,7,24	MacKenzie	0-3	5-5	32-40	Mason/LaBarbera	10,915
67.	3/8	LAK	W	22-38-07	3-1	17,17,17	J. Johnson	0-5	1-1	36-30	Mason/Bernier	14,306
68.	3/10	at STL	L	22-39-07	1-4	13	Stewart	0-4	4-6	22-29	Elliott/Sanford	19,150
69.	3/11	STL	L	22-40-07	1-2	17	Perron	0-8	4-4	34-26	Halak/Sanford	14,969
70.	3/14	at EDM	L	22-41-07	0-3	-	Nugent-Hopkins	0-4	3-4	22-27	Dubnyk/Sanford	16,839
71.	3/17	at VAN	L	22-42-07	3-4	22,7,21	D. Sedin	0-2	1-3	36-38	Schneider/Mason	18,890
72.	3/18	at CGY	SOW	23-42-07	2-1	6,13x	Atkinson	0-2	4-4	18-31	Mason/Kiprusoff	19,289
73.	3/20	CHI	L	23-43-07	1-5	61	Sharp	0-2	0-2	25-27	Crawford/Mason	15,311
74.	3/23	CAR	W	24-43-07	5-1	22,18p,18,18,17	Umberger	1-3	5-5	26-40	Mason/Ward	15,085
75.	3/25	EDM	L	24-44-07	3-6	17,61,16p	Eager	1-6	3-4	32-38	Dubnyk/Mason	12,295
76.	3/26	at DET	L	24-45-07	2-7	17,61	Holmstrom	0-4	4-6	26-39	Conklin/Mason	20,066
77.	3/28	DET	W	25-45-07	4-2	22,15,16,18	Brassard	0-3	2-4	31-31	York/Conklin	12,432
78.	3/30	FLA	W	26-45-07	4-1	18,6p,6,18	Nikitin	1-5	3-3	29-31	York/Theodore	17,994
79.	3/31	at STL	L	27-45-07	5-2	40,18,18p,15p,22	Umberger	2-8	5-5	33-36	York/Halak	19,150
80.	4/3	at PHX	L	27-46-07	0-2	-	Gordon	0-7	1-1	54-22	Smith/York	13,263
81.	4/5	at COL	W	28-46-07	5-2	13,61,61p,13,13	Nash	1-3	2-3	28-37	Mason/Varlamov	15,610
82.	4/7	NYI	W	29-46-07	7-3	61,13,18,21p,13p,7,22	Wisniewski	2-3	2-2	37-38	Mason/Montoya	17,652

+ Home Sellout



# 2010-11 FINAL STATS

**GENERAL MANAGER:** Scott Howson | **HEAD COACH:** Scott Arniel | **CAPTAIN:** Rick Nash

PLAYERS	POS	GP	TOI	G	A	P	+/-	PIM	PP	SH	GW	S	S%
Rick Nash	LW	75	18:55	32	34	66	2	34	6	0	7	305	10.5
R.J. Umberger	LW	82	19:12	25	32	57	3	38	8	3	3	220	11.4
Antoine Vermette	C	82	18:48	19	28	47	0	60	3	1	3	183	10.4
Derick Brassard	C	74	17:01	17	30	47	-11	55	6	0	3	183	9.3
Jakub Voracek	RW	80	16:58	14	32	46	-3	26	2	0	2	183	7.7
Fedor Tyutin	D	80	22:41	7	20	27	-12	32	1	0	0	128	5.5
Kristian Huselius	LW	39	16:22	14	9	23	-17	10	6	0	1	94	14.9
Derek MacKenzie	C	63	10:50	9	14	23	14	22	0	1	1	76	11.8
Kris Russell	D	73	17:31	5	18	23	-9	37	1	0	0	88	5.7
Matt Calvert *	LW	42	11:05	11	9	20	3	12	3	0	1	50	22.0
Samuel Pahlsson	C	82	15:20	7	13	20	-13	30	0	1	1	108	6.5
Jan Hejda	D	77	21:07	5	15	20	-6	28	0	0	0	79	6.3
Grant Clitsome *	D	31	21:16	4	15	19	2	16	2	0	0	50	8.0
Anton Stralman	D	51	19:44	1	17	18	-11	22	1	0	1	80	1.3
Derek Dorsett	RW	76	13:12	4	13	17	-15	184	0	0	0	112	3.6
Chris Clark	RW	53	14:38	5	10	15	-3	38	2	0	0	83	6.0
Marc Methot	D	74	19:53	0	15	15	2	58	0	0	0	58	0.0
Jared Boll	RW	73	7:40	7	5	12	-2	182	0	0	2	66	10.6
Kyle Wilson *	C	32	10:38	4	7	11	-3	12	0	0	0	38	10.5
Rostislav Klesla +	D	45	19:18	3	7	10	10	26	0	0	0	45	6.7
Andrew Murray	C	29	11:22	4	4	8	2	4	0	0	1	48	8.3
Scottie Upshall	RW	PHX	61	13:26	16	11	27	5	42	2	0	144	11.1
		CBJ	21	15:45	6	1	7	-12	10	0	0	47	12.8
		TOT	82	14:02	22	12	34	-7	52	2	0	191	11.5
Nikita Filatov	LW	23	12:19	0	7	7	3	8	0	0	0	31	0.0
Mike Commodore	D	20	18:33	2	4	6	-8	44	0	0	2	32	6.3
Ethan Moreau	LW	37	12:28	1	5	6	-9	24	0	0	1	56	1.8
Sami Lepisto	D	PHX	51	16:38	4	7	11	7	37	0	0	31	12.9
		CBJ	19	20:01	0	5	5	3	18	0	0	25	0.0
		TOT	70	17:33	4	12	16	10	55	0	0	56	7.1
Tom Sesito *+	LW	9	9:31	2	2	4	-4	40	1	0	0	7	28.6
Tomas Kubalik *	RW	4	14:45	0	2	2	-3	0	0	0	0	5	0.0
Maksim Mayorov *	LW	5	8:42	1	0	1	0	0	0	0	0	3	33.3
Craig Rivet	D	BUF	23	13:02	1	2	3	-5	12	0	0	20	5.0
		CBJ	14	17:21	1	0	1	-7	23	0	0	13	7.7
		TOT	37	14:40	2	2	4	-12	35	0	0	33	6.1
Nick Holden *	D	5	17:11	0	0	0	0	0	0	0	0	6	0.0
Mike Blunden	RW	1	10:31	0	0	0	-1	0	0	0	0	2	0.0
Nate Guenin +	D	3	14:47	0	0	0	-3	2	0	0	0	2	0.0
John Moore *	D	2	11:28	0	0	0	0	0	0	0	0	0	0.0
<b>TOTALS</b>		<b>82</b>		<b>210</b>	<b>373</b>	<b>583</b>		<b>1,127</b>	<b>42</b>	<b>6</b>	<b>29</b>	<b>2,506</b>	<b>11.9</b>

GOALTENDERS	GP	MIN	W	L	OT	SO	GA	SA	SV	GAA	SV%	A	PTS	PIM
Steve Mason	54	3,027	24	21	7	3	153	1,541	1,388	3.03	.901	1	1	2
Mathieu Garon	36	1,938	10	14	6	3	88	887	799	2.72	.901	1	1	2
David LeNeveu	1	20	0	0	0	0	2	12	10	6.00	.833	0	0	0
<b>TOTALS</b>	<b>82</b>	<b>4,985</b>	<b>34</b>	<b>35</b>	<b>13</b>	<b>6</b>	<b>243</b>	<b>2,440</b>	<b>2,197</b>	<b>2.92</b>	<b>.900</b>	<b>2</b>	<b>2</b>	<b>4</b>

+Traded Player \* Rookie

## 2010-11 SEASON NOTES

- ★ Completed 10th NHL season with a 34-35-13 record (81 pts.), finishing fifth in the Central Division, 13th in the Western Conference and 24th in the NHL.
- ★ Opened the season playing two games against the San Jose Sharks at Ericsson Globe Arena in Stockholm, Sweden as a part of NHL Premiere.
- ★ Columbus had the best start in franchise history, posting a 14-6-0 mark in the first 20 games (previous best was a 12-6-2 record in 2009-10).
- ★ The 14-8-0 record in October and November marked the highest winning percentage (.636) for the first two months of the season in club history (previous best was 13-9-4, .591 winning percentage in 2009-10).
- ★ Left wing Rick Nash collected 32-34-66 in 75 games to lead the club in goals for the seventh-straight season and points for the fourth-straight season. He ranked sixth in the NHL in shots, 12th-T in game-winning goals and 14th-T in goals. He was selected to play in his fifth-consecutive All-Star Game and recorded a goal and an assist for Team Staal in an 11-10 loss.
- ★ Left wing R.J. Umberger, center Samuel Pahlsson and center Antoine Vermette were the only Blue Jackets to play in all 82 games. Umberger set career highs in points, while setting franchise records with assists in eight-straight games from Nov. 10-26 (8a) and points in 10-straight games from Nov. 10-Dec. 1 (3g, 10a).
- ★ Left wing Matt Calvert became the second Blue Jackets rookie to register a hat trick with three goals on Feb. 25 vs. Phoenix.





GM	DATE	OPPONENT	RESULT	RECORD	SCORE	CBJ GOAL SCORERS	GWG	PP	PK	SF-SA	W/L GOALIE	ATTN
1.	10/8	SJS	L	00-01-00	2-3	20p,18	Couture	1-7	4-6	32-28	Niemi/Mason	11,324
2.	10/9	at SJS	OTW	01-01-00	3-2	61,20p,19	Moreau	1-4	6-8	25-35	Mason/Nittymaki	9,537
3.	10/15	CHI	L	01-02-00	2-5	18s,20	Sharp	0-4	2-2	32-40	Turco/Mason	18,305+
4.	10/16	at MIN	W	02-02-00	3-2	15,24,18s	Umberger	0-4	4-5	25-23	Garon/Backstrom	17,336
5.	10/20	ANA	W	03-02-00	3-1	24,61,61	Nash	0-3	5-5	22-32	Mason/Hiller	9,802
6.	10/22	CGY	L	03-03-00	2-6	15,35	Bourque	0-4	6-6	22-23	Karlsson/Mason	10,784
7.	10/23	at CHI	W	04-03-00	3-2	16,18p,50	Vermette	1-4	2-3	40-32	Mason/Crawford	21,265
8.	10/25	PHI	W	05-03-00	2-1	25,16p	Brassard	1-4	2-2	25-29	Garon/Boucher	11,727
9.	10/28	EDM	SOW	06-03-00	3-2	26,25,61x	Nash	0-7	4-5	41-27	Mason/Dubnyk	9,128
10.	10/30	at COL	L	06-04-00	1-5	16p	Stewart	1-3	5-6	34-31	Budaj/Mason	13,017
11.	11/2	MTL	W	07-04-00	3-0	61,16p,25	Nash	1-3	3-3	24-29	Garon/Price	10,466
12.	11/4	at ATL	W	08-04-00	3-0	16,93,18	Brassard	0-1	2-2	42-25	Garon/Pavelec	8,461
13.	11/6	MIN	L	08-05-00	2-3	61,25	Clutterbuck	0-4	2-4	37-24	Theodore/Garon	13,457
14.	11/10	STL	W	09-05-00	8-1	93,40,61,93,71,18,71,50	Boll	0-4	3-3	35-30	Mason/Halak	10,265
15.	11/12	COL	L	09-06-00	1-5	50	Mauldin	0-3	2-2	29-29	Budaj/Mason	13,594
16.	11/17	at LAK	W	10-06-00	5-3	17,97,40,61,61	Nash	0-4	2-3	26-36	Mason/Quick	18,118
17.	11/19	at ANA	W	11-06-00	4-3	61,71p,93,22	Commodore	1-3	3-4	29-50	Mason/Hiller	13,667
18.	11/20	at SJS	W	12-06-00	3-0	61p,61,61	Nash	1-4	5-5	27-35	Garon/Nittymaki	17,562
19.	11/22	NSH	W	13-06-00	2-0	22,61	Commodore	0-5	4-4	30-27	Mason/Rinne	10,095
20.	11/24	at NYI	OTW	14-06-00	4-3	50p,71,18,93	Voracek	1-4	2-2	38-24	Garon/DiPietro	8,652
21.	11/26	DET	L	14-07-00	1-2	50	Filppula	0-5	2-3	35-32	Howard/Mason	18,391+
22.	11/28	at DET	L	14-08-00	2-4	16,18p	Filppula	1-7	5-5	29-42	Howard/Mason	18,860
23.	12/1	NSH	SOL	14-08-01	3-4	50,10,50	Sullivan	0-4	5-5	31-29	Rinne/Mason	9,892
24.	12/3	at BUF	L	14-09-01	0-5	-	Hecht	0-6	3-6	19-27	Miller/Garon	18,529
25.	12/4	PIT	L	14-10-01	2-7	26,71p	Martin	1-5	1-4	23-35	Fleury/Mason	19,143+
26.	12/6	DAL	SOW	15-10-01	3-2	10,61p,25x	Wilson	1-3	4-4	29-18	Garon/Lehtonen	10,932
27.	12/9	at STL	L	15-11-01	1-4	35	McClement	0-8	0-3	28-24	Halak/Garon	19,150
28.	12/11	NYR	W	16-11-01	3-1	50p,61,61	Nash	1-2	4-5	23-33	Mason/Lundqvist	15,780
29.	12/13	at CGY	OTL	16-11-02	2-3	50s,61p	Iginla	1-1	3-3	24-25	Kiprusoff/Garon	19,289
30.	12/15	at VAN	OTL	16-11-03	2-3	16,23p	Kesler	1-3	4-5	30-30	Luongo/Garon	18,860
31.	12/16	at EDM	L	16-12-03	3-6	20,20p,20	Eberle	1-3	3-4	40-36	Khabibulin/Mason	16,839
32.	12/18	DAL	L	16-13-03	1-2	51	Richards	0-5	5-6	36-23	Lehtonen/Garon	13,973
33.	12/21	CGY	W	17-13-03	3-1	93,40,97	Boll	0-3	3-4	37-30	Garon/Karlsson	12,443
34.	12/23	VAN	L	17-14-03	3-7	18,18,23	D. Sedin	0-1	4-5	27-30	Schneider/Garon	12,159
35.	12/26	at CHI	L	17-15-03	1-4	16p	Sharp	1-4	3-5	27-25	Turco/Garon	21,492
36.	12/27	MIN	SOW	18-15-03	4-3	16,51,17,25x	Wilson	0-0	7-7	22-40	Mason/Theodore	14,454
37.	12/30	at TOR	W	19-15-03	3-2	20,20,18p	Umberger	1-2	0-1	32-22	Mason/Gustavsson	19,148
38.	12/31	OTT	OTW	20-15-03	4-3	18,26,61,93	Voracek	0-4	3-3	23-38	Mason/Elliott	17,652
39.	1/2	at NSH	L	20-16-03	1-4	18	Spaling	0-3	2-3	20-26	Rinne/Mason	14,593
40.	1/4	at PHX	L	20-17-03	2-4	18,93p	Doan	1-2	4-4	28-33	Bryzgalov/Garon	8,222
41.	1/7	at ANA	L	20-18-03	0-6	-	Selanne	0-3	1-4	27-29	Hiller/Mason	12,815
42.	1/8	at LAK	L	20-19-03	4-6	11,61,51,61	Smyth	0-3	2-4	34-36	Quick/Garon	18,118
43.	1/11	PHX	L	20-20-03	3-4	40,97,20p	Morris	1-5	4-4	40-28	Bryzgalov/Garon	11,109
44.	1/14	DET	SOW	21-20-03	3-2	93,14p,50x	Vermette	1-5	3-3	32-28	Mason/MacDonald	18,684+
45.	1/15	at DET	OTL	21-20-04	5-6	16,14,11,18p,61	Franzen	1-2	1-1	30-34	MacDonald/Mason	20,066
46.	1/18	at TBL	SOL	21-20-05	2-3	18,16	Malone	0-4	3-4	30-22	Garon/Roloson	13,291
47.	1/19	at FLA	OTW	22-20-05	3-2	51,50,18p	Umberger	1-3	4-4	38-31	Mason/Vokoun	11,629
48.	1/22	at STL	W	23-20-05	5-2	50,40,17,61p,51	Murray	1-5	2-3	30-21	Mason/Halak	19,150
49.	1/25	ANA	L	23-21-05	2-3	61p,16p	Blake	2-5	1-3	37-22	Hiller/Mason	11,700
50.	2/1	CHI	L	23-22-05	4-7	15,16,26,11	Toews	0-5	3-4	33-27	Turco/Mason	12,568
51.	2/4	at DET	W	24-22-05	3-0	50,40,17	Vermette	0-3	6-6	24-34	Mason/Howard	20,066
52.	2/5	EDM	W	25-22-05	4-3	18,20,18,20	Huselius	0-3	5-5	34-26	Mason/Khabibulin	18,370+
53.	2/8	at PIT	W	26-22-05	4-1	61,26,93,50	Pahlsson	0-2	1-2	25-33	Mason/Fleury	18,147
54.	2/9	SJS	L	26-23-05	2-3	20p,14p	Marleau	2-4	3-3	44-32	Niemi/Mason	11,906
55.	2/11	COL	W	27-23-05	3-1	61,16,24	Brassard	0-2	1-1	32-32	Garon/Budaj	16,408
56.	2/13	at DAL	W	28-23-05	2-1	11,61	Nash	0-2	5-6	39-30	Mason/Lehtonen	16,377
57.	2/16	LAK	SOL	28-23-06	3-4	93,61,10	Stoll	0-2	3-3	24-29	Quick/Garon	12,442
58.	2/18	at CHI	W	29-23-06	4-3	11,50p,24,6p	Stralman	2-4	3-3	36-40	Mason/Crawford	21,708
59.	2/22	NSH	W	30-23-06	4-0	61,11p,50,61p	Nash	2-5	2-2	30-20	Mason/Rinne	12,475
60.	2/25	PHX	W	31-23-06	5-3	18p,93p,11p,11,11	Calvert	3-9	5-5	34-28	Mason/Bryzgalov	16,771
61.	2/27	at NSH	L	31-24-06	2-3	11p,10p	Legwand	2-5	1-2	27-28	Rinne/Garon	16,340
62.	3/1	at VAN	SOL	31-24-07	1-2	8	Torres	0-4	3-3	31-26	Luongo/Mason	18,860
63.	3/3	at EDM	L	31-25-07	2-4	35,8	Eberle	0-5	4-5	28-38	Dubnyk/Mason	16,839
64.	3/4	at CGY	L	31-26-07	3-4	52,50,35	Glencross	0-3	5-7	40-28	Kiprusoff/Mason	19,289
65.	3/7	at STL	SOL	31-26-08	4-5	93,11,51p,24	Steen	1-3	0-2	28-36	Bishop/Mason	19,150
66.	3/9	STL	OTL	31-26-09	3-4	93,18p,24	Stewart	1-4	2-2	22-26	Halak/Garon	11,508
67.	3/11	LAK	L	31-27-09	2-4	9,16	Kopitar	0-3	4-5	34-22	Bernier/Mason	15,605
68.	3/12	at CAR	W	32-27-09	3-2	26s,24,24	MacKenzie	0-5	9-9	28-31	Mason/Ward	18,680
69.	3/15	BOS	SOL	32-27-10	2-3	14,9	Seguin	0-6	1-1	36-29	Rask/Mason	12,282
70.	3/17	DET	L	32-28-10	0-2	-	Miller	0-6	3-4	37-27	MacDonald/Mason	14,444
71.	3/19	at MIN	OTW	33-28-10	5-4	61,10,35,61,50	Vermette	0-0	1-1	33-36	Garon/Backstrom	18,305
72.	3/20	NJD	L	33-29-10	0-3	-	Clarkson	0-1	4-4	13-31	Brodeur/Mason	13,043
73.	3/22	at COL	SOL	33-29-11	4-5	61,24s,18s,18	Hejduk	0-2	3-4	33-32	Elliott/Mason	12,301
74.	3/24	at PHX	L	33-30-11	0-3	-	Rozsival	0-2	3-4	28-23	Bryzgalov/Garon	11,172
75.	3/27	VAN	L	33-31-11	1-4	18	H. Sedin	0-5	2-4	40-24	Schneider/Garon	14,469
76.	3/29	FLA	SOW	34-31-11	3-2	9,50,43x	Mayorov	0-3	2-3	32-31	Mason/Clemmensen	11,670
77.	3/31	at WSH	OTL	34-31-12	3-4	50,51,9	Chimera	0-2	1-1	23-33	Neuvirth/Mason	18,398
78.	4/1	CHI	SOL	34-31-13	3-4	43,16p,26	Stalberg	1-7	3-4	34-29	Crawford/Garon	16,217
79.	4/3	STL	L	34-32-13	1-6	18p	Porter	1-2	1-2	24-33	Halak/Garon	13,538
80.	4/5	at DAL	L	34-33-13	0-3	-	Ott	0-2	4-5	23-30	Lehtonen/Garon	16,012
81.	4/8	at NSH	L	34-34-13	1-4	16	Halischuk	0-1	3-3	45-25	Rinne/Mason	17,113
82.	4/9	BUF	L	34-35-13	4-5	15,40,20,20p	Gaustad	1-4	2-4	36-30	Enroth/Mason	18,717+

+ Home Sellout



# 2009-10 FINAL STATS

**GENERAL MANAGER:** Scott Howson | **HEAD COACH:** Ken Hitchcock / Claude Noel | **CAPTAIN:** Rick Nash

PLAYERS	POS	GP	TOI	G	A	P	+/-	PIM	PP	SH	GW	S	S%	
Rick Nash	LW	76	20:56	33	34	67	-2	58	10	2	6	254	13.0	
Antoine Vermette	C	82	20:08	27	38	65	2	32	6	2	1	156	17.3	
Kristian Huselius	LW	74	18:23	23	40	63	-4	36	8	1	5	162	14.2	
R.J. Umberger	LW	82	19:10	23	32	55	-16	40	8	1	4	221	10.4	
Jakub Voracek	RW	81	15:37	16	34	50	-7	26	4	0	1	154	10.4	
Derick Brassard	C	79	14:56	9	27	36	-17	48	4	0	0	125	7.2	
Anton Stralman	D	73	20:29	6	28	34	-17	37	4	0	0	121	5.0	
Fedor Tyutin	D	80	23:31	6	26	32	-7	49	3	0	2	149	4.0	
Raffi Torres +	LW	60	13:34	19	12	31	-8	32	7	0	3	99	19.2	
Kris Russell	D	70	18:35	7	15	22	3	32	0	0	1	108	6.5	
Jason Chimera +	LW	39	14:46	8	9	17	-7	47	1	0	1	92	8.7	
Samuel Pahlsson	C	79	16:16	3	13	16	-9	32	0	0	0	93	3.2	
Derek Dorsett	RW	51	10:53	4	10	14	6	105	0	0	0	57	7.0	
Jan Hejda	D	62	20:38	3	10	13	-14	36	1	0	0	63	4.8	
Mike Commodore	D	57	19:00	2	9	11	-9	62	0	0	1	54	3.7	
Mathieu Roy +	D	31	18:19	0	10	10	-2	17	0	0	0	32	0.0	
Rostislav Klesla	D	26	20:06	2	6	8	-7	26	0	0	1	24	8.3	
Marc Methot	D	60	19:31	2	6	8	-8	51	0	0	0	42	4.8	
Andrew Murray	C	46	10:21	5	2	7	-6	6	0	0	0	73	6.8	
Jared Boll	RW	68	7:12	4	3	7	-8	149	0	0	0	56	7.1	
Fredrik Modin +	LW	24	14:40	2	4	6	-6	12	0	0	2	35	5.7	
Chris Clark	RW	WSH	38	11:39	4	11	15	-4	27	0	0	1	59	6.8
		CBJ	36	12:06	3	2	5	-8	21	0	0	0	46	6.5
		TOT	74	11:52	7	13	20	-12	48	0	0	1	105	6.7
Mike Blunden *	RW	40	8:06	2	2	4	3	59	0	0	0	40	5.0	
Derek MacKenzie	C	18	8:41	1	3	4	3	0	0	0	0	14	7.1	
Grant Clitsome *	D	11	14:44	1	2	3	0	6	0	0	0	7	14.3	
Milan Jurcina +	D	WSH	27	17:26	0	4	4	0	14	0	0	0	32	0.0
		CBJ	17	18:01	1	2	3	2	10	0	0	1	17	5.9
		TOT	44	17:40	1	6	7	2	24	0	0	1	49	2.0
Nikita Filatov *	LW	13	8:06	2	0	2	0	8	0	0	1	11	18.2	
Tomas Kana *	C	6	8:40	0	2	2	2	2	0	0	0	4	0.0	
Chad Kolarik *	C	2	6:29	0	0	0	-1	0	0	0	0	2	0.0	
Alexandre Picard +	LW	9	7:13	0	0	0	-3	10	0	0	0	12	0.0	
Tom Sestito *	LW	3	5:33	0	0	0	0	7	0	0	0	0	0.0	
Trevor Frischmon	C	3	6:06	0	0	0	0	4	0	0	0	1	0.0	
Nathan Paetsch	D	BUF	11	9:39	1	1	2	2	6	0	0	9	11.1	
		CBJ	10	11:14	0	0	0	-5	6	0	0	8	0.0	
		TOT	21	10:24	1	1	2	-3	12	0	0	17	5.9	
Maksim Mayorov *	LW	4	7:40	0	0	0	-1	0	0	0	0	4	0.0	
Greg Moore *	C	4	5:54	0	0	0	0	0	0	0	0	2	0.0	
<b>TOTALS</b>		<b>82</b>		<b>214</b>	<b>381</b>	<b>595</b>		<b>1,066</b>	<b>56</b>	<b>6</b>	<b>30</b>	<b>2,338</b>	<b>9.2</b>	

GOALTENDERS	GP	MIN	W	L	OT	SO	GA	SA	SV	GAA	SV%	A	PTS	PIM
Steve Mason	58	3,201	20	26	9	5	163	1,653	1,490	3.05	.901	2	2	2
Mathieu Garon	35	1,771	12	9	6	2	83	858	775	2.81	.903	0	0	2
<b>TOTALS</b>	<b>82</b>	<b>4,972</b>	<b>32</b>	<b>35</b>	<b>15</b>	<b>7</b>	<b>246</b>	<b>2,511</b>	<b>2,265</b>	<b>2.97</b>	<b>.902</b>	<b>2</b>	<b>2</b>	<b>4</b>

+Traded Player \* Rookie

## 2009-10 SEASON NOTES

- ★ Completed ninth NHL season with a 32-35-15 record (79 pts.), finishing fifth in the Central Division, 14th in the Western Conference and 27th in the NHL.
- ★ Began the season with a 12-6-2 mark but went 2-11-5 from Dec. 1 through Jan. 5 before rebounding to go 17-15-6 over the final 38 games of the campaign.
- ★ Scored 214 goals in 82 games, averaging 2.61 goals per game, which was the third-highest total in franchise history. The club scored a club-record 56 power play goals (on 308 attempts), converting 18.2 percent of its chances with the man advantage.
- ★ The Blue Jackets had a club-record five players record 50 or more points – Rick Nash (67), Antoine Vermette (65), Kristian Huselius (63), R.J. Umberger (55) and Jakub Voracek (50).
- ★ Left wing Rick Nash tallied 33-34-67 in 76 games to lead the club in goals for the sixth-straight season and points for the third straight year. He also helped Canada capture the gold medal at the 2010 Olympic Games held in Vancouver, British Columbia.
- ★ Center Antoine Vermette and left wing R.J. Umberger were the only Jackets to play in all 82 games and each set career highs for points in a season. Vermette tallied 27-38-65 to surpass the 24-29-53 he collected in 81 games with Ottawa in 2007-08. Umberger notched 23-32-55, which topped his previous career best of 13-37-50 in 74 games with Philadelphia in 2007-08.
- ★ At 20 years, 8 months at season's end, right wing Jakub Voracek became the second-youngest player in Blue Jackets history to record 50 points in a season as he tallied 16-34-50 in 80 games. The only CBJ player who hit the 50-point mark at a younger age was Rick Nash with 41-16-57 in 80 games in 2003-04 (19 years, 10 months).





GM	DATE	OPPONENT	RESULT	RECORD	SCORE	CBJ GOAL SCORERS	GWG	PP	PK	SF-SA	W/L GOALIE	ATTN
1.	10/3	MIN	W	01-00-00	2-1	18s, 97	Klesla	0-3	3-4	39-33	Mason/Backstrom	18,159+
2.	10/5	at VAN	W	02-00-00	5-3	50,20,97,28,14p	Filatov	1-3	3-3	24-43	Mason/Luongo	18,810
3.	10/8	at SJS	L	02-01-00	3-6	61, 25, 14xp	Heatley	1-3	4-4	27-28	Nabokov/Mason	17,562
4.	10/10	at PHX	W	03-01-00	2-0	61,18	Nash	0-2	7-7	19-36	Garon/Bryzgalov	17,532
5.	10/13	CGY	W	04-01-00	2-1	6p,20	Huselius	1-4	1-1	33-23	Mason/Kiprusoff	13,280
6.	10/17	LAK	W	05-01-00	4-1	25,14p,61s,93p	Torres	2-6	5-5	24-28	Mason/Quick	15,251
7.	10/20	at CGY	L	05-02-00	3-6	61s, 16p, 93p	Phaneuf	2-7	5-5	30-22	Kiprusoff/Mason	19,289
8.	10/22	at EDM	L	05-03-00	4-6	20,14p,20,25	Visnovsky	1-4	4-7	32-32	Khabibulin/Garon	16,839
9.	10/24	at ANA	W	06-03-00	6-4	50,61,93,93,51,61	Tyutin	0-2	2-2	37-36	Mason/Giguere	14,468
10.	10/25	at LAK	L	06-04-00	2-6	50,20p	Stoll	1-4	2-4	27-25	Quick/Mason	15,820
11.	10/28	PHX	L	06-05-00	1-4	16p	Vandermeer	1-6	3-6	32-23	LaBarbera/Mason	13,184
12.	10/30	PIT	SOL	06-05-01	3-4	61p,61,15	Crosby	1-7	5-5	32-32	Johnson/Mason	19,136+
13.	11/1	at WSH	OTW	07-05-01	5-4	61,18p,14,14,18p	Umberger	2-6	4-5	32-36	Mason/Theodore	18,277
14.	11/4	SJS	SOL	07-05-02	2-3	25, 61p	Boyle	1-1	1-2	28-38	Nabokov/Mason	13,401
15.	11/5	at ATL	W	08-05-02	4-3	93,16,14,14	Torres	0-2	6-8	21-35	Garon/Pavelec	10,878
16.	11/7	CAR	W	09-05-02	3-2	28,40,61	Nash	0-3	5-5	26-26	Mason/Leighton	14,850
17.	11/11	DET	L	09-06-02	1-9	61	Datsyuk	0-2	2-4	26-39	Howard/Mason	15,304
18.	11/13	ANA	SOW	10-06-02	3-2	61,20,20x	Huselius	1-4	5-5	29-34	Garon/Giguere	15,577
19.	11/16	EDM	SOW	11-06-02	3-2	6p,50p,93x	Voracek	2-4	3-5	32-25	Garon/Khabibuli	13,030
20.	11/19	at DAL	W	12-06-02	4-1	61p,20s,20p,14p	Huselius	3-7	4-4	28-26	Mason/Turco	16,155
21.	11/21	at NSH	SOL	12-06-03	3-4	18,18,6p	Legwand	1-3	6-8	29-48	Rinne/Pekka	13,790
22.	11/23	at NYR	L	12-07-03	4-7	24,40,20,93	Avery	0-1	3-4	30-33	Lundqvist/Garon	18,200
23.	11/24	at MTL	L	12-08-03	3-5	50,6p,50p	Bergeron	3-6	4-8	36-29	Price/Garon	21,273
24.	11/26	at OTT	L	12-09-03	1-2	20p	Foligno	1-6	3-4	33-36	Elliot/Mason	19,244
25.	11/28	CGY	SOL	12-09-04	4-3	61p,3,40	Lundmark	1-2	2-3	32-32	McElhinny/Mason	17,772
26.	11/30	STL	W	13-09-04	5-2	10,18,18,50,18	Umberger	0-5	3-4	27-29	Mason/Mason	12,391
27.	12/1	at CHI	SOL	13-09-05	3-5	50,26,10	Seabrook	0-3	2-4	23-26	Huet/Mason	20,363
28.	12/3	TOR	L	13-10-05	3-6	20p,25,8p	Kessel	2-5	3-3	36-25	MacDonald/Mason	13,825
29.	12/5	COL	L	13-11-05	2-3	25,93	Stewart	0-3	5-5	31-19	Budaj/Mason	14,909
30.	12/9	FLA	W	14-11-05	3-0	25,16,26	Chimera	0-2	3-3	32-32	Mason/Vokoun	12,800
31.	12/10	at NSH	SOL	14-11-06	3-4	10,14p,61	Sullivan	1-2	3-3	31-39	Rinne/Garon	14,601
32.	12/12	ANA	L	14-12-06	1-3	18	Ryan	0-4	1-2	36-25	Hiller/Mason	14,461
33.	12/14	NSH	L	14-13-06	3-5	50p,93p,18	Sullivan	2-8	4-4	31-32	Ellis/Mason	12,856
34.	12/15	at MIN	L	14-14-06	1-2	61	Zidlicky	0-1	1-1	22-23	Backstrom/Mason	18,086
35.	12/17	PHX	SOL	14-14-07	1-2	61p	Lang	1-6	2-2	39-27	LaBarbera/Garon	13,363
36.	12/19	at COL	L	14-15-07	2-5	18p,25p	Wolski	2-3	3-5	30-31	Anderson/Mason	11,782
37.	12/21	at PHX	L	14-16-07	2-5	16,50	Doan	0-2	6-7	27-23	Bryzgalov/Garon	9,348
38.	12/23	at DAL	L	14-17-07	1-3	61	Neal	0-4	4-4	34-28	Auld/Mason	16,532
39.	12/26	at DET	L	14-18-07	1-2	50	Bertuzzi	0-4	4-5	29-27	Howard/Garon	20,066
40.	12/28	DET	OTW	15-18-07	1-0	33	Modin	0-3	4-4	40-34	Mason/Howard	18,421+
41.	12/29	at NYI	SOL	15-18-08	1-2	18	Schremp	0-3	4-4	42-25	Rolason/Mason	12,192
42.	12/31	NSH	OTL	15-18-09	1-2	14	Legwand	0-1	2-2	32-29	Ellis/Garon	18,221+
43.	1/2	COL	L	15-19-09	2-3	20p,16	Galiardi	1-3	4-5	28-37	Anderson/Mason	17,371
44.	1/5	at VAN	L	15-20-09	3-7	18,20,10	H. Sedin	0-5	2-3	32-24	Luongo/Mason	18,810
45.	1/7	at EDM	W	16-20-09	4-2	18,50,20p,8	Huselius	1-3	4-4	29-26	Garon/Dubnyk	16,839
46.	1/8	at CGY	W	17-20-09	3-2	14,18,50	Vermette	0-2	3-3	22-22	Garon/McElhinney	19,289
47.	1/10	DAL	W	18-20-09	2-0	14,50	Torres	1-5	5-5	41-26	Garon/Turco	14,501
48.	1/12	at STL	L	18-21-09	1-4	51p	Steen	1-5	2-3	27-23	Mason/Garon	17,900
49.	1/14	at CHI	L	18-22-09	0-3	-	Campbell	0-2	2-2	24-36	Huet/Garon	21,884
50.	1/16	CHI	L	18-23-09	5-6	20,61,10,61,14	Toews	0-4	1-3	26-31	Huet/Garon	18,738+
51.	1/18	STL	W	19-23-09	4-2	14,14,61p,11	Nash	1-4	3-4	30-32	Garon/Mason	14,505
52.	1/19	at PHI	L	19-24-09	3-5	18p,18,61p	Pronger	2-3	4-5	28-37	Emery/Garon	19,126
53.	1/21	at BOS	W	20-24-09	3-2	11,50,18p	Umberger	1-4	2-2	25-34	Mason/Rask	17,565
54.	1/23	at MIN	L	20-25-09	2-4	61,50	Belanger	0-2	5-5	24-28	Backstrom/Mason	18,173
55.	1/26	NSH	W	21-25-09	3-2	16,20p,33	Modin	1-4	4-4	17-31	Mason/Rinne	13,775
56.	1/28	LAK	L	21-26-09	1-4	50	Kopitar	0-3	2-3	30-18	Mason/Quick	13,709
57.	1/30	at STL	W	22-26-09	3-2	15,51p,10	Russell	1-5	2-4	19-27	Garon/Mason	19,150
58.	2/2	at COL	L	22-27-09	1-5	50s	Yip	0-4	1-1	21-26	Garon/Anderson	11,213
59.	2/4	DAL	W	23-27-09	2-1	6,18	Umberger	0-0	3-3	26-23	Mason/Turco	14,028
60.	2/6	BUF	W	24-27-09	4-0	23,61p,6,14p	Jurcina	2-6	5-5	25-28	Mason/Lalime	18,576+
61.	2/10	SJS	W	25-27-09	3-0	61,93,50	Nash	0-4	3-3	21-40	Mason/Greiss	15,234
62.	2/12	VAN	L	25-28-09	3-4	61,40,14	Samuelsson	0-2	4-5	35-35	Raycroft/Mason	16,564
63.	2/14	CHI	SOL	25-28-10	4-5	20,14,61p,51	Brouwer	1-6	4-5	26-37	Niemi/Garon	17,673
64.	3/2	VAN	OTL	25-28-11	3-4	17,50,15	Ehrhoff	0-6	3-4	30-31	Raycroft/Mason	14,513
65.	3/6	at SJS	L	25-29-11	1-2	17	Pavelski	0-4	7-8	22-44	Nabokov/Mason	17,562
66.	3/8	at LAK	L	25-30-11	0-6	-	Simmonds	0-4	3-6	35-11	Mason/Quick	17,524
67.	3/9	at ANA	W	26-30-11	5-2	15,93p,51,50p,16p	Tyutin	3-6	7-7	29-38	Garon/Hiller	13,700
68.	3/11	ATL	W	27-30-11	2-1	18p,20	Huselius	1-4	2-2	21-29	Garon/Hedberg	13,459
69.	3/13	STL	L	27-31-11	1-5	93	Backes	0-6	2-4	25-36	Mason/Mason	16,453
70.	3/15	EDM	W	28-31-11	5-3	93,11,3,20,50	Huselius	0-2	4-4	29-32	Mason/Dubnyk	13,603
71.	3/19	MIN	W	29-31-11	4-2	20,10,61,61	Nash	0-3	5-5	32-20	Garon/Harding	16,419
72.	3/20	at NSH	OTL	29-31-12	0-1	-	Franson	0-3	3-3	33-31	Rinne/Mason	16,363
73.	3/23	at NJD	L	29-32-12	3-6	50,93,20	Zajec	0-3	3-6	22-30	Brodeur/Mason	14,202
74.	3/25	CHI	W	30-32-12	8-3	22,20,20,93ps,50,17,50p,12	Voracek	1-2	4-5	32-41	Mason/Huet	14,573
75.	3/27	NYI	OTL	30-32-13	3-4	18p,61,44	Bailey	1-4	0-0	37-28	Rolason/Garon	16,972
76.	3/28	at CHI	W	31-32-13	4-2	17,93,22,93	Commodore	0-4	4-4	20-35	Mason/Niemi	22,043
77.	3/30	TBL	W	32-32-13	3-2	61,51,61p	Nash	1-6	3-4	25-18	Mason/Niittymaki	15,760
78.	4/1	at DET	L	32-33-13	2-3	17,18p	Bertuzzi	1-2	2-3	22-32	Howard/Mason	19,259
79.	4/3	WSH	L	32-34-13	2-3	50s,50	Green	0-3	5-6	36-27	Theodore/Mason	16,957
80.	4/5	at STL	OTL	32-34-14	1-2	16p	Johnson	1-6	5-6	28-34	Mason/Garon	17,601
81.	4/7	at DET	L	32-35-14	3-4	18,26,12	Cleary	0-1	3-5	24-35	Howard/Mason	20,066
82.	4/9	DET	SOL	32-35-15	0-1	-	Bertuzzi	0-4	4-4	22-45	Howard/Mason	18,512+

+ Home Sellout



# 2008-09 FINAL STATS

**GENERAL MANAGER:** Scott Howson | **HEAD COACH:** Ken Hitchcock | **CAPTAIN:** Rick Nash

PLAYER	POS	GP	TOI	G	A	P	+/-	PIM	PP	SH	GW	S	S%
Rick Nash	LW	78	21:09	40	39	79	11	52	6	5	5	263	15.2
Kristian Huselius	LW	74	19:31	21	35	56	1	44	5	0	2	212	9.9
Jason Williams	C	41	16:04	7	11	18	-9	8	4	0	2	79	8.9
	CBJ	39	15:37	12	17	29	5	16	3	0	2	74	16.2
	TOT	80	15:51	19	28	47	-4	24	7	0	4	153	12.4
R.J. Umberger	C	82	18:46	26	20	46	-10	53	9	0	2	234	11.1
Antoine Vermette	C	62	18:03	9	19	28	-12	42	2	0	0	141	6.4
	CBJ	17	19:29	7	6	13	5	8	1	1	1	33	21.2
	TOT	79	18:21	16	25	41	-7	50	3	1	1	174	9.2
Jakub Voracek *	RW	80	12:39	9	29	38	11	44	0	0	1	101	8.9
Manny Malhotra	C	77	18:00	11	24	35	9	28	0	0	3	116	9.5
Fedor Tyutin	D	82	23:30	9	25	34	1	81	5	1	0	167	5.4
Derick Brassard *	C	31	14:25	10	15	25	12	17	3	0	1	59	16.9
Fredrik Modin	LW	50	16:52	9	16	25	2	28	2	0	0	113	8.0
Mike Commodore	D	81	22:53	5	19	24	11	100	0	0	0	103	4.9
Jason Chimera	LW	49	16:14	8	14	22	8	41	1	0	1	115	7.0
Michael Peca	C	71	14:06	4	18	22	-6	58	0	0	2	74	5.4
Jan Hejda	D	82	22:22	3	18	21	23	38	0	0	1	66	4.5
Kris Russell	D	66	16:07	2	19	21	-10	28	1	0	1	86	2.3
Raffi Torres	LW	51	12:05	12	8	20	-4	23	2	0	6	74	16.2
Marc Methot	D	66	17:57	4	13	17	7	55	0	0	0	58	6.9
Jared Boll	RW	75	8:53	4	10	14	-6	180	1	0	0	73	5.5
Andrew Murray	C	67	11:16	8	3	11	-6	10	1	0	3	89	9.0
Rostislav Klesla	D	34	20:58	1	8	9	2	38	0	0	0	30	3.3
Jiri Novotny	C	42	13:20	4	3	7	4	14	0	1	0	56	7.1
Christian Backman	D	56	15:39	2	5	7	5	32	1	0	1	54	3.7
Derek Dorsett *	RW	52	8:53	4	1	5	-1	150	0	0	1	59	6.8
Nikita Filatov *	LW	8	8:07	4	0	4	3	0	0	0	1	10	40.0
Chris Gratton	C	18	10:47	0	2	2	-3	10	0	0	0	16	0.0
	CBJ	6	9:45	0	1	1	2	2	0	0	0	4	0.0
	TOT	24	10:32	0	3	3	-1	12	0	0	0	20	0.0
Craig MacDonald	C	8	10:39	1	1	2	1	0	0	0	1	6	16.7
Ole-Kristian Tollefsen	D	19	10:20	0	1	1	-4	37	0	0	0	12	0.0
Alexandre Picard	LW	15	6:53	0	1	1	-1	26	0	0	0	10	0.0
Aaron Rome *	D	8	15:28	0	1	1	1	0	0	0	0	7	0.0
Clay Wilson *+	D	5	9:26	0	1	1	-2	0	0	0	0	9	0.0
Derek MacKenzie	C	1	7:15	0	0	0	-1	2	0	0	0	1	0.0
Maksim Mayorov *	RW	3	5:44	0	0	0	0	0	0	0	0	1	0.0
Michael York	LW	1	13:15	0	0	0	0	0	0	0	0	1	0.0
<b>TOTALS</b>		<b>82</b>		<b>220</b>	<b>371</b>	<b>591</b>		<b>1,205</b>	<b>41</b>	<b>8</b>	<b>35</b>	<b>2,370</b>	<b>9.3</b>

GOALTENDERS	GP	MIN	W	L	OT	SO	GA	SA	SV	GAA	SV%	A	PTS	PIM
Steve Mason *	61	3,664	33	20	7	10	140	1,658	1,518	2.29	.915	0	0	2
Pascal Leclaire +	12	674	4	6	1	0	43	324	281	3.83	.867	1	1	0
Fredrik Norrena	8	323	1	3	2	0	17	133	116	3.16	.872	0	0	0
Dan LaCosta *	3	156	2	0	0	1	4	80	76	1.54	.950	0	0	0
Wade Dubielewicz	3	169	1	2	0	0	10	77	67	3.56	.870	0	0	0
<b>TOTALS</b>	<b>82</b>	<b>4,986</b>	<b>41</b>	<b>31</b>	<b>10</b>	<b>11</b>	<b>214</b>	<b>2,272</b>	<b>2,058</b>	<b>2.58</b>	<b>.906</b>	<b>1</b>	<b>1</b>	<b>2</b>

+Traded Player \* Rookie

## 2008-09 SEASON NOTES

- ★ Completed their eighth NHL season with a 41-31-10 record (92 pts.), finishing fourth in the Central Division, seventh in the Western Conference and 16th in the NHL, setting franchise records for wins and points in a season.
- ★ After beginning the season 3-6-0 through Oct. 27, went 38-25-10 and posted winning months in five consecutive months – Nov.: 6-4-3; Dec.: 7-6-1; Jan.: 7-5-1; Feb.: 7-4-1 and Mar.: 9-4-2.
- ★ Compiled franchise-best records at home (25-13-3, 53 pts.) and on the road (16-18-7, 39 pts.).
- ★ Went 13-3-2 vs. Eastern Conference teams, which was the best record among all Western Conference clubs.
- ★ Left wing Rick Nash tallied 40-39-79 in 78 games, leading the club in goals for the fifth-straight season and points for the second year in a row and setting a club record with 24 multi-point games. He collected two hat tricks – Jan. 27 vs. Detroit and Mar. 7 at Detroit in which he became the first player to score three unassisted goals since 1948 (Montreal's Maurice Richard). He notched 1-2-3 at the All-Star Game on Jan. 25 and won the NHL Foundation Player Award for his efforts in the community.
- ★ Goaltender Steve Mason went 33-20-7 with a 2.29 GAA, .916 SV% and 10 SO in 61 games to earn the Calder Memorial Trophy as the NHL's top rookie, Second Team NHL All-Star and All-Rookie Team honors. His 10 shutouts led the NHL, set a franchise record and were the most by a rookie since 1969-70 (Chicago's Tony Esposito, NHL record 15).
- ★ Right wing Jakub Voracek tallied 9-29-38 (one point shy of club rookie points record), +11 in 80 games and ranked second among NHL rookies in assists, eighth-T in plus/minus and 10th in points, while center Derick Brassard was leading all NHL rookies in scoring with 10-15-25 and was +12 in 31 games when he suffered a season-ending injury at Dallas on Dec. 18.





GM	DATE	OPPONENT	RESULT	RECORD	SCORE	CBJ GOAL SCORERS	GWG	PP	PK	SF-SA	W/L GOALIE	ATTN
1.	10/10	at DAL	OTW	01-00-00	5-4	93,20,17,16,61	Nash	0-3	6-7	27-31	Leclaire/Turco	18,532
2.	10/11	at PHX	L	01-01-00	1-3	16p	Mueller	1-4	5-7	29-30	Bryzgalov/Leclaire	17,125
3.	10/14	at SJS	L	01-02-00	2-5	20p,5p	Marleau	2-6	1-2	33-25	Nabokov/Leclaire	17,496
4.	10/17	NSH	W	02-02-00	5-3	61,28,93,61p,25p	Nash	2-4	5-5	28-30	Leclaire/Ellis	17,930
5.	10/18	at NSH	L	02-03-00	3-6	25,3,61	Erat	0-4	4-4	26-30	Ellis/Norrena	13,259
6.	10/21	VAN	W	03-03-00	4-2	25,20p,15,61	Dorsett	1-4	3-4	32-25	Leclaire/Luongo	12,057
7.	10/24	NYR	L	03-04-00	1-3	93	Dubinsky	0-6	6-7	26-32	Lundqvist/Leclaire	14,724
8.	10/25	at MIN	L	03-05-00	1-2	97	Nolan	0-2	4-4	26-23	Backstrom/Norrena	18,568
9.	10/27	ANA	L	03-06-00	2-3	12s,16	Selanne	0-6	4-5	32-24	Giguere/Norrena	10,494
10.	10/30	at COL	W	04-06-00	4-2	16,25,17,8	Murray	0-0	2-4	32-17	Norrena/Raycroft	14,945
11.	11/1	CHI	SOL	04-06-01	3-4	18p,51s,20	Toews	1-10	2-4	51-24	Huet/Norrena	14,680
12.	11/3	at NYI	OTL	04-06-02	3-4	3,18p,18	Campoli	1-7	2-2	34-29	MacDonald/Norrena	10,184
13.	11/5	EDM	W	05-06-02	5-4	20p,16,18,33,27	Malhotra	1-6	4-5	38-26	Mason/Roloson	11,228
14.	11/7	MTL	W	06-06-02	4-3	18,3,33,20x	Huselius	0-8	5-7	28-37	Mason/Halak	14,603
15.	11/8	CGY	W	07-06-02	3-1	25,16,27	Brassard	0-7	5-6	28-23	Mason/McElhinney	14,088
16.	11/12	PHX	L	07-07-02	2-5	61p,16	Porter	1-4	5-5	33-30	Bryzgalov/Mason	11,350
17.	11/14	at BUF	W	08-07-02	6-1	18,19,16,27,18,61	Peca	0-2	7-8	25-37	Leclaire/Lalime	18,690
18.	11/15	at MIN	SOL	08-07-03	2-3	20,61	Zidlicky	0-1	2-3	26-30	Backstrom/Mason	18,568
19.	11/18	EDM	L	08-08-03	2-7	20,61p	Pouliot	1-7	1-3	39-19	Roloson/Leclaire	12,689
20.	11/22	at ATL	W	09-08-03	2-0	61,18	Nash	0-3	2-2	31-15	Mason/Pavelec	15,561
21.	11/26	PHX	L	09-09-03	2-3	20,25	Tikhonov	0-8	5-6	40-25	Tellqvist/Mason	14,569
22.	11/28	at DET	L	09-10-03	3-5	91,51,51	Hossa	0-6	3-5	16-35	Osgood/Leclaire	20,066
23.	11/29	WSH	W	10-10-03	3-0	14,61,61s	Torres	0-3	5-5	31-26	Mason/Johnson	17,448
24.	12/1	VAN	W	11-10-03	3-2	33p,17,20	Huselius	1-8	2-4	29-32	Mason/Schneider	13,299
25.	12/4	at SJS	L	11-11-03	2-3	61,33	Thornton	0-2	4-6	31-22	Nabokov/Mason	17,496
26.	12/6	at LAK	L	11-12-03	0-3	-	Simmonds	0-4	2-2	23-18	LaBarbera/Mason	15,235
27.	12/7	at ANA	L	11-13-03	3-5	16p,10,33	Ryan	1-6	3-3	32-34	Giguere/Mason	16,914
28.	12/11	NSH	SOW	12-13-03	2-1	22, 93x	Voracek	0-4	3-3	36-26	Mason/Ellis	13,484
29.	12/13	NYI	W	13-13-03	3-1	33p,25,17	Chimera	1-2	3-3	35-25	Mason/MacDonald	15,443
30.	12/14	at CHI	L	13-14-03	1-3	33	Havlat	0-1	2-3	32-31	Huet/Mason	21,379
31.	12/17	SJS	OTW	14-14-03	2-1	19,18	Umberger	0-3	5-5	32-48	Mason/Nabokov	13,884
32.	12/18	at DAL	SOL	14-14-04	5-6	61,16p,18,20,61	Richards	1-4	2-4	28-17	Turco/Leclaire	16,281
33.	12/20	at PHX	L	14-15-04	0-2	-	Reinprecht	0-2	3-3	33-24	Bryzgalov/Mason	16,125
34.	12/23	LAK	L	14-16-04	0-3	-	Ivanans	0-5	3-3	24-42	Quick/Mason	15,145
35.	12/27	PHI	W	15-16-04	3-0	8,17p,27	Hejda	1-6	3-3	33-20	Mason/Niittymaki	18,402+
36.	12/29	at LAK	W	16-16-04	2-0	10p,61	Russell	1-3	4-4	25-24	Mason/Quick	18,118
37.	12/31	at ANA	W	17-16-04	2-0	11,19	MacDonald	0-4	5-5	29-27	Mason/Giguere	16,758
38.	1/2	at COL	W	18-16-04	6-1	20,61ps,20,22,93,18p	Nash	1-4	6-6	30-24	Mason/Budaj	14,482
39.	1/3	at STL	L	18-17-04	2-5	22,33	Tkachuk	0-5	5-9	22-27	Legace/Mason	19,150
40.	1/6	at DET	L	18-18-04	0-3	-	Datsyuk	0-3	2-4	23-40	Conklin/Mason	19,717
41.	1/9	at WSH	W	19-18-04	3-0	18,51p,40p	Umberger	2-7	6-6	23-45	Mason/Theodore	18,277
42.	1/10	MIN	W	20-18-04	4-2	28,15,28,28	Filatov	0-2	2-3	32-23	Mason/Harding	16,605
43.	1/13	COL	W	21-18-04	4-3	93,18p,20,19	Peca	1-4	3-4	27-26	Mason/Raycroft	15,343
44.	1/16	NJD	L	21-19-04	1-2	27	Madden	0-3	0-1	27-28	Weekes/Mason	17,738
45.	1/18	at VAN	SOW	22-19-04	6-5	27,29p,61,22,14,29x	Williams	1-2	3-4	28-30	Mason/Luongo	18,630
46.	1/20	at EDM	L	22-20-04	3-4	40,3,29	Hemsky	0-2	1-2	23-22	Roloson/Mason	16,839
47.	1/21	at CGY	SOL	22-20-05	4-5	18,18p,93,61s	Bertuzzi	1-5	5-6	33-31	Kiprusoff/Mason	19,289
48.	1/27	DET	OTW	23-20-05	3-2	61s,61p,61	Nash	1-3	1-2	23-23	Mason/Osgood	16,348
49.	1/30	OTT	W	24-20-05	1-0	93	Voracek	0-6	5-5	25-18	Mason/Auld	17,080
50.	1/31	DAL	L	24-21-05	3-7	20,51p,40	Neal	1-4	3-3	38-31	Turco/Dubielewicz	18,049
51.	2/3	STL	L	24-22-05	2-4	18p,51	Boyes	1-5	4-4	35-22	Mason/Mason	13,560
52.	2/6	at PIT	L	24-23-05	1-4	51p	Sykora	1-5	0-1	34-25	Fleury/Dubielewicz	17,050
53.	2/7	SJS	OTW	25-23-05	2-3	29,61,5	Backman	0-1	4-5	20-30	LaCosta/Nabokov	18,144+
54.	2/10	COL	W	26-23-05	3-0	17,29,33	Murray	0-2	3-3	30-31	LaCosta/Budaj	14,506
55.	2/13	DET	W	27-23-05	3-2	14,25,29	Williams	0-4	4-4	25-34	Mason/Osgood	18,802+
56.	2/14	at CAR	W	28-23-05	5-1	22,20p,18p,27,20	Huselius	2-4	3-3	20-27	Mason/Ward	18,680
57.	2/16	DAL	SOL	28-23-06	2-3	18p,18	Neal	1-6	3-3	43-22	Turco/Mason	15,006
58.	2/18	STL	W	29-23-06	4-3	51p,27,61,17	Murray	1-3	4-5	21-24	Mason/Mason	14,305
59.	2/19	at TOR	SOW	30-23-06	4-3	61,18,20,61x	Nash	0-2	4-5	34-35	Mason/Pogge	19,179
60.	2/21	ANA	L	30-24-06	2-5	61p,20p	Perry	2-8	1-2	28-13	Giguere/Mason	18,628+
61.	2/24	at CGY	L	30-25-06	1-4	18	Phaneuf	0-4	1-2	29-28	Kiprusoff/Mason	19,289
62.	2/26	at EDM	W	31-25-06	1-0	14	Torres	0-4	2-2	32-19	Mason/Roloson	16,839
63.	3/1	at VAN	L	31-26-06	1-3	61	Kestler	0-5	4-5	20-30	Luongo/Mason	18,630
64.	3/3	LAK	W	32-26-06	5-4	93,14p,27,12,27	Malhotra	1-1	2-3	25-26	Mason/Quick	15,049
65.	3/5	at NSH	L	32-27-06	2-4	29,61	Sullivan	0-3	2-2	33-23	Rinne/Mason	13,064
66.	3/7	at DET	W	33-27-06	8-2	14,18,29,61s,61,18,17,61	Williams	1-2	6-6	28-46	Mason/Osgood	20,066
67.	3/10	BOS	W	34-27-06	2-0	14p,61	Torres	1-3	3-3	34-35	Mason/Thomas	16,675
68.	3/12	PIT	SOW	35-27-06	4-3	20,29,50,20x	Huselius	0-6	3-4	28-41	Mason/Fleury	19,167+
69.	3/13	at CHI	W	36-27-06	5-3	50,20,50p,14,61s	Torres	1-2	4-6	22-30	Dubielewicz/Huet	22,176
70.	3/15	DET	L	36-28-06	0-4	-	Hossa	0-4	4-5	23-30	Osgood/Mason	18,685+
71.	3/18	CHI	OTW	37-28-06	4-3	18,15,61,50	Vermette	0-5	6-7	28-27	Mason/Huet	15,190
72.	3/21	at FLA	W	38-28-06	3-1	14,14,50	Torres	0-1	3-3	27-23	Mason/Vokoun	17,032
73.	3/24	at TBL	OTL	38-28-07	1-2	8	St. Louis	0-3	0-1	34-17	McKenna/Mason	14,454
74.	3/26	CGY	W	39-28-07	5-0	27,29p,14,18,29p	Malhotra	2-5	7-7	36-33	Mason/Kiprusoff	16,327
75.	3/28	at STL	SOL	39-28-08	3-4	50s,20,61	Perron	0-3	5-5	27-28	Mason/Mason	19,250
76.	3/29	STL	L	39-29-08	2-5	51p,61	Perron	1-4	5-6	28-27	Mason/Mason	17,095
77.	3/31	NSH	W	40-29-08	2-1	18,14	Torres	0-2	2-2	33-22	Mason/Rinne	14,495
78.	4/4	at NSH	SOL	40-29-09	4-5	61,12,61p,29	Koistinen	1-3	6-7	23-33	Rinne/Mason	16,750
79.	4/5	CHI	OTL	40-29-10	0-1	-	Versteeg	0-3	3-3	20-25	Khabibulin/Mason	15,957
80.	4/8	at CHI	SOW	41-29-10	4-3	50,29,61,51x	Tyutin	0-1	2-3	22-27	Mason/Khabibulin	21,536
81.	4/10	at STL	L	41-30-10	1-3	12	Tkachuk	0-0	4-6	17-25	Mason/Mason	19,250
82.	4/11	MIN	L	41-31-10	3-6	61,40,15	Gaborik	0-3	5-6	28-28	Harding/Mason	19,013+

+ Home Sellout



# 2007-08 FINAL STATS

GENERAL MANAGER: Scott Howson | HEAD COACH: Ken Hitchcock | CAPTAIN: Adam Foote / Rick Nash

PLAYER	POS	GP	TOI	G	A	P	+/-	PIM	PP	SH	GW	S	S%
Rick Nash	LW	80	20:29	38	31	69	2	95	10	4	6	329	11.6
Nikolai Zherdev	RW	82	19:22	26	35	61	-9	34	7	0	3	254	10.2
Michael Peca	C	65	18:34	8	26	34	-1	64	3	0	3	86	9.3
Ron Hainsey	D	78	22:33	8	24	32	-7	25	8	0	0	161	5.0
Jason Chimera	LW	81	17:29	14	17	31	-5	98	1	1	3	198	7.1
Manny Malhotra	C	71	16:27	11	18	29	-3	34	2	0	2	112	9.8
Sergei Fedorov +	C	50	17:27	9	19	28	-3	30	5	0	1	94	9.6
David Vyborny	RW	66	15:29	7	19	26	-8	34	2	0	0	106	6.6
Dan Fritsche	C	69	12:20	10	12	22	2	22	1	1	4	109	9.2
Jiri Novotny	C	65	17:43	8	14	22	-10	24	1	0	0	91	8.8
Rostislav Klesla	D	82	23:12	6	12	18	7	60	3	0	1	130	4.6
Adam Foote +	D	63	24:01	1	14	15	3	95	0	1	0	57	1.8
Dick Tarnstrom	D	EDM	29	19:35	1	4	5	40	0	0	0	22	4.5
		CBJ	19	19:03	2	7	9	12	1	0	0	22	9.1
		TOT	48	19:22	3	11	14	52	1	0	0	44	6.8
Jan Hejda	D	81	21:07	0	13	13	20	61	0	0	0	71	0.0
Fredrik Modin	LW	23	16:50	6	6	12	1	20	2	0	1	41	14.6
Curtis Glencross *+	LW	36	12:07	6	6	12	3	25	1	0	1	63	9.5
Andrew Murray *	C	39	11:42	6	4	10	0	12	0	0	0	45	13.3
Jared Boll *	RW	75	8:00	5	5	10	-4	226	0	0	3	63	7.9
Kris Russell *	D	67	14:47	2	8	10	-12	14	1	0	1	90	2.2
Gilbert Brule	C	61	9:53	1	8	9	-4	24	0	0	1	74	1.4
Kris Beech	C	16	12:59	5	4	9	3	2	2	0	0	24	20.8
Joakim Lindstrom *	C	25	9:26	3	4	7	0	14	2	0	1	25	12.0
Ole-Kristian Tollefsen	D	51	12:18	2	2	4	-3	111	0	1	0	21	9.5
Duvie Westcott	D	23	16:25	1	3	4	-10	30	1	0	0	27	3.7
Derek MacKenzie	C	17	7:46	2	0	2	-2	8	0	0	0	19	10.5
Aaron Rome *	D	17	18:10	1	1	2	-4	33	0	0	0	15	6.7
Clay Wilson *	D	7	16:55	1	1	2	3	2	0	0	0	12	8.3
Derick Brassard *	C	17	9:03	1	1	2	-4	6	0	0	0	13	7.7
Jody Shelley +	LW	31	4:20	0	0	0	-2	44	0	0	0	10	0.0
Tom Sestito *	LW	1	4:36	0	0	0	0	17	0	0	0	0	0.0
Adam Pineault *	RW	3	11:02	0	0	0	-2	0	0	0	0	5	0.0
Alexandre Picard	LW	3	6:46	0	0	0	0	2	0	0	0	1	0.0
Marc Methot *	D	9	14:13	0	0	0	-1	8	0	0	0	9	0.0
Zenon Konopka	C	3	7:54	0	0	0	0	15	0	0	0	4	0.0
<b>TOTALS</b>		<b>82</b>		<b>190</b>	<b>314</b>	<b>504</b>		<b>1,301</b>	<b>53</b>	<b>8</b>	<b>31</b>	<b>2,381</b>	<b>8.0</b>

GOALTENDERS	GP	MIN	W	L	OT	SO	GA	SA	SV	GAA	SV%	A	PTS	PIM
Dan LaCosta *	1	13	0	0	0	0	0	5	5	0.00	1.000	0	0	0
Pascal Leclaire	54	2,986	24	17	6	9	112	1,379	1,267	2.25	.919	2	2	2
Fredrik Norrena +	37	1,960	10	19	6	2	89	856	767	2.73	.896	1	1	0
<b>TOTALS</b>	<b>82</b>	<b>4,959</b>	<b>34</b>	<b>36</b>	<b>12</b>	<b>11</b>	<b>201</b>	<b>2,240</b>	<b>2,039</b>	<b>2.43</b>	<b>.910</b>	<b>3</b>	<b>3</b>	<b>2</b>

+Traded Player \* Rookie

## 2007-08 SEASON NOTES

- ★ Completed their seventh season in the NHL with a 34-36-12 record (80 pts.), finishing fourth in the Central Division, 13th in the Western Conference and 25th in the NHL and hitting the 80-point mark for the first time in franchise history.
- ★ Got off to the best start in franchise history with an 8-3-2 record through its first 11 games and had a winning record every day from Oct. 23 through Apr. 2.
- ★ Ranked eighth in the NHL in goals-against average, allowing 2.56 per game, which was the lowest in franchise history, and had the ninth-ranked penalty killing unit in the league at 83.3 percent.
- ★ Posted a 23-18-9 record in games outside the Central Division, but were just 11-18-3 against divisional opponents.
- ★ Left wing Rick Nash tallied 38-31-69 in 80 games, became the first player in club history to record three 30-goal seasons and led the club in goals for the fourth-straight year. He played in his third All-Star Game at Atlanta's Philips Arena on Jan. 27, set an ASG record when he scored just :12 into the game and became the 15th player to record a hat trick in ASG history.
- ★ Goaltender Pascal Leclaire went 24-17-6 with a 2.25 GAA, .919 SV% and nine SO in 54 games, ranking second in the NHL in shutouts, seventh in goals-against average and 11th in save percentage.
- ★ Left wing Jason Chimera set a franchise record by playing in 243 consecutive games from Oct. 9, 2005 to Apr. 5, 2008 (previous record was 194 by David Vyborny).
- ★ Right wing David Vyborny tallied 7-19-26 in 66 games and concluded his CBJ career with 113-204-317 in 543 games, becoming the first player to appear in 500 games as a Blue Jacket.





GM	DATE	OPPONENT	RESULT	RECORD	SCORE	CBJ GOAL SCORERS	GWG	PP	PK	SF-SA	W/L GOALIE	ATTN
1.	10/5	ANA	W	01-00-00	4-0	61,91p,61p,6p	Nash	3-11	7-7	37-28	Leclaire/Bryzgalov	17,852
2.	10/6	at MIN	L	01-01-00	2-3	6p,52s	Burns	1-1	4-4	21-31	Backstrom/Norrena	18,568
3.	10/10	PHX	W	02-01-00	3-0	27,25,40	Malhotra	0-3	6-6	33-32	Leclaire/Aebischer	11,944
4.	10/14	at COL	L	02-02-00	1-5	97	Hejduk	0-5	5-7	25-26	Budaj/Leclaire	16,153
5.	10/17	DAL	SOL	02-02-01	2-3	61,12p	Jokinen	1-5	3-3	35-30	Smith/Norrena	11,820
6.	10/19	at BUF	W	03-02-01	3-0	19,61p,13	Peca	1-6	5-5	29-21	Leclaire/Miller	18,690
7.	10/21	VAN	L	03-03-01	1-4	61p	Biekša	1-10	5-6	36-19	Sanford/Leclaire	12,667
8.	10/23	at CHI	W	04-03-01	7-4	61,12,12,91p,61,13,55a	Nash	1-4	6-6	26-28	Norrena/Khabibulin	10,884
9.	10/25	STL	W	05-03-01	3-0	40,61p,12	Boll	1-3	2-2	28-36	Leclaire/Toivonen	12,786
10.	10/27	SJS	W	06-03-01	2-1	49,91p	Fedorov	1-7	5-5	18-17	Leclaire/Nabokov	13,234
11.	10/31	at LAK	W	07-03-01	4-1	25,17,25,61s	Brule	0-5	5-6	36-34	Leclaire/LaBarbera	11,491
12.	11/1	at ANA	SOL	07-03-02	1-2	13p	Schneider	1-6	6-6	20-34	Giguere/Norrena	17,174
13.	11/4	STL	W	08-03-02	3-0	27,61,25	Malhotra	0-4	4-4	25-21	Leclaire/Toivonen	13,254
14.	11/7	at CHI	L	08-04-02	2-5	97,13	Seabrook	0-6	2-2	26-35	Lalime/Norrena	9,717
15.	11/9	at DET	L	08-05-02	1-4	61p	Holmstrom	1-7	4-6	16-36	Hasek/Leclaire	18,654
16.	11/10	at NSH	SOL	08-05-03	3-4	11,27p,13	Erat	1-7	7-9	39-29	Mason/Norrena	15,947
17.	11/12	NSH	L	08-06-03	1-4	9	Erat	0-1	3-3	30-31	Mason/Leclaire	12,554
18.	11/14	CHI	W	09-06-03	4-2	61,91,49,25	Fritsche	0-1	3-3	21-18	Leclaire/Lalime	13,622
19.	11/16	at STL	L	09-07-03	2-3	11,61	Mayers	0-6	3-3	30-23	Legace/Norrena	19,150
20.	11/18	DET	SOL	09-07-04	4-5	10p,91p,61p,13	Franzen	3-5	2-4	40-35	Osgood/Leclaire	15,503
21.	11/21	FLA	L	09-08-04	2-5	11p,61	Olesz	1-6	3-6	36-29	Vokoun/Leclaire	13,326
22.	11/23	at MIN	W	10-08-04	4-0	19p,9p,49s,61	Peca	2-5	9-9	29-32	Leclaire/Backstrom	18,568
23.	11/24	DET	SOW	11-08-04	3-2	27,12,61x	Nash	0-4	2-3	28-25	Leclaire/Osgood	17,513
24.	11/26	at EDM	L	11-09-04	1-3	6p	Cogliano	1-7	3-3	37-20	Rolosen/Norrena	16,839
25.	11/29	at VAN	L	11-10-04	0-2	-	Ohlund	0-5	4-4	26-21	Luongo/Norrena	18,630
26.	12/1	at CGY	OTW	12-10-04	4-3	13,11,24p,11	Glencross	1-3	4-5	26-36	Norrena/Kiprusoff	19,289
27.	12/3	DAL	SOL	12-10-05	1-2	13	Hagman	0-5	5-5	26-34	Turco/Leclaire	12,233
28.	12/5	COL	W	13-10-05	5-4	61,61,38p,13,49	Fritsche	1-3	2-3	31-36	Norrena/Budaj	12,851
29.	12/8	MIN	L	13-11-05	1-2	13	Rolston	0-1	4-4	32-26	Backstrom/Leclaire	15,666
30.	12/10	ANA	OTL	13-11-06	3-4	97p,24,13p	Pronger	2-9	3-6	35-28	Giguere/Leclaire	11,984
31.	12/12	COL	W	14-11-06	4-1	27,40,24,91	Boll	0-2	3-3	16-16	Norrena/Theodore	13,150
32.	12/15	at BOS	L	14-12-06	0-2	-	Reich	0-5	2-3	32-18	Auld/Norrena	14,058
33.	12/18	CGY	L	14-13-06	1-3	11	Tanguay	0-6	5-6	37-23	Kiprusoff/Leclaire	13,181
34.	12/21	LAK	W	15-13-06	2-1	12,13	Zherdev	0-2	6-7	35-34	Norrena/LaBarbera	14,034
35.	12/23	NSH	L	15-14-06	1-3	49	Dumont	0-4	3-4	31-32	Mason/Norrena	15,481
36.	12/26	ATL	W	16-14-06	2-0	49p,40	Fritsche	1-4	2-2	28-21	Leclaire/Lehtonen	15,726
37.	12/27	at NSH	L	16-15-06	3-4	24p,9p,12	Koistinen	2-6	5-6	39-32	Mason/Norrena	14,331
38.	12/29	CAR	W	17-15-06	4-1	13,97p,13,24	Klesla	1-6	3-4	23-24	Leclaire/Ward	17,453
39.	12/31	EDM	W	18-15-06	4-2	12,61s,61p,61	Nash	1-3	4-4	33-28	Leclaire/Rolosen	16,774
40.	1/2	at ANA	L	18-16-06	1-2	51	Pronger	0-5	4-5	27-34	Giguere/Leclaire	17,174
41.	1/3	at LAK	W	19-16-06	4-3	91,38,19,19	Peca	0-3	5-5	28-33	Norrena/LaBarbera	14,173
42.	1/5	at SJS	L	19-17-06	2-3	51,91p	Rissmiller	1-3	1-1	23-19	Nabokov/Norrena	17,496
43.	1/8	at STL	L	19-18-06	1-6	61	McDonald	0-2	2-3	18-31	Legace/Norrena	14,818
44.	1/11	STL	W	20-18-06	6-4	61,6p,25,13,49,13p	Fritsche	2-5	5-6	37-30	Leclaire/Toivonen	15,233
45.	1/12	NSH	SOW	21-18-06	2-1	97,13x	Zherdev	0-1	3-3	29-27	Leclaire/Mason	16,230
46.	1/15	VAN	W	22-18-06	3-2	6p,13p,25	Chimera	2-7	2-3	21-27	Leclaire/Luongo	13,555
47.	1/17	at PHX	W	23-18-06	4-3	61,97p,13,61	Nash	1-2	5-7	32-35	Leclaire/Tellqvist	11,114
48.	1/19	at DAL	L	23-19-06	1-3	13p	Barnes	1-3	3-3	30-14	Smith/Norrena	17,811
49.	1/20	at COL	L	23-20-06	1-3	33	Guite	0-2	3-3	27-27	Theodore/Leclaire	17,197
50.	1/22	at DAL	W	24-20-06	4-2	2,51,2p,61p	Russell	2-6	6-6	30-33	Leclaire/Smith	17,087
51.	1/24	at CHI	W	25-20-06	1-0	40	Boll	0-5	6-6	27-30	Leclaire/Khabibulin	16,094
52.	1/29	PHX	L	25-21-06	2-4	33,25	Mueller	0-2	2-3	24-28	Bryzgalov/Leclaire	15,127
53.	1/31	at NSH	L	25-22-06	2-4	13p,49	Fiddler	1-3	6-7	33-31	Mason/Leclaire	13,745
54.	2/2	MIN	L	25-23-06	1-4	16	Rolston	0-4	3-3	34-20	Backstrom/Norrena	18,529+
55.	2/5	WSH	OTL	25-23-07	3-4	61s,25,61	Ovechkin	0-4	3-3	31-37	Johnson/Norrena	14,450
56.	2/7	at PHX	W	26-23-07	2-1	25s,13p	Zherdev	1-4	6-7	33-27	Norrena/Bryzgalov	13,918
57.	2/8	at SJS	OTL	26-23-08	1-2	25	Thornton	0-2	3-4	32-22	Nabokov/Norrena	17,210
58.	2/10	LAK	SOL	26-23-09	2-3	6p,61p	O'Sullivan	2-4	2-3	33-34	Cloutier/Leclaire	15,823
59.	2/13	CHI	L	26-24-09	2-7	23p,33p	Byfuglien	2-6	3-5	26-31	Khabibulin/Norrena	14,918
60.	2/15	at DET	W	27-24-09	5-1	61p,33,13,33,6p	Modin	2-5	3-4	23-21	Leclaire/Osgood	20,066
61.	2/17	at STL	L	27-25-09	1-5	61s	Perron	0-4	4-7	19-28	Legace/Leclaire	19,150
62.	2/19	at TOR	L	27-26-09	1-3	13	Anropov	0-4	4-5	27-25	Toskala/Leclaire	19,347
63.	2/21	at OTT	SOW	28-26-09	3-2	61,91,61x	Nash	0-1	3-4	24-29	Leclaire/Emery	19,612
64.	2/23	at MTL	W	29-26-09	3-0	61,51,27	Nash	0-3	6-6	22-31	Leclaire/Price	21,273
65.	2/27	SJS	L	29-27-09	2-4	99	Roenicke	0-2	3-5	19-32	Nabokov/Leclaire	16,029
66.	2/29	at VAN	OTW	30-27-09	3-2	51,61,25	Chimera	0-3	4-4	33-23	Leclaire/Luongo	18,630
67.	3/2	at EDM	SOL	30-27-10	3-4	61,25,23	Hemsky	0-4	5-6	38-29	Garon/Leclaire	16,839
68.	3/4	at CGY	L	30-28-10	0-1	-	Conroy	0-6	4-4	39-19	Kiprusoff/Leclaire	19,289
69.	3/7	EDM	OTL	30-28-11	1-2	49	Cogliano	0-4	1-2	31-17	Garon/Leclaire	14,933
70.	3/9	TBL	W	31-28-11	5-3	9,26,19,25p,12	Chimera	1-4	7-7	25-27	Leclaire/Smith	14,796
71.	3/14	CHI	L	31-29-11	3-6	33p,49,61	Kane	1-5	1-3	32-25	Lalime/Norrena	15,699
72.	3/16	DET	W	32-29-11	4-3	27,55,27,13	Zherdev	0-2	4-6	17-46	Norrena/Hasek	18,188+
73.	3/18	CGY	W	33-29-11	3-0	61,27,27	Nash	0-3	2-2	38-18	Norrena/Kiprusoff	14,270
74.	3/19	at DET	L	33-30-11	1-3	27,27	Zetterberg	1-7	4-5	23-27	Osgood/Norrena	19,061
75.	3/22	DET	L	33-31-11	1-4	61	Zetterberg	0-5	3-5	12-21	Hasek/Norrena	17,681
76.	3/25	at NSH	L	33-32-11	0-3	-	Hlavac	0-6	3-4	36-24	Ellis/Norrena	16,330
77.	3/26	CHI	W	34-32-11	4-0	38p,4,9,19	Lindstrom	1-6	3-3	36-17	Norrena/Khabibulin	14,454
78.	3/28	NSH	L	34-33-11	0-2	-	Hlavac	0-2	3-3	43-25	Ellis/Norrena	15,495
79.	3/30	at CHI	SOL	34-33-12	4-5	51,19p,13,26	Kane	1-5	4-7	35-33	Khabibulin/Norrena	20,885
80.	4/3	at DET	L	34-34-12	2-3	6p, 44	Zetterberg	1-6	6-7	22-39	Hasek/Leclaire	19,435
81.	4/5	at STL	L	34-35-12	0-3	-	Boyes	0-2	2-4	25-25	Legace/Leclaire	19,150
82.	4/6	STL	L	34-36-12	1-4	19p	Boyes	1-5	4-5	36-19	Toivonen/Norrena	17,739

+ Home Sellout



# 2006-07 FINAL STATS

**GENERAL MANAGER:** Doug MacLean | **HEAD COACH:** Gerard Gallant / Gary Agnew / Ken Hitchcock | **CAPTAIN:** Adam Foote

PLAYER	POS	GP	TOI	G	A	P	+/-	PIM	PP	SH	GW	S	S%
David Vyborny	RW	82	20:20	16	48	64	6	60	6	0	2	158	10.1
Rick Nash	LW	75	19:11	27	30	57	-8	73	9	1	5	228	11.8
Fredrik Modin	LW	79	19:06	22	20	42	-3	50	6	0	4	220	10.0
Sergei Fedorov	C	73	19:56	18	24	42	-7	56	7	2	2	163	11.0
Jason Chimera	LW	82	15:22	15	21	36	2	91	2	2	2	151	9.9
Ron Hainsey	D	80	22:53	9	25	34	-19	69	7	0	0	136	6.6
Nikolai Zherdev	RW	71	16:13	10	22	32	-19	26	3	0	2	164	6.1
Dan Fritsche	C	59	14:02	12	15	27	3	35	5	1	4	81	14.8
Anson Carter +	RW	54	14:49	10	17	27	-1	16	3	0	1	62	16.1
Manny Malhotra	C	82	14:48	9	16	25	-8	76	2	0	3	109	8.3
Anders Eriksson	D	79	20:12	0	23	23	12	46	0	0	0	78	0.0
Rostislav Klesla	D	75	22:54	9	13	22	-13	105	2	0	0	159	5.7
Gilbert Brule *	C	78	10:38	9	10	19	-21	28	3	0	0	98	9.2
Alexander Svitov	C	76	13:46	7	11	18	-10	145	1	0	2	83	8.4
Adam Foote	D	59	24:44	3	9	12	-17	71	2	0	0	78	3.8
Duvie Westcott	D	23	22:08	4	6	10	-13	18	2	0	1	34	11.8
Aaron Johnson	D	61	12:43	3	7	10	-9	38	0	0	0	52	5.8
Geoff Platt *	C	26	10:03	4	5	9	1	10	0	0	0	40	10.0
Ole-Kristian Tollefsen *	D	70	14:13	2	3	5	2	123	1	0	0	39	5.1
Marc Methot *	D	20	14:37	0	4	4	5	12	0	0	0	11	0.0
Mark Hartigan +	C	6	13:50	1	2	3	2	2	1	0	0	11	9.1
Bryan Berard	D	11	18:57	0	3	3	-4	8	0	0	0	22	0.0
Derrick Walser	D	9	12:13	2	0	2	-1	0	2	0	0	10	20.0
Jody Shelley	LW	72	4:51	1	1	2	-6	125	0	0	0	32	3.1
Jaroslav Balastik	LW	8	8:10	1	1	2	-3	4	1	0	0	6	16.7
Joakim Lindstrom *	C	9	8:27	1	0	1	-3	4	0	0	0	9	11.1
Joe Motzko +	RW	7	6:26	1	0	1	0	0	0	0	0	10	10.0
Curtis Glencross *	LW	ANA	2	10:43	1	0	1	-1	2	0	0	5	20.0
		CBJ	7	8:42	0	0	0	-4	0	0	0	3	0.0
		TOT	9	9:09	1	0	1	-5	2	0	0	8	12.5
Alexandre Picard *	LW	23	7:49	0	1	1	-3	6	0	0	0	20	0.0
Zenon Konopka	C	6	5:00	0	0	0	-2	20	0	0	0	2	0.0
Steven Goertzen	RW	7	5:21	0	0	0	0	10	0	0	0	1	0.0
Filip Novak *	D	6	9:55	0	0	0	1	2	0	0	0	3	0.0
Darcy Campbell *	D	1	5:41	0	0	0	0	0	0	0	0	0	0.0
<b>TOTALS</b>		<b>82</b>		<b>196</b>	<b>337</b>	<b>533</b>		<b>1,337</b>	<b>65</b>	<b>6</b>	<b>28</b>	<b>2,273</b>	<b>8.6</b>

GOALTENDERS	GP	MIN	W	L	OT	SO	GA	SA	SV	GAA	SV%	A	PTS	PIM
Tomas Popperle *	2	45	0	0	0	0	1	14	13	1.35	.928	0	0	0
Fredrik Norrena	55	2,952	24	23	3	3	137	1,420	1,283	2.78	.903	0	0	6
Pascal Leclaire	24	1,315	6	15	2	1	65	629	564	2.97	.897	0	0	2
Ty Conklin +	11	491	2	3	2	0	27	210	183	3.30	.871	0	0	0
Brian Boucher	CHI	15	827	1	10	3	1	45	389	344	3.26	.884	0	0
	CBJ	3	142	1	1	0	0	9	67	58	3.80	.866	0	0
	TOT	18	969	2	11	3	1	54	456	402	3.34	.882	0	0
<b>TOTALS</b>	<b>82</b>	<b>4,945</b>	<b>33</b>	<b>42</b>	<b>7</b>	<b>4</b>	<b>239</b>	<b>2,340</b>	<b>2,101</b>	<b>2.90</b>	<b>.898</b>	<b>0</b>	<b>0</b>	<b>8</b>

+Traded Player \* Rookie

## 2006-07 SEASON NOTES

- ★ Completed their sixth season in the National Hockey League with a 33-42-7 record (73 pts.), finishing fourth in the Central Division, 11th in the Western Conference and 24th in the NHL.
- ★ Posted a 27-26-5 record from Dec. 2 through the end of the season and set franchise records for road wins (15) and road points (33) in a season.
- ★ Accumulated 1,357 penalty minutes in 82 games, averaging 16.5 PIM per game, which was the third-highest total in the NHL and the third-highest in club history (1,505/18.4 PIM in 2002-03; 1,396/17.0 in 2005-06).
- ★ From Jan. 1, 2004 through the end of the 2006-07 season, Columbus was the best team in the NHL in games decided in overtime or a shootout. The Jackets went 29-16 and earned 74 of a possible 90 points (.822) during that time. Tampa Bay ranked second with a 29-18 mark and 76 of a possible 94 points (.809).
- ★ Left wing Rick Nash tallied 27-30-57 and 73 PIM in 75 games to lead the club in goals for the third-straight season and become the franchise's all-time leader in that category with 116 in 283 games. He played in his second-consecutive All-Star Game on Jan. 24 at Dallas and tallied 2-2-4 to lead the Western Conference to a 12-9 win.
- ★ Right wing David Vyborny led the club in scoring for the second-straight season with 16-48-64 in 82 games, setting career highs for assists. He became the second player in franchise history to record back-to-back 40-assist seasons (Ray Whitney, 2001-03) and was the club's all-time leader in points (291), games played (477), assists (185), shorthanded goals (7) and multi-point games (64).
- ★ Goaltender Fredrik Norrena went 24-23-3 with a 2.78 GAA, .904 SV% and three shutouts in 55 games to become the first netminder in franchise history to finish a season with a record over .500. He made 21 saves on Dec. 2 at Edmonton and 41 saves on Dec. 5 at Colorado to post back-to-back shutouts.



# 2006-07 RESULTS



GM	DATE	OPPONENT	RESULT	RECORD	SCORE	CBJ GOAL SCORERS	GWG	PP	PK	SF-SA	W/L GOALIE	ATTN
1.	10/6	VAN	OTL	00-00-01	2-3	42p,9p	D. Sedin	2-5	3-4	20-44	Luongo/Leclaire	18,136+
2.	10/7	at CHI	W	01-00-01	5-4	61p,40p,27p,61,10	Westcott	3-8	5-7	24-22	Leclaire/Khabibulin	17,133
3.	10/9	PHX	W	02-00-01	5-1	13p,61p,13,77,10p	Nash	3-12	9-9	29-24	Leclaire/Morrison	16,298
4.	10/14	at MIN	L	02-01-01	0-5	-	Rolston	0-3	5-7	24-30	Fernandez/Leclaire	18,568
5.	10/20	TOR	L	02-02-01	2-4	27,16	Peca	0-7	3-4	25-27	Raycroft/Leclaire	17,303
6.	10/21	at PIT	L	02-03-01	3-5	17p,33,13p	Malkin	2-11	6-9	39-34	Fleury/Norrena	14,637
7.	10/23	SJS	L	02-04-01	0-3	-	Bernier	0-7	6-8	23-32	Toskala/Leclaire	16,067
8.	10/27	LAK	W	03-04-01	2-0	13,33	Zherdev	0-5	8-8	14-38	Leclaire/Cloutier	16,087
9.	10/28	at NJD	L	03-05-01	0-1	-	Parise	0-4	5-5	22-21	Brodeur/Leclaire	14,015
10.	11/1	COL	L	03-06-01	3-5	91,33p,9	Rycroft	1-9	3-4	44-22	Theodore/Leclaire	16,007
11.	11/3	CGY	SOW	04-06-01	5-4	91p,10p,9p,9p,27x	Malhotra	4-9	4-5	37-32	Leclaire/McLennan	16,103
12.	11/4	at DET	L	04-07-01	1-4	6p	Zetterberg	1-9	7-7	17-37	Hasek/Leclaire	20,066
13.	11/9	at STL	W	05-07-01	4-2	61p,97,49s,97	Fritsche	1-5	4-5	29-26	Leclaire/Legace	9,631
14.	11/10	EDM	L	05-08-01	1-4	77p	Lupul	1-5	4-4	27-29	Rolsson/Leclaire	16,902
15.	11/12	at CHI	L	05-09-01	0-1	-	Kukkonen	0-8	3-3	28-19	Boucher/Norrena	14,078
16.	11/15	NSH	L	05-10-01	4-5	25,61,61,33	Nichol	0-5	4-5	33-30	Vokoun/Leclaire	16,283
17.	11/17	COL	L	05-11-01	0-3	-	Stastny	0-4	3-4	25-28	Budaj/Norrena	16,375
18.	11/18	at NSH	L	05-12-01	2-4	91p,49	Arnott	1-8	7-10	30-25	Vokoun/Leclaire	16,283
19.	11/20	NSH	L	05-13-01	1-3	25	Nichol	0-2	5-6	24-23	Vokoun/Norrena	16,174
20.	11/22	STL	SOL	05-13-02	3-4	13,97p,33	Guerin	1-6	2-2	32-38	Legace/Leclaire	15,279
21.	11/24	at PHI	L	05-14-02	2-3	25,61p	Richards	1-6	4-5	41-22	Niittymaki/Leclaire	19,301
22.	11/25	MIN	W	06-14-02	5-3	77,33,91,13,91p	Zherdev	1-5	3-4	33-22	Norrena/Fernandez	15,493
23.	11/28	at VAN	L	06-15-02	0-1	-	Naslund	0-8	6-6	24-33	Luongo/Leclaire	18,630
24.	12/1	at CGY	L	06-16-02	1-2	6p	Kobasew	1-5	4-4	19-31	Kiprusoff/Leclaire	19,289
25.	12/2	at EDM	W	07-16-02	4-0	16,17p,77,49	Svitov	1-3	6-6	23-21	Norrena/Rolsson	16,839
26.	12/5	at COL	W	08-16-02	3-0	25,77,33	Chimera	0-2	4-4	21-42	Norrena/Budaj	17,339
27.	12/9	at STL	W	09-16-02	5-1	33p,91,52,17,91	Fedorov	1-4	7-8	24-25	Norrena/Bacashihua	11,831
28.	12/10	OTT	W	10-16-02	6-2	61p,61p,49p,6p,49p,27	Fritsche	5-11	6-7	31-33	Leclaire/Gerber	15,797
29.	12/12	at DAL	W	11-16-02	3-1	9,49,25	Fritsche	0-6	7-8	23-26	Norrena/Turco	17,411
30.	12/14	at PHX	SOL	11-16-03	4-5	77,61,91s,9	Comrie	0-5	7-9	25-29	Tellqvist/Norrena	11,301
31.	12/16	CHI	L	11-17-03	4-6	61p,9,33p,16	Smolinski	2-5	1-2	36-24	Khabibulin/Norrena	17,288
32.	12/18	DET	W	12-17-03	4-3	25s,61,91p,91	Fedorov	1-6	4-4	26-36	Norrena/Osgood	17,046
33.	12/20	at DET	L	12-18-03	0-5	-	Cleary	0-6	4-6	27-25	Hasek/Norrena	20,066
34.	12/22	VAN	W	13-18-03	3-2	44,77p,61	Nash	1-6	4-5	22-33	Norrena/Luongo	15,861
35.	12/23	at NYI	L	13-19-03	0-4	-	Blake	0-9	9-9	26-23	DiPietro/Norrena	11,797
36.	12/26	BOS	OTW	14-19-03	5-4	25,91s,9,91p,9	Vyborny	1-6	5-6	42-26	Norrena/Thomas	17,376
37.	12/28	DET	L	14-20-03	4-7	6,9,49p,52p	Cleary	2-4	2-3	25-36	Osgood/Norrena	17,408
38.	12/29	at MIN	OTL	14-20-04	3-4	25p,38,16	Walz	1-4	8-11	29-24	Fernandez/Conklin	18,568
39.	12/31	CHI	W	15-20-04	3-1	91p,27,10	Malhotra	1-4	5-5	24-22	Norrena/Khabibulin	18,136+
40.	1/3	at LAK	L	15-21-04	0-3	-	Camalleri	0-4	9-10	26-32	Garon/Norrena	16,451
41.	1/5	at ANA	W	16-21-04	4-3	97,97,33,27	Malholtra	0-7	6-7	33-36	Norrena/Khabibulin	17,405
42.	1/6	at SJS	L	16-22-04	2-5	17p,13p	Ehrhoff	2-7	5-10	19-33	Toskala/Norrena	17,496
43.	1/9	STL	SOL	16-22-05	3-4	49,44,27p	Stempniak	1-5	3-4	22-24	Legace/Norrena	15,238
44.	1/12	at NSH	L	16-23-05	0-2	-	Arnott	0-2	4-4	22-24	Vokoun/Norrena	14,136
45.	1/13	NSH	L	16-24-05	1-4	6p	Smithson	1-8	3-3	40-17	Mason/Norrena	16,825
46.	1/16	at CHI	OTW	17-24-05	5-4	91,97,37,33,25	Chimera	0-1	3-3	18-28	Conklin/Khabibulin	10,263
47.	1/18	at NSH	L	17-25-05	0-4	-	Legwand	0-5	3-4	33-26	Mason/Conklin	10,927
48.	1/19	DET	W	18-25-05	3-1	49,16p,52p	Svitov	2-8	6-6	27-42	Norrena/Hasek	18,136+
49.	1/26	BUF	W	19-25-05	3-2	61p,97,49	Fritsche	1-6	4-6	26-38	Norrena/Miller	18,136+
50.	1/27	MIN	W	20-25-05	3-2	97p,49p,77	Carter	2-7	8-9	22-37	Norrena/Fernandez	18,136+
51.	1/30	at VAN	SOW	21-25-05	3-2	77,49p,13x	Zherdev	1-2	1-3	22-37	Conklin/Luongo	18,630
52.	1/31	at EDM	L	21-26-05	2-5	9p,33	Sykora	1-2	1-3	22-37	Markannen/Conklin	16,839
53.	2/2	at CGY	L	21-27-05	2-6	97,25	Giordano	0-6	6-10	22-24	Kiprusoff/Conklin	19,289
54.	2/6	PHX	L	21-28-05	0-3	-	Reinprecht	0-4	5-5	28-27	Joseph/Norrena	13,825
55.	2/8	CGY	W	22-28-05	2-1	9,33	Modin	0-5	3-4	31-25	Norrena/McLennan	15,739
56.	2/11	CHI	L	22-29-05	4-5	6p,77p,16,9	Bondra	2-4	3-4	28-28	Khabibulin/Leclaire	17,054
57.	2/14	STL	L	22-30-05	2-4	61,16	Backes	0-3	3-3	22-17	Legace/Leclaire	14,295
58.	2/16	SJS	W	23-30-05	3-0	33,17,91p	Modin	0-5	3-4	31-25	Norrena/Nabakov	16,045
59.	2/18	MTL	L	23-31-05	2-3	13,17	Bouillon	0-4	4-4	33-28	Halak/Leclaire	16,116
60.	2/20	at STL	SOL	23-31-06	4-5	9p,25,6p,61	Stempniak	2-4	5-8	31-35	Legace/Norrena	11,104
61.	2/22	EDM	L	23-32-06	0-4	-	Horcoff	0-5	5-7	28-28	Rolsson/Norrena	15,541
62.	2/24	at NYR	W	24-32-06	3-2	91,25s,61s	Nash	0-2	4-5	25-42	Norrena/Lundqvist	18,200
63.	2/25	NSH	SOL	24-32-07	3-4	33p,45,6	Radulov	1-4	3-4	19-29	Mason/Conklin	16,220
64.	2/27	at COL	L	24-33-07	2-3	61,61	Rycroft	0-4	1-2	23-23	Budaj/Norrena	17,127
65.	3/2	at DAL	SOW	25-33-07	3-2	27,91,25x	Chimera	0-1	2-3	24-24	Norrena/Turco	17,147
66.	3/3	at PHX	W	26-33-07	4-3	61,25,33p,61	Nash	1-6	5-7	27-35	Boucher/Joseph	16,207
67.	3/7	LAK	OTW	27-33-07	3-2	47,9,9p	Vyborny	1-4	4-5	30-29	Norrena/Garon	15,154
68.	3/9	DAL	L	27-34-07	0-3	-	Zubov	0-3	3-5	30-31	Turco/Norrena	17,284
69.	3/10	at NSH	L	27-35-07	1-2	17	Legwand	0-4	4-4	29-33	Vokoun/Norrena	17,113
70.	3/14	at ANA	SOW	28-35-07	5-4	33p,13,13,61,9x	Vyborny	1-7	5-5	27-38	Norrena/Giguere	17,174
71.	3/16	at SJS	L	28-36-07	0-3	-	Thornton	0-4	6-6	35-24	Toskala/Norrena	17,496
72.	3/17	at LAK	L	28-37-07	3-5	47,61,47	Blake	0-7	8-10	34-20	Garon/Norrena	17,197
73.	3/20	CHI	W	29-37-07	5-2	17,33,33,23p,55p	Modin	2-7	4-5	30-24	Norrena/Khabibulin	15,195
74.	3/22	at DET	SOW	30-37-07	2-1	55,91x	Fedorov	0-6	5-5	30-36	Norrena/Osgood	20,066
75.	3/25	STL	W	31-37-07	4-1	23p,27,33,47	Malhotra	1-3	7-8	26-26	Norrena/Bacashihua	16,007
76.	3/27	at STL	W	32-37-07	4-1	6p,33,33,61p	Modin	2-7	4-5	30-24	Norrena/Khabibulin	15,195
77.	3/29	ANA	L	32-38-07	2-5	44,91	Getzlaf	0-4	3-6	25-31	Giguere/Norrena	15,340
78.	3/30	at CHI	L	32-39-07	1-3	25p	Havlat	1-6	2-2	32-25	Lalime/Boucher	14,111
79.	4/1	DET	L	32-40-07	1-4	61	Holmstrom	0-6	2-3	32-25	Hasek/Norrena	17,350
80.	4/3	at DET	L	32-41-07	0-3	-	Calder	0-6	6-6	35-23	Hasek/Norrena	20,066
81.	4/5	DAL	OTW	33-41-07	2-1	27,61	Nash	0-3	6-6	28-20	Norrena/Smith	15,997
82.	4/7	ANA	L	33-42-07	3-4	61,17,25	Getzlaf	0-4	1-3	45-25	Bryzgalov/Norrena	17,391

+ Home Sellout

RECORD BOOK



# 2005-06 FINAL STATS

**GENERAL MANAGER:** Doug MacLean | **HEAD COACH:** Gerard Gallant | **CAPTAIN:** Adam Foote

PLAYER	POS	GP	TOI	G	A	P	+/-	PIM	PP	SH	GW	S	%
David Vyborny	RW	80	20:41	22	43	65	-9	50	5	2	6	145	15.2
Rick Nash	LW	54	18:15	31	23	54	5	51	11	0	4	170	18.2
Nikolai Zherdev	RW	73	17:35	27	27	54	-13	50	10	0	0	194	13.9
Sergei Fedorov	C	62	21:05	12	31	43	-1	64	3	1	2	142	8.5
	TOT	67	21:01	12	32	44	-2	66	3	1	2	160	7.5
Jan Hrdina	C	75	16:57	10	23	33	-8	78	4	1	0	78	12.8
Bryan Berard	D	44	22:39	12	20	32	-29	32	11	0	2	126	9.5
Manny Malhotra	C	58	16:21	10	21	31	1	41	1	1	0	102	9.8
Jason Chimera	LW	80	12:40	17	13	30	-10	95	1	1	5	127	13.4
Trevor Letowski	RW	81	16:32	10	18	28	-2	36	1	1	1	135	7.4
Duvie Westcott	D	78	22:34	6	22	28	1	133	1	1	0	113	5.3
Jaroslav Balastik *	LW	66	12:50	12	10	22	-1	26	7	0	2	158	7.6
Adam Foote	D	65	24:33	6	16	22	-16	89	2	2	1	67	9.0
Rostislav Klesla	D	51	21:26	6	13	19	-4	75	2	0	1	84	7.1
Ron Hainsey	D	55	17:47	2	15	17	13	43	1	0	0	81	2.5
Dan Fritsche *	C	59	10:16	6	7	13	-14	22	0	0	0	93	6.5
Mark Hartigan	C	33	11:38	9	3	12	-1	22	3	0	1	54	16.7
Jody Shelley	LW	80	5:58	3	7	10	-4	163	0	0	1	39	7.7
Todd Marchant	C	18	20:05	3	6	9	-1	20	0	0	0	42	7.1
Aaron Johnson	D	26	14:11	2	6	8	9	23	1	0	1	28	7.1
Radoslav Suchy	D	79	19:55	1	7	8	-8	30	0	0	0	33	3.0
Luke Richardson	D	44	15:15	1	6	7	-18	30	0	0	0	24	4.2
Michael Rupp	RW	39	9:03	4	2	6	-3	58	0	0	0	38	10.5
	TOT	40	9:00	4	2	6	-3	58	0	0	0	39	10.3
Geoff Platt *	C	15	11:12	0	5	5	-4	16	0	0	0	29	0.0
Gilbert Brule *	C	7	13:11	2	2	4	-2	0	0	0	0	11	18.2
Tyler Wright +	C	18	15:22	0	4	4	-3	20	0	0	0	26	0.0
Jamie Pushor	D	4	18:12	1	2	3	1	0	0	0	0	2	50.0
Cale Hulse +	D	27	15:04	0	3	3	-9	43	0	0	0	27	0.0
Francois Beauchemin *+	D	11	17:16	0	2	2	-6	11	0	0	0	16	0.0
Peter Sarno	C	1	10:42	0	0	0	0	0	0	0	0	0	0.0
Joe Motzko *	RW	2	10:35	0	0	0	-2	0	0	0	0	3	0.0
Geoff Sanderson +	LW	2	10:53	0	0	0	-1	0	0	0	0	7	0.0
Joakim Lindstrom *	C	3	5:11	0	0	0	0	0	0	0	0	4	0.0
Cam Severson	LW	4	3:05	0	0	0	0	5	0	0	0	2	0.0
Ole-Kristian Tollefsen *	D	5	16:18	0	0	0	-2	2	0	0	0	3	0.0
Andy Delmore	D	7	15:23	0	0	0	-1	2	0	0	0	7	0.0
Ben Simon	C	13	5:38	0	0	0	-4	4	0	0	0	7	0.0
Alexandre Picard *	LW	17	9:08	0	0	0	-2	14	0	0	0	10	0.0
Steven Goertzen *	RW	39	8:31	0	0	0	-17	44	0	0	0	23	0.0
<b>TOTALS</b>		<b>82</b>		<b>215</b>	<b>357</b>	<b>572</b>		<b>1,392</b>	<b>64</b>	<b>10</b>	<b>27</b>	<b>2,250</b>	<b>9.6</b>

GOALTENDERS	GP	MIN	W	L	OT	SO	GA	SA	SV	GAA	SV%	A	PTS	PIM
Martin Prusek	9	373	3	3	0	0	20	165	145	3.21	.879	0	0	0
Pascal Leclaire *	33	1,804	11	15	3	0	97	1,084	987	3.23	.910	1	1	2
Marc Denis	49	2,786	21	25	1	1	151	1,505	1,354	3.25	.900	1	1	2
<b>TOTALS</b>	<b>82</b>	<b>4,963</b>	<b>35</b>	<b>43</b>	<b>4</b>	<b>1</b>	<b>268</b>	<b>2,754</b>	<b>2,486</b>	<b>3.24</b>	<b>.903</b>	<b>2</b>	<b>2</b>	<b>4</b>

+Traded Player \* Rookie

## 2005-06 SEASON NOTES

- ★ Completed their fifth season in the National Hockey League with a 35-43-4 record (74 pts.), finishing third in the Central Division, 13th in the Western Conference and 25th in the NHL.
- ★ Set franchise records for wins, home wins (23), road wins (12) and points in a season.
- ★ Club won a franchise record six consecutive games from Mar. 24-Apr. 3 (3-2 vs. Calgary on Mar. 24; 5-4 at Detroit on Mar. 25; 4-1 vs. San Jose on Mar. 28; 4-2 at St. Louis on Mar. 31; 5-2 vs. Chicago on Apr. 1; 3-1 at Nashville on Mar. 3).
- ★ Scored 10 shorthanded goals, which ranked 14th-T in the NHL. The club scored six goals at home (10th-T in NHL) and four on the road (16th-T in NHL). The 10 goals are the second-most in club history (12 in 2002-03), while the six scored at home are a new club record (4 in 2002-03).
- ★ Were 14-4 in games decided in overtime (6-1) or a shootout (8-3), leading the NHL in winning percentage (.777) and ranking second in OT/SO wins (Dallas, 15). The club was 8-0 at home, the only team in the NHL without an OT/SO loss at home, while the six wins in overtime tied the club record set in 2003-04.
- ★ The Blue Jackets were the best team in the NHL in games decided in overtime or shootouts since Jan. 1, 2004, posting a record of 20-0-9 and a winning percentage of .845.
- ★ Completed the first half of 2005-06 with a record of 12-27-2 (26 pts.) and were 8-11-0 at home and 4-16-2 on the road. Over the second half of the season, the club posted a 23-16-2 mark (48 pts.) and was 15-7-0 at home and 8-9-2 on the road. In the second half, Columbus ranked eighth in the NHL and fifth-T in the Western Conference in wins (Detroit – 30) and 14th and eighth, respectively, in points (Detroit – 65).
- ★ The Blue Jackets ranked third in the NHL by earning 21 points in games in which they trailed after two periods (9 wins, 3 SO losses), trailing only Dallas (27, 12-3) and Edmonton (22, 9-4). The club won nine games when trailing after two periods this season, which is more than in the club's first four seasons combined (six).
- ★ Left wing Rick Nash tallied 31 goals and led the club in goals for the second-straight season, despite missing 28 games due to injury. He improved his plus/minus rating by 40 from 2003-04 (-35 to 5). He had 1-1-2 vs. Chicago on Apr. 15 to become the first player since 2000-01 (Mario Lemieux, 35 goals in 43 games), and just the fifth in the last 10 years, to record 30 goals in a season when playing in fewer than 60 games. Collected his first career hat trick at Detroit on Apr. 7.





GM	DATE	OPPONENT	RESULT	RECORD	SCORE	CBJ GOAL SCORERS	GWG/GTG	PP	PK	SF-SA	W/L GOALIE	ATTN
1.	10/5	at WSH	L	00-01-00	2-3	49,49	Zubrus	0-9	6-8	37-19	Kolzig/Leclaire	16,325
2.	10/7	CGY	L	00-02-00	1-3	10p	Langkow	1-5	8-8	20-38	Kiprusoff/Denis	18,136+
3.	10/9	at CHI	W	01-02-00	3-2	25,4p,45	Shelley	1-4	7-8	27-32	Denis/Khabibulin	11,062
4.	10/12	at SJS	L	01-03-00	1-4	21	Primeau	0-6	8-8	27-36	Nabokov/Denis	17,496
5.	10/14	at ANA	L	01-04-00	3-4	38,4p,38p	Carney	2-9	5-6	19-36	Giguere/Leclaire	12,930
6.	10/16	at LAK	L	01-05-00	1-3	13	Cammalleri	0-7	7-9	20-31	LaBarbera/Denis	17,156
7.	10/21	SJS	W	02-05-00	4-1	9,25p,52,25	Chimera	1-7	6-7	25-26	Denis/Toskala	15,388
8.	10/22	DET	L	02-06-00	0-6	-	Williams	0-7	4-5	17-36	Legace/Denis	18,136+
9.	10/24	DET	L	02-07-00	2-6	4p,10	Datsyuk	1-8	6-9	33-37	Legace/Denis	16,098
10.	10/26	NSH	OTW	03-07-00	3-2	10,42p,52s	Foote	1-6	10-12	34-24	Prusek/Vokoun	15,110
11.	10/28	MIN	SOW	04-07-00	2-1	52,10x	Letowski	0-5	3-3	53-28	Prusek/Fernandez	15,669
12.	10/29	at MIN	L	04-08-00	1-3	9p	Burns	1-9	7-8	16-24	Fernandez/Prusek	18,568
13.	11/1	at EDM	L	04-09-00	1-5	97p	Hemsky	1-4	4-6	24-35	Markkanen/Denis	16,839
14.	11/3	at CGY	L	04-10-00	1-2	9	Nilson	0-4	7-7	17-31	Kiprusoff/Denis	19,289
15.	11/4	at VAN	L	04-11-00	3-5	13,9p,13	Carter	1-6	4-6	24-26	Auld/Denis	18,630
16.	11/9	STL	W	05-11-00	3-1	9,9,26	Vyborny	0-3	8-9	23-25	Denis/Lalime	16,058
17.	11/11	EDM	L	05-12-00	1-3	26	Pisani	0-5	1-1	30-21	Markkanen/Denis	18,136+
18.	11/13	LAK	L	05-13-00	2-8	26,25	Frolov	0-4	6-8	29-28	Garon/Prusek	16,174
19.	11/16	STL	L	05-14-00	0-2	-	Stempniak	0-5	5-5	36-16	Sanford/Denis	15,802
20.	11/18	at DAL	L	05-15-00	3-6	4p,4p,15	Lehtinen	2-7	5-8	18-29	Turco/Prusek	18,532
21.	11/20	at PHX	L	05-16-00	1-5	17	Nagy	0-6	7-9	24-33	Leneveu/Denis	13,953
22.	11/23	NSH	L	05-17-00	2-4	13,27p	Legwand	1-6	7-8	37-41	Mason/Leclaire	15,833
23.	11/25	COL	L	05-18-00	0-5	-	Svatos	0-1	2-4	35-34	Aebischer/Leclaire	18,136+
24.	11/26	at STL	W	06-18-00	4-3	27,22,17,47p	Johnson	1-3	4-5	19-34	Prusek/Sanford	15,002
25.	11/30	at MIN	SOW	07-18-00	3-2	10,15,40x	Balastik	0-4	3-4	31-34	Leclaire/Rolason	18,568
26.	12/1	at STL	L	07-19-00	1-4	40p	Wideman	1-8	8-11	26-44	Lalime/Leclaire	12,307
27.	12/8	NYI	SOW	08-19-00	4-3	13p,52p,91p,9x	Vyborny	3-7	8-10	27-40	Leclaire/DiPietro	15,728
28.	12/9	at ATL	L	08-20-00	2-5	40p,13	Petrovicky	1-5	5-6	28-31	Garnett/Leclaire	14,260
29.	12/11	NJD	OTW	09-20-00	3-2	13,13p,4	Berard	1-5	7-7	39-30	Denis/Brodeur	17,157+
30.	12/13	PHI	L	09-21-00	1-3	38p	Forsberg	1-8	5-5	24-31	Esche/Denis	16,263
31.	12/15	at CAR	L	09-22-00	1-2	20	Brind'Amour	0-4	6-7	26-32	Gerber/Leclaire	11,069
32.	12/17	at NSH	L	09-23-00	3-7	61p,38s,9	Sullivan	1-4	8-9	26-32	Vokoun/Denis	16,020
33.	12/20	at DET	SOL	09-23-01	3-4	61,15p,13	Williams	1-5	7-7	33-38	Osgood/Leclaire	20,066
34.	12/21	DAL	L	09-24-01	3-5	40,61,20	Barnes	0-8	6-7	26-35	Hedberg/Leclaire	16,859
35.	12/23	NSH	L	09-25-01	4-5	40p,15,40p,25s	Hall	2-10	4-7	39-22	Vokoun/Denis	16,330
36.	12/26	CHI	OTW	10-25-01	4-3	97p,52s,13,40	Balastik	1-8	7-8	32-45	Denis/Khabibulin	17,441
37.	12/28	ANA	W	11-25-01	1-0	25	Chimera	0-10	4-4	42-40	Denis/Giguere	17,387+
38.	12/30	at CHI	W	12-25-01	3-2	49,13,61	Nash	0-3	4-5	21-43	Denis/Anderson	13,229
39.	12/31	at DET	L	12-26-01	2-5	61,25	Samuelsson	0-5	4-6	15-43	Osgood/Denis	20,066
40.	1/5	at SJS	L	12-27-01	3-6	61p,20,61p	Stevenson	2-4	3-5	31-39	Toskala/Denis	15,275
41.	1/7	at COL	SOL	12-27-02	2-3	91,61	Tanguay	0-2	5-7	21-48	Aebischer/Leclaire	18,007
42.	1/8	at PHX	W	13-27-02	5-2	97,61,4p,4p,4p	Berard	3-4	8-9	15-34	Denis/Joseph	14,436
43.	1/11	PIT	W	14-27-02	6-1	61,9,13p,40p,40,91	Vyborny	2-6	8-8	32-29	Leclaire/Sabourin	18,136
44.	1/13	at TBL	L	14-28-02	2-4	13p,9	St. Louis	1-3	6-6	24-39	Burke/Denis	20,425
45.	1/14	at FLA	OTW	15-28-02	5-4	61,9,91,25,9p	Vyborny	1-8	6-7	23-52	Leclaire/Luongo	17,991
46.	1/16	NYR	W	16-28-02	4-3	25,9p,45,61	Nash	1-3	1-1	32-36	Denis/Weekes	16,355
47.	1/18	DET	L	16-29-02	0-4	-	Holmstrom	0-7	5-7	26-41	Osgood/Leclaire	17,089
48.	1/20	STL	SOW	17-29-02	4-3	13p,9s,38,61x	Nash	1-4	7-7	35-44	Denis/Sanford	17,268
49.	1/21	at NSH	L	17-30-02	2-7	10s,4p	Perrault	1-4	4-7	29-48	Vokoun/Leclaire	15,416
50.	1/24	VAN	W	18-30-02	6-5	25,38p,13p,4p,38p,10	Letowski	4-9	4-6	43-33	Denis/Auld	16,192
51.	1/27	MIN	W	19-30-02	4-3	6,4p,61,91	Fedorov	1-9	4-6	25-28	Leclaire/Rolason	17,153
52.	1/28	NSH	W	20-30-02	4-3	9,61p,15s,9	Vyborny	1-3	6-9	24-27	Denis/Vokoun	18,136
53.	2/1	at CGY	SOW	21-30-02	2-1	13p,40x	Balastik	1-5	2-2	20-37	Denis/Kiprusoff	19,289
54.	2/2	at EDM	SOW	22-30-02	2-1	13,25x	Chimera	0-4	6-6	19-28	Denis/Markkanen	16,839
55.	2/6	at VAN	L	22-31-02	4-7	61,13p,97,61p	Sedin	2-9	6-11	33-38	Auld/Denis	18,630
56.	2/8	LAK	W	23-31-02	7-4	10,10,40p,25,9p,91,25	Vyborny	2-5	3-3	36-27	Denis/Garon	16,162
57.	2/10	COL	L	23-32-02	1-4	38	Svatos	0-2	1-3	29-27	Budaj/Denis	18,136+
58.	2/11	at NSH	L	23-33-02	2-5	61,13	Upshall	0-4	4-6	25-36	Vokoun/Denis	17,113
59.	3/2	at COL	L	23-34-02	0-1	-	Clark	0-6	6-7	24-40	Aebischer/Leclaire	18,007
60.	3/4	at LAK	L	23-35-02	2-3	13,13	Cammalleri	0-6	6-7	26-35	Garon/Denis	17,238
61.	3/5	at ANA	SOW	24-35-02	3-2	40p,13p,61x	Nash	2-9	5-6	34-45	Leclaire/Giguere	16,124
62.	3/7	CHI	L	24-36-02	1-3	27	Sharp	0-4	4-4	28-44	Anderson/Denis	16,137
63.	3/9	PHX	W	25-36-02	5-4	61p,38,13,20,25	Chimera	1-7	4-5	30-33	Leclaire/Joseph	17,066
64.	3/11	EDM	OTW	26-36-02	4-3	10,91,13,97	Klesla	0-6	4-6	31-27	Denis/Rolason	18,136+
65.	3/13	at STL	OTL	26-36-03	2-3	61,25	Backman	0-4	5-7	30-31	Lalime/Leclaire	12,130
66.	3/15	at CHI	L	26-37-03	2-3	45,61p	Calder	1-5	3-3	35-29	Khabibulin/Denis	10,130
67.	3/17	VAN	L	26-38-03	2-3	6p,27	Morrison	1-6	3-5	24-33	Auld/Leclaire	16,163
68.	3/19	ANA	L	26-39-03	3-4	13p,49,61	Lupul	1-9	5-6	28-29	Giguere/Denis	16,519
69.	3/21	PHX	L	26-40-03	2-5	52p,91	Doan	1-4	4-5	33-36	Joseph/Leclaire	15,581
70.	3/24	CGY	W	27-40-03	3-2	27,13,25	Chimera	0-7	7-8	28-28	Denis/Kiprusoff	17,041
71.	3/25	at DET	SOW	28-40-03	5-4	97,9,61,27,40x	Balastik	0-2	3-3	27-44	Leclaire/Osgood	20,006
72.	3/28	SJS	W	29-40-03	4-1	61,61p,42,27	Nash	1-2	5-5	23-29	Denis/Toskala	16,094
73.	3/31	at STL	W	30-40-03	4-2	40,25,61,61p	Nash	1-4	6-6	20-30	Leclaire/Lalime	14,101
74.	4/1	CHI	W	31-40-03	5-2	13,42,40,42p,9s	Balastik	1-7	6-7	24-29	Denis/Anderson	17,394
75.	4/3	at NSH	W	32-40-03	3-1	27s,25,42	Chimera	0-8	9-10	28-37	Leclaire/Mason	12,073
76.	4/7	at DET	SOL	32-40-04	5-6	61p,42,49,61,61	Holmstrom	1-3	2-3	23-36	Legace/Denis	20,066
77.	4/8	DET	L	32-41-04	2-4	38,27	Williams	0-2	4-4	29-30	Osgood/Leclaire	18,136+
78.	4/11	at DAL	L	32-42-04	2-3	15,91	Svoboda	0-4	5-7	17-26	Turco/Denis	18,543
79.	4/13	STL	W	33-42-04	4-1	91p,42,47,27	Hartigan	1-7	5-5	31-27	Leclaire/Bacashihua	16,262
80.	4/15	CHI	W	34-42-04	5-2	49,42,9,9,61	Vyborny	0-4	2-2	29-36	Denis/Khabibulin	16,555
81.	4/16	at CHI	L	34-43-04	3-4	9,61p,91s	Calder	1-5	9-11	16-41	Anderson/Leclaire	10,733
82.	4/18	DAL	W	35-43-04	5-4	9,10,5,42p,91p	Fedorov	2-5	4-5	31-36	Denis/Hedberg	17,103

+ Home Sellout



# 2003-04 FINAL STATS

**GENERAL MANAGER:** Doug MacLean | **HEAD COACH:** Doug MacLean / Gerard Gallant | **CAPTAIN:** Luke Richardson

PLAYER	POS	GP	TOI	G	A	PTS	+/-	PIM	PP	SH	GW	GT	S	%
Rick Nash	LW	80	17:37	41	16	57	-35	87	19	0	7	2	269	15.2
David Vyborny	RW	82	20:22	22	31	53	-26	40	8	4	2	0	158	13.9
Nikolai Zherdev *	LW	57	16:10	13	21	34	-11	54	5	0	1	0	137	9.5
Todd Marchant	C	77	20:38	9	25	34	-17	34	4	0	2	0	163	5.5
Trevor Letowski	RW	73	16:19	15	17	32	-12	16	4	0	1	0	126	11.9
Geoff Sanderson +	LW	67	16:20	13	16	29	-9	34	5	0	1	0	191	6.8
Anders Eriksson	D	66	20:42	7	20	27	-6	18	2	0	1	1	84	8.3
Andrew Cassels	C	58	19:17	6	20	26	-24	26	2	0	0	1	91	6.6
Manny Malhotra	C	56	14:47	12	13	25	-5	24	1	0	2	0	103	11.7
	TOT	65	13:48	12	13	25	-7	28	1	0	2	0	107	11.2
Brian Holzinger	C	13	15:17	1	0	1	-4	2	0	0	0	0	14	7.1
	TOT	74	16:33	7	15	22	-31	40	1	1	1	0	96	7.3
Jaroslav Spacek	D	58	23:26	5	17	22	-13	45	2	1	2	0	108	4.6
Tyler Wright	C	68	14:34	9	9	18	-19	63	2	0	3	0	109	8.3
Darryl Sydor	D	49	21:54	2	13	15	-19	26	1	0	0	0	80	2.5
Rostislav Klesla	D	47	18:19	2	11	13	-16	27	0	0	1	0	74	2.7
Alexander Svitov	C	29	12:39	2	6	8	-8	16	0	0	0	0	36	5.6
	TOT	40	11:43	2	9	11	-8	20	0	0	0	0	52	3.8
Lasse Pirjeta +	C	57	10:46	2	8	10	-6	20	0	0	0	0	78	2.6
Derrick Walser	D	27	18:23	1	8	9	-6	22	1	0	0	0	35	2.9
Aaron Johnson *	D	29	15:01	2	6	8	-2	32	0	0	1	0	33	6.1
Duvie Westcott	D	34	21:10	0	7	7	-15	39	0	0	0	0	43	0.0
Jody Shelley	LW	76	7:14	3	3	6	-10	228	1	0	0	0	62	4.8
Luke Richardson	D	64	20:07	1	5	6	-11	48	0	0	1	0	34	2.9
Mark Hartigan *	C	9	16:18	1	3	4	-2	6	1	0	0	0	15	6.7
Espen Knutsen	C	14	15:27	0	4	4	-5	2	0	0	0	0	11	0.0
Scott Lachance	D	77	18:58	0	4	4	-23	44	0	0	0	0	35	0.0
David Ling	RW	50	7:45	1	2	3	-3	98	0	0	0	0	45	2.2
Tim Jackman *	RW	19	9:55	1	2	3	-7	16	0	0	0	0	18	5.6
Kent McDonell *	RW	29	10:17	1	2	3	-7	36	0	0	0	0	23	4.3
Andrej Nedorost	LW	9	13:02	2	0	2	0	6	0	0	0	0	16	12.5
Brad Moran *	C	2	10:03	1	1	2	-1	2	0	0	0	0	4	25
Todd Rohloff +	D	24	19:14	0	2	2	-12	8	0	0	0	0	16	0.0
Donald MacLean	C	4	11:41	1	0	1	-1	0	0	0	0	0	10	10
Dan Fritsche *	C	19	8:24	1	0	1	-5	12	0	0	0	0	19	5.3
Jeremy Reich *	C	9	7:38	0	1	1	-3	20	0	0	0	0	3	0.0
Darrel Scoville	D	8	19:14	0	1	1	-4	6	0	0	0	0	5	0.0
Zenith Komarniski *	D	2	14:48	0	0	0	0	0	0	0	0	0	1	0.0
Mike Pandolfo *	LW	3	8:18	0	0	0	-2	0	0	0	0	0	3	0.0
Greg Mauldin *	C	6	8:47	0	0	0	-2	4	0	0	0	0	6	0.0
Joe Motzko *	RW	2	7:15	0	0	0	0	0	0	0	0	0	1	0.0
Jamie Pushor +	D	7	13:12	0	0	0	-2	2	0	0	0	0	6	0.0
J-L Grand-Pierre +	RW	16	7:25	0	0	0	-3	12	0	0	0	0	15	0.0
<b>TOTALS</b>		<b>82</b>		<b>198</b>	<b>331</b>	<b>529</b>		<b>1,263</b>	<b>60</b>	<b>6</b>	<b>28</b>	<b>4</b>	<b>2,535</b>	<b>7.8</b>

GOALTENDERS	GP	MIN	W	L	OT	SO	GA	SA	SV	GAA	SV%	A	PTS	PIM
Marc Denis	66	3,796	21	36	7	5	162	1,970	1,808	2.56	.918	2	2	10
Fred Brathwaite	21	1,050	4	11	1	0	59	574	515	3.37	.897	0	0	2
Pascal Leclaire *	2	119	0	2	0	0	7	69	62	3.52	.898	0	0	0
<b>TOTALS</b>	<b>89</b>	<b>4,965</b>	<b>25</b>	<b>49</b>	<b>8</b>	<b>5</b>	<b>228</b>	<b>2,619</b>	<b>2,385</b>	<b>2.76</b>	<b>.911</b>	<b>2</b>	<b>2</b>	<b>12</b>

+Traded Player \* Rookie

## 2003-04 SEASON NOTES

- ★ Posted a 25-45-8-4 record (62 pts.) in their fourth NHL season, finishing fourth in the Central Division, 14th in the Western Conference and 27th in the NHL.
- ★ Gerard Gallant took over as interim head coach on Jan. 1 and led the club to a 16-24-4-1 record, including a season-high and club record-tying four consecutive wins from Mar. 21-27.
- ★ The Blue Jackets successfully killed off 287-of-337 opponent power plays for an 85.2 percent penalty killing percentage, which ranked ninth in the NHL and was the second-highest in club history. Columbus killed off 134-of-152 at home (88.2 pct./4th in NHL) and 153-of-185 on the road (82.7 pct./17th in NHL). The club finished the season by killing off 68-of-73 (93.2 pct.) over the final 17 games.
- ★ The Blue Jackets dressed 12 different players who were born in the 1980s with those players accounting for 43.5 percent of the club's goals (77-of-177). Columbus dressed all four of its first round draft picks – D Rostislav Klesla (2000), G Pascal Leclaire (2001), LW Rick Nash (2002) and RW Nikolai Zherdev (2003) – for the first time vs. San Jose on Dec. 31 and all four played in their first game together at Phoenix on Feb. 20.
- ★ Left wing Rick Nash won the Rocket Richard trophy as the NHL's leading goal scorer (41 – tied with Atlanta's Ilya Kovalchuk and Calgary's Jarome Iginla), becoming the youngest player in NHL history to lead the league in goal scoring. The 19-year-old finished the season with 41-16-57 in 80 games and also led the NHL with a team-record 19 power play goals. He was the first teenager to play in the All-Star Game since Quebec's Owen Nolan (19 years, 340 days) and Pittsburgh's Jaromir Jagr (19 years, 337 days) in 1992.
- ★ Right wing Nikolai Zherdev made his Blue Jackets debut on Dec. 2 and went on to tally 13-21-34 and 54 PIM in 57 games. He ranked in the top 10 among NHL rookies in points per game (3rd, 0.60), assists (5th), points (T-6th), power play goals (sixth-T), shots (sixth-T, 137) and goals (ninth-T) and had 1-1-2 in the YoungStars Game as part of the NHL's All-Star Weekend.
- ★ Right wing David Vyborny led the club with four shorthanded goals, which tied for fourth in the NHL and established a new club record (Mike Sillinger – 3, 2002-03). He set career marks to finish second on the club in goals and points with 22-31-53 in 82 games. He led the club in assists and was the only player to compete in every game, extending his consecutive games played streak to 162. He notched his first career hat trick on Nov. 7 vs. Atlanta, tied a team record with five points (1-4-5) on Feb. 28 vs. Colorado and was named the NHL Player of Week (Feb. 23-29).



# 2003-04 RESULTS



GM	DATE	OPPONENT	RESULT	RECORD	SCORE	CBJ GOAL SCORERS	GWG/GTG	PP	PK	SF-SA	W/L GOALIE	ATTN
1.	10/9	at ATL	L	0-1-0-0	1-2	38	Tamer	0-6	7-8	27-27	Nurminen/Denis	17,918
2.	10/11	NYR	W	1-1-0-0	5-0	10,9p,20,61p,5p	Lefowski	3-11	3-3	36-25	Denis/Markkanen	18,136+
3.	10/13	VAN	W	2-1-0-0	3-2	9p,26,61	Nash	1-4	4-4	26-29	Denis/Cloutier	16,580
4.	10/16	CHI	W	3-1-0-0	2-1	61p,26p	Marchant	2-7	3-3	36-31	Denis/Thibault	16,158
5.	10/18	at NSH	L	3-2-0-0	2-3	32,9p	G. Johnson	1-5	4-4	28-33	Vokoun/Brathwaite	10,499
6.	10/22	at DET	L	3-3-0-0	1-4	61	Datsyuk	0-5	1-2	19-28	Legace/Denis	20,066
7.	10/23	TBL	L	3-4-0-0	0-1	-	Lecavalier	0-4	2-2	20-28	Grahame/Denis	16,542
8.	10/25	DAL	L	3-5-0-0	2-3	61p,38	Dimairo	1-8	1-1	27-34	Turco/Denis	18,136+
9.	10/28	at VAN	L	3-6-0-0	3-6	9,5,61	Chubarov	0-5	1-2	19-28	Hedberg/Brathwaite	18,630
10.	10/30	at EDM	OTL	3-6-0-1	3-4	61,9s,61p	Isbister	1-4	5-5	22-41	Salo/Denis	15,946
11.	11/1	at CGY	L	3-7-0-1	0-3	-	Leopold	0-5	2-3	15-34	McLennan/Denis	14,539
12.	11/7	ATL	W	4-7-0-1	4-2	9,8,9,9s	Vyborny	0-6	4-5	23-14	Denis/Dafoe	16,827
13.	11/9	CGY	W	5-7-0-1	4-3	45p,45,25p,8p	Sanderson	3-8	5-5	28-45	Denis/Sabourin	17,957
14.	11/11	at MTL	T	5-7-1-1	1-1	61p	Nash	1-3	5-5	36-31	Denis/Garon	18,765
15.	11/13	at OTT	L	5-8-1-1	2-5	10p,9s	Hossa	1-9	7-12	17-35	Lalime/Brathwaite	15,297
16.	11/14	BOS	L	5-9-1-1	0-4	-	McGillis	0-3	1-2	24-27	Potvin/Denis	18,136+
17.	11/16	PHX	T	5-9-2-1	2-2	61p,25	Cassels	1-4	3-4	27-31	Denis/Burke	16,631
18.	11/19	at DET	L	5-10-2-1	1-5	8p	Hull	1-3	4-5	38-42	Legace/Denis	20,066
19.	11/20	DET	W	6-10-2-1	3-0	61,25,49	Nash	0-3	3-3	24-25	Denis/Legace	18,136+
20.	11/22	NYI	W	7-10-2-1	2-1	61,26	Marchant	0-5	6-6	29-25	Brathwaite/DiPietro	16,578
21.	11/25	EDM	T	7-10-3-1	3-3	27,8p,10p	Dvorak	2-5	4-4	34-34	Denis/Conklin	16,465
22.	11/26	at NSH	L	7-11-3-1	2-4	61,27	Orszagh	0-3	7-8	28-33	Vokoun/Denis	10,185
23.	11/29	WSH	L	7-12-3-1	3-5	61,28,61p	Bondra	1-4	1-2	28-24	Kolzig/Denis	17,158
24.	12/2	ANA	W	8-12-3-1	2-1	9p,61p	Nash	2-6	3-3	32-31	Denis/Gerber	16,525
25.	12/4	NSH	L	8-13-3-1	2-4	13,61	G. Johnson	0-3	4-4	39-24	Vokoun/Denis	16,166
26.	12/6	at COL	L	8-14-3-1	1-5	61	Sakic	0-6	1-4	36-38	Sauve/Denis	18,007
27.	12/10	PHI	T	8-14-4-1	1-1	27	Kapanen	0-2	5-5	20-41	Brathwaite/Boucher	17,063
28.	12/12	STL	OTL	8-14-4-2	2-3	25,61p	Weight	1-6	1-2	32-33	Johnson/Brathwaite	17,892
29.	12/13	at PIT	L	8-15-4-2	3-5	23p,13,10	Holzinger	1-4	3-5	26-25	Caron/Brathwaite	11,989
30.	12/16	at STL	OTL	8-15-4-3	1-2	25p	Tkachuk	1-4	3-4	27-37	Osgood/Denis	16,091
31.	12/19	CGY	L	8-16-4-3	1-2	61	Lombardi	0-13	6-6	34-21	Kiprusoff/Denis	16,561
32.	12/20	at MIN	L	8-17-4-3	2-5	8,10	Zyuzin	0-5	1-1	29-35	Roloso/Denis	18,568
33.	12/23	PHX	L	8-18-4-3	1-2	61	Tanabe	0-5	1-2	28-26	Burke/Brathwaite	16,993
34.	12/26	at CHI	W	9-18-4-3	4-1	9,27,61,9	Malhotra	0-2	2-2	33-31	Brathwaite/Leighton	13,517
35.	12/27	DAL	L	9-19-4-3	3-4	13,61,20	Matvichuk	0-3	2-3	24-18	Turco/Denis	17,419
36.	12/29	STL	L	9-20-4-3	2-3	8p,26p	R. Johnson	2-6	4-5	25-34	Johnson/Denis	17,715
37.	12/31	SJS	L	9-21-4-3	0-1	-	McCauley	0-4	3-3	26-29	Nabokov/Denis	18,136+
38.	1/2	at TBL	W	10-21-4-3	2-0	44,27	Klesla	0-1	1-1	15-37	Denis/Grahame	13,609
39.	1/3	at FLA	L	10-22-4-3	0-1	-	Weiss	0-4	3-3	42-34	Luongo/Denis	15,874
40.	1/6	at COL	L	10-23-4-3	0-6	-	Blake	0-7	1-2	35-36	Aebischer/Brathwaite	18,007
41.	1/8	at SJS	OTW	11-23-4-3	3-2	28,42p,61p	Nash	2-6	3-3	25-36	Denis/Nabokov	14,549
42.	1/10	at LAK	T	11-23-5-3	2-2	2p,26	Klaff	1-3	0-2	33-32	Denis/Cechmanek	18,118
43.	1/11	at ANA	T	11-23-6-3	2-2	13,61	Nash	0-5	7-7	37-43	Gerber/Denis	15,559
44.	1/15	at STL	L	11-24-6-3	3-5	13p,26,8	Boguniecki	1-5	2-4	26-26	Divis/Denis	17,709
45.	1/16	LAK	OTW	12-24-6-3	3-2	8,61p,61	Nash	1-6	1-1	31-24	Denis/Cechmanek	17,238
46.	1/18	EDM	T	12-24-7-3	4-4	9,28,13p,61p	Brewer	2-7	3-4	38-30	Denis/Conklin	18,136+
47.	1/21	STL	W	13-24-7-3	3-1	26p,27,27	Malhotra	1-6	5-5	30-28	Denis/Osgood	16,242
48.	1/22	at CHI	L	13-25-7-3	0-7	-	Moen	0-2	4-5	30-39	Anderson/Brathwaite	11,347
49.	1/24	CHI	W	14-25-7-3	4-3	61p,27,61p,28	Wright	2-13	4-5	34-23	Denis/Anderson	18,136+
50.	1/27	NJD	L	14-26-7-3	3-4	61p,28,41	Gionta	1-5	2-3	31-39	Brodeur/Denis	18,136+
51.	1/29	NSH	L	14-27-7-3	4-6	8p,10,10p,28p	Walker	3-6	3-6	31-31	Vokoun/Brathwaite	16,335
52.	1/31	MIN	OTW	15-27-7-3	2-1	9p,2	Eriksson	1-3	5-5	29-32	Denis/Roloso	18,136+
53.	2/2	at PHX	T	15-27-8-3	3-3	2,9s,2	Eriksson	0-4	6-6	29-32	Denis/Boucher	12,291
54.	2/4	at DAL	L	15-28-8-3	0-1	-	Arnott	0-4	4-4	18-29	Turco/Denis	18,012
55.	2/11	LAK	OTW	16-28-8-3	3-2	3p,47,9	Vyborny	1-6	1-1	34-32	Denis/Cechmanek	16,221
56.	2/12	at TOR	L	16-29-8-3	1-4	26	Roberts	0-3	3-5	19-28	Belfour/Denis	19,356
57.	2/14	SJS	OTL	16-29-8-4	1-2	8	Sturm	0-4	4-4	24-50	Nabokov/Denis	18,136+
58.	2/16	NSH	W	17-29-8-4	4-2	27,27p,3s,17	Spacek	1-5	4-4	23-34	Denis/Vokoun	17,340
59.	2/18	at ANA	L	17-30-8-4	1-3	8	Prospal	0-5	5-5	20-34	Giguere/Denis	12,898
60.	2/20	at PHX	L	17-31-8-4	2-3	10,3	Langkow	0-6	5-6	28-31	Pelletier/Leclaire	14,327
61.	2/21	at LAK	L	17-32-8-4	3-4	45,61,61	Laperriere	0-4	5-6	21-42	Huet/Denis	18,118
62.	2/23	at SJS	L	17-33-8-4	2-4	44,2	Cheechoo	0-3	4-5	26-38	Nabokov/Leclaire	14,886
63.	2/25	CHI	L	17-34-8-4	3-4	9,2,28p	Calder	1-5	4-4	42-28	Anderson/Denis	17,220
64.	2/27	at CHI	W	18-34-8-4	4-3	46,9p,8,22	Richardson	1-5	4-6	29-36	Brathwaite/Leighton	12,477
65.	2/28	COL	OTW	19-34-8-4	5-4	9p,8,13p,27,3p	Spacek	3-7	4-5	44-36	Denis/Sauve	18,136+
66.	3/2	at CAR	W	20-34-8-4	3-0	61p,10,27	Nash	1-4	4-4	17-25	Denis/Weekes	9,839
67.	3/3	at DAL	L	20-35-8-4	2-4	61p,61p	Guerin	2-3	3-3	17-36	Tugnutt/Denis	18,008
68.	3/6	VAN	L	20-36-8-4	0-4	-	Ohlund	0-6	2-2	32-24	Hedberg/Denis	18,136+
69.	3/8	CAR	L	20-37-8-4	1-4	61p	Cole	1-5	3-4	28-38	Irbe/Brathwaite	16,411
70.	3/11	DET	L	20-38-8-4	2-4	10,13	Hull	0-5	4-4	33-35	Joseph/Denis	18,136+
71.	3/13	at STL	L	20-39-8-4	3-5	16,10,10	Tkachuk	0-3	3-5	22-32	Osgood/Denis	19,661
72.	3/14	at MIN	L	20-40-8-4	2-3	9p,10p	Daigle	2-2	6-6	21-30	Fernandez/Denis	18,568
73.	3/16	at EDM	L	20-41-8-4	2-3	16,25	Moreau	0-4	3-3	23-27	Conklin/Denis	16,839
74.	3/18	at CGY	L	20-42-8-4	0-2	-	Lombardi	0-7	4-4	23-35	Kiprusoff/Denis	17,479
75.	3/21	at VAN	W	21-42-8-4	5-4	19,61,13,26p,13	Zherdev	1-3	6-6	23-31	Denis/Hedberg	18,630
76.	3/24	MIN	W	22-42-8-4	2-0	47,61	A. Johnson	0-2	8-8	23-20	Denis/Roloso	17,732
77.	3/26	ANA	W	23-42-8-4	3-1	9,28,13	Wright	0-4	4-5	29-44	Brathwaite/Gerber	18,136+
78.	3/27	at NSH	OTW	24-42-8-4	3-2	61,13p,28	Wright	1-5	7-7	32-37	Denis/Vokoun	17,113
79.	3/29	at BUF	L	24-43-8-4	0-6	-	Kalinin	0-5	3-3	23-39	Biron/Brathwaite	15,263
80.	3/31	DET	L	24-44-8-4	2-3	10,36	Lang	0-7	1-1	32-30	Legace/Denis	18,136+
81.	4/2	COL	L	24-45-8-4	2-4	13p,3	Svatos	1-5	3-4	39-40	Aebischer/Denis	18,136+
82.	4/3	at DET	W	25-45-8-4	4-1	2p,61,10,9	Nash	1-2	4-4	17-33	Denis/Legace	20,066

+ Home Sellout



# 2002-03 FINAL STATS

**GENERAL MANAGER:** Doug MacLean | **HEAD COACH:** Dave King / Doug MacLean | **CAPTAIN:** Ray Whitney

PLAYER	POS	GP	TOI	G	A	PTS	+/-	PIM	PP	SH	GW	GT	S	%
Ray Whitney	LW	81	21:00	24	52	76	-26	22	8	2	2	1	235	10.2
Andrew Cassels	C	79	19:51	20	48	68	-4	30	9	1	5	0	113	17.7
Geoff Sanderson	LW	82	18:43	34	33	67	-4	34	15	2	2	0	286	11.9
David Vyborny	RW	79	16:20	20	26	46	12	16	4	1	4	0	125	16.0
Jaroslav Spacek	D	81	24:47	9	36	45	-23	70	5	0	1	0	166	5.4
Mike Sillinger	C	75	19:08	18	25	43	-21	52	9	3	3	0	128	14.1
Rick Nash *	LW	74	13:56	17	22	39	-27	78	6	0	2	0	154	11.0
Tyler Wright	C	70	16:07	19	11	30	-25	113	3	2	3	0	108	17.6
Grant Marshall +	RW	66	13:56	8	20	28	-8	71	3	0	2	0	96	8.3
Lasse Pirjeta	LW	51	11:28	11	10	21	-4	12	2	0	2	0	80	13.8
Derrick Walser *	D	53	14:51	4	13	17	-9	34	3	0	2	0	86	4.7
Rostislav Klesla	D	72	18:45	2	14	16	-22	71	0	0	0	0	89	2.2
Sean Pronger	C	78	11:31	7	6	13	-26	72	1	0	0	0	67	10.4
Luke Richardson	D	82	23:31	0	13	13	-16	73	0	0	0	0	56	0.0
Espen Knutsen	C	31	16:44	5	4	9	-15	20	3	0	1	0	28	17.9
Matt Davidson *	RW	34	11:48	4	5	9	-12	18	0	0	0	0	28	14.3
Hannes Hyvonen	RW	36	10:02	4	5	9	-11	22	0	0	0	0	48	8.3
Duvie Westcott *	D	39	18:40	0	7	7	-3	77	0	0	0	0	27	0.0
David Ling	RW	35	7:56	3	2	5	-6	86	0	0	0	0	37	8.1
Jody Shelley	LW	68	6:07	1	4	5	-5	249	0	0	0	0	39	2.6
Tomi Kallio	RW	12	14:52	1	2	3	-7	8	0	0	0	0	20	5.0
Darren Van Impe	D	14	18:28	1	1	2	-6	10	0	1	0	1	11	9.1
J-L Grand-Pierre	D	41	13:38	1	0	1	-6	64	0	0	0	0	32	3.1
Andrej Nedorost *	C	12	9:15	0	1	1	-6	4	0	0	0	0	10	0.0
Jamie Allison	D	48	11:56	0	1	1	-15	99	0	0	0	0	23	0.0
Scott Lachance	D	61	20:00	0	1	1	-20	46	0	0	0	0	35	0.0
Mathieu Darche	LW	1	6:57	0	0	0	-1	0	0	0	0	0	0	0.0
Darrel Scoville	D	2	14:30	0	0	0	0	4	0	0	0	0	1	0.0
Kent McDonell *	RW	3	8:40	0	0	0	-1	0	0	0	0	0	4	0.0
Blake Bellefeuille *	C	3	7:00	0	0	0	0	0	0	0	0	0	0	0.0
Kevin Dineen	RW	4	10:40	0	0	0	0	12	0	0	0	0	7	0.0
Paul Manning *	D	8	13:02	0	0	0	0	2	0	0	0	0	4	0.0
<b>TOTALS</b>		<b>82</b>		<b>213</b>	<b>362</b>	<b>575</b>		<b>1,498</b>	<b>71</b>	<b>12</b>	<b>29</b>	<b>2</b>	<b>2,143</b>	<b>9.9</b>

GOALTENDERS	GP	MIN	W	L	OT	SO	GA	SA	SV	GAA	SV%	A	PTS	PIM
Marc Denis	77	4,511	27	41	8	5	232	2,404	2,172	3.09	.903	0	0	6
Jean-Francois Labbe	11	451	2	4	0	0	27	233	206	3.59	.884	0	0	2
<b>TOTALS</b>	<b>82</b>	<b>4,984</b>	<b>29</b>	<b>45</b>	<b>8</b>	<b>5</b>	<b>263</b>	<b>2,641</b>	<b>2,378</b>	<b>3.17</b>	<b>.900</b>	<b>0</b>	<b>0</b>	<b>8</b>

+Traded Player \* Rookie

## 2002-03 SEASON NOTES

- ★ Posted 29-42-8-3 record (69 pts.) in their third NHL season, finishing fifth in the Central Division, 15th in the Western Conference and 28th in the NHL under head coaches Dave King and Doug MacLean. The club went 14-20-4-2 under King and 15-22-4-1 with MacLean.
- ★ Set franchise record with 29 wins, surpassing inaugural season total of 28, while the club's 69 points represented a 12-point improvement from 2001-02 and fell just two shy of the club record of 71 set in 2000-01.
- ★ Established franchise record for home wins and points in a season after registering 20-14-5-2 record (47 pts.) at Nationwide Arena. The Jackets set a franchise record regulation unbeaten streak at home from Jan. 20-Feb. 12 (4-0-2-0) and also had a five-game streak from Oct. 27-Nov. 9 (4-0-0-1). The club averaged 17,744 fans per game, including 23 sellouts.
- ★ Won three consecutive road games for the first time in franchise history (2-1 at Minnesota on Jan. 8, 3-2 at Vancouver on Jan. 10 and 7-2 at Calgary on Jan. 11).
- ★ Despite being the last team in the NHL to record an overtime win in 2002-03 (2-1 at Montreal on Feb. 13), Columbus finished the campaign with a 5-1-2 record in its last eight overtime contests and 4-3-8 overall.
- ★ Netted a franchise record 71 power play goals and finished fourth in the NHL in penalty killing on home ice with a 86.5% success rate. The club also set a record with 12 shorthanded goals, tying for second best in the League. Mike Sillinger led the club with three shorthanded tallies and finished tied for second in the NHL with six shorthanded points.
- ★ Goaltender Marc Denis set the NHL record for minutes played with 4,511 in 77 games, surpassing the mark of 4,433 set by New Jersey's Martin Brodeur in 1995-96. He also led the NHL in appearances, shots faced (2,404) and saves (2,172). His 77 games are tied for second on the all-time list, trailing only St. Louis' Grant Fuhr who appeared in 79 during the 1995-96 campaign. He had consecutive games started streaks of 21 (Nov. 27-Jan. 10), 20 (Oct. 10-Nov. 22), 16 (Jan. 13-Feb. 19) and 15 (Feb. 23-Mar. 24). He failed to start in consecutive games just once this season (Mar. 25 at Los Angeles and Mar. 28 at Edmonton).
- ★ Left wing Ray Whitney became the second Blue Jacket to appear in the NHL All-Star Game. He tallied 24-52-76 in 81 games to set club records for points, assists and multi-point games (19) in a season. Whitney tied for first in the NHL with 34 power play assists.
- ★ Left wing Geoff Sanderson topped the 30-goal mark for the sixth time in his NHL career and second time with the Blue Jackets. He established a team record with 34 goals.
- ★ Defenseman Jaroslav Spacek shattered the club record for points by a defenseman by collecting 9-36-45 in 81 games.
- ★ Center Tyler Wright became the first Jacket to net multiple hat tricks in a season, notching three-goal games on Oct. 27 vs. Los Angeles and Mar. 20 vs. Toronto.





GM	DATE	OPPONENT	RESULT	RECORD	SCORE	CBJ GOAL SCORERS	GWG/GTG	PP	PK	SF-SA	W/L GOALIE	ATTN
1.	10/10	CHI	W	1-0-0-0	2-1	61,16p	Sillinger	1-6	6-7	33-32	Denis/Thibault	18,136+
2.	10/12	at NJD	L	1-1-0-0	2-3	19p,34	Elias	1-6	9-9	20-23	Brodeur/Denis	17,098
3.	10/14	PHX	L	1-2-0-0	2-4	21p,3	Wilson	1-11	6-9	32-36	Boucher/Denis	18,136+
4.	10/17	at STL	L	1-3-0-0	1-7	3p	Boguniecki	1-5	6-10	23-33	Divis/Denis	14,708
5.	10/19	FLA	W	2-3-0-0	4-1	29p,9,25p,8	Vyborny	2-4	6-6	22-27	Denis/Luongo	17,424
6.	10/23	TBL	T	2-3-1-0	2-2	8,8p	Andreychuk	1-8	5-6	26-27	Hodson/Labbe	17,306
7.	10/25	SJS	L	2-4-1-0	4-5	29p,14p,14,24	Damphousse	2-4	5-6	24-38	Kiprusoff/Denis	16,802
8.	10/27	LAK	W	3-4-1-0	5-1	8,28,24,28s,28p	Wright	1-6	4-4	33-25	Denis/Storr	17,106
9.	10/29	at CHI	L	3-5-1-0	2-3	3,21	Arnason	0-3	4-4	22-22	Thibault/Denis	10,203
10.	11/1	DAL	W	4-5-1-0	4-2	14,16p,25p,28	Cassels	2-8	7-7	28-40	Denis/Tugnutt	17,203
11.	11/3	BUF	W	5-5-1-0	3-2	28,25p,23p	Walser	2-7	5-5	26-32	Denis/Biron	18,136+
12.	11/5	WSH	OTL	5-5-1-1	3-4	8p,28p,14p	Bondra	3-7	2-3	29-37	Charpentier/Denis	16,532
13.	11/7	at STL	W	6-5-1-1	5-2	8,23p,25p,14,25s	Cassels	2-6	5-5	31-28	Denis/Brathwaite	17,278
14.	11/9	NYR	W	7-5-1-1	6-3	61,24,61,8,19,28s	Sanderson	0-4	6-6	25-34	Denis/Blackburn	18,136+
15.	11/12	at COL	L	7-6-1-1	4-5	16s,8p,8p,3	Reinprecht	2-4	6-7	35-51	Roy/Denis	18,007
16.	11/14	ANA	L	7-7-1-1	2-3	8p,28	Rucchin	1-4	2-3	28-44	Giguere/Denis	17,398
17.	11/16	at NSH	T	7-7-2-1	1-1	8	Legwand	0-1	3-3	25-34	Denis/Dunham	14,730
18.	11/17	at DAL	OTL	7-7-2-2	2-3	8,14	Turgeon	0-1	4-4	15-42	Turco/Denis	18,532
19.	11/20	STL	W	8-7-2-2	3-2	16p,29p,9	Vyborny	2-6	6-6	20-28	Denis/Barrasso	18,136
20.	11/22	at BUF	L	8-8-2-2	4-5	14s,23,9,20	Patrick	0-6	6-6	21-33	Miller/Denis	15,711
21.	11/23	at OTT	L	8-9-2-2	2-5	9,41	Hossa	0-2	3-3	29-30	Prusek/Labbe	15,684
22.	11/27	EDM	L	8-10-2-2	1-3	61	Smyth	0-3	2-3	16-19	Salo/Denis	17,745
23.	11/29	at NYI	W	9-10-2-2	4-2	14,25,14,61	Whitney	0-4	5-6	28-31	Denis/Osgood	14,625
24.	11/30	CAR	L	9-11-2-2	2-4	41,9p	Cole	1-4	4-5	27-42	Irbe/Denis	18,136
25.	12/3	at NYR	L	9-12-2-2	3-5	9,41,25p	Lindros	1-4	4-4	31-35	Blackburn/Denis	17,802
26.	12/6	at SJS	L	9-13-2-2	2-3	8s,8p	Damphousse	1-7	3-4	30-23	Nabokov/Denis	17,496
27.	12/7	at LAK	W	10-13-2-2	4-2	61p,14,23p,28	Walser	2-7	6-6	25-30	Denis/Potvin	18,118
28.	12/9	at PHX	T	10-13-3-2	3-3	8,61,3	Radivojevic	0-4	6-7	22-41	Denis/Boucher	9,639
29.	12/12	NJD	W	11-13-3-2	4-2	25p,14p,9,28	Vyborny	2-5	3-3	29-42	Denis/Brodeur	18,136+
30.	12/14	at DET	L	11-14-3-2	4-6	20,8,28,45	Fedorov	0-5	1-1	22-34	Joseph/Denis	20,058
31.	12/19	CGY	W	12-14-3-2	3-0	20,17,20p	Pirjeta	1-4	6-6	27-29	Denis/Turek	17,230
32.	12/20	at CHI	L	12-15-3-2	1-3	19	Sullivan	0-6	4-4	29-30	Thibault/Denis	14,389
33.	12/23	DET	L	12-16-3-2	0-1	-	Draper	0-5	4-4	33-28	Joseph/Denis	18,136+
34.	12/26	at DET	L	12-17-3-2	2-4	16s,16	Woolley	0-6	4-4	26-35	Joseph/Denis	20,058
35.	12/28	STL	L	12-18-3-2	1-6	8	Mellanby	0-4	2-3	27-32	Johnson/Denis	18,136+
36.	12/29	at STL	L	12-19-3-3	2-5	8s,8	Rucinsky	0-5	2-4	26-38	Johnson/Denis	19,794
37.	12/31	PIT	W	13-19-3-2	5-2	16,9p,25p,8p,25	Cassels	3-8	5-6	34-32	Denis/Hedberg	18,136+
38.	1/3	at WSH	T	13-19-4-2	2-2	14s,9	Gonchar	0-7	3-4	28-32	Denis/Charpentier	14,602
39.	1/4	PHX	W	14-19-4-2	2-0	16,19	Sillinger	0-4	3-3	25-23	Denis/Pelletier	18,136+
40.	1/6	NSH	L	14-20-4-2	1-5	16	Legwand	0-4	4-6	22-34	Vokoun/Denis	17,082
41.	1/8	at MIN	W	15-20-4-2	2-1	8,29	Marshall	0-4	4-4	26-19	Denis/Roloson	18,568
42.	1/10	at VAN	W	16-20-4-2	3-2	8,61p,28	Wright	1-4	4-5	24-29	Denis/Cloutier	18,422
43.	1/11	at CGY	W	17-20-4-2	7-2	19,25p,29,61p,9,20,20	Marshall	2-6	6-7	25-30	Labbe/Turek	14,827
44.	1/13	at EDM	L	17-21-4-2	5-8	61,16,14p,24,9	Laraque	1-2	1-2	16-40	Salo/Denis	16,057
45.	1/15	ANA	L	17-22-4-2	3-4	29,25,16	Valicevic	0-8	2-2	30-32	Giguere/Denis	17,385
46.	1/18	at BOS	L	17-23-4-2	2-7	25,3p	Girard	1-4	3-6	24-45	Shields/Denis	16,630
47.	1/20	CHI	W	18-23-4-2	5-1	19,9,61p,14,29	Vyborny	1-5	3-3	26-38	Denis/Thibault	17,483
48.	1/22	at DAL	L	18-24-4-2	2-4	43,16p	Young	1-4	6-6	19-26	Tugnutt/Denis	18,532
49.	1/23	at COL	L	18-25-4-2	0-5	-	Morris	0-4	4-7	18-37	Roy/Denis	18,007
50.	1/25	NYI	W	19-25-4-2	4-1	25p,20p,16p,28	Pirjeta	3-4	1-2	26-30	Denis/Snow	18,136+
51.	1/28	COL	T	19-25-5-2	2-2	20,29	Tanguay	0-3	4-4	19-36	Denis/Roy	18,136+
52.	1/30	NSH	W	20-25-5-2	2-1	28,21	Knutsen	0-3	4-5	19-34	Denis/Vokoun	17,256
53.	2/5	VAN	T	20-25-6-2	4-4	9,28,16p,27s	Jokela	1-7	5-6	28-40	Denis/Skudra	17,106
54.	2/8	at NSH	L	20-26-6-2	2-3	21p,9p	Legwand	2-6	5-6	17-39	Vokoun/Denis	15,186
55.	2/12	SJS	W	21-26-6-2	1-0	61	Nash	0-4	4-4	28-38	Denis/Kiprusoff	17,822
56.	2/13	at MTL	OTW	22-26-6-2	2-1	8p,3p	Spacek	2-4	5-5	26-39	Denis/Theodore	20,123
57.	2/15	CHI	L	22-27-6-2	1-7	16s	Dempsey	0-5	4-5	31-31	Passmore/Denis	18,136+
58.	2/18	at PHX	L	22-28-6-2	2-5	9p,16p	Amonte	2-7	7-8	16-35	Boucher/Denis	12,667
59.	2/19	at ANA	L	22-29-6-2	0-2	-	Kariya	0-4	4-4	26-23	Giguere/Denis	11,641
60.	2/21	at SJS	L	22-30-6-2	0-6	-	Cheechoo	0-6	4-6	29-37	Nabokov/Labbe	17,347
61.	2/23	at VAN	L	22-31-6-2	2-7	21p,8p	Bertuzzi	2-8	5-7	26-33	Cloutier/Denis	18,514
62.	2/25	at NSH	L	22-32-6-2	0-5	-	Hulse	0-3	1-3	19-27	Vokoun/Denis	10,412
63.	2/27	LAK	W	23-32-6-2	3-1	14p,14,14	Whitney	1-3	3-3	29-34	Denis/Storr	18,136+
64.	3/1	EDM	T	23-32-7-2	3-3	61,9,14	Whitney	0-4	0-2	27-27	Denis/Markkanen	18,136+
65.	3/3	DET	L	23-33-7-2	2-3	14p,44	Shanahan	1-8	3-4	31-23	Legace/Denis	18,136+
66.	3/6	VAN	OTW	24-33-7-2	5-4	14p,3p,14,8p,61	Nash	3-7	3-4	36-31	Denis/Auld	17,128
67.	3/8	CGY	OTL	24-33-7-3	2-3	19,44	Iginla	0-6	4-5	28-29	Turek/Denis	18,136+
68.	3/10	at CAR	L	24-34-7-3	5-6	9s,25,14p,9,8	Defauw	1-3	3-5	40-24	Weekes/Labbe	13,066
69.	3/11	DAL	L	24-35-7-3	0-2	-	Dahlen	0-3	3-3	25-36	Tugnutt/Denis	17,130
70.	3/13	COL	L	24-36-7-3	1-5	43	Sakic	0-4	7-7	21-31	Roy/Denis	17,256
71.	3/15	MIN	W	25-36-7-3	5-0	25,16p,43,25,14	Cassels	1-3	5-5	32-24	Denis/Fernandez	18,136+
72.	3/17	at ATL	L	25-37-7-3	2-3	20,8p	Heatley	1-7	8-8	29-31	Nurminen/Denis	9,212
73.	3/20	TOR	OTW	26-37-7-3	4-3	28,61p,28p,28	Wright	2-9	4-5	32-32	Denis/Kidd	18,136+
74.	3/22	ATL	L	26-38-7-3	2-3	61,20	Bartecko	0-3	2-3	38-26	Hnilicka/Denis	18,136+
75.	3/24	at ANA	L	26-39-7-3	0-5	-	Leclerc	0-2	4-6	29-26	Giguere/Denis	15,507
76.	3/25	at LAK	OTW	27-39-7-3	2-1	3p,25	Cassels	1-9	7-8	23-34	Labbe/Huet	17,493
77.	3/28	at EDM	L	27-40-7-3	0-4	-	Isbister	0-6	4-4	26-36	Markkanen/Labbe	16,839
78.	3/29	at CGY	W	28-40-7-3	6-4	25,41,8p,8,8p,8	Sanderson	2-5	4-4	26-39	Denis/Turek	16,007
79.	4/1	at PHI	L	28-41-7-3	0-4	-	Johansson	0-3	7-7	10-29	Cechmanek/Denis	19,544
80.	4/2	MIN	W	29-41-7-3	3-0	16p,8p,61p	Sillinger	3-7	8-8	24-27	Denis/Roloson	18,136+
81.	4/4	DET	T	29-41-8-3	5-5	9,25,28,14,20	Datsyuk	0-4	5-6	35-35	Denis/Legace	18,136
82.	4/6	at MIN	L	29-42-8-3	3-4	8,8p,9	Gaborik	1-4	2-3	20-23	Roloson/Denis	18,568

+ Home Sellout



# 2001-02 FINAL STATS

**GENERAL MANAGER:** Doug MacLean | **HEAD COACH:** Dave King | **CAPTAIN:** Lyle Odelein

PLAYER	POS	GP	TOI	G	A	PTS	+/-	PIM	PP	SH	GW	GT	S	S%
Ray Whitney	LW	67	20:13	21	40	61	-22	12	6	0	3	0	210	10.0
Mike Sillinger	C	80	20:51	20	23	43	-35	54	8	0	5	0	150	13.3
Espen Knutsen	C	77	20:14	11	31	42	-28	47	5	2	1	0	102	10.8
Grant Marshall	RW	81	15:27	15	18	33	-20	86	6	0	4	1	152	9.9
David Vyborny	RW	75	15:27	13	18	31	-14	6	6	0	2	0	103	12.6
Deron Quint	D	75	22:00	7	18	25	-34	26	3	0	1	0	169	4.1
Tyler Wright	C	77	17:12	13	11	24	-40	100	4	0	1	1	120	10.8
Jaroslav Spacek	D	CBJ TOT	14 74	23:35 17:46	2 5	3 13	5 18	-9 -4	24 53	1 1	1 2	0 0	29 93	6.9 5.4
Lyle Odelein +	D	65	22:11	2	14	16	-28	89	0	0	0	0	76	2.6
Geoff Sanderson	LW	42	16:49	11	5	16	-15	12	5	0	2	0	112	9.8
Serge Aubin	LW	71	15:29	8	8	16	-20	32	1	0	1	0	86	9.3
Rostislav Klesla *	D	75	18:52	8	8	16	-6	74	1	0	0	1	102	7.8
Robert Kron	RW	59	15:58	4	11	15	-14	4	1	0	0	0	92	4.3
Brett Harkins	C	25	12:38	2	12	14	-5	8	2	0	0	0	9	22.2
Kevin Dineen	RW	59	10:07	5	8	13	-6	62	0	0	0	0	73	6.8
Mattias Timander	D	78	19:51	4	7	11	-34	44	1	0	0	0	68	5.9
Blake Sloan	RW	60	10:55	2	7	9	-18	46	0	0	0	0	49	4.1
J-L Grand-Pierre	D	81	15:20	2	6	8	-28	90	0	0	0	0	62	3.2
Jamie Pushor +	D	61	17:07	0	6	6	-10	54	0	0	0	0	46	0.0
Jody Shelley *	LW	52	6:31	3	3	6	1	206	0	0	0	0	35	8.6
Radim Bicanek	D	60	13:31	1	5	6	-15	34	0	0	0	0	43	2.3
Chris Nielsen	RW	23	10:46	2	3	5	-3	4	0	0	1	0	28	7.1
Sean Pronger	C	26	11:25	3	1	4	-4	4	0	0	0	0	25	12.0
Matt Davidson *	RW	17	14:33	1	2	3	-11	10	0	0	0	0	18	5.6
Jamie Heward	D	28	14:04	1	2	3	-9	7	0	0	0	0	38	2.6
Mathieu Darche *	LW	14	9:49	1	1	2	-5	6	0	0	0	0	15	6.7
Andrej Nedorost *	C	7	12:55	0	2	2	-3	2	0	0	0	0	12	0.0
Jamie Allison	D	CBJ TOT	7 44	11:23 8:19	0 0	0 2	0 2	-4 -7	28 52	0 0	0 0	0 0	2 16	0.0 0.0
Derrick Walser *	D	2	16:18	1	0	1	-2	0	0	0	0	0	2	50.0
Martin Spanhel *	LW	4	11:11	1	0	1	-2	2	0	0	0	0	6	16.7
Blake Bellefeuille *	C	2	8:21	0	1	1	1	0	0	0	0	0	2	0.0
Brad Moran *	C	3	7:38	0	0	0	0	0	0	0	0	0	2	0.0
Duvie Westcott *	D	4	15:07	0	0	0	-2	2	0	0	0	0	3	0.0
David Ling	RW	5	9:47	0	0	0	-1	7	0	0	0	0	5	0.0
<b>TOTALS</b>		<b>82</b>		<b>164</b>	<b>274</b>	<b>438</b>		<b>1,258</b>	<b>50</b>	<b>3</b>	<b>25</b>	<b>3</b>	<b>2,233</b>	<b>7.34</b>

GOALTENDERS	GP	MIN	W	L	OT	SO	GA	SA	SV	GAA	SV%	A	PTS	PIM
Ron Tugnutt	44	2,502	12	27	3	2	119	1,195	1,076	2.85	.900	1	1	0
Jean-Francois Labbe	3	117	1	1	0	0	6	68	62	3.07	.912	0	0	0
Marc Denis	42	2,335	9	24	5	1	121	1,197	1,076	3.11	.899	1	1	2
<b>TOTALS</b>	<b>82</b>	<b>4,979</b>	<b>22</b>	<b>52</b>	<b>8</b>	<b>9</b>	<b>255</b>	<b>2,460</b>	<b>2,214</b>	<b>3.07</b>	<b>.900</b>	<b>1</b>	<b>1</b>	<b>2</b>

+Traded Player \* Rookie

## 2001-02 SEASON NOTES

- ★ Completed second season in the National Hockey League with a 22-47-8-5 record (57 pts.), finishing fifth in the Central Division, 15th in the Western Conference and 29th in the NHL under Head Coach Dave King.
- ★ The Blue Jackets sold out all 41 regular season home games at Nationwide Arena (18,136 capacity) during the 2001-02 season, attracting 743,576 fans and averaging 18,136 per game.
- ★ The Jackets went 7-10-4-1 against Eastern Conference opponents in 2001-02. Columbus was especially hard on the Atlantic Division with a 4-0-3-1 mark, including a 3-0-1-0 record vs. teams in metro New York.
- ★ Center Espen Knutsen collected the Jackets' lone hat trick of the season and fourth in franchise history when he scored three goals in a 6-2 win over San Jose on Jan. 24 at Nationwide Arena.
- ★ Knutsen also became the first player to represent the Blue Jackets at the NHL All-Star Game as he was named a replacement for Dallas' Jere Lehtinen. Knutsen netted a goal and garnered two assists while becoming the first Norwegian-born player to participate in the NHL's mid-season classic.
- ★ Left wing Ray Whitney paced the Jackets offense and set a club record by tallying 61 points. Whitney also set team records in shots on goal (210), multi-point games (18), consecutive games with a goal (5), shots in a game (10) and ice time by a forward in a game (26:43).
- ★ Rookie defenseman Rostislav Klesla had an impressive first season in the NHL. He led all Blue Jackets and ranked fourth in the NHL with 175 blocked shots. Klesla also led all rookie defensemen with eight goals in route to being named to the All-Rookie Team.





GM	DATE	OPPONENT	RESULT	RECORD	SCORE	CBJ GOAL SCORERS	GWG/GTG	PP	PK	SF-SA	W/L GOALIE	ATTN
1.	10/4	STL	T	0-0-1-0	3-3	8,4,44	Klesla	0-5	3-5	31-43	Tugnutt/Johnson	18,136+
2.	10/6	at PHI	T	0-0-2-0	3-3	29p,28,29p	Williams	2-2	4-5	18-40	Tugnutt/Cechmanek	19,459
3.	10/8	PHI	T	0-0-3-0	2-2	7,10	Hlavac	0-6	6-6	30-32	Denis/Boucher	18,136+
4.	10/12	MTL	L	0-1-3-0	1-3	34	Simpson	0-7	1-1	29-18	Theodore/Tugnutt	18,136+
5.	10/14	at CHI	T	0-1-4-0	2-2	29p,28p	Daze	2-8	5-5	23-30	Denis/Thibault	10,216
6.	10/16	at DET	L	0-2-4-0	3-4	44p,28,7	Fedorov	1-3	2-2	22-35	Hasek/Denis	20,058
7.	10/19	at BUF	W	1-2-4-0	3-1	10,8,28	Sanderson	0-4	4-4	17-30	Tugnutt/Biron	18,690
8.	10/20	COL	L	1-3-4-0	0-5	-	Tanguay	0-7	2-3	24-20	Roy/Tugnutt	18,136+
9.	10/23	LAK	L	1-4-4-0	1-7	20	Murray	0-7	0-4	31-30	Potvin/Tugnutt	18,136+
10.	10/25	EDM	L	1-5-4-0	2-5	8,37p	Smith	1-7	3-3	30-31	Conklin/Denis	18,136+
11.	10/27	at SJS	L	1-6-4-0	0-2	-	Ragnarsson	0-5	2-4	16-21	Nabokov/Tugnutt	17,496
12.	10/30	at VAN	L	1-7-4-0	1-3	16p	Druken	1-7	6-8	23-36	Cloutier/Tugnutt	14,615
13.	11/1	at CGY	L	1-8-4-0	1-2	6	Clark	0-6	4-4	27-25	Turek/Tugnutt	12,501
14.	11/2	at EDM	W	2-8-4-0	2-1	41,29	Marshall	0-2	4-4	17-32	Denis/Salo	15,944
15.	11/6	VAN	L	2-9-4-0	2-3	21s,12	Morrison	0-7	1-3	28-25	Cloutier/Denis	18,136+
16.	11/9	EDM	L	2-10-4-0	0-3	-	Smyth	0-5	3-4	23-22	Salo/Tugnutt	18,136+
17.	11/10	at BOS	W	3-10-4-0	5-1	27,16,19,14,11	Sillinger	0-4	6-7	18-37	Denis/Dafoe	14,945
18.	11/13	STL	OTW	4-10-4-0	3-2	29,9,14p	Whitney	1-4	2-2	29-27	Denis/Johnson	18,136+
19.	11/16	ANA	W	5-10-4-0	3-2	14,10,29p	Marshall	1-4	8-8	34-27	Denis/Giguere	18,136+
20.	11/17	at NSH	L	5-11-4-0	2-3	9p,14	Johnson	1-8	5-5	29-30	Dunham/Tugnutt	14,243
21.	11/19	at CAR	L	5-12-4-0	2-5	14,18p	Brind'Amour	1-4	6-6	18-38	Irbe/Denis	12,479
22.	11/21	DET	OTL	5-12-4-1	0-1	-	Robitaille	0-4	2-3	38-33	Legace/Tugnutt	18,136+
23.	11/23	CHI	T	5-12-5-1	2-2	16,29	Marshall	0-3	3-3	23-31	Denis/Thibault	18,136+
24.	11/25	CGY	W	6-12-5-1	4-3	14,10p,18,16	Sillinger	1-2	3-4	16-32	Tugnutt/Vernon	18,136+
25.	11/27	PHX	W	7-12-5-1	3-0	22,16,21p	Nielsen	1-6	3-3	25-26	Tugnutt/Burke	18,136+
26.	11/29	STL	L	7-13-5-1	1-3	9	Demitra	0-6	1-1	15-24	Johnson/Tugnutt	18,136+
27.	12/1	at STL	L	7-14-5-1	3-4	22,10,28p	Mellanby	1-6	3-3	22-37	Johnson/Denis	17,838
28.	12/5	at FLA	L	7-15-5-1	0-2	-	Adams	0-4	2-2	23-29	Luongo/Tugnutt	13,419
29.	12/6	at TBL	L	7-16-5-1	0-1	-	Modin	0-1	3-3	27-24	Khabibulin/Denis	12,209
30.	12/8	COL	L	7-17-5-1	0-2	-	Vrbata	0-1	2-2	26-27	Roy/Tugnutt	18,136+
31.	12/10	NJD	W	8-17-5-1	3-1	21,9,44	Vyborny	0-0	1-1	23-30	Denis/Brodeur	18,136+
32.	12/12	at COL	L	8-18-5-1	1-5	16	Podein	0-2	2-3	20-43	Roy/Denis	18,007
33.	12/14	at ANA	W	9-18-5-1	3-2	28,37,14	Whitney	0-2	4-4	20-37	Denis/Shields	9,629
34.	12/15	at LAK	L	9-19-5-1	2-3	14,45	Deadmarsh	0-3	3-5	20-25	Potvin/Tugnutt	16,224
35.	12/17	at PHX	L	9-20-5-1	1-4	9	Berezin	0-7	2-2	25-28	Burke/Denis	9,945
36.	12/22	DAL	L	9-21-5-1	2-4	10,21	Matvichuk	0-1	3-3	29-30	Belfour/Tugnutt	18,136+
37.	12/27	at DET	L	9-22-5-1	1-5	16	Robitaille	0-5	1-4	28-33	Legace/Denis	20,058
38.	12/29	BUF	T	9-22-6-1	2-2	16p,14p	Barnes	2-5	3-3	27-32	Tugnutt/Biron	18,136+
39.	12/31	ANA	W	10-22-6-1	3-1	14p,29,11	Marshall	1-4	4-5	35-28	Tugnutt/Giguere	18,136+
40.	1/3	at STL	L	10-23-6-1	2-4	14p,29	MacInnis	1-3	4-5	11-30	Johnson/Tugnutt	19,244
41.	1/6	NSH	W	11-23-6-1	4-3	10,44,16p,10	Aubin	1-2	2-3	30-22	Tugnutt/Dunham	18,136+
42.	1/9	at WSH	L	11-24-6-1	3-6	9,34,28	Gonchar	0-4	2-3	22-39	Kolzig/Denis	15,095
43.	1/10	at CHI	L	11-25-6-1	1-2	9p	Dubinsky	1-3	3-3	21-25	Passmore/Tugnutt	11,945
44.	1/12	CHI	W	12-25-6-1	5-4	16p,7p,44,16,29p	Marshall	3-9	3-5	29-36	Tugnutt/Thibault	18,136+
45.	1/14	at NYR	T	12-25-7-1	2-2	14p,28p	Wright	2-8	2-3	42-30	Denis/Richter	18,200
46.	1/16	NYR	W	13-25-7-1	2-0	28,29	Wright	0-4	3-3	24-31	Denis/Blackburn	18,136+
47.	1/18	MIN	L	13-26-7-1	1-3	21p	Kuba	1-5	5-7	26-27	Fernandez/Tugnutt	18,136+
48.	1/19	at NSH	L	13-27-7-1	1-2	37	Skrastins	0-5	2-2	19-36	Dunham/Denis	14,671
49.	1/21	DAL	L	13-28-7-1	3-5	45,27,42p	Morrow	1-5	3-4	31-34	Turco/Denis	18,136+
50.	1/24	SJS	W	14-28-7-1	6-2	21p,16p,21p,28,21,16p	Knutsen	4-9	5-5	30-22	Tugnutt/Nabokov	18,136+
51.	1/26	PHX	L	14-29-7-1	2-3	14,11	Doan	0-4	1-1	33-24	Esche/Tugnutt	18,136+
52.	1/28	at DAL	L	14-30-7-1	2-4	7p,29	Dimairo	1-3	4-4	24-31	Belfour/Denis	18,532
53.	1/30	at ANA	L	14-31-7-1	1-3	16p	McDonald	1-2	2-2	26-31	Giguere/Tugnutt	9,498
54.	2/4	BOS	L	14-32-7-1	0-8	-	Samsonov	0-3	1-1	30-25	Graham/Denis	18,136+
55.	2/6	OTT	L	14-33-7-1	4-6	14,29,21p,4	Hull	1-5	3-4	28-30	Lalime/Tugnutt	18,136+
56.	2/8	at DET	W	15-33-7-1	3-2	14,7,9	Vyborny	0-3	3-3	25-35	Denis/Legace	20,058
57.	2/9	NSH	OTL	15-33-7-2	0-1	-	Arkhivov	0-5	5-5	25-24	Vokoun/Denis	18,136+
58.	2/12	MIN	T	15-33-8-2	3-3	44,8p,7p	Zhlotok	2-6	3-5	30-34	Denis/Fernandez	18,136+
59.	2/26	LAK	L	15-34-8-2	1-5	18	Chartrand	0-3	2-4	21-34	Potvin/Denis	18,136+
60.	2/28	PIT	OTL	15-34-8-3	3-4	44,18,16	Rozsival	0-4	1-1	25-33	Aubin/Tugnutt	18,136+
61.	3/2	at LAK	W	16-34-8-3	2-0	16,29	Sillinger	0-3	5-5	13-30	Tugnutt/Potvin	18,118
62.	3/3	at PHX	L	16-35-8-3	1-2	42p	Briere	1-4	2-2	25-23	Burke/Tugnutt	11,564
63.	3/6	at COL	L	16-36-8-3	1-4	9p	Reinprecht	1-7	2-3	33-23	Aebischer/Tugnutt	18,007
64.	3/8	NYI	W	17-36-8-3	4-2	8,28,8p,37	Sanderson	1-3	4-4	17-41	Tugnutt/Osgood	18,136+
65.	3/10	at MIN	L	17-37-8-3	0-5	-	Gaborik	0-5	7-8	14-25	Rolason/Tugnutt	18,568
66.	3/11	at PIT	W	18-37-8-3	4-2	14,14,16p,16	Sillinger	1-3	3-5	19-36	Labbe/Hedberg	13,422
67.	3/14	VAN	L	18-38-8-3	1-5	44	Hlavac	0-2	1-1	27-36	Cloutier/Labbe	18,136+
68.	3/16	CGY	W	19-38-8-3	3-1	8p,16,14	Sillinger	1-6	2-2	20-43	Tugnutt/Turek	18,136+
69.	3/20	at MIN	W	20-38-8-3	3-1	9p,14,8p	Whitney	2-5	5-5	22-25	Tugnutt/Fernandez	18,064
70.	3/21	DET	OTL	20-38-8-4	2-3	14,3s	Fedorov	0-4	5-5	22-21	Hasek/Denis	18,136+
71.	3/23	WSH	L	20-39-8-4	2-5	8p,45	Dahlen	1-5	2-2	29-27	Kolzig/Tugnutt	18,136+
72.	3/25	at CGY	L	20-40-8-4	1-6	9	Conroy	0-6	3-4	33-34	Vernon/Denis	15,211
73.	3/26	at EDM	L	20-41-8-4	1-3	9p	Cleary	1-4	3-3	28-28	Markkanen/Tugnutt	16,839
74.	3/28	at VAN	OTL	20-41-8-5	3-4	11,8,21	Cassels	0-3	5-5	20-39	Cloutier/Denis	17,849
75.	3/30	at SJS	L	20-42-8-5	2-10	8,32	Dampousse	0-3	0-3	34-31	Kiprusoff/Denis	17,496
76.	4/1	at DAL	L	20-43-8-5	1-3	28	Arnot	0-2	1-3	18-21	Turco/Denis	18,532
77.	4/4	NSH	W	21-43-8-5	2-1	12,7	Quint	0-4	7-7	23-21	Tugnutt/Vokoun	18,136+
78.	4/6	at MTL	L	21-44-8-5	1-4	16	Perreault	0-3	3-4	20-24	Theodore/Denis	21,213
79.	4/8	at TOR	L	21-45-8-5	1-4	21s	Lumme	0-3	5-5	30-34	Schwab/Tugnutt	19,307
80.	4/10	SJS	L	21-46-8-5	3-5	14p,9p,12	Marleau	2-5	2-4	29-33	Nabokov/Denis	18,136+
81.	4/12	ATL	OTW	22-46-8-5	5-4	28p,23,11,29p,3p	Spacek	3-4	3-3	31-31	Denis/Hnilicka	18,136+
82.	4/14	at CHI	L	22-47-8-5	0-2	-	Daze	0-3	3-3	28-32	Thibault/Denis	18,099

+ Home Sellout



# 2000-01 FINAL STATS

**GENERAL MANAGER:** Doug MacLean | **HEAD COACH:** Dave King | **CAPTAIN:** Lyle Odelein

PLAYER	POS	GP	TOI	G	A	PTS	+/-	PIM	PP	SH	GW	GT	S	%
Geoff Sanderson	LW	68	16:37	30	26	56	4	46	9	0	7	0	199	15.1
Espen Knutsen	C	66	15:58	11	42	53	-3	30	2	0	0	0	62	17.7
Steve Heinze +	RW	65	18:49	22	20	42	-19	38	14	0	3	0	125	17.6
Ray Whitney	LW	3	20:16	0	3	3	-1	2	0	0	0	0	3	0.0
	TOT	46	17:51	10	24	34	-17	30	5	0	0	0	120	8.3
Tyler Wright	C	76	17:40	16	16	32	-9	140	4	1	2	1	141	11.3
David Vyborny *	RW	79	15:25	13	19	32	-9	22	5	0	1	0	125	10.4
Serge Aubin *	C	81	16:20	13	17	30	-20	107	0	0	2	1	110	11.8
Jamie Heward	D	69	14:21	11	16	27	3	33	9	0	1	0	108	10.2
Deron Quint	D	57	24:05	7	16	23	-19	16	3	0	0	0	148	4.7
Bruce Gardiner	RW	73	14:36	7	15	22	-1	78	0	0	1	0	60	11.7
Kevyn Adams +	C	66	15:19	8	12	20	-4	52	0	0	1	0	84	9.5
Robert Kron	RW	59	17:07	8	11	19	4	10	0	1	1	0	134	6.0
Alexander Selivanov	LW	59	14:05	8	11	19	-11	38	5	0	2	0	104	7.7
Lyle Odelein	D	81	21:31	3	14	17	-16	118	1	0	0	0	104	2.9
Petteri Nummelin	D	61	17:13	4	12	16	-11	10	2	0	0	0	99	4.0
Kevin Dineen	RW	66	10:37	8	7	15	2	126	0	0	3	0	74	10.8
Jamie Pushor	D	75	20:48	3	10	13	7	94	0	1	0	0	64	4.7
Mattias Timander	D	76	21:02	2	9	11	-8	24	0	0	1	0	68	2.9
Chris Nielsen *	C	29	10:30	4	5	9	4	4	0	0	1	1	36	11.1
Frantisek Kucera +	D	48	17:42	2	5	7	-5	12	0	0	0	0	51	3.9
Mike Maneluk	RW	39	11:44	5	1	6	-11	33	2	0	2	0	31	16.1
Blake Sloan	RW	14	13:19	1	0	1	-2	13	0	0	0	0	16	6.3
	TOT	47	10:56	3	2	5	-4	17	0	0	1	0	45	6.7
J-L Grand-Pierre	D	64	12:50	1	4	5	-6	73	0	0	0	0	33	3.0
Jan Caloun	RW	11	12:39	0	3	3	-8	2	0	0	0	0	14	0.0
Steve Maltais	LW	26	11:57	0	3	3	-9	12	0	0	0	0	30	0.0
Rostislav Klesla *	D	8	18:24	2	0	2	-1	6	0	0	0	0	10	20.0
Radim Bicanek	D	9	17:07	0	2	2	1	6	0	0	0	0	11	0.0
Bill Bowler *	C	9	9:44	0	2	2	-3	8	0	0	0	0	3	0.0
Krzysztof Oliwa +	LW	10	5:17	0	2	2	1	34	0	0	0	0	5	0.0
Martin Spanhel *	LW	6	12:29	1	0	1	-1	2	0	0	0	0	8	12.5
Ron Tugnutt	G	53	59:02	0	1	1	0	2	0	0	0	0	0	0.0
Ted Drury	C	1	14:44	0	0	0	-3	0	0	0	0	0	3	0.0
Jody Shelley *	LW	1	1:33	0	0	0	0	10	0	0	0	0	0	0.0
Sean Selmsler *	LW	1	11:03	0	0	0	0	5	0	0	0	0	2	0.0
Michael Gaul	D	2	13:17	0	0	0	0	4	0	0	0	0	3	0.0
Kevin Dahl	D	4	10:33	0	0	0	1	2	0	0	0	0	3	0.0
Matt Davidson *	RW	5	7:14	0	0	0	2	0	0	0	0	0	2	0.0
Mathieu Darche *	LW	9	10:07	0	0	0	-4	0	0	0	0	0	9	0.0
<b>TOTALS</b>		<b>82</b>		<b>190</b>	<b>303</b>	<b>493</b>		<b>1,230</b>	<b>56</b>	<b>3</b>	<b>28</b>	<b>3</b>	<b>2,082</b>	<b>9.1</b>

GOALTENDERS	GP	MIN	W	L	OT	SO	GA	SA	SV	GAA	SV%	A	PTS	PIM
Ron Tugnutt	53	3,129	22	25	5	4	127	1,528	1,401	2.44	.917	1	1	2
Marc Denis	32	1,830	6	20	4	0	99	940	841	3.25	.895	0	0	2
<b>TOTALS</b>	<b>82</b>	<b>4,988</b>	<b>28</b>	<b>45</b>	<b>9</b>	<b>4</b>	<b>226</b>	<b>2,475</b>	<b>2,249</b>	<b>2.80</b>	<b>.914</b>	<b>1</b>	<b>1</b>	<b>4</b>

+Traded Player \* Rookie

## 2000-01 SEASON NOTES

- ★ Posted a 28-39-9-6 record (71 pts.), under Head Coach Dave King, to become just the third expansion team to surpass 70 points, excluding the original expansion class of 1967-68 when the league doubled from six to 12 teams.
- ★ The Blue Jackets were a .500 team over the final 55 games, going 21-21-8-5. Beginning with a 3-0 win over Minnesota on Jan. 15, the Blue Jackets earned at least a point in 24 of their last 37 games to post a 15-13-5-4 record (.527 winning percentage).
- ★ With consecutive wins over San Jose (Nov. 9, 5-2), Phoenix (Nov. 11, 2-1), Dallas (Nov. 14, 3-2) and at Nashville (Nov. 16, 5-1), the Blue Jackets tied the NHL record for consecutive wins by an expansion team.
- ★ The Blue Jackets went 4-0-2-2 in a stretch of eight games from Jan. 15 to Feb. 6 to register the second-best point-earned streak in NHL expansion history. Only Florida's nine-game streak was better as the Panthers went 5-0-4 from Jan. 15-30, 1994.
- ★ Goaltender Ron Tugnutt went 22-25-5 with a 2.44 GAA and .917 SV% in 53 games and set an NHL record for the most wins by a goaltender on an expansion team. In addition, his four shutouts ranked fifth all-time among goaltenders on an expansion team and were the most by a netminder on a first-year club since 1967-68.
- ★ Despite missing the season's final 13 games due to a knee injury, left wing Geoff Sanderson became just the third player to score 30 goals with his expansion team since 1991-92. He tallied 30-26-56 in 68 games, including the first hat trick in Blue Jackets history vs. Nashville on Feb. 10, 2001.
- ★ Center Espen Knutsen set a club record for points and assists in a game with five assists vs. Calgary on Mar. 24 and set a club record by collecting a point in seven-straight games from Feb. 17 to Mar. 1 (3-7-10).
- ★ Right wing David Vyborny became the first player in NHL history to score on more than one penalty shot as a rookie when he beat Chicago's Rob Tallas on Oct. 15 and Nashville's Tomas Vokoun at home on Mar. 19. He was also the only player in the NHL to score twice on penalty shots during the 2000-01 season.





GM	DATE	OPPONENT	RESULT	RECORD	SCORE	CBJ GOAL SCORERS	GWG/GTG	PP	PK	SF-SA	W/L GOALIE	ATTN
1.	10/7	CHI	L	0-1-0-0	3-5	25,9,57	Von Arx	0-6	3-4	21-25	Thibault/Tugnut	18,136+
2.	10/9	LAK	L	0-2-0-0	1-7	28p	Schneider	1-6	5-7	28-39	Storr/Denis	18,136+
3.	10/12	at CGY	W	1-2-0-0	3-2	44,42,42	Adams	0-5	5-6	27-21	Tugnut/Vernon	15,706
4.	10/14	at COL	L	1-3-0-0	1-3	9p	Klemm	1-2	6-8	15-33	Roy/Denis	18,007
5.	10/15	at CHI	L	1-4-0-0	1-2	9ps	Aronte	0-2	6-7	16-31	Tallas/Tugnut	11,780
6.	10/18	COL	L	1-5-0-0	1-5	28	Forsberg	0-4	5-7	21-41	Aebischer/Denis	16,576
7.	10/21	at PIT	L	1-6-0-0	2-5	8,9p	Lang	1-8	4-7	37-36	Aubin/Tugnut	14,239
8.	10/22	DET	OTL	1-6-0-1	1-2	57	Maitby	0-4	3-3	47-36	Osgood/Tugnut	18,136+
9.	10/25	SJS	L	1-7-0-1	1-3	44	Marleau	0-11	5-5	36-22	Nabokov/Tugnut	15,211
10.	10/27	WSH	W	2-7-0-1	3-1	11,6p,57	Heward	1-9	6-7	19-33	Denis/Kolzig	16,128
11.	10/28	at DET	L	2-8-0-1	1-4	5	Lapointe	0-4	4-5	15-36	Osgood/Tugnut	19,995
12.	10/31	LAK	W	3-8-0-1	4-1	10,8,6p,10	Sanderson	1-4	5-6	31-46	Tugnut/Storr	15,025
13.	11/1	at DAL	L	3-9-0-1	0-4	-	Donato	0-1	2-2	14-29	Belfour/Denis	17,001
14.	11/4	at OTT	T	3-9-1-1	2-2	8p,42	McEachern	1-2	5-5	18-27	Tugnut/Hurme	16,401
15.	11/5	EDM	L	3-10-1-1	2-4	11,8	Smyth	0-6	5-8	29-30	Salo/Tugnut	16,041
16.	11/9	SJS	W	4-10-1-1	5-2	8p,10,11,28,34	Dineen	1-5	3-4	31-31	Tugnut/Shields	15,310
17.	11/11	PHX	W	5-10-1-1	2-1	9,57p	Heinze	1-4	2-2	35-25	Tugnut/Burke	18,136+
18.	11/14	DAL	W	6-10-1-1	3-2	3,57p,57p	Heinze	2-4	3-3	30-28	Tugnut/Belfour	15,732
19.	11/16	at NSH	W	7-10-1-1	5-1	8,11,42,21,28	Dineen	0-3	3-3	27-31	Tugnut/Vokoun	14,143
20.	11/17	FLA	L	7-11-1-1	0-3	-	Barrie	0-4	3-3	30-21	Kidd/Tugnut	17,615
21.	11/19	VAN	L	7-12-1-1	1-6	5s	Naslund	0-4	3-4	29-39	Essensa/Denis	16,362
22.	11/22	at COL	L	7-13-1-1	2-5	4,21	Nieminen	0-4	2-2	27-26	Roy/Tugnut	18,007
23.	11/24	at DAL	L	7-14-1-1	0-3	-	Langenbrunner	0-1	3-4	23-25	Belfour/Denis	17,001
24.	11/25	DAL	L	7-15-1-1	2-4	3,18	Lehtinen	0-3	5-7	21-24	Turco/Tugnut	18,136+
25.	11/29	PHI	L	7-16-1-1	3-4	28,10,33p	Recchi	1-2	2-2	26-31	Boucher/Tugnut	17,011
26.	12/2	ATL	L	7-17-1-1	1-2	8	Guolla	0-2	3-3	29-26	Hnilicka/Denis	17,295
27.	12/3	at CHI	L	7-18-1-1	0-5	-	Herperger	0-7	2-3	29-23	Thibault/Denis	12,065
28.	12/6	ANA	W	8-18-1-1	5-2	8,57p,29p,6p,57p	Selivanov	4-8	3-3	22-38	Denis/Hebert	15,648
29.	12/8	BOS	OTW	9-18-1-1	3-2	33,28,8	Sanderson	0-2	3-4	34-28	Denis/Skudra	18,136+
30.	12/10	at PHX	T	9-18-2-1	1-1	57p	Lumme	1-6	4-4	30-40	Denis/Burke	12,668
31.	12/13	at ANA	OTL	9-18-2-2	4-5	29p,21p,8,28	Havelid	2-3	3-5	22-30	Hebert/Denis	11,630
32.	12/14	at SJS	L	9-19-2-2	1-2	8	Matteau	0-5	3-4	21-29	Nabokov/Tugnut	17,387
33.	12/16	at VAN	L	9-20-2-2	3-4	25,22,6p	Bertuzzi	1-6	2-3	27-26	Potvin/Tugnut	15,297
34.	12/18	at MTL	W	10-20-2-2	2-0	22,42	Nielsen	0-4	6-6	16-27	Tugnut/Hackett	18,449
35.	12/21	OTT	T	10-20-3-2	3-3	8,6p,10	Aubin	1-9	3-6	34-26	Tugnut/Hurme	18,136+
36.	12/23	at NYI	W	11-20-3-2	7-5	21p,11,8p,57p,10,8,10	Sanderson	3-5	1-3	28-27	Tugnut/Vanbiesbrouck	10,578
37.	12/26	at STL	L	11-21-3-2	0-5	-	Young	0-5	4-6	24-31	Johnson/Tugnut	18,875
38.	12/27	at NJD	T	11-21-4-2	2-2	21,42	Arnoft	0-2	3-5	21-44	Denis/Brodeur	16,003
39.	12/29	CAR	W	12-21-4-2	3-1	4p,15p,15	Maneluk	2-9	4-4	23-32	Denis/Irbe	18,136+
40.	12/31	NJD	L	12-22-4-2	3-6	10,29,9	Nemchinov	0-6	2-4	18-31	Brodeur/Denis	18,136+
41.	1/3	EDM	W	13-22-4-2	5-2	57,9,11,15p,10	Dineen	1-2	2-2	23-32	Denis/Salo	15,217
42.	1/6	at VAN	L	13-23-4-2	3-4	57,8,22	Schaefer	0-3	2-3	25-17	Potvin/Denis	18,011
43.	1/7	at EDM	L	13-24-4-2	2-4	21,6	Smyth	0-4	2-3	19-23	Salo/Denis	14,186
44.	1/10	COL	L	13-25-4-2	2-4	8p,25	Deadmarsh	1-2	2-4	21-14	Roy/Denis	18,136+
45.	1/12	CHI	L	13-26-4-2	1-3	57	McAmmond	0-2	4-4	24-26	Thibault/Tugnut	18,136+
46.	1/15	MIN	W	14-26-4-2	3-0	8p,28,8	Sanderson	1-5	3-3	30-31	Tugnut/Fernandez	17,154
47.	1/17	at MIN	OTL	14-26-4-3	2-3	29,8	O'Donnell	0-4	4-5	26-33	Fernandez/Tugnut	18,064
48.	1/21	TBL	W	15-26-4-3	3-1	8p,9,10	Vyborny	1-5	5-5	30-27	Tugnut/Weekes	17,652
49.	1/23	at BUF	W	16-26-4-3	2-1	10,10	Aubin	0-2	2-2	18-23	Tugnut/Hasek	17,803
50.	1/27	ANA	W	17-26-4-3	2-1	8,8p	Sanderson	1-5	5-5	21-28	Tugnut/Giguere	18,136+
51.	1/31	DET	OTL	17-26-4-4	2-3	21,57p	Yzerman	1-4	6-7	28-30	Osgood/Tugnut	18,136+
52.	2/1	at STL	T	17-26-5-4	2-2	28,8	Turgeon	0-2	4-4	16-30	Denis/Turek	19,560
53.	2/6	STL	T	17-26-6-4	2-2	57p,18	Young	1-6	3-3	26-41	Tugnut/Johnson	18,136+
54.	2/8	at NSH	L	17-27-6-4	1-3	25	Johnson	0-6	3-5	29-36	Dunham/Denis	16,411
55.	2/10	NSH	W	18-27-6-4	3-2	8p,8,8	Sanderson	1-3	4-4	28-27	Tugnut/Dunham	18,136+
56.	2/12	NYR	L	18-28-6-4	3-4	29p,42,57	Hlavac	2-4	5-5	40-24	Richter/Tugnut	18,136+
57.	2/14	at TOR	T	18-28-7-4	2-2	18,28	Wright	0-4	5-6	24-29	Tugnut/Healy	19,310
58.	2/16	at DET	L	18-29-7-4	2-4	7p,57p	Kozlov	2-4	4-5	18-39	Osgood/Denis	19,995
59.	2/17	PIT	OTL	18-29-7-5	2-3	18,11	Kovalev	0-4	4-4	34-27	Aubin/Tugnut	18,136+
60.	2/20	at SJS	OTL	18-29-7-6	2-3	57p,18	Sturm	1-2	6-7	22-43	Nabokov/Tugnut	17,496
61.	2/21	at PHX	L	18-30-7-6	2-3	5,18	Letowski	0-6	1-2	33-33	Burke/Denis	16,210
62.	2/24	at LAK	L	18-31-7-6	1-3	21	Smolinski	0-5	2-2	17-32	Potvin/Tugnut	18,118
63.	2/25	at ANA	W	19-31-7-6	5-2	21,8,57p,21,42	Heinze	1-3	2-3	19-25	Tugnut/Giguere	12,308
64.	2/28	PHX	W	20-31-7-6	5-2	57p,9,10,7,37	Aubin	1-9	4-5	34-27	Denis/Burke	18,136+
65.	3/1	at NSH	W	21-31-7-6	5-2	8,57,8,57,33	Sanderson	0-3	5-7	33-29	Tugnut/Dunham	14,186
66.	3/7	at CAR	L	21-32-7-6	1-2	29	Brind'Amour	0-2	1-2	17-26	Irbe/Tugnut	9,067
67.	3/9	at FLA	OTW	22-32-7-6	7-6	8p,7,9,7,7,25,18s	Kron	1-9	5-5	34-29	Tugnut/Kidd	13,358
68.	3/10	at TBL	L	22-33-7-6	1-4	21	St. Louis	0-7	4-7	22-33	Weekes/Denis	17,111
69.	3/14	CGY	W	23-33-7-6	3-0	37,28p,6p	Timander	2-6	3-3	23-30	Tugnut/Braithwaite	18,136+
70.	3/16	at ATL	W	24-33-7-6	3-0	28,28p,28s	Wright	1-6	7-7	27-34	Tugnut/Maracle	14,131
71.	3/17	NYI	T	24-33-8-6	3-3	20,11,18	Muckalt	0-10	4-5	32-25	Denis/Terreri	18,136+
72.	3/19	NSH	L	24-34-8-6	1-2	9ps	Ronning	1-5	6-7	19-26	Vokoun/Tugnut	18,136+
73.	3/21	VAN	T	24-34-9-6	1-1	22	Nielsen	0-6	1-2	33-34	Tugnut/Cloutier	18,136+
74.	3/24	CGY	W	25-34-9-6	6-4	6p,9p,6,7p,29p,25	Selivanov	4-8	4-4	23-29	Tugnut/Vernon	18,136+
75.	3/26	at EDM	L	25-35-9-6	2-4	9p,4	Cleary	1-1	3-5	21-29	Salo/Denis	16,563
76.	3/27	at CGY	L	25-36-9-6	0-3	-	Iginla	0-2	2-3	19-29	Braithwaite/Tugnut	16,455
77.	3/29	at LAK	L	25-37-9-6	0-3	-	Palffy	0-3	3-3	27-31	Potvin/Denis	15,582
78.	4/1	STL	W	26-37-9-6	2-1	33p,25	Gardiner	1-8	3-4	17-30	Tugnut/Turek	18,136+
79.	4/3	DET	W	27-37-9-6	2-1	29p,15	Maneluk	1-5	2-2	25-36	Tugnut/Osgood	18,136+
80.	4/5	at STL	L	27-38-9-6	1-4	6p	Young	1-3	6-7	27-40	Turek/Denis	18,381
81.	4/6	at MIN	L	27-39-9-6	2-3	15,28p	Hendrickson	1-6	3-3	19-32	McLennan/Tugnut	18,568
82.	4/8	CHI	OTW	28-39-9-6	4-3	27,6p,7p,28	Wright	2-8	3-5	28-32	Tugnut/Passmore	18,136+

+ Home Sellout





# STANLEY CUP PLAYOFFS





## PLAYER STATISTICS

PLAYERS	POS	GP	G	A	P	+/-	PIM	PP	SH	GW	S	S%	TOI/G
Pierre-Luc Dubois	C	10	4	6	10	3	4	1	0	1	27	14.8	22:57
Cam Atkinson	R	8	3	5	8	3	4	0	0	1	20	15	22:47
Nick Foligno	L	10	2	4	6	1	10	0	0	0	19	10.5	23:00
Alexander Wennberg	C	10	3	2	5	5	2	0	0	0	11	27.3	16:50
Seth Jones	D	10	1	3	4	2	4	0	0	0	25	4	32:40
Alexandre Texier *	C	10	0	4	4	0	2	0	0	0	27	0	21:52
Oliver Bjorkstrand	R	10	3	0	3	-5	0	1	0	1	25	12	19:34
Zach Werenski	D	10	1	2	3	1	4	0	0	1	26	3.9	30:03
Vladislav Gavrikov *	D	10	1	2	3	-4	6	0	0	0	15	6.7	23:21
David Savard	D	10	0	3	3	-4	2	0	0	0	20	0	25:24
Liam Foudy *	C	10	1	1	2	-1	0	0	0	0	20	5	16:43
Riley Nash	C	10	1	1	2	-4	0	0	0	0	13	7.7	16:25
Gustav Nyquist	C	10	0	2	2	0	4	0	0	0	20	0	21:32
Boone Jenner	C	10	1	0	1	-3	4	0	0	0	22	4.6	21:27
Kevin Stenlund *	C	2	1	0	1	1	0	1	0	0	2	50	8:26
Ryan Murray	D	9	1	0	1	0	2	0	0	0	6	16.7	16:26
Eric Robinson *	L	10	1	0	1	0	0	0	0	0	14	7.1	8:48
Dean Kukan	D	9	0	1	1	2	7	0	0	0	11	0	13:11
Emil Bemstrom *	C	5	0	0	0	-1	2	0	0	0	4	0	9:09
Markus Nutivaara	D	2	0	0	0	-1	0	0	0	0	1	0	9:49
Nathan Gerbe	C	2	0	0	0	0	0	0	0	0	2	0	12:34
Devin Shore	C	2	0	0	0	-1	0	0	0	0	1	0	6:32
Scott Harrington	D	1	0	0	0	-1	0	0	0	0	0	--	18:44
<b>TOTALS</b>		<b>10</b>	<b>24</b>	<b>36</b>	<b>60</b>	<b>-7</b>	<b>57</b>	<b>3</b>	<b>0</b>	<b>4</b>	<b>331</b>	<b>7.3</b>	

GOALTENDERS	GP	W	L	SA	GA	GAA	SV	SV%	SO	A	PIM	TOI
Joonas Korpisalo	9	3	5	320	19	1.90	301	.941	2	0	0	599:00
Elvis Merzlikins *	2	1	1	74	4	1.96	70	.946	0	1	0	122:45
<b>TOTALS</b>	<b>10</b>	<b>4</b>	<b>6</b>	<b>394</b>	<b>23</b>	<b>1.91</b>	<b>371</b>	<b>.942</b>	<b>2</b>	<b>1</b>	<b>0</b>	<b>721:45</b>

## GAME-BY-GAME

GM	DATE	OPPONENT	DEC	RECORD	SCORE	CBJ GOALS	GWG	PP	PK	SF-SA	GOALTENDERS	ATT
1.	8/2/20	at Toronto	W	1-0	2-0	13, 10	Atkinson	0-2	1-1	35-28	Korpisalo/Andersen	0
2.	8/4/20	at Toronto	L	1-1	0-3		Matthews	0-4	5-5	20-39	Andersen/Korpisalo	0
3.	8/6/20	Toronto	W	2-1	4-3 (OT)	18, 3, 18, 18	Dubois	0-3	1-2	43-36	Merzlikins/Andersen	0
4.	8/7/20	Toronto	L	2-2	3-4 (OT)	13, 44, 38	Matthews	0-3	3-4	39-53	Andersen/Merzlikins	0
5.	8/9/20	at Toronto	W	3-2	3-0	8, 19, 71	Werenski	0-2	1-1	22-33	Korpisalo/Andersen	0
6.	8/11/20	at Tampa Bay	L	3-3	2-3 (5OT)	18p, 28	Point	1-5	4-4	63-88	Vasilevskiy/Korpisalo	0
7.	8/13/20	at Tampa Bay	W	4-3	3-1	27, 28p, 10	Bjorkstrand	1-3	2-2	22-37	Korpisalo/Vasilevskiy	0
8.	8/15/20	Tampa Bay	L	4-4	2-3	20, 50	Hedman	0-4	1-1	17-34	Vasilevskiy/Korpisalo	0
9.	8/17/20	Tampa Bay	L	4-5	1-2	13	Gourde	0-2	3-3	29-22	Vasilevskiy/Korpisalo	0
10.	8/19/20	at Tampa Bay	L	4-6	4-5 (OT)	71, 11p, 10, 28	Point	1-6	0-0	41-25	Vasilevskiy/Korpisalo	0

+Home Sellout

## TEAM TOTALS

SCORING BY PERIOD	1ST	2ND	3RD	OT	TOTAL	SHOTS BY PERIOD	1ST	2ND	3RD	OT	TOTAL
Toronto	1	3	5	1	10	Toronto	56	59	51	23	189
Columbus	2	2	7	1	12	Columbus	40	51	48	20	159
Tampa Bay	5	4	3	2	14	Tampa Bay	48	62	46	50	206
Columbus	4	5	3	0	12	Columbus	43	58	33	38	172
Opponents	6	5	8	3	24	Opponents	104	121	97	73	395
Columbus	6	5	10	1	24	Columbus	83	109	81	58	331

POWER PLAYS	PENALTY KILLING	PENALTY MINUTES			
Toronto	2-of-13	Toronto	14-of-14	Toronto	18-47
Columbus	0-of-14	Columbus	11-of-13	Columbus	16-35
Tampa Bay	0-of-10	Tampa Bay	17-of-20	Tampa Bay	22-44
Columbus	3-of-20	Columbus	10-of-10	Columbus	12-24
Opponents	2-of-23	Opponents	31-of-34	Opponents	40-91
Columbus	3-of-34	Columbus	21-of-23	Columbus	28-59

\* Rookie



# 2019 PLAYOFFS STATS

## PLAYER STATISTICS

PLAYERS	POS	GP	G	A	P	+/-	PIM	PP	SH	GW	S	S%	TOI/G
Artemi Panarin	C	10	5	6	11	0	0	1	0	0	27	18.5	21:44
Matt Duchene	C	10	5	5	10	4	0	3	0	2	18	27.8	16:48
Seth Jones	D	10	3	6	9	0	0	1	0	1	27	11.1	28:32
Cam Atkinson	R	10	2	6	8	2	4	0	0	0	33	6.1	18:30
Zach Werenski	D	10	1	5	6	3	9	1	0	1	15	6.7	26:37
Pierre-Luc Dubois	C	10	2	3	5	-5	14	0	0	0	20	10	17:29
Oliver Bjorkstrand	R	10	2	3	5	-1	0	1	0	2	26	7.7	15:07
Scott Harrington	D	10	0	4	4	4	2	0	0	0	7	0	13:36
Alexandre Texier *	C	8	2	1	3	-2	2	1	0	0	8	25	11:25
Riley Nash	C	7	1	2	3	2	4	0	0	0	9	11.1	13:32
Boone Jenner	C	10	1	2	3	1	2	0	0	0	32	3.1	17:14
Josh Anderson	R	10	1	2	3	-5	22	0	1	0	23	4.3	16:59
Nick Foligno	L	10	1	2	3	2	4	0	0	0	16	6.3	18:36
David Savard	D	10	1	2	3	-1	4	0	0	0	13	7.7	23:42
Ryan Dzingel	C	9	1	0	1	3	2	0	0	0	11	9.1	11:21
Dean Kukan	D	10	1	0	1	-2	2	0	0	0	13	7.7	15:10
Brandon Dubinsky	C	10	1	0	1	0	6	0	0	0	11	9.1	13:07
Adam Clendening	D	7	0	1	1	1	2	0	0	0	9	0	8:46
Markus Hannikainen	L	1	0	0	0	-1	0	0	0	0	0	0	4:00
Vladislav Gavrikov *	D	2	0	0	0	-2	0	0	0	0	1	0	15:35
Markus Nutivaara	D	2	0	0	0	1	0	0	0	0	1	0	21:36
Alexander Wennberg	C	4	0	0	0	0	0	0	0	0	0	0	10:29
<b>TOTALS</b>		<b>10</b>	<b>30</b>	<b>50</b>	<b>80</b>	<b>4</b>	<b>79</b>	<b>8</b>	<b>1</b>	<b>6</b>	<b>320</b>	<b>9.4</b>	

GOALTENDERS	GP	W	L	SA	GA	GAA	SV	SV%	SO	A	PIM	TOI
Sergei Bobrovsky	10	6	4	333	25	2.41	308	.925	0	0	0	622:56
<b>TOTALS</b>	<b>10</b>	<b>6</b>	<b>4</b>	<b>333</b>	<b>25</b>	<b>2.41</b>	<b>308</b>	<b>.925</b>	<b>0</b>	<b>0</b>	<b>0</b>	<b>622:56</b>

## GAME-BY-GAME

GM	DATE	OPPONENT	DEC	RECORD	SCORE	CBJ GOALS	GWG	PP	PK	SF-SA	GOALTENDERS	ATT
1.	4/10/19	at Tampa Bay	W	1-0	4-3	71, 58, 77, 3p	Jones	1-2	3-3	26-29	Bobrovsky/Vasilevskiy	19,092
2.	4/12/19	at Tampa Bay	W	2-0	5-1	13, 8p, 95p, 20, 9	Werenski	2-4	2-2	27-24	Bobrovsky/Vasilevskiy	19,092
3.	4/14/19	Tampa Bay	W	3-0	3-1	95, 28p, 13	Bjorkstrand	1-2	0-0	30-31	Bobrovsky/Vasilevskiy	19,224+
4.	4/16/19	Tampa Bay	W	4-0	7-3	42p, 18, 3, 28, 9, 42, 95	Bjorkstrand	1-2	0-1	25-33	Bobrovsky/Vasilevskiy	19,328+
5.	4/25/19	at Boston	L	4-1	2-3 (OT)	17, 18	Coyle	0-4	4-4	22-37	Rask/Bobrovsky	17,565
6.	4/27/19	at Boston	W	5-1	3-2 (2OT)	9p, 9, 95p	Duchene	2-4	3-4	41-31	Bobrovsky/Rask	17,565
7.	4/30/19	Boston	W	6-1	2-1	38, 95p	Duchene	1-3	2-2	34-37	Bobrovsky/Rask	19,337+
8.	5/2/19	Boston	L	6-2	1-4	9	Bergeron	0-4	4-6	40-46	Rask/Bobrovsky	19,431+
9.	5/4/19	at Boston	L	6-3	3-4	3, 19, 14	Pastrnak	0-2	2-2	36-36	Rask/Bobrovsky	17,565
10.	5/6/19	Boston	L	6-4	0-3	-	Krejci	0-4	1-1	39-29	Rask/Bobrovsky	19,219+

+Home Sellout

## TEAM TOTALS

SCORING BY PERIOD	1ST	2ND	3RD	OT	TOTAL	SHOTS BY PERIOD	1ST	2ND	3RD	OT	TOTAL
Tampa Bay	4	2	2	0	8	Tampa Bay	31	40	46	0	117
Columbus	4	6	9	0	19	Columbus	36	40	32	0	108
Boston	4	4	8	1	17	Boston	66	52	84	14	216
Columbus	2	3	5	1	11	Columbus	56	81	59	16	212
Opponents	8	6	10	1	25	Opponents	97	92	130	14	333
Columbus	6	9	14	1	30	Columbus	92	121	91	16	320

POWER PLAYS	PENALTY KILLING	PENALTY MINUTES			
Tampa Bay	1-of-6	Tampa Bay	5-of-10	Tampa Bay	17-56
Columbus	5-of-10	Columbus	5-of-6	Columbus	11-35
Boston	3-of-19	Boston	18-of-21	Boston	21-42
Columbus	3-of-21	Columbus	16-of-19	Columbus	19-48
Opponents	4-of-25	Opponents	23-of-31	Opponents	38-98
Columbus	8-of-31	Columbus	21-of-25	Columbus	30-93

\* Rookie





## PLAYER STATISTICS

PLAYERS	POS	GP	G	A	P	+/-	PIM	PP	SH	GW	S	S%	TOI/G
Artemi Panarin	LW	6	2	5	7	-4	6	0	0	1	14	14.3	25:59
Seth Jones	D	6	1	4	5	-3	4	1	0	0	13	7.7	30:37
Matt Calvert	LW	6	3	1	4	4	4	0	1	1	15	20.0	17:16
Cam Atkinson	RW	6	2	2	4	-3	2	1	0	0	25	8.0	26:36
Pierre-Luc Dubois *	C	6	2	2	4	0	6	0	0	0	15	13.3	23:09
Nick Foligno	LW	6	2	1	3	-4	4	0	0	0	8	25.0	20:49
Boone Jenner	C	6	1	2	3	-3	4	0	0	0	24	4.2	19:45
Josh Anderson	RW	6	1	2	3	3	21	0	0	0	9	11.1	15:46
Oliver Bjorkstrand	RW	6	1	2	3	0	0	0	0	0	3	33.3	11:03
Zach Werenski	D	6	1	2	3	0	2	1	0	0	18	5.6	24:11
Ian Cole	D	6	0	3	3	-1	2	0	0	0	10	0.0	19:23
Alexander Wennberg	C	3	1	1	2	-1	0	0	0	0	4	25.0	17:23
Thomas Vanek	LW	6	1	1	2	-1	2	1	0	0	13	7.7	15:07
Ryan Murray	D	6	0	1	1	3	2	0	0	0	3	0.0	21:32
Sonny Milano *	LW	3	0	0	0	0	0	0	0	0	0	0.0	6:45
Mark Letestu	C	6	0	0	0	-1	0	0	0	0	2	0.0	9:02
David Savard	D	6	0	0	0	0	0	0	0	0	7	0.0	19:48
Markus Nutivaara	D	6	0	0	0	2	0	0	0	0	9	0.0	17:42
Brandon Dubinsky	C	6	0	0	0	1	6	0	0	0	4	0.0	12:23
<b>TOTALS</b>		<b>6</b>	<b>18</b>	<b>29</b>	<b>47</b>	<b>-8</b>	<b>65</b>	<b>4</b>	<b>1</b>	<b>2</b>	<b>196</b>	<b>9.2</b>	

GOALTENDERS	GP	W	L	SA	GA	GAA	SV	SV%	SO	A	PIM	TOI
Sergei Bobrovsky	6	2	4	221	22	3.18	199	.900	0	0	0	415:27
<b>TOTALS</b>	<b>6</b>	<b>2</b>	<b>4</b>	<b>221</b>	<b>22</b>	<b>3.18</b>	<b>199</b>	<b>.900</b>	<b>0</b>	<b>0</b>	<b>0</b>	<b>415:27</b>

## GAME-BY-GAME

GM	DATE	OPPONENT	DEC	RECORD	SCORE	CBJ GOALS	GWG	PP	PK	SF-SA	GOALTENDERS	ATT
1.	4/12/18	at Washington	W	1-0	4-3 (OT)	10,26p,3p,9	Panarin	2-4	4-6	27-30	Bobrovsky/Grubauer	18,506
2.	4/15/18	at Washington	W	2-0	5-4 (OT)	13,77,13p,8p,11	Calvert	2-4	4-7	30-58	Bobrovsky/Holtby	18,506
3.	4/17/18	Washington	L	2-1	2-3 (2OT)	18,9	Eller	0-4	3-4	35-45	Holtby/Bobrovsky	19,337+
4.	4/19/18	Washington	L	2-2	1-4	38	Oshie	0-3	2-3	24-33	Holtby/Bobrovsky	19,395+
5.	4/21/18	at Washington	L	2-3	3-4 (OT)	11s,11,28	Backstrom	0-5	3-4	42-29	Holtby/Bobrovsky	18,506
6.	4/23/18	Washington	L	2-4	3-6	71,18,71	Smith-Pelly	0-4	2-3	38-28	Holtby/Bobrovsky	18,667+

+Home Sellout

## TEAM TOTALS

SCORING BY PERIOD	1ST	2ND	3RD	OT	TOTAL	SHOTS BY PERIOD	1ST	2ND	3RD	OT	TOTAL
Washington	7	8	7	2	24	Washington	68	80	47	28	223
Columbus	2	7	7	2	18	Columbus	46	64	66	20	196

POWER PLAYS	PENALTY KILLING	PENALTY MINUTES
Washington	9-of-27	Washington 20-of-24
Columbus	4-of-24	Columbus 18-of-27

\* Rookie



# 2017 PLAYOFFS STATS

## PLAYER STATISTICS

PLAYERS	POS	GP	G	A	P	+/-	PIM	PP	SH	GW	S	S%	TOI/G
Boone Jenner	C	5	2	1	3	-2	14	1	0	1	16	12.5	17:48
Cam Atkinson	RW	5	2	1	3	-3	0	0	0	0	14	14.3	19:34
William Karlsson	C	5	2	1	3	4	0	0	0	0	12	16.7	16:05
Brandon Saad	LW	5	1	2	3	-5	0	0	0	0	10	10	15:58
Markus Nutivaara *	D	2	1	1	2	3	0	0	0	0	7	14.3	11:55
Matt Calvert	LW	4	1	1	2	4	4	0	0	0	9	11.1	14:13
Brandon Dubinsky	C	5	1	1	2	-2	6	0	0	0	8	12.5	17:56
Josh Anderson	RW	5	1	1	2	2	2	0	0	0	11	9.1	13:43
Jack Johnson	D	5	1	1	2	-3	0	0	0	0	15	6.7	25:52
Nick Foligno	LW	4	0	2	2	-3	6	0	0	0	12	0	20:24
Seth Jones	D	5	0	2	2	-4	0	0	0	0	12	0	26:03
Sam Gagner	C	5	0	2	2	-3	2	0	0	0	12	0	12:39
Zach Werenski *	D	3	1	0	1	-2	0	1	0	0	14	7.1	23:29
Kyle Quincey	D	2	0	1	1	-1	2	0	0	0	1	0	19:01
Oliver Bjorkstrand *	RW	5	0	1	1	-2	0	0	0	0	10	0	12:51
David Savard	D	5	0	1	1	-4	4	0	0	0	10	0	24:53
Alexander Wennberg	C	5	0	1	1	-3	2	0	0	0	10	0	19:26
Gabriel Carlsson *	D	5	0	0	0	1	0	0	0	0	2	0	10:57
Scott Hartnell	LW	4	0	0	0	-2	0	0	0	0	4	0	10:39
Sonny Milano *	LW	1	0	0	0	0	0	0	0	0	0	0	6:47
Lukas Sedlak *	C	2	0	0	0	-1	0	0	0	0	2	0	8:16
Scott Harrington	D	3	0	0	0	0	10	0	0	0	3	0	12:27
<b>TOTALS</b>		<b>5</b>	<b>13</b>	<b>20</b>	<b>33</b>	<b>-26</b>	<b>52</b>	<b>2</b>	<b>0</b>	<b>1</b>	<b>194</b>	<b>6.7</b>	

GOALTENDERS	GP	W	L	SA	GA	GAA	SV	SV%	SO	A	PIM	TOI
Sergei Bobrovsky	5	1	4	170	20	3.88	150	.882	0	0	0	309:16
<b>TOTALS</b>	<b>5</b>	<b>1</b>	<b>4</b>	<b>170</b>	<b>20</b>	<b>3.88</b>	<b>150</b>	<b>.882</b>	<b>0</b>	<b>0</b>	<b>0</b>	<b>309:16</b>

## GAME-BY-GAME

GM	DATE	OPPONENT	DEC	RECORD	SCORE	CBJ GOALS	GWG	PP	PK	SF-SA	GOALTENDERS	ATT
1.	4/12/17	at Pittsburgh	L	0-1	1-3	11	Kessel	0-2	2-3	32-29	Fleury/Bobrovsky	18,563
2.	4/14/17	at Pittsburgh	L	0-2	1-4	20	Guentzel	0-2	2-2	40-32	Fleury/Bobrovsky	18,622
3.	4/16/17	Pittsburgh	L	0-3	4-5 (OT)	13,13,8p,17	Guentzel	1-2	2-3	37-47	Fleury/Bobrovsky	19,092+
4.	4/18/17	Pittsburgh	W	1-3	5-4	7,34,65,25,38	Jenner	0-3	2-3	34-31	Bobrovsky/Fleury	19,093+
5.	4/20/17	at Pittsburgh	L	1-4	2-5	25,38p	Rust	1-3	2-4	51-32	Fleury/Bobrovsky	18,585

+Home Sellout

## TEAM TOTALS

SCORING BY PERIOD	1ST	2ND	3RD	OT	TOTAL	SHOTS BY PERIOD	1ST	2ND	3RD	OT	TOTAL
Pittsburgh	3	10	7	1	21	Pittsburgh	39	70	55	7	171
Columbus	5	4	4	0	13	Columbus	71	58	58	7	194

POWER PLAYS	PENALTY KILLING	PENALTY MINUTES	
Pittsburgh	5-of-15	Pittsburgh 10-of-12	Pittsburgh 13-26
Columbus	2-of-12	Columbus 10-of-15	Columbus 19-54

\* Rookie





## PLAYER STATISTICS

PLAYERS	POS	GP	G	A	P	+/-	PIM	PP	SH	GW	S	S%	TOI/G
Jack Johnson	D	6	3	4	7	-1	4	1	0	0	14	21.4	29:20
Ryan Johansen	C	6	2	4	6	-2	4	2	0	0	18	11.1	19:02
Brandon Dubinsky	C	6	1	5	6	-1	6	0	0	0	23	4.3	20:42
Boone Jenner *	C	6	3	2	5	-4	4	2	0	0	16	18.8	17:14
Matt Calvert	LW	6	2	2	4	2	4	0	1	1	13	15.4	17:35
David Savard	D	6	0	4	4	2	4	0	0	0	8	0.0	23:19
Artem Anisimov	C	6	1	2	3	-2	4	1	0	0	16	6.3	17:28
Cam Atkinson	RW	6	1	2	3	1	0	0	0	0	13	7.7	16:45
Nick Foligno	LW	4	2	0	2	0	4	0	0	1	3	66.7	14:56
Mark Letestu	C	6	1	1	2	-2	0	1	0	0	16	6.3	16:51
Fedor Tyutin	D	4	1	1	2	0	4	0	1	0	1	100	14:55
James Wisniewski	D	6	0	2	2	-7	10	0	0	0	12	0.0	24:45
Derek MacKenzie	C	6	1	0	1	-1	2	0	1	0	6	16.7	13:48
Ryan Murray *	D	5	0	1	1	-1	0	0	0	0	9	0.0	22:43
Jack Skille	RW	6	0	1	1	-2	0	0	0	0	8	0.0	11:00
R.J. Umberger	C	4	0	1	1	-2	2	0	0	0	3	0.0	12:47
Nikita Nikitin	D	5	0	0	0	0	0	0	0	0	8	0.0	16:20
Blake Comeau	LW	6	0	0	0	-2	10	0	0	0	7	0.0	11:50
Dalton Prout	D	2	0	0	0	0	2	0	0	0	1	0.0	13:11
Nick Schultz	D	2	0	0	0	-1	0	0	0	0	0	0.0	9:44
Jared Boll	RW	2	0	0	0	0	0	0	0	0	0	0.0	6:34
Corey Tropp	RW	2	0	0	0	0	0	0	0	0	1	0.0	6:10
<b>TOTALS</b>		<b>6</b>	<b>18</b>	<b>32</b>	<b>50</b>	<b>-23</b>	<b>64</b>	<b>7</b>	<b>3</b>	<b>2</b>	<b>196</b>	<b>10.9</b>	

GOALTENDERS	GP	W	L	SA	GA	GAA	SV	SV%	SO	A	PIM	TOI
Sergei Bobrovsky	6	2	4	218	20	3.17	198	.908	0	0	0	377:36
<b>TOTALS</b>	<b>6</b>	<b>2</b>	<b>4</b>	<b>218</b>	<b>20</b>	<b>3.17</b>	<b>198</b>	<b>.908</b>	<b>0</b>	<b>0</b>	<b>0</b>	<b>377:36</b>

## GAME-BY-GAME

GM	DATE	OPPONENT	DEC	RECORD	SCORE	CBJ GOALS	GWG	PP	PK	SF-SA	GOALTENDERS	ATT
1.	4/16/14	at Pittsburgh	L	0-1	3-4	7,55p,24s	Sutter	1-4	1-3	34-32	Fleury/Bobrovsky	18,646
2.	4/19/14	at Pittsburgh	W	1-1	4-3 (20T)	19p,11s,7p,11	Calvert	2-6	7-8	45-42	Bobrovsky/Fleury	18,619
3.	4/21/14	Pittsburgh	L	1-2	3-4	38,7,13	Jokinen	0-4	6-6	20-41	Fleury/Bobrovsky	19,148+
4.	4/23/14	Pittsburgh	W	2-2	4-3 (OT)	38p,19p,17,71	Foligno	2-6	3-4	46-25	Bobrovsky/Fleury	18,970+
5.	4/26/14	at Pittsburgh	L	2-3	1-3	38p	Jokinen	1-2	3-4	24-51	Fleury/Bobrovsky	18,618
6.	4/28/14	Pittsburgh	L	2-4	3-4	51s,42p,71	Malkin	1-5	3-4	27-28	Fleury/Bobrovsky	19,189+

+Home Sellout

## TEAM TOTALS

SCORING BY PERIOD	1ST	2ND	3RD	OT	TOTAL	SHOTS BY PERIOD	1ST	2ND	3RD	OT	TOTAL
Pittsburgh	9	6	6	0	21	Pittsburgh	85	62	59	13	219
Columbus	7	3	6	2	18	Columbus	54	71	52	19	196

POWER PLAYS	PENALTY KILLING	PENALTY MINUTES			
Pittsburgh	6-of-29	Pittsburgh	20-of-27	Pittsburgh	28-58
Columbus	7-of-27	Columbus	23-of-29	Columbus	32-64

\* Rookie



# 2009 PLAYOFFS STATS

## PLAYER STATISTICS

PLAYERS	POS	GP	G	A	P	+/-	PIM	PP	SH	GW	S	S%	TOI/G
R.J. Umberger	C	4	3	0	3	0	0	2	0	0	9	33.3	16:21
Rick Nash	LW	4	1	2	3	-4	2	0	0	0	13	7.7	20:51
Kristian Huselius	LW	4	1	1	2	-4	4	1	0	0	11	9.1	17:52
Kris Russell	D	4	1	1	2	0	2	0	0	0	5	20.0	16:40
Raffi Torres	LW	4	0	2	2	-3	2	0	0	0	4	0.0	12:03
Fredrik Modin	LW	4	1	0	1	-2	0	0	0	0	4	25.0	13:06
Aaron Rome *	D	1	0	1	1	2	0	0	0	0	2	0.0	15:24
Jakub Voracek *	R	4	0	1	1	0	8	0	0	0	12	0.0	12:06
Jason Williams	C	4	0	1	1	-2	2	0	0	0	5	0.0	14:11
Rostislav Klesla	D	4	0	1	1	0	0	0	0	0	3	0.0	21:21
Jason Chimera	LW	4	0	1	1	0	2	0	0	0	11	0.0	13:21
Antoine Vermette	C	4	0	0	0	-4	10	0	0	0	6	0.0	16:46
Derek Dorsett *	RW	3	0	0	0	-1	2	0	0	0	7	0.0	9:11
Jared Boll	RW	1	0	0	0	-2	0	0	0	0	1	0.0	5:17
Marc Methot	D	4	0	0	0	-3	2	0	0	0	1	0.0	16:15
Jan Hejda	D	3	0	0	0	-5	2	0	0	0	1	0.0	16:53
Manny Malhotra	C	4	0	0	0	-2	0	0	0	0	4	0.0	17:53
Mike Commodore	D	4	0	0	0	-7	18	0	0	0	4	0.0	21:32
Fedor Tyutin	D	4	0	0	0	0	0	0	0	0	3	0.0	23:15
Michael Peca	C	4	0	0	0	1	2	0	0	0	4	0.0	12:39
<b>TOTALS</b>		<b>4</b>	<b>7</b>	<b>11</b>	<b>18</b>	<b>-36</b>	<b>58</b>	<b>3</b>	<b>0</b>	<b>0</b>	<b>110</b>	<b>6.3</b>	

GOALTENDERS	GP	W	L	SA	GA	GAA	SV	SV%	SO	A	PIM	TOI
Steve Mason *	4	0	4	139	17	4.27	122	.878	0	1	0	239:20
<b>TOTALS</b>	<b>4</b>	<b>0</b>	<b>4</b>	<b>139</b>	<b>17</b>	<b>4.27</b>	<b>122</b>	<b>.878</b>	<b>0</b>	<b>1</b>	<b>0</b>	<b>239:20</b>

## GAME-BY-GAME

GM	DATE	OPPONENT	DEC	RECORD	SCORE	CBJ GOALS	GWG	PP	PK	SF-SA	GOALTENDERS	ATT
1.	4/16/09	at Detroit	L	0-1	1-4	18	Ericsson	0-5	3-4	21-34	Osgood/Mason	20,066
2.	4/18/09	at Detroit	L	0-2	0-4	-	Rafalski	0-2	7-10	25-39	Osgood/Mason	20,066
3.	4/21/09	Detroit	L	0-3	1-4	18	Cleary	1-4	2-2	32-26	Osgood/Mason	19,219+
4.	4/23/09	Detroit	L	0-4	5-6	20,61,18,10,33	Franzen	2-2	3-6	32-41	Osgood/Mason	18,889+

+Home Sellout

## TEAM TOTALS

SCORING BY PERIOD	1ST	2ND	3RD	OT	TOTAL	SHOTS BY PERIOD	1ST	2ND	3RD	OT	TOTAL
Detroit	6	8	4	-	18	Detroit	52	51	37	-	140
Columbus	1	5	1	-	7	Columbus	39	34	37	-	110

POWER PLAYS	PENALTY KILLING	PENALTY MINUTES
Detroit	7-of-22	15-32
Columbus	3-of-13	26-60

\* Rookie





## OVERALL

<b>Games Played:</b>	41	<b>Goals:</b>	110	<b>Power Play Goals:</b>	27	<b>Overtime Losses, Home:</b>	3
<b>Wins:</b>	15	<b>Goals, Home:</b>	54	<b>Shorthanded Goals:</b>	5	<b>Overtime Losses, Road:</b>	4
<b>Wins, Home:</b>	6	<b>Goals, Road:</b>	56	<b>Overtime Games:</b>	13	<b>Shutouts For:</b>	2
<b>Wins, Road:</b>	9	<b>Goals Against:</b>	133	<b>Overtime Wins:</b>	6	<b>Shutouts Against:</b>	2
<b>Losses:</b>	26	<b>Goals Against, Home:</b>	67	<b>Overtime Wins, Home:</b>	2		
<b>Losses, Home:</b>	13	<b>Goals Against, Road:</b>	66	<b>Overtime Wins, Road:</b>	4		
<b>Losses, Road:</b>	13	<b>Penalty Minutes:</b>	387	<b>Overtime Losses:</b>	7		

## ATTENDANCE

YEAR	GP	TOTAL ATTENDANCE	AVERAGE	CAPACITY	% OF CAPACITY	SELLOUTS
2008-09	2	38,108	19,054	18,144	105.0 pct.	2
2013-14	3	57,307	19,102	18,144	105.3 pct.	3
2016-17	2	38,185	19,093	18,144	105.2 pct.	2
2017-18	3	57,399	19,133	18,144	105.5 pct.	3
2018-19	5	96,539	19,308	18,144	106.4 pct.	5
2019-20	4	0	0	0	0	0
<b>TOTALS</b>	<b>15</b>	<b>287,538</b>	<b>19,169</b>	<b>18,144</b>	<b>105.7 pct.</b>	<b>15</b>

## INDIVIDUAL LEADERS BY SEASON

### GAMES PLAYED

2008-09	16 players tied	4	2017-18	Blake Comeau	10	2018-19	Matt Duchene	27.8
2013-14	13 players tied	6	2018-19	Josh Anderson	21	2019-20	Alexander Wennberg	27.3
2016-17	14 players tied	5	2019-20	Nick Foligno	10			
2017-18	17 players tied	6						
2018-19	14 players tied	10						
2019-20	14 players tied	10						

### POINTS

2008-09	Rick Nash, R.J. Umberger	3	2018-19	Matt Duchene	3	2018-19	Brandon Dubinsky	56.5
2013-14	Jack Johnson	7	2019-20	Oliver Bjorkstrand	1	2019-20	Nick Foligno	59.1
2016-17	Cam Atkinson, Boone Jenner, William Karlsson, Brandon Saad	3	2019-20	Pierre-Luc Dubois, Kevin Stenlund	1			
2017-18	Artemi Panarin	7						
2018-19	Artemi Panarin	11						
2019-20	Pierre-Luc Dubois	10						

### GOALS

2008-09	R.J. Umberger	3	2018-19	Josh Anderson	1	2018-19	Seth Jones	9
2013-14	Jack Johnson, Boone Jenner	3	2019-20	-----	0	2019-20	Seth Jones	4
2016-17	Cam Atkinson, Boone Jenner, William Karlsson	2	2016-17	Derek MacKenzie	1			
2017-18	Matt Calvert	3	2017-18	Matt Calvert	1			
2018-19	Matt Duchene, Artemi Panarin	5	2018-19	Josh Anderson	1			
2019-20	Pierre-Luc Dubois	4	2019-20	-----	0			

### ASSISTS

2008-09	Rick Nash, Raffi Torres	2	2018-19	Oliver Bjorkstrand, Matt Duchene	2	2018-19	Seth Jones	3
2013-14	Brandon Dubinsky	5	2019-20	Cam Atkinson, Oliver Bjorkstrand	1	2019-20	Vladislav Gavrikov, Seth Jones	1
2016-17	Nick Foligno, Sam Gagner, Seth Jones, Brandon Saad	2				2019-20	Ryan Murray, Zach Werenski	
2017-18	Artemi Panarin	5						
2018-19	Cam Atkinson, Seth Jones, Artemi Panarin	6						
2019-20	Pierre-Luc Dubois	6						

### PLUS/MINUS RATING

2008-09	Aaron Rome	2	2017-18	Cam Atkinson	25	2017-18	Zach Werenski, Seth Jones	1
2013-14	Matt Calvert, David Savard	2	2018-19	Cam Atkinson	33	2018-19	Seth Jones	3
2016-17	Matt Calvert, William Karlsson	4	2019-20	Pierre-Luc Dubois	27	2019-20	Pierre-Luc Dubois	1
2017-18	Matt Calvert	4						
2018-19	Matt Duchene, Scott Harrington	4						
2019-20	Alexander Wennberg	6						

### PENALTY MINUTES

2008-09	Mike Commodore	18	2017-18	Oliver Bjorkstrand	33.3	2017-18	Artemi Panarin	3
2013-14	James Wisniewski, Blake Comeau	10				2018-19	Seth Jones	3

### POWER PLAY GOALS

2008-09	R.J. Umberger	2	2018-19	Thomas Vanek, Zach Werenski, Cam Atkinson, Seth Jones	1	2018-19	Brandon Dubinsky	56.5
2013-14	Ryan Johansen, Boone Jenner	2				2019-20	Nick Foligno	59.1
2016-17	Boone Jenner, Zach Werenski	1						
2017-18	Thomas Vanek, Zach Werenski, Cam Atkinson, Seth Jones	1						

### SHORTHANDED GOALS

2008-09	-----	0	2017-18	Seth Jones	5
2013-14	Matt Calvert, Fedor Tyutin, Derek MacKenzie	1	2018-19	Seth Jones	9
2016-17	-----	0	2019-20	Seth Jones	4

### GAME-WINNING GOALS

2008-09	-----	0	2017-18	Seth Jones	5
2013-14	Matt Calvert, Nick Foligno	1	2018-19	Seth Jones	9
2016-17	Boone Jenner	1	2019-20	Seth Jones	4
2017-18	Matt Calvert, Artemi Panarin	1			
2018-19	Oliver Bjorkstrand, Matt Duchene	2			
2019-20	Cam Atkinson, Oliver Bjorkstrand	1			

### SHOTS ON GOAL

2008-09	Rick Nash	13	2017-18	-----	0
2013-14	Brandon Dubinsky	23	2018-19	-----	0
2016-17	Boone Jenner	16	2019-20	-----	0
2017-18	Cam Atkinson	25	2019-20	Pierre-Luc Dubois	1
2018-19	Cam Atkinson	33			
2019-20	Pierre-Luc Dubois	27			

### SHOOTING PERCENTAGE

2008-09	R.J. Umberger	33.3	2016-17	Seven Players	1
2013-14	Jack Johnson	21.4	2017-18	Artemi Panarin	3
2016-17	William Karlsson	16.7	2018-19	Seth Jones	3
2017-18	Oliver Bjorkstrand	33.3	2019-20	Cam Atkinson, Pierre-Luc Dubois	3

### FACE-OFF WINNING PERCENTAGE

2008-09	Manny Malhotra	58.1
2013-14	Mark Leletu	57.4
2016-17	William Karlsson	53.5
2017-18	Brandon Dubinsky	63.0
2018-19	Brandon Dubinsky	56.5
2019-20	Nick Foligno	59.1

### POINTS BY DEFENSEMAN

2008-09	Kris Russell	2
2013-14	Jack Johnson	7
2016-17	Markus Nutivaara, Jack Johnson, Seth Jones	2
2017-18	Seth Jones	5
2018-19	Seth Jones	9
2019-20	Seth Jones	4

### GOALS BY DEFENSEMAN

2008-09	Kris Russell	1
2013-14	Jack Johnson	3
2016-17	Zach Werenski, Jack Johnson, Markus Nutivaara	1
2017-18	Zach Werenski, Seth Jones	1
2018-19	Seth Jones	3
2019-20	Vladislav Gavrikov, Seth Jones	1
	Ryan Murray, Zach Werenski	

### HAT TRICKS

2008-09	-----	0
2013-14	-----	0
2016-17	-----	0
2017-18	-----	0
2018-19	-----	0
2019-20	Pierre-Luc Dubois	1

### MULTI-POINT GAMES

2008-09	Kristian Huselius, Rick Nash	1
	Kris Russell, Raffi Torres	
2013-14	Jack Johnson, Brandon Dubinsky, Ryan Johansen	2
2016-17	Seven Players	1
2017-18	Artemi Panarin	3
2018-19	Seth Jones	3
2019-20	Cam Atkinson, Pierre-Luc Dubois	3



# PLAYOFFS LEADERS

## INDIVIDUAL LEADERS BY SEASON

### MULTI-GOAL GAMES

2008-09	-----	0
2013-14	Matt Calvert	1
2016-17	Cam Atkinson	1
2017-18	Cam Atkinson, Matt Calvert, Nick Foligno	1
2018-19	Artemi Panarin, Alexandre Texier	1
2019-20	Pierre-Luc Dubois	1

### ICE TIME - ALL PLAYERS

2008-09	Fedor Tyutin	23:15
2013-14	Jack Johnson	29:20
2016-17	Seth Jones	26:03
2017-18	Seth Jones	30:37
2018-19	Seth Jones	28:32
2019-20	Seth Jones	32:40

### ICE TIME - FORWARDS

2008-09	Rick Nash	20:51
2013-14	Brandon Dubinsky	20:42
2016-17	Nick Foligno	20:24
2017-18	Cam Atkinson	26:36
2018-19	Artemi Panarin	21:44
2019-20	Nick Foligno	23:00

### GAMES PLAYED BY GOALTENDER

2008-09	Steve Mason	4
2013-14	Sergei Bobrovsky	6
2016-17	Sergei Bobrovsky	5
2017-18	Sergei Bobrovsky	6
2018-19	Sergei Bobrovsky	10
2019-20	Joonas Korpisalo	9

## CAREER LEADERS

### GAMES PLAYED

1.	Boone Jenner	37
	David Savard	37
3.	Cam Atkinson	35
4.	Nick Foligno	34
5.	Oliver Bjorkstrand	31
	Seth Jones	31

### POINTS

1.	Cam Atkinson	26
2.	Seth Jones	20
3.	Pierre-Luc Dubois	19
4.	Artemi Panarin	18
5.	Nick Foligno	16

### GOALS

1.	Cam Atkinson	10
2.	Pierre-Luc Dubois	8
	Boone Jenner	8
4.	Nick Foligno	7
	Artemi Panarin	7

### ASSISTS

1.	Cam Atkinson	16
2.	Seth Jones	15
3.	Pierre-Luc Dubois	11
	Artemi Panarin	11
5.	David Savard	10

### MINUTES PLAYED BY GOALTENDER

2008-09	Steve Mason	239
2013-14	Sergei Bobrovsky	378
2016-17	Sergei Bobrovsky	309
2017-18	Sergei Bobrovsky	415
2018-19	Sergei Bobrovsky	623
2019-20	Joonas Korpisalo	599

### GOALS-AGAINST AVERAGE

2008-09	Steve Mason	4.27
2013-14	Sergei Bobrovsky	3.17
2016-17	Sergei Bobrovsky	3.88
2017-18	Sergei Bobrovsky	3.18
2018-19	Sergei Bobrovsky	2.41
2019-20	Joonas Korpisalo	1.90

### SAVE PERCENTAGE

2008-09	Steve Mason	.878
2013-14	Sergei Bobrovsky	.908
2016-17	Sergei Bobrovsky	.882
2017-18	Sergei Bobrovsky	.900
2018-19	Sergei Bobrovsky	.925
2019-20	Elvis Merzlikins	.946

### WINS

2008-09	-----	0
2013-14	Sergei Bobrovsky	2
2016-17	Sergei Bobrovsky	1
2017-18	Sergei Bobrovsky	2
2018-19	Sergei Bobrovsky	6
2019-20	Joonas Korpisalo	3

### LOSSES

2008-09	Steve Mason	4
2013-14	Sergei Bobrovsky	4
2016-17	Sergei Bobrovsky	4

### PLUS/MINUS RATING

1.	Matt Calvert	10
2.	Markus Nutivaara	5
3.	Matt Duchene	4
	William Karlsson	4
5.	Ryan Dzingel	3
	Scott Harrington	3

### PENALTY MINUTES

1.	Josh Anderson	45
2.	Nick Foligno	28
	Boone Jenner	28
4.	Pierre-Luc Dubois	24
	Brandon Dubinsky	24

### POWER PLAY GOALS

1.	Matt Duchene	3
	Boone Jenner	3
	Zach Werenski	3
4.	Oliver Bjorkstrand	2
	Ryan Johansen	2
	Seth Jones	2
	R.J. Umberger	2

### SHORTHANDED GOALS

1.	Matt Calvert	2
2.	Josh Anderson	1
	Derek MacKenzie	1
	Fedor Tyutin	1

2017-18	Sergei Bobrovsky	4
2018-19	Sergei Bobrovsky	4
2019-20	Joonas Korpisalo	5

### DECISIONS

2008-09	Steve Mason	4
2013-14	Sergei Bobrovsky	6
2016-17	Sergei Bobrovsky	5
2017-18	Sergei Bobrovsky	6
2018-19	Sergei Bobrovsky	10
2019-20	Joonas Korpisalo	8

### SHUTOUTS

2008-09	----	0
2013-14	----	0
2016-17	----	0
2017-18	----	0
2018-19	----	0
2019-20	Joonas Korpisalo	2

### ASSISTS

2008-09	Steve Mason	1
2013-14	----	0
2016-17	----	0
2017-18	----	0
2018-19	----	0
2019-20	Elvis Merzlikins	1

### PENALTY MINUTES

2008-09	----	0
2013-14	----	0
2016-17	----	0
2017-18	----	0
2018-19	----	0
2019-20	----	0

### GAME-WINNING GOALS

1.	Oliver Bjorkstrand	3
2.	Matt Calvert	2
	Matt Duchene	2
	Zach Werenski	2
5.	6 players	1

### OVERTIME GOALS

1.	Matt Calvert	2
2.	Pierre-Luc Dubois	1
	Matt Duchene	1
	Nick Foligno	1
	Artemi Panarin	1

### SHOTS ON GOAL

1.	Boone Jenner	110
2.	Cam Atkinson	105
3.	Seth Jones	77
4.	Zach Werenski	73
5.	Oliver Bjorkstrand	64

### SHOOTING PERCENTAGE

1.	Matt Duchene	27.8
2.	R.J. Umberger	25.0
3.	Artemi Panarin	17.1
4.	William Karlsson	16.7
5.	Matt Calvert	16.2





## CAREER LEADERS

### FACE-OFF WINNING PERCENTAGE (30 OR MORE)

1.	Manny Malhotra	58.1
2.	Derek MacKenzie	57.6
3.	Riley Nash	55.0
4.	Brandon Dubinsky	54.2
5.	William Karlsson	53.5

### POINTS BY DEFENSEMAN

1.	Seth Jones	20
2.	Zach Werenski	13
3.	David Savard	11
4.	Jack Johnson	9
5.	Scott Harrington	4

### GOALS BY DEFENSEMAN

1.	Seth Jones	5
2.	Jack Johnson	4
	Zach Werenski	4
4	7 players	1

### ICE TIME - ALL PLAYERS

1.	Seth Jones	29:52
2.	Jack Johnson	27:46
3.	Zach Werenski	26:58
4.	James Wisniewski	24:45
5.	David Savard	23:38

### ICE TIME - FORWARDS

1.	Artemi Panarin	23:20
2.	Gus Nyquist	21:32
3.	Pierre-Luc Dubois	20:54
4.	Rick Nash	20:52
5.	Cam Atkinson	20:43

### GAMES PLAYED BY GOALTENDER

1.	Sergei Bobrovsky	27
2.	Joonas Korpisalo	9
3.	Steve Mason	4
4.	Elvis Merzlikins	2

### MINUTES PLAYED BY GOALTENDER

1.	Sergei Bobrovsky	1,725
2.	Joonas Korpisalo	599
3.	Steve Mason	239
4.	Elvis Merzlikins	123

### GOALS-AGAINST AVERAGE

1.	Joonas Korpisalo	1.90
2.	Elvis Merzlikins	1.96
3.	Sergei Bobrovsky	3.03
4.	Steve Mason	4.26

### SAVE PERCENTAGE

1.	Elvis Merzlikins	.946
----	------------------	------

2.	Joonas Korpisalo	.941
3.	Sergei Bobrovsky	.908
4.	Steve Mason	.878

### WINS

1.	Sergei Bobrovsky	11
2.	Joonas Korpisalo	3
3.	Elvis Merzlikins	1

### LOSSES

1.	Sergei Bobrovsky	16
2.	Joonas Korpisalo	5
3.	Steve Mason	4
4.	Elvis Merzlikins	1

### DECISIONS

1.	Sergei Bobrovsky	27
2.	Joonas Korpisalo	8
3.	Steve Mason	4
4.	Elvis Merzlikins	2

### SHUTOUTS

1.	Joonas Korpisalo	2
----	------------------	---

### ASSISTS

1.	Steve Mason	1
	Elvis Merzlikins	1

## OVERTIME RESULTS (6-7)

Losses in italics

NO.	DATE	OPPONENT	GAME-WINNING GOAL	ASSIST(S)	GOALTENDER	TIME (OT)	RESULT
1.	Apr. 19, 2014	at Pittsburgh	Matt Calvert	Cam Atkinson, Brandon Dubinsky	Marc-Andre Fleury	1:10 (2nd)	4-3 W
2.	Apr. 23, 2014	Pittsburgh	Nick Foligno	R.J. Umberger, James Wisniewski	Marc-Andre Fleury	2:49 (1st)	4-3 W
3.	Apr. 16, 2017	Pittsburgh	Jake Guentzel	Sidney Crosby	Sergei Bobrovsky	13:10 (1st)	4-5 L
4.	Apr. 12, 2018	at Washington	Artemi Panarin	Ian Cole, Pierre-Luc Dubois	Philipp Grubauer	6:02 (1st)	4-3 W
5.	Apr. 15, 2018	at Washington	Matt Calvert	Zach Werenski, Josh Anderson	Braden Holtby	12:22 (1st)	5-4 W
6.	Apr. 17, 2018	Washington	Lars Eller	Brett Connolly, Devante Smith-Pelley	Sergei Bobrovsky	9:00 (2nd)	2-3 L
7.	Apr. 21, 2018	at Washington	Nicklas Backstrom	Dmitry Orlov, Chandler Stephenson	Sergei Bobrovsky	11:53 (1st)	3-4 L
8.	Apr. 25, 2019	at Boston	Charlie Coyle	Marcus Johansson, Danton Heinen	Sergei Bobrovsky	5:15 (1st)	2-3 L
9.	Apr. 27, 2019	at Boston	Matt Duchene (PP)	Artemi Panarin, Cam Atkinson	Tuukka Rask	3:42 (2nd)	3-2 W
10.	Aug. 6, 2020	Toronto	Pierre-Luc Dubois	Alexandre Texier	Frederik Andersen	18:24 (1st)	4-3 W
11.	Aug. 7, 2020	Toronto	Auston Matthews (PP)	John Tavares, Mitchell Marner	Elvis Merzlikins	13:10 (1st)	3-4 L
12.	Aug. 11, 2020	at Tampa Bay	Brayden Point	Nikita Kucherov, Mikhail Sergachev	Joonas Korpisalo	10:27 (5th)	2-3 L
13.	Aug. 19, 2020	at Tampa Bay	Brayden Point	Nikita Kucherov	Joonas Korpisalo	5:12 (1st)	4-5 L

## STREAKS

### LONGEST WINNING

Overall	4	4/10/19-4/16/19
Home	3	4/14/19-4/30/19
Road	2 (2x)	4/12/18-4/15/18 & 4/10/19-4/12/19

### LONGEST LOSING

Overall	5	4/16/09-4/16/14 4/26/14-4/16/14
Home	3 (3x)	8/7/20-current
Road	4	4/26/14-4/20/17

### LONGEST SHUTOUT STREAK

Overall	103:16	4/16-4/21/09
Home	61:50	4/23-4/28/14
Road	91:40	4/19-4/26/14

### LONGEST SCORELESS STREAK

Overall	144:27	4/16-4/21/09
Home	132:53	5/2/19-8/6/20
Road	123:07	8/11-8/13/20

### MOST CONSECUTIVE GAMES WITHOUT BEING SHUTOUT

Overall	28	4/21/09-5/4/19
Home	14	4/21/09-5/2/19
Road	15	4/16/14-8/2/20

### MOST CONSECUTIVE GAMES SCORING A POWER PLAY GOAL

Overall	4 (2x)	4/21/09-4/19/14 (6g) & 4/10/19-4/16/19 (4g)
Home	3 (2x)	4/14/19-4/30/19 (3g)
Road	3 (3x)	8/11/20-current (3g)

### MOST CONSECUTIVE GAMES ALLOWING A POWER PLAY GOAL

Overall	9	4/16/17-4/23/18 (13g allowed)
Home	7	4/23/14-4/23/18 (7g allowed)
Road	6	4/16/09-4/12/17 (9g allowed)

### MOST CONSECUTIVE GAMES SCORING A SHORTHANDED GOAL

Overall	2	4/16/14-4/19/14
Home	1	4/28/14
Road	2 (2x)	4/21/18-4/10/19

### MOST CONSECUTIVE GAMES ALLOWING A SHORTHANDED GOAL

Overall	2	4/23/18-4/10/19
Home	1 (4x)	8/6/20
Road	1 (3x)	4/25/19



# PLAYOFFS TEAM RECORDS

## SINGLE GAME RECORDS

### GOALS

#### MOST GOALS SCORED

Overall	7	4/16/19 vs. Tampa Bay (7-3 W)
Home	7	4/16/19 vs. Tampa Bay (7-3 W)
Road	5	4/15/18 at Washington (5-4 OTW) 4/12/19 at Tampa Bay (5-1 W)

#### MOST GOALS AGAINST

Overall	6	4/23/09 vs. Detroit (5-6 L) 4/23/18 vs. Washington (3-6 L)
Home	6	4/23/09 vs. Detroit (5-6 L) 4/23/18 vs. Washington (3-6 L)
Road	5	4/20/17 at Pittsburgh (2-5 L) 8/19/20 at Tampa Bay (4-5 OTL)

### SHOTS

#### MOST SHOTS

Overall	63	8/11/20 at Tampa Bay (2-3 5OTL)
Home	46	4/23/14 vs. Pittsburgh (4-3 OTW)
Road	63	8/11/20 at Tampa Bay (2-3 5OTL)

#### MOST SHOTS AGAINST

Overall	88	8/11/20 at Tampa Bay (2-3 5OTL)
Home	53	8/7/20 vs. Toronto (3-4 OTL)
Road	88	8/11/20 at Tampa Bay (2-3 5OTL)

### PENALTIES

#### MOST PENALTY MINUTES

Overall	34	4/18/09 at Detroit (0-4 L); 13 pen.
Home	22	5/2/19 vs. Boston (1-4 L); 7 pen.
Road	34	4/18/09 at Detroit (0-4 L); 13 pen.

#### MOST PENALTY MINUTES AGAINST

Overall	38	4/12/19 at Tampa Bay (5-1 W); 8 pen.
Home	14	4/23/14 vs. Pittsburgh (4-3 OTW); 6 pen.
Road	38	4/12/19 at Tampa Bay (5-1 W); 8 pen.

#### MOST PENALTY MINUTES, BOTH TEAMS

Overall	59	4/12/19 at Tampa Bay (5-1 W); CBJ-21, TBL-38
Home	30	5/2/19 vs. Boston (1-4 L); CBJ-22, BOS-8
Road	59	4/12/19 at Tampa Bay (5-1 W); CBJ-21, TBL-38

#### MOST PENALTIES

Overall	13	4/18/09 at Detroit (0-4 L); 34 PIM
Home	7	4/23/09 vs. Detroit (5-6 L); 14 PIM 5/2/19 vs. Boston (1-4 L); 22 PIM
Road	13	4/18/09 at Detroit (0-4 L); 34 PIM

#### MOST GOALS BOTH TEAMS

Overall	11	4/23/09 vs. Detroit (5-6 L)
Home	11	4/23/09 vs. Detroit (5-6 L)
Road	9	4/15/18 at Washington (5-4 OTW) 8/19/20 at Tampa Bay (4-5 OTL)

#### LARGEST MARGIN OF VICTORY

Overall	4	4/12/19 at Tampa Bay (5-1 W) 4/16/19 vs. Tampa Bay (7-3 W)
Home	4	4/16/19 vs. Tampa Bay (7-3 W)
Road	4	4/12/19 at Tampa Bay (5-1 W)

#### LARGEST MARGIN OF DEFEAT

Overall	4	4/18/09 at Detroit (0-4 L)
Home	3 (3x)	4/23/18 vs. Washington (3-6 L)
Road	4	4/18/09 at Detroit (0-4 L)

#### MOST SHOTS, BOTH TEAMS

Overall	151	8/11/20 at Tampa Bay (3-4 5OTL); CBJ-63, TBL-88
Home	92	8/7/20 vs. Toronto (3-4 OTL) CBJ-39, TOR-53
Road	151	8/11/20 at Tampa Bay (3-4 5OTL); CBJ-63, TBL-88

#### FEWEST SHOTS

Overall	17	8/15/20 vs. Tampa Bay (2-3 L)
Home	17	8/15/20 vs. Tampa Bay (2-3 L)
Road	20	8/4/20 at Toronto (0-3 L)

#### MOST PENALTIES AGAINST

Overall	8	4/12/19 at Tampa Bay (5-1 W); 38 PIM
Home	6	4/23/14 vs. Pittsburgh (4-3 OTW); 14 PIM
Road	8	4/12/19 at Tampa Bay (5-1 W); 38 PIM

#### MOST PENALTIES, BOTH TEAMS

Overall	17	4/18/09 at Detroit (0-4 L); CBJ-13, DET-4
Home	11 (2x)	5/2/19 vs. Boston (1-4 L); CBJ-7, BOS-4
Road	17	4/18/09 at Detroit (0-4 L); CBJ-13, DET-4

#### FEWEST PENALTY MINUTES

Overall	2 (6x)	8/19/20 at Tampa Bay (4-5 OTL); 1 pen.
Home	2 (3x)	8/15/20 vs. Tampa Bay (2-3 L); 1 pen.
Road	2 (3x)	8/19/20 at Tampa Bay (4-5 OTL); 1 pen.

#### FEWEST PENALTY MINUTES AGAINST

Overall	4 (5x)	8/9/20 at Toronto (3-0 W); 2 pen.
Home	4 (2x)	4/16/19 vs. Tampa Bay (7-3 W); 2 pen.
Road	4 (3x)	8/9/20 at Toronto (3-0 W); 2 pen.

#### MOST CONSECUTIVE GOALS

Overall	4 (4x)	8/6/20 vs. Toronto (4-3 OTW)
Home	4 (3x)	8/6/20 vs. Toronto (4-3 OTW) 4/23/14 vs. Pittsburgh (4-3 OTW) 4/16/19 vs. Tampa Bay (7-3 W)
Road	4	4/10/19 at Tampa Bay (4-3 W)

#### MOST CONSECUTIVE GOALS AGAINST

Overall	4 (4x)	8/7/20 vs. Toronto (3-4 OTL)
Home	4	4/28/14 vs. Pittsburgh (3-4 L) 8/7/20 vs. Toronto (3-4 OTL)
Road	4	4/18/09 at Detroit (0-4 L) 4/15/18 at Washington (5-4 OTW)

#### FEWEST SHOTS AGAINST

Overall	24	4/12/19 at Tampa Bay (5-1 W)
Home	22	8/17/20 vs. Tampa Bay (1-2 L)
Road	24	4/12/19 at Tampa Bay (5-1 W)

#### FEWEST SHOTS, BOTH TEAMS

Overall	51 (3x)	8/17/20 vs. Tampa Bay (1-2 L); CBJ-29, TBL-22
Home	51	8/15/20 vs. Tampa Bay (2-3 L); CBJ-27, TBL-24 8/17/20 vs. Tampa Bay (1-2 L); CBJ-29, TBL-22
Road	51	4/12/19 at Tampa Bay (5-1 W) CBJ-27, TBL-24

#### FEWEST PENALTY MINUTES, BOTH TEAMS

Overall	6	4/16/19 vs. Tampa Bay (7-3 W); CBJ-2, TBL-4 8/9/20 at Toronto (3-0 W); CBJ-2, TOR-4
Home	6	4/16/19 vs. Tampa Bay (7-3 W); CBJ-2, TBL-4
Road	6	8/9/20 at Toronto (3-0 W); CBJ-2, TOR-4

#### FEWEST PENALTIES

Overall	1 (6x)	8/19/20 at Tampa Bay (4-5 OTL); 2 PIM
Home	1 (3x)	8/15/20 vs. Tampa Bay (2-3 L); 2 PIM
Road	1 (3x)	8/19/20 at Tampa Bay (4-5 OTL); 2 PIM

#### FEWEST PENALTIES AGAINST

Overall	2 (5x)	8/9/20 at Toronto (3-0 W); 4 PIM
Home	2 (2x)	4/16/19 vs. Tampa Bay (7-3 W); 4 PIM
Road	2 (3x)	8/9/20 at Toronto (3-0 W); 4 PIM

#### FEWEST PENALTIES, BOTH TEAMS

Overall	3	4/16/19 vs. Tampa Bay (7-3 W); CBJ-1, TBL-2 8/9/20 at Toronto (3-0 W) CBJ-1, TOR-2
Home	3	4/16/19 vs. Tampa Bay (7-3 W); CBJ-1, TBL-2
Road	3	8/9/20 at Toronto (3-0 W) CBJ-1, TOR-2





## SINGLE GAME RECORDS (CONT.) POWER PLAY

### MOST POWER PLAY GOALS

Overall	2 (7x)	4/27/19 at Boston (3-2 2OTW); 4 att.
Home	2 (2x)	4/23/14 vs. Pittsburgh (4-3 OTW); 6 att.
Road	2 (5x)	4/27/19 at Boston (3-2 2OTW); 4 att.

### MOST POWER PLAY ATTEMPTS

Overall	6 (3x)	8/19/20 at Tampa Bay (4-5 OTL); 1 PPG
Home	6	4/23/14 vs. Pittsburgh (4-3 OTW); 2 PPG
Road	6 (2x)	8/19/20 at Tampa Bay (4-5 OTL); 1 PPG

### MOST POWER PLAY GOALS AGAINST

Overall	3 (3x)	4/15/18 at Washington (5-4 OTW); 7 att.
Home	3	4/23/09 vs. Detroit (5-6 L); 6 att.
Road	3 (2x)	4/15/18 at Washington (5-4 OTW); 7 att.

### MOST POWER PLAY ATTEMPTS AGAINST

Overall	10	4/18/09 at Detroit (0-4 L); 3 PPG
Home	6 (3x)	5/2/19 vs. Boston (1-4 L); 2 PPG
Road	10	4/18/09 at Detroit (0-4 L); 3 PPG

### HIGHEST POWER PLAY EFFICIENCY (MULTIPLE ATTEMPTS)

Overall	2-of-2	4/23/09 vs. Detroit (5-6 L)
Home	2-of-2	4/23/09 vs. Detroit (5-6 L)
Road	2-of-4 (4x)	4/27/19 at Boston (3-2 2OTW)

### LOWEST POWER PLAY EFFICIENCY

Overall	0-of-5	4/16/09 at Detroit (1-4 L) 4/21/18 at Washington (3-4 OTL)
Home	0-of-4 (6x)	8/15/20 vs. Tampa Bay (2-3 L)
Road	0-of-5	4/16/09 at Detroit (1-4 L) 4/21/18 at Washington (3-4 OTL)

### HIGHEST PENALTY KILLING EFFICIENCY

Overall	6-of-6	4/21/14 vs. Pittsburgh (3-4 L)
Home	6-of-6	4/21/14 vs. Pittsburgh (3-4 L)
Road	5-of-5	8/4/20 at Toronto (0-3 L)

### LOWEST PENALTY KILLING EFFICIENCY

Overall	1-of-3	4/16/14 at Pittsburgh (3-4 L)
Home	3-of-6	4/23/09 vs. Detroit (5-6 L)
Road	1-of-3	4/16/14 at Pittsburgh (3-4 L)

### MOST SHORTHANDED GOALS SCORED

Overall	1 (5x)	4/10/19 at Tampa Bay (4-3 W)
Home	1	4/28/14 vs. Pittsburgh (3-4 L)
Road	1 (4x)	4/10/19 at Tampa Bay (4-3 W)

### MOST SHORTHANDED GOALS AGAINST

Overall	1 (7x)	8/6/20 vs. Toronto (4-3 OTW)
Home	1 (4x)	8/6/20 vs. Toronto (4-3 OTW)
Road	1 (3x)	4/25/19 at Boston (2-3 OTL)

## SINGLE PERIOD RECORDS GOALS

### MOST GOALS SCORED

Overall	4	4/23/09 vs. Detroit, 2nd per. (5-6 L)
Home	4	4/23/09 vs. Detroit, 2nd per. (5-6 L)
Road	3 (3x)	5/4/19 at Boston, 3rd per. (3-4 L)

### MOST GOALS AGAINST

Overall	3 (10x)	8/7/20 vs. Toronto, 3rd per. (3-4 OTL)
Home	3 (5x)	8/7/20 vs. Toronto, 3rd per. (3-6 L)
Road	3 (5x)	5/4/19 at Boston, 3rd per. (3-4 L)

### MOST GOALS, BOTH TEAMS

Overall	6 (2x)	5/4/19 at Boston, 3rd per. (3-4 L); CBJ, 3-3
Home	6	4/23/09 vs. Detroit, 2nd per. (5-6 L); DET, 4-2
Road	6	5/4/19 at Boston, 3rd per. (3-4 L); CBJ 3-3

## FASTEST GOALS

### FASTEST GOAL START OF GAME

Overall	:11	Cam Atkinson - 4/16/17 vs. Pittsburgh (4-5 OTL)
Home	:11	Cam Atkinson - 4/16/17 vs. Pittsburgh (4-5 OTL)
Road	2:39	Pierre-Luc Dubois - 8/11/20 at Tampa Bay (2-3 5OTL)

### FASTEST GOAL START OF PERIOD

Overall	:11	Cam Atkinson - 4/16/17 vs. Pittsburgh, in 1st per. (4-5 OTL)
Home	:11	Cam Atkinson - 4/16/17 vs. Pittsburgh, in 1st per. (4-5 OTL)
Road	:43	Derek Mackenzie - 4/16/14 at Pittsburgh, in 2nd per. (3-4 L)

### FASTEST GOAL START OF OVERTIME

Overall	2:49	Nick Foligno - 4/23/14 vs. Pittsburgh (4-3 OTW)
Home	2:49	Nick Foligno - 4/23/14 vs. Pittsburgh (4-3 OTW)
Road	6:02	Artemi Panarin - 4/12/18 at Washington (4-3 OTW)

### FASTEST GOAL AGAINST START OF GAME

Overall	1:07	Tomas Holmstrom - 4/21/09 vs. Detroit (1-4 L)
Home	1:07	Tomas Holmstrom - 4/21/09 vs. Detroit (1-4 L)
Road	2:12	Jay Beagle - 4/15/18 at Washington (5-4 OTW)

### FASTEST GOAL AGAINST START OF PERIOD

Overall	:16	Barclay Goodrow - 8/17/20 vs. Tampa Bay, in 2nd per. (1-2 L)
Home	:16	Barclay Goodrow - 8/17/20 vs. Tampa Bay, in 2nd per. (1-2 L)
Road	:23	Yanne Gourde - 8/11/20 at Tampa Bay, in 3rd per. (3-4 OTL)

### FASTEST GOAL AGAINST START OF OVERTIME

Overall	5:12	Brayden Point - 8/19/20 at Tampa Bay (4-5 OTL)
Home	13:10 (2x)	Auston Matthews - 8/7/20 vs. Toronto (3-4 OTL)
Road	5:12	Brayden Point - 8/19/20 at Tampa Bay (4-5 OTL)

## PENALTIES

### MOST PENALTY MINUTES

Overall	26	4/18/09 at Detroit, 3rd per. (0-4 L); 9 pen.
Home	12	5/2/19 vs. Boston, 3rd per. (1-4 L); 2 pen.
Road	26	4/18/09 at Detroit, 3rd per. (0-4 L); 9 pen.

### MOST PENALTY MINUTES, BOTH TEAMS

Overall	41	4/12/19 at Tampa Bay, 3rd per. (5-1 W); 7 pen.
Home	22	8/7/20 vs. Toronto, 2nd per. (3-4 OTL); 8 pen.
Road	41	4/12/19 at Tampa Bay, 3rd per. (5-1 W); 7 pen.

### MOST PENALTIES AGAINST

Overall	4 (4x)	8/19/20 at Tampa Bay, 2nd per. (4-5 OTL); 8 PIM
Home	4	8/7/20 vs. Toronto, 2nd per. (3-4 OTL); 11 PIM
Road	4 (3x)	8/19/20 at Tampa Bay, 2nd per. (4-5 OTL); 8 PIM

### MOST PENALTY MINUTES AGAINST

Overall	27	4/12/19 at Tampa Bay, 3rd per. (5-1 W); 4 pen.
Home	11	8/7/20 vs. Toronto, 2nd per. (3-4 OTL); 4 pen.
Road	27	4/12/19 at Tampa Bay, 3rd per. (5-1 W); 4 pen.

### MOST PENALTIES

Overall	9	4/18/09 at Detroit, 3rd per. (0-4 L); 26 PIM
Home	4 (2x)	8/7/20 vs. Toronto, 2nd per. (3-4 OTL); 11 PIM
Road	9	4/18/09 at Detroit, 3rd per. (0-4 L); 26 PIM

### MOST PENALTIES, BOTH TEAMS

Overall	12	4/18/09 at Detroit, 3rd per. (0-4 L); CBJ-9, DET-3
Home	8	8/7/20 vs. Toronto, 2nd per. (3-4 OTL); CBJ-4, TOR-4
Road	12	4/18/09 at Detroit, 3rd per. (0-4 L); CBJ-9, DET-3



# PLAYOFFS TEAM RECORDS

## SINGLE PERIOD RECORDS (CONT.)

### SHOTS

#### MOST SHOTS

Overall	24	8/19/20 at Tampa Bay, 2nd per. (4-5 OTL)
Home	18	4/23/14 vs. Pittsburgh, 2nd per. (4-3 OTW)
Road	24	8/19/20 at Tampa Bay, 2nd per. (4-5 OTL)

#### MOST SHOTS AGAINST

Overall	21 (3x)	5/2/19 vs. Boston, 3rd per. (1-4 L)
Home	21	5/2/19 vs. Boston, 3rd per. (1-4 L)
Road	21 (2x)	4/15/18 at Washington, 3rd per. (5-4 OTW)

#### MOST SHOTS, BOTH TEAMS

Overall	34	5/2/19 vs. Boston, 3rd per. (1-4 L); BOS- 21, CBJ- 13
Home	34	5/2/19 vs. Boston, 3rd per. (1-4 L); BOS-21, CBJ-13

#### MOST SHOTS, BOTH TEAMS (CONT.)

Road	32	8/19/20 at Tampa Bay, 2nd per. (4-5 OTL); CBJ-24, TBL-8
------	----	---

#### FEWEST SHOTS

Overall	2	4/16/09 at Detroit, 3rd per. (1-4 L)
Home	3	8/15/20 vs. Tampa Bay, 3rd per. (2-3 L)
Road	2	4/16/09 at Detroit, 3rd per. (1-4 L)

#### FEWEST SHOTS AGAINST

Overall	1	4/21/18 at Washington, 3rd per. (3-4 L)
Home	3	4/14/19 vs. Tampa Bay, 1st per. (3-1 W)
Road	1	4/21/17 at Washington, 3rd per. (3-4 L)

#### FEWEST SHOTS, BOTH TEAMS

Overall	10	4/16/09 at Detroit, 3rd per. (1-4 L); DET, 8-2
Home	12	8/17/20 vs. Tampa Bay, 2nd per. (1-2 L); CBJ 8-4
Road	10	4/16/09 at Detroit, 3rd per. (1-4 L); DET, 8-2

#### MOST SHOTS IN OVERTIME

37	8/11/20 at Tampa Bay (5OT)
----	----------------------------

#### MOST SHOTS AGAINST IN OVERTIME

47	8/11/20 at Tampa Bay (5OT)
----	----------------------------

#### MOST SHOTS IN OVERTIME, BOTH TEAMS

84	8/11/20 at Tampa Bay (5OT)
----	----------------------------

## INDIVIDUAL PLAYER RECORDS SINGLE GAME

#### MOST GOALS

3	Pierre-Luc Dubois – 8/6/20 vs. Toronto (4-3 OTW)
---	--

#### MOST GOALS - DEFENSEMAN

1	Multiple Players
---	------------------

#### MOST GOALS – ROOKIE

2	Alexandre Texier – 4/16/19 vs. Tampa Bay (7-3 W)
---	--

#### MOST POWER PLAY GOALS

1	Multiple Players
---	------------------

#### MOST ASSISTS

3	Matt Duchene – 4/12/19 at Tampa Bay (5-1 W)
---	---

#### MOST ASSISTS - DEFENSEMAN

2 (9x)	Vladislav Gavrikov – 8/19/20 at Tampa Bay (4-5 OTL)
--------	---

#### MOST ASSISTS – ROOKIE

2	Pierre-Luc Dubois – 4/12/18 at Washington (4-3 OTW)
	Vladislav Gavrikov – 8/19/20 at Tampa Bay (4-5 OTL)

#### MOST POINTS

4	Matt Duchene (1-3-4) 4/12/19 at Tampa Bay (5-1 W)
---	--

#### MOST POINTS - DEFENSEMAN

3	Zach Werenski (1-2-3) 4/15/18 at Washington (5-4 OTW)
---	--

#### MOST POINTS – ROOKIE

2 (4x)	Vladislav Gavrikov – 8/19/20 at Tampa Bay (4-5 OTL); 2a
--------	---

#### MOST SHOTS

9	Brandon Dubinsky – 4/19/14 at Pittsburgh (4-3 OTW); 0g
---	--

#### MOST SHOTS - DEFENSEMAN

7 (4x)	David Savard – 8/11/20 at Tampa Bay (2-3 5OTL); 0g
--------	--

#### MOST SHOTS – ROOKIE

7	Alexandre Texier – 8/11/20 at Tampa Bay (2-3 5OTL); 0g
	Jakub Voracek – 4/23/09 vs. Detroit (5-6 L); 0g

#### MOST PENALTY MINUTES

15	Josh Anderson – 4/12/18 at Washington (5-4 OTW); 2 pen.
----	---

#### MOST PENALTY MINUTES - DEFENSEMAN

12	Mike Commodore – 4/18/09 vs. Detroit (0-4 L); 2 pen.
----	--

#### MOST PENALTY MINUTES – ROOKIE

6	Jakub Voracek – 4/18/09 at Detroit (0-4 L); 3 pen.
---	--

#### HIGHEST PLUS/MINUS

+3	Cam Atkinson – 8/6/20 vs. Toronto (4-3 OTW)
	Artemi Panarin & Matt Duchene – 4/16/19 vs. Tampa Bay (7-3 W)
	Josh Anderson & William Karlsson – 4/18/17 vs. Pittsburgh (5-4 W)

#### HIGHEST PLUS/MINUS - DEFENSEMAN

+2 (13x)	Seth Jones & Zach Werenski – 8/9/20 vs. Toronto (3-0 W)
----------	---

#### HIGHEST PLUS/MINUS – ROOKIE

+2	Alexandre Texier – 8/6/20 vs. Toronto (4-3 OTW)
	Gabriel Carlsson & Markus Nufvaara 4/18/17 vs. Pittsburgh (5-4 W)
	Aaron Rome – 4/23/09 vs. Detroit (5-6 L)

#### LOWEST PLUS/MINUS

-4	Cam Atkinson – 4/23/18 vs. Washington (3-6 L)
----	---

#### MOST ICE TIME – FORWARD (REG. GAME)

25:39	Artemi Panarin – 4/23/18 vs. Washington (3-6 L)
-------	---

#### MOST ICE TIME – DEFENSEMAN (REG. GAME)

30:47	Jack Johnson – 4/28/14 vs. Pittsburgh (3-4 L)
-------	---

#### MOST ICE TIME – FORWARD (OT GAME)

50:09	Nick Foligno – 8/11/20 at Tampa Bay (2-3 5OTL)
-------	--

#### MOST ICE TIME – DEFENSEMAN (OT GAME)

65:06*	Seth Jones – 8/11/20 at Tampa Bay (2-3 5OTL)
--------	--

#### MOST FACE-OFFS WON

21	Boone Jenner – 8/11/20 at Tampa Bay (2-3 5OTL)
----	--

#### MOST SAVES BY A GOALTENDER

85*	Joonas Korpi – 8/11/20 at Tampa Bay (2-3 5OTL)
-----	--

\* NHL Record





## STREAKS

### CONSECUTIVE GAMES PLAYED

37 Boone Jenner, 4/16/14 - current  
David Savard, 4/16/14 - 8/19/20

### CONSECUTIVE GAMES WITH GOALS

3 Matt Duchene, 4/12-4/16/19; 3g  
Jack Johnson, 4/16-4/21/14; 3g  
Boone Jenner, 4/21-4/26/14; 3g

### CONSECUTIVE GAMES WITH ASSISTS

4 Seth Jones, 4/14-4/27/19; 6a  
Zach Werenski, 4/10-4/16/19; 4a  
Ryan Johansen, 4/19-4/26/14; 4a  
Brandon Dubinsky, 4/16-4/23/14; 5a

### CONSECUTIVE GAMES WITH POINTS

6 Artemi Panarin, 4/10-4/27/19; 5g, 4a

### MOST CONSECUTIVE GAMES WITH SHOT ON GOAL

30 Cam Atkinson, 4/19/14 - 8/7/20; 98 shots

### MOST CONSECUTIVE GAMES PLAYED - GOALTENDER

27 Sergei Bobrovsky, 4/16/14 - 5/6/19

### MOST CONSECUTIVE GAMES STARTED - GOALTENDER

27 Sergei Bobrovsky, 4/16/14 - 5/6/19

### CONSECUTIVE WINS - GOALTENDER

4 Sergei Bobrovsky, 4/10-4/16/19

### CONSECUTIVE GAMES UNBEATEN - GOALTENDER

4 Sergei Bobrovsky, 4/10-4/16/19

### LONGEST SHUTOUT STREAK

110:04 Joonas Korpi, 8/11/20

### MOST CONSECUTIVE GAMES WITH SV% ABOVE .900

7 Sergei Bobrovsky, 4/12-5/2/19

### MOST CONSECUTIVE GAMES WITH 30 OR MORE SAVES

4 Joonas Korpi, 8/9-8/15/20 (185 saves)

### MOST CONSECUTIVE STARTS ALLOWING THREE GOALS OR LESS

8 Joonas Korpi, 8/2 - 8/17/20

## FIRST GAME

**HOME** 4/21/09 vs. Detroit (1-4 L)  
**AWAY** 4/16/09 at Detroit (1-4 L)

## FIRST PLAYOFF GAME ROSTER

### 4/16/09 AT DETROIT

NO.	PLAYER	POSITION
1	Steve Mason	Goaltender
3	Marc Methot	Defense
8	Jan Hejda	Defense
10	Kris Russell	Defense
14	Raffi Torres	Left Wing
18	R.J. Umberger	Center
19	Micahel Peca	Center
20	Kristian Huselius	Left Wing
22	Mike Commodore	Defense
25	Jason Chimera	Left Wing
27	Manny Malhotra	Center
29	Jason Williams	Center
33	Fredrik Modin	Left Wing
34	Wade Dubielewicz	Goaltender
40	Jared Boll	Right Wing
50	Antoine Vermette	Center
51	Fedor Tyutin	Defense
61	Rick Nash	Left Wing
93	Jakub Voracek	Right Wing
97	Rotislav Klesla	Defense

## FIRST STARTING LINEUP

**Center:** Manny Malhotra  
**Left Wing:** Kristian Huselius  
**Right Wing:** Rick Nash  
**Defense:** Jan Hejda  
**Defense:** Mike Commodore  
**Goaltender:** Steve Mason

### FIRST WIN

**Home** 4/23/14 vs. Pittsburgh (4-3, OT)  
**Road** 4/19/14 at Pittsburgh (4-3, 2OT)

### FIRST LOSS

**Home** 4/21/09 vs. Detroit (1-4)  
**Road** 4/16/09 at Detroit (1-4)

### FIRST OVERTIME WIN

**Home** 4/23/14 vs. Pittsburgh (4-3, OT)  
**Road** 4/19/14 at Pittsburgh (4-3, 2OT)

### FIRST OVERTIME LOSS

**Home** 4/16/17 vs. Pittsburgh (5-4, OT)  
**Road** 4/21/18 at Washington (3-4, OT)

### FIRST GOAL

**Home** R.J. Umberger (Rick Nash, Jason Williams), at 16:07 of 3rd period vs. Detroit's Chris Osgood on 4/21/09 (1-4 L)  
**Road** R.J. Umberger (Jakub Voracek) at 11:40 of 2nd period at Detroit's Chris Osgood on 4/16/09 (1-4 L)

### FIRST GOAL AGAINST

**Home** Thomas Holmstrom (Marian Hossa) at 1:07 of 1st period against Steve Mason vs. Detroit on 4/21/09 (1-4 L)  
**Road** Jiri Hudler (Valterri Filppula, Mikael Samuelsson) at 10:48 of 2nd period against Steve Mason at Detroit on 4/16/09 (3-4 L)

### FIRST GOAL BY DEFENSEMAN

**Home** Kris Russell (Raffi Torres) at 15:45 of 2nd period vs. Detroit's Chris Osgood on 4/21/09 (1-4 L)  
**Road** Jack Johnson (Brandon Dubinsky) at 6:20 of 1st period at Pittsburgh's Marc-Andre Fleury on 4/16/14 (3-4 L)

### FIRST POWER PLAY GOAL

**Home** R.J. Umberger (Rick Nash, Jason Williams), at 16:07 of 3rd period vs. Detroit's Chris Osgood on 4/21/09 (1-4 L)  
**Road** Mark Letestu (Jack Johnson, Boone Jenner) at 17:58 of 1st period at Pittsburgh's Marc-Andre Fleury on 4/16/14 (3-4 L)

### FIRST SHORTHANDED GOAL

**Home** Fedor Tyutin (Matt Calvert, Jack Johnson), at 10:21 of 3rd period vs. Pittsburgh's Marc-Andre Fleury on 4/28/14 (3-4 L)  
**Road** Derek MacKenzie (unassisted) at 0:43 of the 2nd period at Pittsburgh's Marc-Andre Fleury on 4/16/14 (3-4 L)

### FIRST GAME-WINNING GOAL

**Home** Nick Foligno at 2:49 of overtime on 4/23/14 vs. Pittsburgh's Marc-Andre Fleury (4-3 OTW)  
**Road** Matt Calvert at 21:10 of overtime on 4/19/14 at Pittsburgh's Marc-Andre Fleury (4-3 2OTW)



## FIRST EMPTY NET GOAL

**Home** Cam Atkinson vs. Tampa Bay on 4/14/19 (3-1 W)  
**Road** Alexander Wennberg at Toronto on 8/2/20 (2-0 W)

## FIRST FACEOFF

Manny Malhotra vs. Detroit's Henrik Zetterberg on 4/16/09 (won) (1-4 L)

## FIRST SHOT ON GOAL

Rotislav Klesla at 0:30 of 1st period at Detroit on 4/16/09 (1-4 L)

## FIRST MINOR PENALTY

Antoine Vermette at 4:39 of 1st period at Detroit on 4/16/09 (Goaltender Interference) (1-4 L)

## FIRST MAJOR PENALTY

Josh Anderson at 17:23 of 1st period at Washington on 4/12/18 (Boarding) (4-3 OTW)

## FIRST MISCONDUCT PENALTY

Mike Commodore at 11:21 of 3rd period at Detroit on 4/16/09 (10-minute) (1-4 L)

## FIRST GOALTENDER WIN

**Home** Sergei Bobrovsky, 22 saves vs. Pittsburgh on 4/23/14 (4-3 OTW)  
**Road** Sergei Bobrovsky, 39 saves at Pittsburgh on 4/19/14 (4-3 2OTW)

## FIRST GOALTENDER LOSS

**Home** Steve Mason, 22 saves vs. Detroit on 4/21/09 (1-4 L)  
**Road** Steve Mason, 30 saves at Detroit on 4/16/09 (1-4 L)

## FIRST SHUTOUT WIN

**Home** -  
**Road** Joonas Korpi, 28 saves at Toronto on 8/2/20 (2-0 W)

## FIRST SHUTOUT AGAINST

**Home** Tuukka Rask, 39 saves vs. Boston on 5/6/19 (0-3 L)  
**Road** Chris Osgood, 25 saves at Detroit on 4/18/09 (0-4 L)

## FIRST MULTI-POINT GAME

**Home** Kristian Huselius (1g, 1a), Rick Nash (1g, 1a), Kris Russell (1g, 1a) & Raffi Torres (2a) vs. Detroit on 4/23/09 (5-6 L)  
**Road** Jack Johnson (1g, 1a) at Pittsburgh on 4/16/14 (3-4 L)

## FIRST TWO-GOAL GAME

**Home** Cam Atkinson vs. Pittsburgh on 4/16/17 (4-5 OTL); 2g  
**Road** Matt Calvert at Pittsburgh on 4/19/14 (4-3 2OTW); 2g

## FIRST TWO-ASSIST GAME

**Home** Raffi Torres vs. Detroit on 4/23/09 (5-6 L); 2a  
**Road** David Savard at Pittsburgh on 4/19/14 (4-3 OTW); 2a

## FIRST HAT TRICK

**Home** Pierre-Luc Dubois vs. Toronto on 8/6/20 (4-3 OTW); 3g  
**Road** -

## FIRST HAT TRICK AGAINST

**Home** Evgeni Malkin vs. Pittsburgh on 4/28/14 (3-4 L); 3g  
**Road** -

## FIRST THREE-POINT GAME

**Home** Pierre-Luc Dubois vs. Tampa Bay on 4/16/19 (7-3 W); 1g, 2a  
**Road** Artemi Panarin at Washington on 4/12/18 (4-3 OTW); 1g, 2a

## FIRST THREE-ASSIST GAME

**Home** -  
**Road** Matt Duchene at Tampa Bay on 4/12/19 (5-1 W)

## FIRST FOUR-POINT GAME

**Home** -  
**Road** Matt Duchene at Tampa Bay on 4/12/19 (5-1 W); 1g, 3a

## FIRST FIVE-POINT GAME

**Home** -  
**Road** -

## FIRST PENALTY SHOT

**Home** Boone Jenner vs. Boston on 5/2/19 (1-4 L); unsuccessful  
**Road** -

## FIRST PENALTY SHOT AGAINST

**Home** -  
**Road** -







# TEAM HISTORY





## JOHN H. MCCONNELL

### Founder

John H. McConnell was the Columbus Blue Jackets' majority owner, chairman and governor. A highly respected business leader, philanthropist and founder of Worthington Industries, he passed away on April 25, 2008 at the age of 84.

Mr. McConnell, who was born on May 10, 1923, in

Pughtown, West Virginia, was the son of a steel worker and grew up during the Great Depression. He served aboard the U.S.S. Saratoga during World War II and married his high school sweetheart, Peggy Rardin, upon discharge from the Navy. He then used the GI Bill to enter Michigan State University, where he studied business and played football.

While working for Weirton Steel Corp., Mr. McConnell identified a niche in the industry for custom steel processing services. He used his 1952 Oldsmobile as collateral for a loan and, in 1955, launched Worthington Industries and the steel processing industry. Today, the company he founded in Columbus is traded on the New York Stock Exchange and employs 12,000 people in 84 facilities in 11 countries. It has annual sales of approximately \$3.5 billion.

He served as chairman until 1996 and retired from the board in 2002. Although he stepped down from a formal leadership role in the company, Mr. McConnell's leadership style, which has been included in the business curriculum at Harvard University and praised by management guru Tom Peters, still drives the company's culture. That philosophy, based on the Golden Rule: "We treat our customers, employees, investors and suppliers as we would like to be treated," is the subject of Mr. McConnell's 2004 book, "Our Golden Rule."

Through his humanitarian and community efforts, Mr. McConnell became widely recognized as one of Columbus' most generous citizens. His charitable contributions led to the McConnell



Heart Hospital at Riverside Hospital, which provides treatment and prevention services for heart-related illnesses. The more than \$15 million donation to develop the hospital was the largest gift ever received by Riverside Hospital or its parent company, OhioHealth.

In 1997, Mr. McConnell led a group of investors to bring the National Hockey League to Columbus. The Blue Jackets played their first game in September 2000. The arrival of the team brought an influx of development and community pride to Columbus. Before the team even took the ice, he made sure the Blue Jackets organization would serve its community in other ways, too. The Columbus Blue Jackets Foundation was established in March of 2000 to help improve the quality of life throughout central Ohio.

Mr. McConnell also was one of the early investors in the Columbus Crew Major League Soccer franchise and previously was a minority owner of the Pittsburgh Pirates baseball club and the Columbus Destroyers Arena Football League team.

Through his work ethic, business acumen, philanthropy, sense of community and genuine desire to do the right thing for his customers, employees and community, Mr. McConnell established himself as a leader, not only in Columbus, but also throughout the steel industry and the business world.

In September 2008, Mr. McConnell posthumously received from the United States Navy Memorial the Lone Sailor Award, "which is given to Sea Service veterans who have excelled with distinction in their respective careers while exemplifying the core values of Honor, Courage and Commitment." He had previously been named Chief Executive Officer of the Year by Financial World magazine, while Industry Week magazine recognized him for Excellence in Management. He was the recipient of the Horatio Alger Award and the National Football Foundation Gold Medal Award. He received the 33rd degree Scottish Rite Mason, the Ohio Governor's Award and the Michigan State University Outstanding Alumni Award. He was inducted into the Junior Achievement National Business Hall of Fame, the Central Ohio Business Hall of Fame and the Columbus Hall of Fame.







## TEAM QUICK FACTS

National Hockey League Franchise Awarded:.....June 25, 1997  
 Inaugural Season: ..... 2000-01  
 Team Colors:..... Union Blue, Goal Red, Capital Silver  
 Home Arena (capacity):..... Nationwide Arena (18,144)  
 Practice Facility: ..... OhioHealth Ice Haus (located at Nationwide Arena); (614) 246-3380  
 Minor League Affiliates: ..... Cleveland Monsters (AHL)  
 Team Digital Properties:.....BlueJackets.com; Facebook.com/BlueJacketsNHL; Twitter.com/BlueJacketsNHL  
 ..... Instagram.com/BlueJacketsNHL; YouTube.com/BlueJacketsNHL  
 ..... TikTok.com/@BlueJacketsNHL  
 Television Affiliate:.....Bally Sports Ohio  
 Flagship Radio Stations: ..... Sports Radio 97.1 The Fan and Columbus Alternative 105.7 FM

## HISTORY BEHIND THE NAME

The Blue Jackets’ name pays homage to Ohio’s contributions to American history and the great pride and patriotism exhibited by its citizens, especially during the Civil War as both the state of Ohio and the city of Columbus were significantly influential on the Union

Army. Ohio contributed more of its population to the Union Army than any other state, while many of the uniforms worn by the Union soldiers were manufactured in Columbus.

## THE COLORS

The Blue Jackets’ colors help define the team and tell its story. The colors consist of Union Blue, Goal Red and Capital Silver. Union Blue represents the color worn by the Union Army, while Goal Red

references the most exciting moment in hockey and Capital Silver is reflected in the star on the logo, which signifies Columbus as the capital of Ohio.

## THE LOGOS



### PRIMARY LOGO

The club’s primary logo is inspired by the state flag of Ohio, with its unique pennant shape, red, white & blue colors and white stars, in the shape of the letter C. That image overlays the familiar Blue Jackets’ star.

The official state flag of Ohio, called the Ohio burgee, is based upon the pennant used by the Ohio cavalry from 1862-65. Ohio’s is the only American state flag that is not shaped in a rectangle.



### SECONDARY LOGO

The Blue Jackets new secondary logo was introduced in the summer of 2015. The mark is similar to the club’s current third jersey logo as the team name “Columbus Blue Jackets” encircles the cannon in a ribbon inspired by Civil War medals while a single star centered at the bottom of the crest signifies Columbus as Ohio’s capital. The difference is the logo is comprised of the club’s primary colors – Union

Blue, Goal Red, Capital Silver and White. It replaces the secondary logo that entailed the blue Union Army cap that features two crossed hockey sticks lying on a red with white trim background surrounded by a blue with silver trim oval containing two stars anchoring the words “Columbus Blue Jackets” that was unveiled in 2003.



### THIRD JERSEY LOGO

The Blue Jackets introduced their third jersey logo in 2010. The mark reinforces the connection between the team name and its Civil War heritage, depicting the hockey club’s signature 1857 Napoleon cannon that fires each time the Blue Jackets score at

Nationwide Arena. The team name “Columbus Blue Jackets” encircles the cannon in a ribbon inspired by Civil War medals, while a single star centered at the bottom of the crest signifies Columbus as Ohio’s capital.



# FRANCHISE TIMELINE

**Nov. 1, 1996** – Columbus Hockey Limited, a partnership formed by five investors interested in attracting a National Hockey League expansion team to Columbus, Ohio, submits an application and a \$100,000 fee to the NHL office.

**Jan. 13, 1997** – Columbus Hockey Limited makes a formal presentation to the NHL in New York.

**May 31, 1997** – Nationwide Insurance announces plans to privately finance a \$150 million arena in downtown Columbus.

**June 25, 1997** – The NHL awards the city of Columbus an expansion franchise along with Nashville, Tenn., Atlanta, Ga., and St. Paul, Minn.

**Nov. 11, 1997** – Team officials announce that the name of the franchise will be the Blue Jackets, celebrating patriotism, pride and the rich Civil War history in the state of Ohio and, more specifically, the city of Columbus.

**Feb. 11, 1998** – Doug MacLean, who led Florida to the 1996 Stanley Cup Final as the team's head coach, is named general manager of the Blue Jackets. Shortly after, he would also accept the role as the organization's president.

**May 26, 1998** – Ground is broken in downtown Columbus on the site of Nationwide Arena, future home of the Blue Jackets.

**July 13, 1998** – Jim Clark is named assistant general manager of the Blue Jackets.

**Feb. 9, 1999** – The Columbus Blue Jackets Fan Preview Center opens. The state-of-the-art, interactive marketing facility is aimed at enhancing season ticket sales by simulating the Nationwide Arena experience to fans.

**Feb. 25, 1999** – Don Boyd is named the director of amateur scouting for the Jackets.

**Sept. 30, 1999** – The Syracuse Crunch of the American Hockey League is named the minor-league affiliate of the Columbus Blue Jackets.

**Oct. 14, 1999** – The team unveils its home and road jerseys with Mike Emrick, television voice of the New Jersey Devils, presiding over the event. Over 4,000 enthusiastic fans attend the unveiling at the Easton Town Center.



**Mar. 29, 2000** – The team announces the formation of the Columbus Blue Jackets Foundation, a grant-making public charity that will orchestrate the team's community development and fund-raising programs.

**May 1, 2000** – Team officials meet with NHL executives in New York and it is determined that the Blue Jackets have met all requirements for admission into the league, including the sale of over 12,000 season tickets. As a recognized franchise, the Blue Jackets may now officially actively participate in all NHL-related matters.

**May 4, 2000** – The Blue Jackets sign the first player in the history of the organization, Niagara University goaltender Greg Gardner.

**May 11, 2000** – The Blue Jackets negotiate the first trade in the history of the organization, sending their fourth and ninth round picks in the 2000 NHL Entry Draft to the New York Islanders for forward Chris Nielsen.

**June 23, 2000** – The Blue Jackets and Minnesota Wild participate in the 2000 Expansion Draft in Calgary, Alberta.

**June 24 - 25, 2000** – The Blue Jackets select 11 players in their first Entry Draft at the Saddledome in Calgary, Alberta. With the first pick in team history, the club tabs Brampton Battalion defenseman Rostislav Klesla with the fourth overall pick.

**July 3 - 4, 2000** – Columbus makes its first significant splash in the free agent market by signing defenseman Lyle Odelein and goaltender Ron Tugnutt on back-to-back days.

**July 5, 2000** – The Blue Jackets name former Calgary Flames and Team Canada bench boss Dave King as the first head coach in team history. Shortly thereafter, Newell Brown is named associate coach, Gerard Gallant assistant coach and Rick Wamsley goaltending coach.

**Sept. 8, 2000** – The Blue Jackets open their training camp at the CoreComm Ice Haus, the only practice facility in the NHL housed where the team plays its games.

**Sept. 8-9, 2000** – The grand opening of Nationwide Arena takes place and features a pair of sold out concerts by country music superstars Tim McGraw and Faith Hill.

**Sept. 15, 2000** – Columbus plays its first preseason game at Mellon Arena in Pittsburgh. The Penguins defeat the Blue Jackets 3-2. Martin Spanhel scores the "unofficial" first goal in team history.

**Oct. 7, 2000** – Welcome to the NHL, Columbus! The Blue Jackets jump out to a 3-0 first period lead, but suffer a 5-3 loss to the Chicago Blackhawks before a sellout crowd of 18,136 in their inaugural NHL game. Bruce Gardiner scores the first goal in team history at 7:34 of the first period.



**Oct. 12, 2000** – Kevyn Adams scores two goals, including the game-winner at 4:13 of the second period, as the Blue Jackets post the first win in franchise history with a 3-2 victory over the Calgary Flames at the Pengrowth Saddledome.

**Oct. 27, 2000** – Marc Denis makes 32 saves to lead the Blue Jackets to a 3-1 win over the Washington Capitals. The win is the first in club history at Nationwide Arena.

**Dec. 18, 2000** – Ron Tugnutt makes 27 saves to record the first shutout in team history in a 2-0 win over the Canadiens at the Molson Centre in Montreal.

**Feb. 10, 2001** – Geoff Sanderson collects the first hat trick in club history as he scores all three goals in a 3-1 win over Nashville at Nationwide Arena.

**Mar. 19, 2001** – David Vyborny becomes the first rookie in NHL history to score a pair of penalty shot goals in one season when he beats Nashville's Tomas Vokoun. He also scored on Chicago's Robbie Tallas on Oct. 15.

**Mar. 24, 2001** – Espen Knutsen sets a club record for assists and points in a game with five in a 6-4 win over the Calgary Flames at Nationwide Arena.

**Apr. 8, 2001** – Ron Tugnutt makes 29 saves to beat the Chicago Blackhawks 4-3 in overtime and picks up his 22nd win of the season to set a new NHL record for wins by a goaltender on an expansion team.

**June 23 - 24, 2001** – The Blue Jackets select 11 players, including Montreal Rocket goaltender Pascal Leclaire with the eighth overall pick, at the 2001 Draft at National Car Rental Center in Sunrise, Fla.

**July 6, 2001** – The Blue Jackets name assistant general manager Jim Clark executive vice-president and assistant general manager, Bob Strumm director of pro scouting and Paul Castron assistant director of amateur scouting.

**Sept. 16, 2001** – The Blue Jackets hold a "Red, White & Blue" scrimmage at Nationwide Arena to raise money for victims of the 9/11 tragedies. Members of the Columbus Police and Fire Department hockey teams collect nearly \$35,000 at the event.

**Oct. 4 - 8, 2001** – The Blue Jackets are fit to be tied as the club opens its second NHL season with three consecutive ties. Columbus battles St. Louis to a 3-3 tie at Nationwide Arena on Oct. 4 and then comes away with 3-3 and 2-2 stalemates in a home-and-home series against Philadelphia.





**Nov. 21, 2001** – Columbus plays the first game in team history that ends in a scoreless tie following regulation play. However, Luc Robitaille's goal at 4:17 of overtime gives Detroit a 1-0 win. Columbus would suffer a similar fate vs. Nashville on Feb. 9.

**Feb. 2, 2002** – Espen Knutsen becomes the first player to represent the Blue Jackets at the NHL All-Star Game. He tallies a goal and an assist to help the World Team to an 8-5 win over the North American squad at the STAPLES Center in Los Angeles. He is also the first native of Norway to play in the game.

**Feb. 8, 2002** – David Vyborny's third period goal lifts the Blue Jackets past league-leading Detroit and gives Columbus its first-ever win at Joe Louis Arena. The loss was one of just seven suffered by the eventual Stanley Cup champions at home.

**Mar. 16, 2002** – Brittanie Cecil, 13, is struck by a deflected puck while attending the Blue Jackets game against the Calgary Flames at Nationwide Arena. She dies two days later, becoming the first fan fatality in the NHL's 85-year history. The Blue Jackets honor her memory by wearing a heart shaped decal with her initials "BNC" on their helmets for the remainder of the season.

**March 23 - 24, 2002** – The Blue Jackets host the Seventh Annual Willie O'Ree All-Star Weekend, which features kids ages 10-12 who are participants in the NHL Diversity Task Force™ program. The game on Mar. 24 draws a record crowd in excess of 4,000 fans at Nationwide Arena.

**Apr. 12, 2002** – The Blue Jackets beat the Atlanta Thrashers 5-4 in overtime in the final home game of the 2001-02 season. The 18,136 fans in attendance mark the club's 56th consecutive sellout at Nationwide Arena.

**June 17, 2002** – Assistant Director of Amateur Scouting Paul Castron is named director of player development for the Blue Jackets.

**June 22, 2002** – The Blue Jackets, who are expected to select third overall at the 2002 Draft at Air Canada Centre in Toronto, trade up to get the first overall pick and use it to select London Knights left wing Rick Nash.



**June 22 - 23, 2002** – An active draft weekend finds the Blue Jackets making five trades and selecting 13 players at the 2002 Draft at Air Canada Centre in Toronto.

**June 27, 2002** – The Blue Jackets' arrival in Columbus is voted the top moment in Columbus sports history by fans, it is announced at "Columbus Celebrates Sports," a fund-raising event hosted by the Greater Columbus Convention and Visitor's Bureau to kick off the newly formed Columbus Sports Commission.

**July 17, 2002** – Gord Murphy is named assistant coach of the Blue Jackets.

**Sept. 16, 2002** – For the first time, the Blue Jackets conduct a portion of training camp outside Columbus, traveling to Cahill Stadium in Summerside, PEI, Canada for five days of practices and scrimmages.

**Oct. 10, 2002** – The Blue Jackets win their season and home-opensers for the first time in club history, beating the Chicago Blackhawks 2-1 at Nationwide Arena. Rick Nash becomes the eighth first-overall NHL draft pick, and first since Eric Lindros in 1991, to score a goal in his first NHL game.

**Oct. 19, 2002** – Columbus' home sellout streak of 58 consecutive games is snapped as a crowd of 17,424 is on hand to watch the Blue Jackets beat Florida 4-1 at Nationwide Arena. The streak began on Jan. 27, 2001 vs. Anaheim and ended on Oct. 14, 2002 vs. Phoenix.

**Jan. 7, 2003** – The Jackets fire Head Coach Dave King. President and General Manager Doug MacLean replaces him as interim head coach for the remainder of the season.

**Jan. 8 - 11, 2003** – Columbus posts three-straight road wins for the first time in team history, beating Minnesota (2-1 on Jan. 8), Vancouver (3-2 on Jan. 10) and Calgary (7-2 on Jan. 11) in Doug MacLean's first three games behind the bench.

**Feb. 1, 2003** – Rick Nash and Rostislav Klesla play in the Topps/NHL YoungStars Game during NHL All-Star Weekend in Sunrise, Fla. Nash posts 2-1-3 in the game.

**Feb. 2, 2003** – Ray Whitney becomes the second Blue Jacket to play in the NHL All-Star Game and tallies 0-1-1 to help the Western Conference to a 6-5 win at the Office Depot Center in Sunrise, Fla.

**Mar. 20, 2003** – Tyler Wright scores three goals in a 4-3 OT win vs. Toronto to become the first player in Blue Jackets history to record two hat tricks in a season. He also scored three times in a 5-1 win vs. Los Angeles on Oct. 27, 2002.

**Mar. 29, 2003** – Geoff Sanderson becomes the first player in team history to score four goals in a game in a 6-4 win at Calgary. Sanderson adds an assist and Andrew Cassels tallies 1-4-5 as each ties the club record for points in a game.

**Apr. 4, 2003** – During the third period vs. Detroit, Marc Denis breaks the NHL single season record for minutes played by a goaltender (4,433 by New Jersey's Martin Brodeur in 1995-96). He finishes the season with a new standard of 4,511.

**June 6, 2003** – The Blue Jackets announce that Doug MacLean will remain as the club's head coach.

**June 21 - 22, 2003** – Columbus selects 10 players, including right wing Nikolai Zherdev with the fourth overall pick, at the 2003 Draft at the Gaylord Entertainment Center in Nashville, Tenn. Parma native Dan Fritsche becomes the first Ohio-born player drafted by the Blue Jackets when the club selects him in the second round, 46th overall.

**Oct. 9, 2003** – The Blue Jackets open on the road for the first time in club history, suffering a 2-1 defeat against the Atlanta Thrashers.

**Oct. 11 - 16, 2003** – Marc Denis makes 25 saves as the Blue Jackets post their first shutout in a home opener with a 5-0 win against the New York Rangers. Coupled with wins against Vancouver and Chicago, the Blue Jackets open the season 3-0 at Nationwide Arena.

**Oct. 13, 2003** – The Blue Jackets' "Third Jersey" is unveiled during a ceremony outside of Nationwide Arena. Later that night, the Blue Jackets defeat the Vancouver Canucks 3-2 in their first game wearing the "Third Jersey."

**Jan. 1, 2004** – Gerard Gallant takes over as interim head coach after Doug MacLean relinquishes the role of head coach. A day later, Gallant wins his debut with a 2-0 victory at Tampa Bay.

**Feb. 6, 2004** – Nikolai Zherdev represents the Blue Jackets in the NHL YoungStars Game during the NHL All-Star Game Weekend in St. Paul, MN. Zherdev records a goal and an assist in the game.

**Feb. 7, 2004** – Nineteen-year old Rick Nash plays in the NHL All-Star Game for the Western Conference at the Excel Energy Center in St. Paul, MN. Nash is the first teenager to play in the game in 12 years and youngest to play in the game since 1986.

**Feb. 20, 2004** – For the first time in franchise history, all four of the Blue Jackets' first round picks play in the same game. Rostislav Klesla, Pascal Leclaire, Rick Nash and Nikolai Zherdev play as the Jackets lose 3-2 at Phoenix in Leclaire's first-ever NHL game.

**Mar. 21 - 27, 2004** – The Blue Jackets tie a team record with four consecutive victories culminated by a 3-2 overtime victory at Nashville on Mar. 27. The streak included wins at Vancouver, and home victories against Minnesota and Anaheim.

**Apr. 3, 2004** – Rick Nash nets his 41st goal of the season in the Blue Jackets' final game of the season. Nash finishes the season tied with Atlanta's Ilya Kovalchuk and Calgary's Jarome Iginla for the NHL lead in goals, netting him a share of the Maurice "Rocket" Richard Trophy. He becomes the youngest player in NHL history to lead the League in goals. The Jackets defeated the Detroit Red Wings 4-1 at Joe Louis Arena.

**June 25, 2004** – The Blue Jackets announce that Gerard Gallant will remain as head coach. Former University of North Dakota Head Coach Dean Blais is named associate coach.

**June 26 - 27, 2004** – The Blue Jackets select 11 players, including Lewiston's Alexandre Picard with the eighth overall pick at the 2004 Draft at RBC Center in Raleigh, N.C.

**Aug. 20 - 29, 2004** – Team USA holds its training camp for the 2004 World Cup of Hockey at Nationwide Arena, including pre-tournament games against Team Canada and Team Russia.

**Sept. 15, 2004** – The Collective Bargaining Agreement between the National Hockey League and the National Hockey League Players' Association expires. NHL Commissioner Gary Bettman announces that the league will not resume play until a new CBA is reached.



# FRANCHISE TIMELINE

**Feb. 16, 2005** – NHL Commissioner Gary Bettman announces that due to the lack of a new Collective Bargaining Agreement between the league and its players, the 2004-05 season has been cancelled.

**Apr. 30 - May 15, 2005** – Blue Jackets left wing Rick Nash leads Team Canada to a silver medal at the 2005 World Championships. He leads the tournament in goal scoring, ranks second in points and is named to the All-Tournament team as he tallies 9-6-15 with a +7 plus/minus rating in nine games.

**July 13, 2005** – The NHL and NHLPA announce an agreement in principle on a new Collective Bargaining Agreement.

**July 22, 2005** – NHL Commissioner Gary Bettman announces that a new Collective Bargaining Agreement between the league and its players has been reached and NHL hockey will return in October 2005.

**July 30, 2005** – The Blue Jackets select eight players, including Vancouver Giants center Gilbert Brule with the sixth overall pick, at the 2005 Draft held at the Westin Hotel in Ottawa.

**Aug. 1 - 10, 2005** – In the opening days of the first free agent signing period under the new CBA, the Blue Jackets agree to terms with several players, including defensemen Adam Foote and Bryan Berard, forward Jan Hrdina and goaltender Martin Prusek.

**Aug. 8, 2005** – The Blue Jackets re-sign left wing Rick Nash to a five-year contract.

**Aug. 30, 2005** – Director of Amateur Scouting Don Boyd is promoted to director of player personnel.

**Oct. 28, 2005** – The Blue Jackets beat Minnesota 2-1 at Nationwide Arena in the first game decided by a shootout in team history. Trevor Letowski beats Wild goaltender Dwayne Roloson in the eighth round to give the Jackets the win.

**Nov. 15, 2005** – The Blue Jackets acquire six-time All-Star Sergei Fedorov and a fifth round pick in the 2006 NHL Draft from Anaheim in exchange for Tyler Wright and Francois Beauchemin.



**Dec. 6, 2005** – Adam Foote is named the fourth captain in franchise history.

**Dec. 21, 2005** – David Vyborny misses his first game since Oct. 17, 2002, snapping his franchise-record streak of 194 consecutive games played. He suffered a rib injury vs. Detroit on Dec. 20.

**Jan. 8, 2006** – Bryan Berard scores three goals to collect his first career hat trick in a 5-2 win at Phoenix.

**February 14 - 25, 2006** – Four Blue Jackets compete at the Winter Olympics in Turin, Italy. Bronze medalist David Vyborny (Czech Republic) is joined by Rick Nash (Canada), Adam Foote (Canada) and Radoslav Suchy (Slovakia).

**Mar. 24 – Apr. 3, 2006** – The Jackets set a franchise record for consecutive wins with six, culminating with a 3-1 win at Nashville. The club also had road wins at St. Louis and Detroit and home wins over Calgary, San Jose and Chicago during the streak.

**Mar. 25, 2006** – Trailing 3-0 entering the third period, the Blue Jackets rally for four goals in the span of 7:37 to take a 4-3 lead over the Detroit Red Wings at Joe Louis Arena and go on to win 5-4 in a shootout.

**Apr. 7, 2006** – Rick Nash scores his third goal, including the game-tying goal at 19:27 of the third period, to record his first career hat trick in a 6-5 shootout loss at Detroit.

**Apr. 18, 2006** – Sergei Fedorov scores at 0:35 of overtime to give Columbus a 5-4 win over Dallas in the season finale at Nationwide Arena. The goal is Fedorov's 14th career OT goal, which is tied with Toronto's Mats Sundin for the all-time lead in NHL history. The Jackets finish the season with the most wins (35) and points (74) in franchise history.

**June 24, 2006** – The Blue Jackets select 10 players, including Drummondville Voltigeurs center Derick Brassard with the sixth overall pick, at the 2006 Draft held at General Motors Place in Vancouver.

**July 7, 2006** – Syracuse Crunch Head Coach Gary Agnew is named assistant coach of the Blue Jackets.

**July 21, 2006** – Paul Castron is promoted to director of amateur scouting of the Blue Jackets.

**Aug. 1, 2006** – Clint Malarchuk is named goaltending coach of the Blue Jackets.

**Nov. 13, 2006** – The Blue Jackets fire Head Coach Gerard Gallant. Assistant Coach Gary Agnew is named interim head coach the following day.

**Nov. 22, 2006** – Ken Hitchcock is named the fourth head coach in Blue Jackets history.

**Dec. 2 - 9, 2006** – First-year NHL goaltender Fredrik Norrena plays 155:28 without allowing a goal to set a franchise record for the longest shutout streak. The stretch includes back-to-back shutouts at Edmonton (4-0, 21 saves) and Colorado (3-0, 42 saves).

**Jan. 5, 2007** – For just the second time in team history, the Blue Jackets rally from a three-goal third period deficit to beat the Anaheim Ducks 4-3 at Honda Center. Columbus scores three times in a span of 1:54 capped by Manny Malhotra's game-winner with 1:20 left in the period. Goaltender Fredrik Norrena preserves the win by stopping All-Star Teemu Selanne's penalty shot attempt at the 19:39 mark.

**Jan. 24, 2007** – Rick Nash makes his second-straight NHL All-Star Game appearance at American Airlines Center in Dallas. He registers four points on two goals and two assists to lead the Western Conference to a 12-9 win.

**Feb. 24, 2007** – Columbus scores two shorthanded goals in a game for the first time in team history to overcome a 2-0 deficit to beat the New York Rangers 3-2 at Madison Square Garden. Jason Chimera's goal at 11:02 of the second period tied the game at 2-2 and Rick Nash's tally just 4:52 later is the game-winner.

**Apr. 19, 2007** – Blue Jackets announce that President/General Manager Doug MacLean has been relieved of his duties with the organization. Michael Priest is named president of the organization and Jim Clark will serve as interim general manager.

**Apr. 27 - May 13, 2007** – Five Blue Jackets – Rick Nash (Canada), Jason Chimera (Canada), David Vyborny (Czech Republic), Rostislav Klesla (Czech Republic) and Fredrik Norrena (Finland) – and prospects Raffaele Sannitz (Switzerland) and Jaroslav Balastik (Czech Republic) participate in the 2007 World Championships in Russia. Nash, who is named MVP of the tournament, and Chimera win gold medals for Canada, while Norrena helps Finland capture the silver medal.

**June 15, 2007** – Scott Howson is named the second general manager in Blue Jackets history.

**June 22 - 23, 2007** – The Blue Jackets select seven players, including Halifax Mooseheads right wing Jakub Voracek with the seventh overall pick, at the 2007 Draft held at Nationwide Arena.

**June 28, 2007** – Claude Noel is named assistant coach of the Blue Jackets.

**July 26, 2007** – Former Blue Jackets player Tyler Wright is named the club's development coach.

**Nov. 23, 2007** – Pascal Leclaire makes 32 saves in a 4-0 win at Minnesota to record his team record sixth shutout in just his 15th start of the season. He would end the season with nine, ranking second in the NHL.

**Dec. 26, 2007 - Jan. 15, 2008** – The Blue Jackets set a franchise record by winning six consecutive home games. The club beats Atlanta, Carolina, Edmonton, St. Louis, Nashville and Vancouver at Nationwide Arena during that stretch.

**Dec. 31, 2007** – Rick Nash scores three goals to collect the 12th hat trick in Blue Jackets history in a 4-2 win over the Edmonton Oilers at Nationwide Arena. It is Nash's second career hat trick.

**Jan. 17, 2008** – Rick Nash scores one of the most dynamic goals in NHL history as he beats a pair of Phoenix defensemen and goaltender Mikael Tellqvist with 21.5 seconds left in regulation to lift Columbus to a 4-3 win at Jobing.com Arena.

**Jan. 27, 2008** – Rick Nash sets an NHL All-Star Game record by scoring a goal just :12 into the game en route to collecting the 15th hat trick in All-Star Game history at Philips Arena in Atlanta. The game marks Nash's third-straight All-Star Game selection after combining for 5-2-7 in the previous two games.





**Feb. 23, 2008** – Pascal Leclaire records his ninth shutout of the season with 31 saves to beat the Montreal Canadiens 3-0 at Bell Centre. The Jackets improve to 3-1-1 all-time at Montreal, including two shutouts.

**Mar. 12, 2008** – Rick Nash is named the fifth captain in franchise history.



**Apr. 5, 2008** – Ken Hitchcock becomes just the 20th head coach in NHL history to reach the 900-game milestone when the Blue Jackets take on the St. Louis Blues at Scottrade Center.

**Apr. 6, 2008** – Jason Chimera misses the season finale due to a groin injury, which ends his franchise record for consecutive games played at 243. The streak began on Oct. 9, 2005 at Chicago in his first game with the club.

**April 25, 2008** – Blue Jackets majority owner and chairman John H. McConnell passes away at the age of 84. His son, John P. McConnell, assumes the duties of majority owner, chairman and governor for the hockey club.

**May 2 - 18, 2008** – Six Blue Jackets compete at the 2008 IIHF World Championships in Canada. Head Coach Ken Hitchcock, Rick Nash, Jason Chimera and Pascal Leclaire represent the host Canadians, while Jiri Novotny and Jan Hejda play for the Czech Republic. Canada wins the silver medal as Nash is named to the All-Tournament Team for the third consecutive year.

**June 20, 2008** – The Blue Jackets acquire center R.J. Umberger and a fourth round pick in the 2008 Draft from the Philadelphia Flyers in exchange for first and third round picks in 2008.

**June 20 - 21, 2008** – The Blue Jackets select nine players, including CSKA forward Nikita Filatov with the sixth overall pick, at the 2008 Draft held at Scotiabank Place in Ottawa.

**July 3, 2008** – Chris MacFarland is promoted to assistant general manager.

**July 9, 2008** – The Blue Jackets sign Head Coach Ken Hitchcock to a three-year contract extension through 2011-12 season.

**Oct. 17, 2008** – Rookies Nikita Filatov and Jakub Voracek set a franchise record for fastest two goals scored vs. Nashville. The duo scores just :08 apart as Filatov lights the lamp at 14:18 of the first period and Voracek follows suit at the 14:26 mark.

**Dec. 23, 2008 - Jan. 2, 2009** – Rookie Steve Mason sets the franchise record for longest shutout streak at 199:19 and becomes the first Blue Jackets goaltender to record three-straight shutouts – Dec. 27 vs. Philadelphia, Dec. 29 at Los Angeles and Dec. 31 at Anaheim.

**Jan. 9, 2009** – Steve Mason sets a franchise record for most saves in a shutout when he stops 45 shots in a 3-0 win at Washington.

**Jan. 10, 2009** – Nikita Filatov scores three goals vs. Minnesota at Nationwide Arena to become the first rookie in Blue Jackets history to record a hat trick.

**Jan. 25, 2009** – Rick Nash tallies 1-2-3 for the Western Conference in his fourth NHL All-Star Game, held at Bell Centre in Montreal.

**Jan. 27, 2009** – Rick Nash collects his third career hat trick, scoring all three goals, including the game-winner in overtime, in a 3-2 win over Detroit at Nationwide Arena.

**Feb. 19, 2009** – Ken Hitchcock becomes the 13th coach in NHL history to record 500 wins when the Blue Jackets beat the Toronto Maple Leafs 4-3 in a shootout at Air Canada Centre.

**Mar. 7, 2009** – Rick Nash becomes the first player since Montreal's Maurice "Rocket" Richard in 1947-48 to record an unassisted hat trick as the Jackets set a franchise record for goals in a game in an 8-2 win at Detroit.

**Mar. 12, 2009** – A regular season record crowd of 19,167 at Nationwide Arena is on hand to see the Blue Jackets defeat the Pittsburgh Penguins 4-3 in a shootout.

**Apr. 8, 2009** – Rick Nash's goal at 14:30 of the third period erases a 3-2 Chicago lead and forces overtime, resulting in the Blue Jackets clinching the first playoff berth in franchise history. Fedor Tyutin's shootout goal is the game-winner as the Jackets beat the Blackhawks 4-3 at United Center.

**Apr. 16, 2009** – The Blue Jackets drop a 4-1 decision at Detroit's Joe Louis Arena in the first Stanley Cup Playoff game in franchise history.

**Apr. 21, 2009** – A Nationwide Arena record crowd of 19,219 is on hand for the first Stanley Cup Playoff game played in the state of Ohio. Detroit earns a 4-1 win in Game Three of the Western Conference Quarterfinals Series.

**June 18, 2009** – Steve Mason wins the Calder Trophy as NHL Rookie of the Year and Rick Nash wins the NHL Foundation Player Award at the 2009 NHL Awards in Las Vegas.

**June 26 - 27, 2009** – The Blue Jackets select six players, including Chicago (USHL) defenseman John Moore with the 21st overall pick, at the 2010 Draft held at Bell Centre in Montreal.

**June 30, 2009** – The Blue Jackets name Dave Rook goaltending coach.

**July 3, 2009** – The Blue Jackets sign captain Rick Nash to an eight-year contract extension.

**Oct. 10, 2009** – Mathieu Garon becomes the first goaltender in franchise history to record a shutout in his first start with the Blue Jackets as he makes 36 saves in a 2-0 win at Phoenix.

**Nov. 30, 2009** – R.J. Umberger records the 16th hat trick in franchise history with three goals in a 5-2 win over St. Louis at Nationwide Arena.

**Feb. 3, 2010** – The Blue Jackets fire Head Coach Ken Hitchcock. Assistant Coach Claude Noel is named interim head coach for the remainder of the regular season.

**Feb. 13 - 28, 2010** – Six Blue Jackets participate in the 2010 Olympic Games in Vancouver, British Columbia. Rick Nash helps lead Canada to the gold medal, while Samuel Pahlsson (Sweden), Fredrik Modin (Sweden), Fedor Tyutin (Russia), Jan Hejda (Czech Republic) and Milan Jurcina (Slovakia) also participate.

**Mar. 25, 2010** – The Blue Jackets tie the franchise record for goals in a game in an 8-3 win over Chicago at Nationwide Arena.

**Apr. 9, 2010** – Steve Mason ties his franchise record for most saves in a shutout when he stops 45 shots through regulation play and overtime in a 1-0 SOL vs. Detroit.

**May 7 - 23, 2010** – Blue Jackets forward Jakub Voracek (Czech Republic) and defenseman Kris Russell (Canada) compete at the 2010 IIHF World Championships in Germany. Voracek helps the Czech Republic win the gold medal.

**June 8, 2010** – Scott Arniel is named the fifth head coach in Blue Jackets history.

**June 23, 2010** – Brad Berry is named assistant coach of the Blue Jackets.

**June 25 - 26, 2010** – The Blue Jackets select eight players, including Portland Winterhawks center Ryan Johansen with the fourth overall pick, at the 2010 Draft held at STAPLES Center in Los Angeles.

**June 29, 2010** – Kevin Collins is named strength & conditioning coach of the Blue Jackets.

**July 1, 2010** – Dan Hinote is named assistant coach of the Blue Jackets.

**July 5, 2010** – Bob Boughner is named assistant coach of the Blue Jackets.

**Oct. 8 - 9, 2010** – The Blue Jackets open their 10th NHL season with a pair of games vs. the San Jose Sharks at Ericsson Globe Arena in Stockholm, Sweden in the 2010 Compuware NHL Premiere. The Sharks win the opener 3-2, while the Jackets take the second game 3-2 on an overtime goal by Ethan Moreau.

**Nov. 10, 2010** – The Blue Jackets tie the franchise record for goals and record the most lopsided win in club history, beating the St. Louis Blues 8-1 at Nationwide Arena.

**Nov. 20, 2010** – Rick Nash records the 17th hat trick in Blue Jackets history with three goals in a 3-0 win at San Jose.

**Nov. 10 - Dec. 1, 2010** – R.J. Umberger sets a franchise record with points in 10-consecutive games (3-10-13).



# FRANCHISE TIMELINE

**Dec. 16, 2010** – Kristian Huselius collects the 18th hat trick in Blue Jackets history with three goals in a 6-3 loss at Edmonton.

**Jan. 15 - 18, 2011** – Columbus sets a franchise record by posting an eight-game regulation unbeaten streak on the road (6-0-2), which includes a club-best six-straight road wins from Jan. 19-Feb. 18.

**Jan. 30, 2011** – Rick Nash plays in his fifth-straight NHL All-Star Game, tallying 1-1-2 at RBC Center in Raleigh.

**Feb. 25, 2011** – Matt Calvert becomes the second rookie in club history to collect a hat trick – the 19th by a Blue Jacket – when he scores three goals in a 5-3 win over Phoenix at Nationwide Arena.

**June 6, 2011** – Ian Clark is named goaltending coach of the Blue Jackets.

**June 20, 2011** – Todd Richards is named assistant coach of the Blue Jackets.

**June 23, 2011** – Columbus acquires All-Star center Jeff Carter from Philadelphia in exchange for Jakub Voracek and first and third round picks in the 2011 Entry Draft.

**June 24 - 25, 2011** – The Blue Jackets select six players in the 2011 Draft held at the Xcel Energy Center in St. Paul, Minn. The club's top pick is Oshawa Generals center Boone Jenner, who is taken in the second round, 37th overall.

**July 1, 2011** – Two days after acquiring his rights from Montreal, the Blue Jackets sign defenseman James Wisniewski to a six-year contract.

**Aug. 2, 2011** – The Blue Jackets promote Tyler Wright to director of amateur scouting and development coach, add Greg Drechsel as an amateur scout and hire Nolan Pratt as an assistant coach for the Springfield Falcons (AHL).

**Nov. 19, 2011** – James Wisniewski scores 2:43 into overtime to give Columbus its first win at Nashville since Apr. 3, 2006, snapping a 17-game winless skid.

**Dec. 7, 2011** – Craig Patrick is named senior advisor, hockey operations of the Jackets.

**Dec. 22, 2011** – Jeff Carter tallies the 20th hat trick in franchise history with three goals at Nashville's Bridgestone Arena.

**Jan. 9, 2012** – The Blue Jackets fire Head Coach Scott Arniel. Assistant Coach Todd Richards is named interim head coach for the remainder of the season.

**Jan. 12, 2012** – Ryan Johansen is one of 12 rookies selected to participate in NHL All-Star Weekend Jan. 26-27 at Scotiabank Place in Ottawa, Ontario.

**Feb. 21, 2012** – Jeff Carter registers the 21st hat trick in club history with three goals in a 6-3 win over San Jose at Nationwide Arena.

**Feb. 23, 2012** – The Blue Jackets acquire defenseman Jack Johnson and a conditional first round pick from Los Angeles in exchange for Jeff Carter.

**Mar. 23, 2012** – R.J. Umberger notches the 22nd hat trick in franchise history with three goals in a 5-1 win over Carolina at Nationwide Arena.

**Apr. 5, 2012** – Cam Atkinson becomes the third rookie in club history to collect a hat trick – the 23rd by a Blue Jacket – when he scores three goals in a 5-2 win over Colorado at Pepsi Center.

**May 4 - 20, 2012** – Five players participate in the 2012 World Championships in Finland and Sweden. Nikita Nikitin helps lead Russia to the gold medal, while Jack Johnson and Cam Atkinson (United States), Marc Methot (Canada) and prospect Thomas Larkin (Italy) also participate.

**May 14, 2012** – The Jackets announce that Todd Richards will remain as head coach.

**May 21, 2012** – Brad Larsen is named the head coach of the Springfield Falcons, Columbus' American Hockey League affiliate.

**June 5, 2012** – Chris Clark is named development coach of the Blue Jackets.

**June 20, 2012** – Craig Hartsburg is named associate coach, while Keith Acton is named assistant coach.

**June 22 - 23, 2012** – The Blue Jackets select six players, including Everett Silvertips defenseman Ryan Murray with the second overall pick, at the 2012 Draft held at CONSOL Energy Center in Pittsburgh, Pennsylvania.

**July 23, 2012** – The Blue Jackets acquire Artem Anisimov, Brandon Dubinsky, Tim Erixon and a 2013 first round pick in exchange for Rick Nash, Steven Delisle and a 2013 conditional third round pick.

**Sept. 16, 2012** – The Collective Bargaining Agreement between the National Hockey League and the National Hockey League Players Association expires. NHL Commissioner Gary Bettman announces that the league will not resume play until a new CBA is reached.

**Oct. 24, 2012** – John Davidson is named president of hockey operations and alternate governor of the Blue Jackets.



**Jan. 6, 2013** – NHL Commissioner Gary Bettman announces that the tentative framework of a new Collective Bargaining Agreement between the league and its players has been reached.

**Jan. 19, 2013** – Columbus opens the 12th season in franchise history with a 3-2 win at Nashville as Nick Foligno and Artem Anisimov each scored goals and Sergei Bobrovsky made 32 saves in their Blue Jackets' debuts.

**Feb. 11, 2013** – Vinny Prospal and Mark Letestu tie a team record by scoring goals eight seconds apart during a 6-2 win over San Jose at Nationwide Arena.

**Feb. 11 - Mar. 31, 2013** – Columbus sets a team record for most consecutive home games earning at least one point, going 9-0-3 over 12 games.

**Feb. 12, 2013** – The Blue Jackets announce that Executive Vice President and General Manager Scott Howson has been relieved of his duties with the club.

**Feb. 13, 2013** – The Blue Jackets introduce Jarmo Kekalainen as the third general manager in franchise history. The Tampere, Finland native becomes the first European-born general manager in NHL history.

**Feb. 26 - Mar. 22, 2013** – The Blue Jackets set a franchise record by earning at least one point in 12 consecutive games, recording an 8-0-4 record during that span.

**Mar. 14, 2013** – The National Hockey League announces a realignment plan that has Columbus playing in the Eastern Conference beginning in 2013-14. The Blue Jackets join a division featuring Carolina, New Jersey, NY Islanders, NY Rangers, Philadelphia, Pittsburgh and Washington.

**Mar. 31, 2013** – Mark Letestu scores 4:00 into overtime to give Columbus a 2-1 home win over Anaheim and a 10-2-4 record in March, marking the winningest month in franchise history.

**Apr. 3, 2013** – Columbus makes several moves prior to the trade deadline, highlighted by the acquisition of All-Star RW Marian Gaborik, Steven Delisle and Blake Parlett from the NY Rangers in exchange for Derick Brassard, Derek Dorsett, John Moore and a sixth round pick in the 2014 NHL Draft.

**Apr. 27, 2013** – The Blue Jackets end the 2012-13 campaign with a 3-1 home win over Nashville, giving them a 24-17-7 record and finishing the season with a winning pct. of .573 – the best mark in franchise history.

**June 15, 2013** – Sergei Bobrovsky is named the winner of the Vezina Trophy as the NHL's most outstanding goaltender for 2012-13 prior to Game 2 of the Stanley Cup Final at the United Center in Chicago.

**June 30, 2013** – Columbus selects eight players at the 2013 NHL Entry Draft in Newark, New Jersey, including three first round picks: forwards Alexander Wennberg, Kerby Rychel and Marko Dano.

**July 5, 2013** – The Jackets sign free agent forward Nathan Horton to a seven-year contract.





**Jan. 6 - 23, 2014** – The Jackets win a then franchise-record eight consecutive games, defeating the Rangers, Hurricanes, Jets, Lightning, Capitals, Sabres, Kings and Flyers.

**Apr. 9, 2014** – Columbus clinches the second playoff berth in franchise history with a 3-1 road win over the Dallas Stars.

**Apr. 19, 2014** – Matt Calvert scores early in the second overtime period to give the Jackets the first postseason victory in franchise history, 4-3 over the Pittsburgh Penguins at CONSOL Energy Center.



**Apr. 23, 2014** – Nick Foligno scores 2:49 into overtime to give the Jackets their first-ever home playoff win, 4-3 over Pittsburgh in front of 18,970 fans at Nationwide Arena.

**June 16, 2014** – Brad Larsen is named assistant coach of the Blue Jackets after leading the AHL's Springfield Falcons to back-to-back division titles.

**June 27 - 28, 2014** – Columbus selects seven players, including USNDP forward Sonny Milano 16th overall, at the 2014 NHL Draft at Wells Fargo Center in Philadelphia.

**Dec. 31, 2015** – With a 3-1 win over Minnesota, the Jackets set a club record for best winning percentage in a single month, going 10-1-1 (.875) in December.

**Jan. 22 - 25, 2015** – The Blue Jackets and the city of Columbus host the 2015 NHL All-Star Weekend. Nick Foligno captains a team and registers 1-1-2, while Ryan Johansen is voted the game's Most Valuable Player after collecting 2-2-4 in his All-Star Game debut.

**Mar. 6 - 28, 2015** – The Jackets set a franchise record with eight-straight road wins, surpassing a six-game win streak set Jan. 15-Feb. 18, 2011.

**Mar. 24, 2015** – Scott Hartnell collects the 24th hat trick in franchise history with three goals in a 5-3 win over Anaheim at Nationwide Arena.

**Mar. 27, 2015** – Cam Atkinson collects the 25th hat trick in franchise history with three goals in a 5-2 win over Chicago at United Center, marking the first time in club history that the Jackets have scored a hat trick in two straight games.

**Apr. 2, 2015** – Columbus earns its sixth multi-goal comeback victory of the season, defeating the NY Islanders 4-3 in a shootout after trailing 1-3 to surpass their previous record of five multi-goal deficit comeback wins in 2005-06, 2006-07 and 2010-11. The Jackets finished with eight multi-goal comeback victories on the season.

**Apr. 4, 2015** – Columbus posts its ninth-straight win, beating Pittsburgh 5-3 at home to set a club record for consecutive wins. The streak began on Mar. 18 and eclipsed an eight-game winning streak from Jan. 6-23, 2014.

**Apr. 4, 2015** – Nick Foligno collects the 26th hat trick in franchise history with three goals in a 5-3 win over Pittsburgh at Nationwide Arena.

**Apr. 11, 2015** – The Blue Jackets earn a 5-4 SO win over the New York Islanders in the final regular season game played at Nassau Coliseum to extend their club record regulation unbeaten streak to 13 games (12-0-1 since Mar. 18). The previous mark was 12 games from Feb. 26-Mar. 22, 2013 (8-0-4).

**Apr. 17, 2015** – The Blue Jackets reach an agreement with the Lake Erie Monsters to have the Cleveland-based team serve as the organization's American Hockey League affiliate.

**May 20, 2015** – Nick Foligno is named the sixth captain in franchise history.

**June 18, 2015** – Kenny McCudden is named assistant coach.

**June 26 - 27, 2015** – The Blue Jackets select nine players, including Michigan defenseman Zach Werenski (8) and Linköping defenseman Gabriel Carlsson (29) in the first round, at the 2015 NHL Draft at the BB&T Center in Sunrise, Florida.

**June 30, 2015** – Columbus acquires the rights to LW Brandon Saad along with D Michael Paliotta and C Alex Broadhurst from Chicago in exchange for forwards Artem Anisimov, Marko Dano, Corey Tropp and Jeremy Morin as well as a fourth round pick in the 2016 NHL Draft. The Jackets sign Saad to a six-year contract three days later.

**Oct. 21, 2015** – The Blue Jackets replace Head Coach Todd Richards with John Tortorella, the winningest U.S.-born coach in NHL history who led the Tampa Bay Lightning to the 2004 Stanley Cup championship.

**Nov. 3 - 28, 2015** – Columbus ties the club record for wins in the month of November (8-5-0, .615 point percentage), originally set in November 2010 (8-4-0).

**Dec. 16, 2015** – The Blue Jackets and Nationwide Arena were selected to host Team USA's training camp in advance of the World Cup of Hockey 2016 Tournament. Camp begins Sept. 6, 2016 and concludes with a pre-tournament game against Canada on Friday, Sept. 9.

**Jan. 6, 2016** – Columbus acquires D Seth Jones (2013) from Nashville for C Ryan Johansen (2011) in an exchange of former fourth overall selections.

**Jan. 25, 2016** – Cam Atkinson registers the 27th hat trick in franchise history with three goals in a 5-2 win over Montreal at Nationwide Arena.

**Jan. 29, 2016** – LW Brandon Saad participates in his first NHL All-Star Game held at Bridgestone Arena, recording an assist for the Metropolitan Division in a semifinal meeting against the Atlantic Division.

**Feb. 2 - 29, 2016** – The Jackets tied the club record for wins in the month of February (7-3-3, .654 point percentage), originally set in February 2009 (7-4-1).

**Feb. 25, 2016** – Nick Foligno tallies the 28th hat trick in franchise history with three goals in a 6-1 win over New Jersey at Nationwide Arena.

**Mar. 2, 2016** – Four Blue Jackets are selected to participate in the World Cup of Hockey 2016 in the NHL's initial announcement of rosters. G Sergei Bobrovsky was selected to represent Team Russia while LW Brandon Saad, D Seth Jones and D Ryan Murray were selected to represent Team North America, players from Canada and the United States who are 23 or under as of Oct. 1, 2016.

**Apr. 2, 2016** – Brandon Saad notches his first career NHL hat trick (natural) and the 29th hat trick in franchise history with three goals in a 5-1 win over Carolina at PNC Arena.

**Apr. 13, 2016** – Associate Coach Craig Hartsburg, who joined the organization in 2012, announces his retirement from coaching after a playing and coaching career that spanned nearly four decades.

**May 27, 2016** – Blue Jackets forward Brandon Dubinsky and defenseman Jack Johnson are selected to represent Team USA at the World Cup of Hockey 2016.

**June 11, 2016** – Oliver Bjorkstrand scores with 1.9 seconds remaining in OT in a 1-0 victory of Game 4 to give Cleveland's Lake Erie Monsters, the Blue Jackets' AHL affiliate, a sweep of the Hershey Bears in the Calder Cup final. The Monsters, which went 15-2 in the postseason, captured the first championship in franchise history and the first by a Columbus affiliate.



**June 17, 2016** – Brad Shaw is named assistant coach of the Blue Jackets after spending the previous 10 years with the St. Louis Blues, including as an associate coach from 2012-16.

**June 24 - 25, 2016** – The Blue Jackets select five players, including Cape Breton C/LW Pierre-Luc Dubois third overall at the 2016 NHL Draft at the First Niagara Center in Buffalo, New York.

**June 29, 2016** – The Jackets sign D Seth Jones to a six-year contract extension.

**June 29, 2016** – Columbus buys out the contract of D Fedor Tyutin and two days later, the contract for RW Jared Boll. They had played the second and fourth most games in franchise history.



# FRANCHISE TIMELINE

**July 6, 2016** – Former NHL player Basil McCrae is named director of player personnel for the Blue Jackets. In addition, Head Amateur Scout Ville Siren is named director of amateur scouting, while Chris Morehouse is promoted to assistant director of amateur scouting and Josef Boumedienne is promoted to director of European scouting.

**Aug. 29, 2016** – Three-time Stanley Cup champion John Madden is named the head coach of the Blue Jackets' American Hockey League affiliate, the Cleveland Monsters, replacing Jared Bednar who was hired as head coach of the Colorado Avalanche.

**Sept. 5 - 9, 2016** – Team USA holds its training camp for the World Cup of Hockey 2016 at Nationwide Arena, including a pre-tournament game against Team Canada on Sept. 9.

**Sept. 17 - Oct. 1, 2016** – Eight teams participate in the World Cup of Hockey 2016 in Toronto, Canada. Head Coach John Tortorella, C Brandon Dubinsky and D Jack Johnson represent Team USA; LW Brandon Saad, D Ryan Murray and D Seth Jones represent Team North America; G Sergei Bobrovsky represents Team Russia and GM Jarmo Kekalainen serves as assistant general manager for Team Finland.

**Oct. 22, 2016** – G Sergei Bobrovsky stops all 32 shots in a 3-0 win at Dallas to become the first netminder in franchise history to record 100 career wins.

**Nov. 4, 2016** – Columbus shuts out Montreal 10-0 at Nationwide Arena, setting franchise records for most goals scored, largest victory and largest shutout win. The Jackets scored five goals in the second period, tying the club mark for most goals in a period after first recording the feat in the first period on Mar. 15, 2003 vs. Minnesota in a 5-0 win.

**Nov. 20 - Dec. 31, 2016** – The Jackets kick off a franchise-record 11-game road point streak (10-0-1) with a 3-2 win at Washington on Nov. 20. They would outscore their opponents 40-21 during the streak.

**Nov. 29, 2016 - Jan. 3, 2017** – The Blue Jackets post the second-longest win streak in NHL history by winning 16-straight games. It was one win short of tying the NHL record set by the 1992-93 Pittsburgh Penguins. Columbus outscored its opponents 62-27 in the 16 wins with three of the wins coming after regulation. The Jackets won all 14 of their December contests, the second-most victories in a perfect single month in league history (Pittsburgh: March 2013). The Blue Jackets also set a franchise record with eight-straight home wins during the stretch (Nov. 29-Jan. 3). G Sergei Bobrovsky, meanwhile, won 14-straight games during the streak, tied for the second longest win streak in NHL history.



**Dec. 18, 2016** – Head coach John Tortorella becomes the first American-born coach and 24th overall in NHL history to record 500 career victories after the Blue Jackets win 4-3 in overtime at Vancouver.

**Dec. 22, 2016** – Scott Hartnell tallies the 30th hat trick in franchise history with three goals in a 7-1 win over Pittsburgh at Nationwide Arena.

**Dec. 31, 2016** – The Blue Jackets win their 15th-straight game, while snapping the Wild's 12-game winning streak, with a 4-2 win at Minnesota in the first game in any of the four major North American professional sports leagues to feature two teams on winning streaks of at least 12 games.

**Jan. 29, 2017** – Making their NHL All-Star Game debuts, RW Cam Atkinson (3-2-5), D Seth Jones (2-0-2) and G Sergei Bobrovsky (16 saves) help the Metropolitan Division win the 3-on-3 tournament, including a 4-3 victory over the Pacific Division in the final. It's the largest Blue Jackets representation in the All-Star Game in franchise history. Head coach John Tortorella was selected to coach the squad but missed the All-Star Game festivities.

**Mar. 10, 2017** – D Zach Werenski set the franchise rookie record with his 40th point of the season with an assist vs. Buffalo, surpassing LW Rick Nash's record set in 2002-03. He would finish with 11-36-47, the second most points by a defenseman in CBJ history and the sixth-most points by a teenage defenseman in his rookie season in NHL history.

**Mar. 19, 2017** – Columbus reached the 100-point mark on the season and punched its ticket to the 2017 playoffs with a 4-1 win at New Jersey, becoming the second team in the league to do so (Washington). It was the third time the franchise competed in the postseason.

**Apr. 9, 2017** – The Jackets defeat Toronto 3-1 in the final game of the regular season, reaching the 50-win mark for the first time in franchise history.

**June 21, 2017** – Three Blue Jackets win awards at the NHL Awards ceremony held in Las Vegas as head coach John Tortorella earns his second career Jack Adams Trophy (best coach), G Sergei Bobrovsky captures his second career Vezina Trophy (best goaltender) and captain Nick Foligno becomes the first player in league history to win the King Clancy Memorial Trophy and Mark Messier Leadership Award in the same campaign. Bobrovsky (First Team NHL All-Star) and D Zach Werenski (All-Rookie Team) were also finalists for the Hart Memorial Trophy (NHL MVP) and Calder Memorial Trophy (Best Rookie), respectively.

**June 23, 2017** – Columbus acquires 2015-16 Calder Trophy winner LW Artemi Panarin along with F Tyler Motte and a sixth round selection in the 2017 NHL Draft from Chicago in exchange for LW Brandon Saad and G Anton Forsberg as well as a fifth round pick in the 2018 NHL Draft.

**June 23 - 24, 2017** – The Blue Jackets select seven players, including Grenoble (France) center Alexandre Texier (45th overall), at the 2017 NHL Draft at United Center in Chicago. The club also selected Powell, Ohio native and former Ohio AAA Blue Jacket Carson Meyer in the sixth round (179th overall).

**July 31, 2017** – Head coach John Tortorella signs a one-year contract extension through the 2018-19 campaign.

**Oct. 19, 2017** – The Columbus Blue Jackets Foundation announces a record setting donation of \$1.2 million granted to local community and youth hockey organizations, surpassing the \$1,050,000 donated the previous year.

**Dec. 8, 2017** – LW Artemi Panarin ties Espen Knutsen's single-game franchise record (Mar. 24, 2001 vs. Calgary) with five assists/points at New Jersey.

**Feb. 24 - Mar. 22, 2018** – The Blue Jackets tie the club record with eight-straight home victories, outscoring opponents 31-13 over that span.

**Feb. 25 - 26, 2018** – Columbus acquires a trio of veteran players prior to the trade deadline to help with a playoff push. C Mark Letestu becomes the sixth player to play in two different stints with the club after being acquired from Nashville while LW Thomas Vanek (Vancouver) and D Ian Cole (Ottawa) also help the team go 13-3-1 in the final 17 contests of the campaign.

**Mar. 4 - 22, 2018** – The Blue Jackets record the second-longest winning streak in club history and tied for the longest in the league in the 2017-18 season with 10-straight wins. Eight of the wins came in regulation and two were achieved in overtime as the Jackets outscored opponents 42-22.

**Mar. 15 - 29, 2018** – The Jackets become the first team with four hat tricks in five road games since 1991 (Pittsburgh, four in four from Nov. 18-Dec. 5) as RW Cam Atkinson (Mar. 15 at Philadelphia), LW Artemi Panarin (Mar. 20 at NY Rangers), LW Thomas Vanek (Mar. 27 at Edmonton) and C Pierre-Luc Dubois (Mar. 29 at Calgary) notch the 31st-34th hat tricks in franchise history.

**Mar. 29, 2018** – John Tortorella surpasses Todd Richards as the winningest coach in franchise history with his 128th win in a 5-1 Jackets' victory at Calgary.

**Mar. 31, 2018** – Trailing 4-1, the Jackets score three times in the final 4:58 to tie the game before falling 5-4 in overtime at Vancouver. The point caps off the second best month in club history in wins and points as the Blue Jackets finish 12-3-1 (25 points), trailing the 14 wins/28 points posted in Dec. 2016. D Seth Jones ties a single-game club record for defensemen with four points (1-3-4) and surpasses James Wisniewski for the most points in a single season by a blueliner with his 52nd point on the equalizer.

**Apr. 3, 2018** – LW Artemi Panarin leads the Jackets back from a three-goal deficit (1-4) with 1-2-3 in a 5-4 overtime win over Detroit. He sets the single season franchise record for assists and points, surpassing Ray Whitney (52, 2002-03) and Rick Nash (79, 2008-09) respectively in the process. He finishes his first Blue Jackets' campaign with 27-55-82 in 81 games.

**Apr. 3, 2018** – D Zach Werenski notches his 16th goal of the campaign to tie teammate D Seth Jones (reached on Mar. 31 at Vancouver) for the most goals by a defenseman in a single season in franchise history, surpassing the 12 goals recorded by Bryan Berard (2005-06) and Jones (2016-17). The duo finished one goal off the league lead for blueliners.

**Apr. 5, 2018** – Columbus collects a point in a 5-4 overtime loss to Pittsburgh, clinching its second-straight playoff berth for the first time in franchise history. It's the third time in five seasons the club will compete for the Stanley Cup.





**Apr. 5, 2018** – Rookie C Pierre-Luc Dubois registers his 48th point of the campaign on his second assist of the game vs. Pittsburgh to surpass D Zach Werenski's single season rookie record (2016-17). The forward earlier set the single season rookie goal record on Mar. 29 at Calgary on the third goal of his first career hat trick (Nash, 17 in 2002-03). He would become the first rookie in CBJ history to play in all 82 games, finishing with 20-28-48.

**Apr. 12 - 15, 2018** – The Jackets jumped out to a 2-0 series advantage in the Eastern Conference Quarterfinals over the eventual Stanley Cup champion Washington Capitals after earning two overtime victories on the road. Four of the six games in the series are decided after regulation as the Capitals earned a double overtime victory at Nationwide Arena in Game 3 on the way to winning four-straight and advancing. It's the second-straight year, Columbus has lost to the eventual Stanley Cup champion in the playoffs (Pittsburgh in 2017).

**May 4 - 20, 2018** – Twelve members of the Blue Jackets' organization participate in the IIHF World Championships. D Dean Kukan helps Switzerland earn a silver medal. CBJ Assistant GM Bill Zito serves as the general manager for the bronze-medal winning United States team that includes RW Cam Atkinson and LW Sonny Milano.

**June 20, 2018** – D Seth Jones is named to the NHL's Second All-Star Team and finishes fourth in voting for the Norris Memorial Trophy (Best Defenseman). He is the first skater in franchise history to be named to a First or Second All-Star Team.

**June 22 - 23, 2018** – The Blue Jackets select six players in the 2018 NHL Draft at the American Airlines Center in Dallas, Texas, including London (OHL) C Liam Foudy in the first round (18th overall).

**July 5, 2018** – The Jackets name 2002 Stanley Cup champion and 11-year NHL veteran Manny Legace as the club's goaltending coach.

**Sept. 6, 2018** – The Blue Jackets announce multi-year contract extensions for President of Hockey Operations John Davidson, General Manager Jarmo Kekalainen and Assistant General Manager Bill Zito, who is also promoted to associate general manager.

**Sept. 12, 2018** – The club announces a two-year contract extension with Head Coach John Tortorella.

**Sept. 25, 2018** – Columbus and the Buffalo Sabres face off in the Kraft Hockeyville Game at Clinton Arena in Clinton, NY.

**Nov. 10 - 24, 2018** – RW Cam Atkinson scores a goal in seven-straight games (nine goals) to tie Geoff Sanderson's franchise record goal streak set from Nov. 5-17, 2002. Atkinson would run his point streak to a career-best 12-straight contests from Nov. 10-Dec. 6 (13-7-20), which is one short of tying Ryan Johansen's club record. The streak included the 35th (Nov. 17 at Carolina) and 36th hat tricks (Dec. 4 vs. Calgary) in franchise history.

**Jan. 10, 2019** – Columbus defeats Nashville 4-3 in overtime to improve to 12-0-0 in Thursday games to tie the NHL record set by Detroit (Wednesdays in 2007-08) for the longest win streak on any day to start a campaign. Head coach John Tortorella becomes the 19th coach in NHL history (sixth active) to post 600 career wins with the victory.

**Jan. 15-19, 2019** – Head Coach John Tortorella surpasses Ken Hitchcock as the longest-tenured head coach in Blue Jackets history on Jan. 15 vs. New Jersey, while Jarmo Kekalainen moves past Doug MacLean as the longest-tenured general manager in club history on Jan. 19 at Minnesota.

**Jan. 25, 2019** – Playing in their second NHL All-Star Games, RW Cam Atkinson (3-2-5) and D Seth Jones (2-2-4) help the Metropolitan Division win the 3-on-3 tournament title for the second time in three years after a 10-5 victory over the Pacific Division in the final.

**Feb. 16, 2019** – New Albany, Ohio's Kole Sherwood makes his NHL debut at Chicago, becoming the first Columbus-area native to play for the Blue Jackets and the fifth to play in an NHL regular season game.

**Feb. 22 - 25, 2019** – The Blue Jackets acquire four veteran players prior to the trade deadline. C Matt Duchene, LW Ryan Dzingel, D Adam McQuaid and G Keith Kinkaid help the club go 12-8-1 in the final 21 contests, including a 7-1-0 mark in the last eight games of the campaign.

**Feb. 28, 2019** – D Seth Jones notches his seventh overtime goal as a Blue Jacket to break LW Rick Nash's club career record in a 4-3 win over Philadelphia.

**Mar. 30, 2019** – RW Cam Atkinson scores his 40th and 41st goals of the campaign at Nashville to tie LW Rick Nash's club record for goals in a season (2003-04) and join the former CBJ captain as the franchise's lone 40-goals scorers.

**Apr. 5 - 6, 2019** – LW Artemi Panarin notches a goal and the shootout game-winner on Apr. 5 at the NY Rangers to clinch Columbus' third-straight appearance in the Stanley Cup Playoffs. He collects two assists a day later at Ottawa and finishes with 28-59-87 in 79 games to break his own club record for assists and points in a single season.

**Apr. 6, 2019** – Columbus defeats Ottawa 6-2 to close out the second-best season in franchise history at 47-31-4 (98 pts.). The Jackets also set franchise new club records in road wins and points at 25-14-2 (52 pts.).

**Apr. 10, 2019** – Trailing 3-0 after the opening period, the Blue Jackets storm back to score four-straight goals to defeat the Presidents' Trophy-winning Tampa Bay Lightning 4-3 in Game One of the Eastern Conference Quarterfinals at Amalie Arena.

**Apr. 16, 2019** – The Blue Jackets beat the Lightning 7-3 in Game Four to earn the first playoff series win in franchise history and become just the fourth team in NHL history to sweep the regular season's best team in a best-of-seven series in the postseason.



**Apr. 27 - May 6, 2019** – The Jackets and Boston Bruins play an entertaining Eastern Conference Semifinal series with four of the six games decided by a single goal, including two in overtime. Columbus jumps out to a 2-1 series lead before falling in six contests to the eventual Stanley Cup finalists. A franchise-record 19,431 people are in attendance at Nationwide Arena for Game Four on May 2.

**May 17, 2019** – John Davidson steps down as president of hockey operations to become president of the NY Rangers. The club went 285-209-46 (.570) and earned four Stanley Cup Playoffs berths since Davidson took over in October 2012.

**June 13, 2019** – The organization announces promotions in its hockey operations department as Bill Zito is promoted to senior vice president of hockey operations, associate general manager and alternate governor; while Basil McRae and Josh Flynn are promoted to assistant general managers and Chris Clark is named director of player personnel. In addition, former captain Rick Nash rejoins the club and as special assistant to the general manager.

**June 18, 2019** – Chris Clark is named general manager of the AHL's Cleveland Monsters and long-time University of Wisconsin head coach Mike Eaves is named head coach of the club.

**June 22 - 23, 2019** – The Blue Jackets select three players in the 2019 NHL Draft at Rogers Arena in Vancouver, British Columbia. The club's top pick is Swedish defenseman Eric Hjorth, who is taken in the fourth round, 104th overall.

**Sept. 3, 2019** – Original Blue Jacket Jean-Luc Grand-Pierre joins FOX Sports Ohio as a studio analyst.

**Oct. 21, 2019** – LW Gus Nyquist becomes the first player in Blue Jackets history to score the overtime winner via penalty shot in a 4-3 come-from-behind victory at Toronto.

**Nov. 8, 2019** – Columbus and the Colorado Avalanche are selected to take part in a pair of games in the 2020 NHL Global Series in Helsinki, Finland during the 2020-21 regular season. The games are later postponed due to the COVID-19 pandemic.

**Nov. 9, 2019** – D Zach Werenski surpasses Rostislav Klesla for the most career goals by a defenseman in CBJ history with his 42nd career tally at Colorado. Werenski would go on to record a franchise-first and lead NHL blueliners with 20 goals in 2019-20.

**Nov. 21, 2019** – The Blue Jackets add Paul MacLean to the coaching staff as an assistant coach/special teams. MacLean, who posted 673 points 719 career NHL games from 1980-91, was a finalist for the Jack Adams Award as the League's best coach with Ottawa in 2011-12 and 2012-13, capturing the award in 2012-13.

**Dec. 9, 2019-Jan. 2, 2020** – Columbus posts a 12-game point streak (8-0-4), tied for the third-longest point streak in franchise history.



# FRANCHISE TIMELINE

**Jan. 11 - Feb. 7, 2020** – Led by rookie netminder Elvis Merzlikins, the Jackets rattle off a 10-game point streak (9-0-1). The Latvian becomes the sixth goaltender overall and second rookie since 1929-30 to post five shutouts in a span of eight contests, sporting an 8-0-0 record with a .967 SV% and 1.00 GAA over that stretch.

**Mar. 12, 2020** – The National Hockey League announces the decision to pause the 2019-20 season due to the COVID-19 pandemic.

**May 26, 2020** – The NHL announces a Return to Play Plan with four phases. Teams begin training camps on July 13 before 24 teams return to action on August 1.

**Aug. 2 - 9, 2020** – Columbus earns a postseason berth for the fourth-straight season. As the ninth season, the club plays the eighth-seed Toronto Maple Leafs in a best-of-five Eastern Conference Qualifying Series.

**Aug. 9, 2020** – CBJ captures their first winner-take-all game in franchise history after defeating the Maple Leafs 3-0 in Game 5 of their Eastern Conference Qualifying Series.

**Aug. 11 - 19, 2020** – Columbus and the Tampa Bay Lightning meet for the second-straight time in the Eastern Conference Quarterfinals. Highlighted by two overtime games and four one-goal games, the Lightning avenge their 2019 defeat to the Blue Jackets with a 4-1 series lead. Tampa Bay closes out the series with a 5-4 overtime victory in Game Five.

**Aug. 11, 2020** – The Blue Jackets and Lightning kick off their Eastern Conference Quarterfinal series with a five-overtime affair in Game One. The Lightning's Brayden Point ends the fourth-longest game in NHL history 10:27 into the fifth sudden death period. Columbus' Joonas Korpisalo turns aside an NHL-record 85 shots while Seth Jones plays a record 65:06 in a 3-2 defeat.



**Sept. 21, 2020** – Goaltender Elvis Merzlikins is named to the NHL's All-Rookie Team for the 2019-20 campaign. He becomes the fifth player, and second goaltender, in franchise history to earn the honors.

**Oct. 5, 2020** – Columbus introduces a special 20th season logo and announce a variety of initiatives commemorating the team's first two decades in the National Hockey League.

**Oct. 6 - 7, 2020** – The Blue Jackets select five players in the 2020 NHL Draft, held virtually. The club's top pick is Russia winger Yegor Chinakhov, who is taken in the first round, 21st overall.

**Jan. 14, 2021** – Columbus kicks off its 20th anniversary season against former Central Division rival, Nashville. Due to the COVID-19 pandemic, the club will play its entire 2020-21 schedule (56 games) against Central Division opponents made up of Carolina, Chicago, Dallas, Detroit, Florida, Nashville and Tampa Bay.

**Jan. 23, 2021** – The Blue Jackets acquire All-Star winger Patrik Laine and Columbus native Jack Roslovic from the Winnipeg Jets in exchange for center Pierre-Luc Dubois and a 2022 third round pick.

**Mar. 2, 2021** – After working on protocols in regard to the COVID-19 pandemic with the Ohio Department of Health and Columbus Public Health, the Blue Jackets welcome back fans to Nationwide Arena as 1,953 fans, or 10 percent of capacity, are on hand to watch the club defeat the Red Wings 4-1.

**May 3, 2021** – Emil Bemstrom notches the 40th hat trick in franchise history - and become the fourth player to record the feat in a single period - after scoring all three of the Blue Jackets third period goals in a 4-3 overtime loss to Nashville at Nationwide Arena.

**May 9, 2021** – The Blue Jackets and head coach John Tortorella mutually agree to part ways. Tortorella is the winningest coach in club history, guiding the team to a 227-166-54 record (.568 pt pct.) in 447 games and led the Blue Jackets to four-straight playoff appearances from 2016-20.

**May 20, 2021** – The Blue Jackets announce the return of John Davidson as president of hockey operations and sign General Manager Jarmo Kekalainen to a contract extension through the 2024-25 season. Davidson returns to the role he held with the club from 2012-19.

**June 10, 2021** – Columbus names Brad Larsen as the eighth head coach in franchise history. Larsen spent the previous seven seasons as an assistant coach with the club.

**June 25, 2021** – The Blue Jackets name Pascal Vincent as associate coach. The Laval, Quebec native previously served as head coach of the AHL's Manitoba Moose from 2016-21.

**July 4, 2021** – Blue Jackets goaltender Matiss Kivlenieks passes away at the age of 24. The club holds a memorial service on July 15 and starts a memorial fund in his honor.

**July 23 - 24, 2021** – The Blue Jackets select nine players in the 2021 NHL Draft, held virtually. The club selects three players in the first round for the second time in franchise history (2013), selecting Michigan C Kent Johnson (5th), Sioux Falls C Cole Sillinger (12th) and Brooks D Corson Ceulemans (25th). The club is also busy during the draft, making three trades. The club acquires defenseman Adam Boqvist and Jake Bean along with first round picks in separate deals with Chicago and Carolina that sees defenseman Seth Jones land with the Blackhawks. On July 24, the team acquires former Blue Jacket Jake Voracek from the Flyers in exchange for long-time CBJ forward Cam Atkinson.

**July 28, 2021** – Columbus is busy on the first day of free agency, making a bevy of moves. The day is highlighted by a four-year extension through the 2025-26 season for alternate captain Boone Jenner and the signing of Dublin, Ohio native Sean Kuraly to a four-year contract.

**July 29, 2021** – CBJ sign All-Star defenseman Zach Werenski to a six-year contract extension through the 2027-28 campaign.

**Sept. 3, 2021** – The NHL and NHLPA announce that they have concluded an Agreement with the IIHF for players to participate in the 2022 Winter Olympics in Beijing, China.

**Sept. 13, 2021** – Columbus hires former NHL defenseman and Cleveland associate coach Steve McCarthy as an assistant coach.

**Sept. 21, 2021** – The Blue Jackets sign 2020 All-Rookie netminder Elvis Merzlikins to a five-year contract extension through the 2026-27 campaign.

**Oct. 12, 2021** – Boone Jenner is named the seventh captain in franchise history prior to the start of the season. He had been one of the team's alternate captains since the start of the 2015-16 campaign.

**Oct. 14 - Nov. 26, 2021** – Columbus kicks off the 21st season with an 8-2 victory over Arizona on Oct. 14 and then races out to a 12-6-0 record, posting the best start through the first 18 games of a season in franchise history.

**Jan. 6, 2022** – Jakub Voracek, who was acquired in an offseason trade, becomes the 361st player - and fourth in a CBJ uniform - to play in 1,000 career NHL games at New Jersey. He is just the 12th Czech-born player to accomplish the feat.

**Jan. 27 - Mar. 19, 2022** – Winger Patrik Laine ranked second in the NHL in goals and third in points with 19-14-33 in 19 contests. He registered the third-longest points streak in franchise history during that stretch with points in 11-straight games, including eight multi-point efforts, from Jan. 27-Feb. 24 (13-8-21).

**Mar. 5, 2022** – Rick Nash becomes the first player in franchise history to have his number retired when his 61 is lifted to the rafters above Nationwide Arena prior to the team's game vs. the Boston Bruins. A record crowd of 19,434 fans are in attendance, along with original club president and general manager Doug MacLean and former head coach Ken Hitchcock.







**Mar. 7, 2022** – Zach Werenski picks up an assist against Toronto to record his 224th career point and surpass Seth Jones (223) for the most career points by a defenseman in franchise history.

**Mar. 13, 2022** – Rookie Cole Sillinger, who was selected 12th overall at the 2021 NHL Draft, tallies the 42nd hat trick in franchise history in a 6-4 victory over Vegas at Nationwide Arena. At 18 years, 301 days, he is the second-youngest Blue Jacket to record a hat trick, trailing only Nikita Filatov (18 years, 230 days on Jan. 10, 2009), and just the 18th 18-year-old in NHL history to do so.

**Apr. 9, 2022** – Columbus native Jack Roslovic notches the 42nd hat trick in CBJ history with three goals, including the overtime winner, in a 5-4 victory at Detroit.

**Apr. 29, 2022** – The Blue Jackets record three goals in a 5-3 loss at Pittsburgh in the season finale to set the franchise record with 258 goals scored (not including SO goals). The previous highest-scoring season in team history was 2018-19 (256 goals).

**June 8, 2022** – Columbus names Trent Vogelhuber head coach of the American Hockey League's Cleveland Monsters. The Dublin, Ohio native and former CBJ draft pick spent the previous four seasons as an assistant coach for the club.

**July 7 - 8, 2022** – The Blue Jackets select seven players in the 2022 NHL Draft, held at Bell Centre in Montreal. The team selects two players in the first round, selecting Plzen HC D David Jiricek (6th) and Moose Jaw D Denton Mateychuk (12th).

**July 13, 2022** – Columbus signs six-time NHL All-Star and 2021-22 First All-Star Johnny Gaudreau to a seven-year contract through the 2028-29 NHL season.

**Oct. 12, 2022** - The Blue Jackets open up their 22nd NHL campaign against the Carolina Hurricanes at PNC Arena before hosting the Tampa Bay Lightning in their home opener two days later.

**Nov. 4-5, 2022** - Columbus and the 2022 Stanley Cup champion Colorado Avalanche play back-to-back games as part of the 2022 Global Series at Nokia Arena in Tampere, Finland. The CBJ contingent is led by Finnish natives General Manager Jarmo Kekalainen (Tampere), LW Patrik Laine (Tampere) and G Joonas Korpi (Pori).



**Dec. 31, 2022** - Gustav Nyquist scores two shorthanded goals in a 4-1 Blue Jackets victory over the Chicago Blackhawks, marking the first time in franchise history a player has scored multiple shorthanded goals in a single game.

**Jan. 7 - 14, 2023** - Rookie Kirill Marchenko and LW Patrik Laine register the club's 44th and 45th hat tricks in franchise history five games and eight days apart against Carolina and at Detroit, respectively. Marchenko became the sixth rookie in franchise history to record a hat trick, while Laine tallies his 10th career hat trick - and second with the Blue Jackets.

**Feb. 28, 2023** - Eric Robinson tallies his first career hat trick and the 46th hat trick in franchise history with three goals at Buffalo.

**Mar. 14, 2023** - Johnny Gaudreau ties the franchise record for points in a single game with five (2-3-5) in a 6-5 overtime win at San Jose. The winger, who played in his seventh All-Star Game - and first with the Blue Jackets - on February 4, led the club with 21-53-74 in 80 games in his first season with the team.

**Apr. 2, 2023** - Kirill Marchenko tallies his 21st goal of the season against Ottawa to surpass Pierre-Luc Dubois (20, 2017-18) for the most goals by a Blue Jackets rookie in a campaign. Marchenko posted 21-4-25 and seven power play goals in 59 appearances to finish the season tied for the most power play goals and the third-most goals among NHL rookies.

**Apr. 4, 2023** - Jef Greaves sets franchise records for most shots-faced and saves in an NHL and CBJ debut by turning aside 46-of-49 shots in a 4-2 loss at Toronto.

**Apr. 4, 2023** - With nine players missing due to injuries/illness at Toronto, the club sets a new franchise record for man games lost due to injuries/illness of 512, surpassing the 508 MGL recorded in 2014-15. The Blue Jackets finish with 563 MGL for the campaign.

**Apr. 13, 2023** - C Tyler Angle, LW Mikael Pyhtia and D Stanislav Svozil all make their NHL debuts against Pittsburgh marking the first time in club history that three players skated in their first game in the same contest. The club had a franchise-record 47 different players, including six goaltenders, play in a game during the 2022-23 season, surpassing the previous highs of 43 players (2003-04) and five goaltenders (2006-07 and 2008-09).

**Apr. 15, 2023** - The Blue Jackets relieve Brad Larsen of his duties as head coach and announce they will not renew the contract of goaltending coach Manny Legace.

**June 6-9, 2023** - Columbus adds a pair of veteran blueliners to the organization over a four day span, acquiring 2015 seventh overall pick Ivan Provorov in a three-team trade involving the Philadelphia Flyers and Los Angeles Kings on June 6 before adding Damon Severson in a sign and trade with New Jersey.

**June 28-29, 2023** - Columbus selects eight players in the 2023 NHL Draft, held at Bridgestone Arena in Nashville, Tennessee. The team selects 2023 Hobey Baker Award winner and Michigan freshman center Adam Fantilli with the third overall selection.

**July 1, 2023** - The Blue Jackets name Mike Babcock as the ninth head coach in franchise history.

**July 1, 2023** - Columbus signs first round pick Adam Fantilli to a three-year Entry Level Contract.

**Sept. 17, 2023** - Mike Babcock resigns as head coach of the Blue Jackets. The club names Associate Coach Pascal Vincent as head coach and signs him to a two-year contract through the 2024-25 National Hockey League season.





# ALL-TIME TRANSACTIONS

## 2000

- May 4** Signed G Greg Gardner as a free agent.
- May 8** Signed LW Jonathan Schill as a free agent.
- May 8** Signed LW Mathieu Darche as a free agent.
- May 11** Acquired C Chris Nielsen from NY Islanders for fourth and ninth round picks in the 2000 Entry Draft.
- May 17** Signed LW Jeremy Reich as a free agent.
- May 25** Acquired C Espen Knutsen from Anaheim for a fourth round pick in the 2001 Draft.
- May 26** Signed C Blake Bellefeuille as a free agent.
- May 26** Claimed D Jamie Heward off waivers from NY Islanders.
- May 29** Signed D Dan Watson as a free agent.
- May 30** Signed LW Martin Spanhel as a free agent.
- June 2** Signed RW Reggie Savage as a free agent.
- June 5** Signed C Brad Moran as a free agent.
- June 7** Acquired G Marc Denis from Colorado for a second round pick in the 2000 Entry Draft.
- June 8** Signed RW David Vyborny as a free agent.
- June 12** Acquired RW Jan Caloun, a ninth round pick in the 2000 Draft and future considerations from San Jose for future considerations.
- June 12** Acquired LW Krzysztof Oliwa from New Jersey for third round pick in the 2001 Draft.
- June 22** Selected 26 players in the Expansion Draft.



- June 23** Acquired D Jean-Luc Grand-Pierre, RW Matt Davidson, a fifth round pick in the 2000 Entry Draft and a fifth round pick in the 2001 Draft from Buffalo for past considerations.
- June 23** Acquired D Deron Quint from New Jersey for past considerations.
- July 3** Signed D Lyle Odelein as a free agent.
- July 4** Signed G Ron Tugnutt as a free agent.
- July 7** Signed D Frantisek Kucera as a free agent.
- July 11** Signed C Serge Aubin as a free agent.
- July 18** Signed D Michael Gaul as a free agent.
- July 20** Signed D Petteri Nummelin.
- July 24** Signed RW Jan Caloun.
- Aug. 3** Signed C Bill Bowler as a free agent.
- Aug. 3** Signed LW Sean Selmsler as a free agent.
- Aug. 3** Signed D Andrei Stryubko as a free agent.
- Aug. 7** Signed D Sergei Klimentiev as a free agent.
- Aug. 16** Acquired RW Kent McDonnell from Detroit for a sixth round pick in the 2003 Draft.
- Aug. 24** Signed D Kevin Dahl as a free agent.
- Aug. 24** Signed RW Mike Maneluk as a free agent.
- Aug. 31** Signed G Marc Denis, restricted free agent, to a multi-year contract.
- Sept. 24** Signed D Tyler Sloan as a free agent.
- Oct. 2** Signed D Rostislav Klesla, a first round draft pick in the 2000 Draft, to a three-year contract.
- Oct. 6** Signed LW Steve Maltais as a free agent, to a one-year contract.
- Nov. 9** Acquired G Jean-Francois Labbe from NY Rangers for D Bert Robertsson.
- Nov. 23** Placed RW Jan Caloun on unconditional waivers.
- Nov. 27** Signed RW Alexander Selivanov as a free agent, to a one-year contract.

## 2001

- Jan. 14** Acquired a third round pick in the 2001 Draft from Pittsburgh for LW Krzysztof Oliwa.
- Jan. 31** Signed LW Jody Shelley as a free agent.

- Mar. 13** Acquired LW Ray Whitney and considerations from Florida for C Kevyn Adams and a fourth round pick in the 2001 Draft.
- Mar. 13** Acquired a third round pick in the 2001 Draft from Buffalo for RW Steve Heinze.
- Mar. 13** Acquired a sixth round pick in the 2001 Draft from Pittsburgh for D Frantisek Kucera.
- Mar. 13** Claimed RW Blake Sloan off waivers from Dallas.
- Mar. 14** Re-signed D Radim Bicanek, to a multi-year contract.
- May 7** Signed G Karl Goehring as a free agent.
- May 10** Signed D Duvie Westcott as a free agent.
- May 18** Claimed C Sean Pronger off waivers from NY Islanders.
- May 29** Signed C Brett Harkins as a free agent.
- May 31** Signed D Jeff Ware as a free agent.
- June 20** Signed C Andrej Nedorost.
- June 20** Signed LW Martin Paroulek.
- June 24** Acquired D Paul Manning from Calgary for a fifth round pick in the 2001 Draft.
- July 7** Signed RW David Ling as a free agent.
- July 7** Signed C Mike Sillinger as a free agent, to a multi-year contract.
- July 9** Re-signed RW Blake Sloan to a multi-year contract.
- July 10** Signed D Darrel Scoville as a free agent.
- July 13** Re-signed C Tyler Wright to a multi-year contract.
- July 31** Re-signed D Mattias Timander.
- July 31** Re-signed RW Matt Davidson.
- July 31** Re-signed D Andrei Stryubko.
- July 31** Re-signed G Greg Gardner.
- Aug. 3** Re-signed D Jamie Pushor.
- Aug. 23** Re-signed LW Geoff Sanderson to a one-year contract.
- Aug. 29** Acquired RW Grant Marshall from Dallas for a second round pick in the 2003 Draft.
- Sept. 17** Signed G Andrew Penner as a free agent.
- Sept. 17** Signed D Derrick Walser as a free agent.
- Sept. 24** Re-signed D Deron Quint to a two-year contract.
- Sept. 28** Claimed LW Kirk Muller off waivers from Dallas.
- Sept. 28** Acquired D Evgeny Petrochinin from Dallas for LW Kirk Muller.
- Oct. 19** Signed G Shane Benders to a multi-year contract.

## 2002

- Mar. 15** Acquired a fourth round pick in the 2003 Draft from Pittsburgh for D Jamie Pushor.
- Mar. 19** Acquired D Jaroslav Spacek and a second round pick in the 2003 Draft from Chicago for D Lyle Odelein.
- Mar. 19** Acquired D Jamie Allison from Calgary for RW Blake Sloan.
- Apr. 22** Re-signed LW Jody Shelley to a multi-year contract.
- Apr. 23** Signed G Pascal Leclaire, first round pick and eighth overall, to a multi-year contract.
- May 28** Re-signed RW David Vyborny to a one-year contract.
- May 28** Signed C Sean Pronger to a multi-year deal.
- May 28** Signed D Scott Heffernan to a multi-year deal.
- June 2** Signed RW Ben Knopp to a multi-year contract.
- June 18** Acquired 20th overall pick in the 2002 Draft from Dallas for G Ron Tugnutt and the 32nd pick in the 2002 Draft.
- June 22** Acquired first overall pick in the 2002 Draft from Florida for third overall pick and future considerations.
- June 22** Acquired rights to LW Mike Pandolfo and the 30th overall pick in the 2002 Draft from Buffalo for the 20th overall pick in the 2002 Draft.
- June 22** Acquired the 41st and 96th picks overall in the 2002 Draft from Atlanta for the 30th overall in the 2002 Draft.
- June 22** Acquired a fourth round pick in the 2002 Draft from NY Islanders for D Mattias Timander.
- June 23** Acquired sixth and seventh round picks in the 2002 Draft from Philadelphia for a fifth round pick in the 2003 Draft.
- June 23** Acquired ninth round pick in the 2002 Draft from Florida for ninth round pick in the 2003 Draft.
- June 26** Re-signed RW Grant Marshall to a multi-year deal.
- June 26** Signed C/LW Lasse Pirjeta to a one-year deal, with the option for a second season.
- June 27** Re-signed G Marc Denis to a multi-year contract.
- July 2** Signed RW Tim Jackman to a multi-year contract.





**July 4** Signed D Scott Lachance as a free agent, to a multi-year contract.  
**July 4** Signed D Luke Richardson as a free agent, to a multi-year contract.  
**July 8** Signed LW Mike Pandolfo to a multi-year deal.  
**July 8** Re-signed D Jamie Allison to a one-year contract.  
**July 17** Signed C Don MacLean as a free agent, to a one-year deal with a club option for a second season.  
**July 29** Re-signed C Espen Knutsen to a multi-year deal.  
**July 29** Re-signed D Jean-Luc Grand-Pierre to a multi-year deal.  
**July 29** Re-signed LW Geoff Sanderson to a one-year deal.  
**Aug. 15** Signed C Andrew Cassels as a free agent, to a multi-year contract.  
**Oct. 4** Claimed D Mathieu Biron from Tampa Bay in the 2002 Waiver Draft.  
**Oct. 4** Acquired RW Petr Tenkrat from Florida in exchange for D Mathieu Biron.  
**Oct. 5** Claimed RW Hannes Hyvonen off waivers from Florida.  
**Oct. 7** Signed LW Rick Nash to a three-year contract.  
**Dec. 2** Traded RW Chris Nielsen and the rights to D Peterri Nummelin to Atlanta for RW Tomi Kallio and D Pauli Levokari.

## 2003

**Jan. 1** Announced LW Tomi Kallio was claimed off waivers by Philadelphia.  
**Jan. 20** Signed D Darren Van Impe as a free agent.  
**Feb. 10** Acquired D Brandon Buckley from Pittsburgh for D Pauli Levokari.  
**Mar. 10** Traded RW Grant Marshall to New Jersey for a conditional draft pick.  
**May 7** Re-signed LW Geoff Sanderson and RW David Vyborny.  
**May 15** Re-signed D Duvie Westcott.  
**May 15** Signed LW Joe Motzko as a free agent.  
**June 2** Signed G Fred Brathwaite as a free agent.  
**June 3** Signed D Aaron Johnson to a multi-year contract.  
**June 12** Re-signed C Don MacLean to a one-year contract with an option for a second season.  
**June 12** Re-signed D Pauli Levokari to a one-year contract with an option for a second season.  
**July 1** Re-signed C Andrew Cassels to a multi-year contract.  
**July 3** Signed C Todd Marchant as a free agent, to a multi-year contract.  
**July 3** Signed RW Trevor Letowski as a free agent, to a multi-year contract.  
**July 15** Signed C Mark Hartigan as a free agent, to a one-year contract.  
**July 15** Signed D Alexander Guskov to a multi-year deal.  
**July 18** Re-signed D Derrick Walser.  
**July 18** Re-signed D Darrel Scoville.  
**July 22** Acquired D Darryl Sydor from Dallas for C Mike Sillinger and a second round pick in the the 2004 Draft.  
**July 24** Re-signed D David Ling.  
**July 24** Re-signed C Brad Moran.  
**Aug. 14** Re-signed RW Kent McDonell.  
**Aug. 14** Re-signed LW Jeremy Reich.  
**Aug. 15** Signed RW Nikolai Zherdev to a multi-year contract.  
**Aug. 26** Re-signed G Karl Goehring.  
**Oct. 3** Claimed C Travis Green from Toronto in Waiver Draft.  
**Oct. 3** Acquired a sixth round choice in the 2004 Draft from Boston in exchange for C Travis Green.  
**Oct. 3** Announced RW Petr Tenkrat was claimed by Toronto in the Waiver Draft.  
**Oct. 6** Signed C Dan Fritsche to a multi-year contract.  
**Oct. 10** Signed D Anders Eriksson to a one-year, two-way NHL/AHL contract.  
**Oct. 30** Acquired D Zenith Komarniski from Vancouver for C Sean Pronger.  
**Nov. 21** Claimed C Manny Malhotra off waivers from Dallas.  
**Dec. 10** Signed D Jamie Pushor as a free agent to a one-year contract.

**Dec. 16** Announced buy-out agreement had been reached with C Espen Knutsen.  
**Dec. 31** Announced D Jean-Luc Grand-Pierre was claimed off waivers by Atlanta.

## 2004

**Jan. 9** Announced D Todd Rohloff was claimed off waivers by Washington.  
**Jan. 23** Acquired an eighth round pick in the 2004 Draft from NY Rangers for D Jamie Pushor.  
**Jan. 27** Acquired C Alexander Svitov and a third round pick in the 2004 Draft for D Darryl Sydor and a fourth round pick in the 2004 Draft.  
**Mar. 9** Acquired a third round pick in the 2004 Draft from Vancouver for LW Geoff Sanderson.  
**Mar. 9** Acquired C Brian Holzinger from Pittsburgh for C Lasse Pirjeta.  
**Mar. 19** Signed RW Steven Goertzen to a multi-year contract.

**Apr. 12** Signed D Prestin Ryan as a free agent.  
**Apr. 15** Signed C Greg Mauldin as a free agent to a multi-year deal.  
**Apr. 15** Signed RW Brandon Sugden to a one-year, two-way NHL/AHL contract.  
**June 1** Signed D Ole-Kristian Tollefsen to a multi-year contract.  
**June 1** Signed RW Tim Konsorada to a multi-year contract.  
**June 10** Re-signed D Rostislav Klesla to a one-year contract.  
**June 16** Acquired G Arturs Irbe from Carolina in exchange for future considerations.  
**June 28** Claimed LW Geoff Sanderson off waivers from Vancouver.  
**June 28** Re-signed G Karl Goehring.  
**June 30** Re-signed RW Kent McDonell.  
**June 30** Signed RW Tyler Kolarik and C Raffaele Sannitz to entry level contracts.  
**July 6** Acquired D Rostislav Suchy and a sixth round pick in the 2005 Draft from Phoenix in exchange for a fourth round pick in the 2005 Draft.  
**July 7** Re-signed C Mark Hartigan.  
**July 7** Signed D Andre Lakos and F Mattias Trattnig as free agents.  
**July 22** Re-signed D Darrel Scoville.  
**Aug. 26** Re-signed LW Mike Pandolfo.  
**Aug. 31** Re-signed C Brad Moran.  
**Sept. 7** Claimed C Jeff Panzer off waivers from St. Louis.  
**Sept. 14** Re-signed RW David Vyborny and G Marc Denis to multi-year contracts.  
**Sept. 14** Claimed D Francois Beauchemin off waivers from Montreal.

## 2005

**July 28** Exercised option on a one-year contract with D Radoslav Suchy.  
**July 28** Re-signed RW Joe Motzko to a two-year, two-way NHL/AHL contract.  
**July 28** Re-signed D Duvie Westcott to a two-year contract.  
**July 28** Signed C Philippe Dupuis and D Marc Methot to three-year, entry level contracts.  
**July 30** Acquired a fourth round pick in the 2005 Draft from Carolina for a fourth round pick in the 2006 Draft and the rights to D Derrick Walser.  
**Aug. 1** Re-signed D Francois Beauchemin to a two-year contract.  
**Aug. 2** Signed D Adam Foote as a free agent, to a three-year contract.  
**Aug. 3** Signed D Bryan Berard as a free agent, to a two-year contract.  
**Aug. 4** Signed G Martin Prusek as a free agent, to a one-year contract.  
**Aug. 8** Re-signed LW Rick Nash to a five-year contract.  
**Aug. 10** Signed C Jan Hrdina as a free agent, to a one-year contract.  
**Aug. 11** Signed C Ben Simon as a free agent, to a one-year contract.  
**Aug. 12** Re-signed D Jeff MacMillan as a free agent, to a one-year contract.  
**Aug. 15** Re-signed RW Tim Jackman, D Rostislav Klesla, G Pascal Leclaire and RW Brandon Sugden to one-year contracts.  
**Aug. 16** Signed C Andrew Murray to an entry level contract.  
**Aug. 19** Signed RW Jaroslav Balastik to a one-year contract.  
**Aug. 22** Re-signed C Mark Hartigan to a two-year, two-way NHL/AHL contract.  
**Aug. 22** Signed D Mark Flood as a free agent, to a three-year entry level contract.  
**Aug. 22** Signed C Peter Sarno to a one-year, two-way NHL/AHL contract.  
**Aug. 29** Signed RW Alexandre Picard and G Tomas Popperle to three-year contracts.  
**Oct. 3** Signed C Gilbert Brule to a three-year contract.  
**Oct. 4** Claimed D Andy Delmore off waivers from Detroit.  
**Oct. 5** Signed D Jamie Pushor to a one-year contract.  
**Oct. 8** Acquired D Cale Hulse, C Mike Rupp, LW Jason Chimera from Phoenix for LW Geoff Sanderson and RW Tim Jackman.  
**Nov. 15** Acquired C Sergei Fedorov, a fifth round pick in the 2006 Draft from Anaheim for D Francois Beauchemin and C Tyler Wright.  
**Nov. 25** Signed C Geoff Platt as a free agent, to a multi-year contract.  
**Nov. 29** Claimed D Ron Hainsey off waivers from Montreal.  
**Dec. 30** Signed LW Darcy Verot as a free agent, to a one-year contract.

## 2006

**Feb. 3** Signed C Joakim Lindstrom to a three-year entry level contract.  
**Feb. 28** Acquired LW Cam Severson from Calgary for D Cale Hulse.  
**Mar. 8** Traded D Luke Richardson to Toronto for a conditional draft pick.  
**Apr. 18** Re-signed D Rostislav Klesla to a four-year contract.  
**May 5** Re-signed RW David Vyborny to a two-year contract.  
**June 1** Signed G Dan LaCosta, RW Petr Pohl and D Kyle Wharton to three-year entry level contracts.  
**June 15** Re-signed LW Jody Shelley to a two-year contract.  
**June 20** Re-signed C Manny Malhotra to a three-year contract.  
**June 30** Acquired LW Fredrik Modin and G Fredrik Norrena from Tampa Bay for G Marc Denis.  
**July 1** Signed D Kris Russell to an entry level contract.



# ALL-TIME TRANSACTIONS

**July 1** Signed D Anders Eriksson as a free agent, to a one-year contract.  
**July 1** Re-signed C Alexander Svitov to a multi-year contract.  
**July 6** Signed G Ty Conklin as a free agent to a one-year, two-way NHL/AHL contract.  
**July 6** Signed D Tomas Kloucek to a one-year, two-way NHL/AHL contract.  
**July 11** Re-signed D Ron Hainsey to a two-year contract.  
**July 18** Re-signed G Pascal Leclaire to a two-year contract.  
**July 21** Signed C Janne Hauhtonen to a one-year, two-way NHL/AHL contract.  
**July 21** Signed D Jamie Pushor to a one-year, two-way NHL/AHL contract.  
**July 22** Re-signed LW Jason Chimera to a two-year contract.  
**Aug. 8** Signed D Filip Novak to a two-year, two-way NHL/AHL contract.  
**Aug. 22** Signed C Eric Boguniecki to a one-year, two-way NHL/AHL contract.  
**Sept. 13** Signed RW Anson Carter as a free agent to a one-year contract.  
**Sept. 28** Re-signed RW Nikolai Zherdev to a three-year contract.  
**Oct. 25** Acquired D Ryan Caldwell from NY Islanders for C Eric Boguniecki.  
**Nov. 29** Acquired D Derrick Walser from Carolina for D Mark Flood.

## 2007

**Jan. 26** Acquired LW Curtis Glencross, C Zenon Konopka and a conditional seventh round pick in either the 2007 or 2008 Draft from Anaheim in exchange for RW Joe Motzko, C Mark Hartigan and a fourth round pick in the 2007 Draft.  
**Feb. 11** Re-signed G Fredrik Norrena to a multi-year contract.  
**Feb. 23** Acquired a fifth round pick in the 2008 Draft from Carolina for RW Anson Carter.  
**Feb. 26** Re-signed LW Fredrik Modin to a multi-year contract.  
**Feb. 27** Acquired a fifth round pick in the 2007 Draft from Buffalo for G Ty Conklin.  
**Feb. 27** Claimed G Brian Boucher off waivers from Chicago.  
**Mar. 19** Signed D Jon Landry as a free agent, to a two-year entry level contract.  
**Mar. 24** Signed D Darcy Campbell as a free agent, to a two-year entry level contract.  
**Mar. 27** Signed LW Tom Sestito to a three-year entry level contract.  
**Apr. 7** Signed RW Jared Boll to a three-year entry level contract.  
**Apr. 7** Signed RW Derek Dorsett to a three-year entry level contract.  
**May 9** Signed G Steve Mason to a three-year entry level contract.  
**May 16** Acquired a fifth round pick in the 2007 Draft from Boston in exchange for the rights to D Adam McQuaid.  
**May 25** Signed LW Kirill Starkov to a three-year entry level contract.  
**June 1** Signed D Mikko Maenpaa to a one-year, two-way NHL/AHL contract.  
**July 1** Signed D Sheldon Brookbank as a free agent, to a one-year contract.  
**July 2** Re-signed D Ole-Kristian Tollefsen to a two-year contract.  
**July 2** Re-signed C Alexander Svitov to a two-year contract.  
**July 3** Signed C Jiri Novotny as a free agent, to a two-year contract.  
**July 5** Signed D Jan Hejda as a free agent, to a one-year contract.  
**July 10** Re-signed LW Curtis Glencross, LW Joakim Lindstrom and C Andrew Murray to one-year, two-way NHL/AHL contracts.  
**July 10** Re-signed RW Steve Goertzen to a two-year, two-way NHL/AHL contract.  
**July 11** Signed C Derek MacKenzie to a one-year, two-way NHL/AHL contract.  
**July 11** Signed D Dan Smith as a free agent, to a one-year, two-way NHL/AHL contract.  
**Aug. 3** Signed C Jakub Voracek to a three-year entry level contract.  
**Aug. 7** Signed C Kris Beech as a free agent to a one-year, two-way NHL/AHL contract.  
**Aug. 23** Signed C Michael Peca as a free agent to a one-year contract.  
**Sept. 13** Suspended C Alexander Svitov.  
**Nov. 6** Signed RW Stefan Legein to a three-year entry level contract.  
**Nov. 15** Acquired D Aaron Rome and D Clay Wilson from Anaheim in exchange for C Geoff Platt.

## 2008

**Jan. 29** Acquired a sixth round pick in the 2009 Draft from San Jose in exchange for LW Jody Shelley.  
**Feb. 1** Acquired D Dick Tarnstrom from Edmonton in exchange for LW Curtis Glencross.  
**Feb. 26** Acquired conditional first and fourth round picks from Colorado in exchange for D Adam Foote.  
**Feb. 26** Acquired D Theo Ruth from Washington in exchange for C Sergei Fedorov.  
**Feb. 28** Acquired LW Nate DiCasmirro from Phoenix in exchange for RW Steven Goertzen.  
**Mar. 7** Re-signed C Andrew Murray to a three-year contract.  
**Mar. 28** Signed D Nick Holden to a three-year entry level contract.  
**Apr. 7** Signed D Grant Clitsome to a three-year entry level contract.  
**Apr. 29** Re-signed D Jan Hejda to a three-year contract.  
**May 27** Acquired D Jonathan Sigalef from Boston for the rights to LW Matt Marquardt.

**June 20** Acquired C R.J. Umberger and a fourth round pick in the 2008 Draft from Philadelphia for first and third round picks in the 2008 Draft.  
**June 21** Acquired a fourth and fifth round pick in the 2008 Draft from Boston for a fourth round pick in the 2008 Draft.  
**July 1** Acquired LW Raffi Torres from Edmonton for C Gilbert Brule.  
**July 1** Signed D Mike Commodore as a free agent, to a five-year contract.  
**July 2** Acquired D Fedor Tyutin and D Christian Backman from NY Rangers for C Dan Fritsche and RW Nikolai Zherdev.  
**July 2** Signed RW Kristian Huselius as a free agent, to a four-year contract.  
**July 7** Signed C R.J. Umberger to a four-year contract.  
**July 7** Re-signed D Clay Wilson to a one-year, two-way NHL/AHL contract.  
**July 7** Re-signed D Andrey Plekhanov to a two-year, two-way NHL/AHL contract.  
**July 7** Signed LW John Vigilante to a one-year, two-way NHL/AHL contract.  
**July 9** Signed C Nikita Filatov to a three-year entry level contract.  
**July 11** Re-signed C Michael Peca to a one-year contract.  
**July 14** Re-signed C Derek MacKenzie to a two-year, two-way NHL/AHL contract.  
**July 14** Signed LW Craig MacDonald to a one-year, two-way NHL/AHL contract.  
**July 15** Acquired conditional draft pick from Anaheim for LW Joakim Lindstrom.  
**July 16** Re-signed LW Alexandre Picard a one-year, two-way NHL/AHL contract.  
**July 16** Re-signed D Marc Methot a one-year, two-way NHL/AHL contract.  
**July 16** Signed C Steve Kelly as a free agent to a one-year, two-way NHL/AHL contract.  
**July 17** Re-signed D Aaron Rome to a one-year, two-way NHL/AHL contract.  
**July 25** Signed LW Mike York as a free agent to a one-year contract.  
**July 30** Re-signed G Pascal Leclaire to a three-year contract.  
**Aug. 29** Signed RW Maksim Mayorov to a three-year entry level contract.

## 2009

**Jan. 10** Acquired RW Mike Blunden from Chicago for RW Adam Pineault.  
**Jan. 14** Acquired C Jason Williams from Atlanta for D Clay Wilson and San Jose's sixth round pick in the 2009 Draft.  
**Jan. 17** Claimed G Wade Dubielewicz off waivers from NY Islanders.  
**Feb. 21** Claimed C Chris Gratton off waivers from Tampa Bay.  
**Mar. 4** Acquired C Antoine Vermette from Ottawa for G Pascal Leclaire and a second round pick in the 2009 Draft.  
**Mar. 4** Acquired G Kevin Lalonde from Calgary for a fourth round pick in the 2009 Draft.  
**July 1** Signed D Brent Regner to a three-year entry level contract.  
**July 1** Signed C Samuel Pahlsson as a free agent to a three-year contract.  
**July 1** Signed G Mathieu Garon as a free agent to a two-year contract.  
**July 3** Signed C Trevor Frischmon to a one-year, two-way NHL/AHL contract.  
**July 3** Signed LW Rick Nash to an eight-year contract extension.  
**July 6** Signed C Pascal Pelletier to a one-year, two-way NHL/AHL contract.  
**July 10** Re-signed D Jonathan Sigalef to a two-year, two-way NHL/AHL contract.  
**July 14** Signed D Mathieu Roy to a one-year, two-way NHL/AHL contract.  
**July 21** Re-signed RW Mike Blunden to a one-year, two-way NHL/AHL contract.  
**July 21** Signed D John Moore to a three-year entry level contract.  
**July 22** Re-signed D Marc Methot to a two-year contract.  
**July 28** Re-signed G Dan LaCosta to a one-year, two-way NHL/AHL contract.  
**Sept. 9** Re-signed LW Alexandre Picard to a one-year contract.  
**Sept. 12** Re-signed RW Derek Dorsett to a two-year contract extension.  
**Sept. 15** Re-signed C Antoine Vermette to a five-year contract extension.  
**Sept. 28** Acquired D Anton Stralman from Calgary for a third round pick in the 2010 Draft.  
**Oct. 8** Acquired LW Jordan LaVallee-Smotherman from Atlanta for future considerations.  
**Oct. 20** Acquired D Michael Ratchuk from Philadelphia for RW Stefan Legein.  
**Dec. 8** Acquired D Brandon Bell and F Tomas Kana from St. Louis for F Pascal Pelletier.  
**Dec. 28** Acquired D Milan Jurcina and RW Chris Clark from Washington for LW Jason Chimera.  
**2010**  
**Mar. 1** Acquired C Greg Moore from NY Islanders in exchange for D Dylan Reese.  
**Mar. 3** Acquired a conditional sixth round pick in the 2010 Draft from Washington for D Milan Jurcina.  
**Mar. 3** Acquired D Nathan Paetsch and a second round pick in the 2010 Draft from Buffalo for LW Raffi Torres.  
**Mar. 3** Acquired a conditional seventh round pick in the 2010 Draft from Los Angeles for LW Fredrik Modin.  
**Mar. 3** Acquired C Chad Kolarik from Phoenix for LW Alexander Picard.





**Mar. 3** Acquired the rights to C Matt Rust from Florida for D Mathieu Roy.  
**Mar. 18** Signed LW Matt Calvert to a three-year entry level contract.  
**Apr. 12** Signed D Theo Ruth to a three-year entry level contract.  
**Apr. 29** Signed D Cody Goloubef to a three-year entry level contract.  
**May 5** Signed G Gustaf Wesslau to a one-year, two-way NHL/AHL contract.  
**May 6** Signed D Steven Delisle to a three-year entry level contract.  
**May 18** Signed RW Tomas Kubalik to a three-year entry level contract.  
**June 3** Signed D David Savard to a three-year entry level contract.  
**June 9** Re-signed C Tomas Kana to a one-year, two-way, entry level contract.  
**June 30** Claimed LW Ethan Moreau off waivers from Edmonton.  
**July 1** Re-signed C Derek MacKenzie to a two-year, two-way NHL/AHL contract.  
**July 2** Re-signed C Trevor Frischmon to a one-year, two-way contract.  
**July 2** Signed D Nate Guenin as a free agent, to a one-year, two-way contract.  
**July 2** Signed C Kyle Wilson as a free agent, to a one-year, two-way contract.  
**July 7** Signed G David LeNeveu as a free agent, to a one-year, two-way contract.  
**July 13** Re-signed RW Jared Boll to a two-year contract.  
**July 15** Re-signed LW Tom Sestito to a one-year, two-way NHL/AHL contract.  
**July 16** Re-signed C Chad Kolarik to a one-year two-way NHL/AHL contract.  
**July 22** Re-signed D Grant Clitsome to a one-year two-way NHL/AHL contract.  
**July 28** Re-signed D Anton Stralman to a one-year contract.  
**Aug. 10** Re-signed RW Mike Blunden to a one-year two-way NHL/AHL contract.  
**Aug. 18** Signed RW Ben Guite as a free agent to a one-year contract.  
**Sept. 9** Signed C Ryan Johansen to a three-year entry level contract.  
**Sept. 20** Signed G Steve Mason to two-year contract extension.  
**Oct. 7** Signed F Oliver Gabriel as a free agent to a three-year entry level contract.

## 2011

**Jan. 4** Acquired C Trevor Smith from Anaheim in exchange for D Nate Guenin.  
**Feb. 26** Claimed D Craig Rivet off waivers from Buffalo.  
**Feb. 28** Acquired LW Scottie Upshall and D Sami Lepisto from Phoenix in exchange for D Rostislav Klesla and C Dane Byers.  
**Feb. 28** Acquired RW Greg Moore and the rights to C Michael Chaput from Philadelphia in exchange for LW Tom Sestito.  
**Mar. 1** Acquired RW Petr Kalus from Minnesota in exchange for future considerations.  
**Mar. 17** Signed D Anton Blomqvist to a three-year entry level contract.  
**Mar. 27** Signed RW Cam Atkinson to a two-year entry level contract.  
**Mar. 29** Signed G Allen York to a two-year entry level contract.  
**June 10** Re-signed D Grant Clitsome to a two-year contract.  
**June 20** Re-signed D Nick Holden to a one-year, two-way NHL/AHL contract.  
**June 23** Acquired C Jeff Carter from Philadelphia in exchange for RW Jakub Voracek and first and third round picks in the 2011 Draft.  
**June 25** Acquired a third round pick in the 2011 Draft from Ottawa in exchange for LW Nikita Filatov.  
**June 29** Acquired rights to D James Wisniewski from Montreal in exchange for a seventh round pick in the 2012 Draft (became fifth round pick when Wisniewski signed with CBJ).  
**June 29** Re-signed RW Mike Blunden to a one-year, two-way NHL/AHL contract.  
**July 1** Signed D James Wisniewski to a six-year contract.  
**July 1** Signed G Mark Dekanich as a free agent to a one-year contract.  
**July 1** Signed G Curtis Sanford to a one-year, two-way NHL/AHL contract.  
**July 1** Signed D Dalton Prout to a three-year entry level contract.  
**July 1** Signed C Andrew Joudrey to a two-year, two-way NHL/AHL contract.  
**July 1** Signed C Nick Drazenovic to a one-year, two-way NHL/AHL contract.  
**July 4** Signed LW Alexandre Giroux to a one-year, two-way NHL/AHL contract.  
**July 5** Signed D Aaron Johnson to a one-year, two-way NHL/AHL contract.  
**July 5** Re-signed D Marc Methot to a four-year contract.  
**July 6** Signed D Radek Martinek as a free agent, to a one-year contract.  
**July 7** Acquired C Ryan Russell from Montreal in exchange for RW Mike Blunden.  
**July 7** Signed LW Dane Byers to a one-year, two-way NHL/AHL contract.  
**July 7** Signed C Martin St. Pierre to a one-year, two-way NHL/AHL contract.  
**July 13** Signed C Cody Bass as a free agent to a one-way, NHL/AHL contract.  
**July 23** Signed C/LW Vinny Prospal as a free agent to a one-year contract.  
**Aug. 8** Signed LW Dalton Smith to a three-year, entry level contract.  
**Aug. 8** Signed RW Ryan Russell to a one-year, two-way NHL/AHL contract.  
**Aug. 31** Re-signed D Fedor Tyutin to a six-year contract.  
**Nov. 8** Acquired C Mark Letestu from Pittsburgh in exchange for a fourth round pick in the 2012 Draft.  
**Nov. 11** Acquired D Nikita Nikitin from St. Louis in exchange for D Kris Russell.

## 2012

**Jan. 14** Claimed LW Colton Gillies off waivers from Minnesota.  
**Jan. 19** Signed D Brett Lebda to a one-year contract.  
**Feb. 8** Signed LW Vinny Prospal to a one-year contract extension.  
**Feb. 22** Acquired a 2012 second round pick, conditional 2013 fifth round pick and G Curtis McElhinney from Phoenix in exchange for C Antoine Vermette.  
**Feb. 23** Acquired D Jack Johnson and a conditional first round pick from Los Angeles in exchange for C Jeff Carter.  
**Feb. 25** Claimed C Darryl Boyce off waivers from Toronto.  
**Feb. 27** Announced D Grant Clitsome was claimed off waivers by Winnipeg.  
**Feb. 27** Acquired two fourth round picks in the 2012 Entry Draft and D Taylor Ellington from Vancouver in exchange for C Samuel Pahlsson.  
**Mar. 28** Signed G Shawn Hunwick to an amateur tryout contract.  
**Mar. 29** Signed C Sean Collins to a two-year entry level contract.  
**Mar. 29** Signed G Shawn Hunwick to a one-year contract.  
**Apr. 6** Signed D Will Weber to a two-year entry level contract.  
**Apr. 12** Signed LW Jake Hansen to a two-year entry level contract.  
**Apr. 25** Signed C Nick Drazenovic to a one-year, two-way NHL/AHL contract.  
**Apr. 28** Signed C Michael Chaput to a three-year entry level contract.  
**May 19** Signed D Austin Madaisky to a three-year entry level contract.  
**May 23** Re-signed RW Derek Dorsett to a three-year contract.  
**May 24** Re-signed C Ryan Russell to a one-year, two-way NHL/AHL contract.  
**May 31** Re-signed C Derek MacKenzie to a two-year contract.  
**June 20** Acquired G Sergei Bobrovsky from Philadelphia in exchange for 2012 second and fourth round picks and 2013 fourth round pick.  
**June 28** Re-signed D Nikita Nikitin to a two-year contract.  
**June 30** Re-signed RW Jared Boll to a two-year contract.  
**June 30** Re-signed D Nick Holden to a one-year, two-way NHL/AHL contract.  
**July 1** Re-signed G Curtis McElhinney to a one-year, two-way NHL/AHL contract.  
**July 1** Signed LW Jonathan Audy-Marchessault to a three-year entry level contract.  
**July 1** Acquired LW Nick Foligno from Ottawa in exchange for D Marc Methot.



**July 1** Signed D Adrian Aucoin as a free agent to a one-year contract.  
**July 6** Re-signed LW Nick Foligno to a three-year contract.  
**July 23** Acquired C Artem Anisimov, C Brandon Dubinsky, D Tim Erixon and a 2013 first round pick from NY Rangers in exchange for LW Rick Nash, D Steven Delisle and a 2013 conditional third round pick.  
**July 24** Signed D Ryan Murray to a three-year entry level contract.

## 2013

**Mar. 10** Acquired RW Spencer Machacek from Winnipeg in exchange for RW Tomas Kubalik.  
**Mar. 12** Acquired RW Matt Ford from Philadelphia in exchange for future considerations.  
**Apr. 2** Re-signed C Mark Letestu to a two-year contract extension.  
**Apr. 3** Acquired RW Marian Gaborik, D Steven Delisle and D Blake Parlett from NY Rangers in exchange for C Derek Dorsett, C Derick Brassard, D John Moore and a sixth round selection at the 2013 NHL Entry Draft.  
**Apr. 3** Acquired LW Blake Comeau from Calgary in exchange for a fifth round selection at the 2013 NHL Entry Draft.  
**Apr. 3** Acquired G Michael Leighton and a fifth round selection at the 2015 NHL Entry Draft from Philadelphia in exchange for G Steve Mason.  
**Apr. 3** Acquired G Patrick Killeen from Pittsburgh in exchange for future considerations.  
**Apr. 10** Signed C Lukas Sedlak to a three-year, entry-level contract.  
**Apr. 23** Re-signed LW Matt Calvert to a two-year contract extension.  
**Apr. 26** Re-signed RW Cam Atkinson to a two-year contract extension.



# ALL-TIME TRANSACTIONS

**May 24** Signed G Curtis McElhinney to a one-year contract.  
**May 24** Signed D Ilari Melart to a one-year entry level contract.  
**May 28** Signed G Anton Forsberg to a three-year, entry level contract.  
**June 26** Re-signed C Artem Anisimov to a three-year contract extension.  
**July 1** Re-signed G Sergei Bobrovsky to a two-year contract extension.  
**July 5** Signed RW Nathan Horton to a seven-year contract.  
**July 5** Signed G Jeremy Smith to a one-year, two-way NHL/AHL contract.  
**July 5** Signed RW Cody Bass to a one-year, two-way NHL/AHL contract.  
**July 5** Signed RW Blake Comeau to a one-year contract extension.  
**July 5** Signed C Ryan Craig to a two-year, two-way NHL/AHL contract.  
**July 5** Signed G Mike McKenna to a one-year, two-way NHL/AHL contract.  
**July 5** Signed D Thomas Larkin to a two-year entry level contract.  
**July 5** Signed D Patrick McNeill to a one-year, two-way NHL/AHL contract.  
**July 6** Signed D Patrick McNeill to a one-year, two-way NHL/AHL contract.  
**July 7** Signed RW Jack Skille to a one-year, two-way NHL/AHL contract.  
**July 7** Signed D Frederic St. Denis to a one-year, two-way NHL/AHL contract.  
**July 15** Re-signed D David Savard to a one-year, two-way NHL/AHL contract extension.  
**July 19** Re-signed D Blake Parlett to a one-year, two-way NHL/AHL contract extension.  
**July 19** Re-signed RW Spencer Machacek to a one-year, two-way NHL/AHL contract extension.  
**July 25** Re-signed D Cody Goloubef to a one-year, two-way NHL/AHL contract extension.  
**Nov. 5** Signed RW Josh Anderson to a three-year, entry-level contract.  
**Nov. 28** Claimed RW Corey Tropp off waivers from Buffalo.  
**Dec. 26** Signed RW Oliver Bjorkstrand to three-year, entry-level contract.  
**Dec. 31** Signed LW Kerby Rychel to three-year, entry-level contract.

## 2014

**Feb. 6** Acquired F Paul Thompson from Pittsburgh in exchange for F Spencer Machacek.  
**Feb. 7** Acquired F Carter Camper from Boston in exchange for D Blake Parlett.  
**Mar. 5** Acquired F Matt Frattin and two conditional draft picks from Los Angeles in exchange for F Marian Gaborik.  
**Mar. 5** Acquired D Nick Schultz from Edmonton in exchange for a fifth round pick in the 2014 NHL Draft.  
**Mar. 5** Acquired D Matt Taormina and F Dana Tyrell from Tampa Bay in exchange for F Jonathan Marchessault and F Dalton Smith.  
**Mar. 14** Signed F Marko Dano to a three-year, entry-level contract.  
**Mar. 21** Signed G Joonas Korhonen to three year, entry-level contract.  
**Apr. 1** Signed F T.J. Tynan to a two-year, entry-level contract.  
**May 8** Signed G Oscar Dansk to a three-year, entry-level contract.  
**May 16** Signed F Alexander Wennberg to a three-year, entry-level contract.  
**May 30** Signed F Daniel Zaar to a three-year, entry-level contract.  
**June 4** Signed F Simon Hjalmarsson to a one-year, two-way NHL/AHL contract.  
**June 23** Acquired F Scott Hartnell from Philadelphia in exchange for F R.J. Umberger and a fourth round pick in the 2015 NHL Draft.  
**June 23** Signed G Curtis McElhinney to a one-year contract.  
**June 28** Signed D Dalton Prout to a two-year contract.  
**July 1** Acquired F Jerry D'Amigo and a conditional draft pick from Toronto in exchange for F Matt Frattin.  
**July 1** Signed D Frédéric St-Denis to a one-year, two-way NHL/AHL contract.  
**July 4** Signed F Brian Gibbons to a one-year, two-way NHL/AHL contract.  
**July 5** Signed D David Savard to a two-year contract.  
**July 7** Signed F Corey Tropp to a two-year contract.  
**July 7** Signed D Cody Goloubef to a one-year, two-way NHL/AHL contract.  
**July 7** Signed F Sean Collins to a one-year, two-way NHL/AHL contract.  
**July 8** Signed D Will Weber to a one-year, two-way NHL/AHL contract.  
**July 9** Signed D Will Weber to a one-year, two-way NHL/AHL contract.  
**July 11** Signed F Brandon Dubinsky to six-year extension.  
**July 15** Signed D Tim Erixon to a one-year contract.  
**July 28** Signed F Dana Tyrell to a one-year, two-way NHL/AHL contract.  
**July 29** Signed F Jerry D'Amigo to a one-year, two-way NHL/AHL contract.  
**Sept. 11** Signed F Sonny Milano to a three-year, entry level contract.  
**Oct. 2** Claimed RW Jack Skille off waivers from NY Islanders.  
**Oct. 6** Signed C Ryan Johansen to a three-year contract.  
**Oct. 7** Claimed F Adam Cracknell off waivers from Los Angeles.  
**Nov. 15** Acquired D Jordan Leopold from St. Louis in exchange for a 2016 fifth round draft pick.  
**Nov. 18** Claimed D Kevin Connauton off waivers from Dallas.  
**Dec. 14** Acquired LW Jeremy Morin from Chicago in exchange for D Tim Erixon.  
**Dec. 16** Acquired C Luke Adam from Buffalo in exchange for F Jerry D'Amigo.  
**Dec. 31** Re-signed LW Nick Foligno to a six-year contract.

## 2015

**Jan. 9** Re-signed G Sergei Bobrovsky to a four-year contract.  
**Feb. 26** Acquired RW David Clarkson from Toronto in exchange for RW Nathan Horton.  
**Feb. 26** Traded F Adam Cracknell to St. Louis in exchange for future considerations.  
**Mar. 1** Signed D Dillon Heatherington to a three-year, entry level contract.  
**Mar. 2** Acquired C William Karlsson, LW Rene Bourque and a 2015 second round pick from Anaheim in exchange for D James Wisniewski and a 2015 third round pick.  
**Mar. 2** Acquired D Justin Falk and a 2015 fifth round pick from Minnesota in exchange for D Jordan Leopold.  
**Mar. 2** Re-signed RW Cam Atkinson to a three-year contract.  
**Mar. 6** Signed F Nick Moutrey to a three-year, entry level contract.  
**Apr. 20** Signed F Markus Hannikainen to a two-year, entry level contract.  
**May 28** Re-signed D Cody Goloubef to a two-year contract.  
**May 29** Re-signed D Justin Falk to a one-year, two-way NHL/AHL contract.  
**June 1** Signed D Blake Siebenaler to a three-year, entry level contract and D Dean Kukan to a two-year, entry level contract.  
**June 8** Re-signed D Austin Madaisky to a one-year, two-way NHL/AHL contract.  
**June 24** Re-signed G Curtis McElhinney to a two-year contract.  
**June 30** Acquired the rights to LW Brandon Saad along with D Michael Paliotta and C Alex Broadhurst from Chicago in exchange for C Artem Anisimov, C Marko Dano, LW Corey Tropp, LW Jeremy Morin and a fourth round pick in the 2016 NHL Draft.  
**July 1** Signed C Gregory Campbell to a two-year contract.  
**July 2** Signed D Andrew Bodnarchuk to a one-year, two-way NHL/AHL contract.  
**July 2** Signed D Jaime Sifers to a two-year, two-way NHL/AHL contract.  
**July 2** Signed LW Brett Gallant to a two-year, two-way NHL/AHL contract.  
**July 3** Signed D John Ramage to a one-year, two-way NHL/AHL contract.  
**July 3** Signed LW Brandon Saad to a six-year contract.  
**July 7** Signed F Kale Sherwood to a three-year, entry level contract.  
**July 9** Re-signed LW Matt Calvert to a three-year contract.  
**July 23** Re-signed C Michael Chaput to a one-year, two-way NHL/AHL contract.  
**Aug. 20** Signed LW Paul Bittner to a three-year, entry level contract.  
**Sept. 8** Signed D David Savard to a five-year contract extension.  
**Oct. 1** Signed D Oleg Yevenko to a one-year, two-way NHL/AHL contract.

## 2016

**Jan. 5** Announced D Andrew Bodnarchuk was claimed off waivers by Colorado.  
**Jan. 6** Acquired D Seth Jones from Nashville in exchange for C Ryan Johansen.  
**Jan. 13** Announced D Kevin Connauton was claimed off waivers by Arizona.  
**Feb. 11** Signed D Ryan Murray to a two-year contract extension.  
**Feb. 29** Signed LW Boone Jenner to a two-year contract extension.  
**Mar. 1** Signed D John Ramage to a two-year two-way NHL/AHL contract extension.  
**Mar. 7** Signed D Oleg Yevenko to a one-year two-way NHL/AHL contract extension.  
**Mar. 21** Signed C Jordan Maletta to a three-year, entry level contract.  
**Mar. 25** Signed D Dalton Prout to a two-year, contract extension.  
**Mar. 29** Signed D Zach Werenski to a three-year, entry level contract.  
**Apr. 15** Signed C Justin Scott to three-year, entry level contract.  
**Apr. 19** Signed D Gabriel Carlsson to a three-year, entry level contract.  
**May 3** Signed D Markus Nufivaara to a two-year, entry level contract.  
**May 25** Signed C Lukas Sedlak to a one-year, two-way NHL/AHL contract extension.  
**June 17** Signed G Anton Forsberg to a one-year, two-way NHL/AHL contract extension.  
**June 23** Signed C William Karlsson to a two-year contract extension.  
**June 25** Acquired D Scott Harrington from Toronto in exchange for F Kerby Rychel.  
**June 29** Signed D Seth Jones to a six-year contract extension.  
**June 29** Announced the buyout of D Fedor Tyutin.  
**July 1** Announced the buyout of RW Jared Boll.  
**July 1** Signed C/LW Pierre-Luc Dubois to a three-year, entry level contract.  
**July 1** Signed C Dante Salituro to a three-year, entry level contract.  
**July 5** Signed D Jacob Graves to a three-year, entry level contract.  
**July 25** Signed C T.J. Tynan, C Alex Broadhurst and D Scott Harrington to one-year, two-way NHL/AHL contracts.  
**Aug. 1** Signed C Sam Gagner to a one-year contract.  
**Nov. 28** Acquired D Ryan Stanton from Colorado in exchange for D Cody Goloubef.  
**Dec. 23** Signed RW Vitaly Abramov to a three-year, entry level contract.  
**Dec. 30** Signed C Calvin Thurkauf to a three-year, entry level contract.

## 2017

**Jan. 10** Announced G Curtis McElhinney was claimed off waivers by Toronto.  
**Feb. 27** Claimed C Zac Dalpe off waivers from Minnesota.





**Feb. 28** Signed D Marc-Andre Bergeron to a one-year, two-way NHL/AHL contract.  
**Mar. 1** Acquired D Kyle Quincey from New Jersey in exchange for D Dalton Prout.  
**Mar. 1** Acquired LW Lauri Korpikoski from Dallas in exchange for D Dillon Heatherington.  
**Mar. 16** Signed C Sam Vigneault to a two-year, entry level contract beginning with the 2017-18 season.  
**Mar. 21** Signed C Lukas Sedlak to a two-year contract extension.  
**Mar. 21** Signed D Scott Harrington to a two-year contract extension.  
**Mar. 21** Signed LW Markus Hannikainen to a two-year contract extension.  
**Apr. 5** Signed D Ryan Collins to a three-year, entry level contract.  
**May 23** Signed C Kevin Stenlund to a three-year, entry level contract.  
**May 25** Signed G Matiss Kivlenieks to a three-year, entry level contract.  
**May 31** Transferred club's second round pick in 2017 NHL Draft to Vancouver for hiring John Tortorella as head coach in October 2015.  
**June 9** Re-signed C Zac Dalpe to a two-year, two-way NHL/AHL contract.  
**June 9** Re-signed D Dean Kukan to a one-year, two-way NHL/AHL contract.  
**June 9** Re-signed G Joonas Korpisalo to a two-year contract.  
**June 21** In exchange for selecting F William Karlsson in the 2017 NHL Expansion Draft, the Jackets traded their 2017 first round pick, 24th overall, a second round pick in the 2019 NHL Draft and F David Clarkson to the Vegas Golden Knights.  
**June 22** Re-signed C Alex Broadhurst to a one-year, two-way NHL/AHL contract.  
**June 23** Acquired LW Artemi Panarin, LW Tyler Motte and a 2017 sixth round pick from Chicago in exchange for LW Brandon Saad, G Anton Forsberg and a 2018 fifth round selection.  
**June 23** Acquired LW Jordan Schroeder from Minnesota in exchange for C Dante Salituro.  
**June 27** Signed LW Jordan Schroeder to a two-year contract.  
**June 29** Announced the buyout of LW Scott Hartnell.  
**July 1** Signed D Cameron Gaunce to a two-year, two-way NHL/AHL contract.  
**July 1** Signed D Andre Benoit to a one-year, two-way NHL/AHL contract.  
**Sept. 1** Signed C Alexander Wennberg to a six-year contract.  
**Oct. 3** Signed RW Josh Anderson to a three-year contract.  
**Nov. 5** Signed RW Maxime Fortier to a three-year entry-level contract.  
**Nov. 17** Signed RW Cam Atkinson to a seven-year contract extension.

## 2018

**Jan. 17** Claimed F Jussi Jokinen off waivers from Los Angeles  
**Jan. 22** Traded D John Ramage to Arizona in exchange for future considerations.  
**Jan. 22** Acquired G Jeff Zatkoff from Los Angeles in exchange for future considerations.  
**Jan. 24** Signed F Nathan Gerbe to a one-year, two-way NHL/AHL contract for the rest of the 2017-18 campaign.  
**Feb. 21** Claimed D Taylor Chorney off waivers from Washington.  
**Feb. 25** Acquired C Mark Letestu from Nashville in exchange for a 2018 fourth round draft pick.  
**Feb. 26** Acquired D Ian Cole from Ottawa in exchange for F Nick Moutrey and a 2020 third round draft pick.  
**Feb. 26** Acquired C Ryan Kujawinski from Arizona in exchange for C Jordan Maletta and assigned to Cleveland (AHL).  
**Feb. 26** Acquired LW Thomas Vanek from Vancouver in exchange for F Jussi Jokinen and C Tyler Motte.  
**Mar. 14** Signed D Dean Kukan to a two-year contract extension.  
**Mar. 15** Signed F Nathan Gerbe to a two-year, two-way NHL/AHL contract extension.  
**Mar. 26** Signed LW Eric Robinson to a two-year, entry level contract.  
**Mar. 29** Signed D Markus Nutivaara to a four-year contract extension.  
**May 4** Signed RW Jonathan Davidsson to a three-year, entry level contract.  
**May 22** Signed C Alexandre Texier to a three-year, entry level contract.  
**June 18** Signed C Alex Broadhurst to a one-year, two-way NHL/AHL contract extension.  
**June 27** Acquired G J-F Berube from Chicago in exchange for C Jordan Schroeder.  
**July 1** Signed D Tommy Cross and D Adam Clendening to one-year, two-way NHL/AHL contracts.  
**July 1** Signed C Riley Nash to a three-year contract.  
**July 1** Signed D Dillon Simpson to a two-year, two-way NHL/AHL contract.  
**July 5** Signed LW Boone Jenner to a four-year contract extension.  
**July 6** Signed LW Anthony Duclair to a one-year contract.  
**July 14** Signed D Ryan Murray to a one-year, qualifying offer contract extension.  
**July 15** Signed RW Oliver Bjorkstrand to a three-year contract extension.  
**July 18** Acquired C Ryan MacInnis from Arizona in exchange for D Jacob Graves and a conditional pick in the 2019 NHL Draft.  
**July 30** Signed C Liam Foudy to a three-year, entry level contract.  
**Sept. 27** Signed C Mark Letestu to a one-year, two-way NHL/AHL contract.  
**Sept. 27** Signed D Michael Paproavessis to a two-year entry level contract.

## 2019

**Feb. 11** Traded D Blake Siebenaler to Pittsburgh in exchange for a conditional pick in the 2019 NHL Draft.  
**Feb. 22** Acquired C Matt Duchene and D Julius Bergman from Ottawa in exchange for conditional first round picks in the 2019 and 2020 NHL Drafts, RW Vitaly Abramov and RW Jonathan Davidsson.  
**Feb. 23** Acquired LW Ryan Dzingel and a 2019 seventh round draft pick from Ottawa in exchange for LW Anthony Duclair and second round picks in the 2020 and 2021 NHL Drafts.  
**Feb. 25** Acquired G Keith Kinkaid from New Jersey in exchange for a fifth round pick in the 2022 NHL Draft.  
**Feb. 25** Traded C Alex Broadhurst to Winnipeg in exchange for future considerations.  
**Feb. 25** Acquired D Adam McQuaid from the New York Rangers in exchange for D Julius Bergman along with 2019 fourth and seventh round selections.  
**Feb. 27** Signed F Zac Dalpe to a two-year, two-way NHL/AHL contract extension.  
**Mar. 15** Signed RW Trey Fix-Wolansky to a three-year entry level contract.  
**Mar. 20** Signed G Elvis Merzlikins to a one-year entry level contract.  
**Apr. 1** Signed D Andrew Peeke to a three-year entry level contract.  
**Apr. 13** Signed D Vladislav Gavrikov to a two-year entry level contract.  
**May 4** Signed G Daniil Tarasov to a three-year entry level contract.  
**May 14** Signed RW Emil Bemstrom to a three-year entry level contract.  
**May 15** Signed G Elvis Merzlikins to a one-year contract.  
**June 4** Signed G Veini Vehvilainen to a two-year entry level contract.  
**June 15** Signed LW Jakob Lilja to a one-year entry level contract.  
**June 17** Re-signed LW Markus Hannikainen to a one-year contract.  
**June 25** Re-signed D Adam Clendening to a two-year contract extension with a two-way contract for 2019-20 season and a one-way deal in 2020-21.  
**June 29** Re-signed D Doyle Somerby to a one-year two-way NHL/AHL contract extension.  
**July 1** Re-signed G Joonas Korpisalo to a one-year contract extension.  
**July 1** Re-signed D Ryan Murray to a two-year contract extension.  
**July 1** Signed F Gustav Nyquist to a four-year contract.  
**July 5** Signed D Scott Harrington to a three-year contract extension.  
**July 10** Signed C Justin Scott to a one-year, two-way NHL/AHL contract extension.  
**July 15** Signed LW Sonny Milano to a one-year, two-way NHL/AHL contract extension.  
**July 16** Signed C Ryan MacInnis to a one-year, two-way NHL/AHL contract extension.  
**Aug. 8** Signed C Marko Dano to a one-year, two-way NHL/AHL contract.  
**Sept. 9** Signed RFA D Zach Werenski to a three-year contract extension.

## 2020

**Jan. 27** Signed LW Eric Robinson to a two-year contract extension through 2021-22 NHL season.  
**Feb. 2** Signed LW Nathan Gerbe to two-year, two-way NHL/AHL contract extension through 2021-22 season.  
**Feb. 7** Signed D Dean Kukan to two-year contract extension.  
**Feb. 19** Signed Stefan Matteau to a two-year, two-way NHL/AHL contract through 2020-21.  
**Feb. 24** Acquired C Devin Shore from Anaheim in exchange for LW Sonny Milano.  
**Feb. 24** Acquired a conditional seventh round pick in the 2020 NHL Draft from Arizona in exchange for LW Markus Hannikainen.  
**Mar. 4** Signed D Jake Christiansen to a three-year entry level contract.  
**Apr. 2** Signed D Tim Berni to three-year entry level contract.  
**Apr. 17** Signed G Joonas Korpisalo to two-year contract extension.  
**Apr. 23** Signed G Elvis Merzlikins to two-year contract extension.  
**July 13** Signed F Mikhail Grigorenko to a one-year contract.  
**Oct. 4** Signed RW Kole Sherwood to a one-year, two-way NHL/AHL contract extension.  
**Oct. 6** Acquired C Max Domi along with a 2020 third round pick from Montreal in exchange for RW Josh Anderson  
**Oct. 7** Signed C Max Domi to a two-year contract extension through 2021-22.  
**Oct. 8** Acquired RW Cliff Pu from Florida in exchange for D Markus Nutivaara.  
**Oct. 8** Signed G Matiss Kivlenieks to a two-year, two-way NHL/AHL contract extension.  
**Oct. 8** Acquired a 2021 fifth round pick from New Jersey in exchange for D Ryan Murray.  
**Oct. 9** Announced the buyout of C Alexander Wennberg.  
**Oct. 9** Signed D Gavin Bayreuther to a one-year, two-way NHL/AHL contract.  
**Oct. 10** Signed C Mikko Koivu to a one-year contract.  
**Oct. 16** Signed D Gabriel Carlsson to two-year contract extension.  
**Oct. 29** Signed C Ryan MacInnis to a one-year, two-way contract extension.  
**Nov. 5** Signed Vladislav Gavrikov to a three-year contract extension.  
**Dec. 31** Signed C Pierre-Luc Dubois to a two-year contract extension.



# ALL-TIME TRANSACTIONS

## 2021

- Jan. 6** Signed RW Oliver Bjorkstrand to a five-year contract extension.
- Jan. 9** Signed G Cam Johnson to a one-year, two-way NHL/AHL contract.
- Jan. 10** Signed D Michael Del Zotto to a one-year, two-way NHL/AHL contract.
- Jan. 23** Acquired RW Patrik Laine and C Jack Roslovic from Winnipeg in exchange for C Pierre-Luc Dubois and 2022 third round pick.
- Feb. 9** C Mikko Koivu announces retirement following 16-year playing career.
- Feb. 13** Acquired LW Gregory Hofmann from Carolina in exchange for a 2022 seventh round pick.
- Mar. 12** Acquired D Mikko Lehtonen from Toronto in exchange for G Veini Vehvilainen.
- Mar. 14** Signed C Josh Dunne to two-year entry level contract beginning in 2020-21.
- Mar. 29** Signed C Tyler Angle to three-year entry level contract.
- Apr. 9** Acquired a conditional 2022 seventh round pick from Toronto in exchange for C Riley Nash.
- Apr. 10** Acquired a 2021 first-round pick and 2022 third-round pick from Tampa Bay in exchange for D David Savard.
- Apr. 11** Acquired a 2021 first-round selection and 2022 fourth-round pick from Toronto in exchange for F Nick Foligno.
- Apr. 17** Signed F Carson Meyer to a one-year entry level contract.
- May 2** Signed RW Yegor Chinakhov to a three-year entry level contract.
- May 3** Signed F Justin Danforth to a one-year contract for the 2021-22 NHL season.
- June 9** Signed D Samuel Knazko to a three-year entry level contract.
- June 14** Signed LW Gregory Hofmann to a one-year contract for the 2021-22 NHL season.
- June 17** Re-signed C Kevin Stenlund to a one-year contract for the 2021-22 NHL season.
- July 16** Re-signed G Cam Johnson to a one-year, two-way NHL/AHL contract.
- July 23** Acquired D Adam Boqvist, 2021 first and second round picks and 2022 first round pick from Chicago in exchange for D Seth Jones, 2021 first round pick and 2022 sixth round pick.
- July 23** Acquired D Jake Bean from Carolina in exchange for 2021 second round selection.
- July 24** Acquired RW Jakub Voracek from Philadelphia in exchange for RW Cam Atkinson.
- July 28** Signed C Boone Jenner to four-year contract extension through 2025-26.
- July 28** Signed LW Patrik Laine to one-year contract extension.
- July 28** Signed LW Eric Robinson to two-year contract extension through 2023-24.
- July 28** Signed D Gavin Bayreuther to two-year contract.
- July 28** Signed F Tyler Sikura to one-year, two-way NHL/AHL contract.
- July 28** Signed C Sean Kuraly to four-year contract.
- July 28** Signed C Alexandre Texier to two-year contract extension.
- July 29** Signed D Jake Bean to three-year contract.
- July 29** Signed D Zach Werenski to six-year contract extension through 2027-28 season.
- July 30** Signed F Brendan Gaunce to one-year, two-way NHL/AHL contract.
- July 30** Signed D Mikko Lehtonen to one-year contract.
- Aug. 9** Signed D Andrew Peeke to two-year contract extension.
- Aug. 13** Signed F Zac Rinaldo to a one-year, two-way NHL/AHL contract.
- Aug. 13** Signed D Stanislav Svozil to a three-year entry level contract.
- Aug. 16** Signed D Ole Julian Bjorgvik-Holm to a three-year entry level contract.
- Aug. 18** Signed C Cole Sillinger to a three-year entry level contract.
- Sept. 21** Signed G Elvis Merzlikins to a five-year contract extension through the 2026-27 season.
- Sept. 30** Signed G Jean-Francois Berube to a one-year, two-way NHL/AHL contract for the 2021-22 season.
- Oct. 13** Terminated contract of D Mikko Lehtonen.

## 2022

- Jan. 14** Terminated contract of F Gregory Hofmann.
- Feb. 20** Signed G Jet Greaves to three-year entry level contract through 2023-24.
- Mar. 7** Signed D Billy Sweezey to two-year, two-way NHL/AHL contract beginning in 2022-23 season.
- Mar. 8** Signed LW Justin Danforth to a two-year contract extension.
- Apr. 8** Signed C Kent Johnson to a three-year, entry level contract.
- Apr. 8** Signed D Nick Blankenburg to a one-year, entry level contract.
- May 2** Signed W Kirill Marchenko to a two-year, entry level contract.
- May 5** Signed LW Mikael Pyyhtia to a three-year, entry level contract.
- May 20** Signed G Joonas Korpisalo to a one-year contract extension.
- May 24** Signed D Marcus Bjork to a one-year, entry level contract.
- June 1** Signed F Joonas Luoto to a one-year, two-way NHL/AHL contract.
- June 7** Signed C Jack Roslovic to a two-year contract extension.
- June 15** Signed G Daniil Tarasov to a three-year contract extension.
- June 17** Signed C Liam Foudy to a two-year contract extension.
- June 18** Signed C Brendan Gaunce to a two-year, two-way NHL/AHL contract extension.

- June 30** Acquired RW Mathieu Oliver from Nashville in exchange for a 2022 fourth round pick previously acquired from Toronto.
- July 1** Signed C Josh Dunne to a one-year, two-way NHL/AHL contract extension.
- July 2** Signed RW Carson Meyer to a one-year, two-way NHL/AHL contract extension.
- July 6** Signed D Adam Boqvist to a three-year contract extension.
- July 13** Signed D David Jiricek and D Denton Mateychuk to three-year, entry level contracts.
- July 13** Signed D Erik Gudbranson to a four-year contract through 2025-26.
- July 13** Signed LW Johnny Gaudreau to a seven-year contract through 2028-29.
- July 15** Signed D Nick Blankenburg to a two-year contract.
- July 22** Signed LW Patrik Laine to a four-year contract through 2025-26.
- July 22** Acquired a 2023 third round selection (previously from Calgary) and 2023 fourth round pick (previously from Winnipeg) from Seattle in exchange for RW Oliver Bjorkstrand.
- July 23** Signed RW Trey Fix-Wolansky to a one-year, two-way NHL/AHL contract.
- Aug. 3** Signed RW Emil Bemstrom to a two-year contract.
- Sept. 28** Signed D Andrew Peeke to three-year contract extension.
- Oct. 2** Signed G Nolan Lalonde to a three-year, entry level contract.
- Nov. 25** Signed RW Jordan Dumais to a three-year, entry level contract.
- Dec. 1** Signed C Luca Del Bel Belluz and LW James Malatesta to three-year, entry level contracts.
- Dec. 19** Signed C Justin Richards to a one-year, two-way NHL/AHL contract for the rest of the 2022-23 season.

## 2023

- Jan. 28** Claimed C Lane Pederson off waivers from Vancouver.
- Feb. 28** Acquired a 2023 fifth round pick (orig. BOS) from Minnesota in exchange for LW Gustav Nyquist.
- Mar. 1** Acquired G Jonathan Quick, conditional 2023 first round pick and 2024 third round pick from Los Angeles in exchange for D Vladislav Gavrikov and G Joonas Korpisalo.
- Mar. 2** Acquired G Jon Gillies from Arizona in exchange for LW Jakub Voracek and a 2023 sixth round pick.
- Mar. 2** Acquired G Michael Hutchinson and a 2025 seventh round pick from Vegas in exchange for G Jonathan Quick.
- Mar. 7** Signed D Corson Ceulemans to a three-year, entry level contract beginning in 2023-24 season.
- Mar. 16** Signed RW Cameron Butler to a three-year, entry level contract beginning in the 2023-24 season.
- Mar. 20** Signed C Hunter McKown to a three-year, entry level contract beginning in 2022-23 season.
- May 4** Signed C Dmitri Voronkov to a two-year, entry level contract.
- June 5** Signed D Jake Christiansen to a one-year, two-way NHL/AHL contract extension.
- June 6** Acquired D Ivan Provorov as part of a three-team trade involving the Philadelphia Flyers and Los Angeles Kings in exchange for a first round pick, 22nd overall, in the 2023 NHL Draft, and a conditional second-round pick in either the 2024 or 2025 NHL Draft.
- June 9** Acquired D Damon Severson from the New Jersey Devils in exchange for a third round pick, 80th overall, in the 2023 NHL Draft.
- June 15** Signed C Josh Dunne to a one-year, two-way NHL/AHL contract extension.
- June 21** Signed RW Mathieu Olivier to a two-year contract extension through the 2024-25 NHL season.
- June 23** Signed RW Carson Meyer to a one-year, two-way NHL/AHL contract extension.
- June 27** Signed RW Trey Fix-Wolansky to a two-year, two-way NHL/AHL contract extension through the 2024-25 season.
- June 30** Signed D Marcus Bjork to a one-year, two-way NHL/AHL contract extension.
- July 1** Signed C Adam Fantilli to a three-year entry level contract.
- Sept. 29** Claimed G Spencer Martin off waivers from Vancouver.
- Oct. 11** Signed F Justin Danforth to a one-year contract extension through the 2024-25 season.





## LUKE ADAM, C

Acquired from Buffalo for LW Jerry D'Amigo on Dec. 16, 2014.

Year	GP	G	A	PTS	+/-	PIM
2014-15	3	0	0	0	0	4
<b>Total</b>	<b>3</b>	<b>0</b>	<b>0</b>	<b>0</b>	<b>0</b>	<b>4</b>

## KEVYN ADAMS, C

Selected in the Expansion Draft on June 23, 2000. Traded to Florida with a fourth round pick in 2001 Draft for LW Ray Whitney and future considerations on Mar. 13, 2001.

Year	GP	G	A	PTS	+/-	PIM
2000-01	66	8	12	20	-4	52
<b>Total</b>	<b>66</b>	<b>8</b>	<b>12</b>	<b>20</b>	<b>-4</b>	<b>52</b>

## JAMIE ALLISON, D

Acquired from Calgary for RW Blake Sloan on Mar. 19, 2002.

Year	GP	G	A	PTS	+/-	PIM
2001-02	7	0	0	0	-4	28
2002-03	48	0	1	1	-15	99
<b>Total</b>	<b>55</b>	<b>0</b>	<b>1</b>	<b>1</b>	<b>-19</b>	<b>127</b>

## JOSH ANDERSON, RW

Selected 95th overall in the 2012 Draft. Traded to Montreal for C Max Domi and a third round pick in the 2020 NHL Draft on Oct. 6, 2020.

Year	GP	G	A	PTS	+/-	PIM
2014-15	6	0	1	1	-1	2
2015-16	12	1	3	4	0	2
2016-17	78	17	12	29	12	89
2017-18	63	19	11	30	-1	42
2018-19	82	27	20	47	25	60
2019-20	26	1	3	4	-8	17
<b>Total</b>	<b>267</b>	<b>65</b>	<b>50</b>	<b>115</b>	<b>27</b>	<b>212</b>

## TYLER ANGLE, C

Selected 212th overall in the 2019 Draft.

Year	GP	G	A	PTS	+/-	PIM
2022-23	2	1	0	1	-2	0
<b>Total</b>	<b>2</b>	<b>1</b>	<b>0</b>	<b>1</b>	<b>-2</b>	<b>0</b>

## ARTEM ANISIMOV, C

Acquired from the NY Rangers with C Brandon Dubinsky, D Tim Erixon and a 2013 first round pick on July 23, 2012 in exchange for LW Rick Nash, D Steven Delisle and a conditional third round entry draft pick. Traded to Chicago with C Marko Dano, LW Corey Tropp, LW Jeremy Morin and a fourth round pick in the 2016 Draft for LW Brandon Saad, D Michael Paliotta and C Alex Broadhurst on June 30, 2015.

Year	GP	G	A	PTS	+/-	PIM
2012-13	35	11	7	18	-6	12
2013-14	81	22	17	39	-2	20
2014-15	52	7	20	27	-6	8
<b>Total</b>	<b>168</b>	<b>40</b>	<b>44</b>	<b>84</b>	<b>-14</b>	<b>40</b>

## CAM ATKINSON, RW

Selected 157th overall in the 2008 Draft. Traded to Philadelphia in exchange for RW Jakub Voracek on July 24, 2021.

Year	GP	G	A	PTS	+/-	PIM
2011-12	27	7	7	14	1	14
2012-13	35	9	9	18	9	4
2013-14	79	21	19	40	-4	18
2014-15	78	22	18	40	-2	22
2015-16	81	27	26	53	-8	22
2016-17	82	35	27	62	13	22
2017-18	65	24	22	46	19	14
2018-19	80	41	28	69	3	20
2019-20	44	12	14	26	2	6
2020-21	56	15	19	34	-16	4
<b>Total</b>	<b>627</b>	<b>213</b>	<b>189</b>	<b>402</b>	<b>17</b>	<b>146</b>

## SERGE AUBIN, C/LW

Signed as a free agent on July 11, 2000.

Year	GP	G	A	PTS	+/-	PIM
2000-01	81	13	17	30	-20	107
2001-02	71	8	8	16	-20	32
<b>Total</b>	<b>152</b>	<b>21</b>	<b>25</b>	<b>46</b>	<b>-40</b>	<b>139</b>

## ADRIAN AUCOIN, D

Signed as a free agent on July 1, 2012.

Year	GP	G	A	PTS	+/-	PIM
2012-13	36	0	4	4	-8	16
<b>Total</b>	<b>36</b>	<b>0</b>	<b>4</b>	<b>4</b>	<b>-8</b>	<b>16</b>

## JONATHAN AUDY-MARCHESSAULT, C

Signed as a free agent on July 1, 2012.

Year	GP	G	A	PTS	+/-	PIM
2012-13	2	0	0	0	-1	0
<b>Total</b>	<b>2</b>	<b>0</b>	<b>0</b>	<b>0</b>	<b>-1</b>	<b>0</b>

## CHRISTIAN BACKMAN, D

Acquired with D Fedor Tyutin from the NY Rangers for RW Nikolai Zherdev and RW Dan Fritsche on July 2, 2008.

Year	GP	G	A	PTS	+/-	PIM
2008-09	56	2	5	7	5	32
<b>Total</b>	<b>56</b>	<b>2</b>	<b>5</b>	<b>7</b>	<b>5</b>	<b>32</b>

## JAROSLAV BALASTIK, LW

Selected 184th overall in the 2002 Draft.

Year	GP	G	A	PTS	+/-	PIM
2005-06	66	12	10	22	-1	26
2006-07	8	1	1	2	-3	4
<b>Total</b>	<b>74</b>	<b>13</b>	<b>11</b>	<b>24</b>	<b>-4</b>	<b>30</b>

## CODY BASS, C

Signed as a free agent on July 13, 2011.

Year	GP	G	A	PTS	+/-	PIM
2011-12	14	0	1	1	0	32
2013-14	1	0	0	0	0	5
<b>Total</b>	<b>15</b>	<b>0</b>	<b>1</b>	<b>1</b>	<b>0</b>	<b>37</b>

## GAVIN BAYREUTHER, D

Signed as a free agent on Oct. 9, 2020. Claimed by Seattle from Columbus in Expansion Draft, July 21, 2021. Signed as a free agent on July 28, 2021.

Year	GP	G	A	PTS	+/-	PIM
2020-21	9	1	0	1	-1	7
2021-22	43	0	8	8	0	22
2022-23	51	2	12	14	-18	23
<b>Total</b>	<b>103</b>	<b>3</b>	<b>20</b>	<b>23</b>	<b>-19</b>	<b>52</b>

## JAKE BEAN, D

Acquired from Carolina in exchange for a second-round pick in the 2021 NHL Draft on July 23, 2021.

Year	GP	G	A	PTS	+/-	PIM
2021-22	67	7	18	25	-5	26
2022-23	14	1	5	6	-2	6
<b>Total</b>	<b>81</b>	<b>8</b>	<b>23</b>	<b>31</b>	<b>-7</b>	<b>32</b>

## FRANCOIS BEAUCHEMIN, D

Claimed off waivers from Montreal on Sept. 14, 2004. Traded to Anaheim with C Tyler Wright for C Sergei Fedorov and a fifth round pick in the 2005 Draft on Nov. 15, 2005.

Year	GP	G	A	PTS	+/-	PIM
2005-06	11	0	2	2	-6	11
<b>Total</b>	<b>11</b>	<b>0</b>	<b>2</b>	<b>2</b>	<b>-6</b>	<b>11</b>

## KRIS BEECH, C

Signed as a free agent on Aug. 7, 2007. Claimed off waivers by Vancouver on Jan. 10, 2008.

Year	GP	G	A	PTS	+/-	PIM
2007-08	16	5	4	9	3	2
<b>Total</b>	<b>16</b>	<b>5</b>	<b>4</b>	<b>9</b>	<b>3</b>	<b>2</b>

## BLAKE BELLEFEUILLE, C

Signed as a free agent on May 26, 2000.

Year	GP	G	A	PTS	+/-	PIM
2001-02	2	0	1	1	1	0
2002-03	3	0	0	0	0	0
<b>Total</b>	<b>5</b>	<b>0</b>	<b>1</b>	<b>1</b>	<b>1</b>	<b>0</b>

## EMIL BEMSTROM, RW

Selected 117th overall in the 2017 Draft.

Year	GP	G	A	PTS	+/-	PIM
2019-20	56	10	10	20	-10	8
2020-21	20	3	2	5	2	0
2021-22	41	6	5	11	-1	4
2022-23	55	7	15	22	-11	6
<b>Total</b>	<b>172</b>	<b>26</b>	<b>32</b>	<b>58</b>	<b>-20</b>	<b>18</b>



# ALL-TIME CBJ REGISTER

## BRYAN BERARD, D

Signed as a free agent on Aug. 3, 2005.

Year	GP	G	A	PTS	+/-	PIM
2005-06	44	12	20	32	-29	32
2006-07	11	0	3	3	-4	8
<b>Total</b>	<b>55</b>	<b>12</b>	<b>23</b>	<b>35</b>	<b>-33</b>	<b>40</b>

## TIM BERNI, D

Selected 159th overall in the 2018 Draft.

Year	GP	G	A	PTS	+/-	PIM
2022-23	59	1	2	3	-26	34
<b>Total</b>	<b>59</b>	<b>1</b>	<b>2</b>	<b>3</b>	<b>-26</b>	<b>34</b>

## JEAN-FRANCOIS BERUBE, G

Signed as a free agent on Sept. 30, 2021.

Year	GP	G	A	PTS	+/-	PIM
2021-22	6	0	1	1	...	0
<b>Total</b>	<b>6</b>	<b>0</b>	<b>1</b>	<b>1</b>	<b>...</b>	<b>0</b>

## RADIM BICANEK, D

Selected in the Expansion Draft on June 23, 2000.

Year	GP	G	A	PTS	+/-	PIM
2000-01	9	0	2	2	1	6
2001-02	60	1	5	6	-15	34
<b>Total</b>	<b>69</b>	<b>1</b>	<b>7</b>	<b>8</b>	<b>-14</b>	<b>40</b>

## MARCUS BJORK, D

Signed as a free agent on May 24, 2022.

Year	GP	G	A	PTS	+/-	PIM
2022-23	33	3	8	11	-9	42
<b>Total</b>	<b>33</b>	<b>3</b>	<b>8</b>	<b>11</b>	<b>-9</b>	<b>42</b>

## OLIVER BJORKSTRAND, RW

Selected 89th overall in the 2013 Draft. Traded to Seattle in exchange for 2023 third (orig. Calgary's) and fourth (orig. Winnipeg's) round selections on July 22, 2022.

Year	GP	G	A	PTS	+/-	PIM
2015-16	12	4	4	8	6	0
2016-17	26	6	7	13	4	6
2017-18	82	11	29	40	4	9
2018-19	77	23	13	36	8	8
2019-20	49	21	15	36	8	12
2020-21	56	18	26	44	-15	23
2021-22	80	28	29	57	-35	16
<b>Total</b>	<b>382</b>	<b>111</b>	<b>123</b>	<b>234</b>	<b>-20</b>	<b>74</b>

## NICK BLANKENBURG, D

Signed an entry level contract as a free agent on Apr. 8, 2022.

Year	GP	G	A	PTS	+/-	PIM
2021-22	7	1	2	3	-3	4
2022-23	36	4	10	14	-16	16
<b>Total</b>	<b>43</b>	<b>5</b>	<b>12</b>	<b>17</b>	<b>-19</b>	<b>20</b>

## MIKE BLUNDEN, RW/C

Acquired from Chicago for RW Adam Pineault on Jan. 10, 2009. Traded to Montreal for C Ryan Russell on July 7, 2011.

Year	GP	G	A	PTS	+/-	PIM
2009-10	40	2	2	4	3	59
2010-11	1	0	0	0	-1	0
<b>Total</b>	<b>41</b>	<b>2</b>	<b>2</b>	<b>4</b>	<b>2</b>	<b>59</b>

## SERGEI BOBROVSKY, G

Acquired from Philadelphia in exchange for second and fourth round picks in the 2012 Draft and a fourth round pick in the 2013 Draft on June 22, 2012.

Year	GP	G	A	PTS	+/-	PIM
2012-13	38	0	0	0	...	0
2013-14	58	0	1	1	...	2
2014-15	51	0	2	2	...	4
2015-16	37	0	2	2	...	2
2016-17	63	0	0	0	...	8
2017-18	65	0	3	3	...	0
2018-19	62	0	0	0	...	2
<b>Total</b>	<b>374</b>	<b>0</b>	<b>8</b>	<b>8</b>	<b>...</b>	<b>18</b>

## ANDREW BODNARCHUK, D

Signed as a free agent on July 2, 2015. Claimed off waivers by Colorado on Jan. 5, 2016.

Year	GP	G	A	PTS	+/-	PIM
2015-16	16	0	2	2	-6	28
<b>Total</b>	<b>16</b>	<b>0</b>	<b>2</b>	<b>2</b>	<b>-6</b>	<b>28</b>

## JARED BOLL, RW

Selected 101st overall in the 2005 Draft. Bought out on July 1, 2016.

Year	GP	G	A	PTS	+/-	PIM
2007-08	75	5	5	10	-4	226
2008-09	75	4	10	14	-6	180
2009-10	68	4	3	7	-8	149
2010-11	73	7	5	12	-2	182
2011-12	54	2	1	3	-8	126
2012-13	43	2	4	6	1	100
2013-14	28	1	1	2	-6	62
2014-15	72	1	4	5	-13	109
2015-16	30	1	2	3	-3	61
<b>Total</b>	<b>518</b>	<b>27</b>	<b>35</b>	<b>62</b>	<b>-49</b>	<b>1,195</b>

## ADAM BOQVIST, D

Acquired from Chicago with a first-round pick in the 2021 NHL Draft, a second-round pick in the 2021 NHL Draft and a first-round pick in the 2022 or 2023 NHL Draft in exchange for Seth Jones, a first-round pick in the 2021 NHL Draft and a sixth-round pick in the 2022 NHL Draft on July 23, 2021.

Year	GP	G	A	PTS	+/-	PIM
2021-22	52	11	11	22	-11	12
2022-23	46	5	19	24	-12	8
<b>Total</b>	<b>98</b>	<b>16</b>	<b>30</b>	<b>46</b>	<b>-23</b>	<b>20</b>

## BRIAN BOUCHER, G

Claimed off waivers from Chicago on Feb. 27, 2007.

Year	GP	G	A	PTS	+/-	PIM
2006-07	3	0	0	0	...	0
<b>Total</b>	<b>3</b>	<b>0</b>	<b>0</b>	<b>0</b>	<b>...</b>	<b>0</b>

## RENE BOURQUE, LW

Acquired from Anaheim with C William Karlsson and a second round pick in the 2015 Draft for D James Wisniewski and a 2015 third round pick on Mar. 2, 2015.

Year	GP	G	A	PTS	+/-	PIM
2014-15	8	4	0	4	-2	4
2015-16	49	3	5	8	-9	38
<b>Total</b>	<b>57</b>	<b>7</b>	<b>5</b>	<b>12</b>	<b>-11</b>	<b>42</b>

## BILL BOWLER, C

Signed as a free agent on Aug. 3, 2000.

Year	GP	G	A	PTS	+/-	PIM
2000-01	9	0	2	2	-3	8
<b>Total</b>	<b>9</b>	<b>0</b>	<b>2</b>	<b>2</b>	<b>-3</b>	<b>8</b>

## DARRYL BOYCE, C

Claimed off waivers from Toronto on Feb. 25, 2012.

Year	GP	G	A	PTS	+/-	PIM
2011-12	20	0	3	3	-5	19
<b>Total</b>	<b>20</b>	<b>0</b>	<b>3</b>	<b>3</b>	<b>-5</b>	<b>19</b>

## DERICK BRASSARD, C

Selected sixth overall in the 2006 Draft. Traded to the NY Rangers with RW Derek Dorsett, D John Moore and a sixth round pick in the 2014 Draft for RW Marian Gaborik, D Steve Delisle and D Blake Parlett on Apr. 3, 2013.

Year	GP	G	A	PTS	+/-	PIM
2007-08	17	1	1	2	-4	6
2008-09	31	10	15	25	12	17
2009-10	79	9	27	36	-17	48
2010-11	74	17	30	47	-11	55
2011-12	74	14	27	41	-20	42
2012-13	34	7	11	18	-2	16
<b>Total</b>	<b>309</b>	<b>58</b>	<b>111</b>	<b>169</b>	<b>-42</b>	<b>184</b>

## FRED BRATHWAITE, G

Signed as a free agent on June 2, 2003.

Year	GP	G	A	PTS	+/-	PIM
2003-04	21	0	0	0	...	2
<b>Total</b>	<b>21</b>	<b>0</b>	<b>0</b>	<b>0</b>	<b>...</b>	<b>2</b>





## ALEX BROADHURST, C

Acquired from Chicago with LW Brandon Saad and D Michael Paliotta for C Artem Anisimov, RW Corey Trapp, C Marko Dano, LW Jeremy Morin and a 2016 fourth-round draft pick on June 30, 2015.

Year	GP	G	A	PTS	+/-	PIM
2017-18	2	0	0	0	0	2
<b>Total</b>	<b>2</b>	<b>0</b>	<b>0</b>	<b>0</b>	<b>0</b>	<b>2</b>

## GILBERT BRULE, C

Selected sixth overall in the 2005 Draft. Traded to Edmonton for LW Raffi Torres on July 1, 2008.

Year	GP	G	A	PTS	+/-	PIM
2005-06	7	2	2	4	-2	0
2006-07	78	9	10	19	-21	28
2007-08	61	1	8	9	-4	24
<b>Total</b>	<b>146</b>	<b>12</b>	<b>20</b>	<b>32</b>	<b>-27</b>	<b>52</b>

## DANE BYERS, LW

Signed as a free agent on July 7, 2011.

Year	GP	G	A	PTS	+/-	PIM
2011-12	8	0	0	0	0	29
<b>Total</b>	<b>8</b>	<b>0</b>	<b>0</b>	<b>0</b>	<b>0</b>	<b>29</b>

## JAN CALOUN, RW

Rights acquired from San Jose for future considerations on June 12, 2000. Signed on July 24, 2000.

Year	GP	G	A	PTS	+/-	PIM
2000-01	11	0	3	3	-8	2
<b>Total</b>	<b>11</b>	<b>0</b>	<b>3</b>	<b>3</b>	<b>-8</b>	<b>2</b>

## MATT CALVERT, LW

Selected 127th overall in 2008 Draft.

Year	GP	G	A	PTS	+/-	PIM
2010-11	42	11	9	20	3	12
2011-12	13	0	3	3	-5	16
2012-13	42	9	7	16	-9	32
2013-14	56	9	15	24	-1	53
2014-15	56	13	10	23	1	28
2015-16	73	11	13	24	1	51
2016-17	65	10	5	15	-4	48
2017-18	69	9	15	24	-10	33
<b>Total</b>	<b>416</b>	<b>72</b>	<b>77</b>	<b>149</b>	<b>-24</b>	<b>273</b>

## DARCY CAMPBELL, D

Signed as a free agent on Mar. 24, 2007.

Year	GP	G	A	PTS	+/-	PIM
2006-07	1	0	0	0	0	0
<b>Total</b>	<b>1</b>	<b>0</b>	<b>0</b>	<b>0</b>	<b>0</b>	<b>0</b>

## GREGORY CAMPBELL, C

Signed as a free agent on July 1, 2015.

Year	GP	G	A	PTS	+/-	PIM
2015-16	82	3	8	11	-6	78
<b>Total</b>	<b>82</b>	<b>3</b>	<b>8</b>	<b>11</b>	<b>-6</b>	<b>78</b>

## GABRIEL CARLSSON, D

Selected 29th overall in 2016 Draft.

Year	GP	G	A	PTS	+/-	PIM
2016-17	2	0	1	1	-2	0
2017-18	14	0	2	2	0	4
2018-19	1	0	0	0	-1	2
2019-20	6	0	0	0	-1	2
2020-21	14	1	3	4	-6	4
2021-22	38	2	7	9	6	10
<b>Total</b>	<b>75</b>	<b>3</b>	<b>13</b>	<b>16</b>	<b>-4</b>	<b>22</b>

## ANSON CARTER, RW

Signed as a free agent on Sept. 13, 2006. Traded to Carolina for a fifth round pick in the 2008 Draft on Feb. 23, 2007.

Year	GP	G	A	PTS	+/-	PIM
2006-07	54	10	17	27	-1	16
<b>Total</b>	<b>54</b>	<b>10</b>	<b>17</b>	<b>27</b>	<b>-1</b>	<b>16</b>

## JEFF CARTER, C

Acquired from Philadelphia for RW Jakub Voracek and first and third round picks in the 2011 Draft on June 23, 2011. Traded to Los Angeles for D Jack Johnson and a first round pick in the 2013 Draft on Feb. 23, 2012.

Year	GP	G	A	PTS	+/-	PIM
2011-12	39	15	10	25	-11	14
<b>Total</b>	<b>39</b>	<b>15</b>	<b>10</b>	<b>25</b>	<b>-11</b>	<b>14</b>

## ANDREW CASSELS, C

Signed as a free agent on Aug. 15, 2002.

Year	GP	G	A	PTS	+/-	PIM
2002-03	79	20	48	68	-4	30
2003-04	58	6	20	26	-24	26
<b>Total</b>	<b>137</b>	<b>26</b>	<b>68</b>	<b>94</b>	<b>-28</b>	<b>56</b>

## MICHAEL CHAPUT, C

Acquired from Philadelphia along with RW Greg Moore in exchange for LW Tom Sestito on Feb. 28, 2011.

Year	GP	G	A	PTS	+/-	PIM
2013-14	17	0	1	1	0	2
2014-15	33	1	4	5	-8	21
2015-16	8	1	1	2	3	5
<b>Total</b>	<b>58</b>	<b>2</b>	<b>6</b>	<b>8</b>	<b>-5</b>	<b>28</b>

## YEGOR CHINAKHOV, RW

Selected 21st overall in the 2020 Draft.

Year	GP	G	A	PTS	+/-	PIM
2021-22	62	7	7	14	-27	16
2022-23	30	4	9	13	-6	10
<b>Total</b>	<b>92</b>	<b>11</b>	<b>16</b>	<b>27</b>	<b>-33</b>	<b>26</b>

## JASON CHIMERA, LW

Acquired from Phoenix with C Mike Rupp and D Cale Hulse for LW Geoff Sanderson and RW Tim Jackman on Oct. 8, 2005. Traded to Washington for LW Chris Clark and D Milan Jurcina on Dec. 28, 2009.

Year	GP	G	A	PTS	+/-	PIM
2005-06	80	17	13	30	-10	95
2006-07	82	15	21	36	2	91
2007-08	81	14	17	31	-5	98
2008-09	49	8	14	22	8	41
2009-10	39	8	9	17	-7	47
<b>Total</b>	<b>331</b>	<b>62</b>	<b>74</b>	<b>136</b>	<b>-12</b>	<b>372</b>

## TAYLOR CHORNEY, D

Claimed off waivers from Washington on Feb. 21, 2018.

Year	GP	G	A	PTS	+/-	PIM
2017-18	1	0	0	0	2	0
<b>Total</b>	<b>1</b>	<b>0</b>	<b>0</b>	<b>0</b>	<b>2</b>	<b>0</b>

## JAKE CHRISTIANSEN, D

Signed an entry level contract as a free agent on Mar. 4, 2020.

Year	GP	G	A	PTS	+/-	PIM
2021-22	8	1	0	1	1	0
2022-23	24	0	4	4	-7	4
<b>Total</b>	<b>32</b>	<b>1</b>	<b>4</b>	<b>5</b>	<b>-6</b>	<b>4</b>

## CHRIS CLARK, LW

Acquired from Washington with D Milan Jurcina for LW Jason Chimera on Dec. 28, 2009.

Year	GP	G	A	PTS	+/-	PIM
2009-10	36	3	2	5	-8	21
2010-11	53	5	10	15	-3	38
<b>Total</b>	<b>89</b>	<b>8</b>	<b>12</b>	<b>20</b>	<b>-11</b>	<b>59</b>

## DAVID CLARKSON, RW

Acquired from Toronto for RW Nathan Horton on Feb. 26, 2015. Traded with a 2017 first round pick and a 2019 second round pick to Vegas for selecting F William Karlsson in the expansion draft on June 21, 2017.

Year	GP	G	A	PTS	+/-	PIM
2014-15	3	0	0	0	-1	14
2015-16	23	2	2	4	-8	23
<b>Total</b>	<b>26</b>	<b>2</b>	<b>2</b>	<b>4</b>	<b>-9</b>	<b>37</b>

## ADAM CLENDENING, D

Signed as a free agent on July 1, 2018.

Year	GP	G	A	PTS	+/-	PIM
2018-19	4	0	0	0	1	0
<b>Total</b>	<b>4</b>	<b>0</b>	<b>0</b>	<b>0</b>	<b>1</b>	<b>0</b>



# ALL-TIME CBJ REGISTER

## GRANT CLITSOME, D

Selected 271st overall in the 2004 Draft. Claimed off waivers by Winnipeg on Feb. 27, 2012.

Year	GP	G	A	PTS	+/-	PIM
2009-10	11	1	2	3	0	6
2010-11	31	4	15	19	2	16
2011-12	51	4	10	14	-6	24
<b>Total</b>	<b>93</b>	<b>9</b>	<b>27</b>	<b>36</b>	<b>-4</b>	<b>46</b>

## IAN COLE, D

Acquired from Ottawa in exchange for RW Nick Moutrey and a third-round pick in the 2020 Draft on Feb. 26, 2018.

Year	GP	G	A	PTS	+/-	PIM
2017-18	20	2	5	7	11	24
<b>Total</b>	<b>20</b>	<b>2</b>	<b>5</b>	<b>7</b>	<b>11</b>	<b>24</b>

## SEAN COLLINS, C

Selected 187th overall in 2008 Draft.

Year	GP	G	A	PTS	+/-	PIM
2012-13	5	0	0	0	-2	6
2013-14	6	0	1	1	1	0
2014-15	8	0	2	2	0	2
<b>Total</b>	<b>19</b>	<b>0</b>	<b>3</b>	<b>3</b>	<b>-1</b>	<b>8</b>

## BLAKE COMEAU, LW

Acquired from Calgary in exchange for a fifth round draft selection on Apr. 3, 2013.

Year	GP	G	A	PTS	+/-	PIM
2012-13	9	2	3	5	5	6
2013-14	61	5	11	16	-2	36
<b>Total</b>	<b>70</b>	<b>7</b>	<b>14</b>	<b>21</b>	<b>3</b>	<b>42</b>

## MIKE COMMODORE, D

Signed as a free agent on July 1, 2008.

Year	GP	G	A	PTS	+/-	PIM
2008-09	81	5	19	24	11	100
2009-10	57	2	9	11	-9	62
2010-11	20	2	4	6	-8	44
<b>Total</b>	<b>158</b>	<b>9</b>	<b>32</b>	<b>41</b>	<b>-6</b>	<b>206</b>

## TY CONKLIN, G

Signed as a free agent on July 6, 2007. Traded to Buffalo for a fifth round pick in the 2007 Draft on Feb. 27, 2007.

Year	GP	G	A	PTS	+/-	PIM
2006-07	11	0	0	0	...	0
<b>Total</b>	<b>11</b>	<b>0</b>	<b>0</b>	<b>0</b>	<b>...</b>	<b>0</b>

## KEVIN CONNAUTON, D

Claimed off waivers from Dallas on Nov. 18, 2014. Claimed off wavier by Arizona on Jan. 13, 2016.

Year	GP	G	A	PTS	+/-	PIM
2014-15	54	9	10	19	1	29
2015-16	27	1	7	8	10	21
<b>Total</b>	<b>81</b>	<b>10</b>	<b>17</b>	<b>27</b>	<b>11</b>	<b>50</b>

## ADAM CRACKNELL, RW

Claimed off waivers from Los Angeles on Oct. 7, 2014. Traded to St. Louis for future considerations on Feb. 26, 2015.

Year	GP	G	A	PTS	+/-	PIM
2014-15	17	0	1	1	-8	2
<b>Total</b>	<b>17</b>	<b>0</b>	<b>1</b>	<b>1</b>	<b>-8</b>	<b>2</b>

## RYAN CRAIG, C

Signed as a free agent on July 5, 2013.

Year	GP	G	A	PTS	+/-	PIM
2013-14	6	0	0	0	-3	0
2014-15	2	0	0	0	0	0
<b>Total</b>	<b>8</b>	<b>0</b>	<b>0</b>	<b>0</b>	<b>-3</b>	<b>0</b>

## KEVIN DAHL, D

Signed as a free agent on Aug. 24, 2000.

Year	GP	G	A	PTS	+/-	PIM
2000-01	4	0	0	0	1	2
<b>Total</b>	<b>4</b>	<b>0</b>	<b>0</b>	<b>0</b>	<b>1</b>	<b>2</b>

## ZAC DALPE, C

Claimed off waivers from Minnesota on Feb. 27, 2017.

Year	GP	G	A	PTS	+/-	PIM
2017-18	12	0	0	0	-3	13
2018-19	1	0	1	1	1	0
2020-21	12	2	1	3	-2	0
<b>Total</b>	<b>25</b>	<b>2</b>	<b>2</b>	<b>4</b>	<b>-4</b>	<b>13</b>

## JUSTIN DANFORTH, C

Signed as a free agent on May 3, 2021.

Year	GP	G	A	PTS	+/-	PIM
2021-22	45	10	4	14	-5	10
2022-23	6	2	1	3	-3	4
<b>Total</b>	<b>51</b>	<b>12</b>	<b>5</b>	<b>17</b>	<b>-8</b>	<b>1</b>

## MARKO DANO, C

Selected 27th overall in the 2013 Draft. Traded to Chicago with C Artem Anisimov, LW Corey Tropp, LW Jeremy Morin and a fourth round pick in the 2016 Draft for LW Brandon Saad, D Michael Paliotta and C Alex Broadhurst on June 30, 2015. Signed as a free agent on Aug. 8, 2019.

Year	GP	G	A	PTS	+/-	PIM
2014-15	35	8	13	21	12	14
2019-20	3	0	0	0	-1	2
<b>Total</b>	<b>38</b>	<b>8</b>	<b>13</b>	<b>21</b>	<b>11</b>	<b>16</b>

## MATHIEU DARCHE, LW

Signed as a free agent on May 16, 2000.

Year	GP	G	A	PTS	+/-	PIM
2000-01	9	0	0	0	-4	0
2001-02	14	1	1	2	-5	6
2002-03	1	0	0	0	-1	0
<b>Total</b>	<b>24</b>	<b>1</b>	<b>1</b>	<b>2</b>	<b>-10</b>	<b>6</b>

## MATT DAVIDSON, RW

Acquired from Buffalo with D Jean-Luc Grand-Pierre, a fifth round pick in 2000 Draft and fifth round pick in the 2001 Draft for past considerations on June 23, 2000.

Year	GP	G	A	PTS	+/-	PIM
2000-01	5	0	0	0	2	0
2001-02	17	1	2	3	-11	10
2002-03	34	4	5	9	-12	18
<b>Total</b>	<b>56</b>	<b>5</b>	<b>7</b>	<b>12</b>	<b>-21</b>	<b>28</b>

## ANDY DELMORE, D

Claimed off waivers from Detroit on Oct. 4, 2005.

Year	GP	G	A	PTS	+/-	PIM
2005-06	7	0	0	0	-1	2
<b>Total</b>	<b>7</b>	<b>0</b>	<b>0</b>	<b>0</b>	<b>-1</b>	<b>2</b>

## MICHAEL DEL ZOTTO

Signed as a free agent on Jan. 10, 2021.

Year	GP	G	A	PTS	+/-	PIM
2020-21	53	4	9	13	5	8
<b>Total</b>	<b>53</b>	<b>4</b>	<b>9</b>	<b>13</b>	<b>5</b>	<b>8</b>

## MARC DENIS, G

Acquired from Colorado for a second round pick in the 2000 Draft on June 7, 2000.

Year	GP	G	A	PTS	+/-	PIM
2000-01	32	0	0	0	...	2
2001-02	42	0	1	1	...	2
2002-03	77	0	0	0	...	6
2003-04	66	0	2	2	...	10
2005-06	49	0	1	1	...	2
<b>Total</b>	<b>266</b>	<b>0</b>	<b>4</b>	<b>4</b>	<b>...</b>	<b>22</b>

## KEVIN DINEEN, RW

Selected in the Expansion Draft on June 23, 2000.

Year	GP	G	A	PTS	+/-	PIM
2000-01	66	8	7	15	2	126
2001-02	59	5	8	13	-6	62
2002-03	4	0	0	0	0	12
<b>Total</b>	<b>129</b>	<b>13</b>	<b>15</b>	<b>28</b>	<b>-4</b>	<b>200</b>

HISTORY





## MAX DOMI, C

Acquired from Montreal with a 2020 third round pick in exchange for RW Josh Anderson on Oct. 6, 2020. Traded to Carolina as part of three-team trade with Florida in exchange for D Aidan Hreschuk on Mar. 21, 2022.

Year	GP	G	A	PTS	+/-	PIM
2020-21	54	9	15	24	-18	75
2021-22	53	9	23	32	2	37
<b>Total</b>	<b>107</b>	<b>18</b>	<b>38</b>	<b>56</b>	<b>-16</b>	<b>112</b>

## DEREK DORSETT, RW

Selected 189th overall in the 2006 Draft. Traded to NY Rangers with C Derick Brassard, D John Moore and a sixth round pick in the 2014 Draft for RW Marian Gaborik, D Steve Delisle and D Blake Parlett on Apr. 3, 2013.

Year	GP	G	A	PTS	+/-	PIM
2008-09	52	4	1	5	-1	150
2009-10	51	4	10	14	6	105
2010-11	76	4	13	17	-15	184
2011-12	77	12	8	20	-11	235
2012-13	24	3	6	9	-11	53
<b>Total</b>	<b>280</b>	<b>27</b>	<b>38</b>	<b>65</b>	<b>-32</b>	<b>727</b>

## NICK DRAZENOVIC, C

Signed as a free agent on July 1, 2011.

Year	GP	G	A	PTS	+/-	PIM
2012-13	8	0	0	0	-2	4
<b>Total</b>	<b>8</b>	<b>0</b>	<b>0</b>	<b>0</b>	<b>-2</b>	<b>4</b>

## TED DRURY, C

Selected in the Expansion Draft on June 23, 2000.

Year	GP	G	A	PTS	+/-	PIM
2000-01	1	0	0	0	-3	0
<b>Total</b>	<b>1</b>	<b>0</b>	<b>0</b>	<b>0</b>	<b>-3</b>	<b>0</b>

## WADE DUBIELEWICZ, G

Claimed off waivers from NY Islanders on Jan. 17, 2009.

Year	GP	G	A	PTS	+/-	PIM
2008-09	3	0	0	0	...	0
<b>Total</b>	<b>3</b>	<b>0</b>	<b>0</b>	<b>0</b>	<b>...</b>	<b>0</b>

## BRANDON DUBINSKY, C

Acquired from the NY Rangers with C Artem Anisimov, D Tim Erixon and a first round pick in the 2013 Draft for LW Rick Nash, D Steven Delisle and a conditional third round pick in the 2013 Draft on July 23, 2012.

Year	GP	G	A	PTS	+/-	PIM
2012-13	29	2	18	20	2	76
2013-14	76	16	34	50	5	98
2014-15	47	13	23	36	11	43
2015-16	75	17	31	48	-16	71
2016-17	80	12	29	41	16	91
2017-18	62	6	10	16	-2	33
2018-19	61	6	8	14	-16	36
<b>Total</b>	<b>430</b>	<b>72</b>	<b>153</b>	<b>225</b>	<b>0</b>	<b>448</b>

## PIERRE-LUC DUBOIS, C

Selected third overall in the 2016 Draft. Traded to Winnipeg with a 2022 third round pick in exchange for LW Patrik Laine and C Jack Roslovic on Jan. 23, 2021.

Year	GP	G	A	PTS	+/-	PIM
2017-18	82	20	28	48	8	49
2018-19	82	27	34	61	16	64
2019-20	70	18	31	49	-2	49
2020-21	5	1	0	1	-2	2
<b>Total</b>	<b>239</b>	<b>65</b>	<b>93</b>	<b>159</b>	<b>20</b>	<b>164</b>

## MATT DUCHENE, C

Acquired from Ottawa with D Julius Bergman in exchange for conditional first round picks in the 2019 and 2020 NHL Drafts, RW Vitaly Abramov and RW Jonathan Davidsson on Feb. 22, 2019.

Year	GP	G	A	PTS	+/-	PIM
2018-19	23	4	8	12	-1	2
<b>Total</b>	<b>23</b>	<b>4</b>	<b>8</b>	<b>12</b>	<b>-1</b>	<b>2</b>

## ANTHONY DUCLAIR, LW

Signed a one-year contract on July 6, 2018. Traded to Ottawa with second round picks in the 2020 and 2021 NHL Drafts in exchange for LW Ryan Dzingel and a 2019 seventh round pick on Feb. 23, 2019.

Year	GP	G	A	PTS	+/-	PIM
2018-19	53	11	8	19	-3	12
<b>Total</b>	<b>53</b>	<b>11</b>	<b>8</b>	<b>19</b>	<b>-3</b>	<b>12</b>

## JOSH DUNNE, C

Signed an entry level contract as a free agent on Mar. 14, 2021.

Year	GP	G	A	PTS	+/-	PIM
2020-21	6	0	0	0	-1	4
2022-23	8	0	0	0	-6	6
<b>Total</b>	<b>14</b>	<b>0</b>	<b>0</b>	<b>0</b>	<b>-7</b>	<b>10</b>

## RYAN DZINGEL, LW

Acquired from Ottawa with a 2019 seventh round draft pick in exchange for LW Anthony Duclair and second round picks in the 2020 and 2021 NHL Drafts on Feb. 23, 2019.

Year	GP	G	A	PTS	+/-	PIM
2018-19	21	4	8	12	4	0
<b>Total</b>	<b>21</b>	<b>4</b>	<b>8</b>	<b>12</b>	<b>4</b>	<b>0</b>

## ANDERS ERIKSSON, D

Signed as a free agent on Oct. 10, 2003. Signed as a free agent on July 1, 2006.

Year	GP	G	A	PTS	+/-	PIM
2003-04	66	7	20	27	-6	18
2006-07	79	0	23	23	12	46
<b>Total</b>	<b>145</b>	<b>7</b>	<b>43</b>	<b>50</b>	<b>6</b>	<b>64</b>

## TIM ERIXON, D

Acquired from the NY Rangers with C Artem Anisimov, C Brandon Dubinsky and a first round pick in the 2013 Draft for LW Rick Nash, D Steven Delisle and a conditional third round pick in the 2013 Draft on July 23, 2012. Traded to Chicago for LW Jeremy Morin on Dec. 14, 2014.

Year	GP	G	A	PTS	+/-	PIM
2012-13	31	0	5	5	4	14
2013-14	2	0	0	0	2	2
2014-15	19	1	5	6	-3	4
<b>Total</b>	<b>52</b>	<b>1</b>	<b>10</b>	<b>11</b>	<b>3</b>	<b>20</b>

## JUSTIN FALK, D

Acquired from Minnesota with a fifth round pick in the 2015 Draft for D Jordan Leopold on Mar. 2, 2015.

Year	GP	G	A	PTS	+/-	PIM
2014-15	5	1	1	2	-3	7
2015-16	24	0	4	4	2	17
<b>Total</b>	<b>29</b>	<b>1</b>	<b>5</b>	<b>6</b>	<b>-1</b>	<b>24</b>

## SERGEI FEDOROV, C

Acquired from Anaheim with a fifth round pick in the 2006 Draft for C Tyler Wright and D Francois Beauchemin on Nov. 15, 2005. Traded to Washington for D Theo Ruth on Feb. 6, 2008.

Year	GP	G	A	PTS	+/-	PIM
2005-06	62	12	31	43	-1	64
2006-07	73	18	24	42	-7	56
2007-08	50	9	19	28	-3	30
<b>Total</b>	<b>185</b>	<b>39</b>	<b>74</b>	<b>113</b>	<b>-11</b>	<b>150</b>



## NIKITA FILATOV, LW

Selected sixth overall in the 2008 Draft. Traded to Ottawa for a third round pick in the 2011 Draft on June 25, 2011.

Year	GP	G	A	PTS	+/-	PIM
2008-09	8	4	0	4	3	0
2009-10	13	2	0	2	0	8
2010-11	23	0	7	7	3	8
<b>Total</b>	<b>44</b>	<b>6</b>	<b>7</b>	<b>13</b>	<b>6</b>	<b>16</b>

## TREY FIX-WOLANSKY, RW

Selected 204th overall at the 2018 NHL Draft.

Year	GP	G	A	PTS	+/-	PIM
2021-22	6	1	1	2	-1	0
2022-23	9	1	0	1	-5	0
<b>Total</b>	<b>15</b>	<b>2</b>	<b>1</b>	<b>2</b>	<b>-6</b>	<b>0</b>



# ALL-TIME CBJ REGISTER

## NICK FOLIGNO, LW

Acquired from Ottawa for D Marc Methot on July 1, 2012. Traded to Toronto in exchange for a 2021 first round pick and 2022 fourth round pick on Apr. 11, 2021.

Year	GP	G	A	PTS	+/-	PIM
2012-13	45	6	13	19	6	28
2013-14	70	18	21	39	5	96
2014-15	79	31	42	73	16	50
2015-16	72	12	25	37	-14	53
2016-17	79	26	25	51	-4	55
2017-18	72	15	18	33	1	50
2018-19	73	17	18	35	12	44
2019-20	67	10	21	31	-3	62
2020-21	42	7	9	16	-3	28
<b>Total</b>	<b>599</b>	<b>142</b>	<b>192</b>	<b>334</b>	<b>16</b>	<b>466</b>

## ADAM FOOTE, D

Signed as a free agent on Aug. 2, 2005. Traded to Colorado for a first round pick in the 2008 Draft and a fourth round pick in the 2009 Draft on Feb. 26, 2008.

Year	GP	G	A	PTS	+/-	PIM
2005-06	65	6	16	22	-16	89
2006-07	59	3	9	12	-17	71
2007-08	63	1	14	15	3	95
<b>Total</b>	<b>187</b>	<b>10</b>	<b>39</b>	<b>49</b>	<b>-30</b>	<b>255</b>

## ANTON FORSBERG, G

Selected 188th overall in the 2011 Draft. Traded to Chicago with LW Brandon Saad and a 2018 fifth round pick for LW Artemi Panarin, LW Tyler Motte and a 2017 sixth round selection on June 23, 2017.

Year	GP	G	A	PTS	+/-	PIM
2014-15	5	0	0	0	...	0
2015-16	4	0	0	0	...	0
2016-17	1	0	0	0	...	0
<b>Total</b>	<b>10</b>	<b>0</b>	<b>0</b>	<b>0</b>	<b>...</b>	<b>0</b>

## LIAM FOUDY, C

Selected 18th overall in the 2018 Draft.

Year	GP	G	A	PTS	+/-	PIM
2019-20	2	0	1	1	1	0
2020-21	24	0	4	4	0	6
2021-22	1	0	0	0	-1	0
2022-23	62	7	7	14	-26	8
<b>Total</b>	<b>89</b>	<b>7</b>	<b>12</b>	<b>19</b>	<b>-26</b>	<b>14</b>

## MATT FRATTIN, LW

Acquired along with a pair of conditional draft picks from Los Angeles in exchange for RW Marian Gaborik on Mar. 5, 2014. Traded to Toronto for LW Jerry D'Amigo and a conditional draft pick on July 1, 2014.

Year	GP	G	A	PTS	+/-	PIM
2013-14	4	0	1	1	2	0
<b>Total</b>	<b>4</b>	<b>0</b>	<b>1</b>	<b>1</b>	<b>2</b>	<b>0</b>

## TREVOR FRISCHMON, C

Signed as a free agent on July 3, 2009.

Year	GP	G	A	PTS	+/-	PIM
2009-10	3	0	0	0	0	4
<b>Total</b>	<b>3</b>	<b>0</b>	<b>0</b>	<b>0</b>	<b>0</b>	<b>4</b>

## DAN FRITSCHKE, C

Selected 46th overall in the 2003 Draft. Traded to the NY Rangers with RW Nikolai Zherdev for D Fedor Tyutin and D Christian Backman on July 2, 2008.

Year	GP	G	A	PTS	+/-	PIM
2003-04	19	1	0	1	-5	12
2005-06	59	6	7	13	-14	22
2006-07	59	12	15	27	3	35
2007-08	69	10	12	22	2	22
<b>Total</b>	<b>206</b>	<b>29</b>	<b>34</b>	<b>63</b>	<b>-14</b>	<b>91</b>

## MARIAN GABORIK, RW

Acquired from the NY Rangers with D Steven Delisle and D Blake Parlett for C Derick Brassard, RW Derek Dorsett, D John Moore and a sixth round pick on April 3, 2013. Traded to Los Angeles for F Matt Frattin, a conditional second round pick in 2014 or 2015 and a conditional third round pick on Mar. 5, 2014.

Year	GP	G	A	PTS	+/-	PIM
2012-13	12	3	5	8	5	6
2013-14	22	6	8	14	0	6
<b>Total</b>	<b>34</b>	<b>9</b>	<b>13</b>	<b>22</b>	<b>5</b>	<b>12</b>

## SAM GAGNER, C/RW

Signed as a free agent on Aug. 1, 2016.

Year	GP	G	A	PTS	+/-	PIM
2016-17	81	18	32	50	10	22
<b>Total</b>	<b>81</b>	<b>18</b>	<b>32</b>	<b>50</b>	<b>10</b>	<b>22</b>

## BRUCE GARDINER, RW

Selected in the Expansion Draft on June 23, 2000.

Year	GP	G	A	PTS	+/-	PIM
2000-01	73	7	15	22	-1	78
<b>Total</b>	<b>73</b>	<b>7</b>	<b>15</b>	<b>22</b>	<b>-1</b>	<b>78</b>

## MATHIEU GARON, G

Signed as a free agent on July 1, 2009.

Year	GP	G	A	PTS	+/-	PIM
2009-10	35	0	0	0	...	2
2010-11	36	0	1	1	...	2
<b>Total</b>	<b>71</b>	<b>0</b>	<b>1</b>	<b>1</b>	<b>...</b>	<b>4</b>

## JOHNNY GAUDREAU, LW

Signed as a free agent on July 13, 2022.

Year	GP	G	A	PTS	+/-	PIM
2022-23	80	21	53	74	-33	22
<b>Total</b>	<b>80</b>	<b>21</b>	<b>53</b>	<b>74</b>	<b>-33</b>	<b>22</b>

## MICHAEL GAUL, D

Signed as a free agent on July 18, 2000.

Year	GP	G	A	PTS	+/-	PIM
2000-01	2	0	0	0	0	4
<b>Total</b>	<b>2</b>	<b>0</b>	<b>0</b>	<b>0</b>	<b>0</b>	<b>4</b>

## BRENDAN GAUNCE, C

Signed as a free agent on July 30, 2021.

Year	GP	G	A	PTS	+/-	PIM
2021-22	30	5	2	7	2	12
2022-23	5	0	1	1	-1	2
<b>Total</b>	<b>35</b>	<b>5</b>	<b>3</b>	<b>8</b>	<b>1</b>	<b>14</b>

## VLADISLAV GAVRIKOV, D

Selected 159th overall in the 2015 Draft. Traded to Los Angeles with G Joonas Korpisalo in exchange for G Jonathan Quick, conditional 2023 first-round pick and 2024 third-round pick on Mar. 1, 2023.

Year	GP	G	A	PTS	+/-	PIM
2019-20	69	5	13	18	1	18
2020-21	55	2	10	12	-13	14
2021-22	80	5	28	33	-3	68
2022-23	52	3	7	10	-8	30
<b>Total</b>	<b>256</b>	<b>15</b>	<b>58</b>	<b>73</b>	<b>-23</b>	<b>130</b>

## NATHAN GERBE, C

Signed as a free agent on Jan. 28, 2018.

Year	GP	G	A	PTS	+/-	PIM
2017-18	2	0	0	0	-1	0
2019-20	30	4	6	10	-7	22
2020-21	9	1	2	3	0	2
<b>Total</b>	<b>41</b>	<b>5</b>	<b>8</b>	<b>13</b>	<b>-8</b>	<b>24</b>

## BRIAN GIBBONS, C

Signed as a free agent on July 4, 2014.

Year	GP	G	A	PTS	+/-	PIM
2014-15	25	0	5	5	2	8
<b>Total</b>	<b>25</b>	<b>0</b>	<b>5</b>	<b>5</b>	<b>2</b>	<b>8</b>



HISTORY





## COLTON GILLIES, LW

Claimed off waivers from Minnesota on Jan. 14, 2012.

Year	GP	G	A	PTS	+/-	PIM
2011-12	38	2	4	6	-4	25
2012-13	27	1	1	2	1	17
<b>Total</b>	<b>65</b>	<b>3</b>	<b>5</b>	<b>8</b>	<b>-3</b>	<b>42</b>

## JON GILLIES, G

Acquired from Arizona in exchange for LW Jakub Voracek and a sixth-round draft pick on Mar. 2, 2023.

Year	GP	G	A	PTS	+/-	PIM
2022-23	3	0	0	0	...	0
<b>Total</b>	<b>3</b>	<b>0</b>	<b>0</b>	<b>0</b>	<b>...</b>	<b>0</b>

## ALEXANDRE GIROUX, LW

Signed as a free agent on July 4, 2011.

Year	GP	G	A	PTS	+/-	PIM
2011-12	9	1	0	1	-2	8
<b>Total</b>	<b>9</b>	<b>1</b>	<b>0</b>	<b>1</b>	<b>-2</b>	<b>8</b>

## CURTIS GLENCROSS, LW

Acquired with C Zenon Konopka and a seventh round pick in the 2007 Draft from Anaheim for RW Joe Motzko, C Mark Hartigan and a fourth round pick in the 2007 Draft on Jan. 26, 2007. Traded to Edmonton for D Dick Tarnstrom on Feb. 1, 2008.

Year	GP	G	A	PTS	+/-	PIM
2006-07	7	0	0	0	-4	0
2007-08	36	6	6	12	3	25
<b>Total</b>	<b>43</b>	<b>6</b>	<b>6</b>	<b>12</b>	<b>-1</b>	<b>25</b>

## STEVEN GOERTZEN, RW

Selected 225th overall in the 2002 Draft.

Year	GP	G	A	PTS	+/-	PIM
2005-06	39	0	0	0	-17	44
2006-07	7	0	0	0	0	10
<b>Total</b>	<b>46</b>	<b>0</b>	<b>0</b>	<b>0</b>	<b>-17</b>	<b>54</b>

## CODY GOLOUBEF, D

Selected 37th overall in the 2008 Draft. Traded to Colorado for D Ryan Stanton on Nov. 28, 2016.

Year	GP	G	A	PTS	+/-	PIM
2011-12	1	0	0	0	1	0
2012-13	11	1	0	1	-3	0
2013-14	5	0	0	0	0	2
2014-15	36	0	9	9	12	19
2015-16	43	1	7	8	-3	20
<b>Total</b>	<b>96</b>	<b>2</b>	<b>16</b>	<b>18</b>	<b>7</b>	<b>41</b>

## JEAN-LUC GRAND-PIERRE, D

Acquired from Buffalo with RW Matt Davidson, a fifth round pick in the 2000 Draft and fifth round pick in the 2001 Draft for past considerations on June 23, 2000. Claimed off waivers by Atlanta on Dec. 31, 2003.

Year	GP	G	A	PTS	+/-	PIM
2000-01	64	1	4	5	-6	73
2001-02	81	2	6	8	-29	90
2002-03	41	1	0	1	-6	64
2003-04	16	0	0	0	-3	12
<b>Total</b>	<b>202</b>	<b>4</b>	<b>10</b>	<b>14</b>	<b>-44</b>	<b>239</b>

## CHRIS GRATTON, C

Claimed off waivers from Tampa Bay on Feb. 21, 2009.

Year	GP	G	A	PTS	+/-	PIM
2008-09	6	0	1	1	2	2
<b>Total</b>	<b>6</b>	<b>0</b>	<b>1</b>	<b>1</b>	<b>2</b>	<b>2</b>

## JET GREAVES, G

Signed to a three-year, entry-level contract on February 20, 2022.

Year	GP	G	A	PTS	+/-	PIM
2022-23	1	0	0	0	...	0
<b>Total</b>	<b>1</b>	<b>0</b>	<b>0</b>	<b>0</b>	<b>...</b>	<b>0</b>

## MIKHAIL GRIGORENKO, LW

Signed as a free agent on July 16, 2020.

Year	GP	G	A	PTS	+/-	PIM
2020-21	32	4	8	12	-2	6
<b>Total</b>	<b>32</b>	<b>4</b>	<b>8</b>	<b>12</b>	<b>-2</b>	<b>6</b>

## ERIK GUDBRANSON, D

Signed as a free agent on July 13, 2022.

Year	GP	G	A	PTS	+/-	PIM
2022-23	70	1	12	13	-24	57
<b>Total</b>	<b>70</b>	<b>1</b>	<b>12</b>	<b>13</b>	<b>-24</b>	<b>57</b>

## NATE GUENIN, D

Signed as a free agent on July 2, 2010. Traded to Anaheim for C Trevor Smith on Jan. 4, 2011.

Year	GP	G	A	PTS	+/-	PIM
2010-11	3	0	0	0	-3	2
<b>Total</b>	<b>3</b>	<b>0</b>	<b>0</b>	<b>0</b>	<b>-3</b>	<b>2</b>

## RON HAINSEY, D

Claimed off waivers from Montreal on Nov. 29, 2005.

Year	GP	G	A	PTS	+/-	PIM
2005-06	55	2	15	17	13	43
2006-07	80	9	25	34	-19	69
2007-08	78	8	24	32	-7	25
<b>Total</b>	<b>213</b>	<b>19</b>	<b>64</b>	<b>83</b>	<b>-13</b>	<b>137</b>

## MARKUS HANNIKAINEN, LW

Signed as a free agent on Apr. 20, 2015. Traded to Arizona for conditional seventh round pick in 2020 NHL Draft on Feb. 24, 2020.

Year	GP	G	A	PTS	+/-	PIM
2015-16	4	0	0	0	-2	0
2016-17	10	1	1	2	0	6
2017-18	33	3	3	6	-1	6
2018-19	44	4	3	7	-5	2
<b>Total</b>	<b>91</b>	<b>8</b>	<b>7</b>	<b>15</b>	<b>-8</b>	<b>14</b>

## BRETT HARKINS, C

Signed as a free agent on May 29, 2001.

Year	GP	G	A	PTS	+/-	PIM
2001-02	25	2	12	14	-5	8
<b>Total</b>	<b>25</b>	<b>2</b>	<b>12</b>	<b>14</b>	<b>-5</b>	<b>8</b>

## SCOTT HARRINGTON, D

Acquired from Toronto along with a conditional draft pick in for LW Kerby Rychel on June 25, 2016.

Year	GP	G	A	PTS	+/-	PIM
2016-17	22	1	2	3	3	10
2017-18	32	2	3	5	0	8
2018-19	73	2	15	17	6	23
2019-20	39	1	7	8	-3	16
2020-21	12	1	2	3	-3	6
2021-22	7	0	1	1	-4	6
<b>Total</b>	<b>185</b>	<b>7</b>	<b>30</b>	<b>37</b>	<b>-1</b>	<b>69</b>

## MARK HARTIGAN, C

Signed as a free agent on July 16, 2003. Traded to Anaheim with RW Joe Motzko and a fourth round pick in the 2007 Draft for C Zenon Konopka and a seventh round pick in the 2007 Draft on Jan. 26, 2007.

Year	GP	G	A	PTS	+/-	PIM
2003-04	9	1	3	4	-2	6
2005-06	33	9	3	12	-1	22
2006-07	6	1	2	3	2	2
<b>Total</b>	<b>48</b>	<b>11</b>	<b>8</b>	<b>19</b>	<b>-1</b>	<b>30</b>

## SCOTT HARTNELL, LW

Acquired from Philadelphia for LW R.J. Umberger and a fourth round pick in the 2015 Draft on June 23, 2014. Bought out on June 29, 2017.

Year	GP	G	A	PTS	+/-	PIM
2014-15	77	28	32	60	1	100
2015-16	79	23	26	49	-11	112
2016-17	78	13	24	37	14	63
<b>Total</b>	<b>234</b>	<b>64</b>	<b>82</b>	<b>146</b>	<b>4</b>	<b>275</b>

## STEVE HEINZE, RW

Selected in the Expansion Draft on June 23, 2000. Traded to Buffalo for a third round pick in the 2001 Draft on Mar. 13, 2001.

Year	GP	G	A	PTS	+/-	PIM
2000-01	65	22	20	42	-19	38
<b>Total</b>	<b>65</b>	<b>22</b>	<b>20</b>	<b>42</b>	<b>-19</b>	<b>38</b>



# ALL-TIME CBJ REGISTER

## JAN HEJDA, D

Signed as a free agent on July 5, 2007.

Year	GP	G	A	PTS	+/-	PIM
2007-08	81	0	13	13	20	61
2008-09	82	3	18	21	23	38
2009-10	62	3	10	13	-14	36
2010-11	77	5	15	20	-6	28
<b>Total</b>	<b>302</b>	<b>11</b>	<b>56</b>	<b>67</b>	<b>23</b>	<b>163</b>

## JAMIE HEWARD, D

Claimed off waivers from NY Islanders on May 26, 2000.

Year	GP	G	A	PTS	+/-	PIM
2000-01	69	11	16	27	3	33
2001-02	28	1	2	3	-9	7
<b>Total</b>	<b>97</b>	<b>12</b>	<b>18</b>	<b>30</b>	<b>-6</b>	<b>40</b>

## GREGORY HOFMANN, C

Acquired from Carolina in exchange for a seventh round pick in the 2022 Draft on Feb. 13, 2021. Contract terminated on Jan. 14, 2022.

Year	GP	G	A	PTS	+/-	PIM
2021-22	24	2	5	7	6	8
<b>Total</b>	<b>24</b>	<b>2</b>	<b>5</b>	<b>7</b>	<b>6</b>	<b>8</b>

## NICK HOLDEN, D

Signed as a free agent on Mar. 28, 2008.

Year	GP	G	A	PTS	+/-	PIM
2010-11	5	0	0	0	0	0
2012-13	2	0	0	0	1	0
<b>Total</b>	<b>7</b>	<b>0</b>	<b>0</b>	<b>0</b>	<b>1</b>	<b>0</b>

## BRIAN HOLZINGER, C

Acquired from Pittsburgh for C Lasse Pirjeta on Mar. 9, 2004.

Year	GP	G	A	PTS	+/-	PIM
2003-04	13	1	0	1	-4	2
<b>Total</b>	<b>13</b>	<b>1</b>	<b>0</b>	<b>1</b>	<b>-4</b>	<b>2</b>

## NATHAN HORTON, RW

Signed as a free agent on July 5, 2013. Traded to Toronto for RW David Clarkson on Feb. 26, 2015.

Year	GP	G	A	PTS	+/-	PIM
2013-14	36	5	14	19	-3	24
<b>Total</b>	<b>36</b>	<b>5</b>	<b>14</b>	<b>19</b>	<b>-3</b>	<b>24</b>

## JAN HRDINA, C

Signed as a free agent on Aug. 10, 2005.

Year	GP	G	A	PTS	+/-	PIM
2005-06	75	10	23	33	-8	78
<b>Total</b>	<b>75</b>	<b>10</b>	<b>23</b>	<b>33</b>	<b>-8</b>	<b>78</b>

## CALE HULSE, D

Acquired from Phoenix with LW Jason Chimera and C Michael Rupp for LW Geoff Sanderson and RW Tim Jackman on Oct. 8, 2005. Traded to Calgary for LW Cam Severson on Feb. 28, 2006.

Year	GP	G	A	PTS	+/-	PIM
2005-06	27	0	3	3	-9	43
<b>Total</b>	<b>27</b>	<b>0</b>	<b>3</b>	<b>3</b>	<b>-9</b>	<b>43</b>

## SHAWN HUNWICK, G

Signed as a free agent on Mar. 29, 2012.

Year	GP	G	A	PTS	+/-	PIM
2011-12	1	0	0	0	...	0
<b>Total</b>	<b>1</b>	<b>0</b>	<b>0</b>	<b>0</b>	<b>...</b>	<b>0</b>

## KRISTIAN HUSELIUS, LW

Signed as a free agent on July 2, 2008.

Year	GP	G	A	PTS	+/-	PIM
2008-09	74	21	35	56	1	44
2009-10	74	23	40	63	-4	36
2010-11	39	14	9	23	-17	10
2011-12	2	0	0	0	-2	2
<b>Total</b>	<b>189</b>	<b>58</b>	<b>84</b>	<b>142</b>	<b>-22</b>	<b>92</b>

## MICHAEL HUTCHINSON, G

Acquired from Vegas along with a 2025 seventh-round pick in exchange for G Jonathan Quick on Mar. 2, 2023.

Year	GP	G	A	PTS	+/-	PIM
2022-23	16	0	1	1	...	0
<b>Total</b>	<b>16</b>	<b>0</b>	<b>1</b>	<b>1</b>	<b>...</b>	<b>0</b>

## HANNES HYVONEN, RW

Claimed off waivers from Florida on Oct. 5, 2002.

Year	GP	G	A	PTS	+/-	PIM
2002-03	36	4	5	9	-11	22
<b>Total</b>	<b>36</b>	<b>4</b>	<b>5</b>	<b>9</b>	<b>-11</b>	<b>22</b>

## TIM JACKMAN, RW

Selected 38th overall in the 2001 Draft. Traded to Phoenix with LW Geoff Sanderson for LW Jason Chimera, C Michael Rupp and D Cale Hulse on Oct. 8, 2005.

Year	GP	G	A	PTS	+/-	PIM
2003-04	19	1	2	3	-7	16
<b>Total</b>	<b>19</b>	<b>1</b>	<b>2</b>	<b>3</b>	<b>-7</b>	<b>16</b>

## BOONE JENNER, C

Selected 37th overall in the 2011 Draft.

Year	GP	G	A	PTS	+/-	PIM
2013-14	72	16	13	29	6	45
2014-15	31	9	8	17	-5	12
2015-16	82	30	19	49	-15	77
2016-17	82	18	16	34	14	52
2017-18	75	13	19	32	1	39
2018-19	77	16	22	38	6	42
2019-20	70	11	13	24	-14	36
2020-21	41	8	9	17	-9	6
2021-22	59	23	21	44	-11	22
2022-23	68	26	19	45	-32	51
<b>Total</b>	<b>657</b>	<b>170</b>	<b>159</b>	<b>329</b>	<b>-59</b>	<b>382</b>

## DAVID JIRICEK, D

Selected sixth overall in the 2022 Draft.

Year	GP	G	A	PTS	+/-	PIM
2022-23	4	0	0	0	-4	2
<b>Total</b>	<b>4</b>	<b>0</b>	<b>0</b>	<b>0</b>	<b>-4</b>	<b>2</b>

## RYAN JOHANSEN, C

Selected fourth overall in the 2010 Draft. Traded to Nashville for D Seth Jones on Jan. 6, 2016.

Year	GP	G	A	PTS	+/-	PIM
2011-12	67	9	12	21	-2	4
2012-13	40	5	7	12	-7	12
2013-14	82	33	30	63	3	43
2014-15	82	26	45	71	-6	40
2015-16	38	6	20	26	-4	25
<b>Total</b>	<b>309</b>	<b>79</b>	<b>114</b>	<b>193</b>	<b>-16</b>	<b>144</b>

## AARON JOHNSON, D

Selected 85th overall in the 2001 Draft. Signed as a free agent on July 5, 2011.

Year	GP	G	A	PTS	+/-	PIM
2003-04	29	2	6	8	-2	32
2005-06	26	2	6	8	9	23
2006-07	61	3	7	10	-9	38
2011-12	56	3	13	16	-12	26
<b>Total</b>	<b>172</b>	<b>10</b>	<b>32</b>	<b>42</b>	<b>-14</b>	<b>119</b>

## JACK JOHNSON, D

Acquired from Los Angeles with a first round pick in the 2013 Draft for Jeff Carter on Feb. 23, 2012.

Year	GP	G	A	PTS	+/-	PIM
2011-12	21	4	10	14	5	15
2012-13	44	5	14	19	-5	12
2013-14	82	5	28	33	-7	48
2014-15	79	8	32	40	-13	44
2015-16	60	6	8	14	-16	25
2016-17	82	5	18	23	23	32
2017-18	77	3	8	11	-6	22
<b>Total</b>	<b>445</b>	<b>36</b>	<b>118</b>	<b>154</b>	<b>-19</b>	<b>198</b>

## KENT JOHNSON, C

Selected fifth overall in the 2021 Draft.

Year	GP	G	A	PTS	+/-	PIM
2021-22	9	0	3	3	2	2
2022-23	79	16	24	40	-19	14
<b>Total</b>	<b>88</b>	<b>16</b>	<b>27</b>	<b>43</b>	<b>-17</b>	<b>16</b>





## JUSSI JOKINEN, LW

Claimed off waivers from Los Angeles on Jan. 17, 2018. Traded to Vancouver with C Tyler Motte for LW Thomas Vanek on Feb. 26, 2018.

Year	GP	G	A	PTS	+/-	PIM
2017-18	14	0	1	1	-2	4
<b>Total</b>	<b>14</b>	<b>0</b>	<b>1</b>	<b>1</b>	<b>-2</b>	<b>4</b>

## SETH JONES, D

Acquired from Nashville for C Ryan Johansen on Jan. 6, 2016. Traded with a 2021 first-round pick and 2022 sixth-round selection to Chicago in exchange for D Adam Boqvist, 2021 first and second round picks and 2022 first-round selection on July 24, 2021.

Year	GP	G	A	PTS	+/-	PIM
2015-16	41	2	18	20	-9	12
2016-17	75	12	30	42	6	24
2017-18	78	16	41	57	10	30
2018-19	75	9	37	46	1	28
2019-20	56	6	24	30	10	20
2020-21	56	5	23	28	-18	26
<b>Total</b>	<b>381</b>	<b>50</b>	<b>173</b>	<b>223</b>	<b>0</b>	<b>140</b>

## ANDREW JOUDREY, C

Signed as a free agent on July 1, 2011.

Year	GP	G	A	PTS	+/-	PIM
2011-12	1	0	0	0	0	0
<b>Total</b>	<b>1</b>	<b>0</b>	<b>0</b>	<b>0</b>	<b>0</b>	<b>0</b>

## MILAN JURCINA, D

Acquired from Washington with LW Chris Clark for LW Jason Chimera on Dec. 28, 2009. Traded to Washington for a conditional sixth round pick in the 2010 Draft on Mar. 3, 2010.

Year	GP	G	A	PTS	+/-	PIM
2009-10	17	1	2	3	2	10
<b>Total</b>	<b>17</b>	<b>1</b>	<b>2</b>	<b>3</b>	<b>2</b>	<b>10</b>

## TOMI KALLIO, RW

Acquired from Atlanta with D Pauli Levokari for RW Chris Nielsen and D Petteri Nummelin on Dec. 2, 2002. Claimed off waivers by Philadelphia on Jan. 1, 2003.

Year	GP	G	A	PTS	+/-	PIM
2002-03	12	1	2	3	-7	8
<b>Total</b>	<b>12</b>	<b>1</b>	<b>2</b>	<b>3</b>	<b>-7</b>	<b>8</b>

## TOMAS KANA, C

Acquired from St. Louis with D Brandon Bell for LW Pascal Pelletier on Dec. 8, 2009.

Year	GP	G	A	PTS	+/-	PIM
2009-10	6	0	2	2	2	2
<b>Total</b>	<b>6</b>	<b>0</b>	<b>2</b>	<b>2</b>	<b>2</b>	<b>2</b>

## WILLIAM KARLSSON, C

Acquired from Anaheim with LW Rene Bourque and a second round pick in the 2015 Draft for D James Wisniewski and a third round pick in the 2015 Draft on Mar. 2, 2015. Selected in the Expansion Draft by Vegas on June 21, 2017.

Year	GP	G	A	PTS	+/-	PIM
2014-15	3	1	1	2	2	0
2015-16	81	9	11	20	-9	6
2016-17	81	6	19	25	10	10
<b>Total</b>	<b>165</b>	<b>16</b>	<b>31</b>	<b>47</b>	<b>3</b>	<b>16</b>

## KEITH KINKAID, G

Acquired from New Jersey for a fifth round pick in the 2022 NHL Draft on Feb. 25, 2019.

Year	GP	G	A	PTS	+/-	PIM
2018-19	DNP					
<b>Total</b>	<b>DNP</b>					

## MATISS KIVLENIEKS, G

Signed as a free agent on May 25, 2017.

Year	GP	G	A	PTS	+/-	PIM
2019-20	6	0	0	0	...	0
2020-21	2	0	0	0	...	0
<b>Total</b>	<b>8</b>	<b>0</b>	<b>0</b>	<b>0</b>	<b>...</b>	<b>0</b>

## ROSTISLAV KLESLA, D

Selected fourth overall in the 2000 Draft. Traded to Phoenix with C Dane Byers for LW Scottie Upshall and D Sami Lepisto on Feb. 28, 2011.

Year	GP	G	A	PTS	+/-	PIM
2000-01	8	2	0	2	-1	6
2001-02	75	8	8	16	-6	74
2002-03	72	2	14	16	-22	71
2003-04	47	2	11	13	-16	27
2005-06	51	6	13	19	-4	75
2006-07	75	9	13	22	-13	105
2007-08	82	6	12	18	7	60
2008-09	34	1	8	9	2	38
2009-10	26	2	6	8	-7	26
2010-11	45	3	7	10	10	26
<b>Total</b>	<b>515</b>	<b>41</b>	<b>92</b>	<b>133</b>	<b>-30</b>	<b>508</b>

## SAMUEL KNAZKO, D

Selected 78th overall in the 2020 Draft.

Year	GP	G	A	PTS	+/-	PIM
2022-23	2	0	0	0	0	0
<b>Total</b>	<b>2</b>	<b>0</b>	<b>0</b>	<b>0</b>	<b>0</b>	<b>0</b>

## ESPEN KNUTSEN, C

Acquired from Anaheim for a fourth round pick in the 2001 Draft on May 25, 2000. Bought out on Dec. 16, 2003.

Year	GP	G	A	PTS	+/-	PIM
2000-01	66	11	42	53	-3	30
2001-02	77	11	31	42	-28	47
2002-03	31	5	4	9	-15	20
2003-04	14	0	4	4	-5	2
<b>Total</b>	<b>188</b>	<b>27</b>	<b>81</b>	<b>108</b>	<b>-51</b>	<b>99</b>

## MIKKO KOIVU, C

Signed as a free agent on Oct. 10, 2020.

Year	GP	G	A	PTS	+/-	PIM
2020-21	7	1	1	2	-2	2
<b>Total</b>	<b>7</b>	<b>1</b>	<b>1</b>	<b>2</b>	<b>-2</b>	<b>2</b>

## CHAD KOLARIK, C

Acquired from Phoenix for LW Alexandre Picard on Mar. 3, 2010.

Year	GP	G	A	PTS	+/-	PIM
2009-10	2	0	0	0	-1	0
<b>Total</b>	<b>2</b>	<b>0</b>	<b>0</b>	<b>0</b>	<b>-1</b>	<b>0</b>

## ZENITH KOMARNISKI, D

Acquired from Vancouver for C Sean Pronger on Oct. 30, 2003.

Year	GP	G	A	PTS	+/-	PIM
2003-04	2	0	0	0	0	0
<b>Total</b>	<b>2</b>	<b>0</b>	<b>0</b>	<b>0</b>	<b>0</b>	<b>0</b>

## ZENON KONOPKA, C

Acquired from Anaheim with LW Curtis Glencross and a seventh round pick in the 2007 Draft for C Mark Hartigan, RW Joe Motzko and a fourth round pick in the 2007 Draft on Jan. 26, 2007.

Year	GP	G	A	PTS	+/-	PIM
2006-07	6	0	0	0	-2	20
2007-08	3	0	0	0	0	15
<b>Total</b>	<b>9</b>	<b>0</b>	<b>0</b>	<b>0</b>	<b>-2</b>	<b>35</b>

## LAURI KORPIKOSKI, LW

Acquired from Dallas for D Dillon Heatherington on Mar. 1, 2017.

Year	GP	G	A	PTS	+/-	PIM
2016-17	9	0	0	0	0	0
<b>Total</b>	<b>9</b>	<b>0</b>	<b>0</b>	<b>0</b>	<b>0</b>	<b>0</b>

## JOONAS KORPISALO, G

Selected 62nd overall in the 2012 Draft. Traded to Los Angeles with D Vladislav Gavrikov in exchange for G Jonathan Quick, conditional 2023 first-round pick and 2024 third-round pick on Mar. 1, 2023.

Year	GP	G	A	PTS	+/-	PIM
2015-16	31	0	0	0	...	2
2016-17	14	0	0	0	...	0
2017-18	18	0	0	0	...	0
2018-19	27	0	0	0	...	0
2019-20	37	0	1	1	...	0
2020-21	33	0	1	1	...	2
2021-22	22	0	0	0	...	2
2022-23	28	0	0	0	...	0
<b>Total</b>	<b>210</b>	<b>0</b>	<b>2</b>	<b>2</b>	<b>...</b>	<b>6</b>



# ALL-TIME CBJ REGISTER

## ROBERT KRON, RW

Selected in the Expansion Draft on June 23, 2000.

Year	GP	G	A	PTS	+/-	PIM
2000-01	59	8	11	19	4	10
2001-02	59	4	11	15	-14	4
<b>Total</b>	<b>118</b>	<b>12</b>	<b>22</b>	<b>34</b>	<b>-10</b>	<b>14</b>

## TOMAS KUBALIK, RW

Selected 135th overall in 2008 Draft.

Year	GP	G	A	PTS	+/-	PIM
2010-11	4	0	2	2	-3	0
2011-12	8	1	1	2	-3	6
<b>Total</b>	<b>12</b>	<b>1</b>	<b>3</b>	<b>4</b>	<b>-6</b>	<b>6</b>

## FRANTISEK KUCERA, D

Signed as a free agent on July 7, 2000. Traded to Pittsburgh for a sixth round pick in the 2001 Draft on Mar. 13, 2001.

Year	GP	G	A	PTS	+/-	PIM
2000-01	48	2	5	7	-5	12
<b>Total</b>	<b>48</b>	<b>2</b>	<b>5</b>	<b>7</b>	<b>-5</b>	<b>12</b>

## DEAN KUKAN, D

Signed as a free agent on June 1, 2015.

Year	GP	G	A	PTS	+/-	PIM
2015-16	8	0	0	0	9	0
2017-18	11	0	4	4	2	2
2018-19	25	0	5	5	6	6
2019-20	33	1	4	5	-9	12
2020-21	35	1	4	5	-3	10
2021-22	41	3	8	11	-2	16
<b>Total</b>	<b>153</b>	<b>5</b>	<b>25</b>	<b>30</b>	<b>3</b>	<b>46</b>

## SEAN KURALY, C

Signed as a free agent on July 28, 2021.

Year	GP	G	A	PTS	+/-	PIM
2021-22	77	14	16	30	2	61
2022-23	71	11	9	20	-28	68
<b>Total</b>	<b>148</b>	<b>25</b>	<b>25</b>	<b>50</b>	<b>-26</b>	<b>129</b>

## JEAN-FRANCOIS LABBE, G

Acquired from the NY Rangers for D Bert Robertsson on Nov. 9, 2000.

Year	GP	G	A	PTS	+/-	PIM
2001-02	3	0	0	0	...	0
2002-03	11	0	0	0	...	2
<b>Total</b>	<b>14</b>	<b>0</b>	<b>0</b>	<b>0</b>	<b>...</b>	<b>2</b>

## SCOTT LACHANCE, D

Signed as a free agent on July 4, 2002.

Year	GP	G	A	PTS	+/-	PIM
2002-03	61	0	1	1	-20	46
2003-04	77	0	4	4	-23	44
<b>Total</b>	<b>138</b>	<b>0</b>	<b>5</b>	<b>5</b>	<b>-43</b>	<b>90</b>

## DAN LACOSTA, G

Selected 93rd overall in the 2004 Draft.

Year	GP	G	A	PTS	+/-	PIM
2007-08	1	0	0	0	...	0
2008-09	3	0	0	0	...	0
<b>Total</b>	<b>4</b>	<b>0</b>	<b>0</b>	<b>0</b>	<b>...</b>	<b>0</b>

## PATRIK LAINE, LW

Acquired from Winnipeg with C Jack Roslovic in exchange for C Pierre-Luc Dubois and a 2022 third round pick on Jan. 23, 2021.

Year	GP	G	A	PTS	+/-	PIM
2020-21	45	10	11	21	-29	21
2021-22	56	26	30	56	-7	24
2022-23	55	22	30	52	-12	16
<b>Total</b>	<b>156</b>	<b>58</b>	<b>71</b>	<b>129</b>	<b>-48</b>	<b>61</b>

## BRETT LEBDA, D

Signed as a free agent on Jan. 19, 2012.

Year	GP	G	A	PTS	+/-	PIM
2011-12	30	1	3	4	-1	14
<b>Total</b>	<b>30</b>	<b>1</b>	<b>3</b>	<b>4</b>	<b>-1</b>	<b>14</b>

## PASCAL LECLAIRE, G

Selected eighth overall in the 2001 Draft. Traded to Ottawa with a second round pick in the 2009 Draft for C Antoine Vermette on Mar. 4, 2009.

Year	GP	G	A	PTS	+/-	PIM
2003-04	2	0	0	0	...	0
2005-06	33	0	1	1	...	2
2006-07	24	0	0	0	...	2
2007-08	54	0	2	2	...	2
2008-09	12	0	1	1	...	0
<b>Total</b>	<b>125</b>	<b>0</b>	<b>4</b>	<b>4</b>	<b>...</b>	<b>6</b>

## MIKKO LEHTONEN, D

Acquired from Toronto for G Veini Vehvilainen on Mar. 12, 2021. Contract terminated on Oct. 13, 2021.

Year	GP	G	A	PTS	+/-	PIM
2020-21	17	0	3	3	-3	4
<b>Total</b>	<b>17</b>	<b>0</b>	<b>3</b>	<b>3</b>	<b>-3</b>	<b>4</b>

## DAVID LENEVEU, G

Signed as a free agent on July 7, 2010.

Year	GP	G	A	PTS	+/-	PIM
2010-11	1	0	0	0	...	0
<b>Total</b>	<b>1</b>	<b>0</b>	<b>0</b>	<b>0</b>	<b>...</b>	<b>0</b>

## JORDAN LEOPOLD, D

Acquired from St. Louis for a fifth round pick in the 2016 Draft on Nov. 15, 2014. Traded to Minnesota for D Justin Falk and a fifth round pick in the 2015 Draft on Mar. 2, 2015.

Year	GP	G	A	PTS	+/-	PIM
2014-15	18	1	2	3	-7	9
<b>Total</b>	<b>18</b>	<b>1</b>	<b>2</b>	<b>3</b>	<b>-7</b>	<b>9</b>

## SAMI LEPISTO, D

Acquired with LW Scottie Upshall from Phoenix for D Rostislav Klesla and C Dane Byers on Feb. 28, 2011.

Year	GP	G	A	PTS	+/-	PIM
2010-11	19	0	5	5	3	18
<b>Total</b>	<b>19</b>	<b>0</b>	<b>5</b>	<b>5</b>	<b>3</b>	<b>18</b>

## MARK LETESTU, C

Acquired from Pittsburgh for a fourth round pick in the 2012 Draft on Nov. 8, 2011. Acquired from Nashville for a fourth round pick in the 2018 Draft on Feb. 25, 2018.

Year	GP	G	A	PTS	+/-	PIM
2011-12	51	11	13	24	-3	6
2012-13	46	13	14	27	7	10
2013-14	82	12	22	34	+1	20
2014-15	54	7	6	13	-9	0
2017-18	20	1	3	4	0	0
2018-19	2	0	0	0	-1	0
<b>Total</b>	<b>255</b>	<b>44</b>	<b>58</b>	<b>102</b>	<b>-5</b>	<b>36</b>



## TREVOR LETOWSKI, RW

Signed as a free agent on July 3, 2003.

Year	GP	G	A	PTS	+/-	PIM
2003-04	73	15	17	32	-12	16
2005-06	81	10	18	28	-2	36
<b>Total</b>	<b>154</b>	<b>25</b>	<b>35</b>	<b>60</b>	<b>-14</b>	<b>52</b>

## JAKOB LILJA, LW

Signed as a free agent on June 15, 2019.

Year	GP	G	A	PTS	+/-	PIM
2019-20	37	2	3	5	5	2
<b>Total</b>	<b>37</b>	<b>2</b>	<b>3</b>	<b>5</b>	<b>5</b>	<b>2</b>





## JOAKIM LINDSTROM, C

Selected 41st overall in the 2002 Draft. Traded to Anaheim for a conditional draft pick on July 15, 2008.

Year	GP	G	A	PTS	+/-	PIM
2005-06	3	0	0	0	0	0
2006-07	9	1	0	1	-3	4
2007-08	25	3	4	7	0	14
<b>Total</b>	<b>37</b>	<b>4</b>	<b>4</b>	<b>8</b>	<b>-3</b>	<b>18</b>

## DAVID LING, RW

Signed as a free agent on July 7, 2001.

Year	GP	G	A	PT	+/-	PIM
2001-02	5	0	0	0	-1	7
2002-03	35	3	2	5	-6	86
2003-04	50	1	2	3	-3	98
<b>Total</b>	<b>90</b>	<b>4</b>	<b>4</b>	<b>8</b>	<b>-10</b>	<b>191</b>

## JOONA LUOTO, LW

Signed as a free agent on June 1, 2022.

Year	GP	G	A	PTS	+/-	PIM
2022-23	7	1	0	1	-7	0
<b>Total</b>	<b>7</b>	<b>1</b>	<b>0</b>	<b>1</b>	<b>-7</b>	<b>0</b>

## CRAIG MacDONALD, C

Signed as a free agent on July 14, 2008.

Year	GP	G	A	PTS	+/-	PIM
2008-09	8	1	1	2	1	0
<b>Total</b>	<b>8</b>	<b>1</b>	<b>1</b>	<b>2</b>	<b>1</b>	<b>0</b>

## DEREK MacKENZIE, C

Signed as a free agent on July 11, 2007.

Year	GP	G	A	PTS	+/-	PIM
2007-08	17	2	0	2	-2	8
2008-09	1	0	0	0	-1	2
2009-10	18	1	3	4	3	0
2010-11	63	9	14	23	14	22
2011-12	66	7	7	14	4	40
2012-13	43	3	5	8	1	36
2013-14	71	9	9	18	0	47
<b>Total</b>	<b>279</b>	<b>31</b>	<b>38</b>	<b>69</b>	<b>19</b>	<b>155</b>

## RYAN MacINNIS, C

Acquired from Arizona in exchange for D Jacob Graves and a conditional sixth round pick in the 2019 Draft on July 18, 2018.

Year	GP	G	A	PTS	+/-	PIM
2019-20	10	0	1	1	1	0
2020-21	16	0	0	0	-3	0
<b>Total</b>	<b>26</b>	<b>0</b>	<b>1</b>	<b>1</b>	<b>-2</b>	<b>0</b>

## DON MacLEAN, C

Signed as a free agent on July 17, 2002.

Year	GP	G	A	PTS	+/-	PIM
2003-04	4	1	0	1	-1	0
<b>Total</b>	<b>4</b>	<b>1</b>	<b>0</b>	<b>1</b>	<b>-1</b>	<b>0</b>

## MANNY MALHOTRA, C

Claimed off waivers from Dallas on Nov. 21, 2003.

Year	GP	G	A	PTS	+/-	PIM
2003-04	56	12	13	25	-5	24
2005-06	58	10	21	31	1	41
2006-07	82	9	16	25	-8	76
2007-08	71	11	18	29	-3	34
2008-09	77	11	24	35	9	28
<b>Total</b>	<b>344</b>	<b>53</b>	<b>92</b>	<b>145</b>	<b>-6</b>	<b>203</b>

## STEVE MALTAIS, LW

Signed as a free agent on Oct. 6, 2000.

Year	GP	G	A	PTS	+/-	PIM
2000-01	26	0	3	3	-9	12
<b>Total</b>	<b>26</b>	<b>0</b>	<b>3</b>	<b>3</b>	<b>-9</b>	<b>12</b>

## MIKE MANELUK, RW

Signed as a free agent on Aug. 24, 2000.

Year	GP	G	A	PTS	+/-	PIM
2000-01	39	5	1	6	-11	33
<b>Total</b>	<b>39</b>	<b>5</b>	<b>1</b>	<b>6</b>	<b>-11</b>	<b>33</b>

## PAUL MANNING, D

Acquired from Calgary for a fifth round pick in the 2001 Draft on June 24, 2001.

Year	GP	G	A	PTS	+/-	PIM
2002-03	8	0	0	0	0	2
<b>Total</b>	<b>8</b>	<b>0</b>	<b>0</b>	<b>0</b>	<b>0</b>	<b>2</b>

## TODD MARCHANT, C

Signed as a free agent on July 3, 2003. Claimed off waivers by Anaheim on Nov. 21, 2005.

Year	GP	G	A	PTS	+/-	PIM
2003-04	77	9	25	34	-17	34
2005-06	18	3	6	9	-1	20
<b>Total</b>	<b>95</b>	<b>12</b>	<b>31</b>	<b>43</b>	<b>-18</b>	<b>54</b>

## KIRILL MARCHENKO, RW

Selected 49th overall in the 2018 Draft.

Year	GP	G	A	PTS	+/-	PIM
2022-23	59	21	4	25	-23	16
<b>Total</b>	<b>59</b>	<b>21</b>	<b>4</b>	<b>25</b>	<b>-23</b>	<b>16</b>

## GRANT MARSHALL, RW

Acquired from Dallas for a second round pick in the 2003 Draft on Aug. 29, 2001. Traded to New Jersey for a conditional draft pick on Mar. 10, 2003.

Year	GP	G	A	PTS	+/-	PIM
2001-02	81	15	18	33	-20	86
2002-03	66	8	20	28	-8	71
<b>Total</b>	<b>147</b>	<b>23</b>	<b>38</b>	<b>61</b>	<b>-28</b>	<b>157</b>

## RADEK MARTINEK, D

Signed as a free agent on July 6, 2012.

Year	GP	G	A	PTS	+/-	PIM
2011-12	7	1	0	1	-3	0
<b>Total</b>	<b>7</b>	<b>1</b>	<b>0</b>	<b>1</b>	<b>-3</b>	<b>0</b>

## STEVE MASON, G

Selected 69th overall in the 2006 Draft. Traded to Philadelphia for G Michael Leighton and a third round pick in the 2015 Draft on Apr. 3, 2013.

Year	GP	G	A	PTS	+/-	PIM
2008-09	61	0	0	0	...	2
2009-10	58	0	2	2	...	2
2010-11	54	0	1	1	...	2
2011-12	46	0	2	2	...	2
2012-13	13	0	0	0	...	0
<b>Total</b>	<b>232</b>	<b>0</b>	<b>5</b>	<b>5</b>	<b>...</b>	<b>8</b>

## STEFAN MATTEAU, LW

Signed as a free agent on Feb. 19, 2020.

Year	GP	G	A	PTS	+/-	PIM
2019-20	9	2	1	3	0	5
2020-21	18	1	0	1	-4	9
<b>Total</b>	<b>27</b>	<b>3</b>	<b>1</b>	<b>4</b>	<b>-4</b>	<b>14</b>

## GREG MAULDIN, C

Selected 199th overall in the 2002 Draft.

Year	GP	G	A	PTS	+/-	PIM
2003-04	6	0	0	0	-2	4
<b>Total</b>	<b>6</b>	<b>0</b>	<b>0</b>	<b>0</b>	<b>-2</b>	<b>4</b>

## MAKSIM MAYOROV, RW

Selected 94th overall in the 2007 Draft.

Year	GP	G	A	PTS	+/-	PIM
2008-09	3	0	0	0	0	0
2009-10	4	0	0	0	-1	0
2010-11	5	1	0	1	0	0
2011-12	10	1	1	2	-3	2
<b>Total</b>	<b>22</b>	<b>2</b>	<b>1</b>	<b>3</b>	<b>-4</b>	<b>2</b>

## KENT McDONELL, RW

Acquired from Detroit for a sixth round pick in the 2003 Draft on Aug. 16, 2000.

Year	GP	G	A	PTS	+/-	PIM
2002-03	3	0	0	0	-1	0
2003-04	29	1	2	3	-7	36
<b>Total</b>	<b>32</b>	<b>1</b>	<b>2</b>	<b>3</b>	<b>-8</b>	<b>36</b>



# ALL-TIME CBJ REGISTER

## CURTIS McELHINNEY, G

Acquired with a second round pick in the 2012 Draft and a fifth round pick in the 2013 Draft from Phoenix for Antoine Vermette on Feb. 22, 2012. Claimed off waivers by Toronto on Jan. 10, 2017.

Year	GP	G	A	PTS	+/-	PIM
2013-14	28	0	1	1	...	0
2014-15	32	0	0	0	...	0
2015-16	18	0	1	1	...	0
2016-17	7	0	0	0	...	0
<b>Total</b>	<b>85</b>	<b>0</b>	<b>2</b>	<b>2</b>	<b>...</b>	<b>0</b>

## MIKE McKENNA, G

Signed as a free agent on July 5, 2014.

Year	GP	G	A	PTS	+/-	PIM
2013-14	4	0	0	0	...	0
<b>Total</b>	<b>4</b>	<b>0</b>	<b>0</b>	<b>0</b>	<b>...</b>	<b>0</b>

## HUNTER McKOWN, C

Signed as a free agent on Mar. 20, 2023.

Year	GP	G	A	PTS	+/-	PIM
2022-23	12	0	2	2	-4	8
<b>Total</b>	<b>12</b>	<b>0</b>	<b>2</b>	<b>2</b>	<b>-4</b>	<b>8</b>

## ADAM McQUAID, D

Acquired from the NY Rangers in exchange for D Julius Bergman along with 2019 fourth and seventh round picks on Feb. 25, 2019.

Year	GP	G	A	PTS	+/-	PIM
2018-19	14	1	1	2	-1	9
<b>Total</b>	<b>14</b>	<b>1</b>	<b>1</b>	<b>2</b>	<b>-1</b>	<b>9</b>

## ELVIS MERZLIKINS, G

Selected 76th overall in the 2014 Draft.

Year	GP	G	A	PTS	+/-	PIM
2019-20	33	0	0	0	...	0
2020-21	28	0	1	1	...	0
2021-22	59	0	2	2	...	8
2022-23	30	0	1	1	...	4
<b>Total</b>	<b>150</b>	<b>0</b>	<b>4</b>	<b>4</b>	<b>...</b>	<b>12</b>

## MARC METHOT, D

Selected 200th overall in the 2003 Draft. Traded to Ottawa for LW Nick Foligno on July 1, 2012.

Year	GP	G	A	PTS	+/-	PIM
2006-07	20	0	4	4	5	12
2007-08	9	0	0	0	-1	8
2008-09	66	4	13	17	7	55
2009-10	60	2	6	8	-8	51
2010-11	74	0	15	15	2	58
2011-12	46	1	6	7	-11	24
<b>Total</b>	<b>275</b>	<b>7</b>	<b>44</b>	<b>51</b>	<b>-6</b>	<b>208</b>

## CARSON MEYER, RW

Selected 179th overall in the 2017 Draft.

Year	GP	G	A	PTS	+/-	PIM
2021-22	13	1	2	3	0	6
2022-23	14	0	1	1	-2	6
<b>Total</b>	<b>27</b>	<b>1</b>	<b>3</b>	<b>4</b>	<b>-2</b>	<b>12</b>

## SONNY MILANO, LW

Selected 16th overall in the 2014 Draft. Traded to Anaheim in exchange for C Devin Shore on Feb. 24, 2020.

Year	GP	G	A	PTS	+/-	PIM
2015-16	3	0	1	1	1	0
2016-17	4	0	0	0	-3	0
2017-18	55	14	8	22	-8	10
2018-19	8	1	0	1	0	0
2019-20	46	5	13	18	-5	22
<b>Total</b>	<b>116</b>	<b>20</b>	<b>22</b>	<b>42</b>	<b>-15</b>	<b>32</b>

## FREDRIK MODIN, LW

Acquired from Tampa Bay with G Fredrik Norrena for G Marc Denis on June 30, 2006. Traded to Los Angeles for a conditional seventh round pick in the 2010 Draft on Mar. 3, 2010.

Year	GP	G	A	PTS	+/-	PIM
2006-07	79	22	20	42	-3	50
2007-08	23	6	6	12	1	20
2008-09	50	9	16	25	2	28
2009-10	24	2	4	6	-6	12
<b>Total</b>	<b>176</b>	<b>39</b>	<b>46</b>	<b>85</b>	<b>-6</b>	<b>110</b>

## GREG MOORE, C

Acquired from the NY Islanders for D Dylan Reece on Mar. 1, 2010.

Year	GP	G	A	PTS	+/-	PIM
2009-10	4	0	0	0	0	0
<b>Total</b>	<b>4</b>	<b>0</b>	<b>0</b>	<b>0</b>	<b>0</b>	<b>0</b>

## JOHN MOORE, D

Selected 21st overall in the 2009 Draft. Traded to the NY Rangers with C Derick Brassard, RW Derek Dorsett and a sixth round pick in the 2014 Draft for RW Marian Gaborik, D Steve Delisle and D Blake Parlett on Apr. 3, 2013.

Year	GP	G	A	PTS	+/-	PIM
2010-11	2	0	0	0	0	0
2011-12	67	2	5	7	-23	8
2012-13	17	0	1	1	-5	2
<b>Total</b>	<b>86</b>	<b>2</b>	<b>6</b>	<b>8</b>	<b>-28</b>	<b>10</b>

## BRAD MORAN, C

Signed as a free agent on June 5, 2000.

Year	GP	G	A	PTS	+/-	PIM
2001-02	3	0	0	0	0	0
2003-04	2	1	1	2	-1	2
<b>Total</b>	<b>5</b>	<b>1</b>	<b>1</b>	<b>2</b>	<b>-1</b>	<b>2</b>

## ETHAN MOREAU, LW

Claimed off waivers from Edmonton on June 30, 2010.

Year	GP	G	A	PTS	+/-	PIM
2010-11	37	1	5	6	-9	24
<b>Total</b>	<b>37</b>	<b>1</b>	<b>5</b>	<b>6</b>	<b>-9</b>	<b>24</b>

## JEREMY MORIN, LW

Acquired from Chicago for D Tim Erixon on Dec. 14, 2014. Traded to Chicago with C Artem Anisimov, C Marko Dano, LW Corey Tropp and a fourth round pick in the 2016 Draft for LW Brandon Saad, D Michael Paliotta and C Alex Broadhurst on June 30, 2015.

Year	GP	G	A	PTS	+/-	PIM
2014-15	28	2	4	6	1	13
<b>Total</b>	<b>28</b>	<b>2</b>	<b>4</b>	<b>6</b>	<b>1</b>	<b>13</b>

## TYLER MOTTE, C

Acquired from Chicago with LW Artemi Panarin and NY Islanders' sixth round pick in the 2017 Draft for RW Brandon Saad, G Anton Forsberg and Columbus' fifth round pick in the 2018 Draft on June 23, 2017. Traded to Vancouver with LW Jussi Jokinen for LW Thomas Vanek on Feb. 26, 2018.

Year	GP	G	A	PTS	+/-	PIM
2017-18	31	3	2	5	-3	2
<b>Total</b>	<b>31</b>	<b>3</b>	<b>2</b>	<b>5</b>	<b>-3</b>	<b>2</b>

## JOE MOTZKO, RW

Signed as a free agent on May 15, 2003. Traded to Anaheim with C Mark Hartigan and a fourth round pick in the 2007 Draft for C Zenon Konopka and a conditional seventh round pick in the 2007 Draft on Jan. 26, 2007.

Year	GP	G	A	PTS	+/-	PIM
2003-04	2	0	0	0	0	0
2005-06	2	0	0	0	-2	0
2006-07	7	1	0	1	0	0
<b>Total</b>	<b>11</b>	<b>1</b>	<b>0</b>	<b>1</b>	<b>-2</b>	<b>0</b>

## ANDREW MURRAY, C

Selected 242nd overall in the 2001 Draft.

Year	GP	G	A	PTS	+/-	PIM
2007-08	39	6	4	10	0	12
2008-09	67	8	3	11	-6	10
2009-10	46	5	2	7	-6	6
2010-11	29	4	4	8	2	4
<b>Total</b>	<b>181</b>	<b>23</b>	<b>13</b>	<b>36</b>	<b>-10</b>	<b>32</b>

## RYAN MURRAY, D

Selected second overall in the 2012 Draft. Traded to New Jersey for a fifth round pick in the 2021 Draft on Oct. 8, 2020.

Year	GP	G	A	PTS	+/-	PIM
2013-14	66	4	17	21	4	10
2014-15	12	1	2	3	1	8
2015-16	82	4	21	25	-10	40
2016-17	60	2	9	11	3	24
2017-18	44	1	11	12	4	8
2018-19	56	1	28	29	20	10
2019-20	27	2	7	9	-9	4
<b>Total</b>	<b>347</b>	<b>15</b>	<b>95</b>	<b>110</b>	<b>13</b>	<b>104</b>





## RICK NASH, LW

Selected first overall in the 2002 Draft. Traded to the NY Rangers with D Steve Delisle and a conditional third round pick for C Brandon Dubinsky, C Artem Anisimov, D Tim Erixon and a first round pick in the 2013 draft on July 23, 2012.

Year	GP	G	A	PTS	+/-	PIM
2002-03	74	17	22	39	-27	78
2003-04	80	41	16	57	-35	87
2005-06	54	31	23	54	5	51
2006-07	75	27	30	57	-8	73
2007-08	80	38	31	69	2	95
2008-09	78	40	39	79	11	52
2009-10	76	33	34	67	-2	58
2010-11	75	32	34	66	2	34
2011-12	82	30	29	59	-19	40
<b>Total</b>	<b>674</b>	<b>289</b>	<b>258</b>	<b>547</b>	<b>-71</b>	<b>568</b>

## RILEY NASH, C

Signed as a free agent on July 1, 2018. Traded to Toronto for a conditional 2022 seventh round pick on Apr. 9, 2021.

Year	GP	G	A	PTS	+/-	PIM
2018-19	78	3	9	12	-8	19
2019-20	64	5	9	14	6	10
2020-21	37	2	5	7	-1	4
<b>Total</b>	<b>179</b>	<b>10</b>	<b>23</b>	<b>33</b>	<b>-3</b>	<b>33</b>

## ANDREJ NEDOROST, C

Selected 286th overall in the 2000 Draft.

Year	GP	G	A	PTS	+/-	PIM
2001-02	7	0	2	2	-3	2
2002-03	12	0	1	1	-6	4
2003-04	9	2	0	2	0	6
<b>Total</b>	<b>28</b>	<b>2</b>	<b>3</b>	<b>5</b>	<b>-9</b>	<b>12</b>

## CHRIS NIELSEN, RW

Acquired from the NY Islanders for fourth and ninth round picks in the 2000 Draft on May 11, 2000. Traded to Atlanta with the rights of D Petteri Nummelin for RW Tomi Kallo and D Pauli Levokari on Dec. 2, 2002.

Year	GP	G	A	PTS	+/-	PIM
2000-01	29	4	5	9	4	4
2001-02	23	2	3	5	-3	4
<b>Total</b>	<b>52</b>	<b>6</b>	<b>8</b>	<b>14</b>	<b>1</b>	<b>8</b>

## NIKITA NIKITIN, D

Acquired from St. Louis for D Kris Russell on Nov. 11, 2011. Traded to Edmonton for a fifth round pick in the 2014 Draft on June 25, 2014.

Year	GP	G	A	PTS	+/-	PIM
2011-12	54	7	25	32	-5	14
2012-13	38	3	6	9	2	17
2013-14	66	2	13	15	9	20
<b>Total</b>	<b>158</b>	<b>12</b>	<b>44</b>	<b>56</b>	<b>6</b>	<b>51</b>

## FREDRIK NORRENA, G

Acquired from Tampa Bay with LW Fredrik Modin for G Marc Denis on June 20, 2006.

Year	GP	G	A	PTS	+/-	PIM
2006-07	55	0	0	0	...	6
2007-08	37	0	1	1	...	0
2008-09	8	0	0	0	...	0
<b>Total</b>	<b>100</b>	<b>0</b>	<b>1</b>	<b>1</b>	<b>...</b>	<b>6</b>

## FILIP NOVAK, D

Signed as a free agent on Aug. 8, 2006.

Year	GP	G	A	PTS	+/-	PIM
2006-07	6	0	0	0	1	2
<b>Total</b>	<b>6</b>	<b>0</b>	<b>0</b>	<b>0</b>	<b>1</b>	<b>2</b>

## JIRI NOVOTNY, C

Signed as a free agent on July 3, 2007.

Year	GP	G	A	PTS	+/-	PIM
2007-08	65	8	14	22	-10	24
2008-09	42	4	3	7	4	14
<b>Total</b>	<b>107</b>	<b>12</b>	<b>17</b>	<b>29</b>	<b>-6</b>	<b>38</b>

## PETTERI NUMMELIN, D

Selected 133rd overall in the 2000 Draft. Traded to Atlanta with RW Chris Nielsen for RW Tomi Kallo and D Pauli Levokari on Dec. 2, 2002.

Year	GP	G	A	PTS	+/-	PIM
2000-01	61	4	12	16	-11	10
<b>Total</b>	<b>61</b>	<b>4</b>	<b>12</b>	<b>16</b>	<b>-11</b>	<b>10</b>

## MARKUS NUTIVAARA, D

Selected 189th overall in the 2015 Draft. Traded to Florida for F Cliff Pu on Oct. 8, 2020.

Year	GP	G	A	PTS	+/-	PIM
2016-17	66	2	5	7	7	6
2017-18	61	7	16	23	13	14
2018-19	80	5	16	21	3	6
2019-20	37	3	6	9	2	4
<b>Total</b>	<b>244</b>	<b>17</b>	<b>43</b>	<b>60</b>	<b>25</b>	<b>30</b>

## GUSTAV NYQUIST, LW

Signed as a free agent on July 1, 2019. Traded to Minnesota in exchange for a 2023 fifth round pick (Boston's) on Feb. 28, 2023.

Year	GP	G	A	PTS	+/-	PIM
2019-20	70	15	27	42	4	16
2021-22	82	18	35	53	-12	26
2022-23	48	10	12	22	-11	6
<b>Total</b>	<b>200</b>	<b>43</b>	<b>74</b>	<b>117</b>	<b>-19</b>	<b>48</b>

## LYLE ODELEIN, D

Selected in the Expansion Draft on June 23, 2000. Signed on June 29, 2000. Traded to Chicago for D Jaroslav Spacek and a second round pick in the 2003 Draft on Mar. 19, 2002.

Year	GP	G	A	PTS	+/-	PIM
2000-01	81	3	14	17	-16	118
2001-02	65	2	14	16	-28	89
<b>Total</b>	<b>146</b>	<b>5</b>	<b>28</b>	<b>33</b>	<b>-44</b>	<b>207</b>

## MATHIEU OLIVIER, RW

Acquired from Nashville in exchange for a 2022 fourth-round pick on June 30, 2022.

Year	GP	G	A	PTS	+/-	PIM
2022-23	66	5	10	15	-20	81
<b>Total</b>	<b>66</b>	<b>5</b>	<b>10</b>	<b>15</b>	<b>-20</b>	<b>81</b>

## KRZYSZTOF OLIIWA, LW

Acquired from New Jersey for a third round pick in the 2001 Draft and future considerations on June 12, 2000. Traded to Pittsburgh for third round pick in the 2001 Draft on Jan. 14, 2001.

Year	GP	G	A	PTS	+/-	PIM
2000-01	10	0	2	2	1	34
<b>Total</b>	<b>10</b>	<b>0</b>	<b>2</b>	<b>2</b>	<b>1</b>	<b>34</b>

## NATHAN PAETSCH, D

Acquired from Buffalo with a second round pick in the 2010 Draft for LW Raffi Torres on Mar. 3, 2010.

Year	GP	G	A	PTS	+/-	PIM
2009-10	10	0	0	0	-5	6
<b>Total</b>	<b>10</b>	<b>0</b>	<b>0</b>	<b>0</b>	<b>-5</b>	<b>6</b>

## SAMUEL PAHLSSON, C

Signed as a free agent on July 1, 2009. Traded to Vancouver for D Taylor Ellington and two fourth round picks in the 2012 Draft on Feb. 27, 2012.

Year	GP	G	A	PTS	+/-	PIM
2009-10	79	3	13	16	-9	32
2010-11	82	7	13	20	-13	30
2011-12	61	2	9	11	-6	22
<b>Total</b>	<b>222</b>	<b>12</b>	<b>35</b>	<b>47</b>	<b>-28</b>	<b>84</b>

## MICHAEL PALIOTTA, D

Acquired from Chicago with LW Brandon Saad and C Alex Broadhurst for C Artem Anisimov, C Marko Dano, LW Corey Tropp, LW Jeremy Morin and a fourth round pick in the 2016 NHL Draft on June 30, 2015.

Year	GP	G	A	PTS	+/-	PIM
2015-16	1	0	0	0	0	4
<b>Total</b>	<b>1</b>	<b>0</b>	<b>0</b>	<b>0</b>	<b>0</b>	<b>4</b>

## ARTEMI PANARIN, LW

Acquired from Chicago with C Tyler Motte and NY Islanders' sixth round pick in 2017 Draft for RW Brandon Saad, G Anton Forsberg and a fifth round pick in 2018 Draft on June 23, 2017.

Year	GP	G	A	PTS	+/-	PIM
2017-18	81	27	55	82	23	26
2018-19	79	28	59	87	14	23
<b>Total</b>	<b>160</b>	<b>55</b>	<b>114</b>	<b>169</b>	<b>37</b>	<b>49</b>

## MIKE PANDOLFO, LW

Rights acquired from Buffalo along with the 30th overall pick in the 2002 Draft for the 20th overall pick in the 2002 Draft on June 22, 2002. Signed on July 8, 2002.

Year	GP	G	A	PTS	+/-	PIM
2003-04	3	0	0	0	-2	0
<b>Total</b>	<b>3</b>	<b>0</b>	<b>0</b>	<b>0</b>	<b>-2</b>	<b>0</b>



# ALL-TIME CBJ REGISTER

## MICHAEL PECA, C

Signed as a free agent on Aug. 23, 2007.

Year	GP	G	A	PTS	+/-	PIM
2007-08	65	8	26	34	-1	64
2008-09	71	4	18	22	-6	58
<b>Total</b>	<b>136</b>	<b>12</b>	<b>44</b>	<b>56</b>	<b>-7</b>	<b>122</b>

## LANE PEDERSON, C

Claimed off waivers from Vancouver on Jan. 28, 2023.

Year	GP	G	A	PTS	+/-	PIM
2022-23	16	2	1	3	-4	11
<b>Total</b>	<b>16</b>	<b>2</b>	<b>1</b>	<b>3</b>	<b>-4</b>	<b>11</b>

## ANDREW PEEKE, D

Selected 34th overall in the 2016 Draft.

Year	GP	G	A	PTS	+/-	PIM
2019-20	22	1	2	3	1	4
2020-21	11	0	3	3	-4	4
2021-22	82	2	13	15	-14	60
2022-23	80	6	7	13	-41	22
<b>Total</b>	<b>195</b>	<b>9</b>	<b>25</b>	<b>34</b>	<b>-58</b>	<b>80</b>

## ALEXANDRE PICARD, LW

Selected eighth overall in the 2004 Draft. Traded to Phoenix for C Chad Kolarik on Mar. 3, 2010.

Year	GP	G	A	PTS	+/-	PIM
2005-06	17	0	0	0	-2	14
2006-07	23	0	1	1	-3	6
2007-08	3	0	0	0	0	2
2008-09	15	0	1	1	-1	26
2009-10	9	0	0	0	-3	10
<b>Total</b>	<b>67</b>	<b>0</b>	<b>2</b>	<b>2</b>	<b>-9</b>	<b>58</b>

## ADAM PINEAULT, RW

Selected 46th overall in the 2004 Draft. Traded to Chicago for RW Michael Blunden on Jan. 10, 2009.

Year	GP	G	A	PTS	+/-	PIM
2007-08	3	0	0	0	-2	0
<b>Total</b>	<b>3</b>	<b>0</b>	<b>0</b>	<b>0</b>	<b>-2</b>	<b>0</b>

## LASSE PIRJETA, LW

Selected 133rd overall in the 2002 Draft. Traded to Pittsburgh for C Brian Holzinger on Mar. 9, 2004.

Year	GP	G	A	PTS	+/-	PIM
2002-03	51	11	10	21	-4	12
2003-04	57	2	8	10	-6	20
<b>Total</b>	<b>108</b>	<b>13</b>	<b>18</b>	<b>31</b>	<b>-10</b>	<b>32</b>

## GEOFF PLATT, C

Signed as a free agent on Nov. 25, 2005. Traded to Anaheim for D Clay Wilson and D Aaron Rome on Nov. 15, 2007.

Year	GP	G	A	PTS	+/-	PIM
2005-06	15	0	5	5	-4	16
2006-07	26	4	5	9	1	10
<b>Total</b>	<b>41</b>	<b>4</b>	<b>10</b>	<b>14</b>	<b>-3</b>	<b>26</b>

## TOMAS POPPERLE, G

Selected 131st overall in the 2005 Draft.

Year	GP	G	A	PTS	+/-	PIM
2006-07	2	0	0	0	...	0
<b>Total</b>	<b>2</b>	<b>0</b>	<b>0</b>	<b>0</b>	<b>...</b>	<b>0</b>

## SEAN PRONGER, C

Claimed off waivers from the NY Islanders on May 18, 2001. Traded to Vancouver for D Zenith Komarniski on Oct. 30, 2003.

Year	GP	G	A	PTS	+/-	PIM
2001-02	26	3	1	4	-4	4
2002-03	78	7	6	13	-26	72
<b>Total</b>	<b>104</b>	<b>10</b>	<b>7</b>	<b>17</b>	<b>-30</b>	<b>76</b>

## VINNY PROSPAL, LW

Signed as a free agent on July 23, 2011.

Year	GP	G	A	PTS	+/-	PIM
2011-12	82	16	39	55	-11	36
2012-13	38	12	18	30	3	32
<b>Total</b>	<b>130</b>	<b>28</b>	<b>57</b>	<b>85</b>	<b>-8</b>	<b>68</b>

## DALTON PROUT, D

Selected 154th overall in the 2010 Draft. Traded to New Jersey for D Kyle Quincey on Mar. 1, 2017.

Year	GP	G	A	PTS	+/-	PIM
2011-12	5	0	0	0	1	0
2012-13	28	1	6	7	15	25
2013-14	49	2	4	6	-7	37
2014-15	63	0	8	8	-14	85
2015-16	64	3	6	9	-6	102
2016-17	15	0	3	3	4	14
<b>Total</b>	<b>224</b>	<b>6</b>	<b>27</b>	<b>33</b>	<b>-7</b>	<b>263</b>

## MARTIN PRUSEK, G

Signed as a free agent on Aug. 4, 2005.

Year	GP	G	A	PTS	+/-	PIM
2005-06	9	0	0	0	...	0
<b>Total</b>	<b>9</b>	<b>0</b>	<b>0</b>	<b>0</b>	<b>...</b>	<b>0</b>

## JAMIE PUSHOR, D

Selected in the Expansion Draft on June 23, 2000. Traded to Pittsburgh for a fourth round pick in the 2003 Draft on Mar. 15, 2002. Signed as a free agent on Dec. 10, 2003. Traded to the NY Rangers for an eighth round pick in the 2004 Draft on Jan. 23, 2004. Signed as a free agent on Oct. 5, 2005.

Year	GP	G	A	PTS	+/-	PIM
2000-01	75	3	10	13	7	94
2001-02	61	0	6	6	-10	54
2003-04	7	0	0	0	-2	2
2005-06	4	1	2	3	1	0
<b>Total</b>	<b>147</b>	<b>4</b>	<b>18</b>	<b>22</b>	<b>-4</b>	<b>150</b>

## MIKAEL PYYHTIA, LW

Selected 114th overall in the 2020 Draft.

Year	GP	G	A	PTS	+/-	PIM
2022-23	2	0	1	1	-2	2
<b>Total</b>	<b>2</b>	<b>0</b>	<b>1</b>	<b>1</b>	<b>-2</b>	<b>2</b>

## KYLE QUINCEY, D

Acquired from New Jersey for D Dalton Prout on Mar. 1, 2017.

Year	GP	G	A	PTS	+/-	PIM
2016-17	20	2	1	3	0	12
<b>Total</b>	<b>20</b>	<b>2</b>	<b>1</b>	<b>3</b>	<b>0</b>	<b>12</b>

## DERON QUINT, D

Acquired from New Jersey for past considerations on June 23, 2000.

Year	GP	G	A	PTS	+/-	PIM
2000-01	57	7	16	23	-19	16
2001-02	75	7	18	25	-34	26
<b>Total</b>	<b>132</b>	<b>14</b>	<b>34</b>	<b>48</b>	<b>-53</b>	<b>42</b>

## JOHN RAMAGE, D

Signed as a free agent on July 3, 2015.

Year	GP	G	A	PTS	+/-	PIM
2015-16	1	0	0	0	-2	0
<b>Total</b>	<b>1</b>	<b>0</b>	<b>0</b>	<b>0</b>	<b>-2</b>	<b>0</b>

## JEREMY REICH, LW

Signed as a free agent on May 17, 2000.

Year	GP	G	A	PTS	+/-	PIM
2003-04	9	0	1	1	-3	20
<b>Total</b>	<b>9</b>	<b>0</b>	<b>1</b>	<b>1</b>	<b>-3</b>	<b>20</b>

## JUSTIN RICHARDS, C

Signed as a free agent on Dec. 19, 2022.

Year	GP	G	A	PTS	+/-	PIM
2022-23	2	0	1	1	-1	0
<b>Total</b>	<b>2</b>	<b>0</b>	<b>1</b>	<b>1</b>	<b>-1</b>	<b>0</b>

## LUKE RICHARDSON, D

Signed as a free agent on July 4, 2002. Traded to Toronto for a conditional pick on Mar. 8, 2006.

Year	GP	G	A	PTS	+/-	PIM
2002-03	82	0	13	13	-16	73
2003-04	64	1	5	6	-11	48
2005-06	44	1	6	7	-18	30
<b>Total</b>	<b>190</b>	<b>2</b>	<b>24</b>	<b>26</b>	<b>-45</b>	<b>151</b>





## CRAIG RIVET, D

Claimed off waivers from Buffalo on Feb. 26, 2011.

Year	GP	G	A	PTS	+/-	PIM
2010-11	14	1	0	1	-7	23
<b>Total</b>	<b>14</b>	<b>1</b>	<b>0</b>	<b>1</b>	<b>-7</b>	<b>23</b>

## ERIC ROBINSON, LW

Signed an entry level contract as a free agent on Mar. 26, 2018.

Year	GP	G	A	PTS	+/-	PIM
2017-18	1	0	0	0	1	0
2018-19	13	0	0	0	-4	0
2019-20	50	7	5	12	10	12
2020-21	56	8	10	18	6	4
2021-22	67	10	17	27	-1	18
2022-23	72	12	12	24	-21	6
<b>Total</b>	<b>259</b>	<b>37</b>	<b>44</b>	<b>81</b>	<b>-9</b>	<b>40</b>

## TODD ROHLOFF, D

Signed as a free agent on Sept. 5, 2003. Claimed off waivers by Washington on Jan. 9, 2004.

Year	GP	G	A	PTS	+/-	PIM
2003-04	24	0	2	2	-12	8
<b>Total</b>	<b>24</b>	<b>0</b>	<b>2</b>	<b>2</b>	<b>-12</b>	<b>8</b>

## AARON ROME, D

Acquired with D Clay Wilson from Anaheim for C Geoff Platt on Nov. 15, 2007.

Year	GP	G	A	PTS	+/-	PIM
2007-08	17	1	1	2	-4	33
2008-09	8	0	1	1	1	0
<b>Total</b>	<b>25</b>	<b>1</b>	<b>2</b>	<b>3</b>	<b>-3</b>	<b>33</b>

## JACK ROSLOVIC, C

Acquired from Winnipeg with LW Patrik Laine for C Pierre-Luc Dubois and a 2022 third round pick on Jan. 23, 2021.

Year	GP	G	A	PTS	+/-	PIM
2020-21	48	12	22	34	-11	14
2021-22	81	22	23	45	2	12
2022-23	77	11	33	44	-14	10
<b>Total</b>	<b>206</b>	<b>45</b>	<b>78</b>	<b>123</b>	<b>-23</b>	<b>36</b>

## MATHIEU ROY, D

Signed as a free agent on July 14, 2009.

Year	GP	G	A	PTS	+/-	PIM
2009-10	31	0	10	10	-2	17
<b>Total</b>	<b>31</b>	<b>0</b>	<b>10</b>	<b>10</b>	<b>-2</b>	<b>17</b>

## MICHAEL RUPP, C

Acquired from Phoenix with LW Jason Chimera and D Cale Hulse for LW Geoff Sanderson and RW Tim Jackman on Oct. 8, 2005.

Year	GP	G	A	PTS	+/-	PIM
2005-06	39	4	2	6	-3	58
<b>Total</b>	<b>39</b>	<b>4</b>	<b>2</b>	<b>6</b>	<b>-3</b>	<b>58</b>

## KRIS RUSSELL, D

Selected 67th overall in the 2005 Draft. Traded to St. Louis for D Nikita Nikitin on Nov. 11, 2012.

Year	GP	G	A	PTS	+/-	PIM
2007-08	67	2	8	10	-12	14
2008-09	66	2	19	21	-10	28
2009-10	70	7	15	22	3	32
2010-11	73	5	18	23	-9	37
2011-12	12	2	1	3	-1	13
<b>Total</b>	<b>288</b>	<b>18</b>	<b>61</b>	<b>79</b>	<b>-29</b>	<b>124</b>

## RYAN RUSSELL, LW

Acquired from Montreal for RW Mike Blunden on July 7, 2011.

Year	GP	G	A	PTS	+/-	PIM
2011-12	41	2	0	2	-7	2
<b>Total</b>	<b>41</b>	<b>2</b>	<b>0</b>	<b>2</b>	<b>-7</b>	<b>2</b>

## KERBY RYCHEL, LW

Selected 19th overall in the 2013 Draft. Traded to Toronto for D Scott Harrington on June 25, 2016.

Year	GP	G	A	PTS	+/-	PIM
2014-15	5	0	3	3	3	2
2015-16	32	2	7	9	5	15
<b>Total</b>	<b>37</b>	<b>2</b>	<b>10</b>	<b>12</b>	<b>8</b>	<b>17</b>

## BRANDON SAAD, LW

Acquired from Chicago with D Michael Paliotta and C Alex Broadhurst for C Artem Anisimov, C Marko Dano, LW Corey Tropp, LW Jeremy Morin and a fourth round pick in the 2016 Draft on June 30, 2015. Traded to Chicago with G Anton Forsberg and a fifth round selection in the 2018 NHL Draft for LW Artemi Panarin, LW Tyler Motte and a sixth round pick in the 2017 Draft on June 23, 2017.

Year	GP	G	A	PTS	+/-	PIM
2015-16	78	31	22	53	1	14
2016-17	82	24	29	53	23	8
<b>Total</b>	<b>160</b>	<b>55</b>	<b>51</b>	<b>106</b>	<b>24</b>	<b>22</b>

## GEOFF SANDERSON, LW

Selected in the Expansion Draft on June 23, 2000. Traded to Vancouver for a third round pick in the 2004 Draft on Mar. 9, 2004. Claimed off waivers from Vancouver on June 28, 2004. Traded to Phoenix with RW Tim Jackman for LW Jason Chimera, C Michael Rupp and D Cale Hulse on Oct. 8, 2005.

Year	GP	G	A	PTS	+/-	PIM
2000-01	68	30	26	56	4	46
2001-02	42	11	5	16	-15	12
2002-03	82	34	33	67	-4	34
2003-04	67	13	16	29	-9	34
2005-06	2	0	0	0	-1	0
<b>Total</b>	<b>261</b>	<b>88</b>	<b>80</b>	<b>168</b>	<b>-25</b>	<b>126</b>

## CURTIS SANFORD, G

Signed as a free agent on July 1, 2011.

Year	GP	G	A	PTS	+/-	PIM
2011-12	36	0	0	0	...	0
<b>Total</b>	<b>36</b>	<b>0</b>	<b>0</b>	<b>0</b>	<b>...</b>	<b>0</b>

## PETER SARNO, C

Signed as a free agent on Aug. 22, 2005.

Year	GP	G	A	PTS	+/-	PIM
2005-06	1	0	0	0	0	0
<b>Total</b>	<b>1</b>	<b>0</b>	<b>0</b>	<b>0</b>	<b>0</b>	<b>0</b>

## DAVID SAVARD, D

Selected 94th overall in the 2009 Draft. Traded to Tampa Bay for a 2021 first round pick and a 2022 third round selection on Apr. 10, 2021.

Year	GP	G	A	PTS	+/-	PIM
2011-12	31	2	8	10	0	16
2012-13	4	0	0	0	-3	0
2013-14	70	5	10	15	+2	28
2014-15	82	11	25	36	0	71
2015-16	65	4	21	25	-7	45
2016-17	74	6	17	23	33	44
2017-18	81	4	12	16	2	32
2018-19	82	8	16	24	19	36
2019-20	68	0	11	11	-3	35
2020-21	40	1	5	6	-19	24
<b>Total</b>	<b>597</b>	<b>41</b>	<b>125</b>	<b>166</b>	<b>24</b>	<b>331</b>

## JORDAN SCHROEDER, LW

Acquired from Minnesota for C Dante Salituro on June 23, 2017. Traded to Chicago for G Jean-Francois Berube on June 27, 2018.

Year	GP	G	A	PTS	+/-	PIM
2017-18	21	1	1	2	-4	4
<b>Total</b>	<b>21</b>	<b>1</b>	<b>1</b>	<b>2</b>	<b>-4</b>	<b>4</b>

## NICK SCHULTZ, D

Acquired from Edmonton in exchange for a fifth round pick in the 2014 NHL Draft on Mar. 5, 2014.

Year	GP	G	A	PTS	+/-	PIM
2013-14	9	0	1	1	-2	4
<b>Total</b>	<b>9</b>	<b>0</b>	<b>1</b>	<b>1</b>	<b>-2</b>	<b>4</b>

## DARREL SCOVILLE, D

Signed as a free agent on July 10, 2001.

Year	GP	G	A	PTS	+/-	PIM
2002-03	2	0	0	0	0	4
2003-04	8	0	1	1	-4	6
<b>Total</b>	<b>10</b>	<b>0</b>	<b>1</b>	<b>1</b>	<b>-4</b>	<b>10</b>

## LUKAS SEDLAK, C

Selected 158th overall in the 2011 Draft.

Year	GP	G	A	PTS	+/-	PIM
2016-17	62	7	6	13	10	25
2017-18	53	4	4	8	-3	21
2018-19	47	4	2	6	-5	10
<b>Total</b>	<b>162</b>	<b>15</b>	<b>12</b>	<b>27</b>	<b>2</b>	<b>56</b>



# ALL-TIME CBJ REGISTER

## ALEXANDER SELIVANOV, RW

Signed as a free agent on Nov. 27, 2000.

Year	GP	G	A	PTS	+/-	PIM
2000-01	59	8	11	19	-11	38
<b>Total</b>	<b>59</b>	<b>8</b>	<b>11</b>	<b>19</b>	<b>-11</b>	<b>38</b>

## SEAN SELMSER, LW

Signed as a free agent on Aug. 3, 2000.

Year	GP	G	A	PTS	+/-	PIM
2000-01	1	0	0	0	0	5
<b>Total</b>	<b>1</b>	<b>0</b>	<b>0</b>	<b>0</b>	<b>0</b>	<b>5</b>

## TOM SESTITO, LW

Selected 85th overall in the 2006 Draft. Traded to Philadelphia for RW Greg Moore and C Michael Chaput on Feb. 28, 2011.

Year	GP	G	A	PTS	+/-	PIM
2007-08	1	0	0	0	0	17
2009-10	3	0	0	0	0	7
2010-11	9	2	2	4	-4	40
<b>Total</b>	<b>13</b>	<b>2</b>	<b>2</b>	<b>4</b>	<b>-4</b>	<b>64</b>

## CAM SEVERSON, LW

Acquired from Calgary for D Cale Hulse on Feb. 28, 2006.

Year	GP	G	A	PTS	+/-	PIM
2005-06	4	0	0	0	0	5
<b>Total</b>	<b>4</b>	<b>0</b>	<b>0</b>	<b>0</b>	<b>0</b>	<b>5</b>

## JODY SHELLEY, LW

Signed as a free agent on Jan. 31, 2001. Traded to San Jose for a sixth round pick in the 2009 Draft on Jan. 29, 2008.

Year	GP	G	A	PTS	+/-	PIM
2000-01	1	0	0	0	0	10
2001-02	52	3	3	6	1	206
2002-03	68	1	4	5	-5	249
2003-04	76	3	3	6	-10	228
2005-06	80	3	7	10	-4	163
2006-07	72	1	1	2	-6	125
2007-08	31	0	0	0	-2	44
<b>Total</b>	<b>380</b>	<b>11</b>	<b>18</b>	<b>29</b>	<b>-26</b>	<b>1,025</b>

## KOLE SHERWOOD, RW

Signed as a free agent on July 7, 2015.

Year	GP	G	A	PTS	+/-	PIM
2018-19	2	0	0	0	0	0
2019-20	3	0	0	0	0	2
2020-21	6	0	1	1	-2	7
<b>Total</b>	<b>11</b>	<b>0</b>	<b>1</b>	<b>1</b>	<b>-2</b>	<b>9</b>

## DEVIN SHORE, C

Acquired from Anaheim in exchange for LW Sonny Milano on Feb. 24, 2020.

Year	GP	G	A	PTS	+/-	PIM
2019-20	6	1	1	2	-2	0
<b>Total</b>	<b>6</b>	<b>1</b>	<b>1</b>	<b>2</b>	<b>-2</b>	<b>0</b>

## COLE SILLINGER, C

Selected 12th overall in the 2021 Draft.

Year	GP	G	A	PTS	+/-	PIM
2021-22	79	16	15	31	-22	37
2022-23	64	3	8	11	-23	22
<b>Total</b>	<b>143</b>	<b>19</b>	<b>23</b>	<b>42</b>	<b>-45</b>	<b>59</b>

## MIKE SILLINGER, C

Signed as a free agent on July 7, 2001. Traded to Dallas with a second round draft pick in the 2004 Draft for D Darryl Sydor on July 22, 2003.

Year	GP	G	A	PTS	+/-	PIM
2001-02	80	20	23	43	-35	54
2002-03	75	18	25	43	-21	52
<b>Total</b>	<b>155</b>	<b>38</b>	<b>48</b>	<b>86</b>	<b>-56</b>	<b>106</b>

## BEN SIMON, C

Signed as a free agent on Aug. 11, 2005.

Year	GP	G	A	PTS	+/-	PIM
2005-06	13	0	0	0	-4	4
<b>Total</b>	<b>13</b>	<b>0</b>	<b>0</b>	<b>0</b>	<b>-4</b>	<b>4</b>

## JACK SKILLE, RW

Signed as a free agent on July 7, 2013. Claimed off waivers from NY Islanders on Oct. 5, 2014.

Year	GP	G	A	PTS	+/-	PIM
2013-14	16	4	0	4	2	6
2014-15	45	6	2	8	-18	16
<b>Total</b>	<b>61</b>	<b>10</b>	<b>2</b>	<b>12</b>	<b>-16</b>	<b>22</b>

## BLAKE SLOAN, RW

Claimed off waivers from Dallas on Mar. 13, 2001. Traded to Calgary for D Jamie Allison on Mar. 19, 2002.

Year	GP	G	A	PTS	+/-	PIM
2000-01	14	1	0	1	-2	13
2001-02	60	2	7	9	-18	46
<b>Total</b>	<b>74</b>	<b>3</b>	<b>7</b>	<b>10</b>	<b>-20</b>	<b>59</b>

## JAROSLAV SPACEK, D

Acquired from Chicago with a second round pick in the 2003 Draft for D Lyle Odelein on Mar. 19, 2002.

Year	GP	G	A	PTS	+/-	PIM
2001-02	14	2	3	5	-9	24
2002-03	81	9	36	45	-23	70
2003-04	58	5	17	22	-13	45
<b>Total</b>	<b>153</b>	<b>16</b>	<b>56</b>	<b>72</b>	<b>-45</b>	<b>139</b>

## MARTIN SPANHEL, LW

Signed as a free agent on May 30, 2000.

Year	GP	G	A	PTS	+/-	PIM
2000-01	6	1	0	1	-1	2
2001-02	4	1	0	1	-2	2
<b>Total</b>	<b>10</b>	<b>2</b>	<b>0</b>	<b>2</b>	<b>-3</b>	<b>4</b>

## KEVIN STENLUND, C

Selected 58th overall in the 2015 Draft.

Year	GP	G	A	PTS	+/-	PIM
2018-19	4	0	0	0	0	4
2019-20	32	6	4	10	2	8
2020-21	32	5	5	10	-4	8
2021-22	3	0	0	0	0	2
<b>Total</b>	<b>71</b>	<b>11</b>	<b>9</b>	<b>20</b>	<b>-2</b>	<b>22</b>

## ANTON STRALMAN, D

Acquired from Calgary for a third round pick in the 2010 Draft on Sept. 28, 2009.

Year	GP	G	A	PTS	+/-	PIM
2009-10	73	6	28	34	-17	37
2010-11	51	1	17	18	-11	22
<b>Total</b>	<b>124</b>	<b>7</b>	<b>45</b>	<b>52</b>	<b>-28</b>	<b>59</b>

## FREDERIC ST-DENIS, D

Signed as a free agent on July 7, 2013.

Year	GP	G	A	PTS	+/-	PIM
2014-15	4	0	1	1	-1	0
<b>Total</b>	<b>4</b>	<b>0</b>	<b>1</b>	<b>1</b>	<b>-1</b>	<b>0</b>

## RADOSLAV SUCHY, D

Acquired from Phoenix with a sixth round pick in the 2005 Draft for a fourth round pick in the 2005 Draft.

Year	GP	G	A	PTS	+/-	PIM
2005-06	79	1	7	8	-8	30
<b>Total</b>	<b>79</b>	<b>1</b>	<b>7</b>	<b>8</b>	<b>-8</b>	<b>30</b>

## ALEXANDER SVITOV, C

Acquired from Tampa Bay along with a third round pick in the 2004 Draft for D Darryl Sydor and a fourth round pick in the 2004 Draft on Jan. 27, 2004.

Year	GP	G	A	PTS	+/-	PIM
2003-04	29	2	6	8	-8	16
2006-07	76	7	11	18	-10	145
<b>Total</b>	<b>105</b>	<b>9</b>	<b>17</b>	<b>26</b>	<b>-18</b>	<b>161</b>

## STANISLAV SVOZIL, D

Selected 69th overall in the 2021 Draft.

Year	GP	G	A	PTS	+/-	PIM
2022-23	2	0	1	1	-3	2
<b>Total</b>	<b>2</b>	<b>0</b>	<b>1</b>	<b>1</b>	<b>-3</b>	<b>2</b>





## BILLY SWEZEY, D

Signed as a free agent on Mar. 7, 2022.

Year	GP	G	A	PTS	+/-	PIM
2022-23	9	0	1	1	-3	9
<b>Total</b>	<b>9</b>	<b>0</b>	<b>1</b>	<b>1</b>	<b>-3</b>	<b>9</b>

## DARRYL SYDOR, D

Acquired from Dallas for Mike Sillinger and a second round pick in the 2004 Draft on July 22, 2003. Traded to Tampa Bay along with a fourth round pick in the 2004 Draft for C Alexander Svitov and a third round pick in the 2004 Draft on Jan. 27, 2004.

Year	GP	G	A	PTS	+/-	PIM
2003-04	49	2	13	15	-19	26
<b>Total</b>	<b>49</b>	<b>2</b>	<b>13</b>	<b>15</b>	<b>-19</b>	<b>26</b>

## DANIIL TARASOV, G

Selected 86th overall in the 2017 Draft.

Year	GP	G	A	PTS	+/-	PIM
2021-22	4	0	0	0	...	0
2022-23	17	0	1	1	...	0
<b>Total</b>	<b>21</b>	<b>0</b>	<b>1</b>	<b>1</b>	<b>...</b>	<b>0</b>

## DICK TARNSTROM, D

Acquired from Edmonton for LW Curtis Glencross on Feb. 1, 2008.

Year	GP	G	A	PTS	+/-	PIM
2007-08	19	2	7	9	-5	12
<b>Total</b>	<b>9</b>	<b>2</b>	<b>7</b>	<b>9</b>	<b>-5</b>	<b>12</b>

## ALEXANDRE TEXIER, C

Selected 45th overall in the 2018 Draft.

Year	GP	G	A	PTS	+/-	PIM
2018-19	2	1	0	1	3	0
2019-20	36	6	7	13	3	10
2020-21	49	4	11	15	-13	22
2021-22	36	11	9	20	0	12
<b>Total</b>	<b>123</b>	<b>22</b>	<b>27</b>	<b>49</b>	<b>-7</b>	<b>44</b>

## CALVIN THURKAUF, C

Selected 185th overall in the 2016 Draft.

Year	GP	G	A	PTS	+/-	PIM
2019-20	3	0	0	0	0	0
<b>Total</b>	<b>3</b>	<b>0</b>	<b>0</b>	<b>0</b>	<b>0</b>	<b>0</b>

## MATTIAS TIMANDER, D

Selected in the Expansion Draft on June 23, 2000. Traded to the NY Islanders for a fourth round pick in the 2002 Draft on June 22, 2002.

Year	GP	G	A	PTS	+/-	PIM
2000-01	76	2	9	11	-8	24
2001-02	78	4	7	11	-33	44
<b>Total</b>	<b>154</b>	<b>6</b>	<b>16</b>	<b>22</b>	<b>-41</b>	<b>68</b>

## OLE-KRISTIAN TOLLEFSEN, D

Selected 65th overall in the 2002 Draft.

Year	GP	G	A	PTS	+/-	PIM
2005-06	5	0	0	0	-2	2
2006-07	70	2	3	5	2	123
2007-08	51	2	2	4	-3	111
2008-09	19	0	1	1	-4	37
<b>Total</b>	<b>145</b>	<b>4</b>	<b>6</b>	<b>10</b>	<b>-7</b>	<b>273</b>

## RAFFI TORRES, LW

Acquired from Edmonton for C Gilbert Brule on July 1, 2008. Traded to Buffalo for D Nathan Paetsch and a second round pick in the 2010 Draft on Mar. 3, 2010.

Year	GP	G	A	PTS	+/-	PIM
2008-09	51	12	8	20	-4	23
2009-10	60	19	12	31	-8	32
<b>Total</b>	<b>111</b>	<b>31</b>	<b>20</b>	<b>51</b>	<b>-12</b>	<b>55</b>

## COREY TROPP, RW

Claimed off waivers from Buffalo on Nov. 28, 2013. Traded to Chicago with C Artem Anisimov, C Marko Dano, LW Jeremy Morin and a fourth round pick in the 2016 Draft for LW Brandon Saad, D Michael Paliotta and C Alex Broadhurst on June 30, 2015.

Year	GP	G	A	PTS	+/-	PIM
2013-14	44	2	8	10	11	37
2014-15	61	1	7	8	-14	76
<b>Total</b>	<b>105</b>	<b>3</b>	<b>15</b>	<b>18</b>	<b>-3</b>	<b>113</b>

## RON TUGNUTT, G

Signed as a free agent on July 4, 2000. Traded to Dallas with a second round pick in the 2002 Draft for a first round pick in the 2002 Draft on June 17, 2002.

Year	GP	G	A	PTS	+/-	PIM
2000-01	53	0	1	1	...	2
2001-02	44	0	1	1	...	0
<b>Total</b>	<b>97</b>	<b>0</b>	<b>2</b>	<b>2</b>	<b>...</b>	<b>2</b>

## T.J. TYNAN, C

Selected 66th overall in the 2011 NHL Draft.

Year	GP	G	A	PTS	+/-	PIM
2016-17	3	0	0	0	-1	0
<b>Total</b>	<b>3</b>	<b>0</b>	<b>0</b>	<b>0</b>	<b>-1</b>	<b>0</b>

## DANA TYRELL, C

Acquired from Tampa Bay with D Matt Taormina for LW Jonathan Marchessault and LW Dalton Smith on Mar. 3, 2014.

Year	GP	G	A	PTS	+/-	PIM
2014-15	3	0	0	0	-1	0
<b>Total</b>	<b>3</b>	<b>0</b>	<b>0</b>	<b>0</b>	<b>-1</b>	<b>0</b>

## FEDOR TYUTIN, D

Acquired with D Christian Backman from the NY Rangers for RW Nikolai Zherdev and RW Dan Fritsche on July 2, 2008. Bought out on June 29, 2016.

Year	GP	G	A	PTS	+/-	PIM
2008-09	82	9	25	34	1	81
2009-10	80	6	26	32	-7	49
2010-11	80	7	20	27	-12	32
2011-12	66	5	21	26	-21	49
2012-13	48	4	18	22	9	28
2013-14	69	4	22	26	6	44
2014-15	67	3	12	15	8	40
2015-16	61	1	2	3	-6	28
<b>Total</b>	<b>553</b>	<b>39</b>	<b>146</b>	<b>185</b>	<b>-22</b>	<b>351</b>



## R.J. UMBERGER, C

Acquired with a fourth round pick in the 2008 Draft from Philadelphia for a first round pick and a third round pick in the 2008 Draft on June 20, 2008. Traded with a fourth round pick in the 2015 Draft to Philadelphia for LW Scott Hartnell on June 23, 2014.

Year	GP	G	A	PTS	+/-	PIM
2008-09	82	26	20	46	-10	53
2009-10	82	23	32	55	-16	40
2010-11	82	25	32	57	3	38
2011-12	77	20	20	40	-10	27
2012-13	48	8	10	18	3	16
2013-14	74	18	16	34	-3	26
<b>Total</b>	<b>445</b>	<b>120</b>	<b>130</b>	<b>250</b>	<b>-33</b>	<b>200</b>

## SCOTTIE UPSHALL, RW

Acquired with D Sami Lepisto from Phoenix for D Rostislav Klesla and C Dane Byers on Feb. 28, 2011.

Year	GP	G	A	PTS	+/-	PIM
2010-11	21	6	1	7	-12	10
<b>Total</b>	<b>21</b>	<b>6</b>	<b>1</b>	<b>7</b>	<b>-12</b>	<b>10</b>

## THOMAS VANEK, LW

Acquired from Vancouver for LW Jussi Jokinen and C Tyler Motte on Feb. 26, 2018.

Year	GP	G	A	PTS	+/-	PIM
2017-18	19	7	8	15	9	8
<b>Total</b>	<b>19</b>	<b>7</b>	<b>8</b>	<b>15</b>	<b>9</b>	<b>8</b>

## DARREN VAN IMPE, D

Signed as a free agent on Jan. 20, 2003.

Year	GP	G	A	PTS	+/-	PIM
2002-03	14	1	1	2	-6	10
<b>Total</b>	<b>14</b>	<b>1</b>	<b>1</b>	<b>2</b>	<b>-6</b>	<b>10</b>



# ALL-TIME CBJ REGISTER

## VEINI VEHVILAINEN, G

Selected 173rd overall at the 2018 NHL Draft. Traded to Toronto for D Mikko Lehtonen on Mar. 12, 2021.

Year	GP	G	A	PTS	+/-	PIM
2020-21	1	0	0	0	...	0
<b>Total</b>	<b>1</b>	<b>0</b>	<b>0</b>	<b>0</b>	<b>...</b>	<b>0</b>

## ANTOINE VERMETTE, C

Acquired from Ottawa for G Pascal Leclaire and a second round pick in the 2009 Draft on Mar. 4, 2009. Traded to Phoenix for G Curtis McElhinney, a second round pick in 2012 and a conditional fifth round pick in 2013 on Feb. 22, 2012.

Year	GP	G	A	PTS	+/-	PIM
2008-09	17	7	6	13	5	8
2009-10	82	27	38	65	2	32
2010-11	82	19	28	47	0	60
2011-12	60	8	19	27	-17	12
<b>Total</b>	<b>241</b>	<b>61</b>	<b>91</b>	<b>152</b>	<b>-10</b>	<b>112</b>

## JAKUB VORACEK, RW

Selected seventh overall in the 2006 Draft. Traded to Philadelphia with a first round pick and a third round pick in the 2011 Draft for C Jeff Carter on June 22, 2007. Acquired from Philadelphia in exchange for Cam Atkinson on July 24, 2021. Traded with a 2023 sixth-round pick to Arizona for G Jon Gillies on Mar. 2, 2023.

Year	GP	G	A	PTS	+/-	PIM
2008-09	80	9	29	38	11	44
2009-10	81	16	34	50	-7	26
2010-11	80	14	32	46	-3	26
2021-22	79	6	56	62	-13	44
2022-23	11	1	5	6	-7	0
<b>Total</b>	<b>331</b>	<b>46</b>	<b>156</b>	<b>202</b>	<b>-19</b>	<b>140</b>

## DAVID VYBORNY, RW

Signed as a free agent on June 8, 2000.

Year	GP	G	A	PTS	+/-	PIM
2000-01	79	13	19	32	-9	22
2001-02	75	13	18	31	-14	6
2002-03	79	20	26	46	12	16
2003-04	82	22	31	53	-26	40
2005-06	80	22	43	65	-9	50
2006-07	82	16	48	64	6	60
2007-08	66	7	19	26	-8	34
<b>Total</b>	<b>543</b>	<b>113</b>	<b>204</b>	<b>317</b>	<b>-48</b>	<b>228</b>

## DERRICK WALSER, D

Signed as a free agent on Sept. 17, 2001. Traded to Carolina with a fourth round pick in the 2006 Draft for a fourth round pick in the 2005 Draft on July 30, 2005. Acquired from Carolina for D Mark Flood on Nov. 29, 2006.

Year	GP	G	A	PTS	+/-	PIM
2001-02	2	1	0	1	-2	0
2002-03	53	4	13	17	-9	34
2003-04	27	1	8	9	-6	22
2006-07	9	2	0	2	-1	0
<b>Total</b>	<b>91</b>	<b>8</b>	<b>21</b>	<b>29</b>	<b>-18</b>	<b>56</b>

## ALEXANDER WENNBERG, C

Selected 14th overall in the 2013 Draft. Contract bought out on Oct. 9, 2020.

Year	GP	G	A	PTS	+/-	PIM
2014-15	68	4	16	20	-19	22
2015-16	69	8	32	40	-1	2
2016-17	80	13	46	59	9	21
2017-18	66	8	27	35	22	12
2018-19	75	2	23	25	-1	12
2019-20	57	5	17	22	-5	16
<b>Total</b>	<b>415</b>	<b>40</b>	<b>161</b>	<b>201</b>	<b>5</b>	<b>85</b>

## ZACH WERENSKI, D

Selected eighth overall in the 2015 Draft.

Year	GP	G	A	PTS	+/-	PIM
2016-17	78	11	36	47	17	14
2017-18	77	16	21	37	8	16
2018-19	82	11	33	44	-12	18
2019-20	63	20	21	41	9	10
2020-21	35	7	13	20	-9	13
2021-22	68	11	37	48	-15	22
2022-23	13	3	5	88	-16	0
<b>Total</b>	<b>416</b>	<b>79</b>	<b>166</b>	<b>325</b>	<b>-18</b>	<b>93</b>

## DUVIE WESTCOTT, D

Signed as a free agent on May 10, 2001.

Year	GP	G	A	PTS	+/-	PIM
2001-02	4	0	0	0	-2	2
2002-03	39	0	7	7	-3	77
2003-04	34	0	7	7	-15	39
2005-06	78	6	22	28	1	133
2006-07	23	4	6	10	-13	18
2007-08	23	1	3	4	-10	30
<b>Total</b>	<b>201</b>	<b>11</b>	<b>45</b>	<b>56</b>	<b>-42</b>	<b>299</b>

## RAY WHITNEY, LW

Acquired from Florida with future considerations for C Kevyn Adams and a fourth round pick in the 2001 Draft on Mar. 13, 2001.

Year	GP	G	A	PTS	+/-	PIM
2000-01	3	0	3	3	-1	2
2001-02	67	21	40	61	-22	12
2002-03	81	24	52	76	-26	22
<b>Total</b>	<b>151</b>	<b>45</b>	<b>95</b>	<b>140</b>	<b>-49</b>	<b>36</b>

## JASON WILLIAMS, C

Acquired from Atlanta for D Clay Wilson and a sixth round pick in the 2009 Draft on Jan. 14, 2009.

Year	GP	G	A	PTS	+/-	PIM
2008-09	39	12	17	29	5	16
<b>Total</b>	<b>39</b>	<b>12</b>	<b>17</b>	<b>29</b>	<b>5</b>	<b>16</b>

## CLAY WILSON, D

Acquired with D Aaron Rome from Anaheim for C Geoff Platt on Nov. 15, 2007. Traded to Atlanta with a sixth round pick in the 2009 Draft in exchange for C Jason Williams on Jan. 14, 2009.

Year	GP	G	A	PTS	+/-	PIM
2007-08	7	1	1	2	3	2
2008-09	5	0	1	1	-2	0
<b>Total</b>	<b>12</b>	<b>1</b>	<b>2</b>	<b>3</b>	<b>1</b>	<b>2</b>

## KYLE WILSON, C

Signed as a free agent on July 2, 2010.

Year	GP	G	A	PTS	+/-	PIM
2010-11	32	4	7	11	-3	12
<b>Total</b>	<b>32</b>	<b>4</b>	<b>7</b>	<b>11</b>	<b>-3</b>	<b>12</b>

## JAMES WISNIEWSKI, D

Rights acquired from Montreal for a fifth round pick in the 2012 Draft on June 29, 2011. Signed on July 1, 2011. Traded to Anaheim with a third round pick in the 2015 Draft for LW Rene Bourque, C William Karlsson and a second round pick in the 2015 Draft on Mar. 2, 2015.

Year	GP	G	A	PTS	+/-	PIM
2011-12	48	6	21	27	-13	37
2012-13	30	5	9	14	-1	15
2013-14	75	7	44	51	0	61
2014-15	56	8	21	29	-10	34
<b>Total</b>	<b>209</b>	<b>26</b>	<b>95</b>	<b>121</b>	<b>-24</b>	<b>147</b>

## TYLER WRIGHT, C

Selected in the Expansion Draft on June 23, 2000. Traded to Anaheim with D Francois Beauchemin for C Sergei Fedorov and a fifth round pick in the 2006 Draft on Nov. 15, 2005.

Year	GP	G	A	PTS	+/-	PIM
2000-01	76	16	16	32	-9	140
2001-02	77	13	11	24	-40	100
2002-03	70	19	11	30	-25	113
2003-04	68	9	9	18	-19	63
2005-06	18	0	4	4	-3	20
<b>Total</b>	<b>309</b>	<b>57</b>	<b>51</b>	<b>108</b>	<b>-96</b>	<b>436</b>

## ALLEN YORK, G

Selected 158th overall in the 2007 Draft.

Year	GP	G	A	PTS	+/-	PIM
2011-12	11	0	0	0	...	0
<b>Total</b>	<b>11</b>	<b>0</b>	<b>0</b>	<b>0</b>	<b>...</b>	<b>0</b>

## MIKE YORK, C

Signed as a free agent on July 25, 2008.

Year	GP	G	A	PTS	+/-	PIM
2008-09	1	0	0	0	0	0
<b>Total</b>	<b>1</b>	<b>0</b>	<b>0</b>	<b>0</b>	<b>0</b>	<b>0</b>





## NIKOLAI ZHERDEV, RW

Selected fourth overall in the 2003 Draft. Traded to the NY Rangers with RW Dan Fritsche for D Fedor Tyutin and D Christian Backman on July 2, 2008.

Year	GP	G	A	PTS	+/-	PIM
2003-04	57	13	21	34	-11	54
2005-06	73	27	27	54	-13	50
2006-07	71	10	22	32	-19	26
2007-08	82	26	35	61	-9	34
<b>Total</b>	<b>283</b>	<b>76</b>	<b>105</b>	<b>181</b>	<b>-52</b>	<b>164</b>

## GOALTENDERS

### JEAN-FRANCOIS BERUBE

Signed as a free agent on September 30, 2021.

Year	GP	MIN	W	L	OT	SO	GA	SV	GAA	SV%
2021-22	6	306	3	2	0	0	21	188	4.12	.900
<b>Total</b>	<b>6</b>	<b>306</b>	<b>3</b>	<b>2</b>	<b>0</b>	<b>0</b>	<b>21</b>	<b>188</b>	<b>4.12</b>	<b>.900</b>

### SERGEI BOBROVSKY

Acquired from Philadelphia for second and fourth round picks in the 2012 Draft and a fourth round pick in the 2013 Draft on June 22, 2012.

Year	GP	MIN	W	L	OT	SO	GA	SV	GAA	SV%
2012-13	38	2,219	21	11	6	4	74	1,010	2.00	.932
2013-14	58	3,299	32	20	5	5	131	1,568	2.38	.923
2014-15	51	2,994	30	17	3	2	134	1,498	2.68	.918
2015-16	37	2,116	15	19	1	1	97	952	2.75	.907
2016-17	63	3,708	41	17	5	7	127	1,727	2.06	.931
2017-18	65	3,912	37	22	6	5	158	1,835	2.42	.921
2018-19	62	4,557	37	24	1	9	153	1,603	2.58	.913
<b>Total</b>	<b>374</b>	<b>21,804</b>	<b>213</b>	<b>130</b>	<b>27</b>	<b>33</b>	<b>874</b>	<b>10,193</b>	<b>2.40</b>	<b>.921</b>

### BRIAN BOUCHER

Claimed off waivers from Chicago on Feb. 27, 2007.

Year	GP	MIN	W	L	OT	SO	GA	SV	GAA	SV%
2006-07	3	142	1	1	0	0	9	58	3.79	.866
<b>Total</b>	<b>3</b>	<b>142</b>	<b>1</b>	<b>1</b>	<b>0</b>	<b>0</b>	<b>9</b>	<b>58</b>	<b>3.79</b>	<b>.866</b>

### FRED BRATHWAITE

Signed as a free agent on June 2, 2003.

Year	GP	MIN	W	L	OT	SO	GA	SV	GAA	SV%
2003-04	21	1,050	4	11	1	0	59	515	3.37	.897
<b>Total</b>	<b>21</b>	<b>1,050</b>	<b>4</b>	<b>11</b>	<b>1</b>	<b>0</b>	<b>59</b>	<b>515</b>	<b>3.37</b>	<b>.897</b>

### TY CONKLIN

Signed as a free agent on July 6, 2007. Traded to Buffalo for a fifth round pick in the 2007 Draft on Feb. 27, 2007.

Year	GP	MIN	W	L	OT	SO	GA	SV	GAA	SV%
2006-07	11	491	2	3	2	0	27	183	3.30	.871
<b>Total</b>	<b>11</b>	<b>491</b>	<b>2</b>	<b>3</b>	<b>2</b>	<b>0</b>	<b>27</b>	<b>183</b>	<b>3.30</b>	<b>.871</b>

### MARC DENIS

Acquired from Colorado for a second round pick in the 2000 Draft on June 7, 2000. Traded to Tampa Bay for LW Fredrik Modin and G Fredrik Norrena on June 30, 2006.

Year	GP	MIN	W	L	OT	SO	GA	SV	GAA	SV%
2000-01	32	1,830	6	20	4	0	99	841	3.25	.895
2001-02	42	2,335	9	24	5	1	121	1,076	3.11	.899
2002-03	77	4,511	27	41	8	5	232	2,172	3.09	.903
2003-04	66	3,796	21	36	7	5	162	1,808	2.56	.918
2005-06	49	2,786	21	25	1	1	151	1,354	3.25	.900
<b>Total</b>	<b>266</b>	<b>15,259</b>	<b>84</b>	<b>146</b>	<b>25</b>	<b>12</b>	<b>765</b>	<b>7,251</b>	<b>3.01</b>	<b>.904</b>

### WADE DUBIEWICZ

Claimed off waivers from the NY Islanders on Jan. 17, 2009.

Year	GP	MIN	W	L	OT	SO	GA	SV	GAA	SV%
2008-09	3	169	1	2	0	0	10	67	3.56	.870
<b>Total</b>	<b>3</b>	<b>169</b>	<b>1</b>	<b>2</b>	<b>0</b>	<b>0</b>	<b>10</b>	<b>67</b>	<b>3.56</b>	<b>.870</b>

### ANTON FORSBERG

Selected 188th overall in the 2011 Draft. Traded with LW Brandon Saad and a 2018 fifth round pick to Chicago for LW Artemi Panarin, LW Tyler Motte and a 2017 fifth round selection on June 23, 2017.

Year	GP	MIN	W	L	OT	SO	GA	SV	GAA	SV%
2014-15	5	256	0	4	0	0	20	129	4.69	.866
2015-16	4	178	1	3	0	0	9	88	3.03	.907
2016-17	1	59	0	1	0	0	4	23	4.07	.852
<b>Total</b>	<b>10</b>	<b>492</b>	<b>1</b>	<b>8</b>	<b>0</b>	<b>0</b>	<b>33</b>	<b>240</b>	<b>4.02</b>	<b>.879</b>

## MATHIEU GARON

Signed as a free agent on July 1, 2009.

Year	GP	MIN	W	L	OT	SO	GA	SV	GAA	SV%
2009-10	35	1,771	12	9	6	2	83	775	2.81	.903
2010-11	36	1,938	10	14	6	3	88	799	2.72	.901
<b>Total</b>	<b>71</b>	<b>3,709</b>	<b>22</b>	<b>23</b>	<b>12</b>	<b>5</b>	<b>171</b>	<b>1,574</b>	<b>2.77</b>	<b>.902</b>

## JON GILLIES

Acquired from Arizona on Mar. 2, 2023 for Jakub Voracek and a sixth-round draft pick.

Year	GP	MIN	W	L	OT	SO	GA	SV	GAA	SV%
2022-23	3	118	1	1	0	0	9	57	4.57	.864
<b>Total</b>	<b>3</b>	<b>118</b>	<b>1</b>	<b>1</b>	<b>0</b>	<b>0</b>	<b>9</b>	<b>57</b>	<b>4.57</b>	<b>.864</b>

## JET GREAVES

Signed as a free agent on Feb. 20, 2022.

Year	GP	MIN	W	L	OT	SO	GA	SV	GAA	SV%
2022-23	1	59	0	1	0	0	3	46	3.05	.939
<b>Total</b>	<b>1</b>	<b>59</b>	<b>0</b>	<b>1</b>	<b>0</b>	<b>0</b>	<b>3</b>	<b>46</b>	<b>3.05</b>	<b>.939</b>

## SHAWN HUNWICK

Signed as a free agent on Mar. 29, 2012.

Year	GP	MIN	W	L	OT	SO	GA	SV	GAA	SV%
2011-12	1	3	0	0	0	0	0	0	0.00	.000
<b>Total</b>	<b>1</b>	<b>3</b>	<b>0</b>	<b>0</b>	<b>0</b>	<b>0</b>	<b>0</b>	<b>0</b>	<b>0.00</b>	<b>.000</b>

## MICHAEL HUTCHINSON

Acquired from Boston along with a seventh-round pick for Jonathan Quick on Mar. 2, 2023.

Year	GP	MIN	W	L	OT	SO	GA	SV	GAA	SV%
2022-23	16	755	2	6	3	0	54	379	4.29	.877
<b>Total</b>	<b>16</b>	<b>755</b>	<b>2</b>	<b>6</b>	<b>3</b>	<b>0</b>	<b>54</b>	<b>379</b>	<b>4.29</b>	<b>.877</b>

## KEITH KINKAID

Acquired from New Jersey for a fifth round pick in the 2022 NHL Draft on Feb. 25, 2019.

Year	GP	MIN	W	L	OT	SO	GA	SV	GAA	SV%
2018-19	DNP									
<b>Total</b>	<b>DNP</b>									

## MATISS KIVLENIEKS

Signed as a free agent on May 25, 2017.

Year	GP	MIN	W	L	OT	SO	GA	SV	GAA	SV%
2019-20	6	285	1	1	2	0	14	123	2.95	.898
2020-21	2	123	1	1	0	0	7	64	3.40	.901
<b>Total</b>	<b>8</b>	<b>409</b>	<b>2</b>	<b>2</b>	<b>2</b>	<b>0</b>	<b>21</b>	<b>187</b>	<b>3.09</b>	<b>.899</b>

## JOONAS KORPISALO

Selected 62nd overall in the 2012 Draft. Traded to Los Angeles with D Vladislav Gavrikov for G Jonathan Quick, conditional 2023 first-round pick and 2024 third-round pick on Mar. 1, 2023.

Year	GP	MIN	W	L	OT	SO	GA	SV	GAA	SV%
2015-16	31	1,803	16	11	4	0	78	891	2.60	.919
2016-17	14	791	7	5	1	1	38	363	2.88	.905
2017-18	18	1,049	8	8	1	0	58	506	3.32	.897
2018-19	27	1,361	10	7	3	0	67	584	2.95	.897
2019-20	37	2,126	19	12	5	2	92	938	2.60	.911
2020-21	33	1,747	9	13	7	0	96	808	3.30	.894
2021-22	22	1,129	7	11	0	0	78	556	4.15	.877
2022-23	28	1,550	11	11	3	0	82	845	3.17	.913
<b>Total</b>	<b>210</b>	<b>11,555</b>	<b>87</b>	<b>78</b>	<b>24</b>	<b>3</b>	<b>589</b>	<b>5,419</b>	<b>3.12</b>	<b>.902</b>

## JEAN-FRANCOIS LABBE

Acquired from the NY Rangers for D Bert Robertsson on Nov. 9, 2000.

Year	GP	MIN	W	L	OT	SO	GA	SV	GAA	SV%
2001-02	3	117	1	1	0	0	6	62	3.08	.912
2002-03	11	451	2	4	0	0	27	206	3.59	.884
<b>Total</b>	<b>14</b>	<b>568</b>	<b>3</b>	<b>5</b>	<b>0</b>	<b>0</b>	<b>33</b>	<b>268</b>	<b>3.48</b>	<b>.890</b>

## DAN LaCOSTA

Selected 93rd overall in the 2004 Draft.

Year	GP	MIN	W	L	OT	SO	GA	SV	GAA	SV%
2007-08	1	13	0	0	0	0	0	5	0.00	1.000
2008-09	3	156	2	0	0	1	4	76	1.54	.950
<b>Total</b>	<b>4</b>	<b>169</b>	<b>2</b>	<b>0</b>	<b>0</b>	<b>1</b>	<b>4</b>	<b>81</b>	<b>1.42</b>	<b>.953</b>



# ALL-TIME CBJ REGISTER

## PASCAL LECLAIRE

Selected eighth overall in the 2001 Draft. Traded to Ottawa with a second round pick in the 2009 Draft for C Antoine Vermette on Mar. 4, 2009.

Year	GP	MIN	W	L	OT	SO	GA	SV	GAA	SV%
2003-04	2	119	0	2	0	0	7	62	3.52	.898
2005-06	33	1,804	11	15	3	0	97	987	3.23	.910
2006-07	24	1,315	6	15	2	1	65	564	2.97	.897
2007-08	54	2,986	24	17	6	9	112	1,267	2.25	.919
2008-09	12	674	4	6	1	0	43	281	3.83	.867
<b>Total</b>	<b>125</b>	<b>6,898</b>	<b>45</b>	<b>55</b>	<b>12</b>	<b>10</b>	<b>324</b>	<b>3,161</b>	<b>2.82</b>	<b>.907</b>

## DAVID LENEVEU

Signed as a free agent on July 7, 2010.

Year	GP	MIN	W	L	OT	SO	GA	SV	GAA	SV%
2010-11	1	20	0	0	0	0	2	10	6.00	.833
<b>Total</b>	<b>1</b>	<b>20</b>	<b>0</b>	<b>0</b>	<b>0</b>	<b>0</b>	<b>2</b>	<b>10</b>	<b>6.00</b>	<b>.833</b>

## STEVE MASON

Selected 69th overall in the 2006 Draft. Traded to Philadelphia for G Michael Leighton and a third round pick in the 2015 Draft on Apr. 3, 2013.

Year	GP	MIN	W	L	OT	SO	GA	SV	GAA	SV%
2008-09	61	3,664	33	20	7	10	140	1,518	2.29	.915
2009-10	58	3,201	20	26	9	5	163	1,490	3.05	.901
2010-11	54	3,027	24	21	7	3	153	1,388	3.03	.901
2011-12	46	2,534	16	26	3	1	143	1,212	3.39	.894
2012-13	13	712	3	6	1	0	35	311	2.95	.899
<b>Total</b>	<b>232</b>	<b>13,137</b>	<b>96</b>	<b>99</b>	<b>26</b>	<b>27</b>	<b>634</b>	<b>5,919</b>	<b>2.90</b>	<b>.903</b>

## ELVIS MERZLIKINS

Selected 76th overall in the 2014 Draft.

Year	GP	MIN	W	L	OT	SO	GA	SV	GAA	SV%
2019-20	33	1,815	13	9	8	5	71	848	2.35	.923
2020-21	28	1,497	8	12	5	2	69	756	2.77	.916
2021-22	59	3,321	27	23	7	2	178	1,742	3.22	.937
2022-23	30	1,560	7	18	2	0	110	779	4.23	.876
<b>Total</b>	<b>150</b>	<b>8,193</b>	<b>55</b>	<b>62</b>	<b>22</b>	<b>9</b>	<b>428</b>	<b>4,125</b>	<b>3.14</b>	<b>.913</b>

## CURTIS McELHINNEY

Acquired from Phoenix along with two draft picks on Feb. 22, 2012 for C Antoine Vermette. Claimed off waivers by Toronto on Jan. 1, 2017.

Year	GP	MIN	W	L	OT	SO	GA	SV	GAA	SV%
2013-14	28	1,423	10	11	1	2	64	639	2.70	.909
2014-15	32	1,710	12	14	2	0	82	867	2.88	.913
2015-16	18	835	2	7	3	0	46	371	3.31	.890
2016-17	7	836	2	1	2	0	15	183	2.39	.924
<b>Total</b>	<b>85</b>	<b>4,345</b>	<b>26</b>	<b>33</b>	<b>8</b>	<b>2</b>	<b>207</b>	<b>2,060</b>	<b>2.86</b>	<b>.909</b>

## MIKE McKENNA

Signed as a free agent on July 5, 2014.

Year	GP	MIN	W	L	OT	SO	GA	SV	GAA	SV%
2013-14	4	219	1	1	1	0	11	103	3.01	.903
<b>Total</b>	<b>4</b>	<b>219</b>	<b>1</b>	<b>1</b>	<b>1</b>	<b>0</b>	<b>11</b>	<b>103</b>	<b>3.01</b>	<b>.903</b>

## FREDRIK NORRENA

Acquired from Tampa Bay with LW Fredrik Modin for G Marc Denis on June 20, 2006.

Year	GP	MIN	W	L	OT	SO	GA	SV	GAA	SV%
2006-07	55	2,952	24	23	3	3	137	1,283	2.78	.903
2007-08	37	1,960	10	19	6	2	89	767	2.73	.896
2008-09	8	323	1	3	2	0	17	116	3.16	.872
<b>Total</b>	<b>100</b>	<b>5,235</b>	<b>35</b>	<b>45</b>	<b>11</b>	<b>5</b>	<b>243</b>	<b>2,166</b>	<b>2.79</b>	<b>.899</b>

## TOMAS POPPERLE

Selected 131st overall in the 2005 Draft.

Year	GP	MIN	W	L	OT	SO	GA	SV	GAA	SV%
2006-07	2	44	0	0	0	0	1	13	1.35	.928
<b>Total</b>	<b>2</b>	<b>44</b>	<b>0</b>	<b>0</b>	<b>0</b>	<b>0</b>	<b>1</b>	<b>13</b>	<b>1.35</b>	<b>.928</b>

## MARTIN PRUSEK

Signed as a free agent on Aug. 4, 2005.

Year	GP	MIN	W	L	OT	SO	GA	SV	GAA	SV%
2005-06	9	373	3	3	0	0	20	145	3.21	.879
<b>Total</b>	<b>9</b>	<b>373</b>	<b>3</b>	<b>3</b>	<b>0</b>	<b>0</b>	<b>20</b>	<b>145</b>	<b>3.21</b>	<b>.879</b>

## CURTIS SANFORD

Signed as a free agent on July 1, 2011.

Year	GP	MIN	W	L	OT	SO	GA	SV	GAA	SV%
2011-12	36	1,983	10	18	4	1	86	885	2.60	.911
<b>Total</b>	<b>36</b>	<b>1,983</b>	<b>10</b>	<b>18</b>	<b>4</b>	<b>1</b>	<b>86</b>	<b>885</b>	<b>2.60</b>	<b>.911</b>

## DANIIL TARASOV

Selected 86th overall in the 2017 Draft.

Year	GP	MIN	W	L	OT	SO	GA	SV	GAA	SV%
2021-22	4	175	0	2	0	0	7	104	2.40	.937
2022-23	17	874	4	11	1	0	57	471	3.91	.892
<b>Total</b>	<b>21</b>	<b>1,049</b>	<b>4</b>	<b>13</b>	<b>1</b>	<b>0</b>	<b>64</b>	<b>575</b>	<b>3.16</b>	<b>.915</b>

## RON TUGNUTT

Signed as a free agent on July 4, 2000. Traded to Dallas with a second round pick in the 2002 Draft for a first round pick in the 2002 Draft on June 17, 2002.

Year	GP	MIN	W	L	OT	SO	GA	SV	GAA	SV%
2000-01	53	3,129	22	25	5	4	127	1,401	2.44	.917
2001-02	44	2,502	12	27	3	2	119	1,076	2.85	.900
<b>Total</b>	<b>97</b>	<b>5,631</b>	<b>34</b>	<b>52</b>	<b>8</b>	<b>6</b>	<b>246</b>	<b>2,477</b>	<b>2.62</b>	<b>.910</b>

## VEINI VEHVILAINEN

Selected 173rd overall at the 2018 NHL Draft. Traded to Toronto for D Mikko Lehtonen on Mar. 12, 2021.

Year	GP	MIN	W	L	OT	SO	GA	SV	GAA	SV%
2020-21	1	11	0	0	0	0	1	3	5.63	.750
<b>Total</b>	<b>1</b>	<b>11</b>	<b>0</b>	<b>0</b>	<b>0</b>	<b>0</b>	<b>1</b>	<b>3</b>	<b>5.63</b>	<b>.750</b>

## ALLEN YORK

Selected 158th overall in the 2007 Draft.

Year	GP	MIN	W	L	OT	SO	GA	SV	GAA	SV%
2011-12	11	417	3	2	0	0	16	183	2.30	.919
<b>Total</b>	<b>11</b>	<b>417</b>	<b>3</b>	<b>2</b>	<b>0</b>	<b>0</b>	<b>16</b>	<b>183</b>	<b>2.30</b>	<b>.919</b>

## PLAYERS WITH MULTIPLE STINTS AS BLUE JACKETS

### MARKO DANO, LW

Acquired

2013 NHL Draft

Signed Aug. 8, 2019

Year(s) Played

2014-15

2019-20

Totals

8-13-21 in 35 GP

0-0-0 in 3 GP

### ANDERS ERIKSSON, D

Acquired

Signed Oct. 10, 2003

Signed July 1, 2006

Year(s) Played

2003-04

2006-07

Totals

7-20-27 in 66 GP

0-23-23 in 79 GP

### AARON JOHNSON, D

Acquired

2001 NHL Draft

Signed July 5, 2011

Year(s) Played

2003-07

2011-12

Totals

7-19-26 in 116 GP

3-13-16 in 56 GP

### MARK LETESTU, C

Acquired

Trade (PIT) Nov. 8, 2011

Trade (NSH) Feb. 25, 2018

Year(s) Played

2011-15

2017-19

Totals

43-55-98 in 233 GP

1-3-4 in 22 GP

### JAMIE PUSHOR, D

Acquired

2000 Expansion Draft

Signed Dec. 10, 2003

Signed Oct. 1, 2005

Year(s) Played

2000-02

2003-04

2005-06

Totals

3-16-19 in 136 GP

0-0-0 in 7 GP

1-2-3 in 4 GP

### GEOFF SANDERSON, LW

Acquired

2000 Expansion Draft

Waivers (VAN) June 28, 2004

Year(s) Played

2000-04

2005-06

Totals

88-80-168 in 259 GP

0-0-0 in 2 GP

### JAKUB VORACEK, RW

Acquired

2007 NHL Draft

Trade (PHI) July 24, 2021

Year(s) Played

2008-11

2021-23

Totals

39-95-134 in 241 GP

7-61-68 in 90 GP

### DERRICK WALSER, D

Acquired

Signed Sept. 17, 2001

Trade (CAR) Nov. 29, 2006

Year(s) Played

2001-04

2006-07

Totals

6-21-27 in 82 GP

2-0-2 in 9 GP





- 1**  
J.F. Labbe, 2001-02  
Tomas Popperle, 2006-07  
Steve Mason, 2008-13
- 2**  
Anders Eriksson, 2003-04;  
2006-07  
Kris Russell, 2007-08  
Nate Guenin, 2010-11  
Andrew Bodnarchuk, 2015-16  
Andrew Peeke, 2019-
- 3**  
Frantisek Kucera, 2000-01  
Jaroslav Spacek, 2001-04  
Marc Methot, 2008-12  
Jordan Leopold, 2014-15  
Seth Jones, 2015-21
- 4**  
Lyle Odelein, 2000-02  
Bryan Berard, 2005-07  
Clay Wilson, 2007-09  
Nathan Paetsch, 2009-10  
Sami Lepisto, 2010-11  
John Moore, 2011-13  
Kevin Connauton, 2014-16  
Scott Harrington, 2017-22  
Vladislav Gavrikov, 2022-23
- 5**  
Jamie Pushor, 2000-02; 2005-06  
Darryl Sydor, 2003-04  
Christian Backman, 2008-09  
Aaron Johnson, 2011-12  
Jack Skille, 2013-14  
Gavin Bayreuther, 2021-22
- 6**  
Jamie Heward, 2000-02  
Jamie Pushor, 2003-04  
Ron Hainsey, 2005-08  
Anton Stralman, 2009-11  
Nikita Nikitin, 2011-14  
Adam Clendening, 2018-21  
Billy Sweezey, 2022-
- 7**  
Deron Quint, 2000-02  
Scott Lachance, 2002-04  
John Moore, 2010-11  
Jeff Carter, 2011-12  
Jack Johnson, 2011-18  
Gavin Bayreuther, 2020-21  
Sean Kuraly, 2021-
- 8**  
Geoff Sanderson, 2000-06  
Jan Hejda, 2007-10  
Maksim Mayorov, 2011-12  
Nathan Horton, 2013-15  
Zach Werenski, 2016-
- 9**  
David Vyborny, 2000-08  
Scottie Upshall, 2010-11  
Colton Gillies, 2011-13  
Jeremy Morin, 2014-15  
Gregory Campbell, 2015-16  
Artemi Panarin, 2017-19
- 10**  
Serge Aubin, 2000-02  
Trevor Letowski, 2003-06  
Duvie Westcott, 2006-08  
Kris Russell, 2008-11  
Mark Letestu, 2012-13  
Marian Gaborik, 2013-14  
Jack Skille, 2014-15  
Alexander Wennberg, 2016-20
- 11**  
Kevin Dineen, 2000-03  
Curtis Glencross, 2007-08  
Craig MacDonald, 2008-09  
Chris Clark, 2009-11  
Matt Calvert, 2010-18  
Kevin Stenlund, 2018-22
- 12**  
Ted Drury, 2000-01  
Sean Pronger, 2001-02  
Mathieu Darche, 2002-03  
Jiri Novotny, 2007-09  
Mike Blunden, 2009-11  
Ryan Craig, 2013-15
- 13**  
Nikolai Zherdev, 2003-08  
Cam Atkinson, 2011-21  
Kent Johnson, 2021-22  
Johnny Gaudreau, 2022-
- 14**  
Ray Whitney, 2000-03  
Greg Mauldin, 2003-04  
Raffi Torres, 2008-10  
Grant Clitsome, 2010-12  
Blake Comeau, 2013-14  
Jordan Schroeder, 2017-18  
Dean Kukan, 2018-19  
Gus Nyquist, 2019-23
- 15**  
Mike Maneluk, 2000-01  
Kent McDonell, 2002-03  
Duvie Westcott, 2003-06  
Derek Dorsett, 2008-13  
Nick Schultz, 2013-14  
Jakob Lilja, 2019-20  
Michael Del Zotto, 2020-21  
Gavin Bayreuther, 2022-23
- 16**  
Mike Sillinger, 2001-03  
Alexander Svitov, 2003-04;  
2006-07  
Derick Brassard, 2007-13
- Max Domi, 2020-22  
Brendan Gaunce, 2022-
- 17**  
Steve Maltais, 2000-01  
Paul Manning, 2002-03  
Tomi Kallio, 2002-03  
David Ling, 2003-04  
Gilbert Brule, 2005-08  
Andrew Murray, 2008-11  
Mark Letestu, 2011-12  
Brandon Dubinsky, 2012-21  
Justin Danforth, 2021-
- 18**  
Robert Kron, 2000-02  
Zenith Komarniski, 2003-04  
Geoff Platt, 2005-06  
R.J. Umberger, 2008-14  
David Clarkson, 2014-15  
Rene Bourque, 2015-16  
Pierre-Luc Dubois, 2017-21  
Lane Pederson, 2022-23
- 19**  
Mathieu Darche, 2000-02  
Sean Pronger, 2002-03  
Joe Motzko, 2003-04  
Brian Holzinger, 2003-04  
Alexandre Picard, 2005-07  
Michael Peca, 2007-09  
Ethan Moreau, 2010-11  
Ryan Johansen, 2011-16  
Ryan Dzingel, 2018-19  
Liam Foudy, 2019-
- 20**  
Martin Spanhel, 2000-02  
Lasse Pirjeta, 2002-04  
Michael Rupp, 2005-06  
Curtis Glencross, 2006-07  
Kristian Huselius, 2008-12  
Tim Erixon, 2013-2014  
William Karlsson, 2014-15  
Brandon Saad, 2015-17  
Riley Nash, 2018-21
- 21**  
Espen Knutsen, 2000-04  
Radoslav Suchy, 2005-06  
Alexandre Picard, 2007-10  
James Wisniewski, 2011-15  
Kerby Rychel, 2015-16  
Josh Dunne, 2020-
- 22**  
Chris Nielsen, 2000-02  
Luke Richardson, 2002-06  
Mike Commodore, 2008-11  
Vinny Prospal, 2011-13  
Sonny Milano, 2015-20  
Jake Bean, 2021-
- 23**  
Kevin Dahl, 2000-01  
Alex Selivanov, 2000-01  
Derrick Walser, 2001-04; 2006-07  
Dick Tarnstrom, 2007-08  
Milan Jurcina, 2009-10  
Tom Sestito, 2009-11  
Andrew Joudrey, 2011-12  
Brett Lebda, 2011-12  
Matt Frattin, 2013-14  
Brian Gibbons, 2014-15  
David Clarkson, 2015-17  
Ian Cole, 2017-18  
Stefan Matteau, 2019-21  
Brendan Gaunce, 2021-22  
Jake Christiansen, 2022-
- 24**  
Michael Gaul, 2000-01  
Hannes Hyvonen, 2002-03  
Todd Rohloff, 2003-04  
Francois Beauchemin, 2005-06  
Cam Severson, 2005-06  
Kris Beech, 2007-08  
Aaron Rome, 2008-09  
Derek MacKenzie, 2009-14  
Nathan Gerbe, 2017-21  
Mathieu Olivier, 2022-
- 25**  
Bruce Gardiner, 2000-01  
Andrew Cassels, 2002-04  
Jason Chimera, 2005-10  
Kyle Wilson, 2010-11  
Ryan Russell, 2011-12  
Luke Adam, 2014-15  
William Karlsson, 2015-17  
Mikhail Grigorenko, 2020-21
- 26**  
Andrej Nedorost, 2001-03  
Todd Marchant, 2003-06  
Derek MacKenzie, 2007-09  
Samuel Pahlsson, 2009-12  
Corey Tropp, 2013-15  
Kyle Quincey, 2016-17  
Thomas Vanek, 2017-18  
Zac Dalpe, 2020-21
- 27**  
Blake Sloan, 2000-02  
Darren Van Impe, 2002-03  
Manny Malhotra, 2003-09  
Ryan Murray, 2013-20  
Adam Boqvist, 2021-
- 28**  
Tyler Wright, 2000-06  
Zenon Konopka, 2006-08  
Nikita Filatov, 2008-11  
Frédéric St-Denis, 2014-15  
Oliver Bjorkstrand, 2015-22
- 29**  
Krzysztof Oliwa, 2000-01  
Cody Goloubeff, 2014-16  
Lauri Korpikoski, 2016-17  
Zac Dalpe, 2017-20  
Patrik Laine, 2020-
- 30**  
Marc Denis, 2000-06  
Fredrik Norrena, 2006-08  
Curtis Sanford, 2011-12  
Mike McKenna, 2013-14  
Curtis McElhinney, 2014-17  
Jean-Francois Berube, 2021-22
- 31**  
Ron Tugnutt, 2000-02  
Pascal Leclaire, 2003-08  
David LeNeveu, 2010-11  
Shawn Hunwick, 2011-12  
Curtis McElhinney, 2013-2014  
Anton Forsberg, 2014-17  
Michael Hutchinson, 2022-23
- 32**  
Radim Bicanek, 2000-02  
Kent McDonell, 2003-04  
Cale Hulse, 2005-06  
Mathieu Garon, 2009-11  
Cody Bass, 2011-14  
Adam Cracknell, 2014-15  
Rene Bourque, 2014-15  
Jake Christiansen, 2021-22  
Jon Gillies, 2022-23
- 33**  
Petteri Nummelin, 2000-01  
Jamie Allison, 2001-03  
Jeremy Reich, 2003-04  
Fredrik Modin, 2006-10  
Tomas Kubalik, 2010-12  
Adrian Aucoin, 2012-13  
Markus Hannikainen, 2015-17
- 34**  
J.L. Grand-Pierre, 2000-04  
Dan LaCosta, 2007-08  
Dane Byers, 2011-12  
Nick Drazenovic, 2012-13  
Dana Tyrell, 2014-15  
Josh Anderson, 2015-17  
Cole Sillinger, 2021-23
- 35**  
J.F. Labbe, 2002-03  
Martin Prusek, 2005-06  
Ty Conklin, 2006-07  
Brian Boucher, 2006-07  
Jan Hejda, 2010-11  
Jeremy Smith, 2013-14



# ALL-TIME NUMERICAL ROSTER

## 36

Sean Selmser, 2000-01  
Don MacLean, 2003-04  
Mathieu Roy, 2009-10  
Jonathan Audy-Marchessault, 2012-14  
Michael Paliotta, 2015-16  
Zac Dalpe, 2017-18  
Jussi Jokinen, 2017-18  
Justin Richards, 2022-23

## 37

Mattias Timander, 2000-02  
Darrel Scoville, 2002-04  
Joe Motzko, 2005-07  
Darcy Campbell, 2006-07  
Sean Collins, 2014-15  
Markus Hannikainen, 2017-20

## 38

Blake Bellefeuille, 2001-03  
Jan Hrdina, 2005-06  
Andrej Nedorost, 2003-04  
Joakim Lindstrom, 2006-08  
Trevor Frischmon, 2009-10  
Boone Jenner, 2013-

## 39

Mike Pandolfo, 2003-04  
Steven Goertzen, 2005-07  
Greg Moore, 2009-10  
Michael Chaput, 2013-16  
Tyler Angle, 2022-

## 40

Bill Bowler, 2000-01  
Brad Moran, 2001-02  
Duvie Westcott, 2001-02  
Fred Brathwaite, 2003-04  
Jaroslav Balastik, 2005-07  
Jared Boll, 2007-16  
Daniil Tarasov, 2021-

## 41

Matt Davidson, 2000-03  
Brad Moran, 2003-04  
Ben Simon, 2005-06  
Adam Pineault, 2007-08  
Allen York, 2011-12  
Alexander Wennberg, 2014-16  
Hunter McKown, 2022-

## 42

Kevyn Adams, 2000-01  
Brett Harkins, 2001-02  
Duvie Westcott, 2002-03  
Mark Hartigan, 2003-06  
Chad Kolarik, 2009-11  
Artem Anisimov, 2012-15  
Alexandre Texier, 2018-

## 43

Jan Caloun, 2000-01  
David Ling, 2001-03  
Tom Sestito, 2007-08  
Maksim Mayorov, 2008-11  
Darryl Boyce, 2011-12  
Sean Collins, 2012-2014  
Scott Hartnell, 2014-17  
Mikko Lehtonen, 2020-21

## 44

Rostislav Klesla, 2000-04  
Peter Sarno, 2005-06  
Aaron Johnson, 2006-07  
Aaron Rome, 2007-08  
Grant Clitsome, 2009-10  
Justin Falk, 2014-16  
Taylor Chorney, 2017-18  
Vladislav Gavrikov, 2018-22  
Erik Gudbranson, 2022-

## 45

Jody Shelley, 2000-08  
Lukas Sedlak, 2016-19

## 46

Tim Jackman, 2003-04  
Filip Novak, 2006-07  
Tomas Kana, 2009-10  
Dean Kukan, 2015-18; 2019-2022  
Joonas Luoto, 2022-23

## 47

Aaron Johnson, 2003-07  
Geoff Platt, 2006-07  
Dalton Prout, 2011-17  
Marcus Bjork, 2022-

## 48

Cody Goloubeuf, 2011-14  
Calvin Thurkauf, 2019-20

## 49

Dan Fritsche, 2003-08  
Michael Leighton, 2013  
T.J. Tynan, 2016-17  
Ryan MacInnis, 2019-21

## 50

Joakim Lindstrom, 2005-06  
Antoine Vermette, 2008-12  
Eric Robinson, 2017-

## 51

Andy Delmore, 2005-06  
Andrew Murray, 2007-08  
Fedor Tyutin, 2008-16

## 52

Adam Foote, 2005-08  
Craig Rivet, 2010-11  
Kerby Rychel, 2014-15  
Emil Bemstrom, 2019-

## 53

Josh Anderson, 2014-15  
Gabriel Carlsson, 2016-22

## 54

Scott Harrington, 2016-17  
Adam McQuaid, 2018-19

## 55

Ole-Kristian Tollefsen, 2005-09  
Mark Lefestu, 2013-15; 2017-19  
John Ramage, 2015-17  
Carson Meyer, 2021-22  
David Jiricek, 2022-

## 56

Marko Dano, 2014-15; 2019-20

## 57

Steve Heinze, 2000-01

## 58

David Savard, 2011-21

## 59

Yegor Chinakhov, 2021-

## 61\*

Rick Nash, 2002-12  
\* Retired in 2022

## 62

Alex Broadhurst, 2017-19  
Samuel Knazko, 2022-

## 64

Tyler Motte, 2017-18  
Trey Fix-Wolansky, 2021-

## 65

Markus Nutivaara, 2016-20

## 70

Joonas Korpiasalo, 2015-23

## 71

Chris Clark, 2010-11  
Nick Foligno, 2012-21

## 72

Sergei Bobrovsky, 2012-19  
Carson Meyer, 2022-

## 73

Jet Greaves, 2022-

## 74

Devon Shore, 2019-20

## 75

Tim Berni, 2022-

## 77

Anson Carter, 2006-07  
Chris Gratton, 2008-09  
Josh Anderson, 2017-20  
Nick Blankenburg, 2021-

## 78

Mike York, 2008-09

## 80

Matiss Kivlenieks, 2019-21

## 81

Stanislav Svozil, 2022-

## 82

Mikael Pyyhtia, 2022-

## 86

Kirill Marchenko, 2022-

## 88

Kole Sherwood, 2018-21

## 89

Sam Gagner, 2016-17

## 90

Elvis Merzlikins, 2019-

## 91

Sergei Fedorov, 2005-08  
Anthony Duclair, 2018-19  
Kent Johnson, 2022-

## 93

Jakub Voracek, 2008-11, 2021-23

## 95

Matt Duchene, 2018-19

## 96

Jack Roslovic, 2020-

## 97

Rostislav Klesla, 2005-11

## PLAYERS WHO'VE WORN MULTIPLE NUMBERS

Josh Anderson	53, 34, 77	Joakim Lindstrom	50, 38
Gavin Bayreuther	7, 5, 15	David Ling	43, 17
Rene Bourque	32, 18	Derek MacKenzie	26, 24
Jake Christiansen	32, 23	Maksim Mayorov	43, 8
David Clarkson	18, 23	Kent McDonell	32, 15
Chris Clark	11, 71	Curtis McElhinney	31, 30
Grant Clitsome	44, 14	John Moore	7, 4
Sean Collins	43, 37	Joe Motzko	19, 37
Mathieu Darche	19, 12	Andrew Murray	51, 17
Brendan Gaunce	23, 16	Andrej Nedorost	26, 38
Curtis Glencross	20, 11	Alexandre Picard	19, 21
Cody Goloubeuf	48, 29	Sean Pronger	12, 19
Markus Hannikainen	33, 37	Jamie Pushor	5, 6
Scott Harrington	54, 4	Aaron Rome	44, 24
Jan Hejda	8, 35	Kris Russell	2, 10
Aaron Johnson	47, 44, 5	Kerby Rychel	52, 21
Kent Johnson	13, 91	Tom Sestito	43, 23
William Karlsson	20, 25	Jack Skille	5, 10
Rostislav Klesla	44, 97	Alexander Wennberg	41, 10
Dean Kukan	46, 14	Duvie Westcott	40, 42, 15, 10
Mark Lefestu	17, 10, 55		





## 2023 DRAFT

June 28-29, Nashville, Tennessee (Bridgestone Arena)

Player	Position	Round	Overall	Team
Adam Fantilli	C	1	3	Michigan (Big 10)
Gavin Brindley	C	2	34	Michigan (Big 10)
William Whitelaw	RW	3	66	Youngstown (USHL)
Andrew Strathmann	D	4	98	Youngstown (USHL)
Luca Pinelli	C	4	114*	Ottawa (OHL)
Melvin Strahl	G	5	156@	MoDo (J20 Nationell)
Oiva Keskinen	C	7	194	Tappara (U20 SM-sarja)
Tyler Peddle	LW	7	224^	Drummondville (QMJHL)

\*Acquired from SEA via WPG @Acquired from MIN via BOS ^Acquired from VGK

## 2022 DRAFT

July 7-8, Montreal, Quebec (Bell Centre)

Player	Position	Round	Overall	Team
David Jiricek	D	1	6*	HC Plzen (Czechia)
Denton Mateychuk	D	1	12	Moose Jaw (WHL)
Luca Del Bel Belluz	C	2	44	Mississauga (OHL)
Jordan Dumais	RW	3	96@	Halifax (QMJHL)
Kirill Dolzhenkov	RW	4	109	Krasnaya Armiya (MHL)
Sergei Ivanov	G	5	138^	SKA St. Petersburg (MHL)
James Fisher	RW	7	203+	Belmont Hill (USHS)

\*Acquired from CHI @Acquired from TBL ^Acquired from BUF via VGK & SJS  
+Acquired from ANA

## 2021 DRAFT

July 23-24, Virtual Draft

Player	Position	Round	Overall	Team
Kent Johnson	C	1	5	Michigan (Big10)
Cole Sillinger	C	1	12*	Sioux Falls (USHL)
Corson Ceulemans	D	1	25@	Brooks (AJHL)
Stanislav Svazil	D	3	69	Brno (CzRep)
Guillaume Richard	D	4	101	Tri-City (USHL)
Nikolai Makarov	D	5	132^	CSKA 2 (Russia Jr.)
James Malatesta	LW	5	133	Quebec (QMJHL)
Ben Boyd	LW	6	165	Charlottetown (QMJHL)
Martin Rysavy	RW	7	197	Prerov (CzRep-2)

\*Acquired from CHI @Acquired from TOR ^Acquired from NJD

## 2020 DRAFT

Oct. 9-10, Virtual Draft

Player	Position	Round	Overall	Team
Yegor Chinakhov	RW	1	21	Omsk Jr (Russia Jr.)
Samuel Knazko	D	3	78*	TPS Jr. (Finland Jr.)
Mikael Pyyhtia	F	4	114	TPS Jr. (Finland Jr.)
Ole Julian Bjorgvik-Holm	D	5	145	Mississauga (OHL)
Samuel Johansson	D	6	176	Rogle BK (SHL)

\*Acquired from MTL

## 2019 DRAFT

June 21-22, Vancouver, British Columbia (Rogers Arena)

Player	Position	Round	Overall	Team
Eric Hjorth	D	4	104*	Linkoping Jr (SuperElit)
Dmitry Voronkov	F	4	114*	Kazan (Russia Jr.)
Tyler Angle	C	7	212	Windsor (OHL)

\*Acquired from FLA

## 2018 DRAFT

June 22-23, Dallas, Texas (American Airlines Center)

Player	Position	Round	Overall	Team
Liam Foudy	C	1	18	London (OHL)
Kirill Marchenko	RW	2	49	Khanty-Mansiysk (Russia Jr.)
Marcus Karlberg	LW	3	80	Leksand (SuperElit)
Tim Berni	D	6	159*	Zurich (NLA)
Veini Vehvilainen	G	6	173	Karpat (SHL)
Trey Fix-Wolansky	RW	7	204	Edmonton (WHL)

\* Acquired from DET

## 2017 DRAFT

June 23-24, Chicago, Illinois (United Center)

Player	Position	Round	Overall	Team
Alexandre Texier	C	2	45*	Grenoble (France)
Daniil Tarasov	G	3	86	Ufa (Russia Jr.)
Emil Bemstrom	C	4	117	Leksand (SuperElit)
Kale Howarth	LW	5	148	Trail (BCHL)
Jonathan Davidsson	RW	6	170@	Djurgardens IF (SHL)
Carson Meyer	RW	6	179	Miami-Ohio (NCHC)
Robbie Stucker	D	7	210	St. Thomas (Minn-HS)

\*Acquired from TBL via VGK @Acquired from NYI via CHI

## 2016 DRAFT

June 24-25, Buffalo, New York (First Niagara Center)

Player	Position	Round	Overall	Team
Pierre Luc-Dubois	LW/C	1	3	Cape Breton (QMJHL)
Andrew Peeke	D	2	34	Green Bay (USHL)
Vitaly Abramov	RW	3	65	Gatineau (QMJHL)
Peter Thome	G	6	155	Aberdeen (NAHL)
Calvin Thurkauf	C	7	185	Kelowna (WHL)

## 2015 DRAFT

June 26-27, Sunrise, Florida (BB&T Center)

Player	Position	Round	Overall	Team
Zach Werenski	D	1	8	Michigan (Big Ten)
Gabriel Carlsson	D	1	29*	Linkoping Jr. (SuperElit)
Paul Bittner	LW	2	38	Portland (WHL)
Kevin Stenlund	C	2	58@	HV71 Jr. (SuperElit)
Keegan Kolesar	RW	3	69	Seattle (WHL)
Sam Ruopp	D	5	129	Prince George (WHL)
Veeti Vainio	D	5	141^	Blues Jr. (Finland Jr.)
Vladislav Gavrikov	D	6	159	Yaroslavl (KHL)
Markus Nutivaara	D	7	189	Karpat (Finland)

\* Acquired from TOR @ Acquired from ANA ^ Acquired from MIN

## 2014 DRAFT

June 27-28, Philadelphia, Pennsylvania (Wells Fargo Center)

PLAYER	POSITION	ROUND	OVERALL	TEAM
Sonny Milano	LW	1	16	USNDP USHL
Ryan Collins	D	2	47	USNDP (USHL)
Elvis Merzlikins	G	3	76*	Lugano (Swiss-1)
Blake Siebenaler	D	3	77	Niagara (OHL)
Julien Pelletier	LW	4	107	Cape Breton (QMJHL)
Tyler Bird	RW	5	137	Kimball Union (USHS)
Olivier LeBlanc	D	7	197	Saint John (QMJHL)

\* Acquired from DET



# NHL DRAFT HISTORY

## 2013 DRAFT

June 30, Newark, New Jersey (Prudential Center)

PLAYER	POSITION	ROUND	OVERALL	TEAM
Alexander Wennberg	C	1	14	Djurgarden (SWE-1)
Kerby Rychel	LW	1	19*	Windsor (OHL)
Marko Dano	C	1	27@	Bratislava (KHL)
Dillon Heatherington	D	2	50^	Swift Current (WHL)
Oliver Bjorkstrand	RW	3	89^	Portland (WHL)
Nick Moutrey	C	4	105	Saginaw (OHL)
Marcus Soberg	LW	6	165	Frolunda (SWE Jr.)
Peter Quenneville	C	7	195	Dubuque (USHL)

\* Acquired from NYR @ Acquired from LAK ^ Acquired from PIT

## 2012 DRAFT

June 22-23, Pittsburgh, Pennsylvania (CONSOL Energy Center)

PLAYER	POSITION	ROUND	OVERALL	TEAM
Ryan Murray	D	1	2	Everett (WHL)
Oscar Dansk	G	2	31	Brynas Jr. (SuperElit)
Joonas Korpi	G	3	62	Jokerit Jr. (Finland Jr.)
Josh Anderson	LW	4	95*	London (OHL)
Daniel Zaar	RW	6	152	Rogle Jr. (Sweden Jr.)
Gianluca Curcuruto	D	7	182	Sault Ste. Marie (OHL)

\* Acquired from VAN

## 2011 DRAFT

June 24-25, St. Paul, Minnesota (Xcel Energy Center)

PLAYER	POSITION	ROUND	OVERALL	TEAM
Boone Jenner	C	2	37	Oshawa (OHL)
T.J. Tynan	C	3	66*	Notre Dame (CCHA)
Mike Reilly	D	4	98	St. Mary's (High-MN)
Seth Ambroz	RW	5	128	Omaha (USHL)
Lukas Sedlak	C	6	158	Ceske (Czech U-20)
Anton Forsberg	G	7	188	MODO Jr. (SuperElit)

\* Acquired from OTT

## 2010 DRAFT

June 25-26, Los Angeles, California (STAPLES Center)

PLAYER	POSITION	ROUND	OVERALL	TEAM
Ryan Johansen	C	1	4	Portland (WHL)
Dalton Smith	LW	2	34	Ottawa (OHL)
Petr Straka	RW	2	55*	Rimouski (QMJHL)
Brandon Archibald	D	4	94	Sault Ste. Marie (OHL)
Mathieu Corbeil	G	4	102@	Halifax (QMJHL)
Austin Madaisky	D	5	124	Kamloops (WHL)
Dalton Prout	D	6	154	Barrie (OHL)
Martin Ouellette	G	7	184	Kimball Union (High-NH)

\* Acquired from BUF @ Acquired from ANA

## 2009 DRAFT

June 26-27, Montreal, Quebec (Bell Centre)

PLAYER	POSITION	ROUND	OVERALL	TEAM
John Moore	D	1	21*	Chicago (USHL)
Kevin Lynch	C	2	56@	USA U-18 (USDP)
David Savard	D	4	94#	Moncton (QMJHL)
Thomas Larkin	D	5	137	Exeter (USHS-NH)
Anton Blomqvist	D	6	167	Malmo Jr. (Sweden Jr.)
Kyle Neuber	RW	7	197	Mississauga (OHL)

\* Acquired from ANA @ Acquired from NYI #Acquired from COL

## 2008 DRAFT

June 20-21, Ottawa, Ontario (Scotiabank Place)

PLAYER	POSITION	ROUND	OVERALL	TEAM
Nikita Filatov	LW	1	6	CSKA (RUS)
Cody Goloubeff	D	2	37	Wisconsin (WCHA)
Steven Delisle	D	4	107*	Gatineau (QMJHL)
Drew Olson	D	4	118@	Brainerd (USHS)
Matt Calvert	LW	5	127	Brandon (WHL)
Tomas Kubalik	C/RW	5	135#	Plzen (CZE)
Brent Regner	D	5	137*	Vancouver (WHL)
Cam Atkinson	RW	6	157	Avon Old Farms (USHS)
Sean Collins	LW	7	187	Waywayseecappo (MJHL)

\* Acquired from BOS @ Acquired from PHI # Acquired fro CAR

## 2007 DRAFT

June 22-23, Columbus, Ohio (Nationwide Arena)

PLAYER	POSITION	ROUND	OVERALL	TEAM
Jakub Voracek	RW	1	7	Halifax (QMJHL)
Stefan Legein	RW	2	37	Niagara (OHL)
Will Weber	D	2	53*	Gaylord, MI (USHS)
Jake Hansen	RW/LW	3	68	Sioux Falls (USHL)
Maksim Mayorov	RW/LW	4	94@	Leninogorsk (Russia)
Allen York	G	6	158	Camrose (AJHL)
Trent Vogelhuber	RW	7	211#	St. Louis (NAHL)

\* Acquired from SJS @ Acquired from DAL # Acquired from ANA (conditional)

## 2006 DRAFT

June 24, Vancouver, British Columbia (General Motors Place)

PLAYER	POSITION	ROUND	OVERALL	TEAM
Derick Brassard	C	1	6	Drummondville (QMJHL)
Steve Mason	G	3	69	London (OHL)
Tom Sestito	LW	3	85	Plymouth (OHL)
Ben Wright	D	4	113*	Lethbridge (WHL)
Robert Nyholm	D	5	129	IFK Jr. (Finland)
Nick Sucharski	LW	5	136@	Michigan State (CCHA)
Maxime Frechette	D	5	142#	Drummondville (QMJHL)
Jesse Dudas	D	6	159	Prince George (WHL)
Derek Dorsett	RW	7	189	Medicine Hat (WHL)
Matt Marquardt	LW	7	194^	Moncton (QMJHL)

\* Acquired from SJS @ Acquired from LAK # Acquired from ANA

^ Acquired from TOR

## 2005 DRAFT

June 30, Ottawa, Ontario (Westin Hotel)

PLAYER	POSITION	ROUND	OVERALL	TEAM
Gilbert Brule	C	1	6	Vancouver (WHL)
Adam McQuaid	D	2	55	Sudbury (OHL)
Kris Russell	D	3	67	Medicine Hat (WHL)
Jared Boll	RW	4	101*	Lincoln (USHL)
Tomas Popperle	G	5	131	Sparta (Czech)
Derek Reinhart	D	6	177+	Regina (WHL)
Kirill Starkov	C	6	189	Frolunda Jr. (Sweden)
Trevor Hendriks	D	7	201	Peterborough (OHL)

\* Acquired from CAR + Acquired from PHX





## 2004 DRAFT

June 26-27, Raleigh, North Carolina (RBC Center)

PLAYER	POSITION	ROUND	OVERALL	TEAM
Alexandre Picard	LW	1	8*	Lewiston (QMJHL)
Adam Pineault	RW	2	46+	Boston College (HEA)
Kyle Wharton	D	2	59*	Ottawa (OHL)
Dan LaCosta	G	3	93#	Owen Sound (OHL)
Andrey Plekhanov	D	3	96	Nizhnekamsk 2 (Russia)
Petr Pohl	RW	5	133	Gatineau (QMJHL)
Rob Page	D	6	167	Blake School (USHS)
Lennart Petrell	C	6	190@	IFK Jr. (Finland)
Justin Vienneau	D	7	198	Shawinigan (WMJHL)
Brian McGuirk	LW	8	231	Gov.DrummerAca. (USHS)
Matt Greer	LW	8	233-	White Bear Lake (USHS)
Grant Clifsome	D	9	271 ^	Nepean (CJHL)

\* Acquired from CAR # Acquired from VAN + Acquired from CGY - Acquired from NYR @ Acquired from BOS ^ Acquired from LAK

## 2003 DRAFT

June 21-22, Nashville, Tennessee (Gaylord Entertainment Center)

PLAYER	POSITION	ROUND	OVERALL	TEAM
Nikolai Zherdev	RW	1	4	CSKA (Russia)
Dan Fritsche	C	2	46*	Sarnia (OHL)
Dmitry Kosmachov	D	3	71	CSKA (Russia)
Kevin Jarman	LW	4	103#	Stouffville (Ont. Jr. A)
Philippe Dupuis	C	4	104	Hull (QMJHL)
Arsi Piiapanen	RW	5	138+	Jokerit (Finland)
Marc Methot	D	6	168+	London (OHL)
Alexander Guskov	D	7	200	Yaroslavl (Russia)
Mathieu Gravel	LW	8	233	Shawinigan (QMJHL)
Trevor Hendrikk	D	9	283^	Peterborough (OHL)

\* Acquired from CHI # Acquired from PIT + Acquired from CAR ^ Acquired from LAK

## 2002 DRAFT

June 22-23, Toronto, Ontario (Air Canada Centre)

PLAYER	POSITION	ROUND	OVERALL	TEAM
Rick Nash	LW	1	1*	London (OHL)
Joakim Lindstrom	LW/RW	2	41#	MODO (Sweden)
Ole-Kristian Tollefsen	D	3	65	Lillehammer (Norway)
Jeff Genov	LW	3	96#	Des Moines (USHL)
Ivan Tkachenko	LW	4	98	Yaroslavl (Russia)
Jekabs Redlins	D	4	119+	Apple Core, N.Y. (EJHL)
Lasse Pirjeta	LW/C	5	133	Karpat (Finland)
Tim Konsorada	RW	6	168	Brandon (WHL)
Jaroslav Balastik	RW	6	184^	Zlin (Czech)
Greg Mauldin	C	7	199	UMass-Amherst (HEA)
Steven Goertzen	RW	7	225^	Seattle (WHL)
Jaroslav Kracki	RW	8	231	Plzen Jr. (Czech)
Sergei Mozyakin	LW	9	263*	CSKA (Russia)

\* Acquired fro FLA # Acquired from ATL + Acquired from NYI ^ Acquired from PHI

## 2001 DRAFT

June 23-24, Sunrise, Florida (National Car Rental Center)

PLAYER	POSITION	ROUND	OVERALL	TEAM
Pascal Leclaire	G	1	8	Montreal (QMJHL)
Tim Jackman	RW	2	38	Minn-Mankato (WCHA)
Kiel McLeod	C	2	53*	Kelowna (WHL)
Aaron Johnson	D	3	85*	Rimouski (QMJHL)
Per Mars	C	3	87#	Brynäs (Sweden)
Cole Jarrett	D	5	141	Plymouth (OHL)
Justin Aikins	C	6	173	Langley (BCJHL)
Artem Vostrikov	C	6	187+	Togliatti (Russia Jr.)
Raffaele Sannitz	C	7	204	Lugano (Switz.)
Ryan Bowness	RW	8	236	Brampton (OHL)
Andrew Murray	C	8	242	Selkirk (MJHL)

\* Acquired from SJS via MTL # Acquired from BUF + Acquired from PIT

## 2000 ENTRY DRAFT

June 24-25, Calgary, Alberta (Saddledome)

PLAYER	POSITION	ROUND	OVERALL	TEAM
Rostislav Klesla	D	1	4	Brampton (OHL)
Ben Knopp	RW	3	69	Moose Jaw (WHL)
Petteri Nummelin	D	5	133	HC Davos (Switz.)
Scott Heffernan	D	5	138*	Sarnia (OHL)
Tyler Kolarik	C	5	150	Deerfield Academy (USHSE)
Shane Bendera	G	6	169	Red Deer (WHL)
Janne Jokila	LW	7	200	TPS (Finland)
Peter Zingoni	C	8	231	New England (EJHL)
Martin Paroulek	LW	9	278#	Vsetin HC (Czech)
Andrej Nedorost	C	9	286+	ESC Essen (Germany)
Louis Mandeville	D	9	292^	Rouyn-Noranda (QMJHL)

\* Acquired from BOS # Acquired from SJS + Acquired from FLA ^ Acquired from DET



## 2000 EXPANSION DRAFT

June 23, 2000 (Calgary, Alberta)

GOALTENDERS	PICK	OVERALL	TEAM
Rick Tabaracci	1	1	Colorado
Frederic Chabot	2	4	Montreal
Dwayne Roloson	3	5	Buffalo

DEFENSEMEN	PICK	OVERALL	TEAM
Mattias Timander	1	2	Boston
Bert Robertsson	2	3	Edmonton
Tommi Rajamaki	3	5	Toronto
Jamie Pushor	4	8	Dallas
Lyle Odelein	5	10	Phoenix
Radim Bicanek	6	11	Chicago
Mathieu Schneider	7	13	NY Rangers
Jonas Andersson-Junkka	8	16	Pittsburgh

FORWARDS	PICK	OVERALL	TEAM
Geoff Sanderson	1	1	Buffalo
Turner Stevenson	2	4	Montreal
Robert Kron	3	6	Carolina
Steve Heinze	4	7	Boston
Tyler Wright	5	9	Pittsburgh
Keryn Adams	6	12	Toronto
Dmitri Subbotin	7	14	NY Rangers
Dallas Drake	8	16	Phoenix
Bruce Gardiner	9	17	Tampa Bay
Barrie Moore	10	20	Washington
Martin Streit	11	22	Philadelphia
Kevin Dineen	12	23	Ottawa
Jeff Williams	13	25	New Jersey

### Additional Players

Sergei Luchinkin	1	2	Dallas
Ted Drury	2	4	NY Islanders



## GENERAL MANAGERS

Doug MacLean Feb. 11, 1998-April 19, 2007  
 Scott Howson June 15, 2007-Feb. 12, 2013  
 Jarmo Kekalainen Feb. 13, 2013-

## HEAD COACHES

COACH	TENURE	GAMES	W	L	T	OTL	PTS	PCTG.
Dave King	July 5, 2000-Jan. 7, 2003	204	64	106	21	13	162	.397
Doug MacLean	Jan. 7, 2003-Jan. 1, 2004	79	24	43	8	4	60	.380
Gerard Gallant	Jan. 1, 2004-Nov. 13, 2006	142	56	76	4	6	122	.430
Gary Agnew (Interim)	Nov. 14, 2006-Nov. 22, 2006	5	0	4	0	1	1	.100
Ken Hitchcock	Nov. 22, 2006-Feb. 3, 2010	284	125	123	0	36	286	.504
Claude Noel (Interim)	Feb. 3, 2010-Apr. 9, 2010	24	10	8	0	6	26	.542
Scott Arniel	June 8, 2010-Jan. 9, 2012	123	45	60	0	18	108	.439
Todd Richards	Jan. 9, 2012-Oct. 21, 2015	260	127	112	0	21	275	.529
John Tortorella	Oct. 21, 2015-May 9, 2021	447	227	166	0	54	508	.568
Brad Larsen	June 10, 2021-Apr. 15, 2023	82	37	38	0	7	81	.494
Mike Babcock	July 1, 2023-Sept. 17, 2023	...	...	...	...	...	...	...
Pascal Vincent	Sept. 17, 2023-	...	...	...	...	...	...	...

## ASSISTANT COACHES

Newell Brown	2000-Jan. 6, 2004	Craig Hartsburg (associate)	2012-16
Gerard Gallant	2000-Jan. 1, 2004	Keith Acton	2012-13
Rick Wamsley (goaltenders)	2000-06	Brad Larsen	2014-21
Dean Blais	2004-06	Kenny McCudden	2015-23
Gord Murphy	2002-10	Brad Shaw	2016-21
Gary Agnew	2006-10	Jared Boll (development)	2018-
Clint Malarchuk (goaltenders)	2006-09	Manny Legace (goaltenders)	2018-23
Claude Noel	2007-10	Paul MacLean	2019-20
Dave Rook (goaltenders)	2009-11	Pascal Vincent (associate)	2021-23
Bob Boughner	2010-11	Steve McCarthy	2021-
Brad Berry	2010-12	Nik Backstrom (goaltenders)	2023-
Todd Richards	2011-12	Mark Recchi	2023-
Dan Hinote	2010-14	Josef Boumedienne	2023-
Ian Clark (goaltenders)	2011-18		

## TEAM CAPTAINS

Lyle Odelein	2000-02
Ray Whitney	2002-03
Luke Richardson	2003-05
Adam Foote	2005-08
Rick Nash	2008-12
Nick Foligno	2015-21
Boone Jenner	2021-

## ALTERNATE CAPTAINS

Geoff Sanderson	2000-04	Ethan Moreau	2010-11
Tyler Wright	2000-02, 2003-04	Jeff Carter	2011-12
Luke Richardson	2002-03	Derek Dorsett	2011-12
Andrew Cassels	2003-04	Vinny Prospal	2011-12
Todd Marchant	2003-04	James Wisniewski	2011-12
Darryl Sydor	2003-04	Adrian Aucoin	2012-13
Adam Foote	2005-06	Brandon Dubinsky	2012-17
Rick Nash	2005-08	Jared Boll	2012-15
David Vyborny	2005-08	Jack Johnson	2012-15, 2017-18
Sergei Fedorov	2005-08	Mark Letestu	2013-15
Manny Malhotra	2008-09	Boone Jenner	2015-21
Michael Peca	2008-09	Cam Atkinson	2018-21
Rostislav Klesla	2008-10	Seth Jones	2018-21
Fredrik Modin	2008-10	Oliver Bjorkstrand	2021-22
R.J. Umberger	2009-12	Gustav Nyquist	2021-23
Antoine Vermette	2009-12	Zach Werenski	2021-
		Johnny Gaudreau	2022-23
		Sean Kuraly	2022-
		Erik Gudbranson	2023-





## FIRST GAME

**Home -** Oct. 7, 2000 vs. Chicago  
**Road -** Oct. 12, 2000 at Calgary

## OPENING NIGHT ROSTER

NO.	PLAYER	POSITION
3	Frantisek Kucera	Defense
4	Lyle Odelein	Defense
5	Jamie Pushor	Defense
6	Jamie Heward	Defense
8	Geoff Sanderson	Left Wing
9	David Vyborny	Right Wing
10	Serge Aubin	Center
11	Kevin Dineen	Right Wing
12	Ted Drury	Center
17	Steve Maltais	Left Wing
18	Robert Kron	Center
21	Espen Knutsen (Injured)	Center
25	Bruce Gardiner	Right Wing
28	Tyler Wright	Center
29	Krzysztof Oliwa	Left Wing
30	Marc Denis	Goaltender
31	Ron Tugnutt	Goaltender
32	Radim Bicanek	Defense
33	Petteri Nummelin	Defense
34	Jean-Luc Grand-Pierre	Defense
37	Mattias Timander	Defense
42	Kevyn Adams	Center
43	Jan Caloun	Right Wing
44	Rostislav Klesla	Defense
57	Steve Heinze	Right Wing

## FIRST STARTING LINEUP

**Center:** Robert Kron  
**Left Wing/Right Wing:** Geoff Sanderson / Steve Heinze  
**Defense:** Lyle Odelein / Mattias Timander  
**Goaltender:** Ron Tugnutt

## FIRST WIN

**Home -** Oct. 27, 2000 vs. Washington (3-1)  
**Road -** Oct. 12, 2000 at Calgary (3-2)

## FIRST LOSS

**Home -** Oct. 7, 2000 vs. Chicago (3-5)  
**Road -** Oct. 14, 2000 at Colorado (1-3)

## FIRST TIE

**Home -** Dec. 21, 2000 vs. Ottawa (3-3)  
**Road -** Nov. 4, 2000 at Ottawa (2-2)

## FIRST OVERTIME WIN

**Home -** Dec. 8, 2000 vs. Boston (3-2)  
**Road -** Mar. 9, 2001 at Florida (7-6)

## FIRST OVERTIME LOSS

**Home -** Oct. 22, 2000 vs. Detroit (1-2)  
**Road -** Dec. 13, 2000 at Anaheim (4-5)

## FIRST SHOOTOUT WIN

**Home -** Oct. 28, 2005 vs. Minnesota (2-1)  
 G - Martin Prusek, 7 saves, 8 attempts  
**Road -** Nov. 30, 2005 at Minnesota (1-0)  
 G - Pascal Leclaire, 3 saves, 3 attempts

## FIRST SHOOTOUT LOSS

**Home -** Nov. 22, 2006 vs. St. Louis (0-1)  
 G - Pascal Leclaire, 3 saves, 4 attempts  
**Road -** Dec. 20, 2005 at Detroit (1-2)  
 G - Pascal Leclaire, 0 saves, 2 attempts

## FIRST GOAL

**Home -** Bruce Gardiner (Krzysztof Oliwa, Kevyn Adams) at 7:34 of 1st period vs. Chicago's Jocelyn Thibault on Oct. 7, 2000  
**Road -** Rostislav Klesla (Serge Aubin, Kevin Dineen) at 2:25 of 1st period at Calgary's Mike Vernon on Oct. 12, 2000

## FIRST GOAL AGAINST

**Home -** Reto Von Arx at 6:10 of 2nd period against Ron Tugnutt vs. Chicago on Oct. 7, 2000  
**Road -** Jarome Iginla at 10:10 of 1st period against Ron Tugnutt at Calgary on Oct. 12, 2000

## FIRST GOAL BY DEFENSEMAN

**Home -** Rostislav Klesla (Robert Kron, Mattias Timander) at 14:33 of 3rd period vs. San Jose's Evgeni Nabokov on Oct. 25, 2000  
**Road -** Rostislav Klesla (Serge Aubin, Kevin Dineen) at 2:25 of 1st period at Calgary's Mike Vernon on Oct. 12, 2000

## FIRST POWER PLAY GOAL

**Home -** Tyler Wright (Petteri Nummelin, Mattias Timander) at 2:19 of 3rd period vs. Los Angeles on Oct. 9, 2000  
**Road -** David Vyborny (Jamie Heward, Tyler Wright) at 17:43 of 1st period at Colorado on Oct. 14, 2000

## FIRST SHORTHANDED GOAL

**Home -** Jamie Pushor (Serge Aubin, Kevyn Adams) at 7:32 of 2nd period vs. Vancouver on Nov. 19, 2000  
**Road -** Robert Kron (Jamie Pushor) at 0:43 of OT at Florida on Mar. 9, 2001

## FIRST GAME-WINNING GOAL

**Home -** Jamie Heward (Petteri Nummelin, Tyler Wright) at 6:37 of 1st period vs. Washington on Oct. 27, 2000  
**Road -** Kevyn Adams (David Vyborny) at 4:13 of 3rd period at Calgary on Oct. 12, 2000

## FIRST GAME-TYING GOAL

**Home -** Serge Aubin (Kevin Dineen, Bruce Gardiner) at 5:12 of 3rd period vs. Ottawa on Dec. 21, 2000  
**Road -** Tyler Wright (Jamie Pushor, Steve Heinze) at 10:22 of 3rd period at Toronto on Feb. 14, 2001

## FIRST EMPTY NET GOAL

**Home -** Serge Aubin (Kevyn Adams, Steve Heinze) at 19:40 of 3rd period vs. Los Angeles on Oct. 31, 2000  
**Road -** Serge Aubin (Steve Heinze, Bruce Gardiner) at 19:52 of 3rd period at NY Islanders on Dec. 23, 2000

## FIRST OVERTIME GOAL

**Home -** Geoff Sanderson (Frantisek Kucera, Lyle Odelein) at 4:51 of OT vs. Boston on Dec. 8, 2000  
**Road -** Robert Kron (Jamie Pushor) at 0:43 of OT at Florida on Mar. 9, 2001

## FIRST SHOOTOUT GOAL

**Home -** Mark Hartigan (against Dwayne Roloson, 3rd round) vs. Minnesota on Oct. 28, 2005  
**Road -** Jaroslav Balastik (against Manny Fernandez, 3rd round) at Minnesota on Nov. 30, 2005



## FIRST SHOOTOUT GAME-WINNING GOAL

**Home -** Trevor Letowski (against Dwayne Roloson, 3rd round) vs. Minnesota on Oct. 28, 2005  
**Road -** Jaroslav Balastik (against Manny Fernandez, 3rd round) at Minnesota on Nov. 30, 2005

## FIRST FACE-OFF

Robert Kron vs. Chicago's Alexei Zhamnov on Oct. 7, 2000 (won)

## FIRST SHOT ON GOAL

Keven Adams at 1:41 of 1st period vs. Chicago on Oct. 7, 2000

## FIRST MINOR PENALTY

Serge Aubin at 10:59 of 1st period vs. Chicago on Oct. 7, 2000 (Boarding)

## FIRST MAJOR PENALTY

Jamie Pushor at 17:14 of 2nd period vs. Chicago on Oct. 7, 2000 (Fighting Vandenbussche)

## FIRST MISCONDUCT PENALTY

Kevin Dineen at 20:00 of 3rd period at Colorado on Oct. 14, 2000 (Game)

## FIRST GOALTENDER WIN

**Home -** Marc Denis, 32 saves vs. Washington on Oct. 27, 2000 (3-1)  
**Road -** Ron Tugnutt, 19 saves at Calgary on Oct. 12, 2000 (3-2)

## FIRST GOALTENDER LOSS

**Home -** Ron Tugnutt, 20 saves vs. Chicago on Oct. 7, 2000 (3-5)  
**Road -** Marc Denis, 30 saves at Colorado on Oct. 14, 2000 (1-3)

## FIRST SHUTOUT WIN

**Home -** Ron Tugnutt, 31 saves vs. Minnesota on Jan. 15, 2001 (3-0)  
**Road -** Ron Tugnutt, 27 saves at Montreal on Dec. 18, 2000 (2-0)

## FIRST SHUTOUT AGAINST

**Home -** Trevor Kidd, 30 saves vs. Florida on Nov. 17, 2000 (0-3)  
**Road -** Ed Belfour, 14 saves at Dallas on Nov. 1, 2000 (0-4)

## FIRST MULTI-POINT GAME

**Home -** Serge Aubin (2g) vs. Los Angeles on Oct. 31, 2000  
**Road -** Keven Adams (2g) at Calgary on Oct. 12, 2000

## FIRST TWO-GOAL GAME

**Home -** Serge Aubin vs. Los Angeles on Oct. 31, 2000  
**Road -** Keven Adams at Calgary on Oct. 12, 2000

## FIRST TWO-ASSIST GAME

**Home -** Steve Heinze (2a) vs. San Jose on Nov. 9, 2000  
**Road -** Jan Caloun (2a) at Pittsburgh on Oct. 21, 2000

## FIRST HAT TRICK

**Home -** Geoff Sanderson (3g) vs. Nashville on Feb. 10, 2001  
**Road -** Deron Quint (3g) at Florida on Mar. 9, 2001

## FIRST HAT TRICK AGAINST

**Home -** Bill Guerin (3g) vs. Boston on Feb. 4, 2002  
**Road -** Marian Gaborik (3g) at Minnesota on Mar. 10, 2002

## FIRST THREE-POINT GAME

**Home -** Geoff Sanderson (3g) vs. Nashville on Feb. 10, 2001  
**Road -** Espen Knutsen (1g, 3a), Geoff Sanderson (2g, 1a), Serge Aubin (2g, 1a) and Steve Heinze (1g, 2a) at NY Islanders on Dec. 23, 2000

## FIRST THREE-ASSIST GAME

**Home -** Robert Kron (3a) vs. Phoenix on Feb. 28, 2001  
**Road -** Espen Knutsen (3a) at NY Islanders on Dec. 23, 2000

## FIRST FOUR-GOAL GAME

**Home -** none  
**Road -** Geoff Sanderson (4g) at Calgary on Mar. 29, 2003

## FIRST FOUR-POINT GAME

**Home -** Espen Knutsen (5a) vs. Calgary on Mar. 24, 2001  
**Road -** Espen Knutsen (1g, 3a) at NY Islanders on Dec. 23, 2000

## FIRST FOUR-ASSIST GAME

**Home -** Espen Knutsen (5a) vs. Calgary on Mar. 24, 2001  
**Road -** Andrew Cassels (4a) at Calgary on Mar. 29, 2003

## FIRST FIVE-POINT GAME

**Home -** Espen Knutsen (5a) vs. Calgary on Mar. 24, 2001  
**Road -** Andrew Cassels (1g, 4a) and Geoff Sanderson (4g, 1a) at Calgary on Mar. 29, 2003

## FIRST FIVE-ASSIST GAME

**Home -** Espen Knutsen (5a) vs. Calgary on Mar. 24, 2001  
**Road -** Artemi Panarin (5a) at New Jersey on Dec. 8, 2017

## FIRST PENALTY SHOT

**Home -** Robert Kron (against Steve Shields at 5:34 of 1st period) vs. San Jose on Nov. 9, 2000 (No Goal)  
 David Vyborny (against Tomas Vokoun at 18:01 of 3rd period) vs. Nashville on Mar. 19, 2001 (Goal)  
**Road -** David Vyborny (against Robbie Tallas at 7:16 of 2nd period) at Chicago on Oct. 15, 2000 (Goal)  
 Andrej Nedorost (against Cristobal Huet at 16:09 of 2nd period) at Los Angeles on Mar. 25, 2003 (No Goal)

## FIRST PENALTY SHOT AGAINST

**Home -** Jeremy Roenick (against Marc Denis at 17:06 of 2nd period) vs. Phoenix on Feb. 28, 2001 (No Goal)  
 Tony Hrkac (against Marc Denis at 16:23 of 3rd period) vs. Atlanta on Apr. 12, 2002 (Goal)  
**Road -** Shjon Podein (against Marc Denis at 13:42 of 2nd period) at Colorado on Dec. 12, 2001 (No Goal)  
 Jonathan Cheechoo (against Pascal Leclaire at 0:32 of 3rd period) at San Jose, Feb. 23, 2004 (Goal)



GEOFF SANDERSON





## NHL ALL-STAR GAME PARTICIPANTS

YEAR	SITE	PLAYER	TEAM	STATISTICS	RESULTS
2002	Los Angeles, CA – STAPLES Center	Espen Knutsen	World	1g-2a=3pts	Won, 8-5
2003	Sunrise, FL – Office Depot Center	Ray Whitney	West	0g-1a=1pt	Won, 6-5 SO
2004	St. Paul, MN – Xcel Energy Center	Rick Nash	West	0g-0a=0pts	Lost, 6-4
2007	Dallas, TX – American Airlines Center	Rick Nash	West	2g-2a=4pts	Won, 12-9
2008	Atlanta GA – Philips Arena	Rick Nash	West	3g-0a=3pts	Lost, 8-7
2009	Montreal, PQ – Bell Centre	Rick Nash	West	1g-2a=3pts	Lost, 12-11 SO
2011	Raleigh, NC – RBC Center	Rick Nash	Team Staal	1g-1a=3pts	Lost, 11-10
2015	COLUMBUS, OH - NATIONWIDE ARENA	Nick Foligno	Team Foligno	1g-1a=2pts	Lost, 12-17
		Ryan Johansen	Team Foligno	2g-2a=4pts	Lost, 12-17
		Sergei Bobrovsky		unable to play due to injury	
2016	Nashville, TN - Bridgestone Arena	Brandon Saad	Metropolitan	0g-1a=1pts	Lost, 6-9 in Semifinals
2017	Los Angeles, CA - STAPLES Center	Cam Atkinson	Metropolitan	3g-2a=5pts (2 gm)	Won, 4-3 in Finals
		Sergei Bobrovsky	Metropolitan	16 saves	Won, 4-3 in Finals
		Seth Jones	Metropolitan	2g-0a=2pts (2 gm)	Won, 4-3 in Finals
		Seth Jones	Metropolitan	unable to play due to illness	
2018	Tampa Bay, FL - Amalie Arena	Zach Werenski	Metropolitan	0g-1a=1pt (1 gm)	Lost, 4-7 in Semifinals
		Cam Atkinson	Metropolitan	3g-2a=5 pts (2gm)	Won, 10-5 in Finals
2019	San Jose, CA - SAP Center	Seth Jones	Metropolitan	2g-2a=4pts (2gm)	Won, 10-5 in Finals
		Joonas Korpi	Metropolitan	unable to play due to injury	
2020	St. Louis, MO - Enterprise Center	Seth Jones	Metropolitan	1g-3a=4pts (1 gm)	Lost, 5-9 in Semifinals
		Zach Werenski	Metropolitan	0g-3a=3pts (2 gm)	Won, 5-3 in Finals
2023	Sunrise, FL - FLA Live Arena	Johnny Gaudreau	Metropolitan	3g-0a=3pts (1 gm)	Lost, 10-6 in Semifinals

All-Star Game MVP

## NHL YOUNGSTARS GAME PARTICIPANTS

YEAR	SITE	PLAYER	TEAM	STATISTICS	RESULTS
2002	Los Angeles, CA – STAPLES Center	Rostislav Klesla	West	unable to play due to injury	
2003	Sunrise, FL – Office Depot Center	Rostislav Klesla	West	0g-0a=0pts	Lost, 8-3
		Rick Nash	West	2g-1a=3pts	Lost, 8-3
		Nikolai Zherdev	West	1g-1a=2pts	Won, 7-3
2009	Montreal, PQ – Bell Centre	Steve Mason	West	unable to play due to injury	

## NHL ALL-STAR WEEKEND ROOKIE PARTICIPANTS

YEAR	SITE	PLAYER	TEAM
2012	Ottawa, ON – Scotiabank Place	Ryan Johansen	Team Chara

## NHL ALL-STAR TEAM

YEAR	PLAYER	POSITION	TEAM
2008-09	Steve Mason	Goaltender	Second Team
2012-13	Sergei Bobrovsky	Goaltender	First Team
2016-17	Sergei Bobrovsky	Goaltender	First Team
2017-18	Seth Jones	Defense	Second Team

## NHL ALL-ROOKIE TEAM

YEAR	PLAYER	POSITION	YEAR	PLAYER	POSITION
2001-02	Rostislav Klesla	Defense	2016-17	Zach Werenski	Defense
2002-03	Rick Nash	Forward	2019-20	Elvis Merzlikins	Goaltender
2008-09	Steve Mason	Goaltender			

## JACK ADAMS TROPHY

The Jack Adams Trophy is presented annually "to the NHL coach adjudged to have contributed the most to his team's success" as voted on by the National Hockey League Broadcasters Association.

2016-17	John Tortorella	Finalists – Mike Babcock, Toronto; Todd McLellan, Edmonton
2019-20	John Tortorella (Finalist)	Winner – Bruce Cassidy, Boston; Other Finalist – Alain Vigneault, Philadelphia

## MAURICE "ROCKET" RICHARD TROPHY

The Maurice "Rocket" Richard Trophy is presented annually "to the player finishing the regular season as the League's goal-scoring leader."

2003-04	Rick Nash (41 goals)	Shared with Atlanta's Ilya Kovalchuk and Calgary's Jarome Iginla
---------	----------------------	--

## CALDER MEMORIAL TROPHY

The Calder Memorial Trophy is presented annually "to the player selected as the most proficient in his first year of competition in the National Hockey League." Winner selected in a poll by the Professional Hockey Writers' Association at the end of the regular schedule.

2002-03	Rick Nash (Finalist)	Winner – Barret Jackman, St. Louis; Other Finalist – Henrik Zetterberg, Detroit
2008-09	Steve Mason	Finalists – Bobby Ryan, Anaheim; Kris Versteeg, Chicago
2016-17	Zach Werenski (Finalist)	Winner – Auston Matthews, Toronto; Other Finalist – Patrik Laine, Winnipeg



# HONOR ROLL

## NHL FOUNDATION PLAYER AWARD

The NHL Foundation Player Award is presented annually to a player "in recognition of his commitment and service to charities in his community."

2008-09 Rick Nash Finalists – Dustin Brown, Los Angeles; Alex Kovalev, Montreal

## VEZINA TROPHY

The Vezina Trophy is presented to the "goalkeeper adjudged to be the best at his position" as voted by the general managers of each of the 32 clubs.

2008-09 Steve Mason (Runner-Up) Winner – Tim Thomas, Boston; Other Finalist – Niklas Backstrom, Minnesota  
2012-13 Sergei Bobrovsky Finalists – Henrik Lundqvist, NY Rangers; Antti Niemi, San Jose  
2016-17 Sergei Bobrovsky Finalists – Braden Holtby, Washington; Carey Price, Montreal

## BILL MASTERTON TROPHY

2000-01 Kevin Dineen (Finalist) Winner – Adam Graves, NY Rangers; Other Finalist – Ray Ferraro, Atlanta  
2001-02 Kevin Dineen (Finalist) Winner – Saku Koivu, Montreal; Other Finalist – Ron Francis, Carolina  
2018-19 Nick Foligno (Finalist) Winner – Robin Lehner, NY Islanders; Other Finalist – Joe Thornton, San Jose

## BILL MASTERTON TROPHY NOMINEES

The Columbus chapter of the Professional Hockey Writers' Association nominates players for the award, which is given annually to the player who best exemplifies the qualities of perseverance, sportsmanship and dedication to hockey.

2000-01 Kevin Dineen	2007-08 Pascal Leclaire	2013-14 Nick Foligno	2019-20 Nathan Gerbe
2001-02 Kevin Dineen	2008-09 Raffi Torres	2014-15 Nick Foligno	2020-21 Zac Dalpe
2002-03 Luke Richardson	2009-10 Jared Boll	2015-16 Fedor Tyutin	2021-22 Justin Danforth
2003-04 Manny Malhotra	2010-11 Derek MacKenzie	2016-17 Sergei Bobrovsky	2022-23 Boone Jenner
2005-06 Duvie Westcott	2011-12 Curtis Sanford	2017-18 Zach Werenski	
2006-07 Fredrik Norrena	2012-13 Vinny Prospal	2018-19 Nick Foligno	

## MARK MESSIER LEADERSHIP AWARD

The Mark Messier Leadership Award is presented annually to a player "in recognition of his commitment and service to charities in his community" as voted on by NHL HHOF forward Mark Messier.

2016-17 Nick Foligno Finalists – Ryan Getzlaf, Anaheim; Mark Giordano, Calgary

## KING CLANCY MEMORIAL TROPHY

2016-17 Nick Foligno

## KING CLANCY MEMORIAL TROPHY NOMINEES

The King Clancy Memorial Trophy is presented to "the player who best exemplifies leadership qualities on and off the ice and has made a noteworthy contribution in his community." Team members nominate a player to represent each club in league-wide voting.

2000-01 Ron Tugnutt	2007-08 Manny Malhotra	2013-14 Derek MacKenzie	2019-20 Cam Atkinson
2001-02 Tyler Wright	2008-09 Rick Nash	2014-15 Nick Foligno	2020-21 Cam Atkinson
2002-03 Tyler Wright	2009-10 Rick Nash	2015-16 Boone Jenner	2021-22 Jack Roslovic
2003-04 Tyler Wright	2010-11 Rick Nash	2016-17 Nick Foligno	2022-23 Zach Werenski
2005-06 Manny Malhotra	2011-12 Derek Dorsett	2017-18 Sergei Bobrovsky	
2006-07 Manny Malhotra	2012-13 Adrian Aucoin	2018-19 Nick Foligno	



HISTORY





## NHL THREE STARS OF THE MONTH

MONTH	PLAYER	NOTES
March 2009	Rick Nash	3rd Star – Tallied 10-7-17 in 15 games, including unassisted hat trick at Detroit on Mar. 7.
March 2013	Sergei Bobrovsky	3rd Star – Went 9-2-3 with a 1.49 GAA, .950 SV% and three shutouts in 14 games.
December 2014	Sergei Bobrovsky	3rd Star - Went 9-1-1 with a 2.13 GAA, .937 SV% and one shutouts in 10 games.
December 2016	Sergei Bobrovsky	1st Star - Went 12-0-0 with a 1.75 GAA and .939 SV% in 12 games.
March 2017	Sergei Bobrovsky	2nd Star - Went 9-1-1 with a 1.09 GAA, .967 SV% and four shutouts in 11 games.
March 2019	Sergei Bobrovsky	2nd Star - Went 9-4-0 with a 1.74 GAA, .940 SV% and four shutouts in 13 games.
February 2022	Patrik Laine	3rd Star - Tallied 9-6-15 with five multi-point efforts and three game-winning goals in 10 games

## NHL ROOKIE OF THE MONTH

MONTH	PLAYER	NOTES
November 2002	Rick Nash	Tallied 4-5-9 in 14 games and had first career two-goal game vs. NY Rangers on Nov. 9.
October 2008	Derick Brassard	Collected 4-5-9 in 10 games to lead all rookies in scoring during the month.
November 2008	Steve Mason	Went 5-2-1 with a 2.09 GAA, .919 SV% and two shutouts in eight games.
December 2008	Steve Mason	Went 7-5-0 with a 1.41 GAA, .950 SV% and three shutouts in 12 games.
November 2016	Zach Werenski	Posted 3-7-10 in 14 games to lead all rookie defensemen and fifth-T among all NHL blueliners in scoring.

## NHL PLAYER/THREE STARS OF THE WEEK

WEEK	PLAYER	NOTES
Dec. 4-10, 2000	Marc Denis	2-0-1, 1.58 GAA, .953 SV% in three games
Mar. 12-18, 2001	Ron Tugnutt	2-0-0, 0.00 GAA, 1.000 SV% in two games
Feb. 23-29, 2004	David Vyborny	3-6-9 in four games
Jan. 23-29, 2006	David Vyborny	3-6-9 in four games
Jan. 22-28, 2007	Fredrik Norrena	2nd Star – 2-0-0, 1.88 GAA, .949 SV% in two games
Jan. 21-27, 2008	Pascal Leclaire	3rd Star – 2-0-0, 1.00 GAA, .968 SV% in two games
Nov. 3-9, 2008	Steve Mason	2nd Star – 3-0-0, 2.61 GAA, .907 SV% in three games
Dec. 29-Jan. 4, 2009	Rick Nash	1st Star – 2-7-9 in four games
Mar. 2-8, 2009	Rick Nash	3rd Star – 4-2-6 in three games
Jan. 4-10, 2010	Mathieu Garon	3rd Star – 3-0-0, 1.46 GAA, .940 SV% in three games
Nov. 1-7, 2010	Mathieu Garon	2nd Star – 2-1-0, 1.01 GAA, .962 SV% in three games
Nov. 15-21, 2010	Rick Nash	1st Star – 6-0-6 in three games
Dec. 6-12, 2010	Rick Nash	3rd Star – 3-3-6 in three games
Feb. 21-27, 2011	Matt Calvert	3rd Star – 5-1-6 in three games
Mar. 4-10, 2013	Sergei Bobrovsky	1st Star – 4-0-0, 0.77 GAA, .972 SV% in four games
Mar. 11-17, 2013	Sergei Bobrovsky	3rd Star – 1-0-2, 0.62 GAA, .982 SV% in three games
Apr. 8-14, 2013	Sergei Bobrovsky	1st Star – 3-0-0, 0.97 GAA, .971 SV% in three games
Mar. 3-9, 2014	Artem Anisimov	2nd Star -4-0-4 (incl. 3 GWG) in four games
Mar. 10-16, 2014	Sergei Bobrovsky	1st Star - 2-0-1, 1.58 GAA, .950 SV% in three games
Apr. 7-13, 2014	Ryan Johansen	3rd Star - 2-4-6 in four games
Dec. 1-7, 2014	Sergei Bobrovsky	2nd Star - 3-0-0, 1.62 GAA, .956 SV% in three games
Jan. 19-25, 2015	Ryan Johansen	1st Star - Tallied 2-2-4 in ASG debut and named MVP of 2015 All-Star Game
Mar. 9-15, 2015	Scott Hartnell	1st Star - 5-0-5 in four games
Mar. 23-29, 2015	Cam Atkinson	2nd Star - 4-3-7, +6 in three games
Mar. 30-Apr. 5, 2015	Nick Foligno	3rd Star - 4-1-5 in three games
Jan. 25-31, 2016	Cam Atkinson	2nd Star - 4-1-5 in two games
Dec. 5-11, 2016	Sam Gagner	3rd Star - 3-3-6, +4 in three games
Feb. 27-Mar. 5, 2017	Sergei Bobrovsky	2nd Star - 2-0-1, 0.33 GAA, .989 SV%, two shutouts in three games
Nov. 27-Dec. 3 2017	Sergei Bobrovsky	2nd Star - 3-0-0, 1.32 GAA, .950 SV%, one shutout in three games
Nov. 12-18, 2018	Cam Atkinson	1st Star - 5-3-8, +6 and three multi-point efforts in three games
Feb. 18-24, 2019	Sergei Bobrovsky	3rd Star - 2-1-0, 1.01 GAA, .962 SV%, two shutouts in three games
Mar. 25-31, 2019	Sergei Bobrovsky	1st Star - 4-0-0, 1.00 GAA, .966 SV%, two shutouts in four games
Dec. 16-22, 2019	Joonas Korpi	3rd Star - 4-0-0, 1.50 GAA, .939 SV%, one shutout in four games
Dec. 30-Jan. 5, 2020	Zach Werenski	3rd Star - 5-0-5, hat trick in three games
Jan. 13-19, 2020	Elvis Merzlikins	2nd Star - 3-0-0, 0.67 GAA, .982 SV%, two shutouts in three games
Feb. 3-9, 2020	Elvis Merzlikins	1st Star - 2-1-0, 0.67 GAA, .971 SV%, two shutouts in three games
Feb. 8-14, 2021	Cam Atkinson	1st Star - 3-4-7, +4 in three games
Feb 7-14, 2022	Patrik Laine	2nd Star - 3-3-6 in three games

## OLYMPIC GAMES PARTICIPANTS

YEAR	PLAYER	TEAM	STATISTICS (MEDAL)	YEAR	PLAYER	TEAM	STATISTICS (MEDAL)
2006	Adam Foote	Canada	0g-1a=1pt	2010	Samuel Pahlsson	Sweden	0g-1a=1pt
2006	Rick Nash	Canada	0g-1a=1pt	2010	Fedor Tyutin	Russia	0g-2a=2pts
2006	Radoslav Suchy	Slovakia	1g-1a=2pts	2014	Fedor Tyutin	Russia	0g-0a=0pts
2006	David Vyborny	Czech Republic	1g-3a=4pts (bronze)	2014	Artem Anisimov	Russia	0g-0a=0pts
2010	Jan Hejda	Czech Republic	0g-0a=0pts	2014	Sergei Bobrovsky	Russia	1-0-1, 1.15 GAA, .952 SV%
2010	Milan Jurcina	Slovakia	0g-0a=0pts	2014	Nikita Nikitin	Russia	0g-1a=1pt
2010	Fredrik Modin	Sweden	0g-1a=1pt	2014	Marian Gaborik	Slovakia	DNP (Injured)
2010	Rick Nash	Canada	2g-3a=5pts (gold)				



# TEAM AWARDS

## “JACKETS FANS” MOST VALUABLE PLAYER AWARD

*Awarded to the player deemed “most valuable” to the team as voted by fans via online voting since 2006-07.*

2006-07: Fredrik Norrena	2015-16: Boone Jenner
2007-08: Rick Nash	2016-17: Sergei Bobrovsky
2008-09: Steve Mason	2017-18: Artemi Panarin
2009-10: Rick Nash	2018-19: Cam Atkinson
2010-11: R.J. Umberger	2019-20: Joonas Korpisalo/Elvis Merzlikins
2011-12: Derek Dorsett	2020-21: Elvis Merzlikins
2012-13: Sergei Bobrovsky	2021-22: Patrik Laine
2013-14: Ryan Johansen	2022-23: Johnny Gaudreau
2014-15: Nick Foligno	

## “JOHN H. McCONNELL” MOST COURAGEOUS PLAYER AWARD

*Awarded to the player who “day in and day out exhibited hard work, dedication and a willingness to overcome obstacles in his commitment to the team,” as voted by Blue Jackets players since 2006-07.*

2006-07: Fredrik Modin	2015-16: Boone Jenner
2007-08: Rick Nash	2016-17: Sergei Bobrovsky
2008-09: Andrew Murray	2017-18: Seth Jones
2009-10: Jared Boll	2018-19: Nick Foligno
2010-11: R.J. Umberger	2019-20: Joonas Korpisalo
2011-12: Derek Dorsett	2020-21: Seth Jones
2012-13: Sergei Bobrovsky	2021-22: Boone Jenner
2013-14: Derek MacKenzie	2022-23: Boone Jenner
2014-15: Sergei Bobrovsky	

## OUTSTANDING DEFENSEMAN AWARD

*Awarded to the team’s top defenseman, as voted on by members of the local media since 2006-07.*

2006-07: Rostislav Klesla	2015-16: Ryan Murray
2007-08: Jan Hejda	2016-17: Seth Jones
2008-09: Jan Hejda	2017-18: Seth Jones
2009-10: Kris Russell	2018-19: Seth Jones
2010-11: Fedor Tyutin	2019-20: Seth Jones
2011-12: Nikita Nikitin	2020-21: Seth Jones
2012-13: Fedor Tyutin	2021-22: Zach Werenski
2013-14: James Wisniewski	2022-23: Adam Boqvist
2014-15: David Savard	

## MOST IMPROVED PLAYER AWARD

*Awarded to the player deemed to have improved the most during the course of the regular season, as voted by the team’s television and radio broadcasters since 2006-07.*

2006-07: Ole-Kristian Tollefsen	2015-16: Boone Jenner
2007-08: Pascal Leclaire	2016-17: Alexander Wennberg
2008-09: Marc Methot	2017-18: Seth Jones
2009-10: Kris Russell	2018-19: Josh Anderson
2010-11: Derek MacKenzie	2019-20: Joonas Korpisalo
2011-12: Derek Dorsett	2020-21: Oliver Bjorkstrand
2012-13: Matt Calvert	2021-22: Andrew Peeke
2013-14: Ryan Johansen	2022-23: Liam Foudy
2014-15: Nick Foligno	

## THREE STARS AWARD

*Awarded to the player who accumulated the most points in voting for the Three Stars of the Game throughout the course of the regular season (1st Star – 5 pts., 2nd Star – 3 pts., 3rd Star – 1 pt.) since 2000-01.*

2000-01: Ron Tugnutt	2012-13: Sergei Bobrovsky
2001-02: Ray Whitney	2013-14: Sergei Bobrovsky
2002-03: Marc Denis	2014-15: Sergei Bobrovsky
2003-04: Rick Nash	2015-16: Boone Jenner
2005-06: Rick Nash	2016-17: Sergei Bobrovsky
2006-07: Rick Nash	2017-18: Sergei Bobrovsky
2007-08: Rick Nash	2018-19: Cam Atkinson
2008-09: Steve Mason	2019-20: Pierre-Luc Dubois
2009-10: Steve Mason	2020-21: Elvis Merzlikins
2010-11: Rick Nash	2021-22: Elvis Merzlikins
2011-12: Steve Mason	2022-23: Johnny Gaudreau

## COLUMBUS BLUE JACKETS PLAYER COMMUNITY SERVICE AWARD

*Awarded to the player who went above and beyond off the ice in support of charitable initiatives benefiting those in need throughout the community, as selected by the Blue Jackets Foundation and community development staff since 2002-03.*

2002-03: Tyler Wright	2013-14: Derek MacKenzie
2003-04: Luke Richardson	2014-15: Nick Foligno
2005-06: Manny Malhotra	2015-16: David Clarkson
2006-07: Jody Shelley	2016-17: Nick Foligno
2007-08: Dan Fritsche	2017-18: Sergei Bobrovsky
2008-09: Rick Nash	2018-19: Nick Foligno
2009-10: R.J. Umberger	2019-20: Boone Jenner
2010-11: Jared Boll	2020-21: Cam Atkinson
2011-12: Marc Methot	2021-22: Jack Roslovic
2012-13: Derek MacKenzie	2022-23: Zach Werenski





# MEDIA INFORMATION





## GLENN ODEBRALSKI

### Manager of Communications

Glenn Odebralski joined the Columbus Blue Jackets as manager of communications in August 2014 after spending the previous seven seasons with the Florida Panthers. In his current role, he assists in the creation of all hockey-related media

content including game notes and news releases as well as the management of interview requests and other initiatives.

Prior to joining the Blue Jackets organization, Odebralski served as the senior manager of communications and digital media for Sunrise Sports & Entertainment, the Florida

Panthers and BB&T Center, overseeing various SS&E websites; creating and updating with written, video, photo and other content. He also helped direct media relations activities at home and on the road while providing daily hockey information.

A native of Corfu, New York, Odebralski, graduated from the State University of New York at Cortland with bachelor's degrees in sport management and business economics. He has also spent time in various grad assistant programs and internships, working for the Buffalo Sabres, Buffalo Bills, Batavia Muckdogs and the SUNY Cortland football team.

Odebralski and his wife, Carla, reside in Sunbury, Ohio with their son, Chase and daughter, Natalie.



## LINDY NOEL

### Corporate Communications Specialist

Lindy Noel joined the Columbus Blue Jackets as the corporate communications specialist in September 2021. In this role, she handles the publicity and corporate communication initiatives involving the brand, philanthropy and non-hockey features.

She joined the Blue Jackets after spending the previous year at a nonprofit organization in St. Louis, handling the fundraising and communications initiatives. Prior to that, she

spent three seasons as the marketing & communications manager for the St. Louis Blues, Enterprise Center & Stifel Theatre, including their championship run in 2019

Originally from central Illinois, Noel spent 14 years in the St. Louis region before moving to Columbus. She is a graduate of Southern Illinois University Edwardsville, where she received her bachelor's degree in speech communication and a master's in public administration.



## MADISON WHITE

### Senior Communications Coordinator

Madison White was promoted to senior communications coordinator in July 2023 after serving as the communications coordinator for the Columbus Blue Jackets since December 2020. She first joined the organization in June 2019, serving as the group sales

coordinator. In her current role, she manages game credentials, assists with all hockey

communications efforts and oversees press box set-up on game days.

A native of Denver, Colorado, White graduated in 2018 with a bachelor's degree in sport leadership and management and again in 2019 with a master's degree in Sport Leadership, both from Miami University. At Miami, she spent four years working as an intern for the Athletic Communications Department and as a social media/marketing intern for Goggins Ice Center.

#### MEDIA CREDENTIALS

Credentials will be required for all games. Requests for Individual Game Passes will be issued on a priority basis to media on specific assignments. **Such requests should be submitted in writing to Madison White at [mwhite@BlueJackets.com](mailto:mwhite@BlueJackets.com) no later than 12 p.m. the day before a home game.** Photo identification will be required when picking up credentials, which must be visibly worn at all times. Local media interested in credentials for Blue Jackets road games must submit their requests to Madison White at [mwhite@BlueJackets.com](mailto:mwhite@BlueJackets.com) by 12 p.m. ET two days prior to the road game.

#### MEDIA ENTRANCE/CREDENTIAL PICKUP

**Practices & Morning Skates:** Media covering practices, including game day morning skates, can enter Nationwide Arena through 24-Hour Security beginning one hour before the scheduled practice time... **Game Nights:** Credentials can be picked up at the Box Office entrance, located on the southwest side of Nationwide Arena near Tim Hortons, beginning two and a half hours prior to game time.

#### MEDIA PARKING

**Practices & Morning Skates:** Media parking is available in the Nationwide Arena Garage, attached to the north side of the building and accessible from Neil Ave. Please bring your ticket to be validated. **Game Nights:** Media parking is available at the Arena District Cinema Garage, located at 245 Marconi Blvd., for a reduced charge of \$5 per vehicle. All game night media parking is automated. Please contact Glenn Odebralski at [godebralski@BlueJackets.com](mailto:godebralski@BlueJackets.com) or Madison White at [mwhite@BlueJackets.com](mailto:mwhite@BlueJackets.com) for instructions and a required code for parking.

#### PRESS ELEVATORS

The press elevators, located just inside the Nationwide Arena Box Office, will be available for use by members of the media for all practices and games. Access will be restricted to event level (lobby only), main concourse and press level.

#### PRESS BOX

The press box is located above sections 213-219 on the south/southeast side of Nationwide Arena. An elevator is located near the ticket office. Private booths are assigned for NHL off-ice officials (PL023), video replay officials (PL027), home TV (PL019) and radio (PL018), visiting TV (PL020) and radio (PL021), as well as visiting team management (PL022).

#### DINING FACILITIES

The Press Lounge is located on the event level of Nationwide Arena, near the Zamboni entrance. Please show your credential to the attendant for entrance. Meals will be served prior to all home games. The cost is \$11.75 per person and all transactions are credit card only (cashless).

#### PRACTICE AND GAME DAY INTERVIEWS

If the team holds a practice or morning skate, players and Head Coach Pascal Vincent will be available at its conclusion with players available in the Blue Jackets' locker room and Vincent available in the press conference room, located on event level just down from the dressing room.

#### POST-GAME INTERVIEWS

The team's dressing room will be open to the media five minutes after the game's conclusion. Blue Jackets Head Coach Pascal Vincent will meet the media in the press conference room approximately 20 minutes after each contest.

#### WIRELESS SERVICE

Complimentary wireless internet is available in the arena by selecting the following in your web browser: WAP: NWArenaWiFi (No password required).

#### PHOTOGRAPHY

Requests for photo credentials will be handled the same way as media passes. Photo positions are limited and will be assigned for each game. Photographers must comply with assignments and shooting regulations established by the Blue Jackets and the NHL and shoot from designated areas only. Photographers requiring additional information, including equipment and strobe rental, should contact Glenn Odebralski at 614/246-0288 or Team Photographer Ben Jackson at 937/344-8102.

#### BROADCAST & LIVE SHOTS

Please contact a member of the Blue Jackets Communications staff for all broadcast and live shot requests.

#### PRESS BOX MICROSITE AND TWITTER

Visit the Blue Jackets' "Press Box" microsite at [BlueJackets.com/PressBox](http://BlueJackets.com/PressBox) and follow @BlueJacketsPR on Twitter for comprehensive information and updates on the team, including practice times and media availability. The "Press Box" contains links to club press releases, game notes, post-game audio, weekly reports and media guides.

#### PRESS MATERIALS

During the 2023-24 season, printed materials typically provided on game days, including game notes, line charts, statistics and media clips, will be printed in limited quantities. Complete sets of NHL game notes, along with NHL statistics, will also be available online at [BlueJackets.com/PressBox](http://BlueJackets.com/PressBox) and [NHLmedia.com](http://NHLmedia.com). A weekly report will also be distributed and available online each Monday during the season by 5 p.m. ET. If members of the media are not currently receiving team news via e-mail and would like to be added to the club's distribution list, please contact Glenn Odebralski at [godebralski@BlueJackets.com](mailto:godebralski@BlueJackets.com).

#### STAFF CONTACT INFORMATION

The Blue Jackets office number is (614) 246-4625. To reach members of the Communications Department:

Todd Sharrock (@ToddSharrock)  
Vice President of Communications  
(614) 746-5403 / [tsharrock@BlueJackets.com](mailto:tsharrock@BlueJackets.com)

Glenn Odebralski (@GlennOdebralski)  
Manager of Communications  
(614) 406-4957 / [godebralski@BlueJackets.com](mailto:godebralski@BlueJackets.com)

Lindy Noel (@lindannoel)  
Corporate Communications Specialist  
(217) 820-5489 / [lnoel@BlueJackets.com](mailto:lnoel@BlueJackets.com)

Madison White  
Senior Communications Coordinator  
(720) 472-1270 / [mwhite@BlueJackets.com](mailto:mwhite@BlueJackets.com)






**NHL NEW YORK OFFICE & NHL ENTERPRISES, L.P.**  
 One Manhattan West  
 395 Ninth Ave.  
 New York, NY 10001  
 Phone: 212-789-2000

**NHL MONTREAL OFFICE**  
 1800 McGill College Avenue  
 Suite 2600  
 Montreal, Que. H3A 3J6  
 Phone: 514-841-9220

**NHL TORONTO OFFICE**  
 50 Bay Street, 11th Floor  
 Toronto, Ont. M5J 2X8  
 Phone: 416-359-7900



**NHL COMMISSIONER  
 GARY B. BETTMAN**



**DEPUTY COMMISSIONER  
 BILL DALY**

**EXECUTIVE**

Commissioner:..... Gary B. Bettman  
 Deputy Commissioner:..... William Daly  
 Senior Executive Vice President of Hockey Operations:..... Colin Campbell

**COMMUNICATIONS**

Senior Executive Vice President:..... Gary Meagher  
 Executive Vice President:..... John Dellapina  
 Vice President, Corporate Communications:..... Jennifer Neziol  
 Senior Directors:..... Greg Inglis, Jennifer Moad, Julie Young  
 Senior Director, Corporate Communications:..... Nirva Milord  
 Directors:..... Josh Bernstein, Jasmine Ghafour, Brad Klein  
 Coordinator:..... Delia Brengel

**STATISTICS & INFORMATION**

Group Vice President:..... Russell Levine  
 Directors:..... Trevor Bjergso, Brendan Crossman  
 Senior Managers:..... Nick Carafa, Stuart McComish, Scott Rodgers  
 Managers:..... Mike Biergard, John Burd, Sara Campbell, Nicole Dawe

**EVENT COMMUNICATIONS & PLAYER DEVELOPMENT**

Executive Vice President:..... Jamey Horan  
 Vice President:..... Chris Wojcik  
 Director:..... Jeff Day  
 Senior Manager:..... David Keon  
 Managers:..... Bob Crawford, Sam Gilbert  
 Coordinator:..... Emily Campbell  
 Assistant:..... Chloe Bleyer

**NHL SOCIAL**

Senior Director, Social Content & Programming:..... Kevin Baumer  
 Senior Director, Social Media Programs:..... David Klatt  
 Director, Social Media Programs:..... Rebecca Friedman  
 Senior Manager, In-Game Social Media:..... Cait MacPhail

**REFEREES**

NAME.....	NUMBER
Beach, Cody*	45
Blandina, Brandon.....	39
Brenk, Jake.....	26
Charron, Francis.....	6
Chmielewski, Tom.....	18
Dunning, Mitch.....	20
Dwyer, Gord.....	19
Furlatt, Eric.....	27
Halkidis, Beaudry*.....	48
Hamilton, Graedy*.....	41
Hanson, Trevor.....	14
Hebert, Ghislain.....	22
Hebert, Jean.....	15
Hiff, Stephen*.....	46

Kea, Justin*.....	44
Kozari, Steve.....	40
Lambert, Pierre.....	37
L'Ecuyer, Frederick.....	17
Lee, Chris.....	28
Luxmore, Thomas John.....	21
MacDougall, Peter.....	38
MacPhee, Morgan*.....	43
Markovic, Michael.....	31
McCauley, Wes.....	4
Mclsaac, Jon.....	2
Nicholson, Kendrick.....	30
O'Rourke, Dan.....	9
Pochmara, Brian.....	16
Pollock, Kevin.....	33

Rank, Garrett.....	7
Rehman, Kyle.....	10
Rooney, Chris.....	5
Samuels-Thomas, Jordan*.....	42
Sandlak, Carter.....	29
Schlenker, Chris.....	3
Schrader, Brandon.....	34
Skilliter, Graham.....	24
South, Furman.....	13
St-Laurent, Francois.....	8
St. Pierre, Justin.....	12
Sullivan, Michael*.....	47
Sutherland, Kelly.....	11
Syvret, Corey.....	23

**LINESMEN**

NAME.....	NUMBER
Alphonso, Shandor.....	52
Apperson, Caleb.....	77
Baker, Tyson.....	88
Barton, Steve.....	59
Berg, Devin.....	87
Brisebois, David.....	96
Cherrey, Scott.....	50
Cormier, Michel.....	76
Daisy, Ryan.....	81
Deschamps, Jonathan.....	80
Flemington, Kyle.....	55
Fournier, Julien.....	56
Galloway, Ryan.....	82

Gawryletz, Brandon.....	64
Gawryletz, Travis.....	67
Gibbons, Ryan.....	58
Grillo, Brandon*.....	75
Hughes, Tommy.....	65
Hunt, Mitchell*.....	62
Jackson, Ryan*.....	84
Johnson, Justin*.....	57
Kelly, Dan.....	98
Knorr, Trent.....	74
Kovachik, Brad.....	71
MacPherson, Matt.....	83
Mahon, Joseph*.....	89
Marquis, Jesse.....	86

McNamara, Kilian.....	93
Mills, Bevan.....	53
Murchison, Kiel.....	79
Murray, CJ.....	68
Murray, Jonny.....	95
Nansen, Derek.....	70
O'Quinn, Ben.....	91
Pancich, Bryan.....	94
Shewchuk, Mark.....	92
Smith, Andrew.....	51
Suchanek, Libor.....	60
Tobias, James.....	61
Toomey, Travis.....	90

\* indicates minor league official



# CRITICAL DATES

## OCTOBER

- 1 2022 Kraft Hockeyville™ winning community preseason game: Florida Panthers vs. Ottawa Senators (Centre 200, Sydney, N.S.)
- 4 NHL Board of Governors Meeting (New York, N.Y.)
- 9 Deadline for teams to submit opening-day rosters (5 p.m. ET)
- 10 Opening night of 2023-24 NHL regular season
- 10 Vegas Golden Knights raise Stanley Cup banner (vs. Seattle Kraken)
- 25 Central Scouting Department: Preliminary Players to Watch list released
- 29 2023 Tim Hortons NHL Heritage Classic™: Calgary Flames vs. Edmonton Oilers (Commonwealth Stadium, Edmonton, Alta.)

## NOVEMBER

- 1-30 Hockey Fights Cancer Month
- 10 Hockey Hall of Fame Game: Calgary at Toronto
- 13 Hockey Hall of Fame Induction Celebration (Toronto, Ont.) - Class of 2023 Inductees: Tom Barrasso, Henrik Lundqvist, Caroline Ouellette, Pierre Turgeon, Mike Vernon (Player category); Ken Hitchcock, Pierre Lacroix (Builder category).
- 15 Central Scouting Department: Players to Watch list updated
- 16 2023 NHL Global Series: Detroit vs. Ottawa (Avicii Arena, Stockholm, Swe.)
- 17 2023 NHL Global Series: Toronto vs. Detroit (Avicii Arena, Stockholm, Swe.)
- 18 2023 NHL Global Series: Minnesota vs. Ottawa (Avicii Arena, Stockholm, Swe.)
- 19 2023 NHL Global Series: Toronto vs. Minnesota (Avicii Arena, Stockholm, Swe.)
- 24 2023 NHL Thanksgiving Showdown™ doubleheader: Pittsburgh at Buffalo and Colorado at Minnesota
- 26 NHL Founders Day (1917)
- 30-Dec. 1 USHL American Cup: Youngstown vs. Muskegon (Rochester, N.Y.)

## DECEMBER

- 1 Signing deadline for Group 2 free agents (5 p.m. ET)
- 6 U.S. Hockey Hall of Fame Induction – Class of 2023 Inductees: Brian Burke, Jamie Langenbrunner, Katie King, Brian Murphy and Dustin Brown and Celebration of Lester Patrick - Recipient: TBA (Boston, Mass.)
- 20-27 Holiday roster freeze in effect: For all players on an NHL active roster, injured reserve, or with non-roster and injured non-roster status as of 11:59 p.m. (local time) Dec. 19, a roster freeze shall apply through 12:01 a.m. (local time) Dec. 28, with respect to waivers, trades and loans, subject to the exceptions provided for in CBA Article 16.5 (d).
- 23 2023 Stanley Cup Final rematch (Golden Knights at Panthers, FLA Live Arena)
- 24-26 Holiday break (no scheduled practices – dressing rooms closed)
- 26-Jan. 5 2024 IIHF World Junior Ice Hockey Championship (Gothenburg, Swe.)

## JANUARY

- 1 2024 Discover NHL Winter Classic®: Vegas at Seattle (T-Mobile Park, Seattle, Wash.)
- 6-14 IIHF Under-18 Women's World Championship (TBA, Sui.)
- 12 or 15 NHL Central Scouting Mid-Season Rankings release
- 15 USA Hockey All-American Prospects Game (USA Hockey Arena, Plymouth, Mich.)
- 20 Scotiabank Hockey Day in Canada (Host city: Victoria, BC); all seven Canadian NHL teams in action
- 24 2024 CHL/NHL Top Prospects Game (Avenir Centre, Moncton, N.B.)
- 25-26 USHL Frosty Cup: Sioux Falls vs. Dubuque (Dallas, Tex.)

## FEBRUARY

- NHL Celebrates Black Hockey History
- 1-3 No scheduled practices – dressing rooms closed
- 1-4 NHL All-Star Break (no games played)
- 2 2024 NHL All-Star Skills™ presented by DraftKings Sportsbook (Scotiabank Arena, Toronto, Ont.)
- 3 2024 Rogers (Canada) / Honda (U.S.) NHL All-Star Game (Scotiabank Arena, Toronto, Ont.)
- 4-5 2024 AHL All-Star Classic (Tech CU Arena, San Jose, Calif.)
- 5 NHL Regular Season resumes
- 17 2024 Navy Federal Credit Union NHL Stadium Series™: Philadelphia vs. New Jersey (MetLife Stadium, East Rutherford, N.J.)
- 18 2024 Navy Federal Credit Union NHL Stadium Series™: NY Rangers vs. NY Islanders (MetLife Stadium, East Rutherford, N.J.)
- 19-25 Hockey Week Across America (USA Hockey); USA Hockey National Try Hockey for Free Day (Feb. 24)

## MARCH

- 1-31 NHL Celebrates Women's History
- 8 2024 NHL Trade Deadline (3 p.m. ET)

## APRIL

- 1-30 NHL Celebrates Green Month
- 11-13 NCAA Frozen Four (Xcel Energy Center, St. Paul, Minn.)
- 4-14 IIHF Women's World Championship (Utica, N.Y.)
- Week of 15th NHL Central Scouting Final Rankings release
- 18 Last day of 2023-24 NHL Regular Season
- TBD 2024 NHL Draft™ Lottery
- 22 Stanley Cup Playoffs begin
- 25-May 5 IIHF Under-18 Men's World Championship (Espoo & Vantaa, Fin.)

## MAY

- 1-31 NHL Celebrates Asian and Pacific Islander Month
- 10-26 IIHF Men's World Championship (Prague & Ostrava, Cze.)
- 24-June 2 2024 CHL Memorial Cup (Dow Event Center, Saginaw, Mich.)

## JUNE

- 1-30 NHL Celebrates PRIDE Month
- 2-8 2024 NHL Scouting Combine (LECOM Harborcenter, Buffalo, N.Y.)
- 15\* Deadline for first club-elected salary arbitration notification (5 p.m. ET) \*later of June 15 or 48 hours after the conclusion of the Stanley Cup Final
- 24 Last possible day for 2024 Stanley Cup Playoffs
- TBA 2024 NHL Awards™ (TBD)
- TBA 2024 NHL Draft™ (TBD)

## JULY

- 1 Free agency begins (12 p.m. ET)
- 5 Deadline for player-elected salary arbitration notification (5 p.m. ET)
- 6 Deadline for second club-elected salary arbitration notification (5 p.m. ET)
- 20-Aug. 4 Salary arbitration hearings held

## AUGUST

- 6 Deadline for salary arbitration decisions to be rendered



# SEPT

24 ★ PIT 7:00	25	26 ★ STL 8:00	27	28	29	30 ★ BUF 3:00
---------------------	----	---------------------	----	----	----	---------------------

SUN., SEPT. 24, AT PIT, 1:00PM EST (SPLIT SQUAD)

# OCT

★ PRESEASON

1	2 ★ STL 7:00	3	4 ★ BUF 7:00	5 ★ WSH 7:00	6	7 ★ WSH 7:00
8	9	10	11	12 PHI 7:00	13	14 NYR 7:00
15	16 DET 7:00	17	18	19	20 CGY 7:00	21 MIN 8:00
22	23	24 ANA 6:30	25	26 MTL 7:00	27	28 NYI 7:00
29	30 DAL 8:00	31				

# NOV

			1	2 TB 7:00	3	4 WSH 7:00
5	6 FLA 7:00	7	8	9 DAL 7:30	10	11 DET 1:00
12 NYR 7:00	13	14 PIT 7:00	15	16 ARI 7:00	17	18 WSH 7:30
19 PHI 5:30	20	21	22 CHI 7:00	23	24 NJ 3:00	25
26 CAR 5:00	27 BOS 7:00	28	29 MTL 7:00	30		

# DEC

					1 OTT 7:00	2
3 BOS 7:00	4	5 LA 7:00	6	7 NYI 7:30	8 STL 7:00	9
10 FLA 1:00	11	12	13	14 TOR 7:00	15	16 NJ 7:00
17	18	19 BUF 7:00	20	21 WSH 7:00	22	23 TOR 7:00
24 31	25	26	27 NJ 7:00	28	29 TOR 7:00	30 BUF 5:00

**HOME HOME 3RD AWAY**

# JAN

	1	2 BOS 7:00	3	4 PHI 7:00	5	6 MIN 7:00
7	8	9 WPG 8:00	10	11	12	13 SEA 7:00
14	15 VAN 1:00	16	17	18	19 NJ 7:00	20
21	22	23 EDM 9:00	24	25 CGY 9:00	26	27 VAN 10:00
28 SEA 9:00	29	30 STL 8:00	31			

# FEB

				1	2	3 <i>All-Star</i>
4	5	6	7	8	9	10 TB 7:00
11	12	13 OTT 7:00	14	15	16	17 SJ 10:30
18	19	20 LA 10:30	21 ANA 10:00	22	23 BUF 7:00	24
25 NYR 6:00	26	27	28 NYR 7:00	29 CAR 7:00		

# MAR

				1	2 CHI 8:00	
3	4 VGK 7:00	5 PIT 7:00	6	7 EDM 7:00	8	9 NSH 12:30
10	11	12 MTL 7:00	13	14 OTT 7:00	15	16 SJ 7:00
17 WPG 6:00	18	19 DET 7:00	20	21	22 COL 9:00	23 VGK 10:30
24 31	25	26 ARI 9:00	27	28 PIT 7:00	29	30 PIT 7:00

# APR

	1 COL 7:00	2	3	4 NYI 7:00	5	6 PHI 7:00
7 CAR 5:00	8	9 TB 7:00	10	11 FLA 7:30	12	13 NSH 8:00
14	15	16 CAR 7:00				



SCHEDULE SUBJECT TO CHANGE, TIMES LISTED AS EASTERN



**BlueJackets.com**

