



PEPSI, PEPSI-COLA, THE JOY OF PEPSI and the Pepsi Globe design are registered trademarks of PepsiCo, Inc.

BUFFALO SABRES 2003-2004 MEDIA GUIDE
BUFFALO SABRES 2003-2004 MEDIA GUIDE
BUFFALO SABRES 2003-2004 MEDIA GUIDE



Wendt's DAIRY



BUFFALO SABRES 2003-04 MEDIA GUIDE

Executive Editor: Michael Gilbert
 Editor: Matt Schmidt
 Contributing Editors: Gregg Huller, Scott Schranz, Brian Wheeler, Bill Wippert
 Photo Credits: Troy Frymire (Boncraft)
 Publication Design: Vicki Sitek
 Special Thanks: Elias Sports Bureau

Printed by Boncraft Printing Group, Orchard Park, N.Y.



BUFFALO SABRES 2003-04 MEDIA GUIDE

HSBC Arena
 One Seymour H. Knox III Plaza
 Buffalo, New York 14203

CONTACT NUMBERS

Executive Offices (716) 855-4100
 Tickets (888) GO-SABRES
 Merchandise (716) 855-4140

ON LINE
www.sabres.com





SABRES CLUB DIRECTORY

EXECUTIVE

Owner B. Thomas Golsano
 Managing Partner Lawrence Quinn
 Chief Operating Officer Daniel DiPofi

HOCKEY DEPARTMENT

General Manager Darcy Regier
 Assistant to the General Manager Larry Carriere
 Director of Player Personnel Don Luce
 Director of Pro Scouting Terry Martin
 Director of Amateur Scouting Jim Benning
 Professional Scout Kevin Devine
 Hockey Operations Assistant Scott Schranz
 Coordinator of Hockey Administration Mike Birmingham
 Travel Coordinator Neil Herman
 Scouting Staff Don Barrie, Bo Berglund, Iouri Khmylev
 Paul Merritt, Rudy Migay, Darryl Plandowski
 Mike Racicot, David Volek

Head Coach Lindy Ruff
 Assistant Coaches Scott Arniel, Brian McCutcheon
 Strength & Conditioning Coach Doug McKenzie
 Goaltender Coach Jim Corsi
 Administrative Assistant Coach Jeff Holbrook
 Head Trainer/Message Therapist Jim Pizzutelli
 Head Equipment Manager Rip Simonick
 Assistant Equipment Manager George Babcock
 Equipment Assistant Encl "Porky" Palmer

MEDICAL

Team Doctor Les Bisson, M.D.
 Doctors Nicholas Aquino, M.D., William Hartrich, M.D.
 Oral Surgeon Steven Jenson, DDS
 Team Dentist Daniel Yustin, DDS, M.S.
 Physical Therapist Joe Aquino
 Team Doctor Emeritus John L. Butsch, M.D.

LEGAL

Vice President - Legal Kevin Billet
 Director of Legal Affairs/Human Resources Richard Muegel
 Executive Assistant Eleanore MacKenzie

ADMINISTRATION

Management Information Systems Manager Marc Wittman
 IT Associate Jon Lamont
 Executive Assistant Donna Webb-Smith
 Receptionist Olive Anticola

BROADCAST PRODUCTION

Director of Technical & Broadcast Operations Al Weissman
 Staff Producer Joe Pinter
 Staff Director Eric Grossman
 Feature Producer/Editor Jeff Hill
 Broadcast Coordinator Lisa Tzetzto
 Broadcast Team Rick Jeanneret (Play-By-Play)
 Jim Lorentz (Color Commentary), Danny Gare (Reporter)

PUBLIC & COMMUNITY RELATIONS

Director of Public Relations Michael Gilbert
 Manager of Media Relations Gregg Huller
 Media Relations Assistant Matt Schmidt
 Public Relations Assistant Brian Wheeler
 Manager of Community Development Peter Hassen
 Youth Hockey Manager Patrick Fisher
 Mascot Relations Gene McAndrew
 Team Photographer Bill Wippert
 Director of Alumni Relations Larry Playfair
 Corporate & Community Relations Liaison Gilbert Perreault

MERCHANDISE

Director of Merchandise Mike Kaminska
 Store Manager Tammy John
 Assistant Store Manager Jeanne Rudyk
 Merchandise Manager - Inventory Control Glenn Barker
 Merchandise Manager - Event Sales Jeff Smith
 Administrative Assistant Brenda Samuel

SPONSORSHIP SALES/ SERVICE

Director of Sales John Livsey
 Director of Suite Sales Jody Ulrich
 Corporate Sales Manager Steve Cuccia
 Corporate Fulfillment Coordinator Lauren Hartmayer

FINANCE

Vice President - Finance John Marsh
 Accounting Manager Christine Ivansitz
 Payroll & Human Resource Manager Birgid Haensel
 Senior Accountant Frank Unger
 Accounts Payable Clerk Kim Binkley
 Accounting Clerk/Workers Comp Ann Pastwick
 Staff Accountant Brendan Adamshick

MARKETING

Vice President Sales & Marketing Jim Leahy
 Director of Marketing Rob Kopacz
 Director of Game Presentation Rich Wall
 Advertising & Promotions Coordinator Mike Walker
 Game Presentation & Special Events Coordinator Kristi Pusch
 Director of Creative Services Frank Cravotta
 Graphic Artist Vicki Sitek

TICKET SALES & OPERATIONS

Director of Ticket Operations & Services John Sinclair
 Director of Ticket Sales Dan Carroll
 Season & Group Account Executives Peter Bagnullo
 Mike Concialdi, Dan Keem, Vincent Nicoletti, James Sharrow
 Rochester Sales Representative Gary Muxworthy
 Account Services Representatives Roxanne Anderson
 Elaine Fredo, Gretchen Huzinec, Andrea Keane
 Box Office Manager Michael Tout
 Assistant Box Office Manager Christopher Makowski
 Special Consultant Joe Crozier
 Box Office Coordinators Marty Maloney, Peter Riedy
 Ticket Administrator Melissa Eagen
 Coordinator of Suite Services Michelle Mitchell

HSBC ARENA

Director of Arena Operations Stan Makowski, Jr.
 Director of Event Booking Jennifer Van Rysdam
 Director of Lacrosse & Amateur Athletics Kurt Silcott
 Event Services Manager John Faso
 Senior Event Manager Matt Rabinowitz
 Arena Marketing Manager Leslie Nartker
 Event Manager Beth Guilliani Gatto
 Administrative Assistant/Operations Tina Daniels
 Communications Technician Mike Queeno
 Chief Engineer Barry Becker
 Assistant Chief Engineer Brian Drabek
 Engineers John Blake, Patrick Needham
 Maintenance Manager Bill Graf
 Maintenance Crew Craig Berwaldt, Michael Destlino
 James Walker
 Ice Technician Chris Harszlak
 Building Services Manager Bud Redding
 Utility Crew Rodney Bailey, Pete Cicero, Dennis Hooper
 Kerry Kominiarek, Rick Laracuente
 Charles Mims, Jason Sattleberg
 Security Manager Marc Brenner
 Security Officers John Conde, Brian Conover, Mary Forster
 James McDuffie, Pete Schroeder

GENERAL INFORMATION

Telephone/Executive Offices (716) 855-4100
 Ticket Orders U.S. (888) GO-SABRES
 Canada (888) 689-GOAL
 Merchandise (716) 855-4140
 Home Ice HSBC Arena
 Capacity 18,690
 Dimensions of Rink 200 feet x 85 feet

TABLE OF CONTENTS



PERSONNEL

Scott Arniel	14
Jim Benning	11
Larry Carriere	10
Jim Corsi	15
Public Relations Department	19
Sabres' Directory	2
Rochester Americans' Directory	239
2003 NHL Entry Draft Selections	88-89
Senior Management	18
Daniel DiPofi	7
B. Thomas Golsano	4-5
Hockey Department	17
Jeff Holbrook	15
Don Luce	10
Terry Martin	11
Brian McCutcheon	14
Doug McKenzie	15
Player Biographies	23-73, 75-87
Lawrence Quinn	6
Darcy Regier	8-9
Lindy Ruff	12-13
Scouting Department	17
Sabres' Staff	20-22
2003-04 Training Camp Roster	74
Vice Presidents	7

ALL-TIME SABRES INFORMATION

Awards & Honors	109-111
All-time Draft Selections	90-96
All-time Goaltending Statistics	103
All-time Individual Scoring	97-103
All-time Records Vs.	167-169
All-time Home/Away Records	175
All-time Uniform Numbers	104-105
Retired Numbers	106-107
All-time Major Transactions	111-115

2002-03 SEASON

Individual Game-by-Game Statistics	123-127
Game Highs/Lows	130
The Last Time	133-134
Miscellaneous Statistics	166
NHL Leaders & Awards	119-122
NHL Standings	118
Regular Season Scores	135-136
Individual Statistics	122
Sabres Vs.	137-165
Individual Scoring Breakdown	128
Scoring by Halves of Season	129
Transactions	131-132

RECORDS & STATISTICS

1-0 Games	210
Attendance	198
Career, Single-Season Leaders	214-218
Empty Net Goals	210
Game Records	219
Hat Tricks	202-206
Individual Records	202-222
Last 10 Games Vs.	170-172
Opponent Records	223-224
Penalty Shots	211
Power Play/Penalty Information	199
Record by Month	176
Regular-Season Overtime Goals	200-201
Sabres' Firsts	116
Sabres' Streaks	173
Season Openers	178
Sabres' Year-by-Year Records	174
Shutouts	206-209
Year-by-Year Results & Statistics	180-197
Yearly Leaders	212
Yearly Goaltender Won-Loss Records	213

PLAYOFFS


Individual Scoring	226-227
Individual Goaltending	227
Opponent Playoff Leaders	238
Playoff Career Leaders	235
Playoff Hat Tricks	234
Playoff Overtime Games	233
Playoff Results	228-232
Playoff Shutouts	234
Playoff Team Records	236-237

AMERICAN HOCKEY LEAGUE REVIEW

Rochester Americans Information	239-249
---------------------------------	---------

TEAM & NHL INFORMATION

2003-04 Buffalo Sabres Schedule	IBC
Historic Look	260-262
How to Figure	254
Key Dates for 2003-04	177
HSBC Arena	263
Media Information	251
Medical Glossary	255-257
NHL Hockey Operations	258-259
NHL Staff Directory & Addresses	252
NHL Teams Directory	253
Radio/TV Information	250
Ticket Information	264



OWNER



**B. Thomas
GOLISANO**

potential of the small-business market had been proven, and Paychex was named to the INC. magazine list of "The Fastest Growing, Privately Held Companies in the U.S." Since then, Paychex has regularly enjoyed double-digit growth. In fiscal 2003, Paychex generated nearly \$1.1 billion in service revenues. The company has over 8,500 employees serving more than 490,000 clients.

Paychex and Golisano have consistently been recognized by the business, financial and national media. Paychex began 2003 by being named to FORTUNE's annual list of "100 Best Companies to work For" in America for the second straight year. The company was ranked number 88 in 2003 and number 42 in 2002. Paychex also was named to TRAINING magazine's Top 100 training organizations for a second consecutive year. Paychex ranked number 33 in 2003 and number 58 the previous year. On the 2002 FORBES 500 list, Paychex ranked number 150 in market value, up from 169 in 2001. The Wall Street Journal rated Paychex among the top 25 best performers over a 10-year period based on total shareholder return. In May 2003, FORBES magazine rated Golisano among the top CEOs in its annual ranking of chief executives who provide shareholders the best return compared to the CEO's pay. Golisano ranked number three in 2003 and number one in 2002. In 2001, Paychex, Inc. was rated the number one business services company on the FORBES Global A-List. Also in 2001, Paychex ranked number 47 on BUSINESWEEK's list of 50 top performing companies in the S&P 500. In May 2001, CHIEF EXECUTIVE magazine named Golisano to its 10th annual CEO Growth 100 list.

Golisano has often been recognized for his entrepreneurial and civic achievements. In June 2002, Golisano was awarded the David T. Kearns Medal of Distinction, which recognizes significant achievements in business, public service and education, by the University of Rochester's William E. Simon Graduate School of Business Administration. In October 2001, Golisano was selected as a member of the inaugural class for the Rochester Business Hall of Fame. As a major stockholder in eight other national companies, he earned a place on INC. magazine's "Dream Team of the Eighties" list, and was named "Entrepreneur of the Decade" by Rochester Business Magazine. He was recipient of the 1987 Herbert W. VanderBrul Entrepreneurial Award, presented by Rochester Institute of Technology's College of Business. In 1996, he received the "Master Entrepreneur" award in Ernst & Young's Entrepreneur of the Year competition for Western New York.

In 1997, Golisano was honored with the "Distinguished Citizen of the Year" award from the Oletiana Council of the Boy Scouts of America. Family Service of Rochester presented him with the Shumway Distinguished Service Award in 1995. In 1993, he received both the Humanitarian of the Year Award, presented by the Boy's Town of Italy, and the Commerce and Industry Award of the Rochester Chamber of Commerce.

Golisano received the 2001 Outstanding Alumni Award from the American Association of Community Colleges. In 1999, Golisano received an honorary Doctor of Laws Degree from St. John Fisher College in Rochester, N.Y. Five years earlier, he received an honorary Doctor of Laws Degree from Roberts Wesleyan College, also in Rochester, N.Y.

Tom Golisano saw the value of the Buffalo Sabres to Western New York - as an economic and community asset - and in a departure from the world of business, he stepped forward to become the owner of the National Hockey League team.

Golisano, who purchased the Buffalo Sabres on March 14, 2003, is the founder, chairman, president and chief executive officer of Paychex, Inc., headquartered in Rochester, N.Y. Paychex is a leading national provider of payroll, human resource and benefits solutions for small- to medium-sized businesses. The Sabres have made much progress during his brief time as owner and have more plans for the future.

Golisano started Paychex in 1971 at the age of 30, with the intention of primarily serving small businesses. At that time, payroll processors targeted larger employers, those with over 100 employees. Companies with 1 to 200 employees account for approximately 98 percent of all U.S. businesses. What started as a single operation expanded through franchise agreements and joint ventures until Paychex consolidated into one private company in 1979.


By 1983, when Paychex became a public company, the potential of the small-business market had been proven, and Paychex was named to the INC. magazine list of "The Fastest Growing, Privately Held Companies in the U.S." Since then, Paychex has regularly enjoyed double-digit growth. In fiscal 2003, Paychex generated nearly \$1.1 billion in service revenues. The company has over 8,500 employees serving more than 490,000 clients.

Golisano demonstrates ongoing generosity and commitment to the greater Rochester community, home of Paychex corporate headquarters. In November 2002, Golisano donated \$5 million to Thompson Health in Canandaigua, N.Y., which is about 25 miles southeast of Rochester. The gift will be used to create the Golisano Center for Emergency and Diagnostic Medicine. In April 2002, Golisano contributed \$14 million to Strong Children's Hospital in Rochester, N.Y., enabling the hospital to begin a comprehensive fundraising campaign. In honor of the gift, the hospital, which is part of the University of Rochester Medical Center, is now known as Golisano Children's Hospital. Golisano's gift is the largest ever given to the Children's Hospital or the University of Rochester Medical Center by a living donor.

In February 2001, he made a \$14 million gift to Rochester Institute of Technology, enabling that university to launch development of a new college that incorporates computing and the Internet with information sciences. The B. Thomas Golisano College of Computing and Information Sciences, named for its founding donor, officially opened in May 2003. It offers students opportunities to earn bachelor's and master's degrees. Golisano is also a trustee of RIT.

In October 2001, Golisano made a \$5 million contribution to Roberts Wesleyan College, the largest gift in the history of the small liberal arts college, located in Rochester, N.Y. The college will use the funds to construct the B. Thomas Golisano Library and Information Resource Center.

Golisano is a strong advocate for the reduction of substance abuse and teen pregnancy and serves on the executive committee of Prevention Partners, a Rochester coalition designed to combat illegal drugs and alcohol abuse. He is founder of the B. Thomas Golisano Foundation, which awards grants to organizations dedicated to providing opportunities for those with disabilities and offering support to their families. Golisano chaired the successful capital campaigns of two Rochester not-for-profit organizations, School of the Holy Childhood and the AI Sigi Center. He has also served on the boards of Rochester General Hospital, Norstar Bank, and St. John Fisher College. Golisano's interest in working to reduce substance abuse and teenage pregnancy at the local level is matched by his concern for the need to seek political reform. To that end he became a founding member of the Independence Party of New York State. As a candidate of that party, Golisano ran for governor of New York in 1994, 1998 and 2002. He is a native of Irondequoit, N.Y., a suburb of Rochester. He is a graduate of the State University of New York at Alfred.



MANAGING PARTNER



Lawrence
QUINN

Lawrence Quinn returns to the Sabres' franchise and is in his first season as the Managing Partner. After being lured back to Buffalo in 1992 to oversee the construction of the HSBC Arena, new owner B. Thomas Golisano tabbed Quinn in April 2003, to guide the franchise's return to stability.

Since Golisano's purchase of the club, Quinn has re-energized the teams' marketing strategy and fan base by quickly reducing prices for the 2003-04 season. But fans only need to look back to last season's final game to see the changes. In just two days, Quinn pulled off a dream come true for die-hard Sabres supporters as the team came on to the ice wearing the traditional "Blue and Gold" uniforms the club wore for its first 26 seasons. Adding to the offseason excitement are the acquisitions of several new players: Chris Drury, Steve Begin, Joel Bouchard and Andy Delmore, along with signing key free agents already on the roster: Alas Kotalk and Curtis Brown. Perhaps the most significant move was the signing of General Manager Darcy Regier and Head Coach Lindy Ruff to new contracts. Regier and Ruff make up the second-longest GM/Coach combination in the NHL, behind St. Louis by only two days.

The new marketing strategies look to develop the Sabres as a regional franchise by expanding the club's exposure in the Rochester, N.Y., market.

To capture Rochester's love of sports, especially hockey, the Sabres will hold a portion of training camp, an exhibition game, and, for the first time, an NHL regular-season game at the Blue Cross Arena. In addition to the teams' commitment to southern Ontario, the Sabres are poised to expand their appeal in several markets.

Upon graduating from the University of Notre Dame, Quinn returned to Buffalo and became the city's Director of Community Development at the age of 24. After promoting the development of two downtown hotels, the first in 40 years, and the construction of two office buildings and numerous residential condominiums on the waterfront, the 28-year-old Quinn was appointed as the Commissioner of Economic Development, the youngest commissioner in city government history.

After 10 years in New York City as Vice President of the Jeffersonian Corporation, a Manhattan real estate development company, Quinn returned to Buffalo to head the development and construction of the now HSBC Arena as the Sabres Executive Vice President. He was the driving force behind the design, site acquisition, construction, and operation. The arena was completed on time and under budget for \$127 million. He was promoted to President and CEO of the Buffalo Sabres in the fall of 1996. During his two years, the team won the Northeast Division title and advanced to the Conference Finals, achievements that had not been accomplished in over 15 years. The franchise also broke previous attendance marks and revenue records. He left the team after the Knox Family sold the franchise in 1998.

Having always been involved in development, Quinn has since operated a technology start-up company in New York in addition to overseeing the construction of the new Irish Classical Theater in downtown Buffalo.



Daniel DiPofi begins his first season with the Sabres as Chief Operating Officer after serving in several financial capacities with the franchise under the Knox family. DiPofi's main focus with the organization is business operations for the team and the 18,000 plus-seat HSBC Arena. In the arena's six years of existence, the venue has hosted an estimated 10.7 million fans since opening prior to the 1996-97 NHL season.

DiPofi comes to the Sabres after serving for two years as the Vice President of Business Operations & Finance with the Rochester Sports Group handling the Rochester Americans and the Blue Cross Arena. He also served as the Amerks' Alternate Governor to the American Hockey League.


After graduating from Niagara University in 1984, he worked as a certified public accountant with Price Waterhouse until being hired by the Sabres as Corporate Controller four years later. After guiding the organization through drastic changes in the NHL's economic structure in the early 1990s, DiPofi was promoted to Vice President of Finance in 1992 and two years later was named Executive Vice President, overseeing the long-term financial structure of the franchise. With his extensive background in private and public finance, DiPofi was instrumental in the franchise's economic stability as the team and region tackled the construction and funding of the Crossroads Arena project (now, the HSBC Arena). He left the team in 1998 after the Knox family sold the franchise.

He and his wife, Janet, reside in Clarence, N.Y., with daughters: Ellen (13), Sarah (12), and Colleen (9).

CHIEF OPERATING OFFICER



Daniel
DIPOFI



GENERAL MANAGER



Darcy
REGIER

Darcy Regier enters his seventh season with the Sabres as General Manager and has returned his primary focus to the hockey operations after helping the organization through bankruptcy and the NHL operation of the club last season. With new ownership firmly in place, Regier and his staff have quickly upgraded the team's talent and focused their efforts on solidifying the future.

Buffalo made its biggest trade in recent history on July 3, 2003, when Regier acquired Chris Drury, along with Steve Begin, from Calgary. A winner at every level, Drury captured a Little League World Series title as a youth, the Hobey Baker Award in college, the Calder Trophy, an Olympic Silver medal and the 2001 Stanley Cup. Perhaps the most significant move was when Regier retained head coach Lindy Ruff, the winningest coach in team history. Regier and Ruff make up the second-longest GM/Coach combination in the NHL, behind St. Louis' Larry Pleau and Joel Quenneville by only two days.

The additions to this team began with the acquisition of Daniel Briere from Phoenix just before the trade deadline in March 2003. Briere joined J.P. Dumont and Jochen Hecht to form the Sabres' most entertaining

line. Briere, as well as his linemates, would help carry the Sabres offensively for the rest of the season by recording four multiple-point games down the stretch and 12 points in his 14 games with Buffalo. Adding to that young line was the development of rookie Ales Kotalik to give Buffalo a core of solid, young players.

Upon his arrival, Regier reorganized the organization's scouting department. Kotalik, drafted in the sixth round, recorded 21 goals, ranking him second among all NHL rookies and finished just nine points behind rookie scoring leader Henrik Zetterberg despite playing in 11 fewer games. The Sabres also signed their 2001 second-round pick, Derek Roy, in the offseason after Roy led his Kitchener team to the Memorial Cup title and was named playoff MVP. At the 2003 draft, Regier picked in the top 10 for the first time and selected the University of Minnesota's Thomas Vanek with the fifth overall selection. Fans in Buffalo immediately remembered Vanek leading the Golden Gophers to their second consecutive NCAA Championship in April at the HSBC Arena.

Prior to joining the Sabres, Regier served as Director of Hockey Administration, Assistant Coach and Assistant General Manager for the New York Islanders. While on Long Island, he supervised the club's amateur development and saw its International Hockey League affiliate win back-to-back championships (Denver Grizzlies in 1994-95 and then, after moving to Salt Lake City, the Utah Grizzlies in 1995-96). Legendary Islanders' coach Al Arbour, along with Bill Torrey, who served in roles as General Manager, President, Chairman of the Board, and Consultant with New York, were significant contributors to Regier's career. Regier left the Islanders' organization briefly in the 1991-92 season to serve as an assistant coach with the Hartford Whalers.

Born in Swift Current, Saskatchewan, he was the fifth choice (77th overall) of the California Golden Seals in the 1976 NHL Amateur Draft. He appeared in 26 NHL games over the course of three seasons with the Cleveland Barons



and the New York Islanders, recording two assists and 35 PIM. Regier played parts of eight seasons of professional hockey and was a member of three championship teams. In 1982, he was named a First Team All-Star with Indianapolis (IHL), where he learned from one of the people he considers an influence on his hockey life, current Detroit Red Wings Senior Vice President Jim Devellano, then the team's GM.

During his playing career, Regier was involved in the early setup of the Professional Hockey Players' Association.

He and his wife, Katherine, reside in Clarence, N.Y., and have three sons: Jonathan (22), Justin (18), and Jarrett (10).

Buffalo Sabres General Manager Timeline

Dec. 2, 1969 - NHL awards Buffalo with a NHL franchise

George "Punch" Imlach (January 16, 1970 - December 4, 1978)

Highlights: Drafted Gilbert Perreault, Richard Martin, Craig Ramsay, Jim Schoenfeld, Danny Gare.

6/10/70 - Acquired Roger Crozier from Detroit for Tom Webster.

3/04/72 - Acquired Rene Robert from Pittsburgh for Eddie Shack.

*John Anderson - Promoted to Director of Player Personnel Dec. 7, 1978.

In that role, he acted as General Manager until June 11, 1979.

Scotty Bowman (June 11, 1979 - December 2, 1986)

Highlights: Drafted Mike Ramsey, Lindy Ruff, Phil Housley, Dave Andreychuk, Tom Barrasso, John Tucker.

12/2/81 - Acquired Mike Foligno, Dale McCourt, and Brent Peterson

from Detroit for Jim Schoenfeld, Danny Gare and Derek Smith.

Gerry Meehan (December 2, 1986 - July 30, 1993)

Highlights: Drafted Pierre Turgeon, Alexander Mogilny, Rob Ray, Donald Audette, Brad May, Richard Smehlik.

6/16/90 - Acquired Dale Hawerchuk from Winnipeg for Phil Housley,

Scott Arniel, and Jeff Parker.

10/25/91 - Acquired Pat LaFontaine, Randy Wood and Randy Hillier

from N.Y. Islanders for Pierre Turgeon, Uwe Krupp, Dave McLlwain and Benoit Hogue.

8/7/92 - Acquired Dominik Hasek from Chicago for Stephane Beauregard.

John Muckler (July 30, 1993 through May 14, 1997)

Highlights: Drafted Curtis Brown, Jay McKee, Martin Biron, Erik Rasmussen

4/7/95 - Acquired Alexei Zhitnik, Charlie Huddy and Robb Stauber

from Los Angeles for Phillippe Boucher, Grant Fuhr and Denis Tsygurov.

7/08/95 - Acquired Michael Peca and Mike Wilson from Vancouver

for Alexander Mogilny.

3/18/97 - Acquired Miroslav Satan from Edmonton for Craig Millar

and Barrie Moore.

*Larry Carriere - Assistant to the General Manager served as acting GM from May 14, 1997 through June 11, 1997.

Darcy Regier (June 11, 1997 to present...)

Highlights: Drafted: Maxim Afinogenov, Dmitri Kalinin, Ryan Miller, Derek Roy

6/24/01 - Acquired Tim Connolly and Taylor Pyatt from N.Y. Islanders

for Michael Peca.

3/11/03 - Acquired Daniel Briere from Phoenix for Chris Gratton.

7/03/03 - Acquired Chris Drury and Steve Begin from Calgary

for Rhett Warrener and Steven Reinprecht.

Larry CARRIERE



ASSISTANT TO THE GENERAL MANAGER

Larry Carriere, "The Hawk," begins his 11th season in the Sabres front office, his ninth in the position of Assistant to the General Manager. He has worked in a variety of roles since joining the club, but he primarily deals with professional player development in Rochester, pro scouting and hockey operations.

The Sabres tapped a majority of their young talent this past season as eight players made their NHL debuts. In fact, of the 33 players who suited up for the Sabres in 2003, 25 players have played with the Rochester Americans.

Two players who recently developed with the Rochester Americans and made the successful journey to the Sabres are defensemen Henrik Tallinder and winger Ales Kotalik. Despite battling knee and shoulder injuries, Tallinder recorded a solid rookie season on defense, finishing fourth in average ice time among all NHL rookies. Kotalik might have made the biggest rookie impact. After recording 43 points in 68 games with Rochester two seasons ago, Kotalik recorded 21 goals, 14 assists for 35 points in 68 games to finish third on the Sabres in scoring after being

selected in the sixth round (164th overall) in the 1998 NHL Entry Draft. His 35 points were the most by a Buffalo rookie since Derek Plante recorded 56 points in the 1993-94 season. Additionally, Kotalik's 21 goals ranked second among all NHL rookies and he finished just nine points behind rookie scoring leader Henrik Zetterberg despite playing in 11 fewer games.

Prior to being named to his current position, Carriere was the team's Director of Player Evaluation after serving as a scout for the Sabres in the Quebec region for eight years. He is also fluent in French.

The team's second-round draft choice in 1972, Carriere played 206 games over two stints with the Sabres during his seven-year NHL career. Carriere's playing days with Buffalo started in the 1972-73 season. Following the Sabres' appearance in the 1975 Stanley Cup Finals, he was dealt to the Atlanta Flames. In addition to playing with Atlanta, Carriere was with Vancouver and Los Angeles before returning to Buffalo during the 1977-78 season. He appeared in 416 NHL games, recording 17 goals and 83 assists for 100 points, and 512 penalty minutes.

Carriere graduated from Loyola College in Montreal with a bachelor of commerce degree, with a major in business administration. He has also studied management at the University of Michigan. Larry and his wife, Suzanne, live in Williamsville, N.Y., and have two grown children: Stephanie, a law student in Montreal, and Nicholas, an assistant hockey coach at Fredonia State University.

Don LUCE



DIRECTOR OF PLAYER PERSONNEL

Don Luce is in his 17th season as the Buffalo Sabres Director of Player Personnel, overseeing the team's 11-person scouting staff and directing the team's NHL Entry Draft. Under his direction, the Sabres scout the NHL, AHL, and ECHL, as well as the Canadian junior leagues, American high schools and colleges, and European leagues.

Luce and his staff have put together a group of talented young players who are the core of both the Buffalo Sabres and the Rochester Americans, and continue to build for the future with drafted players in Europe, Canadian junior and collegiate hockey in North America. Jay McKee, Curtis Brown and Martin Biron are part of a nucleus of players who have developed with the franchise at all levels and have been key contributors. Ales Kotalik, the Sabres' sixth-round choice in 1998, received Calder Trophy consideration after finishing second among all NHL rookies in goals scored. Luce and his team of amateur scouts selected Derek Roy in the second round in 2001. After being passed over because of his 5'9" frame, Roy caught the

eyes of every NHL team after leading Kitchener to the 2003 Memorial Cup while garnering MVP honors.

He first joined the Sabres' front office in 1984 when he worked on special assignments and as an assistant coach. He spent the 1985-86 season as an American scout before taking on his current role in 1987. One of his major accomplishments was his instrumental role in bringing Alexander Mogilny to America in 1989.

A member of the Buffalo Sabres' Hall of Fame, Luce originally became a Sabre as part of a trade with Detroit for Joe Daley in 1971. He spent almost 10 full seasons with Buffalo and ranked with Craig Ramsay as two of the league's best penalty-killers throughout the 1970s.

In 1974-75, Luce enjoyed arguably his finest season by helping the Sabres to the Stanley Cup Finals. He set two team records which still stand today: eight short-handed goals in a season and an incredible +61 plus/minus ranking. He capped the year by winning of the Bill Masterton Memorial Trophy, which is given to the NHL player who best exemplifies the qualities of perseverance, sportsmanship, and dedication to hockey.

After a trade to Los Angeles in 1981, Luce played one more season with Toronto before retiring. He appeared in a total of 894 NHL games, registering 225 goals and 329 assists for 554 points, and 364 PIM. Luce still ranks in the top 10 with Buffalo in eight career categories.

As a result of his many accomplishments on and off the ice, Luce was honored with induction into the Greater Buffalo Sports Hall of Fame in September 1997. He and his wife Diane have four grown children: daughters Kim, Kelly and Kristin (Ryan Sturm) and son Scott, who currently is the Florida Panthers' Director of Amateur Scouting. Scott and his wife Ann have two sons, Harrison (8) and Griffin (5).

Terry MARTIN



DIRECTOR OF PROFESSIONAL SCOUTING

Terry Martin returns for his 15th season with the Sabres hockey department and fifth as the team's Director of Professional Scouting. In his role, Martin is instrumental in the evaluation of the talent in the NHL, AHL and European Hockey Leagues.

After a successful NHL career, Martin was the head coach of the OHL's Toronto Marlboros from 1987-1989. He then returned to the Sabres' organization and served as an assistant coach with the Rochester Americans from 1989-90 to 1994-95. During his time with the Amerks, Martin was a part of three Calder Cup Finals teams. From 1990-92, he served as an assistant under Don Lever and spent the other four seasons with John Van Boxmeer, the Amerks' all-time coaching wins leader. After being a Sabres' assistant coach for the 1995-96 season, he served as a Pro Scout for the team for three seasons. He was named to his current position prior to the 1999-2000 season.

Born in Barrie, Ontario, Martin was originally drafted by the Sabres in the third round (44th overall) of the 1975 NHL Entry Draft. He appeared in 148 games with Buffalo from 1975-76 to 1978-79, scoring 20 goals and 22 assists. He was selected by the Quebec Nordiques in the 1979 NHL Expansion Draft only to be dealt to Toronto, where he enjoyed great success, scoring 83 goals and 76 assists in 317 games and was twice nominated for the Bill Masterton Memorial Trophy. Martin later played for the Edmonton Oilers and the Minnesota North Stars before moving behind the bench in 1987. In all, he played 10 seasons in the NHL, appearing 479 games, scoring 104 goals and 101 assists for 205 points. In 1999, he was elected the Barrie Sports Hall of Fame, joining NHL players Shayne Corson, Mike Gartner and Doug Shedden as well as former NHL Referee Ron Hoggarth as members.

Martin and his wife Nancy reside in Amherst, N.Y., and have a daughter, Tracy.

Jim BENNING



DIRECTOR OF AMATEUR SCOUTING

Jim Benning begins his 10th season with the Buffalo Sabres and his sixth as Director of Amateur Scouting. In his role with the organization, Benning oversees all scouting of amateur hockey in North America and Europe.

One recent success of Benning and the amateur scouts can be seen in the development of Ryan Miller. After shattering collegiate goaltending records, Miller opened his professional career this past season with both the Sabres and their AHL affiliate, Rochester. He appeared in 15 games with the Sabres and recorded his first NHL shutout. Miller was Buffalo's fifth-round choice in 1999. Another recent selection, Derek Roy (Buffalo's second-round choice in 2001), was the Memorial Cup MVP after leading Kitchener to the championship.

Benning joined the Sabres in 1994-95 as an amateur scout under then-Director of Amateur Scouting Jack Bowman. He was promoted to his current position in 1998. Benning is responsible for scouting players in the WHL, OHL, QMJHL, NCAA and American high schools as well as amateur hockey leagues throughout Europe. He is also responsible for scheduling the Sabres' amateur scouts and insuring that all amateur hockey players are scouted thoroughly.

After an NHL career that spanned nine seasons with the Toronto Maple Leafs and Vancouver Canucks, Benning spent one season playing professional hockey in Italy. After retiring in 1992, Benning attended college before the Anaheim Mighty Ducks hired him as an amateur scout in 1993-94.

A first-round draft choice (sixth overall) of the Toronto Maple Leafs in the 1981 NHL Entry Draft, Benning played for the Leafs until 1986 when he was traded to Vancouver, playing three more seasons with the Canucks. In 605 career NHL games, he scored 52 goals and 191 assists for 143 points.

Benning resides in Portland, Ore., with his wife Rhonda and their three children: Brandon (15), Danica (12) and Nicholas (6).

HEAD COACH



Lindy RUFF

Lindy Ruff opens his seventh season behind the Sabres' bench and looks to continue adding to his very impressive list of coaching accomplishments. He already is the Sabres' all-time winningest coach after recording a 5-2 victory over the Philadelphia Flyers on Feb. 18, 2003. The win, Ruff's 211th as the Sabres' head coach, moved past Hall of Fame coach Scotty Bowman for the most coaching victories in Sabres' history. During his coaching career in Buffalo, he has compiled a record of 216-205-71 and his six years behind the bench mark the fourth-longest tenure among active NHL head coaches (Maurice-Carolina, Martin-Ottawa, Quenneville-St. Louis). He is first in team history in playoff wins (32) and playoff games coached (54). The team's 1-1 tie vs. the N.Y. Islanders April 3, 2002, was his 405th game behind the bench, passing Bowman for first on the Sabres' all-time games coached list.

In the past six seasons, Buffalo has amassed a 43-25-10-4 combined record for 100 points in games following the trade deadline. Much of this success can be attributed to Ruff and his coaching staff, which has never allowed the players to quit on a season regardless of their position in the standings. The Sabres have the seventh-best winning percentage (61.0 percent), are tied for third-most wins (43), and are tied for the third-most points (100) following the trade deadline over the past six seasons. The other half of the equation is the deals made by GM Darcy Regier to bring in proven players for the stretch run or players to help build the team for the immediate future.

After acquiring Daniel Briere at the trade deadline in 2003, the team went 5-2-1-1 to end the 2002-03 season.

Ruff has a .593 playoff winning percentage and is the Sabres' all-time leader in playoff games coached (54), and wins (32), surpassing Bowman's mark of 18 wins (set over five seasons). In only his second season as a head coach, Ruff led the 1998-99 Sabres to their first Stanley Cup Finals in 24 years and established himself as one of the league's top coaches. He also achieved a club record that season for the most wins (14) in one playoff year. In the process, Ruff became only the third head coach under the present Stanley Cup Playoff format to lead his team to the Conference Finals in each of his first two seasons. He also earned the honor of coaching the World Team in the All-Star Game in Tampa Bay in January 1999, by having the best record at mid-season in the Eastern Conference. Ruff joined Bowman and Floyd Smith as the only Buffalo coaches to be named head coach of an All-Star Team.

Hired as the 15th head coach in team history on July 21, 1997, Ruff achieved playoff success that first year which none of his predecessors had ever experienced. The 1997-98 squad set a team record by winning eight-straight playoff games and tied the old club mark with 10 playoff wins. The conference finals appearance was the team's first since 1980, which ironically was Ruff's rookie year with Buffalo.

Ruff was Sabres' second-round (32nd overall) draft pick in 1979 following a distinguished career as a defenseman with Lethbridge (WHL). He made the team at his first training camp and played in 63 games during the 1979-80 season and was named the team's rookie of the year. Ruff ranks sixth on the Sabres' all-time regular season list in penalty minutes (1,126) and is tied for 11th in games played (608). In 691 career NHL games, he recorded 105 goals and 195 assists for 300 points and 1,264 penalty minutes.

In his third season with Buffalo, Ruff was converted to left wing after having played defense throughout his junior career and his first two pro seasons. In November 1986, he received perhaps his greatest individual honor as a Sabre when he was named to replace Gilbert Perreault as team captain after the legend's retirement. Ruff continued to display leadership qualities as a player when he returned to defense in January 1987.

Head Coaching Record




			Regular season			Playoffs	
			W	L	T	W	L
1997-98	Buffalo	NHL	36	29	17	10	5
1998-99	Buffalo	NHL	37	28	17	14	7
1999-00	Buffalo	NHL	35	36	11	1	4
2000-01	Buffalo	NHL	46	31	5	7	6
2001-02	Buffalo	NHL	35	36	11	—	—
2002-03	Buffalo	NHL	27	45	10	—	—
TOTALS			216	205	71	32	22

Ruff ended his professional playing career after a stint as a player/assistant coach with the San Diego Gulls of the IHL in the 1992-93 season. When the NHL expanded again for the 1993-94 season, Head Coach Roger Neilson (who coached Ruff in Buffalo and with the Rangers) tabbed Ruff as one of his assistants for the new Florida Panthers. As the primary coach of the penalty-killing unit and defensemen, Ruff received many accolades for his work. In just their third season in existence, the over-achieving, hard-working Panthers advanced to the 1996 Stanley Cup Finals.

The 43-year-old Ruff, and his wife Gaye reside in Clarence, N.Y., with their four children: Brett (14), Eryn (12), and twins Brian and Madeleine (9).

Playing Statistics

		Regular Season							Playoffs			
Season	Team	League	GP	G	A	PTS	PIM	GP	G	A	PTS	PIM
1977-78	Lethbridge	WHL	66	9	24	33	219	8	2	8	10	4
1978-79	Lethbridge	WHL	24	9	18	27	108	6	0	1	1	0
1979-80	Buffalo	NHL	63	5	14	19	38	8	1	1	2	19
1980-81	Buffalo	NHL	65	8	18	26	121	6	3	1	4	23
1981-82	Buffalo	NHL	79	16	32	48	194	4	0	0	0	28
1982-83	Buffalo	NHL	60	12	17	29	130	10	4	2	6	47
1983-84	Buffalo	NHL	58	14	31	45	101	3	1	0	1	9
1984-85	Buffalo	NHL	39	13	11	24	45	5	2	4	6	15
1985-86	Buffalo	NHL	54	20	12	32	158	—	—	—	—	—
1986-87	Buffalo	NHL	50	6	14	20	74	—	—	—	—	—
1987-88	Buffalo	NHL	77	2	23	25	179	6	0	2	2	23
1988-89	Buffalo	NHL	63	6	11	17	86	—	—	—	—	—
	N.Y. Rangers	NHL	13	0	5	5	31	2	0	0	0	17
1989-90	N.Y. Rangers	NHL	56	3	6	9	80	8	0	3	3	12
1990-91	N.Y. Rangers	NHL	14	0	1	1	27	—	—	—	—	—
1991-92	Rochester	AHL	62	10	24	34	110	13	0	4	4	18
1992-93	San Diego	IHL	81	10	32	42	100	14	1	6	7	26
	NHL Totals		691	105	195	300	1264	52	11	13	24	193
	Buffalo Totals		608	102	183	285	1126	42	11	10	21	164



Brian McCUTCHEON



ASSISTANT COACH

Brian McCutcheon enters his fourth season with Buffalo as an assistant coach. Prior to joining the Sabres' staff, he had three successful years coaching the Rochester Americans. After twice taking the Amerks to the Calder Cup Finals, he was tabbed to help develop the Sabres' younger talent whom he had coached at the AHL level.

McCutcheon was key in helping to develop some of the team's younger talent, including Maxim Afinogenov, Dmitri Kallinin and goaltenders Martin Biron and Mika Noronen. In 2001-02, Afinogenov set career highs in goals (21) and points (40). In 2002-03, Kallinin, although slowed by injury, continued his steady play and led the Sabres' blueliners with eight goals. Biron set a Sabres' record with a 221:58 shutout string while Noronen again was one of the Amerks' top goaltenders and, when with the Sabres, posted the team's top save percentage (91.2 percent).

McCutcheon ended his Rochester tenure with a record of 128-82-9 and saw his Amerk teams reach the playoff each season. Under his guidance, the Amerks won back-to-back Western Conference titles for most points (111) and wins (52) in the 1998-99 season.

Prior to joining the Amerks, McCutcheon served as the Head Coach and Director of Player Personnel for the Columbus Chill of the East Coast Hockey League. In his only season with the Chill, he was named the ECHL's Coach of the Year after leading them to a 44-21-5 mark, which set franchise records for most wins and most points in a season, and the North Division title.

Before moving to the pro level, McCutcheon was the head coach at his alma mater, Cornell, from 1987 to 1995 and led the Big Red to a 108-105-24 record. As a player, he led Cornell to the 1970 national championship. He was inducted into the Cornell University Sports Hall of Fame in 1986. Prior to coaching at Cornell, McCutcheon coached at Elmira College for seven seasons, the last six as head coach. He posted a 103-60-1 record and was named the 1986 New York State Coach of the Year after guiding Elmira to a number one ranking in NCAA Division III.

During a three-year career with the Detroit Red Wings, McCutcheon appeared in 37 games, recording three goals, one assist and seven penalty minutes.

A Toronto native, he and his wife Susan have two children: Kelly and Mark. Mark was a fifth-round selection by the Colorado Avalanche in the 2003 NHL Entry Draft.

Scott ARNIEL



ASSISTANT COACH

Scott Arniel returns for his second season as an assistant coach, working mainly with the club's special teams.

In his first season as a member of Lindy Ruff's coaching staff, Arniel helped raise the Sabres' power play from being ranked 27th in 2001-02 in the league to 20th. The Sabres' penalty-killing unit placed sixth overall, giving it three-straight seasons in the top 10.

Before joining Buffalo, Arniel was a member of the Manitoba Moose (AHL) organization from 1996-97 to 2001-02, serving the past three seasons as an assistant coach. He signed with the Moose after winning the Turner Cup with the Utah Grizzlies. In 1996-97, he captured the team's unsung hero award, and followed that with a 70-point season in 1997-98 to earn the Moose's Most Valuable Player award. Arniel was also named captain for the 1997-98 and 1998-99 seasons.

As a player, Arniel spent two of his 18 professional seasons in Buffalo. He was known as one of the league's best two-way players and, in 1987 and 1988, was named the Sabres' Tim Horton Award winner for a player whose performance is far superior to the public recognition he has received.

A native of Kingston, Ontario, he and his wife Lia have two children: Brendan (13) and Stephanie (10)

Jim CORSI



GOALTENDING COACH

Goaltending coach Jim Corsi enters his sixth season and first campaign as a full-time member of the coaching staff. He works with the Sabres' netminders as well as the team's prospects throughout the minor leagues. The Sabres benefit from having three young goaltenders poised to become solid NHL backstoppers in Martin Biron, Mika Noronen and Ryan Miller.

Corsi brings over 20 years of experience as a player, coach, manager and hockey analyst. He previously served as the Goaltending Coach with the Canadian Women's Team, Ottawa University (CIAU), Schwenningen HC (Ger/DEL), St. Michael's Majors (OHL), McGill University (CIAU) (1992) and Concordia University (CIAU). Corsi is a member of the Concordia University Athletic Hall of Fame in hockey and soccer.

As a professional player, he played with Edmonton Oilers and the Minnesota North Stars, as well as Quebec Nordiques of the WHA before playing in Europe, Russia and China from 1980-92. Corsi played for the Italian National Team at the 1984 Winter Olympic Games and represented Italy several times in the World Ice Hockey Championships.

Corsi is fluent in English, French, Italian and German. He and his wife Cathy reside in Ile Bizard, Quebec, with their sons Stephen (21) and Danny (18).

Doug MCKENNEY



STRENGTH & CONDITIONING COACH

Doug McKenney begins his ninth season with the Sabres' coaching staff. His duties with the team include working on strength and conditioning programs with club players, Rochester Americans, Sabres' draft choices, and potential draftees. He also works with physical therapists and team doctors on the rehabilitation of all injured players.

McKenney, 45, was named the team's first-ever Strength and Conditioning Coach in July 1995 and has steadily improving the team's performance levels ever since. The team's durability over the last six years is a tribute to McKenney's programs. They finished among the top four teams in four of those six seasons to have the least amount of man-games lost. In addition, center Tim Connolly boasted the NHL's third-longest consecutive games played streak at 286 straight until being suspended.

McKenney places a special emphasis on teaching players nutrition to maintain conditioning throughout the season and make strength gains in the offseason. He has developed recommended menus for local restaurants and chains, which players can consult to help make smart food choices. McKenney also utilizes computer software to analyze each player's food intake and make suggestions on how they can improve their diets. Before the players leave for the offseason, McKenney, in conjunction with the hockey department, devises a conditioning manual and video tailored to each player's individual needs and can track their workouts via the Internet. For those players who remain in Buffalo, he supervises their off-season conditioning and skating programs.

McKenney joined the Sabres after serving as the Hartford Whalers' strength and conditioning coach for six years. Prior to joining the Whalers, he served in the same capacity for the Pittsburgh Penguins for four years.

A 1981 graduate of Springfield College, McKenney taught physical education and served on the coaching staff of the football team at Dover High School in New Hampshire. He was elected into the Dover Sports Hall of Fame in September 2002. He holds a master's degree in exercise physiology from Mississippi State University.

He and his wife Suzanne reside in Hamburg, N.Y., with their two sons, Matthew (16) and Neil (14).

Rick MARTIN



SKILL DEVELOPMENT COACH

One of the Sabres' all-time great players, Rick Martin, begins his first season as a skill development coach with the team. In this capacity, Martin will work with various Sabres individually on offensive skills, particularly on shooting.

The first Sabre to score 50 or more goals in a season, Martin recorded a hat trick at "The Aud" against St. Louis in the final game of the 1973-74 season to accomplish the feat. In fact, Martin still holds four of the Sabres' top 10 single-season marks for most goals.

One of the most prolific goal scorers in NHL history, Martin scored 384 goals in his 11-year career. Along with scoring the franchise's 1,000th goal, one of the 52 goals he scored during the 1974-75 season, Martin was one of the key players in leading the Sabres to the Stanley Cup Finals that season.

Martin even gave the hometown fans a reason to cheer in a game at "The Aud" in which he wasn't even wearing a Sabres' uniform. On Jan. 24, 1978,

he scored the tying goal in the 31st NHL All-Star Game with just 1:39 left in regulation time to force overtime. Martin appeared in seven of the League's showcase games during his career. He still holds two single-season Sabres records and is tied for another. Martin also ranks in the top three in seven of Buffalo's (regular season) career statistics categories and holds the franchise record with 21 hat tricks.

Jeff HOLBROOK



ADMINISTRATIVE ASSISTANT COACH

Now in his 12th season with the Sabres, Jeff Holbrook enters his sixth year as the Administrative Assistant Coach. He joined the team as a Media Relations Assistant working his way up through positions of Director of Public Relations and Director of Team Operations. Before joining the Sabres, Holbrook was with the Rochester Americans for five seasons.

Holbrook is responsible for all video editing and game analysis, as well as pre-scouting each opponent. Holbrook is also involved in organizing travel schedules and statistical analysis. Holbrook received a bachelor's degree in communications in 1988 from St. John Fisher College and was named *Who's Who Among College Students*. His collegiate career was highlighted by being selected a three-time football All-American at wide receiver and 1986 Offensive Player of the Year by the National Collegiate Football Association. Holbrook was inducted into the St. John Fisher College Athletic Hall of Fame in 1996.

He is currently pursuing a master's degree at the University at Buffalo. He and his wife Michelle reside in Williamsville, N.Y., with their two children: Findlay (4) and Cavanaugh (2).



HOCKEY DEPARTMENT



Kevin **DEVINE**
PROFESSIONAL SCOUT



Don **BARRIE**
SCOUT



Bo **BERGLUND**
SCOUT



Iouri **KHMYLEV**
SCOUT



Paul **MERRITT**
SCOUT



Rudy **MIGAY**
SCOUT



Darryl **PLANDOWSKI**
SCOUT



Mike **RACICOT**
SCOUT



David **VOLEK**
SCOUT



Mike **BERMINGHAM**
COORDINATOR OF HOCKEY
ADMINISTRATION



Neil **HERMAN**
TRAVEL COORDINATOR



Scott **SCHRANZ**
HOCKEY OPERATIONS
ASSISTANT

TRAINERS / EQUIPMENT



Rip **SIMONICK**
HEAD EQUIPMENT MANAGER



George **BABCOCK**
ASSISTANT
EQUIPMENT MANAGER



Encil 'Porky' **PALMER**
EQUIPMENT ASSISTANT

MEDICAL STAFF



Jim **PIZZUTELLI**
HEAD ATHLETIC TRAINER
/MASSAGE THERAPIST



Les **BISSON**
M.D., TEAM DOCTOR



Nicholas **AQUINO**
M.D., DOCTOR



William **HARTRICH**
M.D., DOCTOR



Steven **JENSON**
DDS, ORAL SURGEON



Daniel **YUSTIN**
DDS, MS, TEAM DENTIST



Joe **AQUINO**
PHYSICAL THERAPIST



John **BUTSCH**
M.D., TEAM DOCTOR
EMERITUS

SENIOR MANAGEMENT



Kevin **BILLET**
VICE PRESIDENT/
LEGAL



Dan **CARROLL**
DIRECTOR OF TICKET SALES



Frank **CRAVOTTA**
DIRECTOR OF CREATIVE
SERVICES



Michael **GILBERT**
DIRECTOR OF
PUBLIC RELATIONS



Peter **HASSEN**
MANAGER OF
COMMUNITY DEVELOPMENT



Mike **KAMINSKA**
DIRECTOR
OF MERCHANDISE



Rob **KOPACZ**
DIRECTOR OF ADVERTISING
& PROMOTIONS



Jim **LEAHY**
VICE PRESIDENT/
SALES & MARKETING



John **LIVSEY**
DIRECTOR OF SALES



Stan **MAKOWSKI, JR.**
DIRECTOR OF
ARENA OPERATIONS



John **MARSH**
VICE PRESIDENT/
FINANCE



Richard **MUGEL**
DIRECTOR OF LEGAL
AFFAIRS/HUMAN RESOURCES



Kurt **SILCOTT**
DIRECTOR OF LACROSSE &
AMATEUR ATHLETICS



John **SINCLAIR**
DIRECTOR OF TICKET
OPERATIONS & SERVICES



Jody **ULRICH**
DIRECTOR OF SUITE SALES



Jennifer
VAN RYSDAM
DIRECTOR OF
EVENT BOOKING



Rich **WALL**
DIRECTOR OF
GAME PRESENTATION



Al **WEISSMAN**
DIRECTOR OF
TECHNICAL OPERATIONS



SABRES STAFF



Roxanne ANDERSON
ACCOUNT SERVICES REPRESENTATIVES



Olive ANTICOLA
RECEPTIONIST



Rodney BAILEY
UTILITY CREW



Glenn BARKER
MERCHANDISE MANAGER /INVENTORY CONTROL



Barry BECKER
CHIEF ENGINEER



Kim BINKLEY
ACCOUNTS PAYABLE CLERK



John BLAKE
ENGINEER



Marc BRENNER
SECURITY MANAGER



Pete CICERO
UTILITY CREW



Mike CONCIALDI
SEASON & GROUP ACCOUNT EXECUTIVE



John CONDE
SECURITY OFFICER



Joe CROZIER
SPECIAL CONSULTANT



Steve CUCCIA
CORPORATE SALES MANAGER



Tina DANIELS
ADMINISTRATIVE ASSISTANT/ OPERATIONS



Michael DESTINO
MAINTENANCE CREW



Brian DRABEK
ASSISTANT CHIEF ENGINEER



Melissa EAGAN
TICKET ADMINISTRATOR



John FASO
EVENT SERVICES MANAGER



Patrick FISHER
YOUTH HOCKEY MANAGER



Elaine FREDO
ACCOUNT SERVICES REPRESENTATIVES



Bill GRAF
MAINTENANCE MANAGER



Eric GROSSMAN
STAFF DIRECTOR



Beth GULANI
EVENT MANAGER



Birgid HAENSELE
PAYROLL MANAGER



Lauren HARTMAYER
CORPORATE FULFILLMENT COORDINATOR



Jeff HILL
FEATURE PRODUCER/ EDITOR



Rose HOFFMAN
ACCOUNT SERVICES MANAGER



Dennis HOOPER
UTILITY CREW



Gretchen HUZINEC
ACCOUNT SERVICES REPRESENTATIVES



Christine IVANSITZ
ACCOUNTING MANAGER



Tammy JOHN
STORE MANAGER



Andrea KEANE
ACCOUNT SERVICES REPRESENTATIVES



Dan KEEM
SEASON & GROUP ACCOUNT EXECUTIVE



Kerry KOMINIAREK
UTILITY CREW



SABRES STAFF



Jon LAMONT
IT ASSOCIATE



Rick LARACUENTE
UTILITY CREW



Eleanore MACKENZIE
EXECUTIVE ASSISTANT



Christopher MAHOWSKI
ASSISTANT BOX OFFICE MANAGER



Marty MALONEY
BOX OFFICE COORDINATOR



Gene MCANDREW
MASCOT RELATIONS



James MCDUFFIE
SECURITY OFFICER



Charles MIMS
UTILITY CREW



Michelle MITCHELL
SUITE SERVICES ASSISTANT



Gary MUXWORTHY
ROCHESTER SALES REPRESENTATIVE



Patrick NEEDHAM
ENGINEER



Vincent NICOLETTI
SEASON & GROUP ACCOUNT EXECUTIVE



Ann PASTWICK
ACCOUNTING CLERK/ WORKERS COMPENSATION



Gilbert PERREAULT
CORPORATE & COMMUNITY RELATIONS LIAISON



Joe PINTER
STAFF PRODUCER



Larry PLAYFAIR
DIRECTOR OF ALUMNI RELATIONS



Kristi PUSCH
GAME PRESENTATION & SPECIAL EVENTS COORDINATOR



Mike QUEENO
COMMUNICATIONS TECHNICIAN



Matt RABINOWITZ
SENIOR EVENT MANAGER



Bud REDDING
BUILDING SERVICES MANAGER



Peter RIEDY
BOX OFFICE COORDINATOR



Jeanne RUDYK
ASSISTANT STORE MANAGER



Brenda SAMUEL
ADMINISTRATIVE ASSISTANT



Jason SATTLERBERG
UTILITY CREW



James SHARROW
SEASON & GROUP ACCOUNT EXECUTIVE



Vicki SITEK
GRAPHIC ARTIST



Jeff SMITH
MERCHANDISE MANAGER/ EVENT SALES



Michael TOUT
BOX OFFICE MANAGER



Lisa TZETZO
BROADCAST COORDINATOR



Frank UNGER
SENIOR ACCOUNTANT



James WALKER
MAINTENANCE CREW



Mike WALKER
ADVERTISING & PROMOTIONS COORDINATOR



Donna WEBB-SMITH
EXECUTIVE ASSISTANT



Bill WIPPERT
TEAM PHOTOGRAPHER



Marc WITTMAN
MANAGEMENT INFORMATION SYSTEMS MANAGER



Michael GILBERT - DIRECTOR OF PUBLIC RELATIONS



Michael Gilbert begins his seventh season with the Sabres organization, serving as the Director of Public Relations. Gilbert oversees the Public Relations Department for the Sabres, as well as for the Buffalo Bandits (NLL) and the community relations, youth hockey and Internet for the organizations. Prior to joining the Sabres, Gilbert was the Director of Public Relations for the New Jersey Devils from 1995-1997. He was part of a staff in New Jersey that earned the Professional Hockey Writers' Association's Dick Dillman Award for excellence in public relations for the 1996-97 season. Gilbert's success followed him to the Sabres where the Communications Department was acknowledged with the Dillman Award in 1997-98. Before his move to the NHL, Gilbert was the Assistant Director of Public Relations for the NFL's Philadelphia Eagles for four years (1991-95), assisting with the day-to-day operations of that team's PR department. His football background also includes stints as Assistant Director of Public Relations for the Raleigh-Durham Skyhawks of the WFLA (1990) and as a graduate assistant with the Buffalo Bills (1988-90). The move to the Sabres represented a homecoming for Gilbert, who grew up in the Buffalo suburb of Tonawanda. He graduated from Canisius College in Buffalo with degrees in communications and history. He and his wife Amy reside in Amherst, N.Y., with their sons, Mark and Jack, and daughter, Grace.

Gregg HULLER - MANAGER OF MEDIA RELATIONS



Huller enters his fifth season with the Sabres, and third in his current position. Previously, he served as the Sabres' Communications Coordinator and as a graduate assistant prior to the start of the 1998-99 season. Huller serves as a liaison between the Sabres organization and the local and national media. He is primarily responsible for arranging interviews, coordinating press conferences, writing press releases and assisting in game-day operations. Huller graduated from University at Buffalo in 1994 with a bachelor's degree in United States history. He received a master's degree in sports administration from Canisius College in 1998. He and his wife Beth reside in Williamsville, N.Y.

Matt SCHMIDT - MEDIA RELATIONS ASSISTANT




In his first season as the Media Relations assistant, Schmidt comes to the Sabres after spending eight years in intercollegiate athletics media relations. He previously worked at the University of North Dakota, The University of Montana and the University of Missouri. Prior to entering the media relations field, Schmidt was a sports writer for five years. He is responsible for the media guide, team yearbook, game program and the game-day press notes. A 1989 graduate of Saint Mary's University in Winona, Minn., Schmidt was born and raised in Omaha, Neb. He and his fiancée, Michele Dubert, the assistant athletics director for media relations at Niagara University, live in Amherst, N.Y.

Brian J. WHEELER - PUBLIC RELATIONS ASSISTANT



Wheeler enters his first season with the Sabres as the Public Relations Assistant. Prior to joining the Sabres, Wheeler was a Graduate Assistant for the Buffalo Bills in both the Media Relations and web site operations departments. He originally began working for the Buffalo Bills as a training camp and game-day intern in 2001. Wheeler received his start in sports in 2000 as a game-day intern for the Sabres' AHL affiliate, the Rochester Americans. He oversees all web site operations of Sabres.com, Bandits.com and hsbcarena.com. Wheeler also works on publications and serves as Public Relations Director for the Buffalo Bandits of the National Lacrosse League. A 2002 University of Rochester graduate, he was born and raised in Clymer, N.Y., and currently resides in Orchard Park, N.Y.



61 RIGHT WING



**Maxim
AFINOGENOV**

Born: Sept. 4, 1979,
Moscow, Russia

Shoots: Left

Height: 6'0" **Weight:** 191

Last Amateur Club:
Moscow Dynamo (CIS)

How Acquired: Buffalo's
third-round draft choice
(69th overall) in the 1997
NHL Entry Draft.

vs. NHL

Team	GP	G	A	TP	PIM
ANA	5	1	1	2	0
ATL	13	5	6	11	12
BOS	15	4	8	12	4
CGY	5	3	3	6	10
CAR	13	5	2	7	8
CHI	4	3	1	4	0
COL	6	1	1	2	0
CBJ	3	1	0	1	4
DAL	5	0	2	2	0
DET	5	1	2	3	4
EDM	4	0	1	1	15
FLA	13	1	4	5	4
LA	6	1	1	2	0
MIN	2	2	0	7	9
MTL	16	2	7	9	16
NSH	5	1	0	9	2
NJD	14	4	5	9	10
NYI	12	1	2	3	4
NYR	13	2	4	7	6
OTT	15	3	4	7	12
PHI	11	2	0	2	9
PHX	4	1	1	2	4
PIT	10	1	4	5	4
SJ	4	2	1	3	0
STL	4	0	0	4	2
TB	14	4	0	4	12
TOR	17	4	3	7	8
VAN	6	0	0	2	8
WSH	13	1	1	2	6
Totals	259	56	65	121	171

2002-03:

Missed season's first 46 games after suffering a concussion during offseason training...Returned to lineup in 4-0 win vs. Toronto (1/24)...Scored first goal @ Tampa Bay (2/23)...Added second goal of year, a power-play tally, @ Florida (2/24)...Had first assist @ Washington (2/26)...Three-game point streak (2+1) was longest of season...Assisted on Brian Campbell's game-winning goal @ Florida (3/08)...Also scored goals vs. Philadelphia (3/18), vs. Colorado (3/24) and @ Carolina (3/29)...Goals vs. Philadelphia and @ Carolina were game-winners...Had two assists @ Boston (4/5) for first multi-point game of season.

CAREER:

2001-02: Set career highs with 21 goals and 40 points...Recorded assist vs. Pittsburgh (4/10)...Had assist in 3-1 win vs. Florida (4/05)...Recorded two points (0+2) including assist on Erik Rasmussen's OT game-winning goal vs. Ottawa (3/24)...Scored goal and had one PP assist in 5-1 win vs. Detroit (3/10)...Scored goal and assisted on Rhett Warren's GW goal in 4-3 win vs. Boston (3/01)...Established career high with 17th goal of season in 2-2 tie @ Carolina (1/29)...Assisted on Jay McKee's GW goal in 3-1 win @ Phoenix (1/19)...Had assist on GW goal in 3-1 win @ Anaheim (1/16)...Missed game vs. Pittsburgh (1/10) with the flu...Recorded first career SH goal and added assist vs. Carolina (12/31)...Had career-long six-game point streak from @ Dallas (12/12) to @ Toronto (5+4)...Scored goal and one assist vs. Chicago (12/19)...Tied career high with two goals in 3-2 (OT) win vs. Carolina (12/14)...Assisted on GW goal in 3-1 win @ Montreal (10/20)...Games Missed to Injury: 1. **2000-01:** Tied for team high five game-winning goals...Had an assist vs. Boston (4/04)...Scored goal in 4-0 win vs. Atlanta (3/30)...Had four-game point streak (2+4) from @ Atlanta (2/13) to vs. Ottawa (2/19)...Had goal (on PP) and assist in 5-1 win vs. New Jersey (2/17)...Scored OT goal (seventh career GW) for second consecutive game in 2-1 win @ Ottawa (2/10)...Scored first-ever OT goal (sixth career GW) in 2-1 win vs. N.Y. Islanders (2/07)...Had five game point streak (4+3) from vs. N.Y. Islanders (11/09) to vs. Minnesota (11/17)...Scored two PP goals in 3-2 (OT) win vs. Calgary (11/13)...Had three-game point streak (1+2) from vs. Chicago (10/05) to @ Edmonton (10/13)...Scored GW goal in 4-2 victory vs. Chicago (10/5)...Games missed due to injury: 5...Multi-point games: 3...2001 Playoffs: Scored goal in Game Six @ Pittsburgh (5/08)...Recorded postseason career-best two assists in 4-1 win in Game Three @ Pittsburgh (4/30)...Had assist in series-clinching 8-0 win in Game Six vs. Philadelphia (4/21)...Scored first playoff goal in Game Five @ Philadelphia (4/19)...Games missed to injury this postseason: 0...Multi-point games: 1. **1999-00:** Finished tied for eighth in rookie points (34) and tied for eighth in rookie goals (16)...Assisted on Dixon Ward's GW goal in 3-2 win vs. Toronto (4/03)...Had three-game point streak (2+2) snapped in 5-1 win @ Carolina (3/27)...Had two assists (1 on PP, 1 on GW goal) in 4-2 win vs. Calgary (3/23) for eighth multi-point game of season/career...Registered GW goal in 4-1 win vs. Montreal (3/20)...Scored goal (on PP) in 5-1 win @ Calgary (3/18)...Scored goal (on PP) and added assist vs. Montreal (3/10)...Had two assists (1 on PP/GW goal) in 3-2 win vs. New Jersey (2/21)...Received game misconduct for spearing Edmonton's Roman Hamrik (2/13)...Tallied goal and assist vs. New Jersey (1/06)...Scored two goals in 8-1 win

Career Game Highs

Goals: 2, five times.
Most recent 12/14/01 vs. Carolina

Penalty Minutes: 15, 2/13/00
vs. Edmonton

Assists: 2, six times.
Most recent 4/5/03 @ Boston

Longest Point Streak:
6 games, 12/12/01 @ Dallas vs.
12/22/01 @ Toronto (5+4=9)

Points: 3, four times.
Most recent 12/26/00
vs. Pittsburgh (1+2=3)

Regular Season

Season	Team	League	GP	G	A	TP	+/-	PIM	PP	SH	GW	GT	S	S%	Playoffs					
															GP	G	A	TP	PIM	
1995-96	Mosc. D'amo	Rus-2	Statistics Not Available																	
	Mosc. D'amo	CIS	1	0	0	0	0	0	0	0	0	0	0	0	0					
1996-97	Mosc. D'amo	Russia	29	6	5	11	—	10	—	—	—	—	—	—	—	—	—	—	—	
1997-98	Russia	WJC-A	7	3	2	5	—	4	—	—	—	—	—	—	—	4	0	2	2	0
	Mosc. D'amo	EuroHL	6	3	1	4	—	27	—	—	—	—	—	—	—	—	—	—	—	—
	Mosc. D'amo	CIS	35	10	5	15	—	53	—	—	—	—	—	—	—	—	—	—	—	—
1998-99	Mosc. D'amo	CIS	38	8	13	21	—	24	—	—	—	—	—	—	—	16	10	6	16	14
	Russia	WJC-A	7	3	5	8	—	0	—	—	—	—	—	—	—	—	—	—	—	—
1999-00	Rochester	AHL	15	6	12	18	5	8	0	0	2	0	60	10.0	—	—	—	—	—	—
	Buffalo	NHL	65	16	18	34	-4	41	2	0	2	0	128	12.5	5	0	1	1	2	2
2000-01	Buffalo	NHL	78	14	22	36	1	40	3	0	5	0	190	12.1	11	2	3	5	4	4
2001-02	Buffalo	NHL	81	21	19	40	-9	69	3	1	0	0	234	9.0	—	—	—	—	—	—
2002-03	Buffalo	NHL	35	5	6	11	-12	21	2	0	2	0	77	6.5	—	—	—	—	—	—
	NHL Totals		259	56	65	121	-24	171	10	1	9	0	629	8.9	16	2	4	6	6	6
	Buffalo Totals		259	56	65	121	-24	171	10	1	9	0	629	8.9	16	2	4	6	6	6

vs. Toronto (1/01)...Second multi-goal game of season...Had assist on Geoff Sanderson's GW goal in 2-1 win vs. Colorado (12/23)...Had three-game point streak (2+1), from vs. Chicago (12/10) to vs. Florida (12/17), marking longest of career...Scored GW goal at 8:04 of third period in 2-1 win vs. Chicago (12/10)...Netted Sabres' second goal in eventual 3-2 (OT) win @ Tampa Bay (11/28)...Scored two goals (1 EN goal) and added an assist in 4-0 win @ Atlanta (11/19)...Recorded goal for second-straight game @ Tampa Bay (11/12)...Scored first NHL/career goal and added assist (on PP) in first NHL/career game in 6-2 win vs. Boston (11/10)...Led AHL in rookie scoring (15 GP, 18 points (6+12), 8 PIM, +5 with 2 GW goal) at time of recall...Games missed due to injury: 0...Multi-point games: 8. **1998-99:** Selected as Top Forward at 1999 World Junior Championships...Recorded 16 points in 16 playoff games with Dynamo.

PERSONAL:

Agreed to terms on a two-year contract Sept. 4, 2002...Won a bronze medal at 2002 Olympics with Russia...Selected for forward in 1999...Scored five points in seven games at the 1998 World Junior Championships...Scored gold medal-winning goal for Russia at the 1997 World Junior Championships...Sister Katya is a tennis professional.



20 CENTER



**Steve
BEGIN**

Born: June 14, 1978,
Trois-Rivieres, Quebec

Shoots: Left

Height: 5'11" **Weight:** 195

Last Amateur Club:
Val-d'Or (QMJHL)

How Acquired: Acquired from
Calgary with Chris Drury on July
3, 2003, in exchange for Rhett
Warrener and Steve Reinprecht.

vs. NHL

Team	GP	G	A	TP	PIM
ANA	8	1	0	1	21
ATL	2	0	0	0	0
BOS	1	0	0	0	0
BUF	4	1	1	2	11
CAR	3	0	0	0	2
CHI	3	0	0	0	4
COL	5	0	0	0	10
CBJ	5	1	0	1	7
DAL	6	1	0	1	24
DET	8	0	0	0	9
EDM	8	1	0	1	18
FLA	2	0	1	1	0
LA	7	0	1	0	6
MIN	5	1	1	2	6
MTL	4	0	0	0	12
NSH	6	2	0	2	0
NJD	2	1	0	0	0
NVI	1	0	0	0	0
NYR	1	0	0	0	6
PHI	3	0	1	1	9
PHX	7	1	1	2	9
PIT	2	0	1	1	0
SJ	5	0	0	0	17
STL	8	0	0	0	9
TB	3	1	0	1	0
TOR	3	0	0	0	5
VAN	7	0	1	1	8
WSH	3	1	0	1	8
Totals	123	11	7	18	192

2002-03:

Posted four points (3+1) and 51 PIMs in 50 games...Scored all three goals on the road...Recorded all four points at even strength...Assisted on the game-winning goal vs. Phoenix (3/24)...Scored the Flames' lone goal @ Nashville (2/20)...Scored the game-winning goal @ Nashville (12/17)...Scored first goal of the season @ Washington (11/27)...Averaged 9:13 minutes of ice time per game...Missed 12 games due to injury.

CAREER:

2001-02: Set career highs in games played (51), points (12), goals (7), assists (5) and penalty minutes (79)...Posted 11 points (6+5) at even strength and scored one goal on the PP...Posted two multiple-point games...Scored the game-tying goal vs. Edmonton (12/31)...Scored a goal and assisted on the game-winner vs. Minnesota (12/29)...Posted first career multiple-point game (1+1) @ Buffalo (11/23)...Missed 15 games due to injury. **2000-01:** Split season between Calgary and Saint John (AHL)...Collected 21 penalty minutes for Calgary in four games...In 58 games with Saint John, collected 28 points (14+14) and 109 penalty minutes with four PP goals and two GW goals...Won the Jack Butterfield Trophy as the AHL playoff MVP after collecting 17 points (10+7) and 18 penalty minutes for the Calder Cup Champions...Finished fourth in playoff scoring (17) and tied for second in goals (10). **1999-00:** Played in 13 games with Calgary, recording first NHL points...Scored first NHL goal @ Phoenix (2/12)...Recorded first NHL assist/point vs. Vancouver (10/16)...Played in 47 games at Saint John, recording 25 points (13+12) and 99 penalty minutes. **1998-99:** Played in 73 games with the Saint John Flames, posting 20 points (11+9) and 156 PIMs. **1997-98:** Played first NHL game vs. Detroit (10/01)...Recorded 23 penalty minutes in five games... Played 35 games with Val d'Or, recording 35 points (18+17) in 35 games...Scored 14 points (2+12) in 15 playoff games. **1996-97:** Made professional debut by scoring two assists in four playoff games with Saint John...Finished fifth with Val d'Or with 46 points and tied for third on the team in penalty minutes (229). **1995-96:** Played in first season in the QMJHL...Finished third on the team with 218 penalty minutes while collecting 36 points (13+23).

Career Game Highs

Goals: 1, 11 times.
Most recent, 2/20/03 @ Nashville

Assists: 1, seven times.
Most recent, 3/24 vs. Phoenix

Points: 2, twice,
11/23/01 @ Buffalo and
12/29/01 vs. Minnesota



Penalty Minutes: 19, 12/8/01
vs. Anaheim

Longest Point Streak:
2, 12/29/01 vs. Minnesota and
12/13 vs. Edmonton (1+2=3)

Regular Season

Season	Team	League	Playoffs																											
			GP	G	A	TP	+/-	PIM	PP	SH	GW	GT	S	S%	GP	G	A	TP	PIM											
1995-96	Val-d'Or	QMJHL	64	13	23	36	—	218	—	—	—	—	—	—	—	—	—	—	—	—	—	—	—	—	13	1	3	4	33	
1996-97	Val-d'Or	QMJHL	58	13	33	46	—	229	—	—	—	—	—	—	—	—	—	—	—	—	—	—	—	—	—	10	0	3	3	8
	Saint John	AHL	0	0	0	0	—	0	—	—	—	—	—	—	—	—	—	—	—	—	—	—	—	—	—	—	4	0	2	2
1997-98	Val-d'Or	QMJHL	35	18	17	35	—	73	—	—	—	—	—	—	—	—	—	—	—	—	—	—	—	—	—	15	2	12	14	34
	Calgary	NHL	5	0	0	0	0	23	0	0	0	0	2	0.0	—	—	—	—	—	—	—	—	—	—	—	—	—	—	—	—
1998-99	Saint John	AHL	73	11	9	20	—	156	—	—	—	—	—	—	—	—	—	—	—	—	—	—	—	—	—	7	2	0	2	18
1999-00	Saint John	AHL	47	13	12	25	—	99	—	—	—	—	—	—	—	—	—	—	—	—	—	—	—	—	—	—	—	—	—	—
	Calgary	NHL	13	1	1	2	-3	18	0	0	0	0	3	33.3	—	—	—	—	—	—	—	—	—	—	—	—	—	—	—	—
2000-01	Saint John	AHL	58	14	14	28	—	109	—	—	—	—	—	—	—	—	—	—	—	—	—	—	—	—	—	—	—	—	—	—
	Calgary	NHL	4	0	0	0	0	21	0	0	0	0	3	0.0	—	—	—	—	—	—	—	—	—	—	—	19	10	7	17	18
2001-02	Calgary	NHL	51	7	5	12	-3	79	1	0	0	0	65	10.8	—	—	—	—	—	—	—	—	—	—	—	—	—	—	—	—
2002-03	Calgary	NHL	50	3	1	4	-7	51	0	0	1	0	59	5.9	—	—	—	—	—	—	—	—	—	—	—	—	—	—	—	—
		NHL Totals	123	11	7	18	-13	192	1	0	1	0	132	8.3	—	—	—	—	—	—	—	—	—	—	—	—	—	—	—	—

PERSONAL:


Played seven games with Team Canada at the 1998 World Junior Championships.

Played with J.P. Dumont at Val-d'Or.



4

DEFENSE



Joel BOUCHARD

Born: Jan. 23, 1974,
Montreal, Quebec

Shoots: Left

Height: 6'1" **Weight:** 190

Last Amateur Club:
Verdun (QMJHL)

How Acquired: Signed a
one-year contract as a free
agent July 14, 2003.

vs. NHL

Team	GP	G	A	TP	PIM
ANA	17	0	2	2	18
ATL	4	0	2	0	2
BOS	5	0	0	0	2
BUF	6	0	1	1	4
CGY	10	1	2	3	13
CAR	7	2	1	3	8
CHI	18	1	1	2	13
COL	18	0	1	1	16
CBJ	2	0	0	0	4
DAL	13	1	1	2	10
DET	17	0	2	2	8
EDM	16	1	3	4	21
FLA	9	0	1	1	4
LA	12	0	4	4	10
MIN	3	1	1	2	0
MTL	9	1	0	1	2
NSH	4	0	1	1	0
NJD	9	1	2	3	2
NYI	7	2	0	2	2
NYR	6	1	0	1	4
OTT	8	0	1	1	6
PHI	8	0	0	0	8
PHX	14	1	2	3	13
PIT	11	0	1	1	4
SJ	17	1	1	2	25
STL	16	1	1	2	4
TB	9	2	0	3	8
TOR	11	2	1	3	8
VAN	15	0	2	2	2
WSH	10	1	4	5	10
Totals	311	20	38	58	231

2002-03:

Returned to the Penguins' lineup vs. Carolina (4/02) and played in team's final two games...Missed 20 games, 2/22 to 3/31 with a broken jaw...Recorded first assist/point as a Penguin @ New Jersey (2/15)...Made Penguins' debut vs. Ottawa (2/12)...Traded to Pittsburgh from N.Y. Rangers with Mikael Samuelsson, Rico Fata, Richard Linlner and future considerations for Alexei Kovalev, Dan LaCouture, Jarmo Laukkanen and Mike Wilson, 2/10...Played in 27 games with Rangers...Skated in his 300th NHL match at Atlanta (1/28)...Posted a three-game point scoring streak from 1/25 to 1/28 (0+4)...Posted a four-game point scoring streak from 12/29 to 1/04 (2+2)...Recorded first goal/point as a Ranger vs. New Jersey (12/23)...Appeared in 22 games with Hartford (AHL), registering six goals and 14 assists for 20 points, along with 22 penalty minutes.

CAREER:

2001-02: Recorded one assist in one game with New Jersey...Skated in 70 games with Albany (AHL), recording 31 points (9+22) and 28 penalty minutes...Led all defensemen in scoring, ranked fourth on the team in scoring and ranked third in assists. **2000-01:** Appeared in 32 games with Phoenix, recording three points (1+2) and 22 penalty minutes...Appeared in 19 games with Grand Rapids (AHL), recording 12 points (3+9) and eight penalty minutes. **1999-00:** Began season with Nashville, recording five points (1+4) and 23 penalty minutes...Claimed off waivers by Dallas 3/14...Scoreless in two games with Dallas. **1998-99:** Established career-highs with 15 points, 11 assists and 60 penalty minutes...Played in 64 games with Nashville after being claimed in NHL Expansion Draft. **1997-98:** Recorded 12 points (5+7) and 57 penalty minutes in 44 games with Calgary...Played in three games with Saint John (AHL), recording three points (2+1) and six penalty minutes. **1996-97:** Played in a career-high 76 games with Calgary...Recorded nine points (4+5) and 49 penalty minutes...Scored first NHL goal/point @ N.Y. Rangers (10/14)...Scored first career short-handed goal vs. Hartford (1/09)...Won a gold medal with Canada at the 1997 IIHF World Hockey Championships. **1995-96:** Played in four games with Calgary...Played in 74 games with Saint John (AHL), recording 33 points (8+25) and 104 penalty minutes. **1994-95:** Made NHL debut with the Flames @ St. Louis (2/13)...Appeared in two games with the Flames...Played in 77 games with Saint John, recording 31 points (6+25) and 63 penalty minutes.



Career Game Highs

Goals: 1, 20 times.
Most recent, 1/21/03 @
N.Y. Islanders

Assists: 2, 1/26/03 @ Washington

Points: 2, five times.
Most recent, 1/26/03 @ Washington

Penalty Minutes: 14, 4/7/98
@ San Jose


Longest Point Streak: 4 games.
12/28/02 vs. Florida to 1/4/03
@ Washington (2+2=4)

Regular Season

Regular Season																Playoffs			
Season	Team	League	GP	G	A	TP	+/-	PIM	PP	SH	GW	GT	S	S%	GP	G	A	TP	PIM
1990-91	Longueuil	QMJHL	53	3	19	22	—	34	—	—	—	—	—	—	8	1	0	1	11
1991-92	Verdun	QMJHL	70	9	20	29	—	55	—	—	—	—	—	—	19	1	7	8	20
1992-93	Verdun	QMJHL	60	10	49	59	—	126	—	—	—	—	—	—	4	0	2	2	4
1993-94	Verdun	QMJHL	60	15	55	70	—	62	—	—	—	—	—	—	4	1	0	1	6
	Saint John	AHL	1	0	0	0	—	0	—	—	—	—	—	—	2	0	0	0	0
1994-95	Saint John	AHL	77	6	25	31	—	63	—	—	—	—	—	5	1	0	1	4	
	Calgary	NHL	2	0	0	0	—	0	—	—	—	—	—	—	—	—	—	—	—
1995-96	Saint John	AHL	74	8	25	33	—	104	—	—	—	—	—	16	1	4	5	10	
	Calgary	NHL	4	0	0	0	—	4	—	—	—	—	—	—	—	—	—	—	—
1996-97	Calgary	NHL	76	4	5	9	—	49	—	—	—	—	—	—	—	—	—	—	—
1997-98	Saint John	AHL	3	2	1	3	—	6	—	—	—	—	—	—	—	—	—	—	—
	Calgary	NHL	44	5	7	12	—	57	—	—	—	—	—	—	—	—	—	—	—
1998-99	Nashville	NHL	64	4	11	15	—	60	—	—	—	—	—	—	—	—	—	—	—
1999-00	Nashville	NHL	52	1	4	5	—	23	—	—	—	—	—	—	—	—	—	—	—
	Dallas	NHL	2	0	0	0	—	2	—	—	—	—	—	—	—	—	—	—	—
2000-01	Grand Rapids	IHL	19	3	9	12	—	8	—	—	—	—	—	—	—	—	—	—	—
	Phoenix	NHL	32	1	2	3	—	22	—	—	—	—	—	—	—	—	—	—	—
2001-02	Albany	AHL	70	9	22	31	—	28	—	—	—	—	—	—	—	—	—	—	—
	New Jersey	NHL	1	0	1	1	—	0	—	—	—	—	—	—	—	—	—	—	—
2002-03	Hartford	AHL	22	6	14	20	—	22	—	—	—	—	—	—	—	—	—	—	—
	N.Y. Rangers	NHL	27	5	7	12	—	14	—	—	—	—	—	—	—	—	—	—	—
	Pittsburgh	NHL	7	0	1	1	—	0	—	—	—	—	—	—	—	—	—	—	—
	NHL Totals		311	20	38	58	—	231	—	—	—	—	—	—	—	—	—	—	—

PERSONAL:

Originally drafted by Calgary in the seventh round (129th overall) of the 1992 Entry Draft...Claimed by Nashville from Calgary in Expansion Draft, June 26, 1996... Teammate of James Patrick while with Calgary...Signed as a free agent by N.Y. Rangers, Aug. 7, 2002.



Joel BOUCHARD

26

LEFT WING



Eric BOULTON

Born: Aug. 17, 1976, Halifax, Nova Scotia

Shoots: Left

Height: 6'0" **Weight:** 224

Last Amateur Club:

Last Amateur Club: Sarnia (OHL)

How Acquired: Signed as a free agent Aug. 20, 1999.

vs. NHL

Team	GP	G	A	TP	PIM
ANA	3	0	1	1	5
ATL	8	2	0	2	34
BOS	8	0	1	1	37
CGY	1	0	0	0	2
CAR	5	0	1	1	11
CHI	3	0	0	0	7
COL	3	0	0	0	17
CBJ	1	0	0	0	4
DAL	3	0	0	0	8
DET	2	0	0	0	4
EDM	2	0	0	0	5
FLA	7	0	2	2	37
LA	3	1	0	1	0
MIN	2	0	0	0	0
MTL	8	1	0	1	36
NSH	1	0	0	0	0
NJD	8	0	0	0	14
NYI	8	0	1	1	69
NYR	8	0	0	0	24
OTT	4	0	1	1	5
PHI	7	0	1	1	14
PHX	3	0	0	0	10
PIT	5	0	0	0	12
SJ	2	0	0	0	0
STL	2	0	0	0	7
TB	9	0	1	1	19
TOR	8	0	1	1	11
VAN	1	0	0	0	4
WSH	3	0	0	0	5
Totals	128	4	10	14	401

2002-03:

Had a career-high 178 penalty minutes to rank seventh in the NHL... Also ranked among league leaders with 18 major penalties... Recorded career-best sixth point of season with an assist @ Boston (4/5)... Received 15 PIMs in 4-3 win vs. Atlanta (4/02)... Had an assist vs. Florida (3/26)... Assisted on James Patrick's goal in 5-2 in win vs. Philadelphia (3/18)... Had assist vs. Carolina (3/12)... Assisted on Brian Campbell's GW goal in 4-0 win @ Florida (3/08)... Scored first goal of season vs. Los Angeles (2/21)... Received game misconduct for three major penalties vs. N.Y. Islanders (10/10)... 29 PIMs in game set career high.

CAREER:

2001-02: Finished second on team with career high 129 PIMs... Set personal highs in goals (2), assists (3) and total points (5)... Recorded 10 PIMs vs. Florida (4/05)... Assisted on Ales Kotalik's first NHL goal vs. Ottawa (3/19)... Had assist in 2-2 tie @ Tampa Bay (3/17)... Totaled 17 penalty minutes @ Florida (3/15)... Recorded career-high 22 penalty minutes vs. N.Y. Islanders (3/12)... Totaled career-best 18 PIMs vs. Montreal (3/08)... Recorded first assist in 5-0 win @ N.Y. Islanders (3/07)... Scored goal @ Atlanta (11/19)... Scored first goal of season, was +2 and had five penalty minutes in 8-0 win vs. Atlanta (11/08)... Goal vs. Atlanta was first career game-winner... Games Missed to Injury: 0. **2000-01:** Finished third on team with 94 PIM... Received 14 PIM in 2-1 (OT) win vs. N.Y. Islanders (2/7)... Assisted on Maxim Afinogenov's goal @ Anaheim (1/12)... Registered first career assist in 3-3 tie vs. Toronto (1/05)... Scored first career NHL goal in 5-3 win @ Montreal (11/25)... Played in first NHL game vs. Chicago (10/05). **1999-00:** Led Rochester (AHL) in PIM with 276. **1998-99:** His 143 PIM with Kentucky marked the third-best total on team. **1997-98:** Left Charlotte as the team's all-time leader in PIM with 527. **1996-97:** Established a Charlotte season record with 325 PIM in just 44 games.



Career Game Highs

Goals: 1, four times (most recent, 2/21/03 vs. Los Angeles)

Assists: 1, 10 times (most recent, 4/5/03 @ Boston)

Points: 1, 14 times (most recent, 4/5/03 @ Boston)

Penalty Minutes: 29, 10/10/03 vs. N.Y. Islanders

Longest Point Streak: None

Regular Season

Season	Team	League	Regular Season											Playoffs					
			GP	G	A	TP	+/-	PIM	PP	SH	GW	GT	S	S%	GP	G	A	TP	PIM
1993-94	Oshawa	OHL	45	4	3	7	—	149	—	—	—	—	—	—	5	0	0	0	16
1994-95	Oshawa	OHL	27	7	5	12	—	125	—	—	—	—	—	—	—	—	—	—	—
	Sarnia	OHL	24	3	7	10	—	134	—	—	—	—	—	4	0	1	1	10	
1995-96	Sarnia	OHL	66	14	29	43	—	243	—	—	—	—	—	9	0	3	3	29	
1996-97	Charlotte	ECHL	44	14	11	25	—	325	—	—	—	—	—	3	0	1	1	6	
	Binghamton	AHL	23	2	3	5	—	67	—	—	—	—	—	3	0	0	0	4	
1997-98	Charlotte	ECHL	53	11	16	27	—	402	—	—	—	—	—	4	1	0	1	0	
	Fort Wayne	IHL	8	0	2	2	—	42	—	—	—	—	—	—	—	—	—	—	
1998-99	Florida	ECHL	26	9	13	22	—	143	—	—	—	—	—	—	—	—	—	—	
	Kentucky	AHL	34	3	3	6	—	154	—	—	—	—	—	10	0	1	1	36	
1999-00	Rochester	AHL	76	2	2	4	-3	276	—	—	—	—	—	18	2	1	3	53	
2000-01	Buffalo	NHL	35	1	2	3	-1	94	0	0	0	0	20	5.0	—	—	—	—	
2001-02	Buffalo	NHL	35	2	3	5	-1	129	0	0	1	0	21	9.5	—	—	—	—	
2002-03	Buffalo	NHL	58	1	5	6	1	178	0	0	0	0	33	3.0	—	—	—	—	
	NHL Totals		128	4	10	14	-1	401	0	0	1	0	74	5.4	—	—	—	—	
	Buffalo Totals		128	4	10	14	-1	401	0	0	1	0	74	5.4	—	—	—	—	

PERSONAL:

Agreed to terms on multi-year contract Aug. 1, 2003... Originally N.Y. Rangers' ninth-round draft pick (234th overall) in 1994 NHL Entry Draft... Married, wife's name is Ryan and the couple has a daughter, Aidan... Active with local SPCA.



Eric BOULTON

48

CENTER



Daniel BRIERE

Born: Oct. 6, 1977,
Gatineau, Quebec

Shoots: Right

Height: 5'10" Weight: 179

Last Amateur Club:
Drummondville (QMJHL)

How Acquired: Acquired from Phoenix along with Phoenix's third-round selection in the 2004 NHL Entry Draft on March 11, 2003, in exchange for Chris Gratton and Buffalo's fourth-round pick in 2004.

vs. NHL

Team	GP	G	A	TP	PIM
ANA	17	6	4	10	18
ATL	6	3	3	6	4
BOS	5	1	3	4	2
BUF	8	2	1	3	4
CGY	11	5	4	9	16
CAR	9	2	1	3	2
CHI	11	5	0	5	6
COL	14	2	5	7	8
CBJ	8	2	4	6	4
DAL	16	5	4	9	6
DET	13	2	4	6	6
EDM	11	2	4	6	24
FLA	5	2	3	5	2
LA	15	6	9	15	12
MIN	8	1	1	2	6
MTL	7	2	3	5	0
NSH	14	2	6	8	12
NEJD	9	1	0	2	2
NYI	4	2	0	2	0
NYR	7	2	2	4	0
OTT	7	0	2	2	0
PHI	5	6	4	7	4
PIT	9	2	2	4	4
SJ	15	3	5	8	4
STL	13	5	4	9	4
TB	5	3	2	5	2
TOR	4	1	0	1	4
VAN	11	3	1	4	4
WSH	6	1	1	2	0
Totals	272	77	81	158	158

2002-03:

Finished season with Buffalo, scoring 12 points in 14 games...Recorded his fourth multiple-point game as a Sabre with a goal and an assist @ Boston (4/05)...Recorded a power-play goal and an assist vs. Atlanta (4/02)...Recorded a power-play goal and a power-play assist @ Carolina (3/29)...Assisted on two goals including Jochen Hecht's game-winning goal vs. Montreal (3/28)...Scored the game-winning/power-play goal vs. Florida (3/26)...Recorded the tying goal (on power play) in a 4-3 OT win vs. Colorado (3/24)...Scored power-play goal in 5-2 win Philadelphia (3/18)...Scored first goal as a Sabre (unassisted) vs. Tampa Bay (3/14)...Played first game as a Sabre vs. Carolina (3/12)...Finished with 11 multiple-point games this season...With Phoenix: The Coyotes were 19-8-5-2 when he registered a point...Scored game-winning goal at 17:52 of third period in 2-1 win at Chicago (2/20)...Had first three-point game of season (1+2) and won 18 of 23 faceoffs (78 percent) at Los Angeles (2/05)...Had a three-game point streak (3+3) 1/20-1/24...Scored two goals against San Jose (1/20)...Posted a four-game point streak (2+3) from 12/26 to 1/01...Scored game-tying goal with 45 seconds left in third at Anaheim (11/27)...Had four-game assist/point streak (1+5) 11/15-22...Scored game-winning goal on power play in overtime vs. Nashville (11/03)...Played in 200th NHL Game at N.Y. Rangers (10/28).

CAREER:

2001-02: Set career highs in almost every category; goals, assists, points, penalty minutes, games played, PP goals, PP assists (10) and PP points (22)...Led NHL in shooting percentage (21.5 percent)...Ranked tied for 10th in the league in PP goals...Finished tied for 19th in the NHL in goals...Led the Coyotes in goals, PP goals and faceoff win percentage...Finished second on the team in points, PP points and multiple-point games (16); tied for second in GW goals (5) and fourth in PP assists...Finished season with 15-19-34 in his last 32 games and 22-24-46 in his last 45 games...Nominated for the NHL's Bill Masterton Trophy by Phoenix chapter of the Professional Hockey Writers' Association...Coyotes were 26-10-2-5 when he recorded a point and 16-5-2-3 when he scored a goal...Reached the 20-goal and 30-goal plateaus for first time in his career...Became only fourth Coyote to reach 30 goals since 1996...His 16 multiple-point games were almost triple the total (6) he had prior to 2001-02...Recorded 100th NHL point vs. Nashville (4/14)...Had two eight-game point streaks: 3/19-4/01 (4+9) and 1/26-2/12 (7+5)...Had six-game assist streak (3+8) from 3/22 to 4/01...Maintained five-game goal streak (5+2) from 1/26 to 2/06...Had five-game point streak (4+2) from 1/9-21...Collected career high 2+1=3 and +4 vs. St. Louis (4/1)...Recorded 1+1, including 50th career goal (GW goal), at Anaheim (3/27)...Scored two goals, including GW goal in OT, vs. Calgary (2/12)...Scored two goals in 17-second span vs. Detroit (1/15)...Missed one game (10/11) with a groin strain...In the playoffs, finished second on team in scoring (2+1) in five games and tied for first in playoff goals.
2000-01: Split season between Phoenix and Springfield Falcons (AHL)...Recalled from Springfield 1/07...Played 30 games with Phoenix, recording 15 points (11+4)...Runner-up for NHL Player of the Week (1/15-21) with 5+1=6 in four games...Had career-high, six-game goal streak (7+1) from 1/12-21...Tied for the second-longest goal streak in NHL...Led Coyotes in shooting percentage (25.6 percent)...Second on team in PP goals (9) and sixth in PP points (9+3)...Played in 100th NHL game vs. Edmonton (2/09)...Named to the AHL All-Star Team (Canadian) as a member of Springfield...Named AHL Player of the Week (period ending 12/24) with six goals in two games...Scored four goals in game (including 3 PP goals in third period) vs. Portland (12/22)...Became Springfield's all-time leading scorer, surpassing Rob Murray 12/15.
1999-2000: In three stints with Phoenix, registered 1+1=2 totals in 13 games...In 58 games with Springfield (AHL), collected 71 points (29+42) and +14 rating...Won the Coyotes' fastest skater contest (14.051 seconds) at the Superskills Challenge 1/21...Recalled to Phoenix 4/08...Made NHL playoff debut in Game Two at Colorado (4/15)...Ranked tied for 12th in the AHL in points (71) and T-10th in GW goals (6)...Ranked third on Springfield in goals; second in assists and points; fifth in PP goals and first in GW

Career Game Highs

Goals: 2, several times.
Most recent, 1/20/03 vs. San Jose

Penalty Minutes: 4, 3/31/03 @ Dallas

Assists: 2, several times.
Most recent, 2/5/03 @ Los Angeles

Longest Point Streak: 8 games, twice, 3/19/02 to 4/1/02 (4+9=13) and 1/26/02 to 2/12/02 (7+5=12)

Points: 3, twice, 4/1/02 vs. St. Louis and 2/5/03 @ Los Angeles

Regular Season

Season	Team	League	GP	G	A	TP	+/-	PIM	PP	SH	GW	GT	S	S%	GP	G	A	TP	PIM
1994-95	Drummondville	QMJHL	72	51	72	123		54											
1995-96	Drummondville	QMJHL	67	67	96	163		84											
1996-97	Drummondville	QMJHL	59	52	78	130		86											
1997-98	Springfield	AHL	68	36	56	92		42											
1998-99	Phoenix	NHL	5	1	0	1		2	0	0	0	0	4	25.0					
1998-99	Phoenix	NHL	64	8	14	22		30	2	0	2	0	90	8.9					
	Springfield	AHL	13	2	6	8		20											
	Las Vegas	IHL	1	1	1	2		0											
1999-00	Springfield	AHL	58	29	42	71		56											
	Phoenix	NHL	13	1	1	2		0	0	0	0	0	9	11.1					
2000-01	Springfield	AHL	30	21	25	46		30											
	Phoenix	NHL	30	11	4	15		-2	12	9	0	1	0	43	25.6				
2001-02	Phoenix	NHL	78	32	28	60		6	52	12	0	5	0	149	21.5				
2002-03	Phoenix	NHL	68	17	29	46		-1	50	4	0	3	1	142	12.0				
	Buffalo	NHL	14	7	5	12		-20	12	5	0	1	1	39	17.9				
	NHL Totals		272	77	81	158		-13	158	32	0	12	2	476	16.2				
	Buffalo Totals		14	7	5	12		-20	12	5	0	1	1	39	17.9				

Playoffs

goals. 1998-99: Began season with Phoenix but suffered concussion in preseason, missing two games before being reassigned to Las Vegas (IHL) 10/19...Recalled to Phoenix 10/23...Reassigned to Springfield 3/18...Played in 64 games with Phoenix, registering 22 points (8+14). 1997-98 In first pro season, played with Springfield until recalled by Phoenix 3/18...Appeared in first NHL game vs. Colorado (3/19)...Scored first NHL goal in second game at Los Angeles (3/21) but later suffered a bruised shoulder and missed five games...At Springfield, finished fourth in the AHL in goals (36), fourth in points (92) and sixth in assists (56) in 68 games...Won the Dudley "Red" Garrett Memorial Award as the AHL's Rookie of the Year and joined an elite group of former winners including Darryl Sutter (79-80), Ron Hextall (85-86), Brett Hull (86-87) and Felix Potvin (91-92)...Led all AHL rookies with 36 goals, 56 assists and 92 points...Led the Falcons in every offensive category and set franchise records for assists and points...Named to the AHL All-Star first team and selected to the All-Star Classic (Canadian All-Stars)...Named October's AHL Rookie of the Month (6+7 in 9 games)...Won AHL Player of the Week (3+6 in 4 games). 1996-97: In final season with Drummondville (QMJHL), led Voltigeurs in scoring for third consecutive season...Ranked third in QMJHL in scoring with 130 points in 59 games. 1995-96: Led in QMJHL in scoring with 163 points in 67 games...Became only the fourth player in history (Mario Lemieux, Dale Hawerchuk, Pat Lafontaine) to lead the QMJHL in goals, assists and points...Named to QMJHL Second All-Star Team. 1994-95: Finished third in QMJHL with 123 points in 72 games...Named QMJHL Offensive Rookie of the Year and QMJHL Scholastic Player of the Year.

PERSONAL:

Daniel and wife Sylvie have three sons; Caelan, Carson and Cameron...Originally drafted by Phoenix, was the Coyotes' second choice (1st round, 24th overall) in the 1996 NHL Entry Draft...Won a gold medal with Team Canada at the 1997 World Junior Championships and at the 2003 World Championships...Scored nine points (4+5) with two GW goals at 2003 Worlds...Pronounced DAN-yell bree-AIR.



51 DEFENSE



**Brian
CAMPBELL**

Born: May 23, 1979,
Strathroy, Ontario

Shoots: Left

Height: 6'0" **Weight:** 191

Last Amateur Club:
Ottawa (OHL)

How Acquired: Buffalo's
sixth-round choice (156th
overall) in the 1997 NHL
Entry Draft.

vs. NHL

Team	GP	G	A	TP	PIM
ANA	1	0	0	0	2
ATL	6	0	0	0	0
BOS	6	0	0	1	0
CGY	1	0	0	0	2
CAR	5	0	2	2	0
CHI	1	0	0	0	4
COL	2	0	2	2	0
CBJ	2	0	0	0	2
DAL	1	1	0	1	1
DET	4	0	1	1	2
FLA	7	1	0	1	0
LA	1	0	1	1	0
MIN	2	0	1	1	2
MTL	5	1	2	3	0
NSH	3	0	0	0	1
NJD	5	0	1	2	6
NYI	4	0	2	2	0
NYR	5	0	4	4	0
OTT	11	2	2	4	4
PHI	7	0	0	0	6
PHX	3	0	0	0	0
PIT	5	0	1	1	2
SJ	1	0	0	0	0
STL	3	0	0	0	0
TB	6	0	2	2	0
TOR	9	0	0	0	2
WSH	8	1	2	3	0
Totals	114	6	24	30	38

2002-03:

Recorded two assists, including one on Jochen Hecht's game-winning overtime goal, vs. Colorado (3/24)...Two points tied career best...Assisted on goal vs. Tampa Bay (3/14)...Had assist @ N.Y. Islanders (3/01)...Scored a goal vs. Dallas (2/28)...Had power-play assist in 4-1 win @ Tampa Bay (2/23)...Assisted on Eric Boulton's goal vs. Los Angeles (2/21)...Had lone assist on Miroslav Satan's game-winning goal in 2-1 (OT) win vs. Montreal (2/19)...Assisted on two goals in 5-4 win vs. N.Y. Rangers (2/15)...Had assist @ Ottawa (1/25)...Assisted on Satan's power-play goal in 6-3 win vs. Carolina (1/03)...Had assist vs. Minnesota (12/28)...Assisted on Ales Kotalik's goal in 4-2 win vs. Washington (12/07)...Had power-play assist in 4-1 win @ N.Y. Rangers (12/06)...Recorded first point of season with assist @ New Jersey (11/19).

CAREER:

2001-02: Missed final six games of season with grade-two shoulder separation...Played in a career-high 29 games, recording career-best three goals and six points...Scored the tying goal and assisted on the GW goal in OT vs. Ottawa (3/24)...Set a career high for goals in a season with his second of season vs. Ottawa (3/19)...Recorded second career goal vs. Montreal (3/08)...Recorded first point of season with assist on Erik Rasmussen's first-period goal in 5-0 win @ N.Y. Islanders (3/07)...Recalled to Buffalo 3/02...Reassigned to Rochester 12/05...Played in 14 games with the Sabres from 10/27 to 12/04...Played first game of season @ New Jersey (10/27)...Recalled by Sabres 10/26...Games Missed to Injury: 6...With Rochester: Led all Rochester defensemen and finished fifth overall with 37 points (2+35) in 45 games...Set career bests in assists and points in a season...Had three-game point streak (0+7) from vs. Hartford (2/08) to vs. Cincinnati (2/10)...Recorded 13 points (1+12) in seven games from vs. Worcester (1/30) to vs. Cincinnati (2/10)...Registered career-high four points with four assists in a 5-4 OT win @ Hershey (2/09)...Played in his 200th professional game @ Wilkes-Barre/Scranton (2/06)...Collected three assists @ Philadelphia (2/03)...Played in his 150th game as an Amerk vs. Philadelphia (12/30)...Recorded his 50th assist as an Amerk @ Wilkes-Barre (10/06). **2000-01:** Tied for team lead in points among Amerks defensemen (32) and was eighth overall...Played eight games with Sabres...Member of 2001 AHL Canadian All-Star Team. **1999-00:** Reassigned to Rochester 1/05...Recalled from Rochester 1/02 and saw action @ Toronto (1/03)...Reassigned to Rochester 12/29...Had assist vs. Detroit (12/28)...Recalled from Rochester 12/20...Reassigned to Rochester 10/27...Tallied assist on first Sabre goal in 7-3 win vs. Carolina (10/22)...Recalled from Rochester 10/18...Assigned to Rochester 10/15...Scored first NHL/career point (assist on PP) and first NHL/career goal vs. Washington (10/08)...Also first career multi-point game...Played in first NHL/career games at Detroit (10/02)...Games missed due to injury: 0...Multi-point games: 1...Finished second in scoring among Rochester defensemen...Signed multi-year contract with Sabres 6/1/99. **1998-99:** Selected OHL's Most Outstanding Player...Won Memorial Cup with Ottawa...Led OHL defensemen in scoring with 87 points (12+75). **1997-98:** Tallied 15 points in 13 games with Ottawa (OHL).



Career Game Highs

Goals: 1, six times.
Most recent 3/08/03 @ Florida

Assists: 2, twice, 2/15/03 vs. N.Y. Islanders and 3/24/03 vs. Colorado

Points: 2, four times. Most recent 3/24/03 vs. Colorado (0+2=2)

Penalty Minutes: 4, twice,
12/13/02 vs. Chicago and
4/6/03 vs. New Jersey

Longest Point Streak: Three
games, 2/19/03 vs. Montreal to
2/23/03 @ Tampa Bay (0+3=3)

Regular Season

Season	Team	League	Regular Season											Playoffs						
			GP	G	A	TP	+	-	PIM	PP	SH	GW	GT	S	S%	GP	G	A	TP	PIM
1995-96	Ottawa	OHL	66	5	22	27	—	23	—	—	—	—	—	—	—	4	0	1	1	2
1996-97	Ottawa	OHL	66	7	36	43	—	12	—	—	—	—	—	—	24	2	11	13	8	
1997-98	Ottawa	OHL	66	14	39	53	—	31	—	—	—	—	—	—	13	1	14	15	0	
1998-99	Ottawa	OHL	62	12	75	87	—	27	—	—	—	—	—	—	9	2	10	12	6	
	Canada	WJC	7	1	1	2	—	4	—	—	—	—	—	—	—	—	—	—	—	
	Rochester	AHL	—	—	—	—	—	—	—	—	—	—	—	—	2	0	0	0	0	
1999-00	Rochester	AHL	67	2	24	26	-4	22	1	0	0	0	113	1.8	21	0	3	3	0	
	Buffalo	NHL	12	1	4	5	-2	4	0	0	0	0	10	10.0	—	—	—	—	—	
2000-01	Rochester	AHL	65	7	25	32	6	24	3	2	1	0	152	4.6	4	0	1	1	0	
	Buffalo	NHL	8	0	0	0	0	0	0	0	0	0	0	0.0	—	—	—	—	—	
2001-02	Rochester	AHL	45	2	35	37	9	13	1	0	0	0	115	1.7	—	—	—	—	—	
	Buffalo	NHL	29	3	3	6	0	12	0	0	0	0	30	10.0	—	—	—	—	—	
2002-03	Buffalo	NHL	65	2	17	19	-8	20	0	0	1	0	90	2.2	—	—	—	—	—	
	NHL Totals		114	6	24	30	-10	36	0	0	1	0	130	4.6	—	—	—	—	—	
	Buffalo Totals		114	6	24	30	-10	36	0	0	1	0	130	4.6	—	—	—	—	—	

PERSONAL:

Actively involved in Carly's Club and the Roswell Park Cancer Institute ... Signed a two-year contract on July 31, 2002.



18

RIGHT WING



**Tim
CONNOLLY**

Born: May 7, 1981,
Syracuse, N.Y.

Shoots: Right

Height: 6'1" **Weight:** 190

Last Amateur Club:
Erie (OHL)

How Acquired: Acquired from
New York Islanders along with
Taylor Pyatt on June 24, 2001,
in exchange for Michael Peca.

vs. NHL

Team	GP	G	A	TP	PIM
ANA	15	1	2	3	6
ATL	16	6	6	12	6
BOS	17	2	9	11	8
BUF	8	2	1	3	6
CGY	6	1	1	2	2
CAR	16	2	5	7	6
CHI	6	1	3	4	2
COL	6	2	2	4	0
CBJ	6	0	0	0	2
DAL	7	1	1	0	1
DET	6	0	1	4	5
EDM	5	0	1	1	1
FLA	16	1	1	1	7
LA	5	1	2	3	7
MIN	5	1	2	3	0
MTL	18	1	6	7	12
NSH	6	1	2	3	0
NJD	17	5	3	8	6
NYI	8	2	2	4	8
NYR	18	1	6	7	12
OTT	18	2	5	7	8
PHI	18	1	3	4	10
PHX	7	0	1	1	2
PIT	18	3	7	10	14
SJ	6	1	0	1	0
STL	6	1	1	2	2
TB	16	2	8	10	4
TOR	18	2	6	8	6
VAN	5	2	3	5	0
WSH	16	1	3	4	8
Totals	325	46	99	145	152

2002-03:

Suspended (four games) by the NHL for a high-sticking incident vs. Atlanta (4/02), served two games (Boston, 4/05 and New Jersey, 4/06)...Had played in 286 consecutive games before suspension...Game streak was third among active players...Recorded six multi-point games, including in season's first two contests...Scored the game-winning goal vs. Atlanta (4/02) and also added an assist...Recorded a power-play assist @ Carolina (3/29)...Scored power-play goal and had one assist @ Atlanta (3/15)...Scored goal vs. Carolina (3/12)...Recorded assist on game-winning/power-play goal in 4-2 win vs. Toronto (3/06)...Assisted on Miroslav Satan's power-play goal in 2-2 tie @ Florida (2/24)...Scored power-play goal @ Atlanta (2/17)...Had four-game point streak (3+2) from vs. Vancouver (2/07) to @ Detroit (2/13)...Scored goal @ Detroit (2/13)...Scored goal vs. St. Louis (2/11)...Scored power-play goal @ N.Y. Islanders (2/03)...Assisted on two goals (one power-play) vs. Vancouver (2/07)...Scored goal in 4-2 win vs. Boston (1/10)...Recorded two assists (one on power-play/game-winning goal) in 4-2 win vs. Boston (12/18)...Had three-game point streak (1+2) from vs. Atlanta (11/09) to vs. Toronto (11/15)...Had assist vs. Boston (11/15)...Assisted on Chris Gratton's power-play goal vs. Atlanta (11/09)...Scored power-play goal in 4-4 tie with N.Y. Rangers (10/17)...Scored game-winning goal and had power-play assist in 6-1 win @ Montreal (10/12)...Scored power-play goal and added one assist in 5-1 win vs. N.Y. Islanders (10/10).

CAREER:

2001-02: Finished season third on team with 45 points (10+35) and second with 35 assists...One of five Sabres to play all 82 games...Recorded assist vs. Washington (4/12)...Assisted on Richard Smeehlik's GW goal in 3-1 win @ Philadelphia (3/30)...Recorded two assists (one on PP) in 5-1 win vs. Detroit (3/10)...Assisted on Miroslav Satan's game-tying goal with 53 seconds left in third period in eventual 3-2 (OT) win @ Washington (1/27)...Scored GW goal in 3-2 win vs. Vancouver (1/8)...Recorded two PP assists in 4-1 win @ Minnesota (1/06)...Recorded season-high three assists (one on PP) vs. Chicago (12/19)...Had two PP points (1+1) in 5-2 win vs. Calgary (11/23)...Scored on penalty shot @ Atlanta (11/19)...Was second career goal on second career penalty shot...First came in 1999-2000 with the N.Y. Islanders...Recorded two PP assists in 5-3 win @ Florida (11/12)...Recorded two assists @ Detroit (10/12) for first multi-point game as a Sabre...Scored first goal as Sabre in 3-2 win vs. Ottawa (10/26)...Played first game as Sabre vs. Atlanta (10/04). **2000-01:** Appeared in all 82 games with the Islanders, scoring 10 goals and 31 assists for 41 points...Scored goal and added assist @ Boston (4/07)...Recorded PP assist in 4-1 win vs. Pittsburgh (4/02)...Had assists in back-to-back games vs. the N.Y. Rangers (3/29) and @ Rangers (3/28)...Scored empty net goal in 3-1 win @ Pittsburgh (3/14)...Recorded assist on power play vs. Washington (3/06)...Had assist on PP in 5-2 win @ N.Y. Rangers (3/05)...Scored on the PP vs. New Jersey (2/27)...Had four-game point streak (1+5) end at Pittsburgh (2/25)...Notched two helpers (both on PP) in 5-4 win vs. Florida (2/24)...Assisted on OT goal in 4-3 win vs. Philadelphia (2/22)...Scored goal and had assist (both on PP) @ Vancouver (2/18)...Scored goal in 3-2 win vs. New Jersey (1/31)...Team-best, seven-game point-streak (4+6) end @ Atlanta (1/21)...Extended team-high point streak to seven games (4+6) with a PP goal @ Minnesota (1/19)...Notched a career-high four assists (three on PP) in 6-5 win vs. Pittsburgh (1/13)...Scored goal (on PP) for the third straight game at Pittsburgh (1/12)...Scored on the PP at Carolina (1/07) to end a 30-game goal-less-streak...Notched three assists in 7-4 win vs. Tampa Bay (11/27)...Played in 100th NHL game vs. N.Y. Rangers (11/22)...Scored at Tampa Bay (11/3)...Assisted on GW goal in 2-1 win @ Montreal (10/27)...Had PP assist and SH assist in 5-3 win @ Atlanta (10/20)...Had two assists vs. Anaheim (10/17). **1999-00:** Led Islander rookies and finished second on the team in games played, tied for third in assists and PP goals; was third in points, was fourth in goals and was fifth in shots...Finished tied for eighth in the league among rookies in scoring, tied for ninth in assists and tied for 11th in goals...Ranked



Career Game Highs

Goals: 1, 46 times.
Most recent, 4/2/03 vs. Atlanta

Assists: 4, 1/13/01 vs. Pittsburgh

Points: 4, 1/13/01 vs. Pittsburgh

Penalty Minutes: 4, seven times.
Most recent, 4/2/03 vs. Atlanta

Longest Point Streak: Seven
games, 1/06/01 vs. Phoenix to
1/19/01 @ Minnesota, (4+6=10)

Regular Season

Regular Season		Playoffs																		
Season	Team	League	GP	G	A	TP	+/-	PIM	PP	SH	GW	GT	S	S%	GP	G	A	TP	PIM	
1996-97	Syracuse	OJHL	50	42	62	104	—	—	—	—	—	—	—	—	—	—	—	—	—	—
1997-98	Erie Otters	OHL	59	30	32	62	—	32	—	—	—	—	—	—	7	1	6	7	6	
1998-99	Erie Otters	OHL	46	34	34	68	—	50	—	—	—	—	—	—	—	—	—	—	—	
	Team USA	World Jr.	6	1	0	1	—	8	—	—	—	—	—	—	—	—	—	—	—	
1999-00	NY Islanders	NHL	81	14	20	34	-25	44	2	1	1	1	114	12.3	—	—	—	—	—	
2000-01	NY Islanders	NHL	82	10	31	41	-14	42	5	0	0	0	171	5.8	—	—	—	—	—	
2001-02	Buffalo	NHL	82	10	35	45	4	34	3	0	3	0	126	7.9	—	—	—	—	—	
2002-03	Buffalo	NHL	80	12	13	25	-28	32	6	0	2	0	159	7.5	—	—	—	—	—	
	NHL Totals		234	46	99	145	-63	152	16	1	6	1	570	8.1	—	—	—	—	—	
	Buffalo Totals		162	22	48	70	-24	66	9	0	5	0	285	7.7	—	—	—	—	—	

fourth among Islander forwards in total icetime...Made NHL debut @ Tampa Bay (10/2)...Scored first NHL goal and recorded first NHL assist vs. Colorado (10/10)...Became only the fifth 18-year-old player to score an OT goal in the NHL (since the 5:00 OT rule was instituted in 1983-84) when he tallied the game-winner 3:49 into the extra session vs. Tampa Bay (2/10)...Became the fourth-youngest player ever to take a penalty shot and became the third-youngest ever to score when he beat Jean-Sebastien Aubin vs. Pittsburgh (3/21)...Scored the game-tying goal vs. Buffalo (12/18)...Played a season-high 23:51 and recorded two assists @ Toronto (3/22)...Tied for second on the team with nine multiple-point games and tied for second with four multi-assist games...Was a healthy scratch vs. Phoenix (1/10) for the only game missed all season. **1998-99:** Member of Team USA at the 1999 World Junior Championships in Winnipeg (1+0 in 6 games)...Led Erie in scoring with 34 goals and 34 assists for 68 points...Played in the Top Prospects Game in Calgary and scored a goal for Team Orr...Named Best Stickhandler in the Western Conference in the 1998-99 OHL Coaches poll and was runner-up for Best Playmaker, Best Shot and Most Dangerous in the Goal Area...

Named Erie's Most Outstanding Player. 1997-98: Set an Erie Otters (OHL) record for longest point streak by recording 26 points (12+14) in 18 games...Named the Otters' Rookie of the Year...Voted the Best Stickhandler in the OHL's West Division in the OHL Coaches poll.

PERSONAL:

Signed a one-year contract
July 31, 2003.



Regular Season

Playoffs

Season	Team	League	GP	G	A	TP	±/	PIM	PP	SH	GW	GT	S	S%	GP	G	A	TP	PIM
1992-93	Chatham	OJHL-B	47	4	21	25	—	38	—	—	—	—	—	—	—	—	—	—	—
1993-94	North Bay	OHL	45	2	7	9	—	33	—	—	—	—	—	—	17	0	0	0	2
1994-95	North Bay	OHL	40	2	14	16	—	21	—	—	—	—	—	—	—	—	—	—	—
	Sarnia	OHL	27	5	13	18	—	27	—	—	—	—	—	—	3	0	0	0	2
1995-96	Sarnia	OHL	64	21	38	59	—	45	—	—	—	—	—	—	10	3	7	10	2
1996-97	Sarnia	OHL	64	18	60	78	—	39	—	—	—	—	—	—	12	2	10	12	10
	Fredericton	AHL	4	0	1	1	—	0	—	—	—	—	—	—	—	—	—	—	—
1997-98	Philadelphia	AHL	73	9	30	39	—	46	—	—	—	—	—	—	18	4	4	8	21
1998-99	Philadelphia	AHL	70	5	18	23	—	51	—	—	—	—	—	—	15	1	4	5	6
	Philadelphia	NHL	2	0	1	1	-1	0	0	0	0	0	2	0.0	—	—	—	—	—
1999-00	Philadelphia	NHL	27	2	5	7	-1	8	0	0	1	0	55	3.6	18	5	2	7	14
	Philadelphia	AHL	39	12	14	26	—	31	—	—	—	—	—	—	—	—	—	—	—
2000-01	Philadelphia	NHL	66	5	9	14	2	16	2	0	0	0	119	4.2	2	1	0	1	2
2001-02	Nashville	NHL	73	16	22	38	-13	22	11	0	3	0	175	9.1	—	—	—	—	—
2002-03	Nashville	NHL	71	18	16	34	-17	28	14	0	6	0	149	12.1	—	—	—	—	—
	NHL Totals		239	41	53	94	-30	74	27	0	10	0	500	8.2	20	6	2	8	16

PERSONAL:

Agreed to terms with Nashville on a two-year contract Sept. 4, 2002...Originally signed by Philadelphia as an undrafted free agent in 1997...Acquired by Nashville from Philadelphia in exchange for a third-round choice in the 2002 NHL Entry Draft...Was a junior teammate of Eric Boulton at Sarnia (OHL).



23

CENTER



Chris DRURY

Born: Aug. 20, 1976, Trumbull, Conn.

Shoots: Right

Height: 5'10" **Weight:** 202

Last Amateur Club:

Boston University
(NCAA - Hockey East)

How Acquired: Acquired from Calgary with Steve Begin on July 3, 2003, in exchange for Rhett Warrenner and Steve Reinprecht.

vs. NHL

Team	GP	G	A	TP	PIM
ANA	18	8	6	14	10
ATL	7	2	8	10	0
BOS	9	2	10	12	4
BUF	7	2	2	4	4
CGY	21	7	9	16	10
CAR	6	1	5	6	2
CHI	19	11	7	18	9
COL	5	0	2	2	4
CBJ	11	3	4	7	2
DAL	21	3	5	8	8
DET	21	6	5	11	12
EDM	27	7	6	13	37
FLA	7	3	3	6	11
LA	19	7	8	15	10
MIN	14	4	6	10	12
MTL	8	2	4	6	7
NSH	19	2	8	10	4
NJD	10	2	4	6	2
NYI	8	2	3	5	2
NYR	9	2	5	7	4
OTT	7	1	0	1	2
PHI	8	2	6	8	8
PHX	18	4	4	8	18
PIT	7	1	4	5	2
SJ	20	8	7	15	6
STL	20	4	9	13	8
TB	7	3	5	8	4
TOR	7	1	3	4	4
VAN	27	7	17	24	16
WSH	7	1	2	3	0
Totals	394	108	167	275	222

2002-03:

Ranked third on Flames in points (53), fourth in assists (30) and second in goals (23)...Scored the opening goal vs. Los Angeles (4/04)...Scored the game-tying goal vs. San Jose (4/02)...Posted 30th assist of season vs. Columbus (3/29)...Recorded 50th point with an assist vs. Phoenix (3/24)...Posted a power-play assist @ Anaheim (3/16)...Assisted on the game-winning goal in overtime vs. Toronto (3/13)...Scored a power-play goal @ Columbus (3/08)...Scored 20th goal of season (also the game-winner) @ Chicago (3/07)...Scored a goal, added an assist and went +3 vs. New Jersey (3/05)...Scored two goals (including the game-winner), added an assist and went +3 vs. San Jose (3/01)...Posted an assist @ St. Louis (2/17)...Scored a PP goal on vs. Vancouver (2/15)...Scored game-tying goal vs. Chicago (2/06)...Assisted on the game-winning goal vs. Detroit (1/25)...Scored Flames' lone goal on power play vs. Phoenix (1/23)...Scored game-winning goal vs. Edmonton (1/20)...Assisted on the game's opening goal vs. Minnesota (1/04)...Recorded three power-play assists vs. Tampa Bay (1/02)...Scored a power-play goal and added an assist vs. Carolina (12/12)...Recorded the game-winner for the second consecutive game @ New Jersey (11/05)...Scored the game-winning goal @ N.Y. Islanders (11/04)...Scored a short-handed goal vs. Buffalo (10/31)...Recorded two assists vs. St. Louis (10/26)...Scored goal to force overtime @ Minnesota (10/22)...Scored two goals and added an assist @ Chicago (10/19)...Posted three power-play assists (first Flame points) vs. Philadelphia (10/12)...Made Calgary debut vs. Vancouver (10/10)...Acquired from Colorado with Stephane Yelle in exchange for Dean McAmmond, Derek Morris and Jeff Shantz (10/01).

CAREER:

2001-02: Appeared in all 82 games for the second time in Colorado career, scoring 46 points (21+25)...Ranked second on team in shots and first in faceoff percentage...Tied for second on team in goals (21) and led in GW goals...Team went 18-0-1 when he scored...**2002 Playoffs:** Scored 12 points (5+7), along with 10 penalty minutes in 21 playoff games...Scored GW goal in Game Seven vs. Los Angeles...Recorded a four-game point streak (2+3) during that series...Scored third career OT playoff goal in Game Two @ Detroit. **2000-2001:** Set a career high with 24 goals...Scored game-tying goal vs. Nashville (10/25) with 1:52 remaining...Scored GT goal @ Toronto (2/17)...Scored with 12 seconds remaining, forcing overtime, @ Detroit (1/7)...Netted the game's lone goal with only 4:39 remaining @ Calgary (3/29)...Tallied his 20th goal of the season @ Phoenix (3/04)...**2001 Playoffs:** Set postseason career highs in games played (23), goals (11) and points (16)...Finished second among playoff goal scorers...Recorded seventh career playoff GW goal in Game One vs. Vancouver with 1:07 remaining...Had a three-game goal streak from Game Three vs. Vancouver to Game One vs. Los Angeles...Tallied a four-game point streak (3+3) from Game Three vs. Vancouver to Game Two vs. Los Angeles. **1999-00:** Finished second in the NHL in takeaways (107)...Recorded 10 shots on goal at Boston (10/11)...Recorded a four-game point streak (1+3) from 10/06 to 10/13...Had consecutive multiple-point games vs. Boston (10/11, 10/13)...Recorded a four-assist, +4 performance @ Calgary (3/07), marking 15th multi-point game of season...Tallied 22 points (13+19) in his final 25 games...**2000 Playoffs:** Scored 14 points (4+10), along with 4 PIMs in 17 playoff games...Logged two assists in Game One vs. Phoenix...Posted first multi-point playoff game (1+1) in Game Two vs. Detroit...Tallied second multi-point playoff game (1+1) in Game Four at Detroit, including second career overtime goal...Scored sixth career GW goal vs. Dallas. **1998-99:** Named NHL Rookie of the Year (Calder Trophy), finishing the season third among rookie goal scorers, but showed the best scoring production, netting a goal every 25 minutes played...Scored first NHL point (assist) @ Los Angeles (10/18), finishing game with (2+1), +3...Registered a season-best, five-game point streak (3+3) 12/27 to 1/4...Nine of his 20 goals either tied the game or was the GW goal...**1999 Playoffs:** Scored 8 points (6+2), along with four penalty minutes in 19 games...Four of his six goals were



Career Game Highs

Goals: 2, six times.
Most recent, 3/1/03 vs. San Jose

Assists: 4, 3/4/00 @ Calgary

Points: 4, twice, 3/4/00
@ Calgary and 4/3/02 vs. Atlanta

Penalty Minutes: 19, 10/7/01
at Edmonton

Longest Point Streak: 7,
10/22/00 vs. Edmonton to
11/5/00 vs. New Jersey (4+4=8)

Regular Season

Playoffs

Season	Team	League	GP	G	A	TP	+/-	PIM	PP	SH	GW	GT	S	S%	GP	G	A	TP	PIM
1994-95	Boston U.	H-East	39	12	15	27	—	38	—	—	—	—	—	—	—	—	—	—	—
1995-96	Boston U.	H-East	37	35	33	68	—	46	—	—	—	—	—	—	—	—	—	—	—
1996-97	Boston U.	H-East	41	38	24	62	—	64	—	—	—	—	—	—	—	—	—	—	—
1997-98	Boston U.	H-East	38	28	29	57	—	88	—	—	—	—	—	—	—	—	—	—	—
1998-99	Colorado	NHL	79	20	24	44	9	62	6	0	3	0	138	14.5	19	6	2	8	4
1999-00	Colorado	NHL	82	20	47	67	8	42	7	0	2	0	213	9.4	17	4	10	16	4
2000-01	Colorado	NHL	71	24	41	65	6	47	11	0	5	0	204	11.8	23	11	5	14	4
2001-02	Colorado	NHL	82	21	25	46	1	38	5	0	6	0	236	8.9	21	5	7	12	10
	United States	Olympics	6	0	0	0	—	0	—	—	—	—	—	—	—	—	—	—	—
2002-03	Calgary	NHL	80	23	30	53	-9	33	5	1	5	2	224	10.3	—	—	—	—	—
	NHL Totals		394	108	167	275	15	222	34	1	21	2	1015	10.6	80	26	24	50	22

game-winners...Scored first career playoff goal (GW goal) vs. Detroit in the conference semifinals. **1997-98:** Won Hobey Baker Award...Named USA Hockey Magazine's College Player of the Year award...Received Hockey East Player of the Year, Top Defensive Forward and First Team All-Star honors...Finished collegiate career as the all-time leading goal scorer (113) and third in points (214) in Boston University history. **1996-97:** Runner-up for the Hobey Baker Award...USA Hockey Magazine's College Player of the Year award...Chosen first-team All-American...Named to the NCAA Championship All-Tournament Team...Selected Hockey East Player of the Year and a first-team Hockey East All-Star. **1995-96:** A Hobey Baker Finalist...Named second-team All-American and to the NCAA East Region All-Tournament team...Chosen a Hockey East first-team All-Star.

PERSONAL:

Originally was Quebec's fifth choice (72nd overall) in the 1994 NHL Entry Draft...Founder and co-host for the Travis Roy Foundation Invitational Golf Tournament, a charitable event whose proceeds go to the Travis Roy Foundation.



Chris DRURY

17

RIGHT WING



J.P. DUMONT

Born: April 1, 1978,
Montreal, Quebec

Shoots: Left

Height: 6'1" Weight: 203

Last Amateur Club:
Rochester (AHL)

How Acquired: Acquired from
Chicago with Doug Gilmour
March 10, 2000, in exchange
for Michal Grosseck.

vs. NHL

Team	GP	G	A	TP	PIM
ANA	7	2	1	3	0
ATL	11	3	4	7	2
BOS	17	6	8	14	6
BUF	4	0	1	1	0
CGY	8	3	1	4	4
CAR	13	5	4	9	4
CHI	4	2	0	2	2
COL	9	2	5	7	8
CBJ	5	1	1	2	2
DAL	7	1	1	2	2
DET	9	3	3	6	4
EDM	7	1	0	1	4
FLA	11	4	1	5	8
LA	7	3	1	4	0
MIN	4	1	1	2	0
MTL	15	3	7	10	2
NSH	11	1	3	4	6
NJD	14	3	4	7	16
NYI	12	3	6	9	8
N.Y.R.	14	10	2	12	16
OTT	17	5	4	9	4
PHI	12	2	5	7	4
PHX	6	2	1	3	0
PIT	14	2	2	4	16
SJ	9	5	2	7	1
STL	8	1	0	1	6
TB	9	1	5	6	4
TOR	17	3	4	7	4
VAN	9	1	4	5	8
WSH	13	0	3	3	16
Totals	303	79	84	163	168

2002-03:

Recorded eight multi-point games...Recorded two assists, including one on the power play, vs. Atlanta (4/2)...Recorded a power-play assist @ Carolina (3/29)...Recorded an assist on Jochen Hecht's game-winning goal vs. Montreal (3/28)...Scored 60th goal as Sabre @ Toronto (3/22), leaving him one shy of his 80th career NHL goal...Scored goal and power-play assist in 5-2 win vs. Philadelphia (3/18)...Missed 4-0 win @ Florida (3/08) & 1-1 tie @ Tampa Bay with flu...Assisted on Jason Botterill's first goal as a Sabre vs. Dallas (2/28)...Assisted on Maxim Afinogenov's power-play goal in 2-2 tie @ Florida (2/24)...Scored goal @ Atlanta (2/17)...Missed game vs. Vancouver (2/07) with back spasms...Scored goal @ St. Louis (1/31)...Had assist on game-winning goal in 3-2 win @ Montreal (1/11)...Assisted on both of Ales Kotalk's goals in 4-2 win vs. Boston (1/10)...Assisted on Kotalak's first-period goal in 2-1 (OT) win @ Ottawa (1/04)...Scored twice and assisted on game-winning goal in 6-3 win vs. Carolina (1/03)...Scored power-play goal vs. Ottawa (12/26)...Recorded three points (1+2), including two power-play points (1+1), in 4-2 win vs. Boston (12/18)...Power-play goal proved to be the game-winner...Missed games vs. Chicago (12/13) and @ Philadelphia (12/14) with flu...Scored game's first goal in 4-0 win vs. Anaheim (12/04)...Had three-game point streak (2+4) from vs. Atlanta (11/09) to vs. Toronto (11/15)...Recorded one goal and one assist vs. Boston (11/12)...Had two assists (first on game-winning goal) in 6-1 win @ Montreal (10/12)...Scored goal and had one assist in 5-1 win vs. N.Y. Islanders (10/10).

CAREER:

2001-02: Tied career high with 23 goals...Missed final six games of season with separated clavicle suffered after scoring GW goal vs. Philadelphia (4/01)...Established career high with three assists in 3-1 win @ Philadelphia (3/30)...Scored a PP goal vs. Ottawa (3/24)...Assisted on Miroslav Satan's GW/PP goal in 3-1 win @ Philadelphia (3/14)...Recorded three PP points (1+2) in 5-0 win @ N.Y. Islanders (3/07)...Scored game-tying/PP goal in third period of 3-3 tie @ Toronto (3/02)...Recorded one goal and one assist in 2-2 tie @ Columbus (12/29)...Had career-long, eight-game point streak (7+6) from vs. Toronto (11/21) to vs. Colorado (12/07)...Scored two goals in 4-2 win @ Carolina (12/04)...Scored GW goal and one assist in 4-2 win @ N.Y. Islanders (12/01)...Scored goal and had two assists in 4-2 win vs. Toronto (11/21)...Tied career high for goals in a game with third career hat trick (one PP goal, one ES goal, one EN goal) in 5-3 win @ Florida (11/12)...Games Missed to Injury: 6. **2000-01:** Surpassed previous career totals in goals (23), assists (28), and points (51)...Led team with nine PP goals and tied for team high with five GW goals...Had an assist vs. Boston (4/04)...Scored two goals (one on PP) in 6-3 win vs. N.Y. Rangers (3/14)...Assisted on Stu Barnes' overtime goal in 3-2 win @ Colorado (3/03)...Scored two goals (one PP) in 4-1 win @ Ottawa (2/27)...Missed games vs. Atlanta (2/15) & vs. New Jersey (2/17) with rib injury...Had assist on Stu Barnes' GW goal @ N.Y. Islanders (1/27)...Assisted on two goals in 3-1 win vs. Tampa Bay (1/16)...Had career-best, six-game point streak (6+4) from vs. New Jersey (12/07) to @ Washington (12/20)...Scored second career hat trick (first as a Sabre) in 3-0 win @ Boston (12/12)...Scored GW goal in 3-2 (OT) win vs. Calgary (11/13)...Had three-point night (1+2) including PP goal in 4-0 win @ New Jersey (11/11)...Had first multi-point game as a Sabre with goal (PP) and assist vs. Los Angeles (10/07)...Scored goal in first game as a Sabre in 4-2 win vs. Chicago (10/05)...Games missed due to injury: 2...Multi-point games: 12...2001 Playoffs: Tied for third on team with four postseason goals...Scored goal in Game Seven vs. Pittsburgh (5/10)...Had assist on GW goal in 3-2 (OT) win in Game Five vs. Pittsburgh (5/05)...Scored goal and had PP assist in 5-2 win in Game Four @ Pittsburgh (5/02)...Scored first two career playoff goals in series-clinching 8-0 win vs. Philadelphia (4/21)...Recorded first career playoff point with assist in 4-2 (OT) win in Game Four vs. Philadelphia (4/17)...Played first career playoff game in 2-1 @ Philadelphia in Game One (4/11)...Games missed due to injury in postseason: 0...Multi-point games: 2. **1999-00:** Tallied 17 points in 13 games in Rochester (AHL) and led AHL in playoff goals (14)...Scored hat trick and had three assists in six-point game vs. Philadelphia (3/18)...Scored first goal as Amerk against Kentucky

Career Game Highs



Goals: 3, three times; twice as a Sabre. Most recent, 11/12/01 @ Florida

Penalty Minutes: 4, several times. Most recent, 3/24/03 vs. Colorado

Assists: 3, 3/30/02 @ Philadelphia

Longest Point Streak: 8 games 11/21/01 vs. Toronto to 12/7/01 vs. Colorado, (7+6=13)

Points: 4, 4/08/99, vs. N.Y. Rangers, (3+1=4)

Regular Season

Regular Season																		Playoffs				
Season	Team	League	GP	G	A	TP	+/-	PIM	PP	SH	GW	GT	S	S%	GP	G	A	TP	PIM			
1993-94	Val d'Or	QMJHL	25	9	11	20	—	10	—	—	—	—	—	—	—	—	—	—	—			
1994-95	Val d'Or	QMJHL	48	5	14	19	—	24	—	—	—	—	—	—	—	—	—	—	—			
1995-96	Val d'Or	QMJHL	66	48	57	105	—	109	—	—	—	—	—	—	13	12	8	20	22			
1996-97	Val d'Or	QMJHL	62	44	64	108	—	86	—	—	—	—	—	—	13	9	7	16	12			
1997-98	Val d'Or	QMJHL	55	57	42	99	—	63	—	—	—	—	—	—	19	31	15	46	18			
1998-99	Chicago	NHL	25	9	6	15	7	10	0	0	2	0	42	21.4	—	—	—	—	—			
	Portland	AHL	50	32	14	46	—	39	—	—	—	—	—	—	—	—	—	—	—			
	Chicago	IHL	—	—	—	—	—	—	—	—	—	—	—	—	10	4	1	5	6			
1999-00	Chicago	NHL	47	10	8	18	-6	18	0	0	1	0	86	11.6	—	—	—	—	—			
	Cleveland	IHL	7	5	2	7	—	8	—	—	—	—	—	—	—	—	—	—	—			
	Rochester	AHL	13	7	10	17	—	18	—	—	—	—	—	—	21	14	7	21	32			
2000-01	Buffalo	NHL	79	23	28	51	1	54	9	0	5	0	156	14.7	13	4	3	7	8			
2001-02	Buffalo	NHL	76	23	21	44	-10	42	7	0	3	1	154	14.9	—	—	—	—	—			
2002-03	Buffalo	NHL	76	14	21	35	-14	44	2	0	2	0	135	10.4	—	—	—	—	—			
	NHL Totals		303	79	84	163	-22	168	18	0	13	1	573	13.8	13	4	3	7	8			
	Buffalo Totals		231	60	70	130	-23	140	18	0	10	1	445	13.5	13	4	3	7	8			

(3/15)...Acquired by Sabres, along with Doug Gilmour, in exchange for Michal Grosseck, 3/11...Appeared in 47 games with Chicago, scoring 10 goals and eight assists for 18 points...Also appeared in seven games with Cleveland (IHL), totaling five goals and two assists for seven points in seven games played. **1998-99:** Split time between Chicago, Portland (AHL) and Chicago (IHL)...In 50 games with Portland, recorded 46 points (32+14)...Led all AHL rookies with 32 goals and was named to Bauer AHL All-Rookie Team...Played in 1999 AHL First Union All-Star Classic. **1997-98:** Appeared in 55 games with Val d'Or (QMJHL) scoring 57 goals. **1996-97:** Had 108 points (44+64) in 62 games in Val d'Or.

PERSONAL:

Married summer 2003 to wife, Kristin... Rights traded to Chicago from N.Y. Islanders for Dmitri Nabokov, May 30, 1998...Was Islanders' first-round pick in the 1997 NHL Entry Draft.



J.P. DUMONT

8

DEFENSE



Rory FITZPATRICK

Born: Jan. 11, 1975, Rochester, N.Y.

Shoots: Right

Height: 6'2" **Weight:** 208

Last Amateur Club: Sudbury Wolves (OHL)

How Acquired: Signed as a free agent Aug. 14, 2001

vs. NHL

Team	GP	G	A	TP	PIM
ANA	2	0	1	1	0
ATL	3	0	0	0	2
BOS	6	0	0	0	4
BUF	5	0	1	1	2
CGY	1	0	0	0	0
CAR	5	0	1	1	2
CHI	2	0	0	0	0
COL	3	0	0	0	2
DAL	2	0	0	0	0
DET	1	0	0	0	0
EDM	1	0	0	0	8
FLA	1	0	1	1	0
LA	2	0	0	0	2
MTL	2	0	0	0	0
NSH	1	0	0	0	0
NJD	4	0	0	0	2
NYI	5	0	0	0	4
NYR	5	1	0	1	4
OTT	6	0	0	0	2
PHI	6	0	1	1	2
PHX	1	0	0	0	4
PIT	3	0	0	0	2
SJ	2	0	0	0	0
STL	1	0	0	0	0
TB	5	0	0	0	4
TOR	5	0	1	1	4
WSH	6	0	0	0	0
Totals	94	1	6	7	50

2002-03:

Returned to lineup vs. Atlanta (4/02)...Sat out @ Dallas (3/31) with bruised thigh...Recorded power-play assist in 4-0 win @ Florida (3/08)...Had assist in 4-2 win vs. Toronto (3/06)...Scored first career regular-season goal in 5-4 win vs. N.Y. Rangers (2/15)...Recalled from Rochester 2/12...At time of recall, had 16 points (5+11) in 41 GP...Reassigned to Rochester 1/01...Recalled from Rochester 12/31 and played that night vs. N.Y. Islanders...Reassigned to Rochester 12/28...Missed games from vs. Boston (12/18) to vs. Ottawa (12/26) with concussion...Recalled from Rochester 12/12...Reassigned to Rochester 12/09...Recorded first point as a Sabre with power-play assist in 4-0 win vs. Anaheim (12/04)...Recalled from Rochester 11/25...At time of recall, was Amerks' top scoring defenseman with eight points (3+5) in 20 games played...Scored seven points (3+4) in six games from 11/03 to 11/16, recording points in four-straight games (11/03-11)...Recorded his first two-goal as an Amerk vs. Chicago (11/10)...Had his 100th professional assist vs. Cleveland (11/08).

CAREER:

2001-02: Played in five games with Buffalo registering four penalty minutes...Played in four-straight games from @ Florida (1/12) to @ Boston (11/17)...Made Sabre debut @ New Jersey (10/27)...With Rochester: Registered 12 points (4+8) and 83 penalty minutes in 60 games...Led Amerks with a plus-12 rating...Co-winner of the McCulloch Trophy for service to the Rochester community...Returned to the Amerks' lineup 1/16 after missing four games (1/05-12) with an injury...Had two-game point streak (0+2) @ Cincinnati (3/22-23)...Played in his 300th AHL game @ Syracuse (3/16)...Played in 400th professional game @ Chicago (3/02)...February's recipient of the VIP Player of the Month award for work toward local charities...Had one goal and one assist vs. Syracuse (1/25)...Broke the 400 penalty minute mark in AHL career @ Syracuse (10/13)...Became first Rochester native to score a goal for the Americans when he scored @ Wilkes-Barre (10/6)...Missed 11 games due to injury...2002 Playoffs: Led Rochester defensemen in postseason points (0+1), ranked third overall on team...Registered one assist in two games...Made Amerks' playoff debut in Game One of the Western Conference Qualifier @ Philadelphia (4/09). **2000-01:** Finished season with Hamilton (AHL), registering three goals and 17 assists for 20 points in 34 games...Also spent time with Milwaukee (IHL) totaling two assists in 22 games...Traded to Edmonton 1/12 for future considerations...Appeared in two games with Nashville. **1999-00:** Split time between Worcester (AHL) and Milwaukee (IHL)...Traded to Nashville 2/09 for Dan Keczmer. **1998-99:** Led Worcester defensemen in scoring with 21 points (5+16)...Played one game with St. Louis. **1997-98:** Scored career highs in goals (8), assists (22) and points (30) with Worcester...Participated in the AHL All-Star Classic. **1996-97:** Appeared in 49 games at Worcester (AHL)...Participated in the AHL All-Star Classic...Won hardest shot competition, firing the puck 92.4 mph...Traded to St. Louis by Montreal along with Pierre Turgeon and Craig Conroy for Murray Baron, Shayne Corson and St. Louis' fifth-round choice in 1997 NHL Entry Draft, 10/29. **1995-96:** Appeared in 42 regular season games with Montreal, recording two assists...Scored only career NHL postseason goal against N.Y. Rangers (4/26)...Recorded first NHL assist/point against Philadelphia (12/16)...Made NHL debut @ Chicago (12/15).

1994-95: Made professional debut with Fredericton (AHL) in the postseason, helping the Canadiens to the Calder Cup Finals.



Career Game Highs

Goals: 1, 2/15/03 vs. N.Y. Rangers

Assists: 1, six times.
Most recent, 3/8/03 @ Florida

Points: 1, seven times.
Most recent, 3/8/03 @ Florida

Penalty Minutes: 2, 10 times as Sabre. Most recent, 4/5/03 @ Boston

Longest Point Streak: 2 games, 0+2=2 (3/6/03 to 3/8/03)

Regular Season

Season	Team	League	Regular Season													Playoffs			
			GP	G	A	TP	+/-	PIM	PP	SH	GW	GT	S	S%	GP	G	A	TP	PIM
1992-93	Sudbury	OHL	58	4	20	24	—	68	—	—	—	—	—	—	14	0	0	0	17
1993-94	Sudbury	OHL	65	12	34	46	—	112	—	—	—	—	—	—	10	2	5	7	10
1994-95	Sudbury	OHL	56	12	36	48	—	72	—	—	—	—	—	18	3	15	18	21	
	Fredericton	AHL	—	—	—	—	—	—	—	—	—	—	—	10	1	2	3	5	
1995-96	Montreal	NHL	42	0	2	2	-7	18	0	0	0	0	31	0.0	6	1	1	2	0
	Fredericton	AHL	18	4	6	10	—	36	—	—	—	—	—	—	—	—	—	—	—
1996-97	Montreal	NHL	6	0	1	1	-2	6	0	0	0	0	5	0.0	—	—	—	—	—
	St. Louis	NHL	2	0	0	0	-2	2	0	0	0	0	1	0.0	—	—	—	—	—
	Worcester	AHL	49	4	13	17	—	78	—	—	—	—	—	5	1	2	3	0	
1997-98	Worcester	AHL	62	8	22	30	—	111	—	—	—	—	—	11	0	3	3	26	
1998-99	St. Louis	NHL	1	0	0	0	-3	2	0	0	0	0	0	0.0	—	—	—	—	—
	Worcester	AHL	53	5	16	21	—	82	—	—	—	—	—	4	0	1	1	17	
1999-00	Worcester	AHL	28	0	5	5	—	48	—	—	—	—	—	—	—	—	—	—	—
	Milwaukee	IHL	27	2	1	3	—	27	—	—	—	—	—	3	0	2	2	2	
2000-01	Milwaukee	IHL	22	0	2	2	—	32	—	—	—	—	—	—	—	—	—	—	—
	Hamilton	AHL	34	3	17	20	—	29	—	—	—	—	—	—	—	—	—	—	—
	Nashville	NHL	2	0	0	0	-2	2	0	0	0	0	0	0.0	—	—	—	—	—
2001-02	Rochester	AHL	60	4	8	12	12	83	1	0	1	0	89	4.5	2	0	1	1	0
	Buffalo	NHL	5	0	0	0	-2	4	0	0	0	0	2	0.0	—	—	—	—	—
2002-03	Rochester	AHL	41	5	11	16	-2	65	2	0	1	0	92	5.4	—	—	—	—	—
	Buffalo	NHL	36	1	3	4	-7	16	0	0	0	0	29	3.4	—	—	—	—	—
	NHL Totals		94	1	6	7	-25	50	0	0	0	0	68	1.5	6	1	1	2	0
	Buffalo Totals		41	1	3	4	-9	20	0	0	0	0	31	3.2	—	—	—	—	—

PERSONAL:


Married to wife, Tracey. They have three children: Hannah, Brady and Connor...Member of Team USA at the 1995 World Junior Championships in Red Deer, Alberta...Originally Montreal's second-round pick (47th overall) in 1993 NHL Entry Draft... Re-signed with Sabres on Aug. 7, 2002.



Rory FITZPATRICK

71

LEFT WING



Jochen HECHT

Born: June 21, 1977, Mannheim, Germany

Shoots: Left

Height: 6'1" **Weight:** 191

Last Amateur Club: Adler Mannheim (DEL)

How Acquired: Acquired from Edmonton on June 22, 2002, in exchange for the 31st (from Atlanta) and 36th (from Nashville) picks in the 2002 NHL Entry Draft.

vs. NHL

Team	GP	G	A	TP	PIM
ANA	11	4	5	9	8
ATL	6	2	2	4	2
BOS	8	2	2	4	4
BUF	4	0	0	0	0
CGY	14	0	5	5	8
CAR	8	0	1	1	4
CHI	13	4	4	8	2
COL	13	5	1	6	2
CBJ	7	2	2	4	17
DAL	10	3	2	5	2
DET	12	2	5	7	8
EDM	9	1	4	5	6
FLA	7	4	2	3	4
LA	12	4	3	7	10
MIN	9	5	5	10	4
MTL	6	5	5	10	4
NSH	16	2	4	6	12
NJD	9	1	0	1	8
NYI	5	2	0	2	4
NYR	6	0	6	6	4
OTT	5	0	2	2	4
PHI	5	1	1	2	0
PHX	13	0	4	4	6
PIT	4	1	2	3	2
SJ	11	7	3	10	4
STL	6	1	1	2	2
TB	8	0	3	3	19
TOR	12	4	6	10	2
VAN	14	4	5	9	4
WSH	6	0	1	1	4
Totals	269	58	86	144	166

2002-03:

Recorded six multi-point games...Had a season-high, five-game point streak (3+3) end @ Dallas (3/31)...Assisted on Daniel Briere's power-play goal @ Carolina (3/29)...Recorded game-winning goal vs. Montreal (3/28)...Assisted on Briere's game-winning/power-play goal vs. Florida (3/26)...Scored two goals, including the game-winner in overtime, vs. Colorado (3/24)...Recorded an assist @ Toronto (3/22)...Had two assists in 5-2 win vs. Philadelphia (3/18)...Returned from injured reserve with power-play goal in 4-0 win @ Florida (3/08)...Had missed previous nine games with wrist injury...Assisted on Curtis Brown's short-handed goal @ Atlanta (2/17)...Missed games @ Detroit (2/13) and vs. N.Y. Rangers (2/15) with injured wrist...Returned to lineup with an assist in 4-0 win vs. Toronto (1/24)...Missed 20 games while on Injured Reserve from concussion suffered vs. Washington (12/07)...Tied career high with two assists in 4-1 win @ N.Y. Rangers (12/06)...Assisted on Stu Barnes' goal vs. Pittsburgh (11/29)...Had power-play assist vs. Boston (11/12)...Recorded goal and assist vs. Atlanta (11/09)...Scored goal and assisted on another @ Columbus (11/03)...Had assist on Dmitri Kalinin's game-tying/power-play goal @ Edmonton (11/01)...Assisted on Ales Kotalkin's game-tying goal @ Vancouver (10/29)...Scored power-play goal @ Pittsburgh (10/26)...Returned vs. New Jersey (10/25) after missing previous two games (vs. Phoenix 10/19 and vs. Philadelphia 10/22) with bruised knee...Recorded two power-play assists in 4-4 tie vs. N.Y. Rangers (10/17)...Scored goal in 6-1 win @ Montreal (10/12)...Scored first goal in first game as Sabre in 5-1 win vs. N.Y. Islanders (10/10)...Games Missed to Injury: 33.

CAREER:

2001-02: Was fourth in goals (16) and sixth in overall points (16+24) with Edmonton...Recorded career-high three GW goal...Played in all 82 games...Recorded two points (1+1) and 2 PIM in 4 games for Germany at 2002 Winter Olympic Games in Salt Lake City...Named to the German Olympic Team 12/20...Assisted on GW goal vs. Phoenix (4/10)...Scored 16th goal vs. San Jose (3/20)...Registered sixth multiple-point game and third multiple-assist game with two helpers @ Detroit (3/13)...Played in his 200th career NHL game, recording one goal and one assist vs. San Jose (2/12)...Had a three-game scoring streak (0+4) ended vs. Washington (3/16)...Registered a single-game, career-high four points (2+2) vs. Montreal (1/06) including PP goal, PP assist and GW goal...Had three-game point streak (3+3) from vs. N.Y. Rangers (1/02) to vs. Montreal (1/06)...Scored PP goal @ San Jose (12/11)...Had three-game point streak (2+1) from @ Los Angeles (11/29) to @ Anaheim (12/05)...Registered a single-game career-high 17 PIM at Columbus (10/25)...Had three game point streak (2+3) from vs. Colorado (11/11) to @ Minnesota (11/14)...Scored his first Oilers point (assist) and his first Oilers goal vs. Colorado (10/11)...Made Oilers' debut @ Calgary (10/03)...Registered 100th career NHL penalty minute vs. Los Angeles (11/22).

2000-01: Completed second full season with St. Louis, establishing career highs in games (72), goals (19), assists (25), points (44)...Was eighth on the St. Louis scoring list...Scored 8 PP goals, ranking fifth on Blues...Was tied for first in both SH goals (3) and GTgoals (2)...Scored GW goal in Blues' 6-5 come-from-behind victory @ Toronto (11/29)...Recorded a career-high, eight-game scoring streak with 10 points (6+4) from 12/05-23 and had a six-game scoring streak with six points (4+2) from 10/06-19...Also equaled career highs for longest goal- and assist-scoring streaks with five two-game goal scoring streaks and three two-game assists scoring streaks...Played in 100th career NHL game vs. Phoenix (12/30)...Three of eight PP goals came in four-game span between 1/18-23...Netted GT goal @ Los Angeles (10/11) and vs. Detroit (12/16)...Missed a total of 10 games, including the final eight games of the regular season due to a strained oblique muscle...2001 Playoffs: Tied for seventh on Blues' playoff scoring list with six points (2+4) in 15 games...Played in all 15 postseason games as the Blues advanced to the Western Conference Final. **1999-00:** Played first full season in the NHL with Blues, scoring 13 goals and 21 assists for 34 points in 63 games...Ranked 10th in scoring, tied for fifth in PP goals (11) and third in plus/minus (+20) among rookies...Scored first NHL goal @ Toronto (10/16)...Recorded first NHL Point @ Los Angeles (10/4)...Led Blues in playoff scoring with 10 points (4+6) in seven



Career Game Highs

Goals: 2, six times.
Most recent, 3/24/03 vs. Colorado

Penalty Minutes: 17, 10/28/01
@ Columbus

Assists: 2, 10 times.
Most recent, 12/6/02 @ N.Y. Rangers

Longest Point Streak: 8 games;
12/5/00 to 12/23/00 (6+4=10)

Points: 4, 1/6/02 vs. Montreal (2+2=4)

Regular Season

Playoffs

Season	Team	League	GP	G	A	TP	+/-	PIM	PP	SH	GW	GT	S	S%	GP	G	A	TP	PIM
1993-94	Mannheim Jr.	Ger.-Jr.	28	27	13	40	—	103	—	—	—	—	—	—	—	—	—	—	—
1994-95	A. Mannheim	DEL	43	11	12	23	—	68	—	—	—	—	—	—	10	5	4	9	12
1995-96	A. Mannheim	DEL	44	12	16	28	—	68	—	—	—	—	—	—	8	3	2	5	6
1996-97	A. Mannheim	DEL	46	21	21	42	—	36	—	—	—	—	—	—	9	3	3	6	4
1997-98	A. Mannheim	DEL	44	7	19	26	—	42	—	—	—	—	—	—	10	1	1	2	14
	A. Mannheim	EuroHL	5	0	4	4	—	8	—	—	—	—	—	—	—	—	—	—	—
	Germany	Olympics	4	1	0	1	—	6	—	—	—	—	—	—	—	—	—	—	—
1998-99	St. Louis	NHL	3	0	0	0	-2	0	0	0	0	4	0.0	—	5	2	0	2	0
	Worcester	AHL	74	21	35	56	—	48	—	—	—	—	—	—	4	1	1	2	2
1999-00	St. Louis	NHL	63	13	21	34	20	28	5	0	1	140	9.3	—	7	4	6	10	2
2000-01	St. Louis	NHL	72	19	25	44	11	48	8	3	1	208	9.1	—	15	2	4	6	4
2001-02	Edmonton	NHL	82	16	24	40	4	60	5	0	3	1	211	7.6	—	—	—	—	—
	Germany	Olympics	4	1	1	2	—	2	—	—	—	—	—	—	—	—	—	—	—
2002-03	Buffalo	NHL	49	10	16	26	4	30	2	0	2	0	145	6.9	—	—	—	—	—
	NHL Totals		269	58	86	144	37	166	20	3	7	1	708	8.1	27	8	10	18	6
	Buffalo Totals		49	10	16	26	4	30	2	0	2	0	145	6.9	—	—	—	—	—

games. **1998-99:** Spent majority of season with Worcester (AHL), leading the Ice Cats in goals (21) assist (35) and points (56)...Made NHL debut @ Buffalo (1/03)...Played three games with Blues on season...

1999 Playoffs: Made Stanley Cup Playoff debut, scoring two goals in five games.

PERSONAL:

Was originally St. Louis' first choice (2nd round, 49th overall), in the 1995 NHL Entry Draft...Represented Germany nine times in international play...Member of Germany's 1998 and 2002 Olympic teams and 1996 World Cup Team...Also represented Germany at the World Jr. Championships four times (1994, 1995, 1996, 1997) and three times at the World Championships (1996, 1997, 1998)...Name is pronounced yo-kin HESH-t.



Jochen HECHT

45

DEFENSE



Dmitri KALININ

Born: July 22, 1980,
Cheljabinsk, Russia

Shoots: Left

Height: 6'3" **Weight:** 206

Last Amateur Club:
Moncton (QMJHL)

How Acquired: Buffalo's
first-round choice (18th overall)
in the 1998 NHL Entry Draft.

vs. NHL

Team	GP	G	A	TP	PIM
ANA	4	0	1	1	0
ATL	10	1	1	2	4
BOS	13	1	0	1	4
CGY	2	0	0	0	0
CAR	11	1	2	3	0
CHI	4	0	3	3	0
COL	2	0	0	1	0
CBJ	2	5	0	1	8
DAL	5	1	1	2	4
DET	4	1	4	4	2
EDM	4	1	1	4	0
FLA	8	0	1	4	4
LA	5	1	0	2	0
MIN	4	0	0	0	2
MTL	13	2	2	4	8
NSH	2	0	0	1	0
NJD	11	0	1	1	4
NYI	10	0	1	1	4
NYR	7	1	0	1	4
OTT	14	0	2	2	6
PHI	10	0	0	0	14
PHX	3	0	0	0	2
PIT	10	0	2	2	2
SJ	4	0	1	1	2
STL	5	0	3	3	8
TB	8	0	1	1	6
TOR	13	1	6	7	4
VAN	4	1	0	1	17
WSH	11	3	4	7	6
Totals	206	14	42	56	125

2002-03:

Led Buffalo defensemen with eight goals...Recorded first short-handed goal of career @ Boston (4/05)...Scored seventh goal of season vs. Atlanta (4/02)...Returned to lineup @ Carolina (3/29) after missing eight games with a shoulder injury (seven games) and flu (one game)...Recorded two assists in 4-2 win vs. Toronto (3/06)...Had career-long, four-game point streak (1+3) from @ Tampa Bay (2/23) to vs. Dallas (2/28)...Assisted on Curtis Brown's game-winning goal vs. Dallas (2/28)...Scored career-high third power-play goal @ Washington (2/26)...Assisted on Miroslav Satan's power-play goal in 2-2 tie @ Florida (2/24)...Had assist in 4-1 win @ Tampa Bay (2/23)...Assisted on Vaclav Varada's goal in 2-1 (OT) win vs. Montreal (2/19)...Recorded first career short-handed point with assist on Brown's short-handed goal @ Atlanta (2/17)...Had assist @ Detroit (2/13)...Assisted on Adam Mair's goal vs. St. Louis (2/11)...Set career high with fifth goal of season, scoring power-play goal vs. Vancouver (2/07) and was assessed career high 17 penalty minutes...Scored fourth goal of season @ Washington (12/30)...Recorded third goal of season and second in as many games in 4-3 win vs. Washington (12/07)...Marked first time in career scoring goals in back-to-back games...Scored goal in 4-1 win @ N.Y. Rangers (12/06)...Tied career high with two assists vs. Toronto (11/15)...Scored first career game-tying goal on power play in 1-1 tie @ Edmonton (11/01)...Played first game of the season @ Pittsburgh (10/26)...Assigned to Rochester 10/14 and played for Amerks same night...Recalled the following day.

CAREER:

2001-02: Missed 3-1 win vs. Florida (4/05) with the flu...Tied career and season high with two assists (one on GW/PP goal) in 5-1 win vs. Detroit (3/10)...Assisted in J.P. Dumont's GT/PP goal in 3-3 tie @ Toronto (3/02)...Recorded assist on GW goal in 3-2 (OT) win @ Washington (1/27)...Recorded a goal and assist for third multiple-point game of season @ Los Angeles (1/17)...Assisted on Vaclav Varada's PP goal in 3-1 win @ Anaheim (1/16)...Tied career high with two assists vs. Chicago (12/19)...Scored first goal of season @ Dallas (12/12)...Returned to action @ Boston (12/08)...Was cleared to play but was healthy scratch vs. Colorado (12/7) after missing previous 18 games with broken thumb suffered vs. Montreal 10/26)...Had surgery on broken thumb (10/30)...Had first point of season with assist @ Detroit (10/12)...Games Missed to Injury: 19. **2000-01:** Won Fred T. Hunt Award as Sabres' outstanding rookie...Finished 12th in rookie assists (18) and tied for 19th in rookie points (22)...Had PP assist in 2-1 win vs. Washington (4/06)...Scored goal in 3-0 win vs. Toronto (3/20)...Recorded two assists (one on GW/PP goal) in 3-2 in @ Washington (3/17)...Scored first career even strength goal (third of season) vs. Montreal (2/11)...Assisted on Maxim Afinogenov's GW goal in 2-1 (OT) win vs. N.Y. Islanders (2/07)...Had assist on Alexei Zhitnik's power-play goal in 3-3 tie vs. Toronto (1/05)...Scored first NHL goal on power play and had assist in Sabres' 5-4 victory vs. Montreal (11/3)...Scored first NHL point with an assist on J.P. Dumont's goal in 4-2 win vs. Chicago (10/05)...**2001 Playoffs:** Finished second among all rookies with +5 plus/minus rating in playoffs...Had assist in series-clinching 8-0 win in Game Six vs. Philadelphia (4/21)...Played in first career playoff game, assisting on GW goal in 2-1 win in Game One @ Philadelphia (4/11). **1999-00:** Selected to



Career Game Highs

Goals: 1, 14 times.
Most recent, 4/5/03 @ Boston

Penalty Minutes: 17, 2/7/03
vs. Vancouver

Assists: 2, six times.
Most recent, 3/6/02 vs. Toronto

Longest Point Streak: 4 games,
2/23/03 to 2/28/03 (1+3=4)

Points: 2, seven times.
Most recent, 3/6/02 vs. Toronto

Regular Season

Playoffs

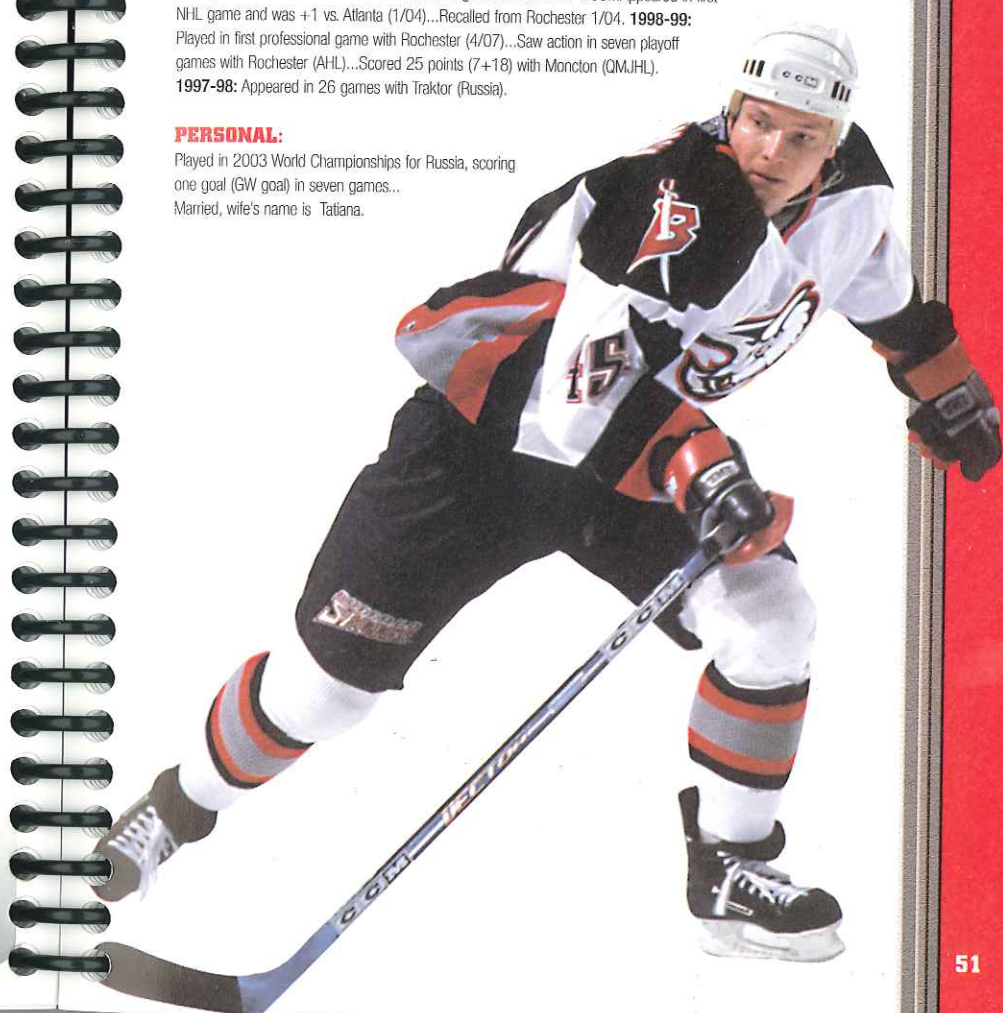
Season	Team	League	GP	G	A	TP	+/-	PIM	PP	SH	GW	GT	S	S%	GP	G	A	TP	PIM
1996-97	Cheljabinsk	Russia	2	0	0	0	—	0	—	—	—	—	—	—	0	0	0	0	0
1997-98	Traktor	Russia	26	0	2	2	—	24	—	—	—	—	—	—	—	—	—	—	—
1998-99	Moncton	QMJHL	39	7	18	25	—	44	—	—	—	—	—	—	4	1	1	2	0
	Rochester	AHL	3	0	1	1	—	14	—	—	—	—	—	—	7	0	0	0	6
1999-00	Rochester	AHL	75	2	19	21	15	52	0	0	1	0	106	1.9	21	2	9	11	8
	Buffalo	NHL	4	0	0	0	0	4	0	0	0	0	3	0.0	—	—	—	—	—
2000-01	Buffalo	NHL	79	4	18	22	-2	38	2	0	0	0	88	4.5	13	0	2	2	4
2001-02	Buffalo	NHL	58	2	11	13	-6	26	0	0	0	0	67	3.0	—	—	—	—	—
2002-03	Rochester	AHL	1	0	0	0	0	0	0	0	0	0	3	0.0	0	0	0	0	0
	Buffalo	NHL	65	8	13	21	-7	57	3	1	0	1	83	9.6	—	—	—	—	—
	NHL Totals		206	14	42	56	-15	125	5	1	0	1	241	5.8	13	0	2	2	4
	Buffalo Totals		206	14	42	56	-15	125	5	1	0	1	241	5.8	13	0	2	2	4

the AHL All-Rookie team 4/05...Reassigned to Rochester 2/22...Saw action in 4-1 win vs. Los Angeles (2/19)...Recalled from Rochester 2/18...Reassigned to Rochester 1/09...Appeared in first NHL game and was +1 vs. Atlanta (1/04)...Recalled from Rochester 1/04. **1998-99:** Played in first professional game with Rochester (4/07)...Saw action in seven playoff games with Rochester (AHL)...Scored 25 points (7+18) with Moncton (QMJHL).

1997-98: Appeared in 26 games with Traktor (Russia).

PERSONAL:

Played in 2003 World Championships for Russia, scoring one goal (GW goal) in seven games... Married, wife's name is Tatiana.



Dmitri KALININ

12

RIGHT WING



**Ales
KOTALIK**

Born: Dec. 23, 1978, Jindrichuv Hradec, Czech Republic
Shoots: Right
Height: 6'1" **Weight:** 227
Last Amateur Club: HC Budejovice (Czech)
How Acquired: Buffalo's sixth-round choice (164th overall) in the 1998 NHL Entry Draft.

vs. NHL

Team	GP	G	A	TP	PIM
ANA	1	0	1	1	2
ATL	4	3	0	3	0
BOS	6	2	1	3	4
CBY	1	0	0	2	4
CAR	3	0	2	1	0
CHI	1	0	1	0	0
COL	1	0	0	0	2
CBJ	2	0	0	0	2
DAL	1	1	1	2	0
DET	1	0	1	1	0
EDM	1	0	0	0	2
FLA	5	1	1	2	2
LA	1	0	0	0	0
MIN	2	1	0	1	0
MTL	4	0	1	1	0
NSH	2	0	0	0	0
NJD	3	1	0	1	2
NYI	4	0	1	1	0
NYR	3	0	2	2	4
OTT	7	5	2	7	0
PHI	3	2	2	2	0
PHX	1	0	0	0	0
PIT	3	1	0	1	0
SJ	1	0	0	0	0
STL	3	0	0	0	0
TB	4	1	0	1	0
TOR	5	0	2	2	6
VAN	2	2	0	2	2
WSH	6	2	1	3	0
Totals	81	22	17	39	32

2002-03:

Named NHL Rookie of the Month for January...Recorded 11 points (7+4) in the month...First Sabre to be named Rookie of the Month since Ray Sheppard in February 1988...Finished season ranked second in rookie goals (21) despite playing 11 fewer games than Calder Trophy winner Henrik Zetterberg...Was fourth in points (35) among rookies...Recorded an assist @ Boston (4/05)...Recorded his 20th goal of the season vs. Atlanta (4/02)...Missed games vs. Montreal (3/28), @ Carolina (3/29) and @ Dallas (3/31) with the flu...Recorded a power-play assist @ Toronto (3/22)...Scored goal @ Atlanta (3/15)...Scored game-tying goal with power-play tally in 1-1 tie @ Tampa Bay (3/09)...Scored rookie-leading 17th goal in 4-0 win @ Florida (3/08)...Scored power-play goal vs. Washington (3/04)...Recorded a goal and an assist in 5-3 win vs. Dallas (2/28)...Assisted on power-play goal @ Washington (2/26)...Recorded two assists in 5-4 win vs. N.Y. Rangers (2/15)...Had assist @ Detroit (2/13)...Scored goal vs. Vancouver (2/07)...Scored goal @ Ottawa (1/25)...Had a five-game point streak (6+3) from vs. Carolina (1/03) to @ Montreal (1/11)...Scored two goals, including game-winning goal in 4-2 win vs. Boston (1/10)...Marked third consecutive two-goal game and fourth consecutive multi-point game...Scored both Sabre goals for second-straight game, including one on power play, @ Philadelphia (1/07)...Scored both goals, including first career game-winning goal in 2-1 OT win @ Ottawa (1/04)...Set career high for assists in a game with two (second on game-winning goal) in 6-3 win vs. Carolina (1/03)...Also tied career best for points in a game...Scored first career power-play goal @ Pittsburgh (12/23)...Had career-best, three-game point streak (2+1) from vs. Washington (12/06) vs. Ottawa (12/10)...Assisted on Miroslav Satan's game-tying goal in 1-1 tie vs. Chicago (12/13)...Recorded second goal in as many games with tally vs. Ottawa (12/10)...Scored game-tying goal in third period of 1-1 tie @ Vancouver (10/29), first goal and first game of season...Recalled from Rochester 10/27...At time of recall, had appeared in six games, recording two points (0+2).

CAREER:

2001-02: Played in 13 games with Sabres in first professional season, recording one goal and three assists for four points...Assisted on Curtis Brown's goal in 1-1 tie vs. N.Y. Islanders (4/03)...Had first NHL goal and first multiple-point game (1+1) vs. Ottawa (3/19)...Recorded first NHL point with assist on GW goal in first NHL game in 5-2 win @ Florida (11/12)...Recalled from Rochester 11/11...With Rochester: Finished third on Amerks with 43 points (18+25) in 68 games...Finished fourth on team in goals and tied for second in power-play goals (five)...Had three-game point streak (2+3) from vs. Hershey (3/15) to vs. Cleveland (3/17)...Recorded three assists in a 5-3 win vs. Cleveland (2/24)...Had one goal and two assists in 4-2 win vs. Norfolk (2/15)...Had a three-game point streak (2+3) from vs. Cleveland (12/14) to vs. Hamilton (12/21)...Scored first goal as an Amerk vs. Philadelphia (10/08)...Registered first point/assist in American Hockey League @ Wilkes-Barre (10/06)...Made Amerks' debut vs. Bridgeport (10/05)...Joined Rochester 9/25...**Playoffs:** Reassigned to Rochester 4/10...Made professional playoff debut in Game Two of the



Career Game Highs

Goals: 2, three times, 1/4/03 @ Ottawa, 1/7 @ Philadelphia and 1.10 vs. Boston

Penalty Minutes: 4, twice, 1/24/03 vs. Toronto and 2/15 vs. N.Y. Rangers

Assists: 2, twice, 1/3 vs. Carolina and 2/15 vs. N.Y. Rangers

Longest Point Streak: 5 games, 1/3/03 to 1/11/03 (6+3=9)

Points: 2, six times. Most recent, 2/28/03 vs. Dallas

Regular Season


Playoffs

Season	Team	League	GP	G	A	TP	+/-	PIM	PP	SH	GW	GT	S	S%	GP	G	A	TP	PIM
1997-98	HC Budejovice	Czech	47	9	7	16	—	14	—	—	—	—	—	—	—	—	—	—	—
1998-99	HC Budejovice	Czech	41	8	13	21	—	16	—	—	—	—	—	—	3	0	0	0	—
1999-00	HC Budejovice	Czech	43	7	12	19	—	34	—	—	—	—	—	—	3	0	1	1	6
2000-01	HC Budejovice	Czech	52	19	29	48	—	54	—	—	—	—	—	—	—	—	—	—	—
2001-02	Rochester	AHL	68	18	25	43	-2	55	5	0	1	3	187	9.6	1	0	0	0	0
	Buffalo	NHL	13	1	3	4	-1	2	0	0	0	0	21	4.8	—	—	—	—	—
2002-03	Rochester	AHL	8	0	2	2	-5	4	0	0	0	0	26	0.0	—	—	—	—	—
	Buffalo	NHL	68	21	14	35	-2	30	4	0	2	2	138	15.2	—	—	—	—	—
	NHL Totals		81	22	17	39	-3	32	4	0	2	2	159	13.8	—	—	—	—	—
	Buffalo Totals		81	22	17	39	-3	32	4	0	2	2	159	13.8	—	—	—	—	—

Western Conference Qualifier against Philadelphia (4/1). 2000-01: Led HC Budejovice in goals (19), assists (29) and total points (48)... Played four seasons with HC Budejovice (Czech) registering 43 goals and 61 assists for 104 points in 183 games.

PERSONAL:

Signed a two-year contract Aug. 8, 2003.



22

RIGHT WING



Adam MAIR

Born: Feb. 15, 1979, Hamilton, Ontario

Shoots: Right

Height: 6'1" **Weight:** 208

Last Amateur Club: Canada (National Team)

How Acquired: Acquired from Los Angeles along with a fifth-round draft choice (Thomas Morrow) in the 2003 NHL Entry Draft in exchange for Erik Rasmussen.

vs. NHL

Team	GP	G	A	TP	PIM
ANA	3	0	0	0	0
ATL	5	0	0	0	26
BOS	6	0	3	3	4
BUF	4	0	0	0	2
CGY	3	0	1	1	6
CAR	5	1	0	0	0
CHI	3	0	0	0	2
COL	3	0	0	2	0
CBJ	3	0	0	1	2
DAL	2	0	0	0	0
DET	2	0	0	0	4
EDM	2	0	0	0	0
FLA	4	0	0	0	0
LA	1	0	0	0	0
MIN	3	0	0	0	2
MTL	7	1	1	0	2
NSH	4	0	0	0	2
NJD	4	0	2	2	6
NYJ	6	1	0	1	6
NYR	4	1	0	0	4
OTT	7	0	0	1	64
PHI	6	0	0	1	6
PHX	4	0	0	0	4
PIT	9	1	1	2	19
SJ	6	0	0	2	0
STL	3	1	0	0	6
TB	6	0	0	0	21
TOR	5	0	0	0	14
VAN	6	0	0	0	12
WSH	6	2	0	2	9
Totals	131	8	14	22	229

2002-03:

Recorded an assist @ Boston (4/05)...Returned to the Sabres' lineup vs. Montreal (3/28) after missing three games with a bruised foot...Assisted on Maxim Afinogenov's game-winning goal in 5-2 win vs. Philadelphia (3/18)...Scored goal vs. Carolina (3/12)...Received major penalty and game misconduct for elbowing @ Atlanta (2/17)...Had career-long, three-game point streak (2+1) from vs. St. Louis (2/11) to vs. N.Y. Rangers (2/15)...Scored goal in 5-4 win vs. N.Y. Rangers (2/15)...Had assist @ Detroit (2/13)...Scored goal vs. St. Louis (2/11)...Recorded assist @ New Jersey (2/04)...Assisted on Chris Gratton's game-tying goal in 2-2 tie @ San Jose (1/16)...Had assist in 3-2 win @ Montreal (1/11)...Assisted on Tim Connolly's goal in 4-2 win vs. Boston (1/10)...Scored goal @ Montreal (12/21)...Scored first career game-winning goal in 4-3 victory vs. Washington (12/07)...Set career high with two assists vs. Columbus (11/22)...Two points in one game also set career high...Received match penalty for attempt to injure @ Ottawa (11/06)...Had assist vs. Boston (11/12)...Scored first point as a Sabre with first career short-handed goal @ Pittsburgh (10/26)...Made Buffalo debut in 5-1 win vs. N.Y. Islanders (10/10).

CAREER:

2001-02: Split the season between Los Angeles and Manchester (AHL)...Began season with Manchester (AHL), appearing in 11 games (4+4)...Sustained an injured right eye after being hit by a puck during the second week of the season...Surgery required four plates and 16 screws to be inserted around his right orbital bone...Recalled 12/10...Played eight games for Los Angeles from 12/16 to 1/26, scoring his first goal as a King vs. N.Y. Islanders (1/19)...Reassigned to the Monarchs 1/31 and was recalled on two other occasions, 2/04 and 3/05...Played in 10 of the Kings' final 19 regular-season games (one assist)...Reassigned to Manchester (4/10)...Assessed a career-high 47 PIMs @ Ottawa (12/20) for leaving the player's bench to join an altercation...Incident led to a 10-game NHL suspension...Missed 13 games due to coach's decision...Led Manchester in goals with five in the playoffs, finishing with six points (5+1) in five games. **2000-01:** Began season with St. John's (AHL) and was recalled to Toronto 12/05 for 16 games...Acquired by the Kings (3/13) and was assigned to Lowell (AHL)...Made Kings' debut (3/17) vs. San Jose. **1999-00:** Recalled by Toronto from St. John's 11/29 and scored first NHL regular-season goal vs. Washington (11/29)...Reassigned to St. John's 12/28. **1998-99:** Completed fourth season with Owen Sound...Named captain for Team Canada at the 1999 World Junior Tournament and helped team to a silver medal...Recalled by Toronto (5/03) for the



Career Game Highs

Goals: 1, eight times.
Most recent 3/12/03 vs. Carolina

Penalty Minutes: 47, 12/20/01 at Ottawa

Assists: 2, vs. Columbus (11/22/02)

Longest Point Streak: 3 games, 2/11/03 vs. St. Louis to 2/15/03 vs. N.Y. Rangers (2+1=3)

Points: 2, vs. Columbus (11/22/02)

Regular Season

Season	Team	League	Regular Season													Playoffs				
			GP	G	A	TP	+/-	PIM	PP	SH	GW	GT	S	S%	GP	G	A	TP	PIM	
1994-95	Ohsweken	OJHL-B	39	21	23	44	—	91	—	—	—	—	—	—	—	—	—	—	—	—
1995-96	Owen Sound	OHL	62	12	15	27	—	63	—	—	—	—	—	—	—	—	6	0	0	2
1996-97	Owen Sound	OHL	65	16	35	51	—	113	—	—	—	—	—	—	—	—	4	1	0	1
1997-98	Owen Sound	OHL	56	25	27	52	—	179	—	—	—	—	—	—	—	—	11	6	3	9
1998-99	Owen Sound	OHL	43	23	41	64	—	109	—	—	—	—	—	—	—	—	16	10	10	20
	St. John's	AHL	—	—	—	—	—	—	—	—	—	—	—	—	—	—	3	1	0	1
	Toronto	NHL	—	—	—	—	—	—	—	—	—	—	—	—	—	—	5	1	0	14
1999-00	Toronto	NHL	8	1	0	1	-1	6	0	0	0	—	7	14.3	—	—	5	0	0	8
	St. John's	AHL	66	22	27	49	—	124	—	—	—	—	—	—	—	—	—	—	—	—
2000-01	Toronto	NHL	16	0	2	2	3	14	0	0	0	—	17	0.0	—	—	—	—	—	—
	St. John's	AHL	47	18	27	45	—	69	—	—	—	—	—	—	—	—	—	—	—	—
	Los Angeles	NHL	10	0	0	0	-3	6	0	0	0	—	5	0.0	—	—	—	—	—	—
2001-02	Manchester	AHL	27	10	9	19	—	48	—	—	—	—	—	—	—	5	5	1	6	10
	Los Angeles	NHL	18	1	1	2	1	57	0	0	0	0	10	10.0	—	—	—	—	—	—
2002-03	Buffalo	NHL	79	6	11	17	-4	146	0	1	1	0	83	7.2	—	—	—	—	—	—
	NHL Totals		131	8	14	22	-4	229	0	1	1	0	122	6.6		10	1	0	1	22
	Buffalo Totals		79	6	11	17	-4	146	0	1	1	0	83	7.2						

NHL playoffs and played five games, scoring his first NHL goal in Game Three of the second round vs. Pittsburgh. **1997-98:** Set junior career highs for goals (25), points (52) and penalty minutes (179).

PERSONAL:

Signed a three-year contract on July 31, 2003.



74 DEFENSE



Jay
McKee

Born: Sept. 8, 1977,
Kingston, Ontario

Shoots: Left

Height: 6'3" **Weight:** 199

Last Amateur Club:
Niagara Falls (OHL)

How Acquired: Buffalo's first-round choice (14th overall) in the 1995 NHL Entry Draft with pick acquired from Vancouver along with Michael Peca and Mike Wilson in exchange for Alexander Mogilny and a 1995 fifth-round pick (Todd Norman).

vs. NHL

Team	GP	G	A	TP	PIM
ANA	11	0	1	1	8
ATL	13	0	2	2	10
BOS	29	1	5	6	26
CGY	10	1	1	2	14
CAR	23	2	3	5	28
CHI	12	0	1	1	4
COL	11	0	3	3	14
CBJ	5	0	1	0	0
DAL	8	0	0	0	0
DET	8	0	1	1	6
EDM	9	0	0	0	4
FLA	25	1	5	6	36
LA	8	0	2	2	2
MIN	4	0	0	0	2
MTL	27	1	5	6	15
NSH	8	0	1	1	4
NJD	22	0	1	1	14
NYI	21	1	2	3	16
NYR	23	1	6	7	10
OTT	33	0	2	2	27
PHI	22	0	5	5	21
PHX	11	1	0	1	8
PIT	25	0	3	3	8
SJ	8	0	2	2	6
STL	10	0	1	1	4
TB	22	0	8	8	10
TOR	22	0	3	3	12
VAN	12	0	2	2	8
WSH	22	1	1	2	16
Totals	464	10	67	77	372

2002-03:

Had seven minutes in penalties @ Dallas (3/31)...Returned to lineup vs. Montreal (3/28) after missing 20 games with a knee injury...Had assist @ Detroit (2/13)...Assisted on Ales Kotalik's first-period goal @ Philadelphia (1/07)...Missed game @ Montreal (12/21) with leg injury...Had assist on game-winning goal in 4-1 win @ N.Y. Rangers (12/06)...Assisted on Vaclav Varada's goal in 1-1 tie vs. Pittsburgh (11/27)...Had assist in 6-1 win @ Montreal (10/12)...Was +2 in 5-1 win vs. N.Y. Islanders (10/10).

CAREER:

2001-02: Had assist in 3-1 win vs. Florida (4/05)...Assisted on Miroslav Satan's empty net goal vs. Philadelphia (4/02)...Assisted on Taylor Pyatt's EN goal in 3-1 win @ Philadelphia (3/14)...Scored second career GW goal in 3-1 win @ Phoenix (1/19)...Had assist on Satan's SH goal in 2-1 win vs. New Jersey (1/12)...Assisted on Tim Connolly's GW goal in 3-2 win vs. Vancouver (1/08)...Recorded first PP point of season with assist on Curtis Brown's EN/PP goal in 3-1 win vs. Montreal (12/26)...Scored first goal of season in 5-2 win @ Washington (11/28)...Tied career-best three-game point streak (0+3) @ Montreal (10/20) to vs. San Jose (10/23)...Games Missed to Injury: 1. **2000-01:** Had SH assist in 5-3 win @ Florida (4/02)...Returned to lineup vs. Carolina (3/24) after missing three games with hand injury...Was assessed career-high 21 PIM in 2-0 win vs. Ottawa (2/19)...Scored first goal of season in 6-3 win @ N.Y. Rangers (2/06)...Registered first point of season with assist @ N.Y. Rangers (12/08)...2001 Playoffs: Missed final five postseason games with concussion suffered in Game Two vs. Pittsburgh (4/28)...Scored first career playoff goal in OT of 4-3 win in Game Two @ Philadelphia (4/14). **1999-00:** Had a career-high three goals and 17 points...Finished fifth in blocked shots in the NHL with 170...Had three-game point streak (3+1) snapped vs. Carolina (3/31) after scoring goal in three straight games with 5-1 win @ Carolina (3/27)...Scored first career game-winning goal with 2:08 remaining in third period of 4-2 win vs. Calgary (3/23)...Scored goal and added assist in 4-1 win vs. Montreal (3/20) setting career marks for goals (3) and points (15)...Was third multi-point game of season and seventh of career...Appeared in 200th NHL career game in 3-1 win vs. Philadelphia (12/14)...Had two assists, including the lone assist on Michal Grosseck's OT-winner in 3-2 win @ Tampa Bay (11/28)...Scored goal and added assist in 6-2 win vs. Boston (11/10)...Goal was first since 10/31/97 @ Carolina and first career PP goal...Had assist on Curtis Brown's OT goal in 5-4 win @ Chicago (11/04)...Recorded assist @ Philadelphia (10/17)...First point since SH assist vs. Montreal (12/18/98)...Signed multi-year deal 10/09. **1998-99:** Recorded career-best +20 plus/minus rating...Returned to action at Vancouver (2/28) after missing six games with bruised foot suffered vs. N.Y. Islanders (2/13)...On I.R. list (2/13-27)...Set career high for PIM in one game with 20 (2 maj., 1 misc.) vs. Carolina (12/19)...Assisted on Dixon Ward's SH goal vs. Montreal (12/18)...Was +3 in 4-1 win at Boston (12/12)...Tied career high for points and assists in one game with two assists at Tampa Bay (11/29)...Marked first multi-point game of season...Recorded an assist vs. Boston (11/03) after missing one game with bruised hand suffered vs. Toronto (10/30)...1999 Playoffs: Tied for first in NHL in plus/minus with +13 rating...Recorded first point (assist on EN goal) of postseason career and was +2 in 3-1 win in Game Two at Boston (5/09). **1997-98:** Registered two assists (on PP) at Carolina (10/15)...Credited with assist on both goals in 2-2 tie at Los Angeles (1/08), including off-ice assist on Dixon Ward's SH/GT goal...Tied career high for points in game (0+2, vs. Florida, 11/11/96; at Carolina, 10/15/97) and marked second multi-point game of season...Missed two games with stomach contusion suffered at Detroit (3/29)...Played in 100th Sabres/NHL game in season finale vs. Ottawa (4/19)...Recalled from AHL affiliate Rochester 12/31...Reassigned to Rochester 12/28 after recall 12/27...Reassigned to Rochester 12/24 after recall 12/23...Originally assigned to Rochester 12/2. **1996-97:** Scored first career goal at Florida (3/22)...During two-week conditioning assignment in Rochester (2/13 to 2/24), recorded two goals and five assists for seven points to go with four penalty minutes...Had first career multi-point game (2 assists) vs. Florida (11/11)...Changed number after having worn 38 in only prior game experience with Buffalo...Appeared in first



Career Game Highs

Goals: 1, 10 times.
Most recent 1/19/02 at Phoenix

Assists: 2, five times.
Most recent 11/28/99 at Tampa Bay

Points: 2, seven times.
Most recent 3/20/00 vs. Montreal

Penalty Minutes: 21 (2/19/01 vs. Ottawa)

Longest Point Streak: 3 games,
0+3=3 (10/30/96 to 11/7/98,
3+1=4 (3/20/00 to 3/27/00))

Regular Season

Season	Team	League	Regular Season													Playoffs					
			GP	G	A	TP	+/-	PIM	PP	SH	GW	GT	S	S%	GP	G	A	TP	PIM		
1993-94	Sudbury	OHL	51	0	1	1	—	51	—	—	—	—	—	—	—	—	3	0	0	0	0
1994-95	Sudbury	OHL	39	6	6	12	—	91	—	—	—	—	—	—	—	—	6	2	3	5	10
1995-96	Niagara Falls	OHL	26	3	13	16	—	60	—	—	—	—	—	—	—	6	2	3	5	10	
1995-96	Niagara Falls	OHL	64	5	41	46	—	129	—	—	—	—	—	—	—	10	1	5	6	16	
1995-96	Rochester	AHL	4	0	1	1	-2	15	0	0	0	0	3	0.0	—	—	—	—	—	—	
1995-96	Buffalo	NHL	1	0	1	1	1	2	0	0	0	0	2	0.0	—	—	—	—	—	—	
1996-97	Buffalo	NHL	43	1	9	10	3	35	0	0	0	0	29	3.4	3	0	0	0	0	0	
1996-97	Rochester	AHL	7	2	5	7	0	4	1	0	0	0	19	10.5	—	—	—	—	—	—	
1997-98	Buffalo	NHL	56	1	13	14	-1	42	0	0	0	0	55	1.8	1	0	0	0	0	0	
1997-98	Rochester	AHL	13	1	7	8	6	11	0	0	0	0	36	2.8	—	—	—	—	—	—	
1998-99	Buffalo	NHL	72	0	6	6	20	75	0	0	0	0	57	0.0	21	0	3	3	13		
1999-00	Buffalo	NHL	78	5	12	17	5	50	1	0	1	0	84	6.0	1	0	0	0	0	0	
2000-01	Buffalo	NHL	74	1	10	11	9	76	0	0	0	0	62	1.6	8	1	0	1	6	6	
2001-02	Buffalo	NHL	81	2	11	13	18	43	0	0	1	0	50	4.0	—	—	—	—	—	—	
2002-03	Buffalo	NHL	59	0	5	5	-16	49	0	0	0	0	44	0.0	—	—	—	—	—	—	
NHL Totals			464	10	67	77	39	372	1	0	2	0	383	2.6	34	1	3	4	19	19	
Buffalo Totals			464	10	67	77	39	372	1	0	2	0	383	2.6	34	1	3	4	19	19	


career playoff game vs. Ottawa (4/19). **1995-96:** Made NHL debut (at age of 18) vs. Ottawa (4/10), registering first NHL point (assist)...Named to OHL All-Star Second Team. **1994-95:** Chosen as Niagara Falls' Top Defensesman (served as assistant captain that year)...Voted Top Bodychecker in OHL's Central Division by OHL Coaches. **1993-94:** Captain for Team Ontario Under-17 at World Challenge.

PERSONAL:

Married summer of 2000 to wife, Nicole...Holds JDF charity golf tournament.



30 GOALTENDER



**Ryan
MILLER**

Born: July 17, 1980,
East Lansing, Mich.

Catches: Left

Height: 6'2" **Weight:** 166

Last Amateur Club:
Michigan State (NCAA - CCHA)

How Acquired: Buffalo's
fifth-round draft choice
(138th overall) in the 1999
NHL Entry Draft.

vs. NHL

Team	GP	MIN	GA	SO	W-L-T	GAA
ANA	—	—	—	—	—	—
ATL	—	—	—	—	—	—
BOS	1	60	2	0	1-0-0	2.00
CGY	—	—	—	—	—	—
CAR	1	60	3	0	1-0-0	3.00
CHI	—	—	—	—	—	—
COL	1	60	4	0	1-0-0	4.00
CBJ	—	—	—	—	—	—
DET	1	58	4	0	0-1-0	4.14
EDM	—	—	—	—	—	—
FLA	—	—	—	—	—	—
LA	1	60	4	0	0-1-0	4.00
MIN	1	60	0	1	1-0-0	0.00
MTL	1	64	1	0	1-0-0	0.94
NSH	1	60	5	0	0-1-0	5.00
NJD	2	121	8	0	0-2-0	3.97
NYI	2	121	3	0	0-2-0	1.49
NYR	—	—	—	—	—	—
OTT	1	64	1	0	1-0-0	0.94
PHI	1	59	3	0	0-1-0	3.05
PHX	—	—	—	—	—	—
PIT	—	—	—	—	—	—
SJ	1	65	2	0	0-0-1	1.85
STL	—	—	—	—	—	—
TB	—	—	—	—	—	—
TOR	—	—	—	—	—	—
VAN	—	—	—	—	—	—
WSH	—	—	—	—	—	—
Totals	15	912	40	1	6-8-1	2.63

2002-03:

Reassigned to Rochester 2/22...Stopped 37-of-41 shots vs. Los Angeles (2/21)...Stopped 25-of-26 shots in 2-1 (OT) win vs. Montreal (2/19)...Stopped 20 shots @ Detroit (2/13)...Made 25 saves @ N.Y. Islanders (2/08)...Stopped 26 shots @ New Jersey (2/04)...Named to Young Stars Game @ NHL All-Star Game in Florida (2/1)...Stopped 31 shots, including five in OT in 2-2 tie @ San Jose (1/16)...Recorded first NHL shutout with 22 saves in 1-0 win @ Minnesota (1/14)...Made 21 saves in 4-2 win vs. Boston (1/10)...Stopped 21-of-24 shots in 3-2 loss @ Philadelphia (1/07)...Was first regulation loss in six career starts...Stopped career-high 32 shots in 2-1 (OT) win @ Ottawa (1/04)...Made 25 saves in 6-3 win vs. Carolina (1/03)...Stopped 25-of-26 shots in 1-0 OT loss vs. N.Y. Islanders (12/31)...Recalled from Rochester 12/30...Through 27 games in Rochester he posted a 12-10-4 record with a 2.27 GAA and a .925 save percentage...Assigned to Rochester 1/25...Made 17 saves to win first career NHL game in 5-4 victory vs. Columbus (1/22)...Started first NHL game @ New Jersey (11/19), making 21 saves in overtime loss...Recalled from Rochester (11/18)...At time of recall, was 3-8-2 with a 2.49 GAA and .907 save percentage and his 794 minutes played were the second-most minutes among all AHL goaltenders...With Rochester: Named Amerks' Rookie of the Year...Ended rookie season with a 23-18-5 record and a 2.34 goals-against average...Finished fifth in the AHL in GAA...Recorded his first professional playoff win (4/12)...Won five of the last six games to help Rochester make the playoffs...Returned to Rochester 2/22...Went 2-0-0 after his return to Rochester...Had a nine-game unbeaten streak from 11/29 to 12/22 (8-0-1) after a six-game win streak from 11/29 to 12/13.

CAREER:

2001-02: Finished collegiate career 73-18-12 with NCAA-record 26 shutouts...Went 26-9-5 with eight shutouts, 1.77 GAA and .936 save percentage in junior season...Hobey Baker Memorial Award finalist...Named CCHA Best Goaltender for third-straight season and won league's Most Valuable Player for second year in a row...MSU's Most Valuable Player for second consecutive season...Ranked first nationally in victories and shutouts, third in saves percentage and fourth in goals-against average and minutes played at end of junior season...Ended Michigan State career ranked fourth in wins (73), fifth in games played (106) and first in GAA (1.54), save percentage (.941) and shutouts (26).
2000-01: Recipient of the 2001 Hobey Baker Award, given to college hockey's top player...Became the second goaltender to win the Hobey (Minnesota's Robb Stauber in 1988 was first)...USA Hockey College Player of the Year...Tabbed College Hockey Player of the Year by *The Hockey News*...Honored as Spartan hockey's Most Valuable Player and won the George Alderton Award for MSU male athlete of the year...Led the nation in saves percentage, GAA, wins, winning percentage and shutouts...Became the NCAA's career shutout leader when he backstopped the Spartans to a 3-0 win over Alaska Fairbanks (2/10)...His 10 shutouts in 2000-01 were second-best single-season effort in NCAA history...Set NCAA single-season record with .950 save percentage while 1.31 goals against average was third-best in NCAA history. **1999-2000:** Second-team All-CCHA and CCHA All-Rookie Team selection...Posted eight shutouts - the most in a season by a goaltender in CCHA or WCHA history.

Career Game Highs

Most Shots Faced:
41, vs. Los Angeles (2/21/03)

Most Saves:
37, vs. Los Angeles (2/21/03)

Most Saves in SO:
22, @Minnesota (1/14/03)



Longest Shutout Sequence:
123:51 (1/10/03 to 1/16/03)

Most Goals Allowed:
5, vs. Nashville (1/27/03)

Longest Undeclared Streak:
3 games, 2-0-1 (1/10/03 to 1/16/03)

Regular Season

Regular Season											Playoffs			
Season	Team	League	GP	MIN	GA	SO	AVG.	W-L-T	GP	MIN	GA	SO	AVG.	W-L
1997-98	Sault Ste. Marie	NAJHL	31	1804	72	1	2.39	17-13-0	6	311	10	1	1.93	2-4
1998-99	Sault Ste. Marie	NAJHL	47	2711	104	8	2.30	31-14-1	4	218	10	1	2.75	2-2
1999-00	Michigan State	CCHA	26	1525	39	8	1.53	16-5-3	—	—	—	—	—	—
2000-01	Michigan State	CCHA	40	2447	54	10	1.32	31-5-4	—	—	—	—	—	—
2001-02	Michigan State	CCHA	40	2411	71	8	1.77	26-9-5	—	—	—	—	—	—
2002-03	Rochester	AHL	47	2817	110	2	2.34	23-18-5	3	190	13	0	4.11	1-2
	Buffalo	NHL	15	912	40	1	2.63	6-8-1	—	—	—	—	—	—
	NHL Totals		15	912	40	1	2.63	6-8-1	—	—	—	—	—	—
	Buffalo Totals		15	912	40	1	2.63	6-8-1	—	—	—	—	—	—


PERSONAL:

Cousins are Kip, Kevin and Kelly Miller...Appeared in four games for Team USA at the 2003 IIHF World Championships...Made 64 saves and posted a 2.49 GAA...Recorded wins over Slovenia and Belarus...Led all goaltenders with a .949 save percentage and was second with a 1.76 goals-against average at the 2002 IIHF World Championship...Backed up NHLers Robert Esche (Phoenix Coyotes) and Rick DiPietro (New York Islanders) on Team USA at the 2001 IIHF World Championships... In 1997-98, was the Heaton/USA Hockey Goaltender of the Year...Played for the 1999 U.S. Junior Select Team which won the gold medal at the Freedom Tournament in Lake Placid, N.Y...Signed first professional contract with Sabres 2/26/2002.



35

GOALTENDER



Mika NORONEN

Born: June 17, 1979, Tampere, Finland

Catches: Left

Height: 6'2" **Weight:** 200

Last Amateur Club: Tappara Tampere (Finland)

How Acquired: Buffalo's first-round choice (21st overall) in the 1997 NHL Entry Draft.

vs. NHL

Team	GP	MIN	GA	SO	W-L-T	GAA
ANA	—	—	—	—	—	—
ATL	2	86	4	0	1-1-0	2.79
BOS	1	29	4	0	0-1-0	8.28
CGY	—	—	—	—	—	—
CAR	4	201	7	0	2-1-0	2.09
CHI	1	48	2	0	1-0-0	2.50
COL	—	—	—	—	—	—
CBJ	—	—	—	—	—	—
DAL	—	—	—	—	—	—
DET	—	—	—	—	—	—
EDM	1	65	1	0	0-0-1	0.92
FLA	3	174	3	1	2-0-0	1.03
LA	1	60	3	0	1-0-0	3.00
MIN	—	—	—	—	—	—
MTL	2	99	5	0	1-1-0	3.03
NJD	1	65	2	0	0-0-1	1.85
NYI	1	63	2	0	0-1-0	1.90
NYR	1	45	3	0	0-1-0	4.00
OTT	1	61	2	0	1-0-0	1.97
PHI	1	60	1	0	1-0-0	1.00
PHX	1	60	3	0	0-1-0	3.00
PIT	1	60	5	0	0-1-0	5.00
SJ	—	—	—	—	—	—
STL	1	33	4	0	0-1-0	7.27
TB	2	124	4	0	0-1-1	1.94
TOR	2	126	6	0	0-1-1	2.86
VAN	—	—	—	—	—	—
WSH	1	59	3	0	0-1-0	3.05
Totals	28	1517	64	1	10-12-4	2.53

2002-03:

Finished season by going undefeated in last four starts (3-0-1)...Since 2/22 recall, posted a 1.73 GAA and .939 save percentage...Made 20 saves on 23 shots in a 4-3 win vs. Atlanta (4/02)...Faced 39 shots, making 38 saves in 3-1 win @ Carolina (3/29)...Stopped 29-of-30 shots for his second win of the season vs. Florida (3/26)...Made 16 saves on 19 shots in a 3-2 overtime loss @ Toronto (3/22)...Made 29 saves vs. Tampa Bay (3/14)...Stopped 27-of-28 shots in 1-1 tie @ Tampa Bay (3/09)...Recorded first NHL shutout with first win of season in 4-0 win @ Florida (3/08)...Stopped 31-of-33 shots in 2-1 (OT) loss @ N.Y. Islanders (3/01)...Recalled from Rochester 2/22...At time of recall, was 5-9-5 with two shutouts, 2.82 goals-against average and .903 save percentage...Assigned to Rochester 1/01...Made 23 saves @ Pittsburgh (12/23)...Played final two periods @ Montreal (12/21) in relief of Martin Biron...Recalled from Rochester 11/25...Assigned to Rochester 11/22...At time of assignment was 0-4-1 with 2.75 GAA and .900 save percentage...Made six saves in relief of Martin Biron vs. Atlanta (11/09)...Stopped 19 shots @ Carolina (11/07)...Recorded career-high 39 saves in 1-1 tie @ Edmonton (11/01)...40 shots against were most faced in career...Stopped 25-of-28 shots in first start/game of season vs. Phoenix (10/19).

CAREER:

2001-02: Split time between Buffalo and Rochester. Finished 4-3-1 with the Sabres registering a 2.66 GAA and .914 save percentage...Stopped 14-of-17 shots vs. Washington (4/12)...Recalled from Rochester 4/12...Reassigned to Rochester 4/10...Stopped 15-of-17 shots in relief of Martin Biron @ Florida (3/15)...Made career-high 31 saves in 3-1 win @ Philadelphia (3/14)...Recalled from Rochester 3/13...At time of recall, was 16-17-12 with 2.50 GAA, .906 save percentage and three shutouts...Reassigned to Rochester 1/01...Stopped 15 shots in 3-1 win vs. Montreal (12/26)...Made 30 saves on 33 shots vs. Toronto (12/21)...Recalled from Rochester 12/20...Reassigned to Rochester 12/18...Made second start in a row @ N.Y. Rangers (12/15), making 18 saves on 21 shots before being relieved by Martin Biron in third period...Made first start of season (second career) in 3-2 (OT) win vs. Carolina (12/14)...Recalled from Rochester (12/11)...With Rochester: Ended season with a 16-17-12 record, 2.50 GAA and .906 save percentage...Ranks third all-time in wins by an Amerk (75) and tied for second in career shutouts (13)...Registered a 32-save shutout vs. Cleveland (3/08)...Recorded his second shutout of the season vs. Chicago (2/18), stopping 21 shots...Named a PlanetUSA All-Star for the Assante & Baker Hughes AHL All-Star Classic...Marked first time in AHL career being named to All-Star game...Beat Hershey 3-2 (10/13) to earn his first win of the season and 60th as an Amerk...The victory moved him into fourth place on the franchise's all-time win list...Playoffs: Played in Game Two of the Western Conference Qualifier against the Philadelphia Phantoms. **2000-01:** Recalled by Buffalo and served as backup same night @ New Jersey (11/11)...Returned to Rochester next day...Picked up a 5-3 win vs. Los Angeles (10/07) in first NHL start...Appeared in and won first NHL game with Buffalo, relieving Dominik Hasek in first period of 4-2 win vs. Chicago (10/05)...With Rochester: Won the Harry "Hap" Holmes Award along with Tom Askey for being the AHL's outstanding team goaltenders...Named Amerk's Most Valuable Player for second consecutive season...Finished second in AHL with 2.18 GAA, tied for second in league with four shutouts and was third in wins...Became first Amerk goalie to record 20-or-more wins in consecutive season since David Littman



Career Game Highs

Most Shots Faced: 40, @Edmonton (11/1/02)

Most Saves: 39, @Edmonton (11/1/02)

Most Saves in SO: 29, @Florida (3/8/03)

Longest Shutout Sequence: 89:51 (3/8/03 to 3/9/03)

Most Goals Allowed: Five, @Pittsburgh (12/23/02)

Longest Undefeated Streak: 3 games, 2-0-1 (3/26/03 to 4/2/03)

Regular Season

Season	Team	League	GP	MIN	GA	SO	AVG.	W-L-T	Playoffs					
									GP	MIN	GA	SO	AVG.	W-L
1995-96	Finland	EJC-A	3	180	3	—	1.00	—	—	—	—	—	—	—
	Tappara Jr.	Finland Jr.16	962	37	2	2.31	—	—	—	—	—	—	—	—
1996-97	Tappara	Finland	5	215	17	0	4.73	1-3-0	—	—	—	—	—	—
	Finland	EJC-A	5	300	8	—	1.60	—	—	—	—	—	—	—
	Finland	WJC-A	2	120	4	—	2.00	—	—	—	—	—	—	—
1997-98	Finland	WJC-A	5	314	8	—	1.53	—	—	—	—	—	—	—
	Tappara	Finland	37	1704	83	1	2.92	14-12-3	4	196	12	0	3.67	1-2
1998-99	Tappara	Finland	43	2494	135	2	3.25	18-20-5	—	—	—	—	—	—
1999-00	Rochester	AHL	54	3089	112	6	2.18	33-13-4	21	1235	37	6	1.80	13-8
2000-01	Rochester	AHL	47	2753	100	4	2.18	26-15-4	4	250	11	0	2.64	1-3
	Buffalo	NHL	2	108	5	0	2.71	2-0-0	—	—	—	—	—	—
2001-02	Rochester	AHL	45	2764	115	3	2.50	16-17-12	1	59	3	0	3.06	0-1
	Buffalo	NHL	10	518	23	0	2.66	4-3-1	—	—	—	—	—	—
2002-03	Rochester	AHL	19	1169	55	2	2.82	5-9-5	—	—	—	—	—	—
	Buffalo	NHL	16	891	36	1	2.42	4-9-3	—	—	—	—	—	—
	NHL Totals		28	1,517	64	1	2.53	10-12-4	—	—	—	—	—	—
	Buffalo Totals		28	1,517	64	1	2.53	10-12-4	—	—	—	—	—	—

(1990-91, 1991-92)...Named AHL Second Team All-Star...ITECH AHL Goaltender of the Month for December.

1999-00: Played in 54 games (33-13-4) for Rochester (AHL)...Named Minor Pro Prospect of the Year by *The Hockey News*...Won the AHL Red Garrett Memorial Award for Top Rookie...Named to the 2000 AHL All-Rookie Team and the 2000 AHL Second All-Star Team...Named February's ITECH AHL Goaltender of the Month...Named Sher-Wood Player of the Week (2/28)...Set record in AHL for most shutouts by a goaltender in one playoff (6).

1998-99: Named Minor Pro Prospect of the Year by *The Hockey News*...Spent season with Tappara (Finland)...Appeared in three games with Finland in 1999 World Junior Championships.

1997-98: Won gold medal with Finland in 1998 World Junior Championships...

Was second-team All-Star at World Junior Championships.

PERSONAL:

Was first-ever player named Minor Pro Prospect of the Year by *The Hockey News* for two consecutive seasons.



Mika NORONEN

Regular Season


Playoffs

Season	Team	League	GP	G	A	TP	+/-	PIM	PP	SH	GW	GT	S	S%	Playoffs				
															GP	G	A	TP	PIM
1981-82	North Dakota	WCHA	42	5	24	29	—	26	—	—	—	—	—	—	—	—	—	—	—
1982-83	North Dakota	WCHA	36	12	36	48	—	29	—	—	—	—	—	—	—	—	—	—	—
1983-84	Canada	Nat-Tm	63	7	24	31	—	52	—	—	—	—	—	—	—	—	—	—	—
	N.Y. Rangers	NHL	12	1	7	8	6	2	0	0	0	0	15	6.7	5	0	3	3	2
1984-85	N.Y. Rangers	NHL	75	8	28	36	-17	71	4	1	1	0	101	7.9	3	0	0	0	4
1985-86	N.Y. Rangers	NHL	75	14	29	43	14	88	2	1	1	0	131	10.7	16	1	5	6	34
1986-87	N.Y. Rangers	NHL	78	10	45	55	13	62	5	0	0	0	143	7.0	6	1	2	3	2
1987-88	N.Y. Rangers	NHL	70	17	45	62	16	52	9	0	1	0	187	9.1	—	—	—	—	—
1988-89	N.Y. Rangers	NHL	68	11	36	47	3	41	6	0	2	1	147	7.5	4	0	1	1	2
1989-90	N.Y. Rangers	NHL	73	14	43	57	4	50	9	0	0	0	136	10.3	10	3	8	11	0
1990-91	N.Y. Rangers	NHL	74	10	49	59	-5	58	6	0	2	0	138	7.2	6	0	0	0	6
1991-92	N.Y. Rangers	NHL	80	14	57	71	34	54	6	0	1	0	148	9.5	13	0	7	7	12
1992-93	N.Y. Rangers	NHL	60	5	21	26	1	61	3	0	0	0	99	5.1	—	—	—	—	—
1993-94	N.Y. Rangers	NHL	6	0	3	3	1	2	0	0	0	0	6	0.0	—	—	—	—	—
	Hartford	NHL	47	8	20	28	-12	32	4	1	2	1	65	12.3	—	—	—	—	—
	Calgary	NHL	15	2	2	4	6	6	1	0	0	0	20	10.0	7	0	1	1	6
1994-95	Calgary	NHL	43	0	10	10	-3	14	0	0	0	0	43	0.0	5	0	1	1	0
1995-96	Calgary	NHL	80	3	32	35	3	30	1	0	0	0	116	2.6	4	0	0	0	2
1996-97	Calgary	NHL	19	3	1	4	2	6	1	0	0	0	22	13.6	—	—	—	—	—
1997-98	Calgary	NHL	60	6	11	17	-2	26	1	0	1	0	57	10.5	—	—	—	—	—
1998-99	Buffalo	NHL	45	1	7	8	12	16	0	0	0	0	31	3.2	20	0	1	1	12
1999-00	Buffalo	NHL	66	5	8	13	8	22	0	0	3	0	40	12.5	5	0	1	1	2
2000-01	Buffalo	NHL	54	4	9	13	9	12	1	0	0	0	48	8.3	13	1	2	3	2
2001-02	Buffalo	NHL	56	5	8	13	3	16	1	0	0	0	45	11.1	—	—	—	—	—
2002-03	Buffalo	NHL	69	5	12	16	-3	26	2	0	1	0	63	6.4	—	—	—	—	—
	NHL Totals		1225	146	483	628	93	747	62	3	15	2	1801	8.1	117	6	32	38	86
	Buffalo Totals		290	20	44	63	29	92	4	0	4	0	227	8.8	38	1	4	5	16

1995-96: Led all Flames defensemen in assists and points (3+32)...Played in 80 consecutive games, longest games-played streak of Flames career...Switched from jersey #5 to #3 at beginning of season...Recorded 400th NHL assist vs. Edmonton (11/14)...Played in 800th NHL career game at San Jose (11/29). **1994-95:** Recorded 500th point (assist) of NHL career at Detroit (1/22). **1993-94:** Acquired by Calgary along with Michael Nylander and Zarek Zalapski from Hartford on March 10, in exchange for Ted Drury, Paul Ranheim and Gary Suter...Played in first game with Calgary vs. Florida (3/11)...Scored first career Flames goal at Detroit (4/2)...Played in 700th career NHL game vs. Montreal (1/26)...Obtained by Hartford along with Darren Turcotte from N.Y. Rangers in exchange for Nick Kyproos, Steve Larmer, Barry Richter and Hartford's 1994 sixth-round choice on 11/2...Finished Rangers' career in sixth place on team's all-time assist list (363), and 10th place in both points (467) and games played (671)...Career point total with Rangers (104+363) ranked as second-highest scoring defensemen in franchise history (behind Ron Greschner). **1992-93:** Scored 100th goal of NHL career at Tampa Bay (12/11), becoming second defenseman in Rangers' history to hit 100-goal mark. **1991-92:** Plus/minus rating (+34) led Rangers and ranked fourth in NHL...Set career highs with 57 assists and 71 points (14+57)...Appeared in 600th game of NHL career vs. New Jersey (3/22). **1990-91:** Saw action in 500th game of NHL career vs. Chicago (1/17). **1989-90:** Led all Rangers defensemen in scoring with 57 points (14+43) in 73 games...Recorded 11 points (3+8) in only 10 games during 1990 playoffs. **1987-88:** Scored career-high 17 goals and led all Rangers with +16 rating. **1983-84:** Played with Canadian National Team in preparation for 1984 Winter Olympics...Recorded three points (0+3) in eight games during 1984 Winter Olympics...Played in first NHL game with Rangers vs. Minnesota (3/07)...Scored first NHL goal with Rangers vs. Philadelphia (3/17). **1982-83:** Scored 48 points in 36 games at North Dakota. **1981-82:** Led University of North Dakota (WCHA) to NCAA Championship...Named WCHA Rookie of the Year.


PERSONAL:

He and his wife, Deborah, have two daughters, Brennan and Quinn...Signed a two-year deal with Buffalo on July 25, 2002...Ranks second in games played as a member of Team Canada...Father Steve Sr., played pro football with Winnipeg Blue Bombers of CFL before becoming a member of Manitoba's parliament...Originally N.Y. Rangers' first choice (9th overall) in 1981 Entry Draft...Represented Team Canada on both 1984 and 1987 Canada Cup (gold medal) teams.



24

LEFT WING



Taylor
PYATT

Born: Aug. 19, 1981,
Thunder Bay, Ontario

Shoots: Left

Height: 6'4" Weight: 227

Last Amateur Club:
Sudbury (OHL)

How Acquired: Acquired from
New York Islanders along with
Tim Connolly on June 24, 2001,
in exchange for Michael Peca.

vs. NHL

Team	GP	G	A	TP	PIM
ANA	4	0	0	0	4
ATL	9	1	0	3	12
BOS	12	2	3	5	2
BUF	4	0	0	0	1
CGY	3	1	0	1	2
CAR	10	1	2	3	0
CHI	4	0	0	0	0
COL	2	0	1	1	2
CBJ	5	3	0	3	8
DAL	4	0	0	0	0
DET	3	0	0	0	2
EDM	3	0	0	0	0
FLA	9	1	3	4	11
LA	3	0	1	1	2
MIN	5	0	0	0	2
MTL	12	6	3	9	0
NSH	2	0	2	2	0
NJ	12	2	2	4	6
NYI	7	0	0	0	16
NYR	8	0	0	4	2
OTT	12	0	2	2	4
PHI	12	1	3	4	2
PHX	5	1	1	2	2
PIT	11	0	6	6	9
SJ	3	0	1	1	4
STL	5	0	1	0	4
TB	10	5	2	5	6
TOR	12	3	2	5	2
VAN	4	0	0	0	0
WSH	9	1	2	3	0
Totals	204	28	38	66	112

2002-03:

Set career highs in goals (14), assists (14) and points (28)...Finished season by scoring nine points (6+3) in his last 10 games...Scored 14th goal of the season @ Boston (4/05)...Played in 200th NHL game, recording a power-play assist @ Carolina (3/29)...Returned to the lineup (3/28) vs. Montreal after missing four games with a concussion and recorded first career NHL hat trick...Prior to injury, was on a career-long, four-game point streak (2+2)...Scored goals on back-to-back nights vs. Tampa Bay (3/14) and @ Atlanta (3/15)...Assisted on goal vs. Carolina (3/12)...Had power-play assist in 4-0 win @ Florida (3/08)...Scored goal in 4-2 win vs. Toronto (3/06)...Assisted on Vaclav Varada's goal in 2-1 (OT) win vs. Montreal (2/19)...Scored goal in 4-0 win vs. Toronto (1/24)...Named to Young Stars Game @ NHL All-Star Game (2/01)...Had assist on Miroslav Satan's empty-net goal in 4-2 win vs. Boston (1/10)...Scored goal in 4-2 win vs. Boston (12/18)...Assisted on Adam Mair's game-winning goal in 4-3 win vs. Washington (12/07)...Netted two goals vs. Columbus (11/22)...Assisted on Chris Gratton's power-play goal vs. Boston (11/12)...Tied career high with three-game point streak (1+3) from vs. N.Y. Rangers (10/17) to vs. Philadelphia (10/22)...Assisted on Varada's goal in 2-1 win vs. Philadelphia (10/22)...Scored goal and assisted on another vs. Phoenix (10/19)...Scored two goals (one power-play) in 6-1 win @ Montreal (10/12)...Assessed match penalty for attempt to injure vs. N.Y. Islanders (10/10).

CAREER:

2001-02: Ended season on three-game point streak (1+4) and recorded seven points over the team's final five games...Scored 10th goal of season (EN goal) in 3-0 win @ Montreal (4/13)...Had assist vs. Washington (4/12)...Recorded three assists vs. Pittsburgh (4/10), establishing a career high for points in a game...Recorded one goal and one assist in 3-1 win vs. Florida (4/05)...Scored goal vs. Washington (3/26)...Scored goal in 2-2 tie @ Tampa Bay (3/17)...Scored ENG in 3-1 win @ Philadelphia (3/14)...Scored the GT goal at 18:10 of the third period in 2-2 tie vs. New Jersey (2/12)...Scored goal @ New Jersey (2/10)...Recorded first career multi-goal game in 4-1 win vs. Tampa Bay (1/25)...Had assist @ Colorado (1/21)...Recorded assist @ Los Angeles (1/17)...Had assist on GW goal in 2-1 win vs. New Jersey (1/12)...Scored first goal of season and first as a Sabre @ Calgary (1/03)...Had assist (second point in as many games) on Curtis Brown's GW goal in 3-1 win vs. Montreal (12/26)...Recorded first point as a Sabre by assisting on Rhett Warner's goal @ Toronto (12/22)...Made Sabres' debut vs. Chicago (12/19)...Was recalled from Rochester (AHL) 12/18...Recorded 10 points (6+4) and 36 penalty minutes in 27 games played with Rochester at time of recall...Games Missed to Injury: 0.

2000-01: Appeared in 78 games with the Islanders, recording four goals and 14 assists for 18 points in rookie season...Had assist vs. Boston (4/07)...Registered assist in 4-1 win vs. Pittsburgh (4/02)...Recorded an assist at Boston (3/31)...Had assist vs. the Rangers (3/29)...Tallied assist at Pittsburgh (2/25)...Notched a helper vs. Philadelphia (2/09)...Recorded an assist and was +2 in 3-2 win @ N.Y. Rangers (1/26)...Recorded an assist in 6-5 win vs. Pittsburgh (1/13)...Had assist at New Jersey (1/04)...Scored first career PP goal vs. Columbus (12/23)...Scored GW goal and was +1 in 2-1 win vs. Carolina (12/19)...Had assist on GW goal vs. Toronto (12/15)...Scored first NHL goal (Dan Cloutier), a game winner, vs. Tampa Bay (11/27)...Had assist at San Jose (11/18)...Recorded first NHL point with an



Career Game Highs

Goals:
3, 3/28/03 vs. Montreal

Assists:
3, 4/10/02 @ Pittsburgh

Points: 3, twice, 4/10/02
@ Pittsburgh and 3/28/03
vs. Montreal

Penalty Minutes: 10, 10/10/02
vs. New York Islanders

Longest Point Streak: 4 games,
3/12/03 vs. Carolina to 3/18/03
vs. Philadelphia (2+2=4)

Regular Season

Season	Team	League	Regular Season													Playoffs			
			GP	G	A	TP	+/-	PIM	PP	SH	GW	GT	S	%	GP	G	A	TP	PIM
1997-98	Sudbury	OHL	58	14	17	31	—	104	—	—	—	—	—	—	10	3	1	4	8
1998-99	Sudbury	OHL	68	37	38	75	—	95	—	—	—	—	—	—	4	0	4	4	6
1999-00	Sudbury	OHL	68	40	49	89	—	98	—	—	—	—	—	12	8	7	75	25	
2000-01	N.Y. Islanders	NHL	78	4	4	8	-17	39	1	0	2	0	86	4.7	—	—	—	—	—
2001-02	Buffalo	NHL	48	10	10	20	4	35	0	0	0	1	61	16.4	—	—	—	—	—
2002-03	Buffalo	NHL	78	14	14	28	-8	38	2	0	0	0	110	12.7	—	—	—	—	—
NHL Totals			204	28	28	38	-21	112	3	0	2	1	257	10.9	==	==	==	==	==
Buffalo Totals			126	24	24	48	-4	73	2	0	0	1	171	14.0	==	==	==	==	==

assist in 2-1 win vs. Montreal (10/27)...Dressed but did not play at Washington (10/21)...Made NHL debut at Tampa Bay (10/06). **1999-00:** Finished third on Sudbury in goals (40), assists (49) and points (89) and second in PP goals (9) and GW goals (3)...Led OHL in plus/minus with +47...Led First Team OHL All-Star in a postseason coaches poll...Named OHL Player of the Week for week ending 3/5.

PERSONAL:

Signed a one-year contract July 31, 2003.



81

RIGHT WING



Miroslav SATAN

Born: Oct. 22, 1974,
Topolcany, Slovakia

Shoots: Left

Height: 6'3" **Weight:** 192

Last Amateur Club:
Dukla Trencin (Slovak)

How Acquired: Acquired from
Edmonton on March 18, 1997,
in exchange for Barrie Moore
and Craig Millar.

vs. NHL

Team	GP	G	A	TP	PIM
ANA	18	8	6	14	4
ATL	15	10	12	22	4
BOS	35	15	12	27	14
BUF	4	2	0	2	4
CGY	17	7	6	13	8
CAR	30	14	16	30	10
CHI	17	9	2	11	8
COL	20	5	7	12	2
CBJ	4	1	3	4	2
DAL	15	2	5	7	8
DET	14	6	3	9	4
EDM	9	2	1	3	12
FLA	29	8	14	22	10
LA	20	5	8	13	14
MIN	4	1	3	4	2
MTL	34	10	12	22	14
NSH	8	0	2	2	21
NJ	28	10	13	23	6
NYI	28	8	7	15	20
NYR	30	17	13	30	12
OTT	34	11	11	22	4
PHI	27	9	10	19	6
PHX	15	6	6	12	4
PIT	29	12	9	21	10
SJ	18	6	7	13	8
STL	14	4	6	10	8
TB	26	11	12	23	4
TOR	34	12	17	29	6
VAN	18	2	3	5	6
WSH	28	17	6	23	8
Totals	622	230	232	462	247

2002-03:

Finished season ranked 13th among NHL players for most goals (165) over last five seasons...Set a career high for points in a season (26+49) with a goal and an assist @ Boston (4/05)...Recorded two power-play assists, including one on Tim Connolly's game-winning goal vs. Atlanta (4/02)...Had a five-game point streak (1+6) end @ Dallas (3/31)...Recorded assists in five-straight games during streak...Recorded power-play goal and power-play assist @ Carolina (3/29)...Recorded two assists including one on the power play vs. Montreal (3/28)...Assisted Daniel Briere's game-winning goal on the power play vs. Florida (3/26)...Assisted on Jochen Hecht's game-winning goal in overtime vs. Colorado (3/24)...Recorded a power-play assist @ Toronto (3/22)...Recorded two assists (one on power play) @ Atlanta (3/15)...Had team-best, season-long nine-game point streak (4+9) from @ Tampa Bay (2/23) to @ Tampa Bay (3/09)...Had power-play assist in 1-1 tie @ Tampa Bay (3/09)...Assisted on Ales Kotalik's goal in 4-0 win @ Florida (3/08)...Scored goal and assisted on two others, including game-winning/power-play and empty net goals in 4-2 win vs. Toronto...Was second three-point night in four games...Scored goal @ N.Y. Islanders (3/01)...Tied career high for assists in a game with three vs. Dallas (2/28)...Had power-play assist @ Washington (2/26)...Scored power-play goal in 2-2 tie @ Florida (2/24)...Scored power-play goal in 4-1 win @ Tampa Bay (2/23)...Scored game-winning goal in 2-1 (OT) win vs. Montreal (2/19)...Assisted on Connolly's power-play goal @ Atlanta (2/17)...Scored goal on penalty shot and had one assist in 5-4 win vs. N.Y. Rangers (2/15)...Goal was short-handed...Scored two goals on five career penalty shots...Made second All-Star Game appearance (2/02), making one shot on goal...Recorded assist vs. Nashville (1/27)...Had assist @ Ottawa (1/25)...Tied team season high with four points (2+2), including power play goal in 4-0 win vs. Toronto (1/24)...Had six-game point streak (1+5) from @ Philadelphia (1/07) to @ Phoenix (1/18)...Assisted on Curtis Brown's short-handed goal in 1-0 win @ Phoenix (1/18)...Had assist on James Patrick's power play goal in 2-2 tie @ San Jose (1/16)...Assisted on Denis Hamel's goal in 1-0 win @ Minnesota (1/14)...Had assist on game-winning goal in 3-2 win @ Montreal (1/11)...Assisted on Kotalik's power-play goal @ Philadelphia (1/07)...Scored two goals (one power-play) and one short-handed assist in 6-3 win vs. Carolina (1/03)...Was tied for eighth in goals (37) and fourth in power play goals (16) for calendar year 2002...Had three-game point streak (2+3) from vs. Ottawa (12/26) to @ Washington (12/30)...Scored power-play goal and one assist @ Washington (12/30)...Scored power-play goal and had one assist vs. Minnesota (12/28)...Had assist vs. Ottawa (12/26)...Scored power-play goal @ Montreal (12/21)...Had season-long, six-game point streak (5+6) from @ Toronto (11/30) to vs. Chicago (12/13)...Scored game-tying goal in 1-1 tie vs. Chicago (12/13)...Had two assists (on power play) vs. Ottawa (12/10)...Named NHL Player of the Week for 12/1-7...The honor marked his third time winning Player of the Week honors (Other times were: 2/21/99 and 3/21/99)...Marked the first time a Sabre was named Player of the Week since 4/09/2000, when Dominik Hasek was honored...Scored power-play goal and had one assist in 4-3 vs. Washington (12/07)...Recorded fourth career hat trick (all as a Sabre) in 4-1 win @ N.Y. Rangers (12/06)...Scored one power-play goal, one even-strength goal and one empty-net goal...Had two assists, one on power play, in 4-0 win vs. Anaheim (12/04)...Assisted on

Career Game Highs

Goals: 3 (4/4/97 vs. N.Y. Rangers;
3/1/98 at Washington, 1/8/00 at
Ottawa, 12/6/02 at N.Y. Rangers)

Assists: 3, (3/27/00 at Carolina,
2/28/03 vs. Dallas)

Points: 5, 3+2=5 (1/8/00 at Ottawa)



Penalty Minutes: 17 (11/13/01
at Nashville)

Longest Point Streak: 11 games
6+9=15 (2/28/96 to 3/23/96)


Regular Season

Season	Team	League	GP	G	A	TP	+/-	PIM	PP	SH	GW	GT	S	S%	Playoffs				
GP	G	A	TP	PIM	PP	SH	GW	GT	S	S%	GP	G	A	TP	PIM				
1991-92	Topolcany	Czech-2	9	2	1	3	—	6	—	—	—	—	—	—	—	—	—	—	
1992-93	Dukla Trencin	Czech	38	11	6	17	—	16	—	—	—	—	—	—	—	—	—	—	
1993-94	Dukla Trencin	Slovak	30	32	16	48	—	16	—	—	—	—	—	—	—	—	—	—	
1994-95	Cape Breton	AHL	25	24	16	40	—	15	—	—	—	—	—	—	—	—	—	—	
	Detroit	IHL	8	1	3	4	—	4	—	—	—	—	—	—	—	—	—	—	
	San Diego	IHL	6	0	2	2	—	6	—	—	—	—	—	—	—	—	—	—	
1995-96	Edmonton	NHL	62	18	17	35	0	22	6	0	4	0	113	15.9	—	—	—	—	
1996-97	Edmonton	NHL	64	17	11	28	-4	22	5	0	2	0	90	18.9	—	—	—	—	
	Buffalo	NHL	12	8	2	10	1	4	2	0	1	0	29	27.6	7	0	0	0	
1997-98	Buffalo	NHL	79	22	24	46	2	34	9	0	4	0	139	15.8	14	5	4	9	4
1998-99	Buffalo	NHL	81	40	26	66	24	44	13	3	6	1	208	19.2	12	3	5	8	2
1999-00	Buffalo	NHL	81	33	34	67	16	32	5	3	5	1	265	12.5	5	3	2	5	0
2000-01	Buffalo	NHL	82	29	33	62	5	36	8	2	4	1	206	14.1	13	3	10	13	8
2001-02	Buffalo	NHL	82	37	36	73	14	33	15	5	5	0	267	13.9	—	—	—	—	—
2002-03	Buffalo	NHL	79	26	49	75	-3	20	11	1	3	1	240	10.8	—	—	—	—	—
	NHL Totals		622	230	232	462	55	247	74	14	34	4	1354	14.4	51	14	21	35	14
	Buffalo Totals		496	195	204	399	59	203	63	14	28	4	1354	14.4	51	14	21	35	14

Curtis Brown's goal @ Toronto (11/30)...Scored one goal and assisted on another in 5-4 win vs. Columbus (11/22)...Recorded two power-play assists @ New Jersey (11/19)...Had assist vs. Toronto (11/15)...Missed games @ Columbus (11/03) to vs. Atlanta (11/09) with hip injury...Ended consecutive games played streak at 266 which was fourth-longest active NHL streak at time...Recorded power play assist @ Pittsburgh (10/26)...Had three-game point streak (3+1) from vs. N.Y. Rangers (10/17) to vs. Philadelphia (10/22)...Scored game-winning goal in 2-1 win vs. Philadelphia (10/22)...Recorded career-high 10 shots on goal in contest...Had assist vs. Phoenix (10/19)...Notted two goals (one on power play) in 4-4 tie vs. N.Y. Rangers (10/17)...Scored goal in 6-1 win @ Montreal (10/12)...Recorded two assists (one power play) and was on ice during four of five goals in 5-1 win vs. N.Y. Islanders (10/10)...Served as captain for Team Slovakia at World Championships, leading squad to a bronze medal while scoring six goals.

CAREER:

2001-02: Led team in goals (37), assists (36), points (73), PP goals (15), SH goals (5) and tied for the team lead in GW goals (5)...Entered the season tied for 11th in the NHL in goals scored over the past four seasons (139) and having played in 245 consecutive games, the league's fifth-longest streak...Scored EN goal and tied career high with three assists in 5-3 win @ Tampa Bay (4/07)...Had four-game point streak (6+2) from vs. Washington (3/26) to vs. Philadelphia (4/01)...Recorded two PPGs vs. Washington (3/26)...Recorded a goal and assisted on Chris Gratton's GW goal vs. Ottawa (3/19)...Recorded two goals, one GW/PP, in 3-1 win @ Philadelphia (3/14)...Had an assist on Chris Gratton's GW goal vs. Montreal (3/08)...Recorded two assists vs. New Jersey (2/12), including an assist on Taylor Pyatt's GT goal at 18:10 of the third period...Scored tying goal with 53 seconds remaining in third period in



NHL's Top Goal Scorers from 1998-99 to 2002-03

205	Jaromir Jagr	171	Paul Kariya	167	Mike Modano
192	Markus Naslund	170	Teemu Selanne	166	Peter Bondra
183	Pavel Bure	170	Brendan Shanahan	165	Miroslav Satan
175	Jarome Iginla	169	Tony Amonte		
175	Joe Sakic	169	Mats Sundin		

added assist (on PP) in 3-2 OT win at N.Y. Rangers (3/19)...Scored both goals (1 PP, 1 SH/GW goal) in 2-1 win vs. N.Y. Islanders (3/15), becoming first Sabre to reach 30 goals since LaFontaine (40 in 1995-96)...Recorded 26th goal of season (100th point as Sabre) and had assist (on GW goal) vs. San Jose (2/19), surpassing season best for goals (previous: 25 in 1996-97)...Had nine-game point streak (11+4) from vs. Carolina (12/19) to at Anaheim (1/6)...Extended goal streak to eight games (11 goals from 12/19/98 to 1/2/99) while adding one assist (1+1) vs. Calgary (1/2), tying Sabres' record for most consecutive games with at least one goal (8 games: Alexander Mogilny, 16 goals from 12/15/92 to 1/03/93; Mike Foligno, 9 goals from 12/28/84 to 1/12/85)...Played in 100th game with Sabres, recording goal (on PP) and assist at Toronto (10/31)...1999 Playoffs: Recorded goal and assist (on EN goal) in 4-2 win in Game Three vs. Toronto (5/27) after missing previous nine playoff games with bruised foot suffered after being hit by puck in Game Three vs. Ottawa (4/25). **1997-98:** Finished second on Sabres in goals (22) and first in points (46)...Was second on team in PPGs (9)...Assisted on Sabres' second goal in 3-2 win at Anaheim (1/07) for 100th NHL point...Registered second hat-trick of career with all three goals in 3-0 win at Washington (3/01)...Played in 200th NHL game in 3-1 win vs. San Jose (3/12)...Named to Slovakian Olympic hockey team (1998 Nagano, Japan)...Team did not qualify for medal round and did not play in Olympics...1998 Playoffs: Led Sabres and ranked tied for first in NHL in PP goals (4) and PP points (8)...Scored first two goals of postseason career (both on PP) in 6-1 win vs. Philadelphia (4/27) in 1998 playoffs...Tied Sabres' playoff record for PPGs in one playoff game (2, also done by two others)...Fed Michal Grosek (LW) for series-winning goal (on PP) in OT of Game Five at Philadelphia (5/01). **1996-97:** Had five-game point-scoring streak from 12/27 to 1/07 (with Edmonton)...Played in 100th career NHL game at St. Louis (1/07)...Played first game as Sabre at Washington (3/21)...Scored first goal as Sabre at Florida (3/22)...Recorded first career hat trick vs. N.Y. Rangers (4/04)...First player to wear #81 in Sabre history...Missed Game One of Ottawa playoff series with appendicitis episode. **1995-96:** Finished 12th in Calder Trophy voting for Rookie of the Year...NHL Rookie of the Month for March (14 GP, 8+8, +10)...Had 11-game point-scoring streak (6+9) from 3/28 to 4/23, which was longest-ever such streak by an Edmonton rookie...Made NHL debut at Philadelphia (10/15) and recorded first point (assist)...Member of Slovakian National Team at 1996 World Championships. **1993-94:** Scored nine goals in eight games (including two hat tricks) while representing Slovakia in 1994 Olympics...Originally a fifth-round selection (111th overall) by Edmonton in 1993 NHL Entry Draft.

PERSONAL:

Served as captain for Slovakia at 2002 World Championships, leading it to the gold medal.



10 DEFENSE



**Henrik
TALLINDER**

Born: Jan. 10, 1979,
Stockholm, Sweden

Shoots: Left

Height: 6'3" **Weight:** 214

Last Amateur Club:
TPS Turku (Finland)

How Acquired: Buffalo's
second-round choice
(48th overall) in the 1997
NHL Entry Draft.

vs. NHL

Team	GP	G	A	TP	PIM
ANA	1	0	1	1	2
ATL	1	0	0	0	0
BOS	4	0	3	3	2
CGY	1	0	0	0	0
CAR	2	0	1	1	0
CHI	2	0	0	0	0
CBJ	1	0	0	0	0
DAL	1	0	0	0	0
FLA	1	0	0	0	0
MIN	2	0	0	0	0
MTL	4	1	1	2	0
NSH	1	0	0	0	0
NJD	2	0	0	0	0
NYI	3	0	0	0	10
NYR	2	0	0	0	0
OTT	4	2	1	3	2
PHI	3	0	0	0	8
PHX	2	0	0	0	2
PIT	3	0	0	0	0
SJ	1	0	0	0	0
STL	1	0	0	0	0
TOR	1	0	2	2	0
VAN	2	0	0	0	0
WSH	3	0	1	1	2
Totals	48	3	10	13	28

2002-03:

Finished fourth among NHL rookies in average ice time at 19:52...Returned to the Sabres' lineup @ Carolina (3/29) after missing 24 games with a high ankle sprain suffered vs. St. Louis (2/11)...Had power-play assist @ Ottawa (1/25)...Set career high with two assists, one on power play, in 4-0 win vs. Toronto (1/24)...Named to Young Stars Game @ NHL All-Star Game 2/1 in Florida...Scored goal in 3-2 win @ Montreal (1/11)...Assisted on Tim Connolly's goal in 4-2 win vs. Boston (1/10)...Recorded first career short-handed point with assist on Curtis Brown's goal in 6-3 win vs. Carolina (1/03)...Scored goal vs. Ottawa (12/26)...Had power-play assist @ Montreal (12/21)...Assisted on Chris Gratton's goal in 4-2 win vs. Boston (12/18)...Scored first NHL/Sabre goal with power-play goal vs. Ottawa (12/10)...Recorded first career power-play assist in 4-3 win vs. Washington (12/07)...Had assist in 4-0 win vs. Anaheim (12/04)...Recorded first career NHL point @ Boston (11/23)...Left game in third period after re-injuring shoulder...Was first game back after missing previous seven games with a separated AC joint...Missed game @ Edmonton (11/01) with bruised shoulder.

CAREER:

2001-02: Made NHL/Sabres debut vs. Washington (4/12)...Appeared in Sabres' final two games...With Rochester: In first season with Amersk, registered 20 points (6+14) in 73 games...Tied for first in goals among Amerk defensemen...Was tied for second on the team with a plus-11...Had a season-high, three-game point streak (2+1) from @ Syracuse (3/06) to @ Hartford (3/09)...Notched second OT GW goal of the season in a 3-2 win @ Hartford (3/09)...Scored first goal (GW goal) as an Amerk in 3-2 (OT) win @ Albany (1/12)...Recorded two assists in his Amerk debut vs. Albany (10/26)...Missed the first seven games of season due to an injury...Assigned to Rochester (10/03)...Playoffs: Played in two playoff games for the Amersk...Made North American playoff debut in Game One of the Western Conference Qualifier @ Philadelphia Phantoms (4/09). **2000-01:** Member of Finnish League champion TPS Turku.

Career Game Highs

Goals: 1, three times.
Most recent 1/11/03 @Montreal

Assists:
2, 1/24/03, vs. Toronto

Points:
2, 1/24/03, vs. Toronto



Penalty Minutes: 6, 12/14/02
@ Philadelphia

Longest Point Streak: 2 games,
three times. Most recent 1/10/03
vs. Boston to 1/11/03 @Montreal.

Regular Season

Season	Team	League	GP	G	A	TP	+/-	PIM	PP	SH	GW	GT	S	S%	Playoffs				
															GP	G	A	TP	PIM
1996-97	AIK Solna	Sweden Jr	40	4	13	17	-	55	-	-	-	-	-	-	-	-	-	-	
	AIK Solna	Sweden	1	0	0	0	-	0	-	-	-	-	-	-	-	-	-	-	
1997-98	AIK Solna	Sweden	34	0	0	0	-	26	-	-	-	-	-	-	-	-	-	-	
1998-99	AIK Solna	Sweden	36	0	0	0	-	26	-	-	-	-	-	-	-	-	-	-	
1999-00	AIK Solna	Sweden	50	0	2	2	-	59	-	-	-	-	-	-	-	-	-	-	
2000-01	TPS Turku	Finland	56	5	9	14	-	62	-	-	-	-	-	-	10	2	1	3	8
2001-02	Rochester	AHL	73	6	14	20	11	26	1	0	2	1	93	6.5	2	0	0	0	0
	Buffalo	NHL	2	0	0	0	0	0	0	0	0	0	4	0.0	-	-	-	-	-
2002-03	Buffalo	NHL	48	3	10	13	-3	28	1	0	0	0	41	7.3	-	-	-	-	-
	NHL Totals		48	3	10	13	-3	28	1	0	0	0	41	7.3	=	=	=	=	=
	Buffalo Totals		48	3	10	13	-3	28	1	0	0	0	41	7.3	=	=	=	=	=

PERSONAL:

Signed a one-year deal on Aug. 1, 2003...Actively involved in Newspapers in Education by speaking to youth about the importance of staying in school, particularly if they are interested in pursuing careers in the media or writing.



44

DEFENSE



Alexei ZHITNIK

Born: Oct. 10, 1972,
Kiev, Ukraine
Shoots: Left
Height: 5'11" **Weight:** 214

Last Amateur Club:
CSKA Moscow (CIS)

How Acquired: Acquired from Los Angeles along with Robb Stauber, Charlie Huddy and fifth-round pick (Marian Menhart) in 1995 NHL Entry Draft, in exchange for Grant Fuhr, Philippe Boucher and Denis Tsygurov.

vs. NHL

Team	GP	G	A	TP	PIM
ANA	19	1	6	7	22
ATL	15	1	6	7	19
BOS	45	3	12	15	51
BUF	4	0	1	1	4
CGY	27	2	20	22	22
CAR	41	3	22	25	41
CHI	24	1	11	12	18
COL	19	2	4	6	24
CBJ	5	0	2	2	4
DAL	20	1	9	10	36
DET	22	1	7	8	18
EDM	27	4	14	18	49
FLA	37	4	15	19	50
LA	14	3	2	5	14
MIN	4	0	1	1	8
MTL	47	6	10	16	81
NSH	7	0	2	2	8
NJD	36	4	16	20	24
NYI	36	4	12	16	53
NYR	35	6	14	20	28
OTT	46	4	11	15	42
PHI	36	1	5	6	52
PHX	25	1	11	12	28
PIT	42	5	18	23	46
SJ	25	1	12	13	32
STL	19	5	4	9	24
TB	36	3	14	17	46
TOR	39	6	12	18	38
VAN	27	2	9	11	20
WSH	35	3	9	12	34
Totals	814	77	291	368	928

2002-03:

Led team with an average ice time of 26:32...Scored goal in season finale against New Jersey (4/06)...Recorded an assist on Tim Connolly's game-winning goal vs. Atlanta (4/02)...Played a season-high 33:14 @ Carolina (3/29)...Recorded two assists, including one on the power play, vs. Montreal (3/28)...Played in 800th NHL game in 1-1 tie @ Tampa Bay (3/09), recording power-play assist...Assisted on Ales Kotlalk's goal vs. Dallas (2/28)...Scored a goal and one assist @ Tampa Bay (2/23)...Had assist @ New Jersey (2/04)...Scored goal in 3-2 win @ Montreal (1/11)...Assisted on two goals (one power-play) in 6-3 win vs. Carolina (1/03)...Had two assists (one power-play) @ Washington (12/30)...Assisted on Miroslav Satan's power-play goal vs. Minnesota (12/28)...Had power-play assist @ Montreal (12/21)...Returned from Injured Reserve in 4-2 win vs. Boston after missing previous 10 games with broken bone in foot...Recorded 26:28 of ice time in first game back...Missed games vs. Atlanta (11/09) and vs. Boston (11/12) while serving two-game NHL suspension for kneeling incident @ Carolina (11/07)...Assisted on Adam Mair's short-handed goal @ Pittsburgh (10/26)...Had power-play assist in 5-1 win vs. N.Y. Islanders (10/10).

CAREER:

2001-02: Led Sabres defensemen in assists (33) and points (34)...Set career high with 33 assists...Led team with 15 PP assists...Played in all 82 games...Recorded PP assist vs. Washington (3/26)...Had assist in 2-2 tie @ Tampa Bay (3/17)...Recorded team leading 14th PP assist @ Florida (3/15)...Had PP assist on J.P. Dumont's GT goal in 3-3 tie @ Toronto (3/02)...Named to World All-Star Team for the second time (1999) in career...Recorded assist on GW goal in 3-2 (OT) win @ Washington (1/27)...Recorded assist on Stu Barnes' GW goal in 3-2 (OT) win vs. Carolina (12/14)...Had three-game point streak (1+4) ended in 2-2 tie vs. N.Y. Rangers (11/27)...Scored first goal of the season with PP goal @ Pittsburgh (11/24)...Tied career high with three assists (two on PP) in 5-2 win vs. Calgary (11/23)...Also assisted on three goals (two on PP and one on GW goal) in 5-3 win @ Florida (11/12)...Played 500th game as a Sabre vs. Columbus (10/19)...Recorded two PP assists @ N.Y. Rangers (10/07)...Games Missed to Injury: 0. **2000-01:** Led Sabres defensemen in goals (8), assists (29) and total points (37) and led team in PP assists (17) and points (14)...Tied career high with two goals (one PP, one EN) and added one assist in 4-2 win @ Tampa Bay (4/1)...Had goal and two assists in 4-0 win @ Atlanta (3/26)...Recorded two assists in 3-1 win vs. Carolina (3/24)...Second assist was 200th point as a Sabre...Recorded 300th NHL point with assist vs. Tampa Bay (2/25)...Suspended four games by NHL for high sticking Andrei Markov in third period @ Montreal (10/17)...2001 Playoffs: Led all Sabre defenseman in postseason scoring (1+6)...Had two assists (one PP) in series clinching 8-0 win in Game Six vs. Philadelphia (4/24)...Scored one goal and one assist in 4-3 (OT) in Game Two @ Philadelphia (4/14). **1999-00:** Scored goal and assist (while SH) in 5-2 win @ Florida (2/28), first multi-point game of season...Appeared in 400th Sabres/career game vs. N.Y. Rangers (2/25)...2000 Playoffs: Missed Game Five @ Philadelphia (4/20) with NHL suspension for high-sticking Daymond Langkow in Game Four vs. Philadelphia (4/18). **1998-99:** Talled 200th NHL assist (on PP/GW goal) in 4-3 win at N.Y. Islanders (4/06)...In 500th NHL game, scored goal (on PP) in 4-3 OT win vs. Pittsburgh (3/28), which also marked 8,000th goal in Sabre history...In 300th game with Sabres, assisted on Buffalo's final two goals (1 on PP) in 4-0 win at Florida (1/18)...Recorded 100th assist with Sabres on GT goal in 2-2 tie at St. Louis (12/08)...Posted three-point night (1+2) at Toronto (10/31), including ENG...All-Star Notes: Named to first All-Star game, joining list of players added to World All-Stars roster...Had one assist at All-Star Game (1/24), coming on World All-Stars' third goal (stats: 1 assist, 1 shot, -1)...In POWER/RATE/NHL SuperSkills competition (1/23), helped World All-Stars capture Fastest Skater competition...Was third overall in event with time of 14.687 (seconds), finishing behind Peter Bondra (14.640) and Marco Sturm (14.654)...1999 Playoffs: Finished tied for first in scoring by defenseman with teammate Jason Woolley (4+1)...Tied for 10th overall in playoff scoring...Led NHL in PP points (13)...Finished tied for first in PP goal (4), and first in PP



Career Game Highs

Goals: 2, four times (twice, Sabres) **Penalty Minutes:** 17 (1/15/97 @ N.Y. Islanders)

Assists: 3, 10 times (6 times, Sabres). Most recent 11/23/01 vs. Calgary

Longest Point Streak: 6 games, 2+5=7 (3/24/98 to 4/3/98)

Points: 4 (11/18/95 @ New Jersey)

Regular Season

Season	Team	League	GP	G	A	TP	+/-	PIM	PP		SH	GW	GT	S	S%	Playoffs				
									PP	SH						GP	G	A	TP	PIM
1989-90	Sokol Kiev	USSR	31	3	4	7	-	16	-	-	-	-	-	-	-	-	-	-	-	
1990-91	Sokol Kiev	USSR	46	1	4	5	-	46	-	-	-	-	-	-	-	-	-	-	-	
1991-92	CSKA	CIS	44	2	7	9	-	52	-	-	-	-	-	-	-	-	-	-	-	
1992-93	Los Angeles	NHL	78	12	36	48	-3	80	5	0	2	0	136	8.8	-	24	3	9	12	26
1993-94	Los Angeles	NHL	81	12	40	52	-11	101	11	0	1	1	227	5.3	-	-	-	-	-	-
1994-95	Los Angeles	NHL	11	2	5	7	-3	27	2	0	0	0	33	6.1	-	-	-	-	-	-
	Buffalo	NHL	21	2	5	7	-3	34	1	0	0	0	33	6.1	-	5	0	1	1	14
1995-96	Buffalo	NHL	80	6	30	36	-25	58	5	0	0	0	193	3.1	-	-	-	-	-	-
1996-97	Buffalo	NHL	80	7	28	35	10	95	3	1	0	1	170	4.1	-	12	1	0	1	16
1997-98	Buffalo	NHL	78	15	30	45	19	102	2	3	3	2	191	7.9	-	15	0	3	3	36
1998-99	Buffalo	NHL	81	7	26	33	-6	96	3	1	2	0	185	3.8	-	21	4	11	15	52
1999-00	Buffalo	NHL	74	2	11	13	-6	95	1	0	0	0	139	1.4	-	4	0	0	0	8
2000-01	Buffalo	NHL	78	8	29	37	-3	75	5	0	1	1	149	5.4	-	13	1	6	7	12
2001-02	Buffalo	NHL	82	1	33	34	-1	80	1	0	0	0	150	0.7	-	-	-	-	-	-
2002-03	Buffalo	NHL	70	3	18	21	-5	85	0	0	1	0	138	2.2	-	-	-	-	-	-
	NHL Totals		814	77	291	368	-37	928	39	5	10	5	1744	4.4	-	94	9	30	39	164
	Buffalo Totals		644	51	210	261	-20	720	21	5	7	4	1348	3.8	-	70	6	21	27	138

assists (9)...Had at least one point (1+6) in six-straight playoff games (5/14-27)...Scored series-winning goal (on PP) in 4-3 win in Game Four vs. Ottawa (4/27)...Previous playoff game was two years to date of series-winner in ECOF (4/27/97 at Ottawa). **1997-98:** Presented with Tim Horton Memorial Award (player whose performance is far superior to public recognition)...Led team in assists (30) and was second in PP points (2+15)...Also second on team in points (45)...Set career highs for goals (15) and plus/minus rating (+19) in one season...Named to Russian Olympic hockey team (1998 - Nagano, Japan)...Earned silver medal with Russia, playing in six games (0+2, 2 PIM)...Recorded three assists vs. N.Y. Islanders (11/22) and at Tampa Bay (2/2), tying career high for most assists in game...Played in 200th game as Sabre vs. Philadelphia (11/26)...Recorded 200th NHL point with assist vs. Ottawa (12/31)...Recorded 100th point as a Sabre with first assist against Lightning (2/02)...Played in 400th NHL game in 2-2 tie vs. Boston (2/04)...Registered two SH goals in 6-1 win vs. Florida (3/19)...Joined Michael Peca (2 vs. Ottawa, 12/31/97) in tying Sabres' single-game record for most SH goals by one player...Had career best six-game point streak (2+5, 3/24 @ Calgary to 4/03 vs. Boston)...Point streak tied for team best in 1997-98...1998 Playoffs: Saw action in 50th postseason game of career (5/14 at Montreal). **1996-97:** Improved plus/minus rating from -25 in 1995-96 to +10...Sabres were 4-0-3 when Zhitnik scored a goal...Goal against Capitals (10/18) was first SH tally of NHL career...Played in 300th NHL game at Boston (12/14)...Played for Team Russia at World Cup Tournament prior to start of season. **1995-96:** Had four-point game (1+3) at New Jersey (1/18)...Played for Team Russia at World Championships in Austria from 4/21 to 5/05, registering one goal, one assist and six penalty minutes in eight games. **1994-95:** Scored goal on first shot in first game as a Sabre (2/15 vs. N.Y. Rangers). **1993-94:** Played in 1994 World Championships in Italy, tallying one goal in six games as assistant captain for Team Russia. **1992-93:** Played on Stanley Cup runner-up Los Angeles Kings...Posted second-highest point total ever by Kings' rookie defenseman...Point total was also second in league among rookie defenseman...Scored first NHL goal vs. Calgary (10/15). **1991-92:** Represented gold medal Unified Team at 1992 Winter Olympics in Albertville, France.



PERSONAL:

Has twin brother named Dimitri...Wife's name is Luda...Agreed to terms on multi-year contract Sept. 11, 2001...Originally was fourth-round draft choice of Kings (81st overall) in 1991 NHL Entry Draft (held in Buffalo).



2003 ENTRY DRAFT SELECTIONS



Thomas Vanek, shown here playing for the University of Minnesota, was the Sabres' first selection at the 2003 NHL Entry Draft. Vanek and the Golden Gophers won the 2003 NCAA Division I National Championship, which was held at HSBC Arena.

ROUND ONE - 5th OVERALL

THOMAS VANEK

Born: January 19, 1984; Vienna, Austria

Season	GP	G	A	PTS	PIM
1999-00	35	15	18	33	12
2000-01	20	19	10	29	15
2001-02	53	46	45	91	54
2002-03	45	31	31	62	60

LEFT WING

6'2", 208; Shoots: Right
Team (League)
Sioux Falls (USHL)
Sioux Falls (USHL)
Sioux Falls (USHL)
Univ. of Minnesota (NCAA)

ROUND TWO - 65th OVERALL

BRANISLAV FABRY

Born: January 15, 1985; Bratislava, Slovakia

Season	GP	G	A	PTS	PIM
2002-03	13	5	6	11	29

RIGHT WING

6'0", 185; Shoots: Left
Team (League)
Bratislava Jr. (Slovakia Jr.)

ROUND THREE - 74th OVERALL

CLARKE MacARTHUR

Born: April 6, 1985; Lloydminster, Alberta

Season	GP	G	A	PTS	PIM
2002-03	70	23	52	75	104

LEFT WING

6'0", 180; Shoots: Left
Team (League)
Medicine Hat (WHL)

ROUND FOUR (A) - 106th OVERALL

JAN HEJDA

Born: June 18, 1978; Prague, Czech Republic

Season	GP	G	A	PTS	PIM
1999-00	26	1	2	3	14
2000-01	38	2	6	8	70
2001-02	42	9	8	17	52
2002-03	52	6	11	17	44

DEFENSE

6'3", 209; Shoots: Left
Team (League)
Slavia Praha (Czech)
Slavia Praha (Czech)
Slavia Praha (Czech)
Slavia Praha (Czech)

2003 ENTRY DRAFT SELECTIONS



ROUND FOUR (B) - 114th OVERALL

DENIS EZHOV

Born: February 28, 1985; Togliatti, Russia

Season	GP	G	A	PTS	PIM
2002-03	15	2	7	9	4

DEFENSE

6'0", 200; Shoots: Left
Team (League)
Togliatti (Russia)

ROUND FIVE - 150th OVERALL

THOMAS MORROW

Born: October 21, 1983; St. Paul, Minn.

Season	GP	G	A	PTS	PIM
2002-03	23	1	3	4	64
	34	1	6	7	40

DEFENSE

6'6", 200; Shoots: Left
Team (League)
Tri-City (USHL)
Des Moines (USHL)

ROUND SIX - 172nd OVERALL

PAVEL VOROSHIN

Born: March 23, 1984; Chelyabinsk, Russia

Season	GP	G	A	PTS	PIM
2002-03	68	9	27	36	81

DEFENSE

6'3", 195; Shoots: Left
Team (League)
Mississauga (OHL)

ROUND SEVEN - 202nd OVERALL

NATHAN PAETSCH

Born: March 30, 1983; LeRoy, Saskatchewan

Season	GP	G	A	PTS	PIM
2000-01	70	8	54	62	118
2001-02	59	16	36	52	86
2002-03	59	15	39	54	81

DEFENSE

6'1", 196; Shoots: Left
Team (League)
Moose Jaw (WHL)
Moose Jaw (WHL)
Moose Jaw (WHL)

ROUND EIGHT - 235th OVERALL

JEFF WEBER

Born: September 24, 1984; Burlington, Ontario

Season	GP	REC	GAA	SO
2001-02	4	2-1-0	4.21	0
2002-03	24	13-2-2	2.32	1

GOALTENDER

6'2", 183; Catches: Left
Team (League)
Sault-Ste. Marie (OHL)
Plymouth (OHL)

ROUND NINE - 266th OVERALL

LOUIS-PHILIPPE MARTIN

Born: October 2, 1984; Montreal, Quebec

Season	GP	G	A	PTS	PIM
2001-02	71	32	30	62	76
2002-03	65	23	53	76	63

RIGHT WING

6'0", 172; Shoots: Right
Team (League)
Baie-Comeau (QMJHL)
Baie-Comeau (QMJHL)



Pictured with Thomas Vanek (in hat and jersey) are: (from left) Buffalo owner B. Thomas Golisano, director of player personnel Don Luce and director of amateur scouting Jim Benning.



SABRES DRAFT SELECTIONS - 1970-2003

1970	RD.	NO.	POS.	AMATEUR TEAM
Perreault, Gilbert	1	1	C	Montreal Jr. Canadiens
Deadmarsh, Butch	2	15	LW	Brandon Wheat Kings
Cuddie, Steve	3	29	D	Toronto Marlboros
Wyrozub, Randy	4	43	C	Edmonton Oil Kings
Morton, Mike	5	57	F	Shawinigan Bruins
Keeler, Tim	6	71	D	Niagara Falls Flyers
Regan, Tim	7	84	G	Boston University
Rombough, Doug	8	97	C	St. Catharines Black Hawks
Nadeau, Luc	9	107	C	Drummondville Rangers
1971	RD.	NO.	POS.	AMATEUR TEAM
Martin, Richard	1	5	LW	Montreal Jr. Canadiens
Ramsay, Craig	2	19	LW	Peterborough TPT's
Hajt, Bill	3	33	D	Saskatoon Blades
Richer, Robert	4	47	C	Three Rivers Dukes
Warr, Steve	5	61	D	Clarkson University
Duguay, Pierre	6	75	C	Quebec Remparts
1972	RD.	NO.	POS.	AMATEUR TEAM
Schoenfeld, Jim	1	5	D	Niagara Falls Flyers
Carriere, Larry	2	25	D	Loyola Univ. (Montreal)
McMasters, Jim	3	37	D	Calgary Centennials
Campeau, Richard	4	53	D	Sorel Black Hawks
Gratton, Gilles	5	69	G	Oshawa Generals
McNab, Peter	6	85	RW	University of Denver
1973	RD.	NO.	POS.	AMATEUR TEAM
Titanic, Morris	1	12	LW	Sudbury Wolves
Landry, Jean	2	28	D	Quebec Remparts
Deschamps, Andre	3	44	LW	Quebec Remparts
Dupuis, Yvon	4	60	LW	Quebec Remparts
Smulders, Bob	5	76	RW	Peterborough TPT's
Korzack, Neil	6	92	RW	Peterborough TPT's
Young, Bob	7	108	D	University of Denver
O'Connell, Tim	8	124	RW	University of Vermont
1974	RD.	NO.	POS.	AMATEUR TEAM
Fogolin, Lee	1	11	D	Oshawa Generals
Gare, Danny	2	29	RW	Calgary Centennials
Deziel, Michel	3	47	LW	Sorel Black Hawks
McIntosh, Paul	4	65	D	Peterborough TPT's
Lariviere, Gary	5	83	D	St. Catharines Black Hawks
Given, David	6	101	D	Brown University
Noreau, Bernard	7	119	RW	Laval National
Constantin, Charles	8	136	LW	Quebec Remparts
Jodzio, Rick	9	153	LW	Hamilton Red Wings
Smith, Derek	10	168	C	Ottawa 67's
Tsujimoto, Taro	11	183	C	Tokyo Katanas
Geoffrion, Bob	12	196	LW	Cornwall Royals
1975	RD.	NO.	POS.	AMATEUR TEAM
Sauve, Bob	1	17	G	Laval National
Breitenbach, Ken	2	35	D	St. Catharines Black Hawks
Martin, Terry	3	44	LW	London Knights
McAdam, Gary	3	53	RW	St. Catharines Black Hawks
Neeld, Greg	4	71	D	Calgary Centennials
Edwards, Don	5	89	G	Kitchener Rangers
Minor, Jim	6	107	LW	Regina Pats
Rowe, Grant	7	125	D	Ottawa 67's
Tidey, Alex	8	143	RW	Lethbridge Broncos
Whitby, Andy	9	159	RW	Oshawa Generals
Moher, Len	10	174	G	University of Notre Dame



SABRES DRAFT SELECTIONS - 1970-2003

1976	RD.	NO.	POS.	AMATEUR TEAM
Kowal, Joe	2	33	LW	Hamilton Fincups
Maze, Henry	4	69	LW	Edmonton Oil Kings
Roscoe, Ron	5	87	D	Hamilton Fincups
Lemieux, Don	6	105	D	Three Rivers Draveurs
1977	RD.	NO.	POS.	AMATEUR TEAM
Seiling, Ric	1	14	RW	St. Catharines Fincups
Areschenkoff, Ron	2	32	C	Medicine Hat Tigers
Stewart, Bill	4	68	D	Niagara Falls Flyers
Sirois, Richard	5	86	G	Laval National
Ramsey, Wayne	6	104	D	Brandon Wheat Kings
1978	RD.	NO.	POS.	AMATEUR TEAM
Playfair, Larry	1	13	D	Portland Winter Hawks
McKegney, Tony	2	32	LW	Kingston Canadiens
McClanahan, Rob	3	49	LW	University of Minnesota
Gazdic, Mike	4	66	D	Sudbury Wolves
Ireland, Randy	5	82	G	Portland Winter Hawks
McGregor, Cam	6	99	LW	Cornwall Royals
Eastman, Dan	7	116	C	London Knights
Stroebel, Eric	8	133	C	University of Minnesota
O'Sullivan, Eugene	9	150	C	Calgary Wranglers
1979	RD.	NO.	POS.	AMATEUR TEAM
Ramsey, Mike	1	11	D	University of Minnesota
Ruff, Lindy	2	32	D	Lethbridge Broncos
Robinson, Mark	3	53	D	Victoria Cougars
Cloutier, Jacques	3	55	G	Three Rivers Draveurs
Hamel, Gilles	4	74	LW	Laval National
Haworth, Alan	5	95	C	Sherbrooke Beavers
Knickle, Rick	6	116	G	Brandon Wheat Kings
1980	RD.	NO.	POS.	AMATEUR TEAM
Patrick, Steve	1	20	RW	Brandon Wheat Kings
Moller, Mike	2	41	RW	Lethbridge Broncos
McKenna, Sean	3	56	RW	Sherbrooke Beavers
North, Jay	3	62	C	Jefferson H.S.
Wiemer, Jim	4	83	D	Peterborough Petes
Rueter, Dirk	5	104	D	Sault St. Marie Greyhounds
Naud, Daniel	6	125	D	Sorel Black Hawks
Paavola, Jari	7	146	G	T.P.S. (Finland)
Cunneynworth, Randy	8	167	C	Ottawa 67's
Beckon, Dave	9	188	C	Peterborough Petes
Bader, John	10	209	LW	Irondale H.S.
1981	RD.	NO.	POS.	AMATEUR TEAM
Dudacek, Jiri	1	17	RW	Czechoslovakia
Virta, Hannu	2	38	D	T.P.S. (Finland)
Aldred, Jim	3	59	LW	Kingston Canadiens
Chisholm, Colin	3	60	D	Calgary Wranglers
Eatough, Jeff	4	80	RW	Cornwall Royals
Wikberg, Anders	4	83	LW	Timra (Sweden)
Eivola, Mauri	5	101	C	T.P.S. (Finland)
Butorac, Ali	6	122	D	Ottawa 67's
Leime, Heikki	7	143	D	T.P.S. (Finland)
Orlando, Gates	8	164	C	Providence College
Sebek, Venci	9	185	D	Niagara Falls Flyers
Harper, Warren	10	206	RW	Prince Albert



SABRES DRAFT SELECTIONS - 1970-2003

1982	RD.	NO.	POS.	AMATEUR TEAM
Housley, Phil	1	6	D	South St. Paul H.S.
Cyr, Paul	1	9	LW	Victoria Cougars
Andreychuk, Dave	1	16	C	Oshawa Generals
Anderson, Mike	2	26	C	North St. Paul H.S.
Johansson, Jens	2	30	D	Pitea (Sweden)
Jutila, Timo	4	68	D	Tappara (Finland)
Hamilton, Jeff	4	79	C	Providence College
Logan, Bob	5	100	RW	West Island
Parker, Jeff	6	111	C	Mariner H.S.
Gustavsson, Jacob	6	121	G	Almtuna (Sweden)
Bishop, Alan	7	142	D	Niagara Falls Flyers
Verret, Claude	8	163	C	Three Rivers Draveurs
Norman, Rob	9	184	RW	Cornwall Royals
Craig, Mike	10	205	G	Billings Bighorns
Plankers, Jim	11	226	D	Cloquet H.S.

1983	RD.	NO.	POS.	AMATEUR TEAM
Barrasso, Tom	1	5	G	Acton-Boxboro H.S.
Lacombe, Normand	1	10	RW	Univ. of New Hampshire
Creighton, Adam	1	11	C	Ottawa 67's
Tucker, John	2	31	C	Kitchener Rangers
Hajdu, Richard	2	34	LW	Kamloops Jr. Oilers
Puppa, Daren	4	74	G	Kirkland Lake Intermediates
Meyer, Jayson	5	94	D	Regina Pats
Hofford, James	6	114	D	Windsor Spitfires
Ruuttu, Christian	7	134	C	IFK, Helsinki (Finland)
McSween, Don	8	154	D	Redford (Mich.) Royals
Hoover, Tim	9	174	D	Sault St. Marie Greyhounds
Ferner, Mark	10	194	D	Kamloops Blazers
Krupp, Uwe	11	214	D	Kolner (West Germany)
Hamelin, Marc	12	234	G	Shawinigan Cataractes
Salfi, Kermit	12	235	LW	Northwood Prep H.S.

1984	RD.	NO.	POS.	AMATEUR TEAM
Andersson, Mikael	1	18	LW	Vastra Frolunda (Sweden)
Trapp, Doug	2	39	LW	Regina Pats
Sheppard, Ray	3	60	RW	Cornwall Royals
Halkidis, Bob	4	81	D	London Knights
Rampton, Joey	5	102	LW	Sault Ste. Marie Greyhounds
Gasseau, James	6	123	D	Drummondville
Wakaluk, Darcy	7	144	G	Kelowna Wings
Stambert, Orwar	8	165	D	Djurgardens (Sweden)
McKinnon, Brian	10	207	C	Ottawa 67's
Delcourt, Grant	11	228	RW	Kelowna Wings
Baker, Sean	12	249	LW	Seattle Breakers

1985	RD.	NO.	POS.	AMATEUR TEAM
Johansson, Calle	1	14	D	Vastra Frolunda (Sweden)
Hogue, Benoit	2	35	C	St. Jean Beavers
Gretzky, Keith	3	56	C	Windsor Compuware Spitfires
Moylan, Dave	4	77	D	Sudbury Wolves
Priestlay, Ken	5	98	C	Victoria Cougars
Reekie, Joe	6	119	D	Cornwall Royals
Matikainen, Petri	7	140	D	Sapko (Finland)
Kaese, Trent	8	161	RW	Lethbridge Broncos
Sejba, Jiri	9	182	LW	Dukla Jihlava (Czech.)
Sutton, Boyd	10	203	C	Stratford Jr. B
Larose, Guy	11	224	C	Guelph Platers
Baumgartner, Ken	12	245	D	Prince Albert Raiders



SABRES DRAFT SELECTIONS - 1970-2003

1986	RD.	NO.	POS.	AMATEUR TEAM
Anderson, Shawn	1	5	D	Team Canada
Brown, Greg	2	26	D	St. Marks H.S.
Corkum, Bob	3	47	RW	University of Maine
Kerr, Kevin	3	56	RW	Windsor Compuware Spitfires
Baseggio, David	4	68	D	Yale University
Rooney, Larry	5	89	D	Thayer
Baldris, Miguel	6	110	D	Shawinigan Cataractes
Hartman, Mike	7	131	RW	North Bay Centennials
Guay, Francois	8	152	LW	Laval Titans
Whitham, Shawn	9	173	D	Providence College
Rein, Kenton	10	194	G	Prince Albert Raiders
Arndt, Troy	11	215	D	Portland Winter Hawks
Capello, Jeff	S1	5	LW	University of Vermont
Cullen, John	S2	10	C	Boston University

1987	RD.	NO.	POS.	AMATEUR TEAM
Turgeon, Pierre	1	1	C	Granby Bisons
Miller, Brad	2	22	D	Regina Pats
MacVicar, Andrew	3	53	LW	Peterborough Petes
Bradley, John	4	84	G	New Hampton H.S.
Pergola, David	5	85	RW	Belmont Hill H.S.
Marshall, Chris	6	106	LW	Boston College H.S.
Flanigan, Paul	7	127	D	New Hampton H.S.
Dooley, Sean	8	148	D	Groton
Roberts, Tim	8	153	C	Deerfield Academy
Tkachuk, Grant	9	169	LW	Saskatoon Blades
Herbers, Ian	10	190	D	Swift Current Broncos
Littman, David	11	211	G	Boston College
MacIscac, Allan	12	232	LW	Guelph Platers
Snuggerud, Dave	S1	1	LW	University of Minnesota
de Carle, Mike	S2	6	RW	Lake Superior State

1988	RD.	NO.	POS.	AMATEUR TEAM
Savage, Joel	1	13	RW	Victoria Cougars
Loewen, Darcy	3	55	LW	Spokane Chiefs
Carney, Keith	4	76	D	Mt. St. Charles H.S.
Mogilny, Alexander	5	89	RW	ZSKA Moscow
Ray, Rob	5	97	LW	Cornwall Royals
Di Vita, David	6	106	D	Lake Superior State
McLaughlin, Mike	6	118	LW	Choate
Griffith, Mike	7	139	RW	Ottawa 67's
Ruoho, Daniel	8	160	D	Madison Memorial H.S.
Flaherty, Wade	9	181	G	Victoria Cougars
Nieman, Thomas	11	223	RW	Choate
Wallwork, Robert	12	244	C	Miami (Ohio) University
Davies, Clarke	S3	18	D	Ferris State University

1989	RD.	NO.	POS.	AMATEUR TEAM
Haller, Kevin	1	14	D	Regina Pats
Thomas, Scott	3	56	RW	Nichols H.S.
MacDonald, Doug	4	77	C	University of Wisconsin
Sutton, Ken	5	98	D	Saskatoon Blades
Pye, Bill	6	107	G	Northern Michigan University
Barkley, Mike	6	119	RW	University of Maine
Plante, Derek	8	161	C	Cloquet H.S.
Audette, Donald	9	183	RW	Laval Titans
Astley, Mark	10	194	D	Lake Superior State
Nelson, John	10	203	C	Toronto Marlboros
Henderson, Todd	11	224	G	Thunder Bay
Bavis, Michael	12	245	RW	Cushing Academy
Boyce, Ian	S3	19	LW	University of Vermont



SABRES DRAFT SELECTIONS - 1970-2003

1990	RD.	NO.	POS.	AMATEUR TEAM
May, Brad	1	14	LW	Niagara Falls Thunder
McCarthy, Brian	4	82	C	Pingree H.S.
Smehlik, Richard	5	97	D	Vitkovice (Czech.)
Bojcun, Todd	5	100	G	Peterborough Petes
Pascall, Brad	5	103	D	Univ. of North Dakota
Gordiouk, Viktor	7	142	LW	Krylja Sovetov
Nedoma, Milan	8	166	D	Zetor Brno (Czech.)
Winch, Jason	9	187	LW	Niagara Falls Thunder
Naud, Sylvain	10	208	RW	Laval Titans
Martin, Kenneth	11	229	LW	Belmont Hill H.S.
Rubachuk, Brad	12	250	C	Lethbridge Hurricanes
McFarlane, Shane	S3	24	C	Univ. of North Dakota

1991	RD.	NO.	POS.	AMATEUR TEAM
Boucher, Philippe	1	13	D	Granby Bisons
Dawe, Jason	2	35	LW	Peterborough Petes
Young, Jason	3	57	LW	Sudbury Wolves
Ambroziak, Peter	4	72	LW	Ottawa 67's
Shields, Steve	5	101	G	Univ. of Michigan
O'Donnell, Sean	6	123	D	Sudbury Wolves
Holzinger, Brian	6	124	C	Detroit Red Wings Jr. A
Snell, Chris	7	145	D	Ottawa 67's
Kuntos, Jiri	8	162	D	Jihlava (Czech.)
Iob, Tony	9	189	LW	Sault St. Marie Greyhounds
Meany, Spencer	10	211	RW	St. Lawrence University
Volkov, Mihail	11	233	RW	Krylja (U.S.S.R.)
Smith, Mike	12	255	D	Lake Superior State
Steer, Jamie	S3	19	RW	Michigan Tech

1992	RD.	NO.	POS.	AMATEUR TEAM
Cooper, David	1	11	D	Medicine Hat (WHL)
Cierny, Jozef	2	35	LW	Zvolen (Czech)
Steiner, Ondrej	3	59	C	Pizen (Czech)
Melanson, Dean	4	80	D	St. Hyacinthe (QMJHL)
Barnaby, Matthew	4	83	LW	Beauport (QMJHL)
Ketterer, Markus	5	107	G	Jokerit (Finland)
Khmylev, Yuri	5	108	LW	Krylja (CIS)
Rushforth, Paul	6	131	C	North Bay (OHL)
Tiltgen, Dean	8	179	C	Tri-City (WHL)
Simon, Todd	9	203	C	Niagara Falls (OHL)
Kowalsky, Rick	10	227	RW	Sault St. Marie (OHL)
Clancy, Chris	11	251	LW	Cornwall (OHL)

1993	RD.	NO.	POS.	AMATEUR TEAM
Tsygurov, Denis	2	38	D	Lada Togliatti (CIS)
Philpott, Ethan	3	64	RW	Phillips Andover Academy
Safarik, Richard	5	116	LW	Nitra (EUR)
Pozzo, Kevin	6	142	D	Moose Jaw (WHL)
Petrenko, Sergei	7	168	LW	Dynamo Moscow (CIS)
Barrie, Mike	8	194	C	Victoria (WHL)
Moore, Barrie	9	220	LW	Sudbury (OHL)
Davis, Chris	10	246	G	Calgary Royals (Tier 2)
Nichol, Scott	11	272	C	Portland (WHL)

SABRES DRAFT SELECTIONS - 1970-2003



1994	RD.	NO.	POS.	AMATEUR TEAM
Primeau, Wayne	1	17	C	Owen Sound (OHL)
Brown, Curtis	2	43	C	Moose Jaw (WHL)
Ndur, Rumun	3	69	D	Guelph (OHL)
Klimientiev, Sergei	5	121	D	Medicine Hat (WHL)
Benazic, Cal	6	147	D	Medicine Hat (WHL)
Plouffe, Steve	7	168	G	Granby (QMJHL)
Hnidy, Shane	7	173	D	Prince Albert (WHL)
Webb, Steve	7	176	RW	Peterborough (OHL)
Westerby, Bob	8	199	LW	Kamloops (WHL)
Millar, Craig	9	225	D	Swift Current (WHL)
Polak, Mark	10	251	C	Medicine Hat (WHL)
Wright, Shayne	11	277	D	Owen Sound (OHL)

1995	RD.	NO.	POS.	AMATEUR TEAM
McKee, Jay	1	14	D	Niagara Falls (OHL)
Biron, Martin	1	16	G	Beauport (QMJHL)
Dutiaume, Mark	2	42	LW	Brandon (WHL)
Sunderland, Mathieu	3	68	RW	Drummondville (QMJHL)
Davidson, Matt	4	94	RW	Portland (WHL)
Menhart, Marian	5	111	D	Litvinov (Czech Jr.)
Popp, Kevin	5	119	D	Seattle (WHL)
Bienvenue, Daniel	5	123	LW	Val d'Or (QMJHL)
Scott, Brian	7	172	C	Kitchener (OHL)
Zanutto, Mike	8	198	C	Oshawa (OHL)
Skriac, Rob	9	224	LW	Kamloops (WHL)

1996	RD.	NO.	POS.	AMATEUR TEAM
Rasmussen, Erik	1	7	C/LW	University of Minnesota
Sarich, Cory	2	27	D	Saskatoon (WHL)
Van Oene, Darren	2	33	LW	Brandon (WHL)
Methot, Francois	3	54	C	St-Hyacinthe (QMJHL)
Walsh, Kurt	4	87	RW	Owen Sound (OHL)
Martone, Mike	4	106	D	Peterborough (OHL)
Tezikov, Alexei	5	115	D	Lada Togliatti (CIS)
Davis, Ryan	6	142	RW	Owen Sound (OHL)
Mortier, Darren	6	161	C	Sarnia (OHL)
Buhler, Scott	9	222	G	Medicine Hat (WHL)

1997	RD.	NO.	POS.	AMATEUR TEAM
Noronen, Mika	1	21	G	Tappara (Finnish)
Tallinder, Henrik	2	48	D	AIK (Swedish Jr.)
Afinogenov, Maxim	3	69	RW	Dynamo (Russia)
Martin, Jeff	3	75	C	Windsor (OHL)
Theoret, Luc	4	101	D	Lethbridge (WHL)
DiRoberto, Torrey	5	128	C	Seattle (WHL)
Campbell, Brian	6	156	D	Ottawa (OHL)
Adduono, Jeremy	7	184	RW	Sudbury (OHL)
Piros, Kamil	8	212	C	Litvinov (Czech)
Kemp, Dylan	9	238	D	Lethbridge (WHL)

1998	RD.	NO.	POS.	AMATEUR TEAM
Kalinin, Dimitri	1	18	D	Traktor (Russia)
Peters, Andrew	2	34	LW	Oshawa (OHL)
Milley, Norman	2	47	RW	Sudbury (OHL)
Kristek, Jaroslav	2	50	RW	ZPS Zlin (Czech)
Pandolfo, Mike	3	77	LW	St. Sebastian's (USHSE)
Goldade, Aaron	5	137	C	Brandon (WHL)
Kotalik, Ales	6	164	RW	HC Ceske Budejovice (Czech)
Moran, Brad	7	191	C	Calgary (WHL)
Moravec, David	8	218	RW	HC Vitkovice (Czech)
Terglav, Edo	9	249	RW	Baie-Comeau (QMJHL)



SABRES DRAFT SELECTIONS - 1970-2003

RD.	NO.	POS.	AMATEUR TEAM
1999			
1	20	LW	University of Maine
2	35	RW	Trencin (Slovakia)
2	55	D	University of Maine
2	64	C	Kingston (OHL)
3	73	LW	Seattle (WHL)
4	117	LW	Regina (WHL)
5	138	G	Soo (NAHL)
5	146	D	Calgary (WHL)
6	178	LW	Val D'Or (QMJHL)
7	206	RW	Seattle (WHL)
8	235	C	Peterborough (OHL)
9	263	RW	Prince Albert (WHL)
2000			
1	15	C	Yaroslavl (Russia)
2	48	D	Seattle (WHL)
4	111	G	Baie-Comeau (QMJHL)
5	149	D	HC Moscow (Russia)
7	213	F	CSKA Jr. (Russia)
7	220	C/LW	Portland (WHL)
8	258	D	Kitchener (OHL)
9	277	LW	Windsor (OHL)
2001			
1	22	C	Budejovice (Czech Sr.)
2	32	C	Kitchener (OHL)
2	50	C	North Bay (OHL)
2	55	RW	Shawinigan (QMJHL)
5	155	LW	Czech Republic
8	234	D	Sweden
8	247	D	Slovakia
9	279	D	Tri-City (WHL)
2002			
1	11	D	University of Minnesota
1	20	LW	Guelph (OHL)
3	76	LW	Acadie-Bathurst (QMJHL)
3	82	D	Boston College
4	108	F	Citkovice (Czech)
4	121	G	Omaha (USHL)
6	178	C	Elemash Elektorstal (Vysshaya Liga)
7	208	D	Bratislava (Slovak)
8	241	D	London (OHL)
9	271	D	HC Slavia Praha (Czech Jr.)
2003			
1	5	LW	University of Minnesota
2	65	RW	Bratislava Jr. (Slovakia)
3	74	LW	Medicine Hat (WHL)
4	106	D	Slavia (Czech)
4	114	D	Togliatti (Russia)
5	150	D	Des Moines (USHL)
6	172	D	Mississauga (OHL)
7	202	D	Moose Jaw (WHL)
8	235	G	Plymouth (OHL)
9	266	RW	Baie-Comeau (QMJHL)

S in round number refers to the supplemental draft.

ALL-TIME INDIVIDUAL SCORING - REGULAR SEASON



Player (Seasons)	GP	G	A	PTS	PIM	Unif. No.
A						
Maxim Afinogenov (1999-00—2002-03)	259	56	65	121	171	61
Peter Ambroziak (1994-95)	12	0	1	1	0	12
Ron Anderson (1970-71—1971-72)	111	14	16	30	63	16
Shawn Anderson (1986-87—1989-90)	113	6	26	32	66	37
Mikael Andersson (1985-86—1988-89)	99	4	33	37	18	14
Paul Andrea (1970-71)	47	11	21	32	4	21
Dave Andreychuk (1982-83—1992-93; 2000-01)	837	368	436	804	596	25,29,52
Scott Arnie (1986-87—1989-90)	295	64	74	138	243	9
Mark Astley (1993-94—1995-96)	75	4	19	23	92	21,33
Steve Atkinson (1970-71—1973-74)	255	49	47	96	96	19
Donald Audette (1990-91—1997-98; 2000-01)	421	166	131	297	335	28,45
B						
Terry Ball (1970-71—1971-72)	12	0	1	1	6	21,28
Matthew Barnaby (1992-93—1998-99)	317	47	79	126	1248	36
Stu Barnes (1998-99—2002-03)	310	67	105	172	98	41
Tom Barraso (1983-84—1988-89)	266	0	17	17	182	30
Doug Barrie (1970-71—1971-72)	102	6	28	34	213	5
Milan Bartovic (2002-03)	3	1	0	1	0	15
Martin Biron (1995-96; 1998-99 — 2002-03)	194	0	2	2	12	00,43
James Black (1993-94)	2	0	0	0	0	40
John Blue (1995-96)	5	0	0	0	0	1
Doug Bodger (1988-89—1995-96)	479	54	233	287	506	8
Mike Boland (1978-79)	22	1	2	3	29	15
Jason Botterill (2002-03)	17	1	4	5	14	28
Phillipe Boucher (1992-93—1994-95)	65	7	16	23	43	24,4
Eric Boulton (2000-01—2002-03)	128	4	10	14	401	26
Bob Boughner (1995-96—1997-98)	177	2	11	13	494	6,46,4
Ken Breitenbach (1975-76—1976-77; 1978-79)	68	1	13	14	49	23,26
Daniel Briere (2002-03)	14	7	5	12	12	48
Gary Bromley (1973-74—1975-76)	63	0	4	4	4	24,28,29
Curtis Brown (1994-95—2002-03)	474	100	131	231	258	37
Greg Brown (1990-91; 1992-93)	49	1	3	4	41	15,9
Paul Brydges (1986-87)	15	2	2	4	6	16
Randy Burridge (1995-96—1997-98)	159	39	60	99	50	12
Ron Busniuk (1972-73—1973-74)	6	0	3	3	13	21,24
Mike Byers (1971-72)	46	9	7	16	12	12
C						
Brian Campbell (1999-00—2002-03)	114	6	24	30	38	51
Keith Carney (1991-92—1993-94)	51	4	9	13	77	6,26
Larry Carriere (1972-73—1974-75; 1977-78)	206	9	43	52	284	5,23
Peter Ciavaglia (1991-92—1992-93)	5	0	0	0	0	12
Jacques Cloutier (1981-82—1982-83; 1984-85—1988-89)	144	0	7	7	29	1,29
Real Cloutier (1983-84—1984-85)	82	24	36	60	25	8
Rob Conn (1995-96)	28	2	5	7	18	25
Tim Connolly (2001-02 — 2002-03)	162	22	48	70	66	18
Bob Corkum (1989-90; 1991-92—1992-93; 2001-02)	106	10	9	19	73	19,42,29
Adam Creighton (1983-84—1988-89)	172	40	60	100	196	15,34,38
Roger Crozier (1970-71—1975-76)	202	0	3	3	24	1
Randy Cunneyworth (1980-82; 1998-99)	35	4	6	10	49	7,19,23,17
Brian Curran (1990-91—1991-92)	20	0	1	1	57	39,41
Paul Cyr (1982-83—1987-88)	342	85	111	196	454	8,18
D						
Joe Daley (1970-71)	38	0	1	1	12	30
Mal Davis (1982-83—1985-86)	89	29	22	51	34	25,29
Jason Dawe (1993-94—1997-98)	290	79	79	158	132	17,43
Butch Deadmarsh (1970-71—1972-73)	56	2	2	4	39	8,9,16,24



ALL-TIME INDIVIDUAL SCORING - REGULAR SEASON

Dale DeGray (1989-90)	6	0	0	0	6	28
Gerry Desjardins (1974-75—1977-78)	116	0	1	1	4	30
Gord Donnelly (1991-92—1993-94)	134	5	11	16	557	34
Mike Donnelly (1987-88—1989-90)	74	11	16	27	62	7,16,24
Tom Draper (1991-92—1992-93)	37	0	3	3	4	35
Dave Dryden (1970-71—1973-74)	120	0	2	2	4	28,30
Rick Dudley (1972-73—1974-75;1978-79—1980-81)	279	70	94	164	264	9,17
Dick Duff (1970-71—1971-72)	61	9	15	24	12	8,20
J.P. Dumont (2000-01—2002-03)	231	60	70	130	140	17
Richie Dunn (1977-78—1981-82;1985-86—1988-89)	327	27	105	132	235	3,21,26,29
Steve Dykstra (1985-86—1987-88)	128	5	23	28	378	4,42

Player (Seasons)	GP	G	A	PTS	PIM	Unif. No.
Jeff Eatough (1981-82)	1	0	0	0	0	19
Don Edwards (1976-77—1981-82)	307	0	11	11	32	1,29
Darren Eliot (1988-89)	2	0	0	0	0	34
Brian Engblom (1985-86)	30	1	4	5	16	28
Bob Errey (1992-93)	8	1	3	4	4	12
Bob Essensa (2001-02)	9	0	0	0	0	31
Chris Evans (1971-72)	61	6	18	24	98	24

Player (Seasons)	GP	G	A	PTS	PIM	Unif. No.
Rocky Farr (1972-73—1974-75)	19	0	0	0	2	28,30
Dave Fenyves (1982-83—1986-87)	148	2	27	29	87	8,31
Mark Ferner (1986-87;1988-89)	15	0	3	3	11	28,29
Ron Fischer (1981-82—1982-83)	18	0	7	7	6	6,23,28
Rory Fitzpatrick (2001-02—2002-03)	41	1	3	3	30	8
Reg Fleming (1970-71)	78	6	10	16	159	9
Lee Fogolin (1974-75—1978-79;1986-87)	338	8	70	78	432	5,33
Mike Foligno (1981-82—1990-91)	664	247	264	511	1450	17
Lou Franceschetti (1990-91—1991-92)	36	1	8	9	26	15,37,34
Grant Fuhr (1992-93—1994-95)	64	0	4	4	26	31

Player (Seasons)	GP	G	A	PTS	PIM	Unif. No.
Jody Gage (1985-86;1987-88;1991-92)	18	3	3	6	2	12,14,33
Garry Galley (1994-95—1996-97)	163	15	87	102	193	3
Paul Gardner (1985-86)	2	0	0	0	0	28
Danny Gare (1974-75—1981-82)	503	267	233	500	686	18
Paul Gaustad (2002-03)	1	0	0	0	0	60
Clark Gillies (1986-87—1987-88)	86	15	19	34	132	39,90
Jere Gillis (1982-83)	3	0	0	0	0	25
Doug Gilmour (1999-00—2000-01)	82	10	45	55	82	93
Viktor Gordiuk (1992-93;1994-95)	26	3	8	11	0	9
John Gould (1971-72—1973-74;1979-80)	92	14	12	26	13	17,21,23,24
Phil Goyette (1970-71—1971-72)	97	18	67	85	20	10
Jean-Luc Grand-Pierre (1998-99—1999-00)	27	0	1	1	32	34
Chris Gratton (1999-00—2002-03)	244	50	81	131	278	77
Norm Gratton (1972-73—1974-75)	102	15	23	38	30	9,14
Michal Grosek (1995-96—1999-00)	308	62	98	160	299	18
Francois Guay (1989-90)	1	0	0	0	0	43
Jocelyn Guevremont (1974-75—1978-79)	326	38	130	168	189	3,22

Player (Seasons)	GP	G	A	PTS	PIM	Unif. No.
Richard Hajdu (1985-86—1986-87)	5	0	0	0	4	8,28
Bill Hajt (1973-74—1986-87)	854	42	202	244	433	24
Bob Halkidis (1984-85—1988-89)	89	2	14	16	315	18,19
Kevin Haller (1989-90—1991-92)	81	7	23	30	95	7,15
Denis Hamel (1999-00—2002-03)	130	13	9	22	67	55
Gilles Hamel (1980-81—1985-86)	365	92	114	206	215	9,17,18
Al Hamilton (1970-71—1971-72)	145	6	58	64	176	6
Dave Hannan (1991-92—1995-96)	249	23	56	79	206	41,14
Hugh Harris (1972-73)	60	12	26	38	17	21
Paul Harrison (1981-82)	6	0	0	0	2	30
Mike Hartman (1986-87—1990-91)	225	34	25	59	890	20

ALL-TIME INDIVIDUAL SCORING - REGULAR SEASON



Dominik Hasek (1992-93—2000-01)	491	0	13	13	104	39
Dale Hawerchuk (1990-91—1994-95)	342	110	275	385	204	10
Alan Haworth (1980-81—1981-82)	106	37	38	75	64	14
Jochen Hecht (2002-03)	49	10	16	26	30	71
Radoslav Hecl (2002-03)	14	0	0	0	2	21
Steve Heinze (2000-01)	14	5	7	12	8	57
Bob Hess (1981-82)	33	0	8	8	14	23
Randy Hillier (1991-92)	28	0	1	1	48	23
Larry Hillman (1971-72—1972-73)	121	6	35	41	114	5
Jim Hofford (1985-86—1986-87)	17	0	0	0	45	3,33
Benoit Hogue (1987-88—1991-92)	196	45	67	112	273	33
Jason Holland (1998-99—1999-00)	9	0	1	1	8	29,20
Brian Holzinger (1994-95—1999-00)	352	70	97	167	202	19
Tim Horton (1972-73—1973-74)	124	1	22	23	109	2
Ed Hospodar (1987-88)	42	0	1	1	98	24
Doug Houda (1994-95—1995-96; 1999-00—2002-03)	68	2	5	7	134	20,6
Bill Houlder (1990-91—1992-93)	32	4	7	11	18	23,37,47
Phil Housley (1982-83—1989-90)	608	178	380	558	386	6
Charlie Huddy (1994-95—1996-97)	85	7	9	16	95	22
Brent Hughes (1995-96)	76	5	10	15	148	17
Pat Hughes (1985-86)	50	4	9	13	25	26
Mike Hurlbut (1997-98—1999-00)	5	0	0	0	4	21

Player (Seasons)	GP	G	A	PTS	PIM	Unif. No.
Billy Inglis (1970-71)	14	0	1	1	6	8
Randy Ireland (1978-79)	2	0	0	0	0	30

Player (Seasons)	GP	G	A	PTS	PIM	Unif. No.
Dane Jackson (1995-96)	22	5	4	9	41	24,29
Jim Jackson (1987-88)	5	2	0	2	0	8
Val James (1981-82)	7	0	0	0	16	26,29,30
Doug Janik (2002-03)	6	0	0	0	2	33
Grant Jennings (1995-96)	6	0	0	0	28	4
Calle Johansson (1987-88—1988-89)	118	6	49	55	70	3
Timo Jutila (1984-85)	10	1	5	6	13	4
Joe Juneau (1998-99)	9	1	1	2	2	90

Player (Seasons)	GP	G	A	PTS	PIM	Unif. No.
Trent Kaese (1988-89)	1	0	0	0	0	39
Dmitri Kalinin (1999-00—2002-03)	206	14	42	56	125	45
Larry Keenan (1970-71—1971-72)	66	9	20	29	8	21,26
Dean Kennedy (1989-90—1990-91)	144	6	20	26	172	26
Yuri Khmylev (1992-93—1995-96)	254	63	87	150	131	13
Jerry Korab (1973-74—1979-80;1983-84—1984-85)	537	67	216	283	870	4,44
Jim Korn (1986-87)	52	4	10	14	158	4,34
Ales Kotalik (2001-02—2002-03)	81	22	17	39	32	20,12
Joe Kowal (1976-77—1977-78)	22	0	5	5	13	27
Vyacheslav Kozlov (2001-02)	38	9	13	22	16	13
Skip Krake (1970-71)	74	4	5	9	68	12
Jaroslav Kristek (2002-2003)	6	0	0	0	0	29
Uwe Krupp (1986-87—1991-92)	327	25	78	103	386	4,40
Paul Kruse (1997-98—1999-00)	66	4	1	5	206	24,29
Tom Kurvers (1986-87)	55	6	17	23	24	28

Player (Seasons)	GP	G	A	PTS	PIM	Unif. No.
Francois Lacombe (1970-71)	1	0	1	1	2	19
Norm Lacombe (1984-85—1986-87)	84	12	18	30	46	32
Pat LaFontaine (1991-92—1996-97)	268	158	227	385	207	16
Jean-Guy Lagace (1970-71)	3	0	0	0	2	21
Yvon Lambert (1981-82)	77	25	39	64	38	15



ALL-TIME INDIVIDUAL SCORING - REGULAR SEASON

Chris Langevin (1983-84;1985-86)	22	3	1	4	22	15
Reed Larson (1989-90)	1	0	0	0	0	55
Danny Lawson (1971-72)	78	10	6	16	15	9
Real Lemieux (1973-74)	11	1	1	2	4	16
Grant Ledyard (1988-89—1992-93)	240	18	71	89	181	3
Don Lever (1985-86—1986-87)	39	10	3	13	10	8,20
David Littman (1990-91—1991-92)	2	0	0	0	0	1,34
Darcy Loewen (1989-90—1991-92)	12	0	0	0	14	36
Bob Logan (1986-87—1987-88)	38	10	5	15	0	26
Jim Lorentz (1971-72—1977-78)	487	134	197	331	126	8
Don Luce (1971-72—1980-81)	766	216	310	526	304	14,20
Jan Ludvig (1987-88—1988-89)	26	1	8	9	104	36
Steve Ludzik (1989-90)	11	0	1	1	6	14
M						
Player (Seasons)	GP	G	A	PTS	PIM	Unif. No.
Doug MacDonald (1992-93—1994-95)	11	1	0	1	2	44
Kevin Maguire (1987-88—1989-90)	167	18	25	43	518	19
Adam Mair (2002-03)	79	6	11	17	146	22
Mikko Makela (1990-91)	60	15	7	22	25	42
Clint Malarchuk (1988-89—1991-92)	102	0	6	6	41	30
Dave Maloney (1984-85)	52	1	21	22	41	26
Don Marshall (1970-71)	62	20	29	49	6	22
Rick Martin (1971-72—1980-81)	681	382	313	695	475	7,8,9
Terry Martin (1975-76—1978-79)	148	20	22	42	50	25
Brad May (1991-92—1997-98)	425	67	89	156	1323	10,48,27
Gary McAdam (1975-76—1978-79;1982-83)	227	40	45	85	76	12,15,32
Rob McClanahan (1979-80—1980-81)	66	5	17	22	38	15
Dale McCourt (1981-82—1983-84)	119	41	56	97	22	7
Brian McDonald (1970-71)	12	0	0	0	29	20
Paul McIntosh (1974-75—1975-76)	47	0	2	2	66	3
Ray McKay (1971-72—1972-73)	40	0	3	3	18	22,24
Jay McKee (1995-96—2002-03)	464	10	67	77	372	38,74
Tony McKegney (1978-79—1982-83)	363	127	141	268	117	8
Sean McKenna (1981-82—1985-86)	237	56	53	109	120	12,19,23
Dave McLlwain (1991-92)	5	0	0	0	2	20
Mike McMahan (1970-71)	12	0	0	0	0	4
Sean McMorrow (2002-03)	1	0	0	0	0	23
Peter McNab (1973-74—1975-76)	154	49	59	108	26	16,22,24
Bryan McSheffrey (1974-75)	3	0	0	0	0	15
Don McSween (1987-88;1989-90)	9	0	1	1	12	32,39
Gerry Meehan (1970-71—1974-75)	306	94	114	208	60	15
Dean Melanson (1994-95)	5	0	0	0	4	3
Scott Metcalfe (1987-88—1989-90)	17	1	2	3	18	12,32,34
Larry Mickey (1971-72—1974-75)	117	20	14	34	65	12,21
Brad Miller (1988-89—1991-92)	63	1	4	5	265	42,44
Ryan Miller (2002-2003)	15	0	0	0	0	30
Norm Milley (2001-02—2003-03)	13	0	3	3	6	19
Alexander Mogilny (1989-90—1994-95)	381	211	233	444	203	89
Mike Moller (1980-81—1984-85)	127	13	27	40	41	9,14,29
Mike Moller (1991-92—1993-94)	126	5	20	25	296	24
Mitch Moller (1989-90)	2	0	0	0	10	40
Bob Mongrain (1979-80—1981-82;1983-84—1984-85)	70	11	11	22	12	8,25,32
Barrie Moore (1995-96—1996-97)	34	2	6	8	18	38,37
David Moravec (1999-00)	1	0	0	0	0	64
Craig Muni (1993-94—1995-96)	160	2	18	20	167	5
Hap Myers (1970-71)	13	0	0	0	6	25
Phil Myre (1982-83)	5	0	0	0	2	33
N						
Player (Seasons)	GP	G	A	PTS	PIM	Unif. No.
Mark Napier (1986-87—1988-89)	128	26	30	56	41	65
Rumun Ndur (1996-97—1997-98)	3	0	0	0	4	40
Scott Nichol (1995-96;1997-98)	5	0	0	0	14	45
Joe Norris (1973-74)	18	0	0	0	2	23
Mika Noronen (2000-01—2002-03)	28	0	0	0	2	35

ALL-TIME INDIVIDUAL SCORING - REGULAR SEASON



O						
Player (Seasons)	GP	G	A	PTS	PIM	Unif. No.
Gates Orlando (1984-85—1986-87)	98	18	26	44	51	23
Kevin O'Shea (1970-71—1971-72)	93	10	13	23	52	18
P-Q						
Player (Seasons)	GP	G	A	PTS	PIM	Unif. No.
Wilf Paiement (1986-87)	56	20	17	37	108	27
Jeff Parker (1986-87—1989-90)	137	16	19	35	161	28,29
Greg Paslawski (1990-91)	12	2	1	3	4	12
James Patrick (1998-99—2002-03)	290	19	44	63	92	3
Steve Patrick (1980-81—1984-85)	152	21	34	55	125	26
Colin Patterson (1991-92—1992-93)	88	8	10	18	52	17
Scott Pearson (1994-95—1995-96)	41	6	1	7	87	33,29
Michael Peca (1995-96—1999-00)	363	96	121	217	352	27
Gil Perreault (1970-71—1986-87)	1191	512	814	1326	500	11
Brian Perry (1970-71)	1	0	0	0	0	19
Brent Peterson (1981-82—1984-85)	265	43	63	106	180	20
Sergei Petrenko (1993-94)	15	0	4	4	0	15
Domenic Pittis (1998-99—1999-00)	11	1	0	1	8	83,12,28
Derek Plante (1993-94—1997-98)	354	87	134	221	114	26
Larry Playfair (1978-79—1985-86;1988-89—1989-90)	577	24	76	100	1390	27,40
Tracy Pratt (1970-71—1973-74)	210	2	39	41	399	3,4
Wayne Presley (1991-92—1994-95)	202	48	32	80	297	18
Ken Priestlay (1986-87—1989-90)	117	25	25	50	59	12,56
Wayne Primeau (1994-95—1999-00)	225	19	25	44	227	22,76
Daren Puppa (1985-86—1992-93)	215	0	14	14	30	31,35
Taylor Pyatt (2001-02—2002-03)	126	24	24	48	73	24
R						
Player (Seasons)	GP	G	A	PTS	PIM	Unif. No.
Craig Ramsay (1971-72—1984-85)	1070	252	420	672	201	10,25
Mike Ramsey (1979-80—1992-93)	911	73	256	329	924	5,23
Wayne Ramsey (1977-78)	2	0	0	0	0	32
Erik Rasmussen (1997-98—2001-02)	281	33	46	79	179	9
Rob Ray (1989-90—2002-03)	888	40	50	90	3189	32
Joe Reekie (1985-86—1988-89)	104	3	15	18	190	27,31,55
Mark Renaud (1983-84)	10	1	3	4	6	4
Jacques Richard (1975-76—1976-77;1978-79)	155	24	38	62	73	9
Bob Richer (1972-73)	3	0	0	0	0	17
Rene Robert (1971-72—1978-79)	524	222	330	552	401	7,14,23
Geordie Robertson (1982-83)	5	1	2	3	7	15
Mike Robitaille (1971-72—1974-75)	170	8	46	54	122	3
Dwayne Roloson (1998-99—1999-00)	32	0	0	0	0	30
Doug Rombough (1972-73—1973-74)	51	8	9	17	27	22
Ed Ronan (1996-97)	18	1	4	5	11	5
Lindy Ruff (1979-80—1988-89)	608	102	183	285	1126	22
Phil Russell (1985-86—1986-87)	18	2	5	7	24	26
Christian Ruutu (1986-87—1991-92)	438	101	220	331	483	21
S						
Player (Seasons)	GP	G	A	PTS	PIM	Unif. No.
Geoff Sanderson (1997-98—1999-00)	168	29	36	65	64	80,8
Cory Sarich (1998-99—1999-00)	46	0	4	4	35	6
Miroslav Satan (1996-97—2002-03)	496	195	204	399	203	18,81
Bob Sauve (1976-77—1984-85)	246	0	8	8	20	28
Jean-Francois Sauve (1980-81—1982-83)	98	24	49	73	67	9,21
Joel Savage (1990-91)	3	0	1	1	0	38
Andre Savard (1976-77—1982-83)	467	130	175	305	221	12
Cliff Schmutz (1970-71)	26	5	7	12	10	7
Ron Schock (1977-78)	40	4	4	8	0	21
Jim Schoenfeld (1972-73—1981-82;1984-85)	584	45	183	228	1025	6,13
Dave Schultz (1978-79—1979-80)	41	3	3	6	114	21

**ALL-TIME INDIVIDUAL SCORING - REGULAR SEASON**

Ric Selling (1977-78—1985-86)	664	176	200	376	524	16
Jiri Sejba (1990-91)	11	0	2	2	8	23
Anatoli Semenov (1996-97)	25	2	4	6	2	93
Eddie Shack (1970-71—1971-72)	106	36	31	67	127	23
Darrin Shannon (1988-89—1991-92)	55	10	14	24	16	16,26
Darryl Shannon (1995-96—1998-99)	255	12	56	68	240	8,29
Ray Sheppard (1987-88—1989-90)	159	64	50	114	29	23
Steve Shields (1995-96—1997-98)	31	0	0	0	23	31
Todd Simon (1993-94)	15	0	1	1	0	17
Craig Simpson (1993-94—1994-95)	45	12	15	27	34	17,22
Richard Smehlik (1992-93—1994-95; 1996-97—2001-02)	589	47	135	182	399	42
Al Smith (1975-76—1976-77)	21	0	0	0	0	31
Derek Smith (1976-77—1981-82)	244	65	98	163	38	16,17,19,26
Doug Smith (1985-86—1987-88)	162	35	54	89	296	15
Floyd Smith (1970-71—1971-72)	83	6	12	18	48	17
Steve Smith (1988-89)	3	0	0	0	0	24
Dave Snuggerud (1989-90—1991-92)	215	26	46	72	109	18
Brian Spencer (1973-74—1976-77)	240	42	72	114	206	21
Bill Stewart (1977-78—1978-79)	81	3	17	20	116	3
Fred Stanfield (1974-75—1977-78)	248	42	73	115	16	17,19
Robb Stauber (1994-95)	6	0	0	0	0	35
Kai Suikkanen (1981-82—1982-83)	2	0	0	0	0	20,23
Ken Sutton (1990-91—1994-95)	232	18	60	78	223	41
Petr Svoboda (1991-92—1994-95)	139	5	49	54	260	7
Bob Sweeney (1992-93—1994-95)	185	37	44	81	230	20,33
Dean Sylvester (1998-99)	1	0	0	0	0	46
T-U						
Player (Seasons)	GP	G	A	PTS	PIM	Unif. No.
Jean-Guy Talbot (1970-71)	57	0	7	7	36	24
Henrik Tallinder (2001-02—2002-03)	48	3	10	13	28	10
Tony Tanti (1990-91—1991-92)	80	16	23	39	106	19
Chris Taylor (1999-00—2002-03)	36	2	6	8	10	16
Paul Terbenche (1970-71—1973-74)	118	2	19	21	20	3,18,23
Scott Thomas (1992-93—1993-94)	39	3	3	6	23	21
Alex Tidey (1976-77—1977-78)	3	0	0	0	0	19,26
Morris Titanic (1974-75—1975-76)	19	0	0	0	0	19
Doug Trapp (1986-87)	2	0	0	0	0	19
Andrei Trefilov (1995-96—1996-97)	25	0	0	0	4	30
Denis Tsygurov (1993-94—1994-95)	12	0	0	0	12	29
Vladimir Tsyplakov (1999-00—2000-01)	70	13	20	33	20	29
John Tucker (1983-84—1990-91)	345	116	154	270	142	7
Pierre Turgeon (1987-88—1991-92)	322	122	201	323	119	77
V						
Player (Seasons)	GP	G	A	PTS	PIM	Unif. No.
Rick Vaive (1988-89—1991-92)	190	74	62	136	226	12,22
John Van Boxmeer (1979-80—1982-83)	294	49	166	215	239	4,5
Vaclav Varada (1995-96—2002-03)	376	46	98	144	326	9,25
Claude Verret (1983-84—1984-85)	14	2	5	7	2	21
Hannu Virta (1981-82—1985-86)	245	25	101	126	66	3,23
W-Y						
Player (Seasons)	GP	G	A	PTS	PIM	Unif. No.
Darcy Wakaluk (1988-89;1990-91)	22	0	0	0	2	35
Jim Walsh (1981-82)	4	0	1	1	4	28
Dixon Ward (1995-96—1999-00)	307	56	80	136	169	15,17
Rhett Warrenner (1998-99—2002-03)	266	9	33	42	363	4
Jim Watson (1970-71—1971-72)	144	4	15	19	248	2
Jay Wells (1989-90—1991-92)	85	3	12	15	243	24
Jim Wiemer (1983-84—1984-85)	74	8	17	25	52	19
Mike Wilson (1995-96—1998-99)	231	11	23	34	187	4,34
Randy Wood (1991-92—1993-94)	236	60	57	117	213	19,15
Jason Woolley (1997-98—2002-03)	365	40	125	165	258	5
Randy Wroozub (1970-71—1973-74)	100	8	10	18	10	14,16,24,26

**ALL-TIME INDIVIDUAL SCORING - REGULAR SEASON**

Z	GP	G	A	PTS	PIM	Unif. No.
Player (Seasons)						
Rod Zaine (1971-72)	24	2	1	3	4	14,22
Alexei Zhitnik (1994-95—2002-03)	644	51	210	261	720	4,44

Any player who took part in at least one Sabres regular season game in his career is listed. Eight players dressed but never played a game for Buffalo: #27 - Tim Regan (1973-74), #31 - Jim Weaver (1978-79), #30 - Jari Paavola (1981-82), #35 - Mike Craig (1984-85), #34 - Kenton Rein (1987-88), #33 - Bill Pye (1992-93), #30 - Markus Ketterer (1993-94 & 1994-95), and #68 - Scott Buhler (1996-97). #00 - Martin Biron served as backup goaltender and did not play (3 times in 1996-97, 1 time in 1997-98). Michel Deziel is the only Sabre to have played in a playoff game without participating in a regular season game.

ALL-TIME GOALTENDERS STATISTICS

GOALTENDER	GP	MINS	GA	SO	AVG.	W	L	T
Dominik Hasek	491	28,664	1062	55	2.22	234	172	70
Martin Biron	194	10,801	435	15	2.42	75	85	20
Mika Noronen	28	1,517	64	1	2.53	10	12	4
Ryan Miller	15	912	40	1	2.63	6	8	1
Dwayne Roloson	32	1588	74	1	2.79	7	15	5
Gerry Desjardins	116	6802	319	5	2.81	66	30	18
Don Edwards	307	17969	869	14	2.90	156	83	61
Steve Shields	31	1649	80	0	2.91	7	14	6
Bob Essensa	9	350	17	0	2.91	0	5	0
Dave Dryden	120	6440	328	5	3.06	43	45	20
Bob Sauve	246	14063	752	7	3.20	113	76	39
Gary Bromley	63	2334	184	4	3.20	29	17	14
Roger Crozier	202	10980	591	10	3.23	74	76	29
Tom Barrasso	266	15463	843	13	3.28	124	102	28
Tom Draper	37	2067	116	1	3.37	15	15	5
Al Smith	21	1105	62	0	3.37	9	6	2
Clint Malarchuk	102	5692	323	2	3.40	39	39	16
Daren Pappa	215	11763	668	5	3.41	96	68	28
Rocky Farr	19	722	42	0	3.49	2	6	8
John Blue	5	255	15	0	3.53	2	2	0
Andrei Trefilov	25	1253	74	0	3.54	8	10	1
Darcy Wakaluk	22	844	50	0	3.55	5	8	3
Grant Fuhr	64	3600	216	2	3.60	25	29	5
Paul Harrison	6	229	14	0	3.67	2	1	1
Joe Daley	38	2073	128	1	3.70	12	16	8
Jacques Cloutier	144	7452	459	1	3.70	50	58	15
Robb Stauber	6	317	20	0	3.79	2	3	0
Phil Myre	5	300	21	0	4.20	3	2	0
David Littman	2	96	7	0	4.37	0	1	0
Randy Ireland	2	30	3	0	6.00	0	0	0
Darren Eliot	2	67	7	0	6.27	0	0	0



ALL-TIME UNIFORM NUMBERS

NO.	PLAYER
00	Martin Biron
1	John Blue, David Littman, Jacques Cloutier, Don Edwards, Roger Crozier
2	Tim Horton, Jim Watson
3	James Patrick, Garry Galley, Dean Melanson, Grant Ledyard, Calle Johansson, Jim Hofford, Richie Dunn, Hannu Virta, Bill Stewart, Paul McIntosh, Jocelyn Guevremont, Mike Robitaille, Paul Terbenche, Tracy Pratt
4	Rhett Warrenner, Mike Wilson, Bob Boughner, Grant Jennings, Alexei Zhitnik, Philippe Boucher, Uwe Krupp, Steve Dykstra, Jim Korn, Jerry Korab, Timo Jutila, Mark Renaud, John Van Boxmeer, Tracy Pratt, Mike McMahon
5	Jason Woolley, Ed Ronan, Craig Muni, Mike Ramsey, John Van Boxmeer, Lee Fogolin, Larry Carriere, Larry Hillman, Doug Barrie
6	Cory Sarich, Bob Boughner, Doug Houda, Keith Carney, Phil Housley, Ron Fischer, Jim Schoenfeld, Al Hamilton
7	Petr Svoboda, Kevin Haller, John Tucker, Mike Donnelly, Dale McCourt, Randy Cunneyworth, Rick Martin, Rene Robert, Cliff Schmutz
8	Rory Fitzpatrick, Geoff Sanderson, Darryl Shannon, Doug Bodger, Jim Jackson, Paul Cyr, Richard Hajdu, Don Lever, Dave Fenyves, Bob Mongrain, Real Cloutier, Tony McKegney, Jim Lorentz, Rick Martin, Dick Duff, Butch Deadmarsh, Bill Inglis
9	Erik Rasmussen, Vaclav Varada, Viktor Gordioug, Greg Brown, Scott Arniel, Gilles Hamel, Mike Moller, J.F. Sauve, Rick Dudley, Jacques Richard, Norm Gratton, Rick Martin, Butch Deadmarsh, Danny Lawson, Reggie Fleming
10	Henrik Tallinder, Brad May, Dale Hawerchuk, Craig Ramsay, Phil Goyette
11	Gilbert Perreault
12	Ales Kotalik, Domenic Pittis, Randy Burridge, Peter Ambroziak, Bob Errey, Peter Ciavaglia, Greg Paslawski, Scott Metcalfe, Rick Vaive, Ken Priestley, Jody Gage, Sean McKenna, Andre Savard, Gary McAdam, Larry Mickey, Mike Byers, Skip Krake
13	Vyacheslav Kozlov, Yuri Khmylev, Jim Schoenfeld
14	Dave Hannan, Jody Gage, Steve Ludzik, Mikael Andersson, Mike Moller, Alan Haworth, Rene Robert, Norm Gratton, Don Luce, Rod Zaine, Randy Wroozub
15	Milan Bartovic, Dixon Ward, Sergei Petrenko, Greg Brown, Randy Wood, Lou Franceschetti, Kevin Haller, Doug Smith, Chris Langevin, Adam Creighton, Geordie Robertson, Yvon Lambert, Rob McClanahan, Mike Boland, Gary McAdam, Michel Deziel, Bryan McSheffrey, Gerry Meehan
16	Chris Taylor, Pat LaFontaine, Darrin Shannon, Mike Donnelly, Paul Brydges, Ric Seiling, Derek Smith, Peter McNab, Real Lemieux, Randy Wroozub, Ron Anderson, Butch Deadmarsh
17	J.P. Dumont, Randy Cunneyworth, Dixon Ward, Jason Dawe, Brent Hughes, Craig Simpson, Todd Simon, Colin Patterson, Mike Foligno, Gilles Hamel, John Gould, Rick Dudley, Derek Smith, Fred Stanfield, Bob Richer, Floyd Smith
18	Tim Connolly, Miroslav Satan, Michal Grosek, Wayne Presley, Dave Snuggerud, Bob Halkidis, Paul Cyr, Gilles Hamel, Danny Gare, Paul Terbenche, Kevin O'Shea
19	Norm Milley, Brian Holzinger, Randy Wood, Tony Tanti, Kevin Maguire, Bob Corkum, Doug Trapp, Bob Halkidis, Jim Wiemer, Sean McKenna, Jeff Eatough, Randy Cunneyworth, Derek Smith, Alex Tidey, Morris Titanic, Fred Stanfield, Steve Atkinson, Francois Lacombe, Brian Perry
20	Ales Kotalik, Jason Holland, Doug Houda, Bob Sweeney, Dave McLlwain, Mike Hartman, Don Lever, Brent Peterson, Kai Suikkanen, Don Luce, Dick Duff, Brian McDonald
21	Radoslav Hecl, Mike Hurlbut, Mark Astley, Scott Thomas, Christian Ruuttu, Richie Dunn, Claude Verret, J.F. Sauve, Dave Schultz, Ron Schock, Brian Spencer, Ron Busniuk, John Gould, Hugh Harris, Terry Ball, Larry Mickey, Larry Keenan, Paul Andrea, Jean-Guy Lagace
22	Adam Mair, Wayne Primeau, Charlie Huddy, Craig Simpson, Rick Vaive, Lindy Ruff, Jocelyn Guevremont, Peter McNab, Doug Rombough, Ray McKay, Rod Zaine, Don Marshall
23	Sean McMorrow, Bill Houlder, Randy Hillier, Jiri Sejba, Ray Sheppard, Gates Orlando, Kai Suikkanen, Ron Fischer, Hannu Virta, Sean McKenna, Bob Hess, Randy Cunneyworth, Mike Ramsey, Ken Breitenbach, Larry Carriere, Joe Noris, Eddie Shack, John Gould, Rene Robert, Paul Terbenche

ALL-TIME UNIFORM NUMBERS



24	Taylor Pyatt, Paul Kruse, Dane Jackson, Philippe Boucher, Randy Moller, Jay Wells, Mike Donnelly, Steve Smith, Ed Hospodar, Bill Hajt, Gary Bromley, Peter McNab, Randy Wroozub, John Gould, Ron Busniuk, Chris Evans, Ray McKay, Jean-Guy Talbot, Butch Deadmarsh
25	Vaclav Varada, Rob Conn, Dave Andreychuk, Mal Davis, Jere Gillis, Bob Mongrain, Terry Martin, Craig Ramsay, Hap Myers, Brian Perry
26	Eric Boulton, Derek Plante, Keith Carney, Dean Kennedy, Darrin Shannon, Richie Dunn, Bob Logan, Phil Russell, Pat Hughes, Dave Maloney, Steve Patrick, Val James, Ken Breitenbach, Alex Tidey, Derek Smith, Randy Wroozub, Larry Keenan
27	Michael Peca, Brad May, Larry Playfair, Joe Reekie, Wilf Paiement, Joe Kowal
28	Jason Botterill, Donald Audette, Domenic Pittis, Dale DeGray, Mark Ferner, Jeff Parker, Tom Kurvers, Brian Engblom, Richard Hajdu, Paul Gardner, Bob Sauve, Ron Fischer, Jim Walsh, Gary Bromley, Rocky Farr, Dave Dryden, Terry Ball
29	Jaroslav Kristek, Bob Corkum, Vladimir Tsyplakov, Jason Holland, Paul Kruse, Darryl Shannon, Dane Jackson, Scott Pearson, Denis Tsygurov, Jeff Parker, Richie Dunn, Mark Ferner, Jeff Parker, Mal Davis, Dave Andreychuk, Jacques Cloutier, Val James, Mike Moller, Don Edwards, Gary Bromley
30	Ryan Miller, Dwayne Roloson, Andrei Trefilov, Clint Malarchuk, Tom Barrasso, Paul Harrison, Val James, Randy Ireland, Gerry Desjardins, Rocky Farr, Dave Dryden, Joe Daley
31	Bob Essensa, Steve Shields, Grant Fuhr, Daren Pappa, Joe Reekie, Dave Fenyves, Al Smith
32	Rob Ray, Scott Metcalfe, Don McSween, Norm Lacombe, Bob Mongrain, Gary McAdam, Wayne Ramsey
33	Doug Janik, Scott Pearson, Mark Astley, Bob Sweeney, Benoit Hogue, Jody Gage, Lee Fogolin, Jim Hofford, Phil Myre
34	Peter Skudra, Jean-Luc Grand-Pierre, Mike Wilson, Gord Donnelly, David Littman, Lou Franceschetti, Darren Eliot, Scott Metcalfe, Jim Korn, Adam Creighton
35	Mika Noronen, Robb Stauber, Tom Draper, Darcy Wakaluk, Daren Pappa
36	Matthew Barnaby, Darcy Loewen, Jan Ludvig
37	Curtis Brown, Barrie Moore, Curtis Brown, Lou Franceschetti, Bill Houlder, Shawn Anderson
38	Barrie Moore, Jay McKee, Joel Savage, Adam Creighton
39	Dominik Hasek, Brian Curran, Don McSween, Trent Kaese, Clark Gillies
40	Rumun Ndur, James Black, Mitch Molloy, Larry Playfair, Uwe Krupp
41	Stu Barnes, Dave Hannan, Ken Sutton, Brian Curran
42	Richard Smehlik, Mikko Makela, Bob Corkum, Brad Miller, Steve Dykstra
43	Martin Biron, Jason Dawe, Francois Guay
44	Alexei Zhitnik, Doug Macdonald, Brad Miller, Jerry Korab
45	Dmitri Kalinin, Scott Nichol, Donald Audette
46	Dean Sylvester
47	Bill Houlder
48	Daniel Briere, Brad May
51	Brian Campbell
52	Dave Andreychuk
55	Denis Hamel, Reed Larson, Joe Reekie
56	Ken Priestley
57	Steve Heinze
60	Paul Gaustad
61	Maxim Afinogenov
64	David Moravec
65	Mark Napier
74	Jay McKee
76	Wayne Primeau
77	Chris Gratton, Pierre Turgeon
80	Geoff Sanderson
81	Miroslav Satan
83	Domenic Pittis
89	Alexander Mogilny
90	Joe Juneau, Clark Gillies
93	Doug Gilmour, Anatoli Semenov



BUFFALO SABRES RETIRED NUMBERS

The Buffalo Sabres have retired only four numbers since the franchise's inception in 1970. The first Sabre to have his number retired was Gilbert Perreault (#11) on October 17, 1990. The combination of center Perreault, left wing Rick Martin and right wing Rene Robert was one of the greatest lines in hockey history and without a doubt the best in Buffalo Sabres' history. The three wore the blue and gold together from 1972 to 1979 and were labeled "The French Connection," a name whose familiarity was helped by the 1971 movie of the same name. The trio was honored as Rick Martin (#7) and Rene Robert (#14) joined Perreault in ceremonies to retire the numbers of Buffalo's famed "French Connection" on November 15, 1995. The fourth Sabre to have his number retired was Tim Horton (#2) on January 5, 1996.

#11 Gilbert PERREAULT

Center (1970-71 to 1986)

Career Sabres Totals: 1,191 games played, 512 goals, 814 assists, 1,326 points (regular season)
90 games played, 33 goals, 70 assists, 103 points (playoffs)



Gilbert Perreault can best be described as the "Original Sabre." The NHL Hall of Famer was Buffalo's first-ever draft choice and set the standard for all future Sabres to be measured. Perreault earned the Calder Trophy as the NHL's Rookie of the Year following his inaugural 1970-71 campaign. Even Perreault's uniform number bore the marks of an original Sabre, as it was #11 that came up on the wheel that gave Buffalo the first overall pick in the 1970 draft. Perreault's sportsmanship and outstanding play also helped him capture the Lady Byng Trophy in 1973. One of Perreault's six NHL All-Star games was the 1978 edition in Buffalo when he scored the game-winning goal 3:55 into overtime. He also served as the Sabres' team captain from 1981-82 until his November 1986 retirement. Perreault is a member of the Hockey Hall of Fame, as well as both the Buffalo Sabres and Greater Buffalo Sports Halls of Fame. Perreault is still the team's all-time leader in career (regular season) games played, goals, assists, points and game-winning goals. There was only one number 11 in Buffalo Sabres history and, rightfully so, will never be another.

#7 Rick MARTIN

Left Wing (1971-72 to 1980-81)

Career Sabres Totals: 681 games played, 382 goals, 313 assists, 695 points (regular season)
62 games played, 24 goals, 29 assists, 53 points (playoffs)



Buffalo Sabre fans saw Rick Martin in almost 750 regular season and playoff games between 1971 and 1981. Number seven's career with the Sabres was highlighted by a Stanley Cup Finals appearance in 1974-75. That spring, Martin finished with 52 goals, one of which was the 1,000th in team history. The year prior, on the final night of the 1973-74 campaign, he recorded a hat trick at "The Aud" against St. Louis to become the first player in Sabres' history to record 50 or more goals in one season. Martin even gave the hometown fans a reason to cheer in a game at "The Aud" in which he wasn't even wearing a Sabres' uniform. On January 24, 1978, he scored the tying goal in the 31st NHL All-Star Game with just 1:39 left in regulation time to force overtime. That was just one of seven of the league's showcase games he would appear in during his career. He still holds two single-season Sabres records and is tied for another. In addition, Martin remains in the top three in seven of Buffalo's (regular season) career leaders categories.

#14 Rene ROBERT

Right Wing (1971-72 to 1978-79)

Career Sabres Totals: 524 games played, 222 goals, 330 assists, 552 points (regular season)
47 games played, 22 goals, 17 assists, 39 points (playoffs)



With the warm spring air mixing with "The Aud" ice, Rene Robert skated out of the mist and scored the famous "Fog Goal" by beating Flyers' goalie Bernie Parent in overtime of Game Three of the 1975 Stanley Cup Finals. The historic goal might not have taken place if not for the Sabres' persistence in acquiring Robert. His road to Buffalo started by the Sabres claiming him from Toronto, only to lose the winger to Pittsburgh in the Intra-League draft on June 8, 1971. The Sabres were then able to acquire the final component of "The French Connection" in a trade with the Penguins on March 4, 1972. Robert finished the 1974-75 regular season with 100 points, marking the first time in club annals that a player reached the century mark in points in one season.

BUFFALO SABRES RETIRED NUMBERS



That season, Robert was voted by his teammates as Buffalo's most valuable player. He later recorded another Sabre mark by scoring the 2,000th goal in club history on December 22, 1977. Robert still ranks as Buffalo's fifth all-time assist leader with 330 in his career with the Sabres. Coincidentally, Robert had also once worn number seven in the blue and gold. He played in both the 1973 and 1975 NHL All-Star games.

#2 Tim HORTON

Defense (1972-73 to 1973-74)

Career Sabres Totals: 124 games played, 1 goal, 22 assists, 23 points (regular season)
6 games played, 0 goals, 1 assist, 1 point (playoffs)



Tim Horton skated in the Sabres' blue, white and gold for only two seasons, but the solid defenseman certainly made his mark on the team. Horton came to Buffalo in the Intra-League draft in June of 1972 from Pittsburgh. Following that campaign, proof that he had made an impression on his fourth NHL club (also played for Toronto, N.Y. Rangers and Pittsburgh) came when he was named the recipient of the Memorial Award as the team's most valuable player as voted by his teammates. Today, in honor of the late defenseman, Horton's name is on the Buffalo award presented annually to the player whose performance is far superior to the public recognition he has received (known as the Unsung Hero Award before 1975). Horton saw action in 1,446 NHL regular season games plus 126 more in the postseason. Included in his playing days were eight out of nine complete 70-game seasons played between 1958-59 and 1966-67. Horton was a member of four Stanley Cup winning teams with Toronto and appeared in seven NHL All-Star games. Horton became a member of the Hockey Hall of Fame in 1977 and is also a member of the Buffalo Sabres Hall of Fame.

BUFFALO SABRES HALL OF FAME

The highest honor bestowed by the Buffalo Sabres is induction into the team's Hall of Fame. The Buffalo Sabres Hall of Fame Committee is comprised of: Rick Azar, Larry Felsler, Rick Jeanneret, Jim Kelley, Seymour H. Knox, IV, Wayne Redshaw and Paul Wieland.

Member	Induction	Member	Induction
Frank Christie	1980	Robert O. Swados	1995
Roger Crozier	1980	Ted Darling	1996
George "Punch" Imlach	1980	Seymour H. Knox, III	1996
Tim Horton	1982	Northrup R. Knox	1996
Fred T. Hunt	1982	Jack Gatecliff	1998
David Forman	1986	Larry Playfair	1998
Don Luce	1986	Don Edwards	2000
Craig Ramsay	1986	Bill Hajt	2000
Richard Martin	1989	Wayne Redshaw	2000
Gilbert Perreault	1989	Robert "Rip" Simonick	2000
Rene Robert	1989	Jerry Korab	2001
Danny Gare	1994	Mike Racicot	2001
Jim Schoenfeld	1995	Mike Ramsay	2001



HOCKEY HALL OF FAME

Twelve people with connections to the Buffalo Sabres are members of the Hockey Hall of Fame. Sabres' co-founder Seymour H. Knox, III, along with former Sabre coaches Scotty Bowman, George "Punch" Imlach, Roger Neilson and Marcel Pronovost have all been honored with induction into the Hall of Fame. Joining the previous mentioned are former Sabre players Tim Horton, Gilbert Perreault, Pat LaFontaine, Dale Hawerchuk, Grant Fuhr and Clark Gillies. Long-time team broadcaster Ted Darling was inducted in November of 1994 upon receiving the Foster Hewitt Memorial Award for excellence in broadcasting.

PLAYERS CATEGORY

Member	Induction
Tim Horton	1977
Marcel Pronovost	1978
Gilbert Perreault	1990
Dale Hawerchuk	2001
Clark Gillies	2002
Grant Fuhr	2003
Pat LaFontaine	2003

ELMER FERGUSON MEMORIAL AWARD

(Members of Newspaper Profession)

Member	Induction
Charlie Barton, Buffalo-Courier Express	1985
Dick Johnston, Buffalo News	1986
Jack Gatecliff, St. Catharines Standard	1995

BUILDERS CATEGORY

Member	Induction
George "Punch" Imlach	1984
Scotty Bowman	1991
Seymour H. Knox, III	1993
Roger Neilson	2002

FOSTER HEWITT MEMORIAL AWARD

(Members of Radio & Television Industry)

Member	Induction
Ted Darling	1994

NHL AWARDS & HONORS WON BY SABRES

NHL Awards

Hart Memorial Trophy	Dominik Hasek (1997, 1998)
Art Ross Trophy	None
Calder Memorial Trophy	Gilbert Perreault (1971), Tom Barrasso (1984)
James Norris Memorial Trophy	None
Vezina Trophy	Bob Sauve & Don Edwards (1980), Tom Barrasso (1984) Dominik Hasek (1994, 1995, 1997, 1998, 1999, 2001)
Conn Smythe Trophy	None
Lady Byng Memorial Trophy	Gilbert Perreault (1973)
Frank J. Selke Trophy	Craig Ramsay (1985) Michael Peca (1997)
William M. Jennings Trophy	Tom Barrasso & Bob Sauve (1985) Dominik Hasek & Grant Fuhr (1994), Dominik Hasek (2001)
Lester B. Pearson Award	Dominik Hasek (1997, 1998)
Jack Adams Award	Ted Nolan (1997)
Bill Masterton Memorial Trophy	Don Luce (1975), Pat LaFontaine (1995)
Lester Patrick Trophy	1980 U.S. Olympic Hockey Team (Mike Ramsey & Rob McClanahan, 1980) Seymour H. Knox III & Pat LaFontaine (1997) Rob Ray (1999)
King Clancy Memorial Trophy	Rob Ray (1999)
Presidents' Trophy (Team Award)	None

Sabres to Win Award

- 2002-03** Selected to Eastern Conference All-Star Team: Miroslav Satan
Selected to Future Stars Game at All-Star Game: Ryan Miller, Henrik Tallinder, Taylor Pyatt
Selected as NHL Player of the Week: Miroslav Satan (December 1-7, 2002)
Selected as NHL Rookie of the Month: Ales Kotalik (January 2003)
- 2001-02** Selected to World All-Star Team: Alexei Zhitnik
Selected to Future Stars Game at All-Star Game: Tim Connolly
- 2000-01** Vezina Trophy: Dominik Hasek
William M. Jennings Trophy: Dominik Hasek

NHL AWARDS & HONORS WON BY SABRES



- 1999-00** Selected to World All-Star Team: Miroslav Satan
Selected as NHL Player of the Week: Dominik Hasek (April 3-9, 2000)
Selected as NHL Player of the Week: Martin Biron (November 1-7, 1999)
- 1998-99** Vezina Trophy: Dominik Hasek
King Clancy Trophy: Rob Ray
Official NHL First-Team All-Star Goaltender: Dominik Hasek
Selected to World All-Stars Team for NHL All-Star Game: Dominik Hasek (20 MINS, 4 GA, Starting Goaltender, Leading Votegetter); Alexei Zhitnik
Selected as NHL Player of the Month: Dominik Hasek (December, 1998)
Selected as NHL Player of the Week: Dominik Hasek (Nov. 30- Dec. 6, 1998, December 7-13, 1998, & April 5-11, 1999)
Selected as NHL Player of the Week: Miroslav Satan (February 15-21, 1999 & March 15-21, 1999)
- 1997-98** Hart Trophy: Dominik Hasek
Lester B. Pearson Award: Dominik Hasek
Vezina Trophy: Dominik Hasek
Official NHL First-Team All-Star Goaltender: Dominik Hasek
Selected to World All-Stars Team for NHL All-Star Game: Dominik Hasek (20 MINS, 3 GA, Starting Goaltender)
Selected as NHL Player of the Month: Dominik Hasek (December, 1997 & February, 1998)
Selected as NHL Player of the Week: Dominik Hasek (December 1-7, 1997)
- 1996-97** Adams Award: Ted Nolan
Hart Trophy: Dominik Hasek
Lester B. Pearson Award: Dominik Hasek
Vezina Trophy: Dominik Hasek
Selke Trophy: Michael Peca
Lester Patrick Trophy: Seymour H. Knox III & Pat LaFontaine
Official NHL First-Team All-Star Goaltender: Dominik Hasek
Selected to Eastern Conference Team for NHL All-Star Game: Dominik Hasek (20 MINS, 1 GA)
- 1995-96** Selected to Eastern Conference Team for NHL All-Star Game: Dominik Hasek (20 MINS, 1 GA, Winning Goaltender)
- 1994-95** Bill Masterton Trophy: Pat LaFontaine
Vezina Trophy: Dominik Hasek
Official NHL First-Team All-Star Goaltender: Dominik Hasek
- 1993-94** Jennings Trophy: Dominik Hasek & Grant Fuhr
Vezina Trophy: Dominik Hasek
Official NHL First-Team All-Star Goaltender: Dominik Hasek
Selected to Eastern Conference Team for NHL All-Star Game: Alexander Mogilny
Selected as NHL Co-Player of the Month: Dominik Hasek (December, 1993)
- 1992-93** Elected to Hall of Fame: Seymour H. Knox III
Selected as NHL Co-Player of the Month: Alexander Mogilny (January, 1993)
Official NHL Second-Team All-Star Center: Pat LaFontaine
Official NHL Second-Team All-Star Right Wing: Alexander Mogilny
Selected to Wales Conference Team for NHL All-Star Game: Alexander Mogilny (1 goal, 1 assist), Pat LaFontaine (1 goal)
- 1991-92** Selected as NHL Co-Player of the Month: Pat LaFontaine (January, 1992)
Selected to Wales Conference Team for NHL All-Star Game: Alexander Mogilny (1 goal, 1 assist)
- 1990-91** Elected to Hall of Fame: Scott Bowman
Selected to Wales Conference Team for NHL All-Star Game: Uwe Krupp



NHL AWARDS & HONORS WON BY SABRES

- 1989-90** Elected to Hall of Fame: Gilbert Perreault
Official NHL Second-Team All-Star Goaltender: Daren Puppa
Selected to Wales Conference Team for All-Star Game: Pierre Turgeon (2 goals), Dave Andreychuk (1 goal, 1 assist), Daren Puppa (31 MIN, 4 GA), Phil Housley (1 assist)
- 1988-89** Selected to Wales Conference Team for NHL All-Star Game: Phil Housley
- 1987-88** Official NHL All-Rookie Team Right Wing: Ray Sheppard
Official NHL All-Rookie Team Defense: Calle Johansson
Selected to Wales Conference Team for NHL All-Star Game: Christian Ruutu
Selected as NHL Player of the Month: Tom Barrasso (January, 1988)
Selected as NHL Rookie of the Month: Ray Sheppard (February, 1988)
- 1986-87** Selected to NHL's All-Star Team for Rendez-Vous '87: Mike Ramsey
- 1985-86** Selected to Wales Conference Team for NHL All-Star Game: Mike Ramsey
- 1984-85** Selke Trophy: Craig Ramsay
Jennings Trophy: Tom Barrasso & Bob Sauve
Official NHL Second-Team All-Star Goaltender: Tom Barrasso
Selected to Wales Conference Team for NHL All-Star Game: Tom Barrasso (30 MIN, 2 GA), Bill Hajt (did not play due to injury), Mike Ramsey
- 1983-84** Vezina Trophy: Tom Barrasso
Calder Trophy: Tom Barrasso
Elected to Hall of Fame: Punch Imlach
Official NHL All-Star First-Team Goaltender: Tom Barrasso
Official NHL All-Rookie Team Goaltender: Tom Barrasso
Selected to Wales Conference Team for NHL All-Star Game: Gilbert Perreault, Phil Housley (1 assist)
- 1982-83** Official NHL All-Rookie Team Defenseman: Phil Housley
Selected to Wales Conference Team for NHL All-Star Game: Mike Ramsey
- 1981-82** Selected to Wales Conference Team for NHL All-Star Game: John Van Boxmeer (did not play due to injury), Mike Ramsey
- 1980-81** Selected to Wales Conference Team for NHL All-Star Game: Danny Gare, Bill Hajt (did not play due to injury)
Coach of Wales Conference Team for NHL All-Star Game: Scott Bowman
- 1979-80** Vezina Trophy: Don Edwards & Bob Sauve
Official NHL All-Star Second-Team Goaltender: Don Edwards
Official NHL All-Star Second-Team Defenseman: Jim Schoenfeld
Official NHL All-Star Second-Team Right Wing: Danny Gare
Selected to Wales Conference Team for NHL All-Star Game: Gilbert Perreault (1 assist), Danny Gare, Jim Schoenfeld, Don Edwards
- 1978-79** Selected to NHL Challenge Cup All-Star Team: Gilbert Perreault (1 goal, 1 assist), Jim Schoenfeld
- 1977-78** Elected to NHL Hall of Fame: Marcel Pronovost
Official NHL All-Star Second-Team Goaltender: Don Edwards
Selected to Wales Conference Team for NHL All-Star Game: Gilbert Perreault (game-winning goal in overtime), Rick Martin (1 goal)
- 1976-77** Elected to NHL Hall of Fame: Tim Horton
Charlie Conacher Memorial Trophy: Jim Lorentz
Official NHL All-Star Second-Team Left Winger: Rick Martin
Official NHL All-Star Second-Team Center: Gilbert Perreault
Selected to Wales Conference Team for NHL All-Star Game: Gerry Desjardins (29 MIN, 2 GA), Gilbert Perreault (1 assist), Rick Martin (2 goals), Jim Schoenfeld
Most Valuable Player in All-Star Game: Rick Martin



NHL AWARDS & HONORS WON BY SABRES

- 1975-76** Official NHL All-Star Second-Team Left Winger: Rick Martin
Official NHL All-Star Second-Team Center: Gilbert Perreault
Selected to Wales Conference Team for NHL All-Star Game: Rick Martin (1 goal, 2 assists), Jerry Korab, Craig Ramsay
Coach of Wales Conference Team for NHL All-Star Game: Floyd Smith
- 1974-75** Bill Masterton Trophy: Don Luce
Official NHL All-Star First-Team Left Winger: Rick Martin
Official NHL All-Star Second-Team Right Winger: Rene Robert
Selected to Wales Conference Team for NHL All-Star Game: Rick Martin (1 assist), Rene Robert, Gilbert Perreault, Jerry Korab, Don Luce (1 goal)
- 1973-74** Official NHL All-Star First-Team Left Winger: Rick Martin
Selected to East Division Team for NHL All-Star Game: Rick Martin, Dave Dryden (30 MIN, 5 GA), Gilbert Perreault
- 1972-73** Lady Byng Trophy: Gilbert Perreault
Selected to East Division Team for NHL All-Star Game: Rick Martin, Rene Robert (1 goal)
- 1971-72** Selected to East Division Team for NHL All-Star Game: Rick Martin, Gilbert Perreault
- 1970-71** Calder Trophy: Gilbert Perreault
Selected to East Division Team for NHL All-Star Game: Gilbert Perreault

SABRES MAJOR TRANSACTIONS - 1970-2003

Date	Transaction
6-9-70	Selected Kevin O'Shea, Cliff Schmautz, Brian McDonald and Bill Inglis in the Inter-League Draft.
6-9-70	Claimed Joe Daley on waivers from Pittsburgh.
6-10-70	Selected Tom Webster, Al Hamilton, Don Marshall, Tracy Pratt, Jim Watson, Francois Lacombe, Phil Goyette, Reg Fleming, Mike McMahon, Skip Krake, Jean-Guy Lagace, Craig Cameron, Chris Evans, Doug Barrie, Gerry Meehan, Paul Terbenche, Brian Perry, Howie Menard, Rocky Farr and Gary Edwards in the NHL Expansion Draft.
6-10-70	Traded Tom Webster to Detroit for Roger Crozier.
6-10-70	Purchased Ted Hodgson from the N.Y. Rangers.
9-2-70	Purchased Floyd Smith and Brent Imlach from Toronto.
10-2-70	Traded Craig Cameron to St. Louis for Ron Anderson.
10-9-70	Purchased Dave Dryden from Pittsburgh.
10-19-70	Purchased Bill Sutherland from Philadelphia.
10-19-70	Traded Bill Sutherland to St. Louis for future considerations.
11-2-70	Claimed Steve Atkinson on waivers from Boston.
11-2-70	Claimed Paul Andrea on waivers from California.
11-3-70	Claimed Bob Baun on waivers from Detroit.
11-4-70	Traded Bob Baun to St. Louis for Jean-Guy Talbot and Larry Keenan.
11-25-70	Traded Mike McMahon to Los Angeles for Eddie Shack and Dick Duff.
12-28-70	Lost Cliff Schmautz on waivers to Philadelphia.
1-24-71	Traded Jean-Guy Lagace to Pittsburgh for Terry Ball.
5-25-71	Traded Joe Daley to Detroit for Don Luce and Mike Robitaille.
6-8-71	Selected Danny Lawson from Minnesota, Rod Zaine from Pittsburgh, Rene Robert and Ken Murray from Toronto, Ray McKay from Chicago, Tom Miller from Detroit and Hugh Harris from Montreal and lost Don Marshall to Toronto, Gary Edwards to Los Angeles and Rene Robert to Pittsburgh in Intra-League Draft.
11-16-71	Traded Larry Keenan to Philadelphia for Larry Mickey.
12-16-71	Traded Doug Barrie and Mike Keeler to Los Angeles for Mike Byers and Larry Hillman.
1-14-72	Traded a second-round draft choice in 1972 (Larry Sacharuk) to the New York Rangers for Jim Lorentz.
3-3-72	Lost Kevin O'Shea on waivers to St. Louis.
3-4-72	Traded Eddie Shack to Pittsburgh for Rene Robert.
3-5-72	Traded Chris Evans to St. Louis for George Morrison and a second-round draft choice in 1972 (Larry Carriere).



SABRES MAJOR TRANSACTIONS - 1970-2003

- 3-5-72 Sold Phil Goyette to the N.Y. Rangers.
- 6-5-72 Acquired Tim Horton from Pittsburgh in Intra-League Draft.
- 6-6-72 Lost Tom Miller and Ken Murray to the N.Y. Islanders and Rod Zaine to Atlanta in the Expansion Draft.
- 6-18-72 Purchased Rod Busniuk from Montreal.
- 2-14-73 Traded Butch Deadmarsh to Atlanta for Norm Gratton.
- 6-12-73 Lost Ray McKay to California and acquired Joe Noris from St. Louis in the Intra-League Draft.
- 6-14-73 Traded Jake Rathwell to St. Louis for Paul Curtis.
- 12-27-73 Traded Tracy Pratt and John Gould to Vancouver for Jerry Korab.
- 1-21-74 Traded Paul Curtis to the N.Y. Rangers for Real Lemieux.
- 3-10-74 Traded Doug Rombough to the N.Y. Islanders for Brian Spencer.
- 6-10-74 Lost Ron Busniuk to Detroit in Intra-League Draft.
- 6-12-74 Lost Paul Terbenche to Kansas City and Steve Atkinson and Randy Wyrozub to Washington in the Expansion Draft.
- 10-14-74 Traded Gerry Meehan and Mike Robitaille to Vancouver for Jocelyn Guevremont and Bryan McSheffrey.
- 1-27-75 Traded Norm Gratton and a third-round draft choice in 1976 (Ron Zanussi) to Minnesota for Fred Stanfield.
- 3-3-75 Traded the rights to Garry Lariviere to the N.Y. Islanders for the rights to Gerry Desjardins.
- 10-1-75 Sold Rocky Farr to Kansas City.
- 10-1-75 Traded Larry Carriere, a first-round draft choice in 1976 (Greg Carroll) and cash to Atlanta for Jacques Richard.
- 6-11-76 Traded the rights to free agent Peter McNab to Boston for the rights to free agent Andre Savard.
- 3-3-77 Sold Roger Crozier to Washington.
- 9-20-77 Traded Brian Spencer to Pittsburgh for Ron Schock.
- 2-6-79 Traded Gary McAdam to Pittsburgh for Dave Schultz.
- 3-12-79 Traded Jocelyn Guevremont to the N.Y. Rangers for a third-round draft choice in 1979 (Jacques Cloutier) and a third-round draft choice in 1980 (Sean McKenna).
- 6-13-79 Lost Lee Fogolin and Ron Areshenkoff to Edmonton, Terry Martin to Quebec and Dave Given to Hartford in the Expansion Draft.
- 10-5-79 Traded Rene Robert to Colorado for John Van Boxmeer.
- 11-13-79 Traded Alex Tidey to Edmonton for John Gould.
- 3-10-80 Traded Jerry Korab to Los Angeles for a first-round draft choice in 1982 (Phil Housley).
- 10-30-80 Traded Bill Stewart to St. Louis for Bob Hess and a fourth-round draft choice in 1981 (Anders Wickenberg).
- 1-12-81 Lost Rick Dudley on waivers to Winnipeg.
- 3-10-81 Traded Rick Martin to Los Angeles for a third-round draft choice in 1981 (Colin Chisholm) and a first-round draft choice in 1983 (Tom Barrasso).
- 3-10-81 Traded Don Luce to Los Angeles for a sixth-round draft choice in 1982 (Jeff Parker) and cash.
- 10-5-81 Acquired Yvon Lambert from Montreal and lost Rob McClanahan to Hartford in Waiver Draft.
- 12-2-81 Traded Jim Schoenfeld, Danny Gare and Derek Smith to Detroit for Mike Foligno, Dale McCourt and Brent Peterson.
- 12-2-81 Traded Bob Sauve to Detroit for a conditional first-round draft choice (Sauve was returned to the Sabres after the 1981-82 season).
- 2-8-82 Acquired Paul Harrison on waivers from Pittsburgh.
- 6-9-82 Traded Alan Haworth and a third-round draft choice in 1982 (Milan Novy) to Washington for a second-round draft choice (Mike Anderson) and a fourth-round draft choice (Timo Jutila) in 1982.
- 6-9-82 Traded Don Edwards, Richie Dunn, a second-round draft choice in 1982 (Rich Kromm) and a first-round draft choice in 1983 (Dan Quinn) to Calgary for a first-round draft choice (Paul Cyr) and second-round draft choice (Jens Johansson) in 1982 and a first-round draft choice (Norm Lacombe) and a second-round draft choice in 1983 (John Tucker).
- 6-9-82 Traded a 12th-round draft choice in 1982 (Marco Callas) to Washington for a 12th-round draft choice in 1983 (Kermit Salfi).
- 6-6-83 Traded Tony McKeegney, Andre Savard, J.F. Sauve and a third-round draft choice in 1983 (Ilrvo Jarvi) to Quebec for Real Cloutier and a first-round draft choice in 1983 (Adam Creighton).
- 10-3-83 Lost John Van Boxmeer to Quebec in the Waiver Draft.
- 12-6-84 Traded Steve Patrick and Jim Wiemer to the N.Y. Rangers for Dave Maloney and Chris Renaud.
- 9-9-85 Purchased Don Lever from New Jersey.
- 10-4-85 Traded Randy Cunneynworth and Mike Moller to Pittsburgh for Pat Hughes.
- 10-7-85 Lost Brent Peterson to Vancouver in the Waiver Draft.
- 10-15-85 Traded Bob Sauve to Chicago for a third-round draft choice in 1985 (Kevin Kerr).
- 1-30-86 Traded Larry Playfair, Sean McKenna and Ken Baumgartner to Los Angeles for Brian Engblom and Doug Smith.

SABRES MAJOR TRANSACTIONS - 1970-2003



- 3-11-86 Traded a 12th-round draft choice in 1986 (Doug Kirton) to New Jersey for Phil Russell.
- 4-22-86 Traded a third-round draft choice in 1987 (Ross Wilson) to Los Angeles for an eighth-round draft choice in 1987 (Tim Roberts) and future considerations.
- 6-21-86 Traded Gilles Hamel to Winnipeg for Scott Arniel.
- 10-3-86 Traded Brian Engblom to Calgary for Jim Korn.
- 10-6-86 Acquired Clark Gillies from the N.Y. Islanders and Wilf Paiement from the N.Y. Rangers while losing Pat Hughes to St. Louis and Mal Davis to Los Angeles in the Waiver Draft.
- 10-7-86 Traded Ric Seiling to Detroit for future considerations.
- 11-19-86 Traded a second-round draft choice in 1988 (Martin St. Amour) to Montreal for Tom Kurvers.
- 3-6-87 Traded Norm Lacombe, the professional rights to Wayne Van Dorp and a fourth-round draft choice in 1987 (Peter Eriksson) to Edmonton for Mark Napier, Lee Fogolin and a fourth-round draft choice in 1987 (John Bradley).
- 5-22-87 Traded Jim Korn to New Jersey for Jan Ludvig.
- 6-13-87 Traded Tom Kurvers to New Jersey for a third-round draft choice in 1987 (Andrew MacVicar) and a 10th-round draft choice in 1989 (Mark Astley).
- 10-5-87 Acquired Ed Hospodar from Philadelphia and Kevin Maguire from Toronto and lost Dave Fenyves to Philadelphia in the Waiver Draft.
- 10-13-87 Traded Andy Ristau to Minnesota for a sixth-round draft choice in 1988 (David Di Vita).
- 12-31-87 Traded Paul Cyr and a 10th-round draft choice in 1988 (Eric Fenton) to the N.Y. Rangers for Mike Donnelly and a fifth-round draft choice in 1988 (Alexander Mogilny).
- 2-11-88 Traded Steve Dykstra and a seventh-round draft choice in 1989 (Davis Payne) to Edmonton for Scott Metcalfe and a ninth-round draft choice in 1989 (Donald Audette).
- 10-3-88 Acquired Steve Smith from Calgary and lost Doug Smith to Edmonton and Jim Hoffer to Los Angeles in the Waiver Draft.
- 10-3-88 Acquired Wayne Van Dorp from Pittsburgh for a seventh-round draft choice in 1990 (Pat Neaton).
- 10-21-88 Traded Bob Logan and a ninth-round draft choice in 1989 (Jim Giacini) to Los Angeles for Larry Playfair.
- 11-12-88 Traded Tom Barrasso and a third-round draft choice in 1990 (Joe Dziedzic) to Pittsburgh for Doug Bodger and Darrin Shannon.
- 12-26-88 Traded Adam Creighton and future considerations to Chicago for Rick Vaive and future considerations.
- 2-16-89 Traded Wayne Van Dorp to Chicago for a seventh-round draft choice in 1990 (Viktor Gordiuk).
- 3-6-89 Traded Calle Johansson and a second-round draft choice in 1989 (Byron Dafeo) to Washington for Clint Malarchuk, Grant Ledyard and a sixth-round draft choice in 1991 (Brian Holzinger).
- 3-7-89 Traded Lindy Ruff to the N.Y. Rangers for a fifth-round draft choice in 1990 (Richard Smehlik).
- 6-1-89 Traded Mark Ferner to Washington for Scott McCrory.
- 6-17-89 Traded Joe Reekie to the N.Y. Islanders for a sixth-round draft choice in 1989 (Bill Pye).
- 9-29-89 Traded Jacques Cloutier and a sixth-round draft choice in 1990 (Derek Edgerly) to Chicago for Steve Ludzik and a fifth-round draft choice in 1990 (Todd Bojcun).
- 10-2-89 Lost Mikael Andersson to Hartford in the Waiver Draft.
- 10-4-89 Traded a fourth-round draft choice in 1991 (Keith Redmond) to Los Angeles for Dean Kennedy.
- 11-24-89 Traded Bob Halkidis and future considerations to Los Angeles for Dale DeGray and future considerations.
- 1-5-90 Traded John Tucker to Washington for future considerations.
- 3-5-90 Traded Kevin Maguire and a second-round draft choice in 1990 (Mikael Renberg) to Philadelphia for Jay Wells and a fourth-round draft choice in 1991 (Peter Ambroziak).
- 6-16-90 Traded Phil Housley, Scott Arniel, Jeff Parker and a first-round draft choice in 1990 (Keith Tkachuk) to Winnipeg for Dale Hawerchuk and a first-round draft choice in 1990 (Brad May).
- 7-3-90 Purchased John Tucker from the Washington Capitals.
- 7-9-90 Traded Ray Sheppard to the N.Y. Rangers for cash and future considerations.
- 9-30-90 Traded Mike Donnelly to Los Angeles for Mikko Makela. Traded Shawn Anderson to Washington for Bill Houlder.
- 12-17-90 Traded Mike Foligno and an eighth-round draft choice in 1991 (Thomas Kucharcik) to Toronto for Lou Franceschetti and Brian Curran.
- 1-21-91 Traded John Tucker to the N.Y. Islanders for future considerations.
- 3-5-91 Traded the rights to Ken Priestlay to Pittsburgh for Tony Tanti. Acquired Steve Weeks from Vancouver for future considerations.
- 5-26-91 Traded Darcy Wakaluk to Minnesota for an eighth-round draft choice in 1991 (Jiri Kuntos).
- 5-30-91 Lost Greg Paslawski to San Jose in the expansion draft.



SABRES MAJOR TRANSACTIONS - 1970-2003

- 6-22-91 Acquired Tom Draper from Winnipeg for future considerations (Buffalo's seventh-round choice in 1992 - Artur Oktyabrev).
- 10-11-91 Traded Darrin Shannon, Dean Kennedy and Mike Hartman to Winnipeg for Dave McLlwain, Gord Donnelly, Winnipeg's fifth-round choice (Yuri Khmylev) in 1992 and future considerations.
- 10-24-91 Acquired Colin Patterson from Calgary for future considerations.
- 10-25-91 Traded Pierre Turgeon, Uwe Krupp, Dave McLlwain and Benoit Hogue to the N.Y. Islanders for Pat LaFontaine, Randy Wood and Randy Hillier.
- 3-9-92 Traded Dave Snuggerd to San Jose for Wayne Presley. Traded Jay Wells to the N.Y. Rangers for Randy Moller.
- 3-10-92 Traded Kevin Haller to Montreal for Petr Svoboda. Acquired Dave Hannan from Toronto for a sixth-round draft choice (Chris Deruiter) in 1992.
- 6-15-92 Traded Christian Ruuttu and future considerations to Winnipeg for Stephane Beauregard.
- 6-18-92 Lost Darcy Loewen and Brad Miller to Ottawa in the expansion draft.
- 8-7-92 Traded Stephane Beauregard and future considerations (fourth-round pick in 1993 - Eric Daze) to Chicago for Dominik Hasek.
- 2-3-93 Traded Dave Andreychuk, Daren Puppa, and the team's first-round draft choice in 1993 (Kenny Jonsson) to Toronto for Grant Fuhr and the Maple Leafs' fifth-round pick (Kevin Popp) in the 1995 Entry Draft.
- 3-22-93 Traded Mike Ramsey to the Pittsburgh Penguins for Bob Erey.
- 6-24-93 Lost Bill Houlder and Bob Corkum to Anaheim in the expansion draft.
- 9-1-93 Traded Jozef Cierny and a future draft choice (fourth round in 1994 - Jussi Tarvainen) to Edmonton for Craig Simpson.
- 9-30-93 Traded Tom Draper to the New York Islanders for future considerations (Steve Plouffe, 7th-round choice, 1994 Entry Draft).
- 10-27-93 Traded Keith Carney and a future draft choice (sixth-round pick in 1995 - Marc Magliarditi) to Chicago for Craig Muni and Chicago's fifth-round choice in 1995 (Daniel Bienvenue).
- 12-15-93 Traded Gord Donnelly to the Dallas Stars for James Black and a conditional draft choice in 1994 (Steve Webb).
- 7-8-94 Acquired Kevin McClelland from the Winnipeg Jets in exchange for future considerations.
- 7-26-94 Traded Sean O'Donnell to the Los Angeles Kings for Doug Houda.
- 1-18-95 Lost Randy Wood to Toronto in the Waiver Draft.
- 2-14-95 Traded Philippe Boucher, Grant Fuhr, and Denis Tsygurov to Los Angeles for Charlie Huddy, Robb Stauber, Alexei Zhitnik, and a fifth-round draft choice in 1995 (Marian Menhart).
- 4-7-95 Traded Petr Svoboda to Philadelphia for Garry Galley. Traded Ken Sutton to Edmonton for Scott Pearson.
- 7-8-95 Traded Alexander Mogilny and a fifth-round draft choice in 1995 (Todd Norman) to Vancouver for Mike Peca, Mike Wilson, and a first-round draft choice in 1995 (Jay McKee).
- 10-2-95 Lost Bob Sweeney to N.Y. Islanders and claimed Brent Hughes from Boston and Rob Conn from New Jersey in the Waiver Draft.
- 11-16-95 Traded Doug Bodger to San Jose for Vaclav Varada, Martin Spanhel, Philadelphia's fourth-round draft pick in 1996 (Mike Martone), and either the Flyers' or Toronto's first-round draft pick in 1996 (to be determined by Philadelphia prior to the draft).
- 2-1-96 Acquired Bob Boughner from the Florida Panthers in exchange for a conditional fourth-round draft choice in 1996 (Chris Allen).
- 2-15-96 Traded Craig Muni and the first-round draft pick in the 1996 draft (Daniel Briere) acquired in the three-team trade in November, 1995 involving San Jose, Philadelphia, and Buffalo, in exchange for Darryl Shannon and Michal Grosek.
- 3-19-96 Traded Charlie Huddy and a seventh-round draft pick in 1996 (Daniel Corso) to the St. Louis Blues for Denis Hamel.
- 3-20-96 Traded Dave Hannan to the Colorado Avalanche for a sixth-round draft choice in the 1996 NHL Entry Draft. Also traded Yuri Khmylev and an eighth-round pick in 1996 (Andrei Podkonicky) to St. Louis for a second-round draft choice in 1996 (Cory Sarich), a third-round pick in 1997, and defenseman Jean-Luc Grand-Pierre.
- 3-18-97 Traded Barrie Moore and Craig Millar to Edmonton in exchange for Miroslav Satan.
- 9-24-97 Acquired Jason Woolley from the Pittsburgh Penguins in exchange for a 1998 fifth-round draft choice (Robert Scuderi).
- 9-29-97 Traded Pat LaFontaine to the New York Rangers in exchange for a second-round draft pick in 1998 (Andrew Peters) and future considerations.
- 11-12-97 Traded Andrei Trefilov to the Chicago Blackhawks for an undisclosed 1998 draft choice.

SABRES MAJOR TRANSACTIONS - 1970-2003



- 2-4-98 Acquired Geoff Sanderson from the Vancouver Canucks in exchange for Brad May and a third-round draft pick in 1999.
- 3-24-98 Acquired Paul Kruse and Jason Holland from the N.Y. Islanders in exchange for Jason Dawe. Note: Holland was assigned to Rochester following trade.
- 6-18-98 Acquired Kay Whitmore, a second-round draft choice in 1998 (Jaroslav Kristek) and future considerations from the San Jose Sharks in exchange for Steve Shields and a fourth-round draft pick in 1998 (Miroslav Zalesak). Note: Did not extend qualifying offer to Whitmore (on 7-1-98), making goaltender an unrestricted free agent.
- 6-26-98 Bob Boughner selected by the Nashville Predators in the 1998 Expansion Draft held in Buffalo.
- 12-18-98 Rumun Ndur claimed off waivers by N.Y. Rangers. Traded Donald Audette to the Los Angeles Kings in exchange for a 1999 second-round draft choice (Milan Bartovic).
- 3-11-99 Acquired Stu Barnes from the Pittsburgh Penguins in exchange for Matthew Barnaby.
- 3-23-99 Acquired Joe Juneau and a 1999 third-round draft choice (Tim Preston) from the Washington Capitals in exchange for Alexei Tezikov. Traded Mike Wilson to the Florida Panthers in exchange for Rhett Warrenner and a 1999 fifth-round draft choice (Ryan Miller). Traded Derek Plante to the Dallas Stars in exchange for a 1999 second-round draft choice (Michael Zigomanis).
- 6-25-99 Darryl Shannon selected by Atlanta Thrashers in the 1999 Expansion Draft. Sent Dean Sylvester to the Atlanta Thrashers for future considerations.
- 1-23-00 Acquired Vladimir Tsyplakov from Los Angeles in exchange for an eighth round draft choice in the 2000 NHL Entry Draft.
- 3-10-00 Acquired Chris Gratton and a second-round draft choice in 2001 from Tampa Bay in exchange for Wayne Primeau, Brian Holzinger, Cory Sarich, and a third-round selection in the 2000 NHL Entry Draft. Acquired Doug Gilmour and Jean-Pierre Dumont from Chicago in exchange for Michal Grosek.
- 6-23-00 Dwayne Roloson and Geoff Sanderson selected by Columbus in the 2000 Expansion Draft. Sent Jean-Luc Grand-Pierre, Matt Davidson, and fifth-round picks in 2000 and 2001 NHL Entry Draft to Columbus in exchange for future considerations.
- 3-13-01 Acquired RW Donald Audette from Atlanta fro C Kamil Piroš and a fourth-round pick in 2001 NHL Entry Draft and acquired Steve Heinze from Columbus for a third-round draft pick in 2001 NHL Entry Draft.
- 6-24-01 Traded C Michael Peca to the N.Y. Islanders for C Tim Connolly and LW Tyler Pyatt.
- 7-1-01 Traded G Dominik Hasek to Detroit for LW Vyacheslav Kozlov, a first-round draft pick in the 2002 NHL Draft and future considerations.
- 6-22-02 Traded LW Vyacheslav Kozlov and the 41st pick in the 2002 NHL Entry Draft to Atlanta for the 31st and 82nd picks in the 2002 NHL Entry Draft. Acquired C Jochen Hecht from Edmonton for the 31st and 82nd picks in the 2002 NHL Entry Draft.
- 7-24-02 Acquired C Adam Mair and a fifth-round draft choice in the 2003 NHL Entry Draft from Los Angeles in exchange for Erik Rasmussen.
- 11-16-02 Traded D Jason Woolley to Detroit for future considerations.
- 2-25-03 Acquired C Jakub Klepis from Ottawa in exchange for RW Vaclav Varada and a fifth-round draft pick in 2003 NHL Entry Draft.
- 3-10-03 Traded C Stu Barnes to Dallas for C Mike Ryan and Dallas' second-round draft choice in the 2003 NHL Entry Draft.
- 3-10-03 Traded RW Rob Ray to Ottawa for future considerations.
- 3-11-03 Acquired C Daniel Briere and Phoenix's third-round selection in the 2004 NHL Entry Draft for C Chris Gratton and Buffalo's fourth round choice in the 2004 NHL Entry Draft.
- 7-3-03 Acquired C Steven Reinprecht from Colorado in exchange for D Keith Ballard.
- 7-3-03 Acquired C Chris Drury and C Steve Begin from Calgary in exchange for D Rhett Warrenner and C Steven Reinprecht.




SABRES FIRSTS

First Players on the Ice:	Roger Crozier, Paul Terbenche, Tracy Pratt, Ron Anderson, Hap Myers and Bill Inglis
First Goal:	Jim Watson, Oct. 10, 1970, at Pittsburgh at 5:01 of second period
First Assist:	Gerry Meehan, Oct. 10, 1970, at Pittsburgh on Jim Watson's goal
First Penalty:	Gerry Meehan, Oct. 10, 1970, at Pittsburgh for holding at 7:54 of first period
First Goal by Opponent:	Wally Boyer of Pittsburgh, Oct. 10, 1970, at 8:09 of second period
First Assist by Opponent:	Duane Rupp of Pittsburgh, Oct. 10, 1970, on Boyer's goal
First Penalty by Opponent:	Duane Rupp of Pittsburgh, Oct. 10, 1970, for hooking at 1:41 of first period
First Power-Play Goal:	Gil Perreault, Oct. 10, 1970, at Pittsburgh at 11:26 of third period
First Power-Play Goal by Opponent:	Dave Balon of N.Y. Rangers, Oct. 14, 1970 in New York at 15:52 of third period
First Short-Handed Goal:	Ron Anderson, October 23, 1970 vs. Detroit at 13:40 of the third period
First Major Penalty:	Brian McDonald, Oct. 10, 1970, at Pittsburgh for fighting at 8:01 of third period
First Major Penalty by Opponent:	Bryan Hextall of Pittsburgh, Oct. 10, 1970 for fighting at 8:01 of third period
First Win:	Oct. 10, 1970 (2-1 at Pittsburgh)
First Tie:	Oct. 18, 1970 (1-1 vs. Pittsburgh)
First Loss:	Oct. 14, 1970 (3-0 in New York vs. Rangers)
First Shutout:	Dec. 6, 1970 by Roger Crozier vs. Minnesota (1-0)
First Shutout by Opponent:	Oct. 14, 1970 by Ed Giacomin at N.Y. Rangers (3-0)
First Goal at Home:	Oct. 18, 1970 by Gerry Meehan vs. Pittsburgh at 5:48 of the second period
First Hat Trick:	Jan. 29, 1971 by Gil Perreault vs. California
First Hat Trick by Opponent:	Dec. 22, 1970 by Dave Balon of N.Y. Rangers
First Two-Goal Game:	Oct. 27, 1970 by Randy Wyrozub vs. Vancouver
First Multiple-Point Game:	Oct. 10, 1970 by Gerry Meehan vs. Pittsburgh (two assists)

SABRES PLAYOFF FIRSTS

First Game:	April 4, 1973 at Montreal
First Goal:	Craig Ramsay, April 4, 1973 at Montreal at 3:13 of the second period.
First Assist:	Don Luce, April 4, 1973 at Montreal on Ramsay's goal.
First Penalty:	Larry Hillman, April 4, 1973 at Montreal at 6:21 of the first period.
First Major Penalty:	Larry Mickey, April 5, 1973 at Montreal at 17:19 of the first period.
First Powerplay Goal:	Rick Martin, April 5, 1973 at Montreal at 16:48 of the first period.
First Short-handedGoal:	Don Luce, May 3, 1975 at Montreal at 6:42 of the first period.
First Game-Winning goal:	Gil Perreault, April 8, 1973 vs. Montreal.
First Goal by Opponent:	Jacques Lemaire of Montreal, April 4, 1973 at 17:01 of the second period.
First Hat Trick:	Jim Lorentz, April 9, 1977 at Minnesota.
First Hat Trick by Opponent:	Yvon Cournoyer of Montreal, April 5, 1973 in Montreal.
First Win:	April 8, 1973 vs. Montreal
First Shutout:	April 9, 1980 vs. Vancouver (6-0, Bob Sauve)
First Time Shut Out:	May 1, 1975 by Montreal (7-0, Ken Dryden)

THE SEASON 2002-2003





2002-2003 FINAL STANDINGS

POWER PLAY GOALS

NAME	TEAM	GP	PP
TODD BERTUZZI	VANCOUVER	82	25
MARKUS NASLUND	VANCOUVER	82	24
DANY HEATLEY	ATLANTA	77	19
MILAN HEJDUK	COLORADO	82	18
MATS SUNDIN	TORONTO	75	16
DAVE ANDREYCHUK	TAMPA BAY	72	15
VINCENT DAMPHOUSSE	SAN JOSE	82	15
GEOFF SANDERSON	COLUMBUS	82	15
PETR SYKORA	ANAHEIM	82	15

POWER PLAY ASSISTS

NAME	TEAM	GP	PPA
BRAD RICHARDS	TAMPA BAY	80	34
RAY WHITNEY	COLUMBUS	81	34
MARIO LEMIEUX	PITTSBURGH	67	31
MARKUS NASLUND	VANCOUVER	82	30
DOUG WEIGHT	ST LOUIS	70	29
AL MACINNIS	ST LOUIS	80	28
MIKE MODANO	DALLAS	79	26
PETER FORSBERG	COLORADO	75	25
PAVOL DEMITRA	ST LOUIS	78	25
ANDREW CASSELS	COLUMBUS	79	25
KIMMO TIMONEN	NASHVILLE	72	24
DANIEL ALFREDSSON	OTTAWA	78	24
PAUL KARIYA	ANAHEIM	82	24

POWER PLAY POINTS

NAME	TEAM	GP	PPP
MARKUS NASLUND	VANCOUVER	82	54
MARIO LEMIEUX	PITTSBURGH	67	45
RAY WHITNEY	COLUMBUS	81	42
TODD BERTUZZI	VANCOUVER	82	42
DANY HEATLEY	ATLANTA	77	39
BRAD RICHARDS	TAMPA BAY	80	38
AL MACINNIS	ST LOUIS	80	37
DOUG WEIGHT	ST LOUIS	70	36
PAVOL DEMITRA	ST LOUIS	78	36
PAUL KARIYA	ANAHEIM	82	35
MILAN HEJDUK	COLORADO	82	35
JOE THORNTON	BOSTON	77	34
ANDREW CASSELS	COLUMBUS	79	34
VINCENT DAMPHOUSSE	SAN JOSE	82	34

GAME WINNING GOALS

NAME	TEAM	GP	GW
MARKUS NASLUND	VANCOUVER	82	12
SERGEI FEDOROV	DETROIT	80	11
MARIAN HOSSA	OTTAWA	80	10
ALEXANDER MOGILNY	TORONTO	73	9
JAROMIR JAGR	WASHINGTON	75	9
MICHAL HANDZUS	PHILADELPHIA	82	9
BRYAN SMOLINSKI	L.A.-OTT	68	8
MATS SUNDIN	TORONTO	75	8
MARIAN GABORIK	MINNESOTA	81	8
BRENDAN MORRISON	VANCOUVER	82	8
DEREK MORRIS	COLORADO	75	7
ALEXEI YASHIN	NY ISLANDERS	81	7
TODD BERTUZZI	VANCOUVER	82	7
JEFF O'NEILL	CAROLINA	82	7

* - Rookie

SHORT HAND GOALS

NAME	TEAM	GP	SH
SHAWN BATES	NY ISLANDERS	74	6
BRIAN ROLSTON	BOSTON	81	5
CURTIS BROWN	BUFFALO	74	4
MARTIN RUCINSKY	ST LOUIS	61	4
KIRK MALTBY	DETROIT	82	4
MATT COOKE	VANCOUVER	82	4

SHORT HAND ASSISTS

NAME	TEAM	GP	SHA
IAN LAPERRIERE	LOS ANGELES	73	4
TODD MARCHANT	EDMONTON	77	4
SAMI SALO	VANCOUVER	79	4
MIROSLAV SATAN	BUFFALO	79	3
ANDREI ZYUZIN	N.J.-MIN	67	3
ROMAN HAMRLIK	NY ISLANDERS	73	3
MIKE SILLINGER	COLUMBUS	75	3
BRYAN MCCABE	TORONTO	75	3
STEVE STAIOS	EDMONTON	76	3
ARTEM CHUBAROV	VANCOUVER	62	3
PATRIK ELIAS	NEW JERSEY	81	3
ALEXANDER KHAVANOV	ST LOUIS	81	3

SHORT HAND POINTS

NAME	TEAM	GP	SHP
BRIAN ROLSTON	BOSTON	81	7
SHAWN BATES	NY ISLANDERS	74	6
MIKE SILLINGER	COLUMBUS	75	6
STEVE STAIOS	EDMONTON	76	6
MARTIN RUCINSKY	ST LOUIS	61	5
BRENDEN MORROW	DALLAS	71	5
ALEXANDER MOGILNY	TORONTO	73	5
IAN LAPERRIERE	LOS ANGELES	73	5
ALEXEI ZHAMNOV	CHICAGO	74	5
MATS SUNDIN	TORONTO	75	5
TODD MARCHANT	EDMONTON	77	5
PETR NEDVED	NY RANGERS	78	5
ETHAN MOREAU	EDMONTON	78	5
KIRK MALTBY	DETROIT	82	5
MATT COOKE	VANCOUVER	82	5

GAME TYING GOALS

NAME	TEAM	GP	GT
KRISTIAN HUSELIUS	FLORIDA	78	3
ANDREW BRUNETTE	MINNESOTA	82	3
MARTIN ST. LOUIS	TAMPA BAY	82	3
*ALEX KOTALIK	BUFFALO	68	2
*JAROSLAV BEDNAR	L.A.-FLA	67	2
RADEK BONK	OTTAWA	70	2
BRENDEN MORROW	DALLAS	71	2
DAVE ANDREYCHUK	TAMPA BAY	72	2
SERGEI ZHOLTOK	MINNESOTA	78	2
JEREMY ROENICK	PHILADELPHIA	79	2
JERE LEHTINEN	DALLAS	80	2
CHRIS DRURY	CALGARY	80	2
KEITH CARNEY	ANAHEIM	81	2
GLEN MURRAY	BOSTON	82	2
JEFF O'NEILL	CAROLINA	82	2
ANTTI LAAKSONEN	MINNESOTA	82	2
ALEX TANGUAY	COLORADO	82	2
*JAY BOUWMEESTER	FLORIDA	82	2

2002-2003 FINAL STANDINGS



SHOTS

NAME	TEAM	GP	S
GLEN MURRAY	BOSTON	82	331
JAROME IGINLA	CALGARY	75	316
JEFF O'NEILL	CAROLINA	82	316
AL MACINNIS	ST LOUIS	80	299
PETR SYKORA	ANAHEIM	82	299

SHOOTING PERCENTAGE (MIN 82 SHOTS)

NAME	TEAM	GP	G	S	PCTG
MILAN HEJDUK	COLORADO	82	50	244	20.5
ALEXANDER MOGILNY	TORONTO	73	33	165	20.0
BRENDEN MORROW	DALLAS	71	21	105	20.0
MARIAN HOSSA	OTTAWA	80	45	229	19.7
SCOTT MELLANBY	ST LOUIS	80	26	132	19.7

PLUS/MINUS

NAME	TEAM	GP	+/-
PETER FORSBERG	COLORADO	75	52
MILAN HEJDUK	COLORADO	82	52
NICKLAS LIDSTROM	DETROIT	82	40
JERE LEHTINEN	DALLAS	80	39
DERIAN HATCHER	DALLAS	82	37

GOALTENDING LEADERS (MIN. 25 GPI)

GOALS AGAINST AVERAGE

GOALTENDER	TEAM	GPI	MINS	GA	AVG
MARTY TURCO	DALLAS	55	3203	92	1.72
ROMAN CECHEMANEK	PHILADELPHIA	58	3350	102	1.83
DWAYNE ROLOSON	MINNESOTA	50	2945	98	2.00
MARTIN BRODEUR	NEW JERSEY	73	4374	147	2.02
PATRICK LALIME	OTTAWA	67	3943	142	2.16

WINS

GOALTENDER	TEAM	GPI	MINS	W	L	T
MARTIN BRODEUR	NEW JERSEY	73	4374	41	23	9
PATRICK LALIME	OTTAWA	67	3943	39	20	7
ED BELFOUR	TORONTO	62	3738	37	20	5
PATRICK ROY	COLORADO	63	3769	35	15	13
CURTIS JOSEPH	DETROIT	61	3566	34	19	6
J GIGUERE	ANAHEIM	65	3775	34	22	6

SAVE PERCENTAGE

GOALTENDER	TEAM	GPI	MINS	GA	SA	SPCTG	W	L	T
MARTY TURCO	DALLAS	55	3194	92	1359	.932	31	10	10
DWAYNE ROLOSON	MINNESOTA	50	2945	98	1334	.927	23	16	8
ROMAN CECHEMANEK	PHILADELPHIA	58	3349	102	1368	.925	33	15	10
MANNY LEGACE	DETROIT	25	1471	51	681	.925	14	5	4
EMMANUEL FERNANDEZ	MINNESOTA	35	1979	74	972	.924	19	13	2

SHUTOUTS

GOALTENDER	TEAM	GPI	MINS	SO	W	L	T
MARTIN BRODEUR	NEW JERSEY	73	4374	9	41	23	9
JOCelyn THIBAUT	CHICAGO	62	3710	8	26	28	7
J GIGUERE	ANAHEIM	65	3775	8	34	22	6
PATRICK LALIME	OTTAWA	67	3943	8	39	20	7
MARTY TURCO	DALLAS	55	3194	7	31	10	10
ED BELFOUR	TORONTO	62	3738	7	37	20	5



2002-2003 SABRES SCORING BREAKDOWN

Player	Even-Strength			Power-Play			Short-Handed			Home					Road						
	G	A	TP	G	A	TP	G	A	TP	GP	G	A	TP	PIM	±/∓	GP	G	A	TP	PIM	±/∓
Afinogenov	3	6	9	2	0	2	0	0	0	18	2	1	3	11	-6	17	3	5	8	10	-6
Bartovic	1	0	1	0	0	0	0	0	0	2	0	0	0	0	1	1	1	0	1	0	-1
Biron	0	1	1	0	0	0	0	0	0	29	0	1	1	2	E	25	0	0	0	10	E
Botterill	0	4	4	1	0	1	0	0	0	9	1	4	5	2	3	8	0	0	0	12	-2
Boulton	1	5	6	0	0	0	0	0	0	26	1	3	4	109	3	32	0	2	2	69	-2
Briere (Buf.)	2	4	6	5	1	6	0	0	0	8	5	3	8	6	3	6	2	2	4	6	-2
(Total)	15	18	33	9	16	25	0	0	0	40	11	21	32	32	-21	42	13	13	26	30	1
Brown	8	10	18	3	6	9	4	0	4	37	8	12	20	22	4	37	7	4	11	18	E
Campbell	2	14	16	0	3	3	0	0	0	33	1	10	11	6	-2	32	1	7	8	10	-6
Connolly	6	5	11	6	8	14	0	0	0	40	7	9	16	22	-14	40	5	4	9	10	-14
Dumont	12	13	25	2	8	10	0	0	0	39	9	15	24	22	-4	37	5	6	11	22	-10
Fitzpatrick	1	1	2	0	2	2	0	0	0	20	1	2	3	10	-1	16	0	1	1	6	-6
Gaustad	0	0	0	0	0	0	0	0	0	1	0	0	0	0	E	0	0	0	0	0	E
Hamel	2	0	2	0	0	0	0	0	0	10	0	0	0	0	-6	15	2	0	2	17	2
Hecht	8	10	18	2	5	7	0	1	1	23	6	8	14	16	6	26	4	8	12	14	-2
Hecl	0	0	0	0	0	0	0	0	0	6	0	0	0	0	-1	8	0	0	0	2	1
Houda	0	0	0	0	0	0	0	0	0	0	0	0	0	0	0	1	0	0	0	2	-2
Janik	0	0	0	0	0	0	0	0	0	3	0	0	0	2	2	3	0	0	0	0	-1
Kalinin	4	11	15	3	1	4	1	1	2	31	3	7	10	41	E	34	5	6	11	16	-7
Kotalik	17	11	28	4	3	7	0	0	0	33	11	8	19	22	-3	35	10	6	16	8	1
Kristek	0	0	0	0	0	0	0	0	0	2	0	0	0	0	-1	4	0	0	0	4	-1
Mair	5	11	16	0	0	0	1	0	1	39	4	6	10	58	2	40	2	5	7	86	-6
McKee	0	5	5	0	0	0	0	0	0	30	0	1	1	34	-6	29	0	4	4	15	-10
McMorrow	0	0	0	0	0	0	0	0	0	0	0	0	0	0	E	1	0	0	0	0	E
Miller	0	0	0	0	0	0	0	0	0	7	0	0	0	0	E	8	0	0	0	0	E
Milley	0	2	2	0	0	0	0	0	0	3	0	1	1	0	1	5	0	1	1	6	-3
Noronen	0	0	0	0	0	0	0	0	0	7	0	0	0	0	E	9	0	0	0	0	E
Patrick	2	6	8	2	6	8	0	0	0	34	2	8	10	12	-1	35	2	4	6	14	-2
Pyatt	12	12	24	2	2	4	0	0	0	39	10	11	21	26	5	39	4	3	7	12	-13
Satan	14	26	40	11	20	31	1	3	4	40	15	30	45	6	12	39	11	19	30	14	-15
Tallinder	2	5	7	1	4	5	0	1	1	21	2	7	9	12	3	25	1	3	4	16	-6
Taylor	1	2	3	0	0	0	0	1	1	5	1	1	2	0	1	6	0	2	2	2	-2
Warrener	0	7	7	0	1	1	0	1	1	29	0	6	6	37	5	21	0	3	3	26	-4
Zhitnik	3	8	11	0	9	9	0	1	1	33	1	9	10	24	8	37	2	9	11	61	-13

Key: (Buffalo Totals Only)

Totals for Even-Strength, Power Play & Short-Handed: Goals-Assists-Points

Totals for Home & Road Games: Games Played-Goals-Assists-Points-Penalty Min-Plus/Minus

SABRES SCORING BY HALVES OF SEASON



PLAYERS	1st Half 2002-03 Season				2nd Half 2002-03 Season				Totals for 2002-03 Season			
	GP	G	A	PTS	GP	G	A	PTS	GP	G	A	PTS
Miroslav Satan	38	16	19	35	41	10	30	40	79	26	49	75
J. P. Dumont	39	10	12	22	37	4	9	13	76	14	21	35
Ales Kotalik*	31	12	5	17	37	9	9	18	68	21	14	35
Curtis Brown	40	7	9	16	34	8	7	15	74	15	16	31
Taylor Pyatt	41	6	7	13	37	8	7	15	78	14	14	28
Jochen Hecht	24	5	10	15	25	5	6	11	49	10	16	26
Tim Connolly	41	5	6	11	39	7	7	14	80	12	13	25
Alexei Zhitnik	29	0	11	11	41	3	7	10	70	3	18	21
Dmitri Kalinin	32	4	3	7	33	4	10	14	65	8	13	21
Brian Campbell	29	0	7	7	36	2	10	12	65	2	17	19
Adam Mair	41	3	4	7	38	3	7	10	79	6	11	17
James Patrick	36	1	9	10	33	3	3	6	69	4	12	16
Henrik Tallinder*	30	2	7	9	16	1	3	4	46	3	10	13
Daniel Briere	0	0	0	0	14	7	5	12	14	7	5	12
Maxim Afinogenov	0	0	0	0	35	5	6	11	35	5	6	11
Rhett Warren	29	0	3	3	21	0	6	6	50	0	9	9
Eric Boulton	29	0	0	0	29	1	5	6	58	1	5	6
Jason Botterill	1	0	0	0	16	1	4	5	17	1	4	5
Jay McKee	38	0	4	4	20	0	1	1	58	0	5	5
Chris Taylor	0	0	0	0	11	1	3	4	11	1	3	4
Rory Fitzpatrick	9	0	1	1	27	1	2	3	36	1	3	4
Denis Hamel	10	0	0	0	15	2	0	2	25	2	0	2
Norman Milley*	4	0	1	1	4	0	1	1	8	0	2	2
Milan Bartovic*	0	0	0	0	3	1	0	1	3	1	0	1
Doug Houda	0	0	0	0	1	0	0	0	1	0	0	0
Jaroslav Kristek*	1	0	0	0	5	0	0	0	6	0	0	0
Doug Janik*	0	0	0	0	6	0	0	0	6	0	0	0
Paul Gaustad*	0	0	0	0	1	0	0	0	1	0	0	0
Sean McMorrow*	0	0	0	0	1	0	0	0	1	0	0	0
Radoslav Hecl	2	0	0	0	12	0	0	0	14	0	0	0

GOALTENDERS	GP	MIN	GA	GAA	GP	MIN	GA	GAA	GP	MIN	GA	GAA
Martin Biron	30	1710	73	2.56	24	1460	62	2.55	54	3170	135	2.56
Milka Noronen*	7	340	20	3.53	9	553	16	1.74	16	893	36	2.42
Ryan Miller*	7	426	18	2.54	8	486	22	2.72	15	912	40	2.63

2002-2003 REGULAR SEASON HIGHS/LOWS & STREAKS

TEAM SCORING

Most Goals Scored - Game	6 - 10/12 @ Montreal (6-1 W)
	1/03 vs. Carolina (6-3 W)
Most Goals Scored - Period	4 - 10/17 vs. NY Rangers (2nd), 1/10 vs. Boston (3rd), 4/2 vs. Atlanta (3rd)
Most Goals Allowed - Game	8 - 4/5 @ Boston (8-5 L)
Most Goals Allowed - Period	4 - 12/23 @ Pittsburgh (3rd), 4/5 @ Boston (1st)
Largest Margin of Victory	5 - 10/12 @ Montreal (6-1 W)
Largest Margin of Defeat	4 - 10/12 @ Montreal (2-6), 1/27 vs. Nashville (1-5)
Most Power-Play Goals - Game	3 - 3/29 @ Carolina (3-1 W)
Most Power-Play Opportunities - Game	9 - 11/12 vs. Boston
Most Power-Play Goals Against - Game	4 - 10/26 @ Pittsburgh
Most Power-Play Opportunities Against - Game	9 - 10/10 vs. NY Islanders, 10/17 vs. NY Rangers, 10/29 @ Vancouver



2002-2003 REGULAR SEASON HIGHS/LOWS & STREAKS

SHOOTING

Most Shots Taken - Game	44 - 11/29 vs. Pittsburgh, 12/07 vs. Washington
Most Shots Taken - Period	22 - 12/07 vs. Washington (3rd)
Fewest Shots Taken - Game	15 - 12/14 @ Philadelphia 3/29 @ Carolina
Fewest Shots Taken - Period	0 - 3/29 @ Carolina (3rd)
Most Shots Allowed - Game	52 - 2/15 vs. NY Rangers
Most Shots Allowed - Period	22 - 2/15 vs. NY Rangers (2nd)
Fewest Shots Allowed - Game	16 - 12/21 @ Montreal
Fewest Shots Allowed - Period	2 - 10/29 @ Vancouver (3rd)

PENALTY MINUTES

Most Penalty Minutes - Game	85 - 10/10 vs. NY Islanders
Fewest Penalty Minutes - Game	2 - 1/27 vs. Nashville, vs. LA 2/21
Most Opponent Penalty Minutes - Game	65 - 10/10 vs. NY Islanders
Fewest Opponent Penalty Minutes - Game	2 - 2/19 vs. Montreal

TEAM STREAKS

Longest Winning Streak	4 - 3/24 vs. Colorado to 3/29 vs. Carolina (4-0-0)
Longest Unbeaten Streak	7 - 1/10 vs. Boston to 1/24 vs. Toronto (5-0-2)
Longest Losing Streak	8 - 1/25 @ Ottawa to 2/13 @ Detroit (0-6-0-2)
Longest Winless Streak	12 - 10/25 vs. New Jersey to 11/19 @ New Jersey (0-10-2)

INDIVIDUAL HIGHS FOR A GAME

Most Goals	3 - Curtis Brown 12/04 vs. Anaheim Miroslav Satan 12/06 @ NY Rangers Taylor Pyatt 3/28 vs. Montreal
Most Assists	3 - Miroslav Satan 2/28 vs. Dallas, Stu Barnes 11/09 vs. Atlanta, Chris Gratton 12/18 vs. Boston
Most Points	4 - Chris Gratton (1+3) vs. Boston 12/18 Miroslav Satan (2+2) vs. Toronto 1/24
Most Penalty Minutes	29 - Eric Boulton 10/10 vs. NY Islanders
Most Shots	10 - Miroslav Satan 10/22 vs. Philadelphia
Most Goals by Opponent	2 - Several Players
Most Assists by Opponent	3 - Mario Lemieux 12/23 @ Pittsburgh
Most Points by Opponent	4 - Mario Lemieux (1+3) 12/23 @ Pittsburgh
Most Shots by Opponent	9 - Jeff O'Neill

INDIVIDUAL STREAKS

Consecutive Games with Goals	3 - Ales Kotalik 1/04 @ Ottawa to 1/10 vs. Boston (six goals) Tim Connolly 2/08 @ NY Islanders to 2/13 @ Detroit (three goals)
Consecutive Games with Assists	5 - Miroslav Satan 3/22 @ Toronto to 3/29 @ Carolina
Consecutive Games with Points	9 - Miroslav Satan (4+9) 2/23 @ Tampa Bay to 3/09 @ Tampa Bay

INDIVIDUAL PERFORMANCES

Last Six-Point Game by a Sabre: Pat LaFontaine @ Winnipeg 2/10/93
Last Five-Point Game by a Sabre: Miroslav Satan @ Ottawa 1/8/2000
Last Four-Point Game by a Sabre: Miroslav Satan (2+2) vs. Toronto 1/24/2003

2002-2003 TRANSACTIONS



OCTOBER

10/19/2002 - Recalled LW Denis Hamel from Rochester.
10/24/2002 - Reassigned LW Denis Hamel to Rochester.
10/27/2002 - Recalled RW Ales Kotalik from Rochester.

NOVEMBER

11/13/2002 - Placed D Jason Woolley on waivers.
11/16/2002 - Traded D Jason Woolley to Detroit for future considerations.
11/18/2002 - Recalled G Ryan Miller from Rochester.
11/22/2002 - Reassigned G Mika Noronen to Rochester.
11/25/2002 - Recalled G Mika Noronen and D Rory Fitzpatrick from Rochester and assigned G Ryan Miller to Rochester.
11/30/2002 - Recalled D Radoslav Hecl from Rochester.

DECEMBER

12/01/2002 - Reassigned D Radoslav Hecl to Rochester.
12/09/2002 - Recalled LW Jason Botterill from Rochester and reassigned D Rory Fitzpatrick to Rochester.
12/11/2002 - Recalled D Rory Fitzpatrick and RW Norm Milley from Rochester and reassigned LW Jason Botterill to Rochester.
12/21/2002 - Recalled D Radoslav Hecl from Rochester.
12/26/2002 - Recalled RW Denis Hamel from Rochester and reassigned RW Norm Milley and D Radoslav Hecl to Rochester.
12/28/2002 - Reassigned D Rory Fitzpatrick to Rochester.
12/30/2002 - Recalled G Ryan Miller from Rochester.

JANUARY

1/01/2003 - Reassigned G Mika Noronen and D Rory Fitzpatrick to Rochester.
1/08/2003 - Recalled RW Jaroslav Kristek from Rochester.
1/22/2003 - Reassigned RW Jaroslav Kristek to Rochester.



Curtis Brown led the 2002-03 Sabres with four shorthanded goals and four game-winning goals.



2002-2003 TRANSACTIONS

FEBRUARY


- 2/12/2003 - Recalled D Rory Fitzpatrick from Rochester.
- 2/15/2003 - Recalled D Radoslav Hecl from Rochester.
- 2/22/2003 - Recalled G Mika Noronen from Rochester and reassigned G Ryan Miller to Rochester.
- 2/25/2003 - Acquired C Jakub Klepis from Ottawa in exchange for RW Vaclav Varada and a fifth-round draft pick in 2003 NHL Entry Draft.
- 2/27/2003 - Reassigned D Radoslav Hecl to Rochester.
- 2/28/2003 - Recalled LW Jason Botterill and D Radoslav Hecl from Rochester.

MARCH

- 3/01/2003 - Reassigned LW Denis Hamel to Rochester
- 3/10/2003 - Traded C Stu Barnes to Dallas for C Mike Ryan and Dallas' second-round draft choice in the 2003 NHL Entry Draft.
- 3/10/2003 - Traded Rob Ray to Ottawa for future considerations
- 3/11/2003 - Acquired C Daniel Briere and Phoenix's third-round draft choice in the 2004 NHL Entry Draft for C Chris Gratton and Buffalo's fourth-round draft choice in the 2004 Entry Draft.
- 3/13/2003 - Recalled D Doug Janik and C Chris Taylor from Rochester.
- 3/19/2003 - Recalled D Doug Houda from Rochester.
- 3/20/2003 - Recalled RW Sean McMorrow from Rochester and reassigned D Doug Houda to Rochester.
- 3/23/2003 - Recalled C Paul Gaustad and RW Norm Milley from Rochester and reassigned RW Sean McMorrow to Rochester.
- 3/24/2003 - Reassigned D Doug Janik and C Paul Gaustad to Rochester.
- 3/28/2003 - Reassigned C Chris Taylor to Rochester.
- 3/28/2003 - Recalled C Chris Taylor from Rochester.
- 3/28/2003 - Reassigned D Radoslav Hecl to Rochester on a conditioning assignment.
- 3/31/2003 - Recalled D Radoslav Hecl from Rochester.

APRIL

- 4/02/2003 - Reassigned LW Jason Botterill, D Radoslav Hecl and RW Norm Milley to Rochester and recalled RW Milan Bartovic.



Miroslav Satan scored a team-high 75 points (26+49) in 2002-03. He also led the team in goals, assists, power-play goals (11), power-play assists (20) and power-play points (11+20).

THE LAST TIME THE SABRES...



WON A HOME GAME IN OVERTIME:

- 3/24/2003 vs. Colorado (Jochen Hecht)

LOST A HOME GAME IN OVERTIME:

- 3/12/2003 vs. Carolina (Craig Adams)

SHUT OUT AN OPPONENT AT HOME:

- 1/24/2003 vs. Toronto (Martin Biron)

SHUT OUT OPPONENT ON THE ROAD:

- 3/08/2003 @ Florida (Mika Noronen)

HAD TWO STRAIGHT SHUTOUTS:

- 1/21/2003 vs. Pittsburgh (Martin Biron) &
- 1/24/2003 vs. Toronto (Martin Biron)

WON A 1-0 GAME AT HOME:

- 1/19/2001 vs. Florida (Dominik Hasek)

WON A 1-0 GAME ON THE ROAD:

- 1/18/2003 @ Phoenix (Martin Biron)

LAST SCORELESS TIE AT HOME:

- 1/21/2003 vs. Pittsburgh
- (Martin Biron/Sebastien Caron)

TIED A GAME IN THE FINAL MINUTE:

- 12/13/2002 vs. Chicago (Miroslav Satan)

SCORED 10 OR MORE GOALS AT HOME:

- 2/24/1993 vs. Detroit (10-7)

SCORED 10 OR MORE GOALS ON THE ROAD:

- 3/8/1990 @ Boston (10-4)

RECORDED 50 OR MORE SHOTS:

- 10/11/1992 vs. Montreal (50)

ALLOWED 50 OR MORE SHOTS:

- 2/15/2003 vs. NY Rangers (52)

WON BY FIVE OR MORE GOALS:

- HOME: 10/12/2002 (6-1 vs. Montreal)
- ROAD: 3/07/2002 (5-0 @ NY Islanders)

HAD ONE PLAYER WITH A THREE-GOAL GAME:

- HOME: 3/28/2003 vs. Montreal (Taylor Pyatt)
- ROAD: 12/06/2002 @ NY Rangers (Miroslav Satan)

SCORED TWO HAT TRICKS IN ONE GAME:

- 12/31/1992 vs. N.Y. Rangers
- (Alexander Mogilny & Yuri Khmylev)

HAD A FOUR-GOAL GAME:

- 2/24/1993 vs. Detroit (Alexander Mogilny)

HAD A FIVE-GOAL GAME:

- 2/06/1986 @ Boston (Dave Andreychuk)

SCORED A SHORT-HANDED GOAL:

- 2/28/2003 vs. NY Islanders (Curtis Brown)

SCORED A GOAL WHILE TWO MEN SHORT:

- 1/30/1990 @ Quebec (Phil Housley)

SCORED TWO SHORT-HANDED GOALS IN ONE GAME:

- 2/15/2003 vs. NY Rangers
- (Miroslav Satan-on penalty shot and Curtis Brown)

SCORED THREE SHORT-HANDED GOALS IN ONE GAME:

- 3/19/1998 vs. Florida
- (Michael Peca and Alexei Zhitnik [2])

SCORED AN EMPTY NET GOAL:

- HOME: 3/06/2003 vs. Toronto (Curtis Brown)
- ROAD: 2/23/2003 @ Tampa Bay (Vaclav Varada)

SCORED ON A PENALTY SHOT:

- 2/15/2003 vs. NY Rangers
 - (Miroslav Satan [SH] vs. Mike Dunham)
- WERE UNSUCCESSFUL ON A PENALTY SHOT:**
- 11/9/2001 @ Ottawa
 - (Miroslav Satan vs. Patrick Lalime)

WON A ROAD GAME IN OVERTIME:

- 1/04/2003 @ Ottawa (Ales Kotalik)

LOST A ROAD GAME IN OVERTIME:

- 3/22/2003 @ Toronto Maple Leafs (Bryan McCabe)

WERE SHUTOUT AT HOME:

- 1/21/2003 vs. Pittsburgh Penguins (Sebastien Caron)

WERE SHUTOUT ON THE ROAD:

- 3/31/2003 @ Dallas Stars (Marty Turco)

WERE SHUTOUT IN TWO STRAIGHT GAMES:

- 2/3 & 2/4, 1990 (1-0 at MTL. & 1-0 vs. N.Y. I.)

LOST A 1-0 GAME AT HOME:

- 12/31/2002 vs. NY Islanders

(Chris Osgood) **OT LOSS

LOST A 1-0 GAME ON THE ROAD:

- 3/21/2001 @ Carolina (Arturs Irbe)

LAST SCORELESS TIE ON THE ROAD:

- 1/13/2000 @ Boston (Martin Biron/Byron Dafoe)

ALLOWED THE TYING GOAL IN THE FINAL MINUTE:

- 3/15/2000 @ San Jose (Vincent Damphousse)

ALLOWED 10 OR MORE GOALS AT HOME:

- Has not happened

ALLOWED 10 OR MORE GOALS ON THE ROAD:

- 3/12/88 @ Calgary (10-4)

RECORDED 20 OR MORE SHOTS IN A PERIOD:

- 12/07/2002 vs. Washington (22 - 3rd)

ALLOWED 20 OR MORE SHOTS IN A PERIOD:

- 2/15/2003 vs. NY Rangers (22 - 2nd)

LOST BY FIVE OR MORE GOALS:

- HOME: 12/28/1999 (7-2 - Detroit)
- ROAD: 10/26/1997 (6-1 - Phoenix)

ALLOWED A THREE-GOAL GAME:

- HOME: 10/26/2001 vs. Montreal (Brian Savage)
- ROAD: 2/10/2002 @ New Jersey (Jason Arnott)

ALLOWED TWO HAT TRICKS IN ONE GAME:

- 11/22/1987 vs. Los Angeles
- (Bernie Nicholls & Bob Carpenter)



THE LAST TIME THE SABRES...

ALLOWED A FOUR-GOAL GAME BY OPPOSING PLAYER:
4/13/97 vs. Washington (Jaroslav Svejksky)

ALLOWED A FIVE-GOAL GAME BY OPPOSING PLAYER:
(Sabres never allowed a five-goal game by an opposing player.)

ALLOWED A SHORT-HANDED GOAL:
2/21/2003 vs. Los Angeles (Zigmund Palffy)

ALLOWED A GOAL WITH A TWO-MAN ADVANTAGE:
Has not happened in recent years

ALLOWED TWO SHORT-HANDED GOALS IN ONE GAME:
12/8/2001 @ Boston (Brian Rolston - 2)

ALLOWED THREE SHORT-HANDED GOALS IN ONE GAME:
(Sabres never allowed three short-handed goals in one game.)

ALLOWED AN EMPTY NET GOAL:
HOME: 3/14/2003 vs. Tampa Bay Lightning (Vaclav Prospal)
ROAD: 3/31/2003 @ Dallas (Rob Dimaio)

ALLOWED A GOAL ON A PENALTY SHOT:
12/13/2002 vs. Chicago (Alexei Zhamnov on Martin Biron)

STOPPED THE SHOOTER ON A PENALTY SHOT:
2/01/2001 @ Tampa Bay (Martin Biron stopped Mike Johnson)

THE SABRES TRAILED BY TWO GOALS AND WON:
1/10/2003 vs. Boston (4-2)

THE SABRES TRAILED BY THREE GOALS AND WON:
4/02/2003 vs. Atlanta (4-3)

THE SABRES TRAILED BY FOUR GOALS AND WON:
1/21/1989 @ Boston (6-5 OT)

THE SABRES TRAILED BY FIVE GOALS AND WON:
2/25/1983 vs. Boston (7-6)

THE SABRES LED BY TWO GOALS AND LOST:
3/12/2003 vs. Carolina (3-2 - OT)

THE SABRES LED BY THREE GOALS AND LOST:
1/4/2000 vs. Atlanta (5-4)

THE SABRES LED BY FOUR GOALS AND LOST:
3/12/1987 @ Calgary (10-4)

THE SABRES LED BY FIVE GOALS AND LOST:
Has never happened.

THE SABRES TRAILED BY TWO GOALS AND TIED:
10/20/2000 vs. Anaheim (2-2)

THE SABRES TRAILED BY THREE GOALS AND TIED:
4/11/1998 @ Ottawa (4-4)

THE SABRES TRAILED BY FOUR GOALS AND TIED:
2/27/1982 @ Minnesota (5-4)

THE SABRES TRAILED BY FIVE GOALS AND TIED:
Has never happened

THE SABRES LED BY TWO GOALS AND TIED:
4/10/2002 vs. Pittsburgh (4-4)

THE SABRES LED BY THREE GOALS AND TIED:
3/13/1993 @ Hartford (3-3)

THE SABRES LED BY FOUR GOALS AND TIED:
10/28/1978 @ St. Louis (7-7)

THE SABRES LED BY FIVE GOALS AND TIED:
Has never happened

2002-2003 REGULAR SEASON SCORES



NO.	DATE	OPPONENT	SCORE	W/L	REC.	PP	PK	GOALIE	ATT.	GOALS by UNIF. NO.	
										(in order scored)	
1.	10/10	NY Islanders	5-1	W	1-0-0-0	2-7	8-9	Biron	12,224	41,77,71,18,17	
2.	10/12	@ Montreal	6-1	W	2-0-0-0	2-5	4-4	Biron	21,273	24,18,24,81,71,25	
3.	10/13	@ Chicago	0-3	L	2-1-0-0	0-7	7-8	Biron	16,910		
4.	10/17	NY Rangers	4-4*	T	2-1-1-0	2-5	6-9	Biron	12,357	81,77,18,81	
5.	10/19	Phoenix	2-3	L	2-2-1-0	0-7	6-7	Noronen	11,351	77,24	
6.	10/22	Philadelphia	2-1	W	3-2-1-0	0-6	3-4	Biron	10,140	25,81	
7.	10/25	New Jersey	1-2	L	3-3-1-0	0-4	3-3	Biron	12,633	41	
8.	10/26	@ Pittsburgh	2-5	L	3-4-1-0	1-6	2-6	Biron	16,188	22(sh),71	
9.	10/29	@ Vancouver	1-1*	T	3-4-2-0	0-7	8-9	Biron	17,912	12(t)	
10.	10/31	@ Calgary	0-3	L	3-5-2-0	0-5	5-5	Biron	14,822		
11.	11/01	@ Edmonton	1-1*	T	3-5-3-0	1-4	7-7	Noronen	16,201	45(t)	
12.	11/03	@ Columbus	2-3	L	3-6-3-0	0-5	5-7	Biron	18,136	41,71	
13.	11/07	@ Carolina	0-2	L	3-7-3-0	0-4	5-5	Noronen	11,588		
14.	11/09	Atlanta	4-6	L	3-8-3-0	1-4	5-5	Biron	12,534	71,12,17,77	
								/Noronen			
15.	11/12	Boston	3-4	L	3-9-3-0	1-9	6-6	Noronen	13,573	17,77,77	
								/Biron			
16.	11/15	Toronto	2-3	L	3-10-3-0	0-7	4-6	Biron	18,690	41,18	
17.	11/16	@ Ottawa	1-4	L	3-11-3-0	0-2	5-5	Biron	15,298	77	
18.	11/19	@ New Jersey	3-4*	OTL	3-11-3-1	2-7	1-2	Miller	16,841	37,77,17	
19.	11/22	Columbus	5-4	W	4-11-3-1	0-6	6-6	Miller	15,711	24,24,81,25,3	
20.	11/23	@ Boston	1-4	L	4-12-3-1	0-6	5-8	Biron	16,280	37	
21.	11/27	Tampa Bay	1-1*	T	4-12-4-1	0-2	7-7	Biron	11,420	25	
22.	11/29	Pittsburgh	1-4	L	4-13-4-1	0-5	3-5	Biron	15,733	41	
23.	11/30	@ Toronto	1-3	L	4-14-4-1	0-3	3-4	Biron	19,266	37	
24.	12/04	Anaheim	4-0	W	5-14-4-1	1-5	5-5	Biron	10,433	17,37,37,37	
25.	12/06	@ NY Rangers	4-1	W	6-14-4-1	1-7	4-5	Biron	18,200	81,81,45,81	
26.	12/07	Washington	4-3	W	7-14-4-1	1-5	2-2	Biron	10,663	12,81,45,22	
27.	12/10	Ottawa	2-4	L	7-15-4-1	1-1	1-2	Biron	9,966	10,12	
28.	12/13	Chicago	1-1*	T	7-15-5-1	0-6	5-5	Biron	14,872	81(t)	
29.	12/14	@ Philadelphia	0-2	L	7-16-5-1	0-1	3-3	Biron	19,262		
30.	12/18	Boston	4-2	W	8-16-5-1	2-5	3-4	Biron	11,869	77,24,17,41	
31.	12/20	Florida	0-2	L	8-17-5-1	0-3	4-5	Biron	10,752		
32.	12/21	@ Montreal	2-6	L	8-18-5-1	1-7	6-8	Biron	21,273	22,81	
								/Noronen			
33.	12/23	@ Pittsburgh	2-5	L	8-19-5-1	1-4	2-2	Noronen	16,569	17,12	
34.	12/26	Ottawa	2-3	L	8-20-5-1	1-5	2-2	Biron	12,677	10,17	
35.	12/28	Minnesota	3-4	L	8-21-5-1	1-4	4-5	Biron	12,006	81,12,41	
36.	12/30	@ Washington	3-4	L	8-22-5-1	1-3	2-2	Biron	14,840	45,81,25	
37.	12/31	NY Islanders	0-1*	OTL	8-22-5-2	0-6	6-6	Miller	15,129		
38.	1/03	Carolina	6-3	W	9-22-5-2	1-6	3-3	Miller	13,757	17,37(sh),81,41,17,81	
39.	1/04	@ Ottawa	2-1*	W	10-22-5-2	0-2	3-3	Miller	16,406	12,12	
40.	1/07	@ Philadelphia	2-3	L	10-23-5-2	1-2	1-2	Miller	19,208	12,12	
41.	1/10	Boston	4-2	W	11-23-5-2	0-1	2-2	Miller	14,169	18,12,12,81(en)	

Key: power-play goals underlined (sh) short-handed goal (en) empty net goal (t) game-tying goal

* - overtime decision

** - afternoon game



2002-2003 REGULAR SEASON SCORES

NO.	DATE	OPPONENT	SCORE	W/L	REC.	PP	PK	GOALIE	ATT.	GOALS by UNIF. NO. (in order scored)
42.	1/11	@ Montreal	3-2	W	12-23-5-2	0-4	3-3	Biron	21,273	44,10,41
43.	1/14	@ Minnesota	1-0	W	13-23-5-2	0-5	3-3	Miller	18,568	55
44.	1/16	@ San Jose	2-2*	T	13-23-6-2	1-5	4-4	Miller	17,131	3,77(t)
45.	1/18	@ Phoenix	1-0	W	14-23-6-2	0-3	6-6	Biron	15,896	37(sh)
46.	1/21	Pittsburgh	0-0*	T	14-23-7-2	0-4	3-3	Biron	13,858	
47.	1/24	Toronto	4-0	W	15-23-7-2	1-6	5-5	Biron	18,690	77,81,24,81
48.	1/25	@ Ottawa	3-4*	OTL	15-23-7-3	1-2	1-4	Biron	18,241	77,77,12
49.	1/27	Nashville	1-5	L	15-24-7-3	0-2	1-1	Miller	10,799	77
50.	1/30	@ St. Louis	1-2*	OTL	15-24-7-4	0-1	2-2	Biron	19,266	17
51.	2/04	@ New Jersey	1-4	L	15-25-7-4	0-5	6-6	Miller	10,598	37
52.	2/07	Vancouver	2-4	L	15-26-7-4	1-4	2-2	Biron	18,690	45,12
53.	2/08	@ NY Islanders	1-3	L	15-27-7-4	1-4	4-4	Miller	15,745	18
54.	2/11	St. Louis	2-3	L	15-28-7-4	0-3	2-3	Biron	13,617	22,18
55.	2/13	@ Detroit	2-4	L	15-29-7-4	0-2	0-2	Miller	20,058	18,55
56.	2/15	NY Rangers	5-4	W	16-29-7-4	0-4	6-6	Biron	18,165	77,8,22,81(sh/ps),37(sh)
57.	2/17	@ Atlanta**	3-4*	OTL	16-29-7-5	1-3	5-8	Biron	14,462	17,18,37(sh)
58.	2/19	Montreal	2-1*	W	17-29-7-5	0-1	2-2	Miller	15,027	25,81
59.	2/21	Los Angeles	1-4	L	17-30-7-5	0-5	1-1	Miller	11,866	26
60.	2/23	@ Tampa Bay	4-1	W	18-30-7-5	1-2	3-4	Biron	16,654	61,44,81,25(en)
61.	2/24	@ Florida	2-2*	T	18-30-8-5	2-6	2-2	Biron	11,944	61,81
62.	2/26	@ Washington	2-3	L	18-31-8-5	1-3	4-5	Biron	14,031	37,45
63.	2/28	Dallas	5-3	W	19-31-8-5	1-4	4-5	Biron	13,266	12,51,41(sh),37,28
64.	3/01	@ NY Islanders	1-2*	OTL	19-31-8-6	0-3	3-3	Noronen	15,118	81
65.	3/04	Washington	1-2	L	19-32-8-6	1-6	5-6	Biron	11,750	12
66.	3/06	Toronto	4-2	W	20-32-8-6	1-3	3-4	Biron	18,016	81,24,37,37(en)
67.	3/08	@ Florida	4-0	W	21-32-8-6	1-5	6-6	Noronen	19,250	51,41,71,12
68.	3/09	@ Tampa Bay	1-1*	T	21-32-9-6	1-2	3-4	Noronen	19,907	12
69.	3/12	Carolina	2-3*	OTL	21-32-9-7	0-3	3-3	Biron	15,425	22,18
70.	3/14	Tampa Bay	2-4	L	21-33-9-7	0-3	3-4	Noronen	13,876	48,24
71.	3/15	@ Atlanta	3-5	L	21-34-9-7	1-5	4-4	Biron	15,327	12,18,24
72.	3/18	Philadelphia	5-2	W	22-34-9-7	1-4	1-2	Biron	14,942	48,17,61,71,3
73.	3/19	@ NY Rangers	0-3	L	22-35-9-7	0-7	5-5	Biron	18,200	
74.	3/22	@ Toronto	2-3*	OTL	22-35-9-8	1-5	3-4	Noronen	19,372	3,17
75.	3/24	Colorado	4-3*	W	23-35-9-8	1-7	6-7	Biron	13,250	61,71,48,71
76.	3/26	Florida	2-1	W	24-35-9-8	1-4	2-2	Noronen	11,235	16,48
77.	3/28	Montreal	4-1	W	25-35-9-8	1-4	2-2	Biron	16,024	24,71,24,24
78.	3/29	@ Carolina	3-1	W	26-35-9-8	3-5	6-6	Noronen	17,677	81,61,48
79.	3/31	@ Dallas	0-3	L	26-36-9-8	0-4	5-5	Biron	18,532	
80.	4/2	Atlanta	4-3	W	27-36-9-8	2-5	3-4	Noronen	15,827	45,12,48,18
81.	4/5	@ Boston**	5-8	L	27-37-9-8	0-1	2-4	Biron	17,565	48,81,45,24,15
82.	4/6	New Jersey**	2-2*	T	27-37-10-8	0-3	5-5	Noronen	17,845	12,44

Key: power-play goals underlined (sh) short-handed goal (en) empty net goal (t) game-tying goal

* - overtime decision
** - afternoon game

Attendance Breakdown
Home (41 games) - 564,827 (13,776 average) 3 Sellouts
Away (41 games) - 696,288 (16,983 average)

2002-2003 REGULAR SEASON



BUFFALO SABRES



VS.

MIGHTY DUCKS OF ANAHEIM

Summary: Won- 1 Lost- 0 Tied- 0

At BUFFALO SABRES
4 Dec. 2002 SABRES 4 DUCKS 0

Attend. 10,433
Goaltenders BIRON/ GERBER

W/T Goal J.P. DUMONT

Goals by Period:	1st	2nd	3rd	OT	Total	Shots by Period:	1st	2nd	3rd	OT	Total
SABRES	0	2	2	0	4	SABRES	12	10	14	0	36
MIGHTY DUCKS	0	0	0	0	0	MIGHTY DUCKS	5	10	7	0	22

INDIVIDUAL SCORING

BUFFALO	GP	G	A	TP	+-	PM	PP	SH	GW	GT	EN	S	Pctg	ANAHEIM	GP	G	A	TP	+-	PM	PP	SH	GW	GT	EN	S	Pctg	
CURTIS BROWN	1	3	0	3	2	0	1	0	0	0	0	5	60.0	KEITH CARNEY	1	0	0	0	-3	2	0	0	0	0	0	0	0	
MIROSLAV SATAN	1	0	2	2	2	2	0	0	0	0	0	4	0	STANISLAV CHISTOV	1	0	0	0	0	0	0	0	0	0	0	0	1	0
J.P. DUMONT	1	1	0	1	1	0	0	0	1	0	0	5	20.0	MARC CHOUINARD	1	0	0	0	-1	0	0	0	0	0	0	0	1	0
STU BARNES	1	0	1	1	1	0	0	0	0	0	0	2	0	MATT CULLEN	1	0	0	0	-1	0	0	0	0	0	0	0	0	0
HORY FITZPATRICK	1	0	1	1	1	0	0	0	0	0	0	2	0	NICLAS HAVELID	1	0	0	0	-1	2	0	0	0	0	0	2	0	
CHRIS GRATTON	1	0	1	1	1	0	0	0	0	0	0	4	0	JONATHAN HEDSTROM	1	0	0	0	-1	0	0	0	0	0	0	1	0	
ALES KOTALIK	1	0	1	1	2	2	0	0	0	0	0	4	0	PAUL KARIYA	1	0	0	0	-1	0	0	0	0	0	0	4	0	
JAMES PATRICK	1	0	1	1	1	0	0	0	0	0	0	1	0	PATRIC KJELLBERG	1	0	0	0	0	0	0	0	0	0	0	2	0	
HENRIK TALLINDER	1	0	1	1	2	2	0	0	0	0	0	1	0	JASON KROG	1	0	0	0	-1	0	0	0	0	0	0	1	0	
ERIC BOULTON	1	0	0	0	0	0	0	0	0	0	0	0	0	ANDY MCDONALD	1	0	0	0	0	0	0	0	0	0	0	3	0	
BRIAN CAMPBELL	1	0	0	1	2	0	0	0	0	0	0	3	0	ADAM OATES	1	0	0	0	0	0	0	0	0	0	0	0	0	0
TIM CONNOLLY	1	0	0	0	0	0	0	0	0	0	0	0	0	FREDRIK OLAUSSON	1	0	0	0	2	0	0	0	0	0	0	0	0	
JOCHEN HECHT	1	0	0	0	4	0	0	0	0	0	0	1	0	STEVE RUCCHIN	1	0	0	0	-1	0	0	0	0	0	0	0	0	
DMITRI KALININ	1	0	0	1	0	0	0	0	0	0	0	2	0	KURT SAUER	1	0	0	0	-2	2	0	0	0	0	0	1	0	
ADAM MAIR	1	0	0	0	0	0	0	0	0	0	0	1	0	KEVIN SAWYER	1	0	0	0	-1	0	0	0	0	0	0	2	0	
JAY MCKEE	1	0	0	0	1	0	0	0	0	0	0	0	0	PETR SYKORA	1	0	0	0	-1	0	0	0	0	0	0	2	0	
TAYLOR PYATT	1	0	0	0	2	0	0	0	0	0	0	1	0	PAVEL TRNKA	1	0	0	0	0	0	0	0	0	0	0	1	0	
VACLAV VARADA	1	0	0	0	0	0	0	0	0	0	0	0	0	VITALY VISHNEVSKI	1	0	0	0	-1	6	0	0	0	0	0	1	0	

Power Play: 1-5 20.0%
Penalty Killing 5-5 100.0%

Power Play: 0-5 .0%
Penalty Killing: 4-5 80.0%

GOALTENDING

SABRES	GP	Min	GA	Avg	EN	SO	W	L	T	Shots	Save %	MIGHTY DUCKS	GP	Min	GA	Avg	EN	SO	W	L	T	Shots	Save %	
MARTIN BIRON	1	60	0	0	0	1	1	0	0	22	1.00	J GIGUERE	0	0	0	0	0	0	0	0	0	0	0	0
MIKA NORONEN	0	0	0	0	0	0	0	0	0	0	0	J-F DAMPHOUSSE	0	0	0	0	0	0	0	0	0	0	0	0
RYAN MILLER	0	0	0	0	0	0	0	0	0	0	0	ILJA BRYZGALOV	0	0	0	0	0	0	0	0	0	0	0	0
												MARTIN GERBER	1	60	4	4	0	0	1	0	36	0.889		



BUFFALO SABRES VS. ATLANTA THRASHERS



Summary: Won-1 Lost-3 Tied-0

Table with columns: At BUFFALO SABRES, Date, Opponent, Score, Attend., Goaltenders, W/T Goal

Table with columns: At ATLANTA THRASHERS, Date, Opponent, Score, Attend., Goaltenders, W/T Goal

Goals by Period: 1st 2nd 3rd OT Total Shots by Period: 1st 2nd 3rd OT Total

INDIVIDUAL SCORING

Table of individual scoring for Buffalo Sabres: Player, GP, G, A, TP, +/-, PM, P, SH, GW, GT, EN, S, Pctg

Table of individual scoring for Atlanta Thrashers: Player, GP, G, A, TP, +/-, PM, P, SH, GW, GT, EN, S, Pctg

Power Play: 5-17 29.4% Penalty Killing: 17-21 81.0%

GOALTENDING

Table of goaltending for Sabres: Player, GP, Min, GA, Avg, EN, SO, W, L, T, Shots, Save %

Table of goaltending for Thrashers: Player, GP, Min, GA, Avg, EN, SO, W, L, T, Shots, Save %



BUFFALO SABRES VS. BOSTON BRUINS



Summary: Won-2 Lost-3 Tied-0

Table with columns: At BUFFALO SABRES, Date, Opponent, Score, Attend., Goaltenders, W/T Goal

Table with columns: At BOSTON BRUINS, Date, Opponent, Score, Attend., Goaltenders, W/T Goal

Goals by Period: 1st 2nd 3rd OT Total Shots by Period: 1st 2nd 3rd OT Total

INDIVIDUAL SCORING

Table of individual scoring for Buffalo Sabres: Player, GP, G, A, TP, +/-, PM, P, SH, GW, GT, EN, S, Pctg

Table of individual scoring for Boston Bruins: Player, GP, G, A, TP, +/-, PM, P, SH, GW, GT, EN, S, Pctg

Power Play: 3-23 13.0% Penalty Killing: 17-23 73.9%

Power Play: 6-23 26.1% Penalty Killing 20-23 87.0%

GOALTENDING

Table of goaltending for Sabres: Player, GP, Min, GA, Avg, EN, SO, W, L, T, Shots, Save %

Table of goaltending for Bruins: Player, GP, Min, GA, Avg, EN, SO, W, L, T, Shots, Save %



BUFFALO SABRES

VS.



CHICAGO BLACKHAWKS

Summary: Won- 0 Lost- 1 Tied- 1

At BUFFALO SABRES 13 Dec. 2002 BLACKHAWKS 1 SABRES 1 14,872 THIBAUT/ BIRON MIROSLAV SATAN

At CHICAGO BLACKHAWKS 13 Oct. 2002 BLACKHAWKS 3 SABRES 0 16,910 THIBAUT/ BIRON JON KLEMM

Goals by Period: 1st 2nd 3rd OT Total Shots by Period: 1st 2nd 3rd OT Total

INDIVIDUAL SCORING

Buffalo and Chicago player statistics including goals, assists, and power play percentages.

GOALTENDING

Goaltending statistics for Buffalo Sabres and Chicago Blackhawks.



BUFFALO SABRES

VS.



COLORADO AVALANCHE

Summary: Won- 1 Lost- 0 Tied- 0

At BUFFALO SABRES 24 Mar. 2003 AVALANCHE 3 SABRES 4 13,250 AEBISCHER/ BIRON JOCHEN HECHT

Goals by Period: 1st 2nd 3rd OT Total Shots by Period: 1st 2nd 3rd OT Total

INDIVIDUAL SCORING

Buffalo and Colorado player statistics including goals, assists, and power play percentages.

GOALTENDING

Goaltending statistics for Buffalo Sabres and Colorado Avalanche.

**2002-2003 REGULAR SEASON****BUFFALO SABRES**
vs.
FLORIDA PANTHERS

Summary: Won- 2 Lost- 1 Tied- 1

At BUFFALO SABRES		Attend.	Goaltenders	W/T Goal
20 Dec. 2002	PANTHERS 3 SABRES 0	10,752	LUONGO/ BIRON	JAROSLAV BEDNAR
26 Mar. 2003	PANTHERS 1 SABRES 2	11,235	LUONGO,HURME/ NORONEN	DANIEL BRIERE

At FLORIDA PANTHERS		Attend.	Goaltenders	W/T Goal
24 Feb. 2003	PANTHERS 2 SABRES 2	11,944	LUONGO/ BIRON	JAROSLAV BEDNAR
8 Mar. 2003	PANTHERS 0 SABRES 4	19,250	HURME/ NORONEN	BRIAN CAMPBELL

Goals by Period:	1st	2nd	3rd	OT	Total	Shots by Period:	1st	2nd	3rd	OT	Total
SABRES	3	3	2	0	8	SABRES	38	39	27	2	106
PANTHERS	4	0	2	0	6	PANTHERS	40	37	39	5	121

INDIVIDUAL SCORING

BUFFALO	GP	G	A	TP	+/ - PM	PP	SH	GW	GT	EN	S	Pctg	
MIROSLAV SATAN	4	1	2	3	-3	2	1	0	0	0	8	12.5	
JOCHEN HECHT	2	1	1	2	0	0	1	0	0	0	9	11.1	
MAXIM AFINOGENOV	3	1	1	2	1	0	1	0	0	0	3	33.3	
ERIC BOULTON	3	0	2	2	2	5	0	0	0	0	0	0	
CURTIS BROWN	4	0	2	2	0	4	0	0	0	0	0	7	0
DANIEL BRIERE	1	1	0	1	-1	0	1	0	1	0	1	100	
CHRIS TAYLOR	1	1	0	1	1	0	0	0	0	0	2	50	
STU BARNES	3	1	0	1	-2	0	0	0	0	0	8	12.5	
ALES KOTALIK	3	1	0	1	-2	0	0	0	0	11	9.1		
BRIAN CAMPBELL	4	1	0	1	0	0	0	1	0	0	5	20	
NORMAN MILLEY	1	0	1	1	1	0	0	0	0	0	3	0	
J.P. DUMONT	3	0	1	1	-1	4	0	0	0	0	2	0	
RORY FITZPATRICK	3	0	1	1	0	2	0	0	0	0	2	0	
DMITRI KALININ	3	0	1	1	-1	0	0	0	0	0	4	0	
TAYLOR PYATT	3	0	1	1	1	0	0	0	0	0	4	0	
RHETT WARRENER	3	0	1	1	1	4	0	0	0	0	1	0	
TIM CONNOLLY	4	0	1	1	-1	0	0	0	0	0	5	0	
DENIS HAMEL	1	0	0	0	0	0	0	0	0	0	0	0	
JAY MCKEE	1	0	0	0	0	0	0	0	0	0	0	0	
HENRIK TALLINDER	1	0	0	0	-1	0	0	0	0	0	1	0	
JASON BOTTERILL	2	0	0	0	2	0	0	0	0	0	2	0	
JAMES PATRICK	2	0	0	0	0	0	0	0	0	0	1	0	
ROB RAY	2	0	0	0	2	0	0	0	0	0	1	0	
VACLAV VARADA	2	0	0	0	0	2	0	0	0	0	3	0	
CHRIS GRATTON	3	0	0	0	-3	2	0	0	0	0	10	0	
RADOSLAV HECL	3	0	0	0	0	0	0	0	0	0	1	0	
ADAM MAIR	3	0	0	0	1	0	0	0	0	0	1	0	
ALEXEI ZHITNIK	4	0	0	0	4	0	0	0	0	0	11	0	

Power Play: 4-18 22.2%
Penalty Killing: 14-15 93.3%**GOALTING**

SABRES	GP	Min	GA	Avg	EN	SO	W	L	T	Shots	Save %
MARTIN BIRON	2	124	4	1.94	1	0	0	1	1	61	0.934
MIKA NORONEN	2	120	1	0.5	0	1	2	0	0	59	0.983
RYAN MILLER	0	0	0	0	0	0	0	0	0	0	0
FLORIDA	GP	Min	GA	Avg	EN	SO	W	L	T	Shots	Save %
WADE FLAHERTY	0	0	0	0	0	0	0	0	0	0	0
ROBERTO LUONGO	3	182	4	1.32	0	1	1	1	1	81	0.951
JANI HURME	2	62	4	3.87	0	0	0	1	0	25	0.84

2002-2003 REGULAR SEASON**BUFFALO SABRES**
vs.
LOS ANGELES KINGS

Summary: Won- 0 Lost- 1 Tied- 0

At BUFFALO SABRES		Attend.	Goaltenders	W/T Goal
21 Feb. 2003	KINGS 4 SABRES 1	11,866	STORR/ MILLER	BRYAN SMOLINSKI

Goals by Period:	1st	2nd	3rd	OT	Total	Shots by Period:	1st	2nd	3rd	OT	Total
SABRES	0	1	0	0	1	SABRES	10	13	9	0	32
KINGS	2	1	1	0	4	KINGS	12	12	17	0	41

INDIVIDUAL SCORING

BUFFALO	GP	G	A	TP	+/ - PM	PP	SH	GW	GT	EN	S	Pctg
ERIC BOULTON	1	1	0	1	1	0	0	0	0	0	1	100
BRIAN CAMPBELL	1	0	1	1	0	0	0	0	0	0	0	0
CHRIS GRATTON	1	0	1	1	0	0	0	0	0	0	2	0
MAXIM AFINOGENOV	1	0	0	0	-2	0	0	0	0	0	4	0
STU BARNES	1	0	0	0	0	0	0	0	0	0	3	0
CURTIS BROWN	1	0	0	0	2	0	0	0	0	0	0	0
TIM CONNOLLY	1	0	0	0	-3	0	0	0	0	0	2	0
J.P. DUMONT	1	0	0	0	-1	0	0	0	0	0	3	0
RORY FITZPATRICK	1	0	0	0	0	0	0	0	0	0	2	0
RADOSLAV HECL	1	0	0	0	0	0	0	0	0	0	0	0
DMITRI KALININ	1	0	0	0	-2	0	0	0	0	0	1	0
ALES KOTALIK	1	0	0	0	-3	0	0	0	0	0	1	0
ADAM MAIR	1	0	0	0	-2	0	0	0	0	0	4	0
JAMES PATRICK	1	0	0	0	-1	0	0	0	0	0	0	0
TAYLOR PYATT	1	0	0	0	0	0	0	0	0	0	2	0
MIROSLAV SATAN	1	0	0	0	1	0	0	0	0	0	3	0
VACLAV VARADA	1	0	0	0	0	0	0	0	0	0	1	0
ALEXEI ZHITNIK	1	0	0	0	-3	0	0	0	0	0	3	0

Power Play: 0-5 .0%
Penalty Killing: 1-1 100.0%**GOALTING**

SABRES	GP	Min	GA	Avg	EN	SO	W	L	T	Shots	Save %
MARTIN BIRON	0	0	0	0	0	0	0	0	0	0	0
MIKA NORONEN	0	0	0	0	0	0	0	0	0	0	0
RYAN MILLER	1	60	4	4.0	0	0	1	0	0	41	0.902
LOS ANGELES	GP	Min	GA	Avg	EN	SO	W	L	T	Shots	Save %
FELIX POTVIN	0	0	0	0	0	0	0	0	0	0	0
JAMIE STORR	1	60	1	1.0	0	1	0	0	0	32	0.969
TRAVIS SCOTT	0	0	0	0	0	0	0	0	0	0	0
CHRISTOBAL HUET	0	0	0	0	0	0	0	0	0	0	0



BUFFALO SABRES

VS.



MINNESOTA WILD

Summary: Won- 1 Lost- 1 Tied- 0

Table with columns: At BUFFALO SABRES, Attend., Goaltenders, W/T Goal. Includes game dates and scores.

Table with columns: At MINNESOTA WILD, Attend., Goaltenders, W/T Goal. Includes game dates and scores.

Goals by Period table for Buffalo Sabres and Minnesota Wild, showing goals in 1st, 2nd, 3rd, OT, and Total periods.

INDIVIDUAL SCORING

Large table listing individual players for Buffalo Sabres and Minnesota Wild, with columns for GP, G, A, TP, +/-, PP, SH, GW, GT, EN, S, Pctg.

GOALTENDING

Table comparing goaltending statistics for Buffalo Sabres and Minnesota Wild, including goals against, saves, and save percentages.



BUFFALO SABRES

VS.



MONTREAL CANADIENS

Summary: Won- 4 Lost- 1 Tied- 0

Table with columns: At BUFFALO SABRES, Attend., Goaltenders, W/T Goal. Includes game dates and scores.

Table with columns: At MONTREAL CANADIENS, Attend., Goaltenders, W/T Goal. Includes game dates and scores.

Goals by Period table for Buffalo Sabres and Montreal Canadiens, showing goals in 1st, 2nd, 3rd, OT, and Total periods.

INDIVIDUAL SCORING

Large table listing individual players for Buffalo Sabres and Montreal Canadiens, with columns for GP, G, A, TP, +/-, PP, SH, GW, GT, EN, S, Pctg.

GOALTENDING

Table comparing goaltending statistics for Buffalo Sabres and Montreal Canadiens, including goals against, saves, and save percentages.



BUFFALO SABRES

VS.

PHOENIX COYOTES



Summary: Won- 1 Lost- 1 Tied- 0

Table with columns: At BUFFALO SABRES, 19 Oct. 2002, COYOTES 3, SABRES 2, Attend. 11,351, Goaltenders BURKE/ NORONEN, W/T Goal MIKE JOHNSON

Table with columns: At PHOENIX COYOTES, 18 Jan. 2003, COYOTES 0, SABRES 1, Attend. 15,896, Goaltenders BIERK/ BIRON, W/T Goal CURTIS BROWN

Goals by Period: 1st 2nd 3rd OT Total, Shots by Period: 1st 2nd 3rd OT Total

INDIVIDUAL SCORING

Buffalo individual scoring table with columns: GP, G, A, TP +/-, PP, SH, GW, GT, EN, S, Pctg

Power Play: 0-10 .0%
Penalty Killing: 12-13 92.3%

Phoenix individual scoring table with columns: GP, G, A, TP +/-, PP, SH, GW, GT, EN, S, Pctg

Power Play: 1-13 7.7%
Penalty Killing 10-10 100.0%

GOALTENDING

Sabres Goaltending table with columns: GP, Min, GA, Avg, EN, SO, W, L, T, Shots, Save %

Phoenix Goaltending table with columns: GP, Min, GA, Avg, EN, SO, W, L, T, Shots, Save %



BUFFALO SABRES

VS.

PITTSBURGH PENGUINS



Summary: Won- 0 Lost- 3 Tied- 1

Table with columns: At BUFFALO SABRES, 29 Nov. 2002, PENGUINS 4, SABRES 1, Attend. 15,733, Goaltenders HEDBERG/ BIRON, W/T Goal JAN HRDINA

Table with columns: At PITTSBURGH PENGUINS, 26 Oct. 2002, PENGUINS 5, SABRES 2, Attend. 16,188, Goaltenders HEDBERG/ BIRON, W/T Goal ALEKSEY MOROZOV

Goals by Period: 1st 2nd 3rd OT Total, Shots by Period: 1st 2nd 3rd OT Total

INDIVIDUAL SCORING

Buffalo individual scoring table with columns: GP, G, A, TP +/-, PP, SH, GW, GT, EN, S, Pctg

Power Play: 2-19 10.5%
Penalty Killing: 10-16 62.5%

Pittsburgh individual scoring table with columns: GP, G, A, TP +/-, PP, SH, GW, GT, EN, S, Pctg

Power Play: 6-16 37.5%
Penalty Killing 17-19 89.5%

GOALTENDING

Sabres Goaltending table with columns: GP, Min, GA, Avg, EN, SO, W, L, T, Shots, Save %

Pittsburgh Goaltending table with columns: GP, Min, GA, Avg, EN, SO, W, L, T, Shots, Save %



2002-2003 REGULAR SEASON



BUFFALO SABRES

VS.



TAMPA BAY LIGHTNING

Summary: Won- 1 Lost- 1 Tied- 2

Table with columns: At BUFFALO SABRES, Date, Opponent, Score, Attendance

Table with columns: Goalenders, W/T Goal

Table with columns: At TAMPA BAY LIGHTNING, Date, Opponent, Score, Attendance

Table with columns: Goalenders, W/T Goal

Goals by Period: Table with columns: Period, Goals, Shots by Period: Table with columns: Period, Goals, Shots

INDIVIDUAL SCORING

Table of individual scoring for Buffalo Sabres players

Table of individual scoring for Tampa Bay Lightning players

GOALTENDING

Table of goaltending statistics for Buffalo Sabres

Table of goaltending statistics for Tampa Bay Lightning

2002-2003 REGULAR SEASON



BUFFALO SABRES

VS.



TORONTO MAPLE LEAFS

Summary: Won- 2 Lost- 3 Tied- 0

Table with columns: At BUFFALO SABRES, Date, Opponent, Score, Attendance

Table with columns: Goalenders, W/T Goal

Table with columns: At TORONTO MAPLE LEAFS, Date, Opponent, Score, Attendance

Table with columns: Goalenders, W/T Goal

Goals by Period: Table with columns: Period, Goals, Shots by Period: Table with columns: Period, Goals, Shots

INDIVIDUAL SCORING

Table of individual scoring for Buffalo Sabres players

Table of individual scoring for Toronto Maple Leafs players

GOALTENDING

Table of goaltending statistics for Buffalo Sabres

Table of goaltending statistics for Toronto Maple Leafs

**BUFFALO SABRES**

VS.

**VANCOUVER CANUCKS**

Summary: Won- 0 Lost- 1 Tied- 1

At BUFFALO SABRES
7 Feb. 2003 CANUCKS 4 SABRES 2
Attend. 18,690
Goalkeepers CLOUTIER/ BIRON
W/T Goal ARTEM CHUBAROV

At VANCOUVER CANUCKS
29 Oct. 2002 CANUCKS 1 SABRES 1
Attend. 17,912
Goalkeepers CLOUTIER/ BIRON
W/T Goal ALES KOTALIK

Goals by Period:	1st	2nd	3rd	OT	Total	Shots by Period:	1st	2nd	3rd	OT	Total
SABRES	0	2	1	0	3	SABRES	21	24	20	2	67
CANUCKS	2	3	0	0	5	CANUCKS	23	19	7	3	52

INDIVIDUAL SCORING

BUFFALO	GP	G	A	TP	+/-	PP	SH	GW	GT	EN	S	Pctg
ALES KOTALIK	2	2	0	2	2	2	0	0	0	1	0	7 28.6
TIM CONNOLLY	2	0	2	2	1	0	0	0	0	0	0	6 0
DMITRI KALININ	1	1	0	1	0	17	1	0	0	0	0	1 100
JASON WOOLLEY	1	0	1	1	0	0	0	0	0	0	0	2 0
CHRIS GRATTON	2	0	1	1	-1	2	0	0	0	0	0	5 0
JOCHEN HECHT	2	0	1	1	-1	0	0	0	0	0	0	5 0
MAXIM AFINOGENOV	1	0	0	0	0	0	0	0	0	0	0	0 0
ERIC BOULTON	1	0	0	0	0	4	0	0	0	0	0	2 0
J.P. DUMONT	1	0	0	0	0	0	0	0	0	0	0	3 0
DENIS HAMEL	1	0	0	0	0	1	0	0	0	0	0	4 0
ROB RAY	1	0	0	0	0	0	0	0	0	0	0	0 0
VACLAV VARADA	1	0	0	0	0	0	0	0	0	0	0	1 0
STU BARNES	2	0	0	-1	0	0	0	0	0	0	0	1 0
CURTIS BROWN	2	0	0	-1	0	0	0	0	0	0	0	7 0
ADAM MAIR	2	0	0	-2	6	0	0	0	0	0	0	4 0
JAY MCKEE	2	0	0	-3	0	0	0	0	0	0	0	1 0
JAMES PATRICK	2	0	0	-1	2	0	0	0	0	0	0	3 0
TAYLOR PYATT	2	0	0	-1	2	0	0	0	0	0	0	3 0
MIROSLAV SATAN	2	0	0	-2	0	0	0	0	0	0	0	9 0
HENRIK TALLINDER	2	0	0	0	0	0	0	0	0	0	0	1 0
RHETT WARRENER	2	0	0	-1	12	0	0	0	0	0	0	1 0
ALEXEI ZHITNIK	2	0	0	0	6	0	0	0	0	0	0	1 0

Power Play: 1-11 9.1%
Penalty Killing: 10-11 90.9%

GOALTENDING

SABRES	GP	Min	GA	Avg	EN	SO	W	L	T	Shots	Save %
MARTIN BIRON	2	124	5	2.42	0	0	0	1	1	52	0.904
MIKA NORONEN	0	0	0	0	0	0	0	0	0	0	0
RYAN MILLER	0	0	0	0	0	0	0	0	0	0	0

VANCOUVER	GP	Min	GA	Avg	EN	SO	W	L	T	Shots	Save %
DAN CLOUTIER	2	125	3	1.44	0	0	1	0	1	67	0.955
PETER SKUDRA	0	0	0	0	0	0	0	0	0	0	0
TYLER MOSS	0	0	0	0	0	0	0	0	0	0	0

**BUFFALO SABRES**

VS.

**WASHINGTON CAPITALS**

Summary: Won- 1 Lost- 3 Tied- 0

At BUFFALO SABRES
7 Dec. 2002 CAPITALS 3 SABRES 4
4 Mar. 2003 CAPITALS 2 SABRES 1
Attend. 10,663
Goalkeepers CHARPENTIER/ BIRON
W/T Goal ADAM MAIR

At WASHINGTON CAPITALS
30 Dec. 2002 CAPITALS 4 SABRES 3
26 Feb. 2003 CAPITALS 3 SABRES 2
Attend. 14,840
Goalkeepers KOLZIG/ BIRON
W/T Goal IVAN CIERNIK

Goals by Period:	1st	2nd	3rd	OT	Total	Shots by Period:	1st	2nd	3rd	OT	Total
SABRES	2	3	5	0	10	SABRES	43	35	60	0	138
CAPITALS	4	5	3	0	12	CAPITALS	33	45	29	0	107

INDIVIDUAL SCORING

BUFFALO	GP	G	A	TP	+/-	PP	SH	GW	GT	EN	S	Pctg
MIROSLAV SATAN	4	2	4	6	-2	0	2	0	0	0	0	15 13.3
DMITRI KALININ	4	3	0	-2	2	1	0	0	0	0	0	10 30
ALES KOTALIK	4	2	1	3	0	0	1	0	0	0	0	13 15.4
CURTIS BROWN	4	1	2	3	-1	0	0	0	0	0	0	6 16.7
ALEXEI ZHITNIK	3	0	2	2	0	2	0	0	0	0	0	4 0
STU BARNES	4	0	2	2	-4	4	0	0	0	0	0	11 0
VACLAV VARADA	2	1	0	1	0	0	0	0	0	0	0	1 100
ADAM MAIR	4	1	0	1	9	0	0	1	0	0	0	6 16.7
MAXIM AFINOGENOV	2	0	1	1	-1	2	0	0	0	0	0	5 0
HENRIK TALLINDER	2	0	1	1	-2	2	0	0	0	0	0	2 0
JAMES PATRICK	3	0	1	1	0	0	0	0	0	0	0	8 0
BRIAN CAMPBELL	4	0	1	1	-2	0	0	0	0	0	0	8 0
J.P. DUMONT	4	0	1	1	-3	4	0	0	0	0	0	9 0
CHRIS GRATTON	4	0	1	1	-1	2	0	0	0	0	0	14 0
TAYLOR PYATT	4	0	1	1	1	0	0	0	0	0	0	9 0
JASON BOTTERILL	1	0	0	0	0	0	0	0	0	0	0	0 0
JOCHEN HECHT	1	0	0	-1	0	0	0	0	0	0	0	1 0
RADOSLAV HECL	1	0	0	-1	0	0	0	0	0	0	0	2 0
ERIC BOULTON	2	0	0	-1	5	0	0	0	0	0	0	0 0
DENIS HAMEL	2	0	0	0	5	0	0	0	0	0	0	1 0
JAY MCKEE	2	0	0	-1	0	0	0	0	0	0	0	2 0
ROB RAY	2	0	0	0	2	0	0	0	0	0	0	0 0
RHETT WARRENER	2	0	0	0	1	0	0	0	0	0	0	2 0
RORY FITZPATRICK	3	0	0	-1	2	0	0	0	0	0	0	0 0
TIM CONNOLLY	4	0	0	0	2	0	0	0	0	0	0	9 0

Power Play: 4-17 23.5%
Penalty Killing: 13-15 86.7%

GOALTENDING

SABRES	GP	Min	GA	Avg	EN	SO	W	L	T	Shots	Save %
MARTIN BIRON	4	237	12	3.04	0	0	1	3	0	107	0.888
MIKA NORONEN	0	0	0	0	0	0	0	0	0	0	0
RYAN MILLER	0	0	0	0	0	0	0	0	0	0	0


WASHINGTON	GP	Min	GA	Avg	EN	SO	W	L	T	Shots	Save %
CRAIG BILLINGTON	0	0	0	0	0	0	0	0	0	0	0
OLAF KOLZIG	3	180	6	2.00	0	0	3	0	0	94	0.936
S. CHARPENTIER	1	60	4	4.00	0	0	1	0	0	44	0.909



MISCELLANEOUS STATISTICS

WHEN THE SABRES...

Overall Record Streak	27-37-10-8
Home Record Streak	18-16-5-2
Road Record Streak	9-21-5-6
Overtime record (current)	3-8-10
Overtime record (all-time)	52-59-208
1-Goal Game Record	12-20
2-Goal Game Record	5-10
3-Goal Game Record	10-15
Scoring First	18-13-3-4
Opp. Scoring First	9-24-7-4
Leading After 1 Period	13-8-0-3
Trailing After 1 Period	3-19-3-1
Tied After 1 Period	11-10-7-4
Leading After 2 Periods	16-3-2-6
Trailing After 2 Periods	2-29-3-1
Tied After 2 Periods	9-5-5-1
Outshooting opponent	12-19-2-4
Outshot	15-18-6-3
Even shots	0-0-2-1
vs. NORTHEAST	9-9-0-2
vs. ATLANTIC	5-9-3-3
vs. SOUTHEAST	7-8-3-2
vs. EASTERN CONFERENCE	21-26-6-7
vs. PACIFIC	3-3-1-0
vs. CENTRAL	1-5-1-1
vs. NORTHWEST	2-3-2-0
vs. WESTERN CONFERENCE	6-11-4-1
October	3-5-2-0
November	1-9-2-1
December	4-8-1-1
January	7-2-2-2
February	4-7-1-1
March	7-5-1-3
April	1-1-1-0



Gilbert Perreault looks for a scoring opportunity while Rick Martin awaits Perreault's move.

ALL-TIME RECORDS BY TEAM



ALL-TIME RECORD	GP	W	L	T	GF	GA	PTS.	PCT.
Anaheim	16	9	4	3	45	31	21	.656
Atlanta	16	7	8	1	58	44	16	.469
Boston	209	84	96	29	685	703	197	.471
Calgary	55	29	19	7	198	172	65	.591
ATLANTA	35	15	11	9	135	111	39	.557
Total	90	44	30	16	333	283	104	.577
CALIFORNIA	34	16	10	8	126	104	40	.588
Carolina	26	14	10	2	73	62	31	.577
HARTFORD	125	64	45	16	453	386	144	.576
Total	151	78	55	18	526	448	175	.576
Chicago	103	49	41	13	335	300	111	.539
CLEVELAND	12	9	3	0	65	35	18	.750
Colorado	14	7	5	2	37	35	16	.571
QUEBEC	112	50	44	18	404	395	118	.527
Total	126	57	49	20	441	430	134	.532
Columbus	5	1	3	1	11	14	3	.300
Dallas	16	6	9	1	35	48	13	.406
MINNESOTA	89	42	31	16	305	261	100	.562
Total	105	48	40	17	340	309	113	.538
Detroit	106	51	42	13	383	349	115	.542
Edmonton	58	15	33	10	182	228	40	.345
Florida	40	23	14	3	119	89	49	.613
Los Angeles	105	49	38	18	391	338	116	.552
Minnesota	4	3	1	0	11	6	6	.750
Montreal	199	85	83	31	611	645	201	.505
Nashville	8	3	4	1	17	22	7	.438
New Jersey	65	25	29	11	200	220	61	.469
COLORADO	31	25	2	4	142	76	54	.871
KANSAS CITY	8	7	0	1	41	12	15	.938
Total	104	57	31	16	383	308	130	.625
N.Y. Islanders	118	57	43	18	358	318	134	.560
N.Y. Rangers	130	59	46	25	448	418	138	.550
Ottawa	58	34	16	8	172	108	78	.655
Philadelphia	126	46	61	19	363	397	111	.440
Phoenix	13	4	6	3	27	32	11	.423
WINNIPEG	46	30	12	4	190	132	64	.696
Total	59	34	18	7	217	164	75	.636
Pittsburgh	138	50	54	34	482	449	134	.486
St. Louis	101	43	45	13	324	339	99	.491
San Jose	20	11	5	4	83	62	26	.650
Tampa Bay	42	26	11	5	126	101	57	.679
Toronto	130	67	46	17	483	368	151	.581
Vancouver	103	42	42	19	347	339	103	.500
Washington	108	63	30	15	391	282	141	.653

(Defunct teams in CAPS)



ALL-TIME RECORDS BY TEAM

HOME RECORD	GP	W	L	T	GF	GA	PTS	PCT.
Anaheim	8	3	2	3	20	18	9	.563
Atlanta	8	5	3	0	32	20	10	.625
Boston	105	53	37	15	382	312	121	.576
Calgary	28	19	7	2	114	75	40	.683
ATLANTA	18	8	7	3	75	61	19	.528
Total	46	27	14	5	189	136	59	.641
CALIFORNIA	17	9	3	5	66	45	23	.676
Carolina	13	9	4	0	43	30	18	.692
HARTFORD	62	35	20	7	258	195	77	.621
Total	75	44	24	7	301	225	95	.633
Chicago	53	32	14	7	199	138	71	.670
CLEVELAND	6	4	2	0	28	18	8	.667
Colorado	7	4	2	1	21	22	9	.643
QUEBEC	56	32	16	8	226	182	72	.643
Total	63	36	18	9	247	204	81	.643
Columbus	3	1	2	0	7	9	2	.333
Dallas	7	4	2	1	19	17	9	.643
MINNESOTA	44	23	11	10	165	119	56	.636
Total	51	27	13	11	184	136	65	.637
Detroit	51	33	10	8	224	146	74	.725
Edmonton	30	10	13	7	109	112	27	.450
Florida	21	14	5	2	59	33	30	.714
Los Angeles	52	27	16	9	209	154	63	.606
Minnesota	2	1	1	0	6	5	2	.500
Montreal	99	51	29	19	309	265	121	.611
Nashville	4	0	3	1	9	16	1	.125
New Jersey	32	13	13	6	107	119	32	.500
COLORADO	16	14	1	1	80	35	29	.906
KANSAS CITY	4	4	0	0	22	4	8	1.000
Total	52	31	14	7	209	158	69	.663
N.Y. Islanders	59	32	18	9	195	154	73	.686
N.Y. Rangers	66	38	18	10	275	208	83	.652
Ottawa	28	19	7	2	90	41	40	.714
Philadelphia	61	31	23	7	202	173	69	.566
Phoenix	7	1	3	3	18	20	5	.357
WINNIPEG	23	19	2	2	107	57	40	.870
Total	30	20	5	5	125	77	45	.750
Pittsburgh	69	33	**19	17	268	187	83	.601
St. Louis	51	29	16	6	199	159	64	.627
San Jose	10	10	0	0	50	26	20	1.000
Tampa Bay	21	12	7	2	58	57	26	.619
Toronto	66	42	18	6	269	173	90	.682
Vancouver	52	26	*18	8	186	152	60	.577
Washington	54	33	15	6	204	198	72	.667

* - includes one game played at Hamilton, ONT

** - includes one game played at Sacramento, CA



ALL-TIME RECORDS BY TEAM

ROAD RECORD	GP	W	L	T	GF	GA	PTS	PCT.
Anaheim	8	6	2	0	25	13	6	.750
Atlanta	8	2	5	1	26	24	6	.313
Boston	104	31	59	14	303	391	76	.365
Calgary	28	10	13	5	81	102	25	.446
ATLANTA	17	7	4	6	60	50	20	.588
Total	45	17	17	11	141	152	45	.500
CALIFORNIA	17	7	7	3	60	59	17	.500
Carolina	13	5	6	2	30	32	12	.462
HARTFORD	63	29	25	9	195	191	67	.532
Total	76	34	31	11	225	224	79	.520
Chicago	50	17	27	6	136	162	40	.400
CLEVELAND	6	5	1	0	37	17	10	.833
Colorado	7	3	3	1	16	13	7	.500
QUEBEC	56	18	28	10	178	213	46	.411
Total	63	21	31	11	194	226	53	.421
Columbus	2	0	1	1	4	5	1	.000
Dallas	9	2	7	0	13	31	4	.222
MINNESOTA	45	19	20	6	140	142	44	.489
Total	54	21	27	6	153	173	48	.444
Detroit	55	18	32	5	159	203	41	.373
Edmonton	28	5	20	3	73	116	13	.232
Florida	19	9	9	1	60	56	19	.500
Los Angeles	53	22	22	9	182	184	53	.500
Minnesota	2	2	0	0	5	1	4	1.000
Montreal	100	34	54	12	302	380	80	.400
Nashville	4	3	1	0	8	6	6	.750
New Jersey	33	12	16	5	93	101	30	.440
COLORADO	15	11	1	3	62	41	25	.833
KANSAS CITY	4	3	0	1	19	8	7	.875
Total	52	26	17	9	174	150	62	.587
N.Y. Islanders	59	25	25	**9	163	164	60	.500
N.Y. Rangers	64	21	28	15	173	210	57	.445
Ottawa	30	15	9	6	82	67	37	.600
Philadelphia	65	15	38	12	161	224	42	.323
Phoenix	6	3	3	0	9	12	6	.500
WINNIPEG	23	11	10	2	83	75	24	.522
Total	29	14	13	2	92	87	30	.517
Pittsburgh	69	17	35	17	214	262	51	.370
San Jose	10	1	5	4	33	36	6	.300
St. Louis	50	14	29	7	125	180	36	.350
Tampa Bay	21	14	5	2	68	44	30	.714
Toronto	64	25	28	11	214	195	62	.477
Vancouver	51	16	24	11	161	187	43	.422
Washington	54	30	15	9	187	139	69	.611

* - includes one game played at Hamilton, ONT

** - includes one game played at Minneapolis, MN



LAST 10 GAMES vs. EACH TEAM - HOME

Team	1	2	3	4	5	6	7	8	9	10	Record
Anaheim Mighty Ducks	—	—	W	L	T	W	L	T	T	W	3-2-3
Atlanta Thrashers	—	—	W	L	W	W	L	W	L	W	5-3-0
Boston Bruins	W	W	L	L	L	W	L	L	W	W	5-5-0
Calgary Flames	L	W	W	L	T	W	W	W	W	L	6-3-1
Carolina Hurricanes	L	W	W	L	W	W	W	L	W	L	6-4-0
Chicago Blackhawks	W	L	L	W	L	W	W	W	L	T	5-4-1
Colorado Avalanche	L^	L^	W^	W	W	T	L	W	L	W	5-4-1
Columbus Blue Jackets	—	—	—	—	—	—	—	L	L	W	1-2-0
Dallas Stars	T+	L+	L+	L	W	W	L	W	T	W	4-4-2
Detroit Red Wings	W	L	W	L	W	L	L	T	L	W	4-5-1
Edmonton Oilers	W	L	T	W	L	T	L	T	L	L	2-5-3
Florida Panthers	W	W	W	L	W	W	L	W	L	W	7-3-0
Los Angeles Kings	L	L	W	T	W	W	W	W	W	L	6-3-1
Minnesota Wild	—	—	—	—	—	—	—	—	W	L	1-1-0
Montreal Canadiens	L	L	W	W	L	L	W	W	W	W	6-4-0
Nashville Predators	—	—	—	—	—	—	L	L	T	L	0-3-1
New Jersey Devils	L	L	L	W	W	W	W	T	L	T	4-4-2
New York Islanders	T	W	W	W	W	W	L	T	W	L	6-2-2
New York Rangers	W	W	T	L	W	W	L	T	T	W	5-2-3
Ottawa Senators	T	W	W	W	W	W	W	W	L	L	7-2-1
Philadelphia Flyers	W	T	L	W	L	L	W	W	W	W	6-3-1
Phoenix Coyotes	W#	W#	L#	W	T	T	T	L	L	L	3-4-3
Pittsburgh Penguins	W	W	L	L	L	L	W	L	L	T	3-6-1
St. Louis Blues	W	W	L	W	T	T	L	L	L	L	3-5-2
San Jose Sharks	W	W	W	W	W	W	W	W	W	W	10-0-0
Tampa Bay Lightning	W	L	W	W	W	W	W	W	T	L	7-2-1
Toronto Maple Leafs	W	W	W	T	W	W	T	L	W	W	7-1-2
Vancouver Canucks	L	L	W	L	L	W	L	W	W	L	4-6-0
Washington Capitals	L	W	L	W	L	W	L	L	W	L	4-6-0

^ As Quebec Nordiques

+ As Minnesota North Stars

As Winnipeg Jets



LAST 10 GAMES vs. EACH TEAM - AWAY

Team	1	2	3	4	5	6	7	8	9	10	Record
Anaheim Mighty Ducks	—	—	W	L	L	W	W	W	W	W	6-2-0
Atlanta Thrashers	—	—	T	W	L	W	L	L	L	L	2-5-1
Boston Bruins	L	T	L	W	W	L	L	T	L	L	2-6-2
Calgary Flames	W	W	W	L	L	W	T	W	L	L	5-4-1
Carolina Hurricanes	W	L	L	W	L	L	W	T	L	W	4-5-1
Chicago Blackhawks	W	W	W	L	L	L	L	W	W	L	5-5-0
Colorado Avalanche	W^	T^	L^	L	T	L	W	W	W	L	4-4-2
Columbus Blue Jackets	—	—	—	—	—	—	—	—	T	L	0-1-1
Dallas Stars	L+	W	L	L	L	L	W	L	L	L	2-8-0
Detroit Red Wings	L	W	L	L	L	L	L	L	L	L	1-9-0
Edmonton Oilers	L	L	L	W	L	L	W	L	L	T	2-7-1
Florida Panthers	L	W	L	W	L	W	W	L	T	W	5-4-1
Los Angeles Kings	W	L	W	W	L	T	L	L	L	L	3-6-1
Minnesota Wild	—	—	—	—	—	—	—	—	W	W	2-0-0
Montreal Canadiens	L	W	L	W	W	W	W	W	L	W	7-3-0
Nashville Predators	—	—	—	—	—	—	W	W	W	L	3-1-0
New Jersey Devils	W	T	L	W	W	W	L	L	L	L	4-5-1
New York Islanders	L	W	T	L	W	W	W	W	L	L	5-4-1
New York Rangers	T	W	W	T	L	W	L	L	W	L	4-4-2
Ottawa Senators	L	W	L	W	W	L	W	L	W	L	5-5-0
Philadelphia Flyers	T	L	T	T	L	L	W	W	L	L	2-5-3
Phoenix Coyotes	L#	W#	L#	L#	W	L	L	L	W	W	4-6-0
Pittsburgh Penguins	L	T	L	T	W	L	L	T	L	L	1-6-3
St. Louis Blues	L	T	L	W	W	W	T	L	L	L	3-5-2
San Jose Sharks	W	L	T	L	T	L	T	L	L	T	1-5-4
Tampa Bay Lightning	W	L	L	W	L	W	T	W	W	T	5-3-2
Toronto Maple Leafs	L	L	L	T	L	L	T	L	L	L	0-8-2
Vancouver Canucks	L	L	W	L	W	W	W	L	L	T	4-5-1
Washington Capitals	W	L	L	T	T	W	W	W	L	L	4-4-2

^ As Quebec Nordiques

+ As Minnesota North Stars

As Winnipeg Jets



LAST 10 GAMES vs. EACH TEAM - OVERALL

Team	1	2	3	4	5	6	7	8	9	10	Record
Anaheim Mighty Ducks	W	W	L	W	W	T	T	W	W	W	7-1-2
Atlanta Thrashers	W	W	L	W	L	L	L	L	L	W	4-6-0
Boston Bruins	L	L	T	W	L	L	L	W	W	L	3-6-1
Calgary Flames	W	W	W	T	W	W	W	W	L	L	7-2-1
Carolina Hurricanes	L	W	W	W	L	T	L	W	L	W	5-4-1
Chicago Blackhawks	L	W	L	W	W	W	W	L	L	T	5-4-1
Colorado Avalanche	L	T	W	L	W	W	W	L	L	W	5-4-1
Columbus Blue Jackets	—	—	—	—	—	L	L	T	L	W	1-3-1
Dallas Stars	L	L	L	W	W	T	L	L	W	L	3-6-1
Detroit Red Wings	L	L	T	L	L	L	L	L	W	L	1-8-1
Edmonton Oilers	L	T	W	L	L	T	L	L	L	T	1-6-3
Florida Panthers	L	W	W	L	L	W	L	T	W	W	5-4-1
Los Angeles Kings	T	W	L	W	L	W	W	L	L	L	4-5-1
Minnesota Wild	—	—	—	—	—	—	W	W	L	W	3-1-0
Montreal Canadiens	W	L	W	W	W	W	L	W	W	W	8-2-0
Nashville Predators	—	—	W	L	L	W	W	T	L	L	3-4-1
New Jersey Devils	W	W	L	W	L	T	L	L	L	T	3-5-2
New York Islanders	W	W	W	W	L	T	W	L	L	L	5-4-1
New York Rangers	W	W	L	L	T	L	T	W	W	L	4-4-2
Ottawa Senators	W	L	W	W	W	L	L	L	W	L	5-5-0
Philadelphia Flyers	L	L	W	W	W	W	W	L	L	W	6-4-0
Phoenix Coyotes	T	L	T	T	L	L	L	W	L	W	2-5-3
Pittsburgh Penguins	L	L	W	L	L	T	L	L	L	T	1-7-2
St. Louis Blues	W	T	T	L	L	L	L	L	L	L	1-7-2
San Jose Sharks	W	L	W	T	W	L	W	L	W	T	5-3-2
Tampa Bay Lightning	W	W	W	W	T	W	T	W	T	L	6-1-3
Toronto Maple Leafs	W	T	L	T	L	L	L	W	W	L	3-5-2
Vancouver Canucks	W	W	W	L	L	L	W	W	T	L	5-4-1
Washington Capitals	W	W	W	W	L	L	W	L	L	L	5-5-0

SABRE STREAKS



Sabres Longest Winning Streaks

Games	Dates
10	1/4/84 to 1/23/84
9	12/11/76 to 12/29/76
9	11/24/79 to 12/13/79

Sabres Longest Losing Streaks

Games	Dates
8	11/25/03 to 2/13/03
7	12/20/02 to 12/31/02
7	11/3/02 to 11/19/02

(Note: Sabres won 11 straight over two seasons 4-1-75 to 10-26-75)

Sabres Longest Unbeaten Streaks

Games	Dates
14	3/6/80 to 4/6/80
13	1/4/84 to 1/29/84
13	1/21/98 to 3/2/98

Sabres Longest Winless Streaks

Games	Dates
12	11/23/91 to 12/20/91
12	10/25/02 to 11/19/02
10	11/7/71 to 12/1/71

Most Consecutive Ties

Games	Dates
4	12/22/77 to 1/1/78
4	1/9/81 to 1/16/81
4	2/26/82 to 3/6/82
4	12/9/84 to 12/16/84

THE LAST STREAKS

Sabres Winning Streaks

Games	Dates
3	3/07/02 to 3/10/02
4	3/18/00 to 3/27/00
5	1/12/91 to 1/24/91
6	12/31/92 to 1/10/93
7	12/23/84 to 1/5/85
8	10/9/75 to 10/26/75
9	11/24/79 to 12/13/79
10	1/04/84 to 1/23/84

Sabres Losing Streaks

Games	Dates
3	12/07/01 to 12/12/01
4	12/15/01 to 12/22/01
5	12/07/90 to 12/16/90
6	1/26/91 to 2/6/91
7	10/9/93 to 10/22/93

Sabres Unbeaten Streaks

Games	Dates
4	3/14/01 to 3/20/01
5	11/9/00 to 11/17/00
6	3/30/02 to 4/10/02
7	1/23/92 to 2/4/92
8	11/29/98 to 12/18/98
9	10/27/98 to 11/20/98
10	12/23/84 to 1/12/85
11	12/15/77 to 1/11/78
12	1/29/97 to 2/23/97
13	1/21/98 to 3/2/98
14	3/6/80 to 4/6/80

Sabres Winless Streaks

Games	Dates
4	12/15/01 to 12/22/01
5	10/13/00 to 10/21/00
6	3/22/97 to 4/2/97
7	10/2/99 to 10/20/99
8	10/9/93 to 10/23/93
9	None
10	11/7/71 to 12/1/71
11	None
12	11/23/91 to 12/20/91

Games

Games	Consecutive Ties
4	12/9/84 to 12/16/84



SABRES RECORD YEAR BY YEAR

YEAR	PRESEASON			REGULAR SEASON							PLAYOFFS	
	W	L	T	GP	W	L	T	GF	GA	PTS	W	L
1970-71	1	4	4	78	24	39	15	217	291	63	—	—
1971-72	3	1	5	78	16	43	19	203	289	51	—	—
1972-73	4	2	2	78	37	27	14	257	219	88	2	4
1973-74	0	6	2	78	32	34	12	242	250	76	—	—
1974-75	4	4	0	80	49	16	15	354	240	113	10	7
1975-76	3	6	0	80	46	21	13	339	240	105	4	5
1976-77	4	5	1	80	48	24	8	301	220	104	2	4
1977-78	3	3	4	80	44	19	17	288	215	105	3	5
1978-79	5	6	0	80	36	28	16	280	263	88	1	2
1979-80	3	6	2	80	47	17	16	318	201	110	9	5
1980-81	4	5	2	80	39	20	21	327	250	99	4	4
1981-82	2	5	3	80	39	26	15	307	273	93	1	3
1982-83	5	2	4	80	38	29	13	318	285	89	6	4
1983-84	2	8	0	80	48	25	7	315	257	103	0	3
1984-85	5	2	2	80	38	28	14	290	237	90	2	3
1985-86	3	3	2	80	37	37	6	296	291	80	—	—
1986-87	4	5	0	80	28	44	8	280	308	64	—	—
1987-88	7	2	0	80	37	32	11	283	305	85	2	4
1988-89	7	0	1	80	38	35	7	291	299	83	1	4
1989-90	4	3	2	80	45	27	8	286	248	98	2	4
1990-91	2	4	2	80	31	30	19	292	278	81	2	4
1991-92	3	5	1	80	31	37	12	289	299	74	3	4
1992-93	5	4	0	84	38	36	10	335	297	86	4	4
1993-94	1	6	0	84	43	32	9	282	218	95	3	4
1994-95	2	4	1	48	22	19	7	130	119	51	1	4
1995-96	4	4	0	82	33	42	7	247	262	73	—	—
1996-97	3	4	1	82	40	30	12	237	208	92	5	7
1997-98	0	6	2	82	36	29	17	211	187	89	10	5
1998-99	2	6	0	82	37	28	17	207	175	91	14	7
1999-00	2	4	1	82	35	36	11	213	204	85	1	4
2000-01	7	1	0	82	46	31	5	218	184	98	7	6
2001-02	2	4	0	82	35	36	11	213	200	82	—	—
2002-03	4	2	1	82	27	45	10	190	219	72	—	—
TOTALS	109	132	45	2624	1220	1002	402	8856	8031	2856	99	110

ALL-TIME HOME AND AWAY RECORDS



YEAR	HOME							AWAY						
	GP	W	L	T	GF	GA	PTS	GP	W	L	T	GF	GA	PTS
1970-71	39	16	13	10	119	123	42	39	8	26	5	98	168	21
1971-72	39	11	19	9	110	127	31	39	5	24	10	93	162	20
1972-73	39	30	6	3	162	80	63	39	7	21	11	95	139	25
1973-74	39	23	10	6	142	99	52	39	9	24	6	100	151	24
1974-75	40	28	6	6	199	113	62	40	21	10	9	155	127	51
1975-76	40	28	7	5	197	106	61	40	18	14	8	142	134	44
1976-77	40	27	8	5	165	101	59	40	21	16	3	136	119	45
1977-78	40	25	7	8	142	86	58	40	19	12	9	146	129	47
1978-79	40	19	13	8	150	130	46	40	17	15	8	130	133	42
1979-80	40	27	5	8	180	95	62	40	20	12	8	138	106	48
1980-81	40	21	7	12	177	111	54	40	18	13	9	150	139	45
1981-82	40	23	8	9	179	128	55	40	16	18	6	128	145	38
1982-83	40	25	7	8	189	124	58	40	13	22	5	129	161	31
1983-84	40	25	9	6	168	119	56	40	23	16	1	147	138	47
1984-85	40	23	10	7	164	116	53	40	15	18	7	126	121	37
1985-86	40	23	16	1	169	147	47	40	14	21	5	127	144	33
1986-87	40	18	18	4	153	144	40	40	10	26	4	127	164	24
1987-88	40	19	14	7	144	138	45	40	18	18	4	139	167	40
1988-89	40	25	12	3	167	141	53	40	13	23	4	124	158	30
1989-90	40	27	11	2	160	121	56	40	18	16	6	126	127	42
1990-91	40	15	13	12	157	129	42	40	16	17	7	135	149	39
1991-92	40	22	13	5	158	133	49	40	9	24	7	131	166	25
1992-93	42	25	15	2	190	145	52	42	13	21	8	145	152	34
1993-94	42	22	17	3	140	107	47	42	21	15	6	142	111	48
1994-95	24	15	8	1	80	58	31	24	7	11	6	50	61	20
1995-96	41	19	17	5	125	111	43	41	14	25	2	122	151	30
1996-97	41	24	11	6	139	107	54	41	16	19	6	98	101	38
1997-98	41	20	13	8	113	82	48	41	16	16	9	98	105	41
1998-99	41	23	12	6	117	88	52	41	14	16	11	90	87	39
1999-00	41	21	15	5	112	98	48*	41	14	21	6	101	106	37*
2000-01	41	26	12	3	120	89	55	41	20	19	2	98	95	43**
2001-02	41	20	16	5	111	93	45	41	15	20	6	102	107	37#
2002-03	41	18	18	5	112	106	43##	41	9	27	5	78	113	29@
TOTALS	1312	733	386	193	4910	3695	1662	1312	487	616	209	3946	4336	1194

* Includes four points for regulation tie (losses in overtime)

** Includes one point for regulation tie (loss in overtime)

Includes one point for regulation tie (loss in overtime)

Includes two points for regulation tie (loss in overtime)

@ Includes six points for regulation tie (loss in overtime)



RECORD BY DAY OF THE WEEK

Day	2001-02 Season			2002-03 Season		
	No.	Record	Pct.	No.	Record	Pct.
Sunday	9	6-2-1	.722	5	1-2-2	.400
Monday	6	2-4-0	.333	7	1-5-1	.214
Tuesday	14	4-5-5	.464	15	3-9-3	.300
Wednesday	10	5-3-2	.600	9	5-3-1	.611
Thursday	9	3-6-0	.333	9	2-5-2	.333
Friday	16	8-7-1	.531	14	7-5-2	.571
Saturday	18	7-9-2	.444	23	8-15-0	.348

RECORD BY MONTH

Month	2001-02 Season			2002-03 Season		
	No.	Record	Pct.	No.	Record	Pct.
October	13	5-7-1	.423	10	3-5-2	.400
November	14	6-7-1	.464	13	1-10-2	.154
December	13	4-7-2	.385	14	4-9-1	.321
January	13	7-5-1	.577	13	7-4-2	.615
February	5	1-2-2	.400	13	4-8-1	.346
March	17	8-7-2	.529	16	7-8-1	.469
April	7	4-1-2	.714	3	1-1-1	.500

BEST AND WORST RECORD BY MONTH

Month	Best (year)	Worst (Year)
October	8-1-1, 17 pts. (1972)	1-7-2, 4 pts. (1986)
November	12-1-3, 27 pts (1974)	1-10-2, 4 pts. (2002)
December	11-2-0, 22 pts. (1976)	3-8-2, 8 pts. (1970)
January	11-0-2, 24 pts. (1984)	2-7-3, 7 pts. (1972)
February	10-4-0, 20 pts. (1977)	3-2-1, 7 pts. (1995)*
March	9-2-2, 20 pts. (1978)	4-10-1, 9 pts. (1971)
April	10-3-4, 24 pts. (1979)	3-6-3, 9pts. (1972)
May	6-7-2, 14 pts. (1995)*	2-11-1, 5 pts. (1996)
	5-3-2, 12 pts. (1988)	0-1-0, 0 pts. (1983)
	2-0-0, 4 pts. (1995)*	0-7-0, 0 pts. (1993)
		2-0-4, 4 pts. (1995)*

* Shortened season (48 games)

SABRES RECORD AT THE ALL-STAR BREAK



Season	W-L-T Before All-Star Game	W-L-T After All-Star Game	Final Record
1970-71	10-25-8	14-14-7	24-39-15
1971-72	10-27-11	6-16-9	16-43-19
1972-73	25-17-7	12-10-7	37-27-14
1973-74	22-21-5	10-13-7	32-34-12
1974-75	29-9-7	20-7-8	49-16-15
1975-76	26-13-5	20-8-8	46-21-13
1976-77	28-15-4	20-9-4	46-24-8
1977-78	25-9-11	19-10-6	44-19-17
1978-79	All-Star Game replaced by Challenge Cup Series		
1979-80	33-15-6	14-2-10	47-17-16
1980-81	27-10-17	12-10-4	39-20-21
1981-82	29-17-9	10-9-6	39-26-15
1982-83	25-18-11	13-11-2	38-29-13
1983-84	33-13-6	15-12-1	46-25-7
1984-85	27-15-12	11-13-2	38-28-14
1985-86	24-23-5	13-14-1	37-37-6
1986-87	All-Star Game replaced by Rendez-Vous 87		
1987-88	25-22-9	12-10-2	37-32-11
1988-89	24-24-6	14-11-1	38-35-7
1989-90	25-16-6	20-11-2	45-27-8
1990-91	19-17-10	12-13-9	31-30-19
1991-92	16-21-8	15-16-4	31-37-12
1992-93	27-20-6	11-16-4	38-36-10
1993-94	21-20-5	22-12-4	43-32-9
1994-95	No game played due to shortened season.		
1995-96	18-23-3	15-19-4	33-42-7
1996-97	23-17-5	17-13-7	40-30-12
1997-98	17-20-8	19-9-9	36-29-17
1998-99	23-13-7	14-15-10	37-28-17
1999-00	21-25-7*	14-11-4*	35-36-11*
2000-01	25-21-5**	21-9-0**	46-30-5**
2001-02	22-26-5#	13-10-6	35-36-11#
2002-03	15-28-7*	12-17-3*	27-45-10 # #

* Record includes four regulation ties (losses in overtime).

** Record includes one regulation tie (losses in overtime).

Record includes one regulation tie (losses in overtime).

Record includes eight regulation ties (losses in overtime).

2003-204 KEY DATES

September	December	April
4	Opening Day of Rookie Camp	4
10-20	NHL Challenge, Stockholm, Sweden; Helsinki, Finland	4
11	Opening Day of NHL Training Camp	7
18	Preseason Schedule Begins	23
30	Trade Deadline, 2 p.m., ET, Trade freeze in effect through completion of the waiver draft	24 - 5/9
October		May
1	Waiver Draft protected & available list released, 4 p.m., ET	7
3	Waiver Draft, noon, ET	7
3	Deadline for unsigned juniors claimed in Entry Draft's fourth or subsequent rounds to be returned to their junior clubs. Deadline for unsigned juniors claimed in first three rounds of the Entry Draft to be returned to their junior clubs	7
7	All-Star Weekend media credential application available	7
8	87th NHL REGULAR SEASON BEGINS	7
November		January
1	Fifth Annual Hockey Hall of Fame Game (Philadelphia at Toronto, 7 p.m. ET, CBC)	10
3	Hockey Hall of Fame Induction Ceremony, Toronto (Inductees: Grant Fuhr, Pat LaFontaine, Mike Ilitch, Brian Kilrea)	10
7-9	IHF Four Nations Tournament, Finland (Under 20)	25
7-9	IHF Four Nations Tournament, Switzerland (Under 18) Heritage Classic, Commonwealth Stadium, Edmonton (Montreal at Edmonton, 7 p.m. ET, CBC)	25
22		26-27
		February
		7
		7
		8
		10
		20
		21
		TBD
		March
		9
		12
		TBD
		April
		4
		7
		23
		24 - 5/9
		May
		7
		June
		7
		10
		25
		26-27
		July
		1
		15
		15
		August
		1-15
		17
		20
		30 - 9/14



SABRES SEASON OPENERS

OPENER (Score/Opp/Date)

2-1 at Pit. 10-10-70
 2-1 vs. Pit. 10-10-71
 5-3 vs. Atl. 10-8-72
 4-7 at Tor. 10-10-73
 9-5 vs. Bos. 10-10-74
 4-0 vs. Det. 10-9-75
 0-4 at Det. 10-9-76
 3-2 vs. NYI. 10-13-77
 2-2 vs. NYI. 10-12-78
 6-3 vs. Wsh. 10-11-79

3-4 at Chi. 10-9-80
 5-3 vs. Wsh. 10-7-81
 4-6 vs. Que. 10-6-82
 5-3 vs. Hfd. 10-5-83
 4-3 vs. Mtl. 10-11-84
 4-5 vs. Hfd. 10-10-85
 2-3 at Wpg. 10-9-86
 2-2 vs. Min. 10-8-87
 3-2 vs. Mtl. 10-6-88
 4-3 vs. Que. 10-5-89

3-3 vs. Mtl. 10-4-90
 4-5 vs. Pit. 10-4-91
 4-5 vs. Que. 10-8-92
 5-3 at Bos. 10-7-93
 2-1 at NYR 1-20-95
 3-1 at Ott. 10-7-95
 3-4 at Edm. 10-4-96
 3-1 at STL. 10-1-97
 1-4 at Dal. 10-10-98
 0-2 at Det. 10-2-99

4-2 vs. Chi. 10-5-00
 1-2 vs. Atl. 10-4-01
 5-1 vs. NYI 10-10-02

HOME

0-3 vs. Mtl. 10-15-70
 2-1 vs. Pit. 10-10-71
 5-3 vs. Atl. 10-8-72
 3-1 vs. Van. 10-14-73
 9-5 vs. Bos. 10-10-74
 4-0 vs. Det. 10-9-75
 3-1 vs. Mtl. 10-10-76
 3-2 vs. NYI. 10-13-77
 2-2 vs. NYI. 10-12-78
 6-3 vs. Wsh. 10-11-79

3-3 vs. Hfd. 10-12-80
 5-3 vs. Wsh. 10-7-81
 4-6 vs. Que. 10-6-82
 5-3 vs. Hfd. 10-5-83
 4-3 vs. Mtl. 10-11-84
 4-5 vs. Hfd. 10-10-85
 2-4 vs. Cgy. 10-12-86
 2-2 vs. Min. 10-8-87
 3-2 vs. Mtl. 10-6-88
 4-3 vs. Que. 10-5-89

3-3 vs. Mtl. 10-4-90
 4-5 vs. Pit. 10-4-91
 4-5 vs. Que. 10-8-92
 2-3 vs. Hfd. 10-10-93
 2-1 vs. N.J. 1-25-95
 1-4 vs. Ana. 10-13-95
 1-6 vs. Det. 10-12-96
 2-4 vs. Dal. 10-7-97
 2-2 vs. Fla. 10-16-98
 2-3 vs. Wsh. 10-8-99

4-2 vs. Chi. 10-5-00
 1-2 vs. Atl. 10-4-01
 5-1 vs. NYI 10-10-02

ROAD

2-1 at Pit. 10-10-70
 1-4 at STL. 10-12-71
 1-1 at Atl. 10-14-72
 4-7 at Tor. 10-10-73
 1-6 at Phi. 10-12-74
 5-3 at STL. 10-18-75
 0-4 at Det. 10-9-76
 5-2 at Tor. 10-15-77
 5-2 at Min. 10-14-78
 5-2 at NYI. 10-13-79

3-4 at Chi. 10-9-80
 0-9 at Mtl. 10-10-81
 4-6 at Que. 10-9-82
 2-9 at Que. 10-8-83
 3-4 at Tor. 10-13-84
 6-2 at Min. 10-12-85
 2-3 at Wpg. 10-9-86
 3-6 at Mtl. 10-10-87
 2-6 at Wsh. 10-8-88
 1-5 at Mtl. 10-7-89

5-6 at Mtl. 10-6-90
 1-3 at Wsh. 10-5-91
 5-2 at Hfd. 10-10-92
 5-3 at Bos. 10-7-93
 2-1 at NYR 1-20-95
 3-1 at Ott. 10-7-95
 3-4 at Edm. 10-4-96
 3-1 at STL. 10-1-97
 1-4 at Dal. 10-10-98
 0-2 at Det. 10-2-99

2-3 at Edm. 10-13-00
 4-5 (OT) at NYR 10-7-01
 6-1 at Mtl. 10-12-02

The Sabres are 18-12-3 in opening games (13-5-3 at home and 5-7-0 on the road). The club is 16-12-5 in home openers and 12-20-1 in road openers.

BIGGEST WINS AND LOSSES IN SABRES HISTORY


Date	Opponent	Margin	Score
12-21-75	Washington	12 goals	14-2
2-25-78	@ Cleveland	10 goals	13-3
3-19-81	Toronto	10 goals	14-4
2-7-80	Pittsburgh	9 goals	9-0
3-27-80	Detroit	9 goals	10-1
12-7-80	Pittsburgh	9 goals	10-1
11-13-83	Calgary	9 goals	11-2
10-30-92	Ottawa	9 goals	12-3
3-16-75	@ Toronto	8 goals	11-3
10-22-75	N.Y. Rangers	8 goals	9-1
1-27-80	Los Angeles	8 goals	9-1
4-5-80	@ Pittsburgh	8 goals	9-1
3-4-83	Pittsburgh	8 goals	10-2
11-8-01	Atlanta	8 goals	8-0

Date	Opponent	Margin	Score
11-7-70	@ Montreal	9 goals	11-2
3-13-71	@ St. Louis	9 goals	9-0
10-10-81	@ Montreal	9 goals	9-0
12-22-87	@ Boston	9 goals	9-0
11-5-88	@ Calgary	9 goals	9-0
12-6-88	@ Hartford	9 goals	9-0
11-18-87	@ Hartford	8 goals	9-1

(Eight games tied at seven)

Biggest Home Loss: 1-6-77 vs. Montreal (9-2)

ALL-TIME REVIEW 1970-2002





YEAR BY YEAR RESULTS

1982-83 REGULAR SEASON SCORES (38-29-13, 3rd place - Adams Division)

Table of game results for the 1982-83 season, listing dates, teams, scores, and overtime status.

REGULAR SEASON SCORING

Table of player statistics for the 1982-83 season, including goals, assists, points, and penalties.

Table of goaltender statistics for the 1982-83 season, including goals, assists, and save percentages.

1983-84 REGULAR SEASON SCORES (48-25-7, 2nd place - Adams Division)

Table of game results for the 1983-84 season, listing dates, teams, scores, and overtime status.

REGULAR SEASON SCORING

Table of player statistics for the 1983-84 season, including goals, assists, points, and penalties.

Table of goaltender statistics for the 1983-84 season, including goals, assists, and save percentages.



YEAR BY YEAR RESULTS



1984-85 REGULAR SEASON SCORES (38-28-14, 3rd place - Adams Division)

Table of game results for the 1984-85 season, listing dates, teams, scores, and overtime status.

REGULAR SEASON SCORING

Table of player statistics for the 1984-85 season, including goals, assists, points, and penalties.

Table of goaltender statistics for the 1984-85 season, including goals, assists, and save percentages.

1985-86 REGULAR SEASON SCORES (37-37-6, 5th place - Adams Division)

Table of game results for the 1985-86 season, listing dates, teams, scores, and overtime status.

REGULAR SEASON SCORING

Table of player statistics for the 1985-86 season, including goals, assists, points, and penalties.

Table of goaltender statistics for the 1985-86 season, including goals, assists, and save percentages.

Table of goaltender statistics for the 1985-86 season, including goals, assists, and save percentages.



ALL-TIME ANNOUNCED ATTENDANCE

Year	Regular Season			GP	Playoffs	
	GP	Attendance	Average		Attendance	Average
1970-71	39	379,121	9,721	0	0	0
1971-72	39	597,622	15,324	0	0	0
1972-73	39	609,570	15,632	3	47,004	15,668
1973-74	39	611,052	15,668	0	0	0
1974-75	40	626,720	15,668	9	142,767	15,863
1975-76	40	657,320	16,433	5	82,165	16,433
1976-77	40	657,320	16,433	3	49,299	16,433
1977-78	40	657,320	16,433	4	65,732	16,433
1978-79	40	657,320	16,433	2	32,866	16,433
1979-80	40	657,320	16,433	7	115,031	16,433
1980-81	40	656,307	16,408	5	70,386	14,077
1981-82	40	619,400	15,585	2	30,043	15,022
1982-83	40	515,766	12,894	4	65,732	16,433
1983-84	40	566,562	14,164	2	32,866	16,433
1984-85	40	613,441	15,336	2	30,828	15,414
1985-86	40	587,635	14,691	0	0	0
1986-87	40	527,241	13,181	0	0	0
1987-88	40	571,088	14,277	3	49,299	16,433
1988-89	40	572,648	14,316	2	32,866	16,433
1989-90	40	634,692	15,867	3	49,075	16,359
1990-91	40	626,171	15,654	3	45,010	15,003
1991-92	40	615,668	15,392	3	44,069	14,690
1992-93	41	614,227	14,981	4	65,300	16,325
1993-94	41	602,779	14,702	3	46,889	15,630
1994-95	24	361,537	15,064	2	29,486	14,743
1995-96	41	563,271	13,738	0	0	0
1996-97	41	693,379	16,912	7	130,165	18,595
1997-98	41	641,034	15,635	7	130,165	18,595
1998-99	41	737,275	17,982	10	185,950	18,595
1999-00	41	736,174	17,955	2	37,380	18,690
2000-01	41	731,438	17,840	7	130,276	18,611
2001-02	41	705,468	17,207	0	0	0
2002-03	41	564,827	13,776	0	0	0

HSBC Arena increased capacity from 18,595 to 18,690 to start the 1999-00 season due to reconfiguration of the arenas handicapped seating.

Longest sellout streak including playoffs: 359
(October 15, 1972 to November 12, 1980)

HOME ATTENDANCE BY MONTH AND DAY

Month	2001-02		GP	2002-03	
	Average	Sellouts		Day	Average
October	17,076	2	Sunday	17,845	0
November	16,404	0	Monday	24,049	0
December	17,603	2	Tuesday	102,975	0
January	17,669	2	Wednesday	91,236	0
February	18,151	0	Thursday	55,274	0
March	17,132	1	Friday	213,729	3
April	17,409	0	Saturday	64,719	0
			TOTAL	564,827	3

Month	2001-02		GP	2002-03	
	Average	Sellouts		Day	Average
October	17,076	2	Sunday	17,845	0
November	16,404	0	Monday	24,049	0
December	17,603	2	Tuesday	102,975	0
January	17,669	2	Wednesday	91,236	0
February	18,151	0	Thursday	55,274	0
March	17,132	1	Friday	213,729	3
April	17,409	0	Saturday	64,719	0
			TOTAL	564,827	3

ALL-TIME POWER-PLAY AND PENALTY-KILLING



Year	PPA	PPG	Pct.	Rank	SHS	PPGA	Pct.	Rank	SHGF	SHGA
1970-71	298	56	18.8	6	302	56	81.5	9	5	12
1971-72	308	57	18.5	8	281	56	80.1	8	1	7
1972-73	270	52	19.2	7	241	35	85.5	2	5	5
1973-74	256	48	18.5	8	237	42	82.3	3	5	12
1974-75	303	83	27.4	3	326	56	82.8	4	17	5
1975-76	287	73	25.4	5	304	51	83.2	5	6	8
1976-77	282	60	22.9	4	274	38	86.1	2	6	7
1977-78	234	52	22.2	7	218	31	85.8	1	7	3
1978-79	267	55	20.6	13	258	55	78.7	8	9	4
1979-80	275	67	24.4	T5	252	43	82.9	3	2	4
1980-81	310	73	23.5	10	268	44	83.6	1	9	10
1981-82	301	63	20.9	17	281	57	79.9	6	4	10
1982-83	311	67	21.5	16	274	48	82.5	2	12	9
1983-84	329	71	21.6	11	277	50	81.9	3	11	14
1984-85	322	76	23.6	T7	295	52	82.4	T1	9	5
1985-86	351	72	20.5	16	342	66	80.7	T5	12	14
1986-87	364	68	18.7	17	355	86	75.8	18	5	9
1987-88	464	80	17.2	18	439	95	78.1	15	8	13
1988-89	380	78	20.5	13	410	86	79.0	12	7	12
1989-90	358	79	22.1	9	351	58	83.5	1	7	7
1990-91	400	73	18.3	14	367	62	83.1	5	15	8
1991-92	466	105	22.5	1	424	91	78.5	17	8	11
1992-93	467	95	20.3	10	437	72	83.5	T2	13	17
1993-94	424	96	22.6	2	380	58	84.7	T1	21	8
1994-95	242	45	18.6	11	220	32	85.5	3	13	7
1995-96	477	76	15.9	T20	461	74	83.9	6	10	12
1996-97	326	43	13.2	26	364	59	83.8	13	16	4
1997-98	396	51	12.9	T19	413	65	84.3	18	15	12
1998-99	363	49	13.5	21	399	55	86.2	7	6	7
1999-00	351	37	10.5	28	361	54	85.0	13	8	10
2000-01	373	60	16.1	T17	334	40	88.0	1	6	5
2001-02	375	50	13.3	27	304	41	86.5	4	7	6
2002-03	354	51	14.4	20	363	53	85.4	6	8	11

PPA - Power-Play Attempts
PPG - Power-Play Goals
PPGA - Power-Play Goals Against

SHS - Short-Handed Situations
Rank - Overall NHL Ranking

SHGF - Short-Handed Goals For
SHGA - Short-Handed Goals Against

SABRES OVERTIME GOAL SCORERS

Dave Andreychuk - 4	Yuri Khmylev - 2	Jason Woolley - 2	Benoit Hogue - 1
Stu Barnes - 4	Michael Peca - 2	Scott Anriell - 1	Uwe Krupp - 1
Donald Audette - 3	Derek Plante - 2	Matthew Barnaby - 1	Ales Kotalik - 1
Phil Housley - 3	Miroslav Satan - 2	Curtis Brown - 1	Brad May - 1
Dixon Ward - 3	Bob Sweeney - 2	J.P. Dumont - 1	Gates Orlando - 1
Maxim Afinogenov - 2	Pierre Turgeon - 2	Mike Foligno - 1	Mike Ramsey - 1
Jason Dawe - 2	Michal Brozek - 2	Mike Hartman - 1	Geoff Sanderson - 1
		Jochen Hecht - 1	Erik Rasmussen - 1

SABRES OVERTIME GOAL SCORERS

RECORD Vs.			
Anaheim	1-1-3	Edmonton	2-4-7
Atlanta	0-2-1	Florida	4-1-3
Boston	4-5-19	Los Angeles	0-1-6
Calgary	2-0-5	Minnesota	0-0-0
Carolina#	5-5-13	Montreal	4-3-14
Chicago	2-1-2	Nashville	1-0-1
Colorado*	2-0-16	New Jersey	0-2-11
Columbus	0-0-1	N.Y. Islanders	1-5-10
Dallas**	1-1-6	N.Y. Rangers	1-4-13
Detroit	0-3-7	Ottawa	5-3-8
		Philadelphia	4-4-8
		Phoenix***	4-0-4
		Pittsburgh	4-3-11
		St. Louis	1-3-4
		San Jose	0-1-4
		Tampa Bay	2-1-5
		Toronto	1-6-10
		Vancouver	0-1-5
		Washington	1-0-10

Sabres Career Overtime Record: 52-59-208

* - includes games as Quebec Nordiques

** - includes games as Minnesota North Stars

*** - includes games as Winnipeg Jets

- includes games as Hartford Whalers

**REGULAR SEASON OVERTIME GOALS IN SABRES GAMES**

Date	Opponent	Scorer	Score	Time
Oct. 26, 1983	@ Detroit	Steve Yzerman	6-5 Det	4:38
Nov. 16, 1983	@ Winnipeg	Mike Ramsey	6-5 Buf	0:17
Feb. 8, 1984	@ Pittsburgh	Dave Andreychuk	6-5 Buf	0:31
Feb. 17, 1984	Minnesota	Dave Andreychuk	5-4 Buf	1:31
Feb. 21, 1984	@ Philadelphia	Phil Housley	5-4 Buf	4:09
Mar. 11, 1984	Hartford	Mike Foligno	4-3 Buf	1:53
Oct. 13, 1984	@ Toronto	Jim Benning	4-3 Tor	2:41
Feb. 15, 1985	Montreal	Mats Naslund	4-3 Mtl	2:31
Mar. 24, 1985	Boston	Dave Reid	4-3 Bos	0:56
Nov. 30, 1985	@ Toronto	Steve Thomas	3-2 Tor	0:26
Jan. 17, 1986	Montreal	Gates Orlando	5-4 Buf	1:11
Mar. 11, 1986	@ St. Louis	Charlie Bourgeois	3-2 STL	2:04
Oct. 22, 1986	@ Pittsburgh	Randy Cunneyworth	5-4 Pit	2:30
Nov. 12, 1986	N.Y. Rangers	Walt Poddubny	2-1 NYR	2:01
Dec. 20, 1986	@ Toronto	Steve Thomas	5-4 Tor	4:55
Jan. 8, 1987	@ Minnesota	Brian Bellows	5-4 Min	1:05
Jan. 18, 1987	Edmonton	Scott Arniel	6-5 Buf	1:49
Feb. 14, 1988	Chicago	Steve Thomas	4-3 Chi	3:48
Oct. 9, 1988	@ Philadelphia	Ron Sutter	4-3 Phi	2:44
Nov. 13, 1988	Edmonton	Esa Tikkanen	5-4 Edm	3:25
Nov. 25, 1988	Chicago	Phil Housley	5-4 Buf	3:15
Dec. 3, 1988	@ Montreal	Guy Carbonneau	3-2 Mtl	4:22
Jan. 4, 1989	Hartford	Kevin Dineen	5-4 Hfd	3:19
Jan. 21, 1989	@ Boston	Pierre Turgeon	6-5 Buf	3:58
Oct. 27, 1989	Toronto	Pierre Turgeon	6-5 Buf	2:30
Dec. 7, 1989	@ Philadelphia	Ron Sutter	4-3 Phi	0:24
Dec. 29, 1989	Boston	Craig Janney	4-3 Bos	1:33
Feb. 20, 1990	@ Winnipeg	Mike Hartman	4-3 Buf	2:06
Mar. 14, 1990	Los Angeles	Bob Kudelski	6-5 LA	1:25
Mar. 18, 1990	Winnipeg	Phil Housley	4-3 Buf	2:03
Mar. 31, 1990	@ Pittsburgh	Uwe Krupp	3-2 Buf	1:00
Nov. 23, 1990	Edmonton	Benoit Hogue	3-2 Buf	0:34
Dec. 7, 1990	Hartford	Scott Young	4-3 Hfd	0:53
Dec. 18, 1990	@ Hartford	Dave Andreychuk	4-3 Buf	1:07
Feb. 6, 1991	St. Louis	Brett Hull	5-4 StL	4:15
Mar. 20, 1991	Montreal	Dave Andreychuk	3-2 Buf	1:14
Nov. 8, 1991	Philadelphia	Donald Audette	4-3 Buf	1:29
Nov. 29, 1991	N.Y. Rangers	Mark Messier	5-4 NYR	0:43
Jan. 23, 1992	@ Pittsburgh	Donald Audette	5-4 Buf	4:15
Mar. 28, 1992	@ Boston	Steve Heinze	4-3 Bos	3:59
Oct. 16, 1992	Tampa Bay	Bob Sweeney	5-4 Buf	2:30
Nov. 2, 1992	@ N.Y. Rangers	Darren Turcotte	7-6 NYR	0:58
Jan. 3, 1993	St. Louis	Brad May	6-5 Buf	1:20
Jan. 17, 1993	@ Edmonton	Zdeno Ciger	3-2 Edm	0:25
Jan. 19, 1993	@ Calgary	Yuri Khmylev	3-2 Buf	2:07
Jan. 26, 1993	@ Philadelphia	Bob Sweeney	4-3 Buf	2:23
Jan. 31, 1993	Edmonton	Kelly Buchberger	5-4 Edm	0:46
Apr. 13, 1993	Montreal	Brian Bellows	3-2 Mtl	3:50
Dec. 2, 1993	@ Florida	Jesse Belanger	2-1 Fla	0:23
Dec. 26, 1993	@ N.Y. Islanders	Benoit Hogue	4-3 NYI	2:28
Jan. 7, 1994	Pittsburgh	Ron Francis	4-3 Pit	4:54
Mar. 30, 1994	Tampa Bay	Brian Bradley	3-2 TB	3:52

**REGULAR SEASON OVERTIME GOALS IN SABRES GAMES**

Date	Opponent	Scorer	Score	Time
Mar. 14, 1995	@ Florida	Yuri Khmylev	2-1 Buf	0:54
Mar. 18, 1995	@ Ottawa	Troy Murray	4-3 Ott	3:42
Dec. 22, 1995	Boston	Ted Donato	3-2 Bos	1:37
Jan. 13, 1996	@ Edmonton	Doug Weight	5-4 Edm	4:48
Jan. 30, 1996	@ N.Y. Islanders	Mathieu Schneider	5-4 NYI	2:19
Feb. 7, 1996	Boston	Derek Plante	2-1 Buf	0:24
Feb. 17, 1996	@ Hartford	Geoff Sanderson	2-1 Hfd	1:49
Feb. 28, 1996	@ Ottawa	Derek Plante	3-2 Buf	4:36
Mar. 8, 1996	@ Anaheim	Paul Kariya	3-2 Ana	2:03
Mar. 29, 1996	Philadelphia	Bob Corkum	6-5 Phi	3:50
Nov. 9, 1996	@ Hartford	Curtis Leschyshyn	4-3 Hfd	4:55
Nov. 11, 1996	Florida	Donald Audette	3-2 Buf	4:01
Nov. 23, 1996	@ Boston	Michal Grosek	3-2 Buf	2:39
Dec. 4, 1996	Vancouver	Mike Sillinger	7-6 Van	3:38
Dec. 11, 1996	@ Montreal	Dixon Ward	3-2 Buf	2:42
Jan. 12, 1997	@ Phoenix	Jason Dawe	3-2 Buf	0:10
Mar. 11, 1997	Philadelphia	Michael Peca	3-2 Buf	0:42
Mar. 26, 1997	N.Y. Islanders	Bryan Berard	3-2 NYI	1:00
Mar. 28, 1997	@ Detroit	Larry Murphy	2-1 Det	3:10
Oct. 31, 1997	@ Carolina	Jason Dawe	3-2 Buf	3:21
Nov. 1, 1997	@ Florida	Dixon Ward	4-3 Buf	1:14
Dec. 12, 1997	Carolina	Matthew Barnaby	3-2 Buf	4:45
Apr. 15, 1998	@ New Jersey	Scott Stevens	5-4 NJ	4:38
Dec. 30, 1998	@ Ottawa	Andreas Dackell	3-2 Ott	2:24
Jan. 6, 1999	@ Anaheim	Michael Peca	3-2 Buf	0:29
Feb. 17, 1999	Toronto	Mats Sundin	3-2 Tor	4:04
Mar. 19, 1999	@ N.Y. Rangers	Miroslav Satan	3-2 Buf	1:18
Mar. 28, 1999	Pittsburgh	Dixon Ward	4-3 Buf	2:27
Apr. 17, 1999	@ Boston	Hal Gill	2-1 Bos	4:46
Oct. 29, 1999	Florida	Geoff Sanderson	3-2 Buf	4:54
Nov. 4, 1999	@ Chicago	Curtis Brown	5-4 Buf	1:14
Nov. 28, 1999	@ Tampa Bay	Michal Grosek	3-2 Buf	2:26
Dec. 8, 1999	@ Toronto	Steve Thomas	3-2 Tor	1:05
Feb. 10, 2000	@ Nashville	Jason Woolley	2-1 Buf	4:08
Feb. 12, 2000	@ Philadelphia	John LeClair	3-2 Phi	2:28
Mar. 8, 2000	Boston	Stu Barnes	2-1 Buf	1:54
Mar. 15, 2000	@ San Jose	Jeff Friesen	6-5 SJ	2:56
Apr. 7, 2000	Pittsburgh	Jaromir Jagr	2-1 Pit	0:13
Oct. 21, 2000	@ Detroit	Brendan Shanahan	5-4 Det	4:28
Nov. 13, 2000	Calgary	J.P. Dumont	3-2 Buf	1:29
Feb. 7, 2001	N.Y. Islanders	Maxim Afinogenov	2-1 Buf	0:42
Feb. 10, 2001	@ Ottawa	Maxim Afinogenov	2-1 Buf	1:52
Mar. 3, 2001	@ Colorado	Stu Barnes	3-2 Buf	2:08
Oct. 7, 2001	@ N.Y. Rangers	Brian Leetch	4-5 NYR	2:45
Dec. 14, 2001	Carolina	Stu Barnes	3-2 Buf	0:50
Jan. 27, 2002	@ Washington	Stu Barnes	3-2 Buf	1:30
Feb. 8, 2002	Ottawa	Jason Woolley	3-2 Buf	4:21
Mar. 24, 2002	@ Ottawa	Erik Rasmussen	3-2 Buf	1:27
Nov. 19, 2002	@ New Jersey	Scott Niedermayer	3-4 NJD	1:23
Dec. 31, 2002	vs. N.Y. Islanders	Jason Blake	0-1 NYI	1:36
Jan. 4, 2003	@ Ottawa	Ales Kotalik	2-1 BUF	4:19
Jan. 25, 2003	@ Ottawa	Daniel Alfredsson	3-4 OTT	2:22
Jan. 30, 2003	@ St. Louis	Keith Tkachuk	1-2 STL	3:26
Feb. 17, 2003	@ Atlanta	Patrik Stefan	3-4 ATL	3:54
Feb. 19, 2003	vs. Montreal	Miroslav Satan	2-1 BUF	3:49
Mar. 1, 2003	@ N.Y. Islanders	Jason Blake	2-1 NYI	2:42
Mar. 12, 2003	vs. Carolina	Craig Adams	2-3 CAR	3:41
Mar. 22, 2003	@ Toronto	Bryan McCabe	2-3 TOR	0:36
Mar. 24, 2003	vs. Colorado	Jochen Hecht	4-3 BUF	4:15

All-Time Record in Overtime Decisions: 52-60



YEARLY LEADERS

YEAR

1970-71
1971-72
1972-73
1973-74
1974-75
1975-76
1976-77
1977-78
1978-79
1979-80
1980-81
1981-82
1982-83
1983-84
1984-85
1985-86
1986-87
1987-88
1988-89
1989-90
1990-91
1991-92
1992-93
1993-94
1994-95
1995-96
1996-97
1997-98
1998-99
1999-00
2000-01
2001-02
2002-03

GOALS

Perreault (38)
Martin (44)
Robert (40)
Martin (52)
Martin (52)
Gare (50)
Perreault (39)
Perreault (41)
Martin (32)
Gare (56)
Gare (46)
Perreault (31)
McKegney (36)
Andreychuk (38)
Andreychuk (31)
Foligno (41)
Foligno (30)
Sheppard (38)
Turgeon (34)
Turgeon (34)
Andreychuk & Turgeon (40)
Andreychuk (36)
LaFontaine (46)
Mogilny (76)
Hawerchuk (35)
Audette (24)
LaFontaine (40)
Audette (28)
Audette (24)
Satan (40)
Satan (33)
Audette (34)
Satan (37)
Satan (26)

ASSISTS

Goyette (46)
Perreault (48)
Perreault (60)
Robert (44)
Robert (60)
Perreault (69)
Perreault (56)
Perreault & Robert (48)
Perreault (58)
Perreault (66)
Van Boxmeer (51)
Van Boxmeer (54)
Housley (47)
Perreault (59)
Perreault & Housley (53)
Andreychuk (51)
Andreychuk (48)
Andreychuk (48)
Turgeon (54)
Turgeon (66)
Hawerchuk (58)
Hawerchuk (75)
LaFontaine (95)
Hawerchuk (51)
Mogilny (28)
LaFontaine (51)
Galley (34)
Zhitnik (30)
Woolley (33)
Gilmour (48)
Audette (45)
Satan (36)
Satan (49)

POINTS

Perreault (72)
Martin & Perreault (74)
Perreault (88)
Martin (86)
Robert (100)
Perreault (113)
Perreault (95)
Perreault (89)
Perreault (85)
Perreault (106)
Gare (85)
Perreault (73)
Perreault (76)
Perreault (59)
Perreault (83)
Andreychuk (87)
Andreychuk (73)
Andreychuk (78)
Turgeon (88)
Turgeon (106)
Hawerchuk (89)
Hawerchuk (98)
LaFontaine (148)
Hawerchuk (86)
Mogilny (47)
LaFontaine (91)
Plante (53)
Satan (46)
Satan (66)
Gilmour (73)
Audette (79)
Satan (73)
Satan (75)

YEAR

1970-71
1971-72
1972-73
1973-74
1974-75
1975-76
1976-77
1977-78
1978-79
1979-80
1980-81
1981-82
1982-83
1983-84
1984-85
1985-86
1986-87
1987-88
1988-89
1989-90
1990-91
1991-92
1992-93
1993-94
1994-95
1995-96
1996-97
1997-98
1998-99
1999-00
2000-01
2001-02
2002-03

PENALTY MINUTES

Pratt (179)
Hamilton (105)
Schoenfeld (178)
Carriere (103)
Korab & Schoenfeld (184)
Gare (129)
Korab (120)
Korab (119)
Korab (104)
Playfair (145)
Playfair (169)
Playfair (258)
Playfair (180)
Playfair (209)
Playfair (157)
Foligno (168)
Dykstra (179)
Foligno (220)
Hartman (316)
Hartman (211)
Ray (350)
Ray (354)
May (242)
Ray (274)
Ray (173)
Barnaby (335)
Ray (286)
Shannon (+26)
Ray (261)
Ray (158)
Ray (210)
Ray (200)
Boulton (178)

PLUS/MINUS

Atkinson (+1)
Ramsay (+5)
Robert (+16)
Ramsay (+17)
Luca (+61)
Guevremont (+47)
Hajt (+39)
Hajt (+36)
Ramsay (+21)
Schoenfeld (+60)
Ramsay (+39)
Van Boxmeer (+23)
Ramsey (+20)
Foligno (+32)
Hajt (+32)
Foligno (+25)
Foligno (+13)
Johansson (+12)
Ruutu (+13)
Ramsey (+21)
Four Players (+14)
LaFontaine (+10)
Bodger (+14)
Muni (+28)
Khmylev (+8)
Wilson (+13)
Peca (+26)
Shannon (+26)
Shannon (+28)
Tsyplakov (+23)
Brown (+15)
McKee (+18)
Brown & Hecht (+4)

GOALS-AGAINST AVG.

Crozier (3.68)
Crozier (3.51)
Dryden (2.65)
Dryden (2.97)
Bromley (3.10)
Desjardins (2.95)
Edwards (2.51)
Edwards (2.64)
Edwards (3.02)
Sauve (2.36)
Edwards (2.96)
Edwards (3.51)
Sauve (3.45)
Barrasso (2.84)
Barrasso (2.66)
Barrasso (3.61)
Barrasso (3.65)
Barrasso (3.31)
Puppa (3.36)
Puppa (2.89)
Malarchuk (3.35)
Draper (3.21)
Hasek (3.15)
Hasek (1.95)
Hasek (2.11)
Hasek (2.83)
Hasek (2.27)
Hasek (2.09)
Hasek (1.87)
Hasek (2.21)
Hasek (2.11)
Biron (2.22)
Noronen (2.42)

YEARLY WON-LOST RECORDS OF SABRE GOALTENDERS



YEAR

1970-71

1971-72

1972-73

1973-74

1974-75

1975-76

1976-77

1977-78

1978-79

1979-80

1980-81

1981-82

1982-83

1983-84

1984-85

1985-86

1986-87

1987-88

1988-89

1989-90

1990-91

1991-92

1992-93

1993-94

1994-95

1995-96

1996-97

1997-98

1998-99

1999-00

2000-01

2001-02

2002-03

GOALTENDER

Roger Crozier
Joe Daley
Dave Dryden
Roger Crozier
Dave Dryden
Rocky Farr
Gary Bromley
Roger Crozier
Dave Dryden
Rocky Farr
Gary Bromley
Roger Crozier
Gerry Desjardins
Rocky Farr
Gary Bromley
Roger Crozier
Gerry Desjardins
Al Smith
Gerry Desjardins
Don Edwards
Bob Sauve
Al Smith
Gerry Desjardins
Don Edwards
Bob Sauve
Don Edwards
Randy Ireland
Bob Sauve
Don Edwards
Bob Sauve
Jacques Cloutier
Don Edwards
Paul Harrison
Bob Sauve
Jacques Cloutier
Phil Myre
Bob Sauve
Tom Barrasso
Bob Sauve
Tom Barrasso
Bob Sauve
Tom Barrasso
Jacques Cloutier
Bob Sauve
Tom Barrasso
Jacques Cloutier
Daren Puppa
Tom Barrasso
Jacques Cloutier
Daren Puppa
Tom Barrasso
Jacques Cloutier
Daren Puppa
Tom Barrasso
Jacques Cloutier
Daren Puppa

W L T

9 20 7
12 16 8
3 3 0
13 34 14
3 9 5
23 13 7
14 13 7
0 1 0
3 5 3
4 5 0
23 20 8
2 4 1
26 11 11
17 2 1
6 2 1
0 1 2
0 1 0
8 2 5
29 15 11
9 3 2
31 12 6
16 7 2
1 2 0
0 3 0
0 1 0
38 16 17
6 2 0
26 18 9
0 0 0
10 10 7
27 9 12
20 8 4
23 10 12
16 10 9
5 1 0
26 23 9
2 1 1
6 1 5
10 7 6
3 2 0
25 20 7
26 12 3
22 13 4
25 18 10
0 0 1
13 10 3
29 24 5
5 9 1
0 2 1
17 23 2
11 19 5
0 2 1
25 18 8
4 8 2
8 6 1

YEAR

1988-89

1989-90

1990-91

1991-92

1992-93

1993-94

1994-95

1995-96

1996-97

1997-98

1998-99

1999-00

2000-01

2001-02

2002-03

GOALTENDER

Tom Barrasso
Jacques Cloutier
Clint Malarchuk
Daren Puppa
Darcy Wakaluk
Clint Malarchuk
Daren Puppa
David Littman
Clint Malarchuk
Daren Puppa
Clint Malarchuk
Daren Puppa
Tom Draper
David Littman
Clint Malarchuk
Daren Puppa
Tom Draper
Grant Fuhr
Dominik Hasek
Daren Puppa
Grant Fuhr
Dominik Hasek
Grant Fuhr
Dominik Hasek
Robb Stauber
Martin Biron
John Blue
Dominik Hasek
Steve Shields
Andrei Trefilov
Dominik Hasek
Steve Shields
Andrei Trefilov
Dominik Hasek
Steve Shields
Martin Biron
Dominik Hasek
Dwayne Roloson
Martin Biron
Dominik Hasek
Dwayne Roloson
2000-01
Dominik Hasek
Martin Biron
Mika Noronen
2001-02
Martin Biron
Mika Noronen
Bob Essensa
2002-03
Martin Biron
Ryan Miller
Mika Noronen

W L T

2 7 0
15 14 0
3 1 1
17 10 6
1 3 0
14 11 2
31 16 6
0 0 0
12 14 10
15 11 6
4 5 3
10 9 5
0 1 0
10 13 3
11 14 4
5 6 0
11 15 2
11 10 4
11 5 4
13 12 3
30 20 6
1 2 0
19 14 7
2 3 0
0 2 0
2 2 0
22 30 6
1 0 0
8 8 1
37 20 10
3 8 2
0 2 0
33 23 13
3 6 4
1 2 1
30 18 14
6 8 2
19 18 2
15 11 6
1 7 3
37 24 4
7 7 1
2 0 0
31 28 10
4 3 1
0 5 0
17 28 6
6 8 1
4 9 3



SABRES CAREER LEADERS

Games Played	Tot.
Gil Perreault	1,191
Craig Ramsay	1,070
Mike Ramsey	911
Rob Ray	889
Bill Hajt	854
Dave Andreychuk	837
Don Luce	766
Rick Martin	681
Ric Seiling	664
Mike Foligno	664
Alexei Zhitnik	644
Lindy Ruff	608
Phil Housley	608

Goals	Tot.
Gil Perreault	512
Rick Martin	382
Dave Andreychuk	368
Danny Gare	267
Craig Ramsay	252
Mike Foligno	247
Rene Robert	222
Don Luce	216
Alexander Mogilny	211
Phil Housley	178

Assists	Tot.
Gil Perreault	814
Dave Andreychuk	436
Craig Ramsay	420
Phil Housley	380
Rene Robert	330
Rick Martin	313
Don Luce	310
Dale Hawerchuk	275
Mike Foligno	264
Mike Ramsey	256

Points	Tot.
Gil Perreault	1,326
Dave Andreychuk	804
Rick Martin	695
Craig Ramsay	672
Phil Housley	558
Rene Robert	552
Don Luce	526
Mike Foligno	511
Danny Gare	500
Alexander Mogilny	444

Penalty Minutes	Tot.
Rob Ray	3,189
Mike Foligno	1,450
Larry Playfair	1,390
Brad May	1,323
Matthew Barnaby	1,248
Lindy Ruff	1,126
Jim Schoenfeld	1,025
Mike Ramsey	924
Mike Hartman	890
Jerry Korab	870

Game-Winning Goals	Tot.
Gil Perreault	81
Rick Martin	47
Mike Foligno	43
Danny Gare	35
Dave Andreychuk	38
Rene Robert	32
Craig Ramsay	32
Don Luce	30
Alexander Mogilny	29
Donald Audette	30

Power-Play Goals	Tot.
Dave Andreychuk	160
Gil Perreault	128
Rick Martin	112
Alexander Mogilny	78
Danny Gare	66
Pat LaFontaine	66
Donald Audette	65
Phil Housley	61
Mike Foligno	61
Pierre Turgeon	57

Short-Handed Goals	Tot.
Craig Ramsay	27
Don Luce	21
Miroslav Satan	14
Michael Peca	14
Wayne Presley	11
Ric Seiling	9
Dave Hannan	8
Gil Perreault	8
Gilles Hamel	8
Christian Ruuttu	8
Bob Sweeney	8
Andre Savard	7
Dixon Ward	7

Game-Tying Goals	Tot.
Danny Gare	21
Rick Martin	20
Gil Perreault	16
Craig Ramsay	15
Rene Robert	10
Don Luce	10
Mike Foligno	8
Dave Andreychuk	8
Gerry Meehan	7
Ric Seiling	6
Larry Playfair	6

Hat Tricks	Tot.
Rick Martin	21
Gil Perreault	18
Danny Gare	10
Alexander Mogilny	10
Dave Andreychuk	9
Pat LaFontaine	6
Rene Robert	5
Mike Foligno	5
Miroslav Satan	4
Andre Savard	4
Four tied at 3	

SABRES CAREER LEADERS



Shots	Tot.
Gil Perreault	2,837
Dave Andreychuk	2,342
Rick Martin	2,192
Phil Housley	1,610
Don Luce	1,562
Rene Robert	1,481
Danny Gare	1,480
Craig Ramsay	1,479
Mike Foligno	1,438
Miroslav Satan	1,354
Alexander Mogilny	1,333

Goalie Games	Tot.
Dominik Hasek	491
Don Edwards	307
Tom Barrasso	266
Bob Sauve	246
Daren Puppa	215
Roger Crozier	202
Martin Biron	194
Jacques Cloutier	144
Dave Dryden	120
Gerry Desjardins	116
Clint Malarchuk	102

Goalie Wins	Tot.
Dominik Hasek	234
Don Edwards	156
Tom Barrasso	124
Bob Sauve	119
Daren Puppa	96
Martin Biron	75
Roger Crozier	74
Gerry Desjardins	66
Jacques Cloutier	50
Dave Dryden	43
Clint Malarchuk	39

Shutouts	Tot.
Dominik Hasek	55
Martin Biron	15
Don Edwards	14
Tom Barrasso	13
Roger Crozier	10
Bob Sauve	7
Daren Puppa	5
Dave Dryden	5
Gary Bromley	4
Gerry Desjardins	5
Grant Fuhr	2
Clint Malarchuk	2

Goalie Minutes	Tot.
Dominik Hasek	28,664
Don Edwards	17,969
Tom Barrasso	15,463
Bob Sauve	14,063
Daren Puppa	11,763
Roger Crozier	10,980
Martin Biron	10,802
Jacques Cloutier	7,442
Gerry Desjardins	6,802
Dave Dryden	6,440
Clint Malarchuk	5,692

Goalie Win. Pct.	W	L	T	Pct.
Gerry Desjardins	66	30	18	.658
Don Edwards	156	83	61	.622
Gary Bromley	29	17	14	.600
Bob Sauve	113	76	39	.581
Daren Puppa	96	68	28	.573
Dominik Hasek	197	146	66	.548
Tom Barrasso	124	102	28	.543
Clint Malarchuk	39	39	16	.500
Tom Draper	15	15	5	.500
Roger Crozier	74	76	29	.494
Martin Biron	75	85	20	.472

* Winning percentage base on minimum 25 GP

SABRES ONE-SEASON LEADERS

Most Goals in a Season	
76	Alexander Mogilny (1992-93)
56	Danny Gare (1979-80)
53	Pat LaFontaine (1992-93)
52	Rick Martin (1973-74)
52	Rick Martin (1974-75)
50	Danny Gare (1975-76)
49	Rick Martin (1975-76)
46	Pat LaFontaine (1991-92)
46	Danny Gare (1980-81)
45	Rick Martin (1979-80)

Most Points in a Season	
148	Pat LaFontaine (1992-93)
127	Alexander Mogilny (1992-93)
113	Gil Perreault (1975-76)
106	Gil Perreault (1979-80)
106	Pierre Turgeon (1989-90)
100	Rene Robert (1974-75)
98	Dale Hawerchuk (1991-92)
96	Dale Hawerchuk (1992-93)
96	Gil Perreault (1974-75)
95	Rick Martin (1974-75)
95	Gil Perreault (1976-77)

Most Assists in a Season	
95	Pat LaFontaine (1992-93)
80	Dale Hawerchuk (1992-93)
75	Dale Hawerchuk (1991-92)
69	Gil Perreault (1975-76)
66	Gil Perreault (1979-80)
66	Pierre Turgeon (1989-90)
60	Rene Robert (1974-75)
60	Phil Housley (1989-90)
60	Gil Perreault (1972-73)
59	Gil Perreault (1983-84)

Most Penalty Minutes in a Season	
354	Rob Ray (1991-92)
350	Rob Ray (1990-91)
335	Matthew Barnaby (1995-96)
316	Mike Hartman (1988-89)
309	Brad May (1991-92)
302	Gord Donnelly (1991-92)
295	Brad May (1995-96)
295	Gord Donnelly (1991-92)
289	Matthew Barnaby (1997-98)
287	Rob Ray (1995-96)
286	Rob Ray (1996-97)



SABRES ONE-SEASON LEADERS

Best Plus/Minus in a Season (40 GP)

+61	Don Luce (1974-75)
+60	Jim Schoenfeld (1979-80)
+51	Craig Ramsay (1974-75)
+49	Danny Gare (1979-80)
+47	Bill Hajt (1974-75)
+47	Jocelyn Guevremont (1975-76)
+44	Craig Ramsay (1975-76)
+41	Jerry Korab (1974-75)
+40	Danny Gare (1974-75)
+40	Jim Schoenfeld (1975-76)
+40	Tony McKegey (1979-80)
+40	John Van Boxmeer (1979-80)

Most Shots in a Season

360	Alexander Mogilny (1992-93)
337	Dave Andreychuk (1991-92)
327	Rick Martin (1975-76)
320	Rick Martin (1973-74)
306	Pat LaFontaine (1992-93)
303	Danny Gare (1975-76)
301	Rick Martin (1974-75)
299	Rick Martin (1972-73)
274	Danny Gare (1974-75)
273	Rene Robert (1975-76)

Most Short-Handed Goals in a Season

8	Don Luce (1974-75)
7	Craig Ramsay (1974-75)
6	Michael Peca (1996-97)
5	Michael Peca (1997-98)
5	Wayne Presley (1994-95)
5	Wayne Presley (1993-94)
5	Craig Ramsay (1977-78)
4	Dave Snuggard (1990-91)
4	Don Luce (1980-81)
4	Curtis Brown (2002-03)
3	several players

Most Hat Tricks in a Season

7	Rick Martin (1975-76)
7	Alexander Mogilny (1992-93)
4	Rick Martin (1973-74)
4	Gil Perreault (1977-78)
4	Pat LaFontaine (1991-92)
3	Gil Perreault (1974-75)
3	Danny Gare (1975-76)
3	Rene Robert (1976-77)
3	Dave Andreychuk (1987-88)
3	Eddie Shack (1970-71)

Most Games by a Goalie

72	Dominik Hasek (1997-98)
72	Don Edwards (1977-78)
67	Dominik Hasek (1996-97)
67	Dominik Hasek (2000-01)
64	Dominik Hasek (1998-99)
63	Roger Crozier (1971-72)
62	Don Edwards (1981-82)
60	Tom Barrasso (1985-86)
59	Dominik Hasek (1995-96)
58	Dominik Hasek (1993-94)

Most Power-Play Goals in a Season

28	Dave Andreychuk (1991-92)
27	Alexander Mogilny (1992-93)
23	Pat LaFontaine (1991-92)
21	Rick Martin (1974-75)
20	Pat LaFontaine (1992-93)
20	Dave Andreychuk (1992-93)
19	Pierre Turgeon (1988-89)
19	Rick Martin (1971-72)
18	Rick Martin (1975-76)
18	Dave Andreychuk (1989-90)

Most Game-Winning Goals in a Season

11	Alexander Mogilny (1992-93)
11	Danny Gare (1979-80)
10	Pierre Turgeon (1988-89)
9	Gil Perreault (1976-77)
8	Michael Peca (1998-99)
8	Gil Perreault (1974-75)
7	15 tied

Best Shooting Percentage (50+ GP)

24.4	Peter McNab (1974-75)
24.2	Mikko Makeia (1990-91)
23.1	Yvon Lambert (1981-82)
23.0	Craig Ramsay (1978-79)
22.9	Kevin Maguire (1988-89)
22.7	Pat LaFontaine (1991-92)
22.2	Gil Perreault (1979-80)
22.0	Ray Sheppard (1987-88)
21.8	Craig Ramsay (1980-81)
21.4	Gil Perreault (1977-78)
21.4	Ric Seiling (1980-81)

Most Game-Tying Goals in a Season

6	Danny Gare (1977-78)
4	Danny Gare (1978-79)
4	Danny Gare (1975-76)
4	Rick Martin (1971-72)
3	several players tied

Most Minutes by a Goalie

4,220	Dominik Hasek (1997-98)
4,209	Don Edwards (1977-78)
4,037	Dominik Hasek (1996-97)
3,904	Dominik Hasek (2000-01)
3,817	Dominik Hasek (1998-99)
3,654	Roger Crozier (1971-72)
3,561	Don Edwards (1985-86)
3,500	Don Edwards (1981-82)
3,417	Dominik Hasek (1995-96)
3,358	Dominik Hasek (1993-94)

SABRES ONE-SEASON LEADERS



Most Wins by a Goalie

38	Don Edwards (1977-78)
37	Dominik Hasek (1996-97)
37	Dominik Hasek (2000-01)
33	Dominik Hasek (1997-98)
31	Gerry Desjardins (1976-77)
31	Daren Puppa (1989-90)
30	Dominik Hasek (1993-94)
29	Gerry Desjardins (1975-76)
29	Tom Barrasso (1985-86)
27	Don Edwards (1979-80)
26	Gary Bromley (1974-75)
26	Don Edwards (1978-79)
26	Don Edwards (1981-82)
26	Tom Barrasso (1983-84)

Best Save Percentage (25+ GP)

.937	Dominik Hasek (1998-99)
.932	Dominik Hasek (1997-98)
.930	Dominik Hasek (1996-97)
.930	Dominik Hasek (1994-95)
.930	Dominik Hasek (1993-94)
.921	Dominik Hasek (2000-01)
.920	Dominik Hasek (1995-96)
.919	Dominik Hasek (1999-00)
.909	Martin Biron (1999-00)
.908	Dave Dryden (1972-73)
.908	Martin Biron (2002-03)

Most Shots Faced By A Goalie

2,190	Roger Crozier (1971-72)
2,177	Dominik Hasek (1996-97)
2,149	Dominik Hasek (1997-98)
2,011	Dominik Hasek (1995-96)
1,970	Don Edwards (1977-78)
1,877	Dominik Hasek (1998-99)
1,778	Tom Barrasso (1985-86)
1,726	Dominik Hasek (2000-01)
1,722	Don Edwards (1981-82)
1,658	Tom Barrasso (1987-88)

Most Assists by a Defenseman

60	Phil Housley (1989-90)
54	John Van Boxmeer (1981-82)
51	John Van Boxmeer (1980-81)
46	Phil Housley (1986-87)
45	Doug Bodger (1992-93)
44	Garry Galley (1995-96)
44	Jerry Korab (1974-75)
44	Phil Housley (1988-89)
42	Richie Dunn (1980-81)
40	five players tied

Most Goals by a Rookie

44	Rick Martin (1971-72)
38	Gil Perreault (1970-71)
38	Ray Sheppard (1987-88)
31	Danny Gare (1974-75)
31	Donald Audette (1991-92)
22	John Tucker (1984-85)
22	Peter McNab (1974-75)
22	Christian Ruuttu (1986-87)
21	Derek Plante (1993-94)
21	Ales Kotalik (2002-03)

Most Losses by a Goalie

34	Roger Crozier (1971-72)
30	Dominik Hasek (1995-96)
28	Martin Biron (2002-03)
24	Dominik Hasek (2000-01)
24	Tom Barrasso (1985-86)
24	Dominik Hasek (1997-98)
23	Don Edwards (1981-82)
23	Tom Barrasso (1986-87)
20	Dominik Hasek (1996-97)
20	Dominik Hasek (1993-94)
20	Bob Sauve (1982-83)
20	Dave Dryden (1973-74)
20	Roger Crozier (1970-71)

Lowest Goals Against Ave. (25+ GP)

1.87	Dominik Hasek (1998-99)
1.95	Dominik Hasek (1993-94)
2.09	Dominik Hasek (1997-98)
2.11	Dominik Hasek (2000-01)
2.11	Dominik Hasek (1994-95)
2.21	Dominik Hasek (1999-00)
2.27	Dominik Hasek (1996-97)
2.36	Bob Sauve (1979-80)
2.42	Martin Biron (1999-00)
2.51	Don Edwards (1976-77)
2.57	Don Edwards (1979-80)

Most Goals by a Defenseman

29	Phil Housley (1987-88)
26	Phil Housley (1988-89)
24	Phil Housley (1983-84)
21	Phil Housley (1986-87)
21	Phil Housley (1989-90)
18	John Van Boxmeer (1980-81)
15	Alexei Zhitnik (1997-98)
14	Richard Smehlik (1993-94)
14	John Van Boxmeer (1981-82)
14	Jerry Korab (1976-77)

Most Points by a Defenseman

81	Phil Housley (1989-90)
70	Phil Housley (1988-89)
69	John Van Boxmeer (1980-81)
68	John Van Boxmeer (1981-82)
67	Phil Housley (1986-87)
66	Phil Housley (1987-88)
64	Phil Housley (1983-84)
56	Jerry Korab (1974-75)
54	Garry Galley (1995-96)
54	Doug Bodger (1992-93)

Most Assists by a Rookie

47	Phil Housley (1982-83)
43	Christian Ruuttu (1986-87)
38	Calle Johansson (1987-88)
36	J.F. Sauve (1981-82)
35	Derek Plante (1993-94)
34	Gil Perreault (1970-71)
31	Danny Gare (1974-75)
30	Benoit Hogue (1988-89)
30	Rick Martin (1971-72)
28	Alexander Mogilny (1989-90)
28	Pierre Turgeon (1987-88)



SABRES ONE-SEASON LEADERS

Most Points by a Rookie

74	Rick Martin (1971-72)
72	Gil Perreault (1970-71)
66	Phil Housley (1982-83)
65	Ray Sheppard (1987-88)
65	Christian Ruuttu (1986-87)
62	Danny Gare (1974-75)
56	Derek Plante (1993-94)
55	J.F. Sauve (1981-82)
49	John Tucker (1984-85)
48	Donald Audette (1991-92)

Most Penalty Minutes by a Rookie

309	Brad May (1991-92)
178	Jim Schoenfeld (1972-73)
168	Doug Barrie (1970-71)
162	Kevin Maguire (1987-88)
120	Benoit Hogue (1988-89)
115	Bob Halkidis (1985-86)
108	Steve Dykstra (1985-86)
106	Matthew Barnaby (1993-94)
104	Bob Boughner (1995-96)
101	Bill Stewart (1978-79)

SABRES TEAM SEASON RECORDS

CATEGORY	OVERALL	HOME	AWAY
Points	- Most 113 (1974-75) - Least 51 (1971-72)	63 (1972-73) 31 (1971-72)	51 (1974-75) 20 (1971-72)
Wins	- Most 49 (1974-75) - Least 16 (1971-72)	30 (1972-73) 11 (1971-72)	23 (1983-84) 5 (1971-72)
Losses	- Most 45 (2002-03) - Least 16 (1974-75)	19 (1971-72) 5 (1979-80)	27 (2002-03) 10 (1974-75)
Ties	- Most 21 (1980-81) - Least 5 (2000-01)	12 (twice) 1 (1985-86)	11 (1972-73) 1 (1983-84)
Overtime Games	- Most 24 (1990-91)	16 (1990-91)	12 (1992-93; 1997-98)
Overtime Wins	- Most 5 (3 times)	2 (10 times)	3 (3 times)
Overtime Losses	- Most 6 (2 times)	2 (8 times)	6 (2002-03)
Goals Scored	- Most 354 (1974-75) - Least 190 (2002-03)	199 (1974-75) 110 (1971-72)	155 (1974-75) 78 (1971-72)
Goals Against	- Most 308 (1986-87) - Least 184 (2001-01)	147 (1985-86) 80 (1972-73)	168 (1970-71) 95 (2000-01)
Shutouts	- Most 13 (1997-98, 2000-01) - Least 10 (1996-97)	7 (1997-98) 4 (2001-02)	7 (2000-01) 7 (1996-97)
Shutouts Against	- Most 10 (1996-97)	10 (1996-97)	10 (1996-97)
Non-Shutout Streak	178 (11-18-83 to 1-4-86)	340 (11-23-77 to 2-12-86)	106 (2-12-91 to 11-29-93)
Longest Win Streak	10 (1-4-84 to 1-23-84)	12 (twice)	10 (12-10-83 to 1-23-84)
Longest Unbeaten Streak	14 (3-6-80 to 4-6-80)	21 (10-8-72 to 1-7-73)	10 (12-10-83 to 1-23-84)
Longest Losing Streak	7 (3 times)	6 (twice)	7 (three times)
Longest Winless Streak	12 (2 times)	12 (1-27-91 to 3-10-91)	23 (10-30-71 to 2-19-72)

Longest Winning Streak at Start of Season

Overall 8 (1975-76)

Longest Losing Streak at Start of Season

Overall 2 (4 times)

Most Consecutive Ties

Overall	4 (Four times)
Home	5 (1984-85; 1997-98)
Road	4 (1981-82)

Most Consecutive Games Without Tie

Overall 33 (11-17-72 to 2-1-73)

Power-Play Goals For

Most	105 (1991-92)
Least	37 (1999-00)

Power-Play Goals Against

Most	95 (1987-88)
Least	31 (1977-78)

Short-Handed Goals For

Most	21 (1993-94)
Least	1 (1971-72)

Short-Handed Goals Against

Most	17 (1992-93)
Least	3 (1977-78)

Penalty Minutes For Sabres

Most	2,713 (1991-92)
Least	787 (1973-74)

Most Goal Scorers on Sabres With

20 Goals	9 (1974-75)
30 Goals	6 (1974-75)
40 Goals	3 (1975-76; 1979-80)
50 Goals	2 (1992-93)
60 Goals	1 (1992-93)
70 Goals	1 (1992-93)

Most Point Scorers on Sabres With

70 Points	6 (1974-75; 1975-76)
80 Points	4 (1991-92)
90 Points	3 (1974-75; 1991-92; 1992-93)
100 Points	2 (1992-93)

SABRES TEAM GAME RECORDS



GAME RESULTS

Greatest Margin

Winning	12 (14-2 win 12-21-75 vs. Washington)
Losing	9 (11-2 loss 11-7-70 at Montreal; 9-0 loss 3-13-71 at St. Louis; 9-0 loss 10-10-81 at Montreal; 9-0 loss 12-22-87 at Boston; 9-0 loss 11-5-88 at Calgary; 9-0 loss 12-6-88 at Hartford)

Tie Score

Highest	8-8 (1-15-92 at New Jersey)
Lowest	0-0 (11-9-72 vs. California; 10-31-79 at Chicago; 2-5-83 at Quebec; 10-15-86 vs. Montreal; 11-2-96 at Colorado; 12-23-96 at New Jersey; 10-27-98 at N.Y. Rangers; 12-8-99 vs. Ottawa; 1-13-00 at Boston; 1-21-03 vs. Pittsburgh)

SCORING

Most Goals

For	14 (14-4 win 3-19-81 vs. Toronto; 14-2 win 12-21-75 vs. Washington)
Against	11 (11-2 loss 11-7-70 at Montreal)
Combine	18 (14-4 win 3-19-81 vs. Toronto)

Most Goals in One Period

For	9 (3-19-81 vs. Toronto)
Allowed	7 (11-7-70 at Montreal)
Combine	12 (3-19-81, at Buffalo, 9 and Toronto, 3)

Most Buffalo Points

Game	40 (12-21-75 vs. Washington)
Period	23 (12-21-75 vs. Washington; 3-19-81 vs. Toronto)

Most Points in One Period

Combine	31 (3-19-81, at Buffalo, 23 and Toronto, 8)
---------	---

Fastest Two Goals

For	:04 (Lee Fogolin and Don Luce, 10-17-74 vs. California)
Against	:07 (Larry DePalma and Dave Snuggerud, 11-5-92 at San Jose)

(Marcel Dionne and Hartland Monahan, 1-11-78 vs. Los Angeles)

(Jim Moxey and Wayne Merrick, 2-1-76 at California)

Combine :04 (Marian Stastny/Que. and Dale McCourt/Buf., 1-2-82 at Quebec)

Fastest Three Goals

For	:39 (Pat LaFontaine, Wayne Presley and Donald Audette, 3-22-92 at Chicago)
Against	:34 (Danny Gare twice and Bob Manno, 10-26-84 at Detroit)

Combine :18 (Jim Moxey/Cal., Wayne Merrick/Cal. and Danny Gare/Buf., 2-1-76 at California)

Fastest Two Goals by One Player

For	:10 (Derek Plante, 12-20-96 vs. Los Angeles)
Against	:10 (Darryl Sittler, 2-19-72 at Toronto)

(Danny Gare, 11-8-80 at Washington)

Fastest Three Goals by One Player

For	3:49 (Don Luce, 12-22-74 at Washington)
Against	4:55 (Rick Kehoe, 3-10-76 at Pittsburgh)

Fastest Goal from Opening Face-off

For	:05 (Alexander Mogilny, 12-21-91 vs. Toronto)
Against	:09 (Yvon Cournoyer, 12-22-1973 at Montreal)

(Jim Wiemer, 3-27-85 vs. N.Y. Rangers)

Fastest Buffalo Goals from Start of Period

One Goal	:05 (Alexander Mogilny, 12-21-91 vs. Toronto)
Two Goals	:31 (Rene Robert and Rick Martin, 1-10-74 at N.Y. Rangers)

SHOTS ON GOAL

Sabres Shots

Most	58 (2-2-75 vs. Kansas City)
Fewest	12 (3-21-97 at Washington; 11-9-88 vs. Calgary; 4-10-99 at Ottawa)

Opponent Shots

Most	72 (12-10-70 at Boston)
Fewest	8 (3-21-76 vs. Kansas City)

Sabres and Opponents Shots Combined

Most	100 (12-10-70 vs. Boston)
Fewest	33 (10-15-83 vs. Boston)

Greatest Margin of Shots Favoring

Sabres	37 (3-3-82 vs. Hartford, 52-15)
Opp.	44 (12-10-70 vs. Boston, 72-28)

Sabres Shots in One Period

Most	26 (2-25-78 vs. Cleveland)
Fewest	0 (2-19-81 at Montreal; 1-16-99 at Ottawa; 3-29-03 at Carolina)

Shots Allowed in One Period

Most	30 (12-10-70 at Boston)
Fewest	0 (3-21-76 vs. Kansas City)

Sabres and Opponents Shots Combined in One Period

Most	41 (2-2-75 vs. Kansas City)
Fewest	5 (3-14-72 vs. Minnesota; 12-23-72 vs. Los Angeles; 1-13-74 vs. St. Louis)

Most Shots in Overtime Period

Sabres	9 (2-1-00 vs. Anaheim)
Opp.	10 (2-16-96 vs. New Jersey)
Combine	11 (11-21-90 vs. N.Y. Rangers; 2-16-96 vs. New Jersey; 12-12-97 vs. Carolina)

PENALTY MINUTES

Most Penalty Minutes

Sabres	188 (3-31-92 at Minnesota)
Opp.	172 (3-31-92 at Minnesota)
Combine	360 (3-31-92 at Minnesota)



SABRES INDIVIDUAL RECORDS

SERVICE

Most Seasons

Career 17 Gil Perreault (1970-71 to 1986-87)

Most Games Played Overall

Career 1,191 Gil Perreault (1970-71 to 1986-87)
Season 84 Pat LaFontaine (1992-93)
Brad May (1993-94)
Richard Smehlik (1993-94)
Randy Wood (1993-94)

Most Consecutive Games Played

Career 776 Craig Ramsay (3-27-73 to 2-10-83)

Most Games Played by Left Wing

Career 1,070 Craig Ramsay (1971-72 to 1984-85)
Season 84 Brad May (1993-94)
Randy Wood (1993-94)

Most Games Played by Center

Career 1,191 Gil Perreault (1970-71 to 1986-87)
Season 84 Pat LaFontaine (1992-93)

Most Games Played by Right Wing

Career 889 Rob Ray (1989-90-2002-03)
Season 81 Jason Dawe (1996-97)
Miroslav Satan (1998-99)

Most Games Played by Defenseman

Career 911 Mike Ramsey (1979-80 to 1992-93)
Season 84 Richard Smehlik (1993-94)

GOALS

Most Goals Overall

Career 512 Gil Perreault (1970-71 to 1986-87)
Season 76 Alexander Mogilny (1992-93)
Game 5 Dave Andreychuk
(2-6-86 at Boston)

Most Consecutive Goal-Scoring Games

Season 8 Alexander Mogilny
(12-15-92 to 1-3-93)
Mike Foligno (12-28-84 to 1-12-85)
Miroslav Satan
(12-19-98 to 1-2-99)

Most Goals by Left Wing

Career 382 Rick Martin (1971-72 to 1980-81)
Season 52 Rick Martin (1973-74; 1974-75)
Game 5 Dave Andreychuk
(2-6-86 at Boston)

Most Goals by Center

Career 512 Gil Perreault (1970-71 to 1986-87)
Season 53 Pat LaFontaine (1992-93)
Game 3 many times, last Michael Peca
(2-25-00 vs. Rangers)

Most Goals by Right Wing

Career 267 Danny Gare (1974-75 to 1981-82)
Season 76 Alexander Mogilny (1992-93)
Game 4 Alexander Mogilny (2-10-93
at Winnipeg; 2-24-93 vs. Detroit)

Most Goals by Defenseman

Career 156 Phil Housley (1982-83 to 1989-90)
Season 29 Phil Housley (1987-88)
Game 3 Jerry Korab (11-19-78
vs. Minnesota)
Jim Schoenfeld (3-13-81
at Winnipeg)
John Van Boxmeer (11-7-81
at N.Y. Islanders)
Phil Housley (1-23-83 vs. Winnipeg;
1-22-88 vs. New Jersey)
Hannu Virta (3-19-83 at Montreal)

Most Hat Tricks

Career 21 Rick Martin (1971-72 to 1980-81)
Season 7 Rick Martin (1975-76)
Alexander Mogilny (1992-93)

Most 4-or-More Goal Games

Career 4 Rick Martin (1971-72 to 1980-81)
Season 2 Alexander Mogilny (1992-93)

Most Game-Winning Goals

Career 81 Gil Perreault (1970-71 to 1986-87)
Season 11 Danny Gare (1979-80)
Alexander Mogilny (1992-93)

Most Game-Tying Goals

Career 21 Danny Gare (1974-75 to 1981-82)
Season 6 Danny Gare (1977-78)

20-GOAL SEASON

Most 20-Goal Seasons

Career 15 Gil Perreault (1970-71 to 1972-73;
1974-75 to 1985-86)

Most Consecutive 20-Goal Seasons

Career 12 Gil Perreault (1974-75 to 1985-86)

30-GOAL SEASON

Most 30-Goal Seasons

Career 10 Gil Perreault (1970-71; 1974-75
to 1977-78; 1979-80; 1981-82
to 1984-85)

Most Consecutive 30-Goal Seasons

Career 6 Rick Martin (1971-72 to 1976-77)

40-GOAL SEASON

Most 40-Goal Seasons

Career 5 Rick Martin (1971-72; 1973-74
to 1975-76; 1979-80)

Most Consecutive 40-Goal Seasons

Career 3 Rick Martin (1973-74 to 1975-76)

50-GOAL SEASON

Most 50-Goal Seasons

Career 2 Danny Gare (1975-76; 1979-80)
Rick Martin (1973-74 to 1974-75)

Most Consecutive 50-Goal Seasons

Career 2 Rick Martin (1973-74 to 1974-75)

SABRES INDIVIDUAL RECORDS



ASSISTS

Most Assists Overall

Career 814 Gil Perreault (1970-71 to 1986-87)
Season 95 Pat LaFontaine (1992-93)
Game 5 Gil Perreault (2-1-76 at California;
3-9-80 vs. St. Louis; 1-4-84
vs. Winnipeg)
Dale Hawerchuk (1-15-92
at New Jersey)
Pat LaFontaine (3-19-92
at Los Angeles; 12-31-92 vs.
N.Y. Rangers; 2-10-93 at Winnipeg)

Most Consecutive Assists-Scoring Games

Season 11 Gil Perreault (12-23-84 to 1-13-85)

Most Assists by Left Wing

Career 436 Dave Andreychuk
(1982-83 to 1992-93; 2000-01)
Season 51 Dave Andreychuk (1985-86)
Game 5 Dale Hawerchuk (1-15-92
at New Jersey)

Most Assists by Center

Career 814 Gil Perreault (1970-71 to 1986-87)
Season 95 Pat LaFontaine (1992-93)
Game 5 Gil Perreault (2-1-76 at California;
3-9-80 vs. St. Louis; 1-4-84
vs. Winnipeg)
Pat LaFontaine (3-19-92 at
Los Angeles; 12-31-92 vs.
N.Y. Rangers; 2-10-93 at Winnipeg)

Most Assists by Right Wing

Career 330 Rene Robert (1971-72 to 1978-79)
Season 60 Rene Robert (1974-75)
Game 4 several times, last
Alexander Mogilny (3-30-95
vs. Ottawa)

Most Assists by Defenseman

Career 334 Phil Housley (1982-83 to 1989-90)
Season 60 Phil Housley (1989-90)
Game 4 Bill Hajt (11-13-76 vs. N.Y. Rangers)
Phil Housley (12-23-89 at Quebec)

POINTS

Most Points Overall

Career 1,326 Gil Perreault (1970-71 to 1986-87)
Season 148 Pat LaFontaine (1992-93)
Game 7 Gil Perreault (2-1-76 at California)

Most Point-Scoring Games in Succession

Season 18 Gil Perreault (10-24-71 to 12-4-71)

Most Points by Left Wing

Career 804 Dave Andreychuk (1982-83
to 1992-93; 2000-01)
Season 95 Rick Martin (1974-75)
Game 6 Dave Andreychuk (2-6-86
at Boston)

Most Points by Center

Career 1,326 Gil Perreault (1970-71 to 1986-87)
Season 148 LaFontaine (1992-93)
Game 7 Gil Perreault (2-1-76 at California)

Most Points by Right Wing

Career 552 Rene Robert (1971-72 to 1978-79)
Season 127 Alexander Mogilny (1992-93)
Game 6 Jim Lorentz (12-6-73 vs.
N.Y. Rangers)

Most Points by Defenseman

Career 490 Phil Housley (1982-83 to 1989-90)
Season 81 Phil Housley (1989-90)
Game 5 John Van Boxmeer (11-7-81
at N.Y. Islanders)
Phil Housley (12-23-89 at Quebec)

PENALTY MINUTES

Most Penalty Minutes Overall

Career 3,097 Rob Ray (1989-90 to 2001-02)
Season 354 Rob Ray (1991-92)
Game 39 Reg Fleming (10-18-70
vs. Pittsburgh)

Most Penalty Minutes by Left Wing

Career 1,746 Rob Ray (1989-90 to 1995-96)
Season 354 Rob Ray (1991-92)
Game 39 Reg Fleming (10-18-70
vs. Pittsburgh)

Most Penalty Minutes by Center

Career 500 Gil Perreault (1970-71 to 1986-87)
Season 120 Benoit Hogue (1988-89)
Game NA

Most Penalty Minutes by Right Wing

Career 1,450 Mike Foligno (1981-82 to 1990-91)
Season 335 Matthew Barnaby (1995-96)
Game NA

Most Penalty Minutes by Defenseman

Career 1,390 Larry Playfair (1978-79 to
1985-86; 1988-89 to 1989-90)
Season 258 Larry Playfair (1981-82)
Game NA

SHOTS ON GOAL

Most Shots on Goal Overall

Career 2,837 Gil Perreault (1970-71 to 1986-87)
Season 360 Alexander Mogilny (1992-93)
Game 12 Rene Robert (4-1-76 vs. Boston)
Jim Schoenfeld (12-10-78
vs. Toronto)
Mike Foligno (3-3-82 vs. Hartford)
Ken Priestlay (3-4-88 vs.
N.Y. Rangers)
Dave Andreychuk (11-13-92
vs. Hartford)
Alexander Mogilny (3-16-93 at
St. Louis)



SABRES INDIVIDUAL RECORDS

Highest Shooting Percentage (50+ Gms)

Season 24.4 Peter McNab (1974-75)

PLUS/MINUS

Highest Plus/Minus Rating

Career NA

Season +61 Don Luce (1974-75)

Game NA

SPECIAL TEAMS

Most Power-Play Goals

Career 161 Dave Andreychuk (1982-83 to 1992-93; 2000-01)

Season 28 Dave Andreychuk (1991-92)

Game 4 Dave Andreychuk (3-19-92 at Los Angeles)

Most Short-Handed Goals

Career 27 Craig Ramsay (1971-72 to 1984-85)

Season 8 Don Luce (1974-75)

Game 2 Don Luce (12-22-74

at Washington)

Bob Sweeney (4-1-95 at N.Y. Islanders)

Michael Peca (12-31-97 vs. Ottawa)

Alexei Zhitnik (3-19-98 vs. Florida)

ROOKIE RECORDS

Most Goals by Rookie

Season 44 Rick Martin (1971-72)

Most Assists by Rookie

Season 47 Phil Housley (1982-83)

Most Points by Rookie

Season 74 Rick Martin (1971-72)

Most Penalty Minutes by Rookie

Season 309 Brad May (1991-92)

Fastest Goal by Rookie from

Start of First NHL Game

Game :18 (Danny Gare, 10-10-74 vs. Boston)

GOALTENDERS

Most Games Played

Career 491 Dominik Hasek (1992-93 to 2000-01)

Season 72 Don Edwards (1977-78)

Dominik Hasek (1997-98)

Martin Biron (2001-02)

Most Wins

Career 234 Dominik Hasek (1992-93 to 2000-01)

Season 38 Don Edwards (1977-78)

Most Losses

Career 172 Dominik Hasek (1992-93 to 2000-01)

Season 34 Roger Crozier (1971-72)

Most Minutes Played

Career 28,664 Dominik Hasek (1992-93 to 2000-01)

Season 4,220 Dominik Hasek (1997-98)

Game 65 many times, last Mika Noronen (3-9-03 at Tampa Bay)

Lowest Goals Against Avg.

Career 2.22 Dominik Hasek (1992-93 to 2000-01)

Season 1.87 Dominik Hasek (1998-99)

Saves in Complete Game

Most 64 Joe Daley (12-10-70 at Boston)

Fewest 7 Al Smith (3-21-76 vs. Kansas City)

Most Shutouts

Career 55 Dominik Hasek (1992-93 to 2000-01)

Season 13 Dominik Hasek (1997-98)

Longest Shutout Sequence

Season 221:58 Martin Biron (4:22 of 3rd period at San Jose 1/16/03 to 0:46

of 2nd period at Ottawa 1/25/03 several times, last Martin Biron

(1-21-03 vs. Pittsburgh)

Saves in Shutout

Most 42 Dominik Hasek (12-19-97 vs. Montreal)

Fewest 14 Gary Bromley (12-8-74 vs. Minnesota)

Don Edwards (12-10-79 vs. Detroit)

Tom Barrasso (12-28-84 vs. Winnipeg; 1-19-85

at Hartford; 4-5-87 vs. Hartford)

Most Penalty Minutes

Career 182 Tom Barrasso (1983-84 to 1988-89)

Season 50 Tom Barrasso (1987-88)

Game NA

Most Assists

Career 17 Tom Barrasso (1983-84 to 1988-89)

Season 6 Tom Barrasso (1984-85)

Game 2 Daren Puppa (12-28-88 vs. Detroit; 1-14-91 at Toronto)

CAREER POINT LEADERS AGAINST SABRES



CAREER POINTS VS BUFFALO

Name	G	A	PTS
Ray Bourque	27	86	113
Ron Francis	35	76	111
Michel Goulet	38	62	100
Peter Stastny	41	51	92
Wayne Gretzky	27	56	83
Mark Messier	24	55	79
Jaromir Jagr	35	42	77
Guy Lafleur	29	45	74
Joe Sakic	28	44	72
Adam Oates	19	51	70
Marcel Dionne	32	38	70
Kevin Dineen	37	33	70

CAREER POINTS VS BUFFALO - ACTIVE PLAYERS

Name	G	A	PTS
Ron Francis	35	76	111
Mark Messier	24	55	79
Jaromir Jagr	35	42	77
Joe Sakic	28	44	72
Adam Oates	19	51	70
x-Kevin Dineen	37	33	70
Mario Lemieux	29	40	69
Steve Yzerman	26	41	67
Mark Recchi	17	34	51
Andrew Cassels	11	40	51
Mats Sundin	21	29	50

x-active, but currently without a contract



ALL-TIME OPPOSING GOALIE WINS

CAREER WINS VS BUFFALO

Name	Wins
Patrick Roy	24
Mike Liut	22
Dan Bouchard	18
Bernie Parent	17
Andy Moog	17
Martin Brodeur	16
Pete Peeters	16
Billy Smith	16
Ron Hextall	15
Curtis Joseph	15
Tony Esposito	15

CAREER WINS VS BUFFALO - ACTIVE GOALIES

Name	Wins
Martin Brodeur	16
Curtis Joseph	15
Ron Tugnutt	14
Mike Richter	14
Sean Burke	13
Olaf Kolzig	12
x-Tom Barrasso	12
Byron Dafoe	10
Ed Belfour	10
Chris Osgood	7
Jeff Hackett	7

x-active, but currently without a contract

OPPONENTS ONE-GAME RECORDS

Most Goals by Opposing Player

- Game 4 Rosaire Palement (2-9-71 at Vancouver)
 Bob Schmautz (11-19-72 at Vancouver)
 Phil Esposito (1-14-73 at Boston)
 Mark Napier (12-3-80 vs. Montreal)
 Wendel Clark (10-11-86 at Toronto)
 Joe Nieuwendyk (12-13-87 vs. Calgary)
 Joe Sakic (4-14-92 at Quebec)
 Brian Bellows (2-27-93 at Montreal)
 Peter Bondra (4-3-96 vs. Washington)
 Jaroslav Svejkovsky (4-13-97 vs. Washington)

Most Assists by Opposing Player

- Game 5 Doug Gilmour (11-5-88 at Calgary)
 Keith Tkachuk (2-23-01 vs. Phoenix)

Most Points by Opposing Player

- Game 6 John Bucyk (12-10-70 at Boston, 2 goals, 4 assists)
 Garry Unger (3-13-71 at St. Louis, 3 goals, 3 assists)
 Bernie Nicholls (11-22-87 vs. Los Angeles, 3 goals, 3 assists)
 Hakan Loob (3-12-88 at Calgary, 3 goals, 3 assists)
 Kevin Dineen (4-15-93 vs. Philadelphia, 3 goals, 3 assists)


Most Saves in Shutout by Opposing Player

- Game 39 Glenn Healy (2-4-90 vs. N.Y. Islanders)
 Darcy Wakaluk (2-7-92 vs. Minnesota)

Least Saves in Shutout by Opposing Player

- Game 14 Phil Myre (10-15-70 vs. Montreal)

THE PLAYOFFS





ALL-TIME PLAYOFF RESULTS

DATE	SCORE	GOALTENDERS	WINNING GOAL
1973			
April 4, 1973	@ Montreal 2, Buffalo 1	D. Dryden/K. Dryden	Cournoyer (Mtl.)
April 5, 1973	@ Montreal 7, Buffalo 3	D. Dryden/K. Dryden	Lapointe (Mtl.)
April 7, 1973	Montreal 5, @ Buffalo 2	Crozier/K. Dryden	Wilson (Mtl.)
April 8, 1973	@ Buffalo 5, Montreal 1	Crozier/K. Dryden	Perreault (Buf.)
April 10, 1973	Buffalo 3, @ Montreal 2 (OT)	Crozier/K. Dryden	Robert (Buf.)
April 12, 1973	Montreal 4, @ Buffalo 2	Crozier/K. Dryden	Lapointe (Mtl.)
<i>(Montreal wins series 4 games to 2)</i>			
1975			
April 13, 1975	@ Buffalo 4, Chicago 1	Desjardins/Esposito	Perreault (Buf.)
April 15, 1975	@ Buffalo 3, Chicago 1	Desjardins/Esposito	Dudley (Buf.)
April 17, 1975	@ Chicago 5, Buffalo 4 (OT)	Desjardins/Esposito	Mikita (Chi.)
April 20, 1975	Buffalo 6, @ Chicago 2	Desjardins/Esposito	R. Martin (Buf.)
April 22, 1975	@ Buffalo 3, Chicago 1	Desjardins/Esposito	Robert (Buf.)
<i>(Buffalo wins series 4 games to 1)</i>			
1976			
April 27, 1976	@ Buffalo 6, Montreal 5 (OT)	Desjardins-Crozier/Dryden	Gare (Buf.)
April 29, 1976	@ Buffalo 4, Montreal 2	Crozier/Dryden	Ramsay (Buf.)
May 1, 1976	@ Montreal 7, Buffalo 0	Crozier-Desjardins/Dryden	Mahovich (Mtl.)
May 3, 1976	@ Montreal 8, Buffalo 2	Desjardins/Dryden	Lafleur (Mtl.)
May 6, 1976	@ Buffalo 5, Montreal 4 (OT)	Desjardins/Dryden	Robert (Buf.)
May 8, 1976	Buffalo 4, @ Montreal 3	Desjardins/Dryden	Lorentz (Buf.)
<i>(Buffalo wins series 4 games to 2)</i>			
1977			
May 15, 1975	@ Philadelphia 4, Buffalo 1	Desjardins/Parent	Lonsberry (Phi.)
May 18, 1975	@ Philadelphia 2, Buffalo 1	Desjardins/Parent	Clarke (Phi.)
May 20, 1975	@ Buffalo 5, Philadelphia 4 (OT)	Crozier/Parent	Robert (Buf.)
May 22, 1975	@ Buffalo 4, Philadelphia 2	Desjardins/Parent	Lorentz (Buf.)
May 25, 1975	@ Philadelphia 5, Buffalo 1	Desjardins/Parent	Dornhoefer (Phi.)
May 27, 1975	Philadelphia 2, @ Buffalo 0	Crozier/Parent	Kelly (Phi.)
<i>(Philadelphia wins series 4 games to 2)</i>			
1976			
April 6, 1976	@ St. Louis 5, Buffalo 2	Desjardins/Staniowski	Patey (St.L.)
April 8, 1976	@ Buffalo 3, St. Louis 2 (OT)	Desjardins/Staniowski	Gare (Buf.)
April 9, 1976	@ Buffalo 2, St. Louis 1 (OT)	Desjardins/Staniowski	Luce (Buf.)
<i>(Buffalo wins series 2 games to 1)</i>			
1977			
April 11, 1976	@ Buffalo 5, N.Y. Islanders 3	Desjardins/Resch-Smith	R. Martin (Buf.)
April 13, 1976	@ Buffalo 3, N.Y. Islanders 2 (OT)	Desjardins/Smith	Gare (Buf.)
April 15, 1976	@ N.Y. Islanders 5, Buffalo 3	Desjardins/Smith	MacMillan (N.Y.I.)
April 17, 1976	@ N.Y. Islanders 4, Buffalo 2	Desjardins/Smith	Potvin (N.Y.I.)
April 20, 1976	N.Y. Islanders 4, @ Buffalo 2	Desjardins/Smith	Marshall (N.Y.I.)
April 22, 1976	@ N.Y. Islanders 3, Buffalo 2	Desjardins/Smith	Gillies (N.Y.I.)
<i>(N.Y. Islanders win series 4 games to 2)</i>			
1977			
April 5, 1977	@ Buffalo 4, Minnesota 2	Edwards/LoPresti	Korab (Buf.)
April 7, 1977	Buffalo 7, @ Minnesota 1	Edwards/LoPresti-Smith	R. Martin (Buf.)
<i>(Buffalo wins series 2 games to 0)</i>			
1978			
April 11, 1977	@ N.Y. Islanders 4, Buffalo 2	Edwards/Smith	Gillies (N.Y.I.)
April 13, 1977	@ N.Y. Islanders 4, Buffalo 2	Edwards/Smith	Gillies (N.Y.I.)
April 15, 1977	N.Y. Islanders 4, @ Buffalo 3	Edwards/Smith	Gillies (N.Y.I.)
April 17, 1977	N.Y. Islanders 4, @ Buffalo 3	Desjardins/Smith	MacMillan (N.Y.I.)
<i>(N.Y. Islanders win series 4 games to 0)</i>			
1978			
April 11, 1978	@ Buffalo 4, N.Y. Rangers 1	Edwards/Thomas	R. Martin (Buf.)
April 13, 1978	@ N.Y. Rangers 4, Buffalo 3 (OT)	Edwards/Davidson	Murdoch (N.Y.R.)
April 15, 1978	@ Buffalo 4, N.Y. Rangers 1	Edwards/Thomas	Ramsay (Buf.)
<i>(Buffalo wins series 2 games to 1)</i>			



ALL-TIME PLAYOFF RESULTS

DATE	SCORE	GOALTENDERS	WINNING GOAL
April 17, 1978	@ Philadelphia 4, Buffalo 1	Edwards/Parent	Kelly (Phi.)
April 19, 1978	@ Philadelphia 3, Buffalo 2	Edwards/Parent	MacLeish (Phi.)
April 22, 1978	@ Buffalo 4, Philadelphia 1	Edwards/Parent	Perreault (Buf.)
April 23, 1978	Philadelphia 4, @ Buffalo 2	Edwards/Parent	MacLeish (Phi.)
April 25, 1978	@ Philadelphia 4, Buffalo 2	Edwards/Parent	Lonsberry (Phi.)
<i>(Philadelphia wins series 4 games to 1)</i>			
1979			
April 10, 1979	Pittsburgh 4, @ Buffalo 3	Sauve/Herron	Kindrachuk (Pit.)
April 12, 1979	@ Pittsburgh 1, Pittsburgh 4, @ Buffalo 3 (OT)	Sauve/Herron	Richard (Buf.)
April 14, 1979	@ Buffalo 3 (OT)	Sauve/Herron	Ferguson (Pit.)
<i>(Pittsburgh wins series 2 games to 1)</i>			
1980			
April 8, 1980	@ Buffalo 2, Vancouver 1	Edwards/Bromley	Luce (Buf.)
April 9, 1980	@ Buffalo 6, Vancouver 0	Sauve/Bromley-Hanlon	Ramsey (Buf.)
April 11, 1980	@ Vancouver 5, Buffalo 4	Edwards/Hanlon-Bromley	Brasar (Van.)
April 12, 1980	Buffalo 3, @ Vancouver 1	Sauve/Bromley	Perreault (Buf.)
<i>(Buffalo wins series 3 games to 1)</i>			
1981			
April 16, 1980	@ Buffalo 5, Chicago 0	Edwards/Esposito	Van Boxmeer (Buf.)
April 17, 1980	@ Buffalo 6, Chicago 4	Sauve/Veisor	Gare (Buf.)
April 19, 1980	Buffalo 2, @ Chicago 1	Edwards/Esposito	Dudley (Buf.)
April 20, 1980	@ Buffalo 3, @ Chicago 2	Sauve/Esposito	Perreault (Buf.)
<i>(Buffalo wins series 4 games to 0)</i>			
1981			
April 29, 1980	N.Y. Islanders 4, @ Buffalo 1	Edwards/Smith	Bossy (N.Y.I.)
May 1, 1980	N.Y. Islanders 2, @ Buffalo 1 (2OT)	Sauve/Smith	Nystrom (N.Y.I.)
May 3, 1980	@ N.Y. Islanders 7, Buffalo 4	Edwards/Smith	Henning (N.Y.I.)
May 6, 1980	@ Buffalo 7, @ N.Y. Islanders 4	Sauve/Smith-Resch	Smith (Buf.)
May 8, 1980	@ Buffalo 2, N.Y. Islanders 0	Sauve/Resch	Van Boxmeer (Buf.)
May 10, 1980	@ N.Y. Islanders 5, Buffalo 2	Sauve/Smith	Lorimer (N.Y.I.)
<i>(N.Y. Islanders win series 4 games to 2)</i>			
1981			
April 8, 1981	@ Buffalo 3, Vancouver 2 (OT)	Edwards/Brodeur	Haworth (Buf.)
April 9, 1981	@ Buffalo 5, Vancouver 2	Edwards/Brodeur	Gare (Buf.)
April 11, 1981	Buffalo 5, @ Vancouver 3	Edwards/Brodeur	Ruff (Buf.)
<i>(Buffalo wins series 3 games to 0)</i>			
1982			
April 16, 1981	Minnesota 4, @ Buffalo 3 (OT)	Edwards/Meloche	Payne (Min.)
April 17, 1981	Minnesota 5, @ Buffalo 2	Edwards/Meloche	Ciccarelli (Min.)
April 19, 1981	@ Minnesota 6, Buffalo 4	Edwards/Meloche	Broten (Min.)
April 20, 1981	Buffalo 5, @ Minnesota 4 (OT)	Edwards/Meloche	Ramsay (Buf.)
April 22, 1981	Minnesota 4, @ Buffalo 3	Edwards/Beaupre	MacAdam (Min.)
<i>(Minnesota wins series 4 games to 1)</i>			
1982			
April 7, 1982	@ Boston 3, Buffalo 1	Edwards/Moffat	Park (Bos.)
April 8, 1982	@ Boston 7, Buffalo 3	Harrison/Moffat	Pederson (Bos.)
April 10, 1982	@ Buffalo 5, Boston 2	Edwards/Moffat	Ramsay (Buf.)
April 11, 1982	Boston 5, @ Buffalo 2	Edwards/Moffat	O'Reilly (Bos.)
<i>(Boston wins series 3 games to 1)</i>			
1983			
April 6, 1983	Buffalo 1, @ Montreal 0	Sauve/Wamsley	Peterson (Buf.)
April 7, 1983	@ Montreal 0	Sauve/Wamsley-Sevigny	McCourt (Buf.)
April 9, 1983	@ Buffalo 4, Montreal 2	Sauve/Wamsley	McKegney (Buf.)
<i>(Buffalo wins series 3 games to 0)</i>			



ALL-TIME PLAYOFF RESULTS

DATE	SCORE	GOALTENDERS	WINNING GOAL
May 8, 1998	@ Buffalo 3, Montreal 2 (OT)	Hasek/Moog	Sanderson (Buf.)
May 10, 1998	@ Buffalo 6, Montreal 3	Hasek/Moog-Thibault	Barnaby (Buf.)
May 12, 1998	Buffalo 5, @ Montreal 4 (2OT)	Hasek/Thibault-Theodore	Peca (Buf.)
May 14, 1998	Buffalo 3, @ Montreal 1 <i>(Buffalo wins series 4 games to 0)</i>	Hasek/Moog-Theodore	Audette (Buf.)
DATE	SCORE	GOALTENDERS	WINNING GOAL
May 23, 1998	Buffalo 2, @ Washington 0	Hasek/Kolzig	Grosek (Buf.)
May 25, 1998	@ Washington 3, Buffalo 2 (OT)	Hasek/Kolzig	Krygier (Wsh.)
May 28, 1998	@ Washington 4, @ Buffalo 3 (OT)	Hasek/Kolzig	Bondra (Wsh.)
May 30, 1998	Washington 2, @ Buffalo 0	Hasek/Kolzig	Berube (Wsh.)
June 2, 1998	Buffalo 2, @ Washington 1	Hasek/Kolzig	Woolley (Buf.)
June 4, 1998	Washington 3, @ Buffalo 2 (OT) <i>(Washington wins series 4 games to 2)</i>	Hasek/Kolzig	Juneau (Wsh.)
1999			
DATE	SCORE	GOALTENDERS	WINNING GOAL
April 21, 1999	Buffalo 2, @ Ottawa 1	Hasek/Tugnutt	Brown (Buf.)
April 23, 1999	Buffalo 3, @ Ottawa 2 (2OT)	Hasek/Rhodes	Satan (Buf.)
April 25, 1999	@ Buffalo 3, Ottawa 0	Hasek/Rhodes	Ward (Buf.)
April 27, 1999	@ Buffalo 4, Ottawa 3 <i>(Buffalo wins series 4 games to 0)</i>	Hasek/Tugnutt	Zhitnik (Buf.)
DATE	SCORE	GOALTENDERS	WINNING GOAL
May 6, 1999	@ Boston 4, Buffalo 2	Hasek/Dafoe	Thornton (Bos.)
May 9, 1999	Buffalo 3, @ Boston 1	Hasek/Dafoe	Brown (Buf.)
May 12, 1999	@ Buffalo 3, Boston 2	Hasek/Dafoe	Ward (Buf.)
May 14, 1999	@ Buffalo 3, Boston 0	Hasek/Dafoe	Zhitnik (Buf.)
May 16, 1999	@ Boston 5, Buffalo 3	Hasek-Roloson/Dafoe	Khristich (Bos.)
May 18, 1999	@ Buffalo 3, Boston 2 <i>(Buffalo wins series 4 games to 2)</i>	Hasek/Dafoe	Brown (Buf.)
DATE	SCORE	GOALTENDERS	WINNING GOAL
May 23, 1999	Buffalo 5, @ Toronto 4	Roloson/Joseph	Sanderson (Buf.)
May 25, 1999	@ Toronto 6, Buffalo 3	Roloson/Joseph	Perreault (Tor.)
May 27, 1999	@ Buffalo 4, Toronto 2	Hasek-Roloson/Joseph	Barnes (Buf.)
May 29, 1999	@ Buffalo 5, Toronto 2	Hasek/Joseph-Healy	Ray (Buf.)
May 31, 1999	Buffalo 4, @ Toronto 2 <i>(Buffalo wins series 4 games to 1)</i>	Hasek/Joseph	Rasmussen (Buf.)
DATE	SCORE	GOALTENDERS	WINNING GOAL
June 8, 1999	Buffalo 3, @ Dallas 2 (OT)	Hasek/Belfour	Woolley (Buf.)
June 10, 1999	@ Dallas 4, Buffalo 2	Hasek/Belfour	Hull (Dal.)
June 12, 1999	Dallas 2, @ Buffalo 1	Hasek/Belfour	Nieuwendyk (Dal.)
June 15, 1999	@ Buffalo 2, Dallas 1	Hasek/Belfour	Ward (Buf.)
June 17, 1999	@ Dallas 2, Buffalo 0	Hasek/Belfour	Sydr (Dal.)
June 19, 1999	Dallas 2, @ Buffalo 1 (3OT) <i>(Dallas wins series 4 games to 2)</i>	Hasek/Belfour	Hull (Dal.)
2000			
DATE	SCORE	GOALTENDERS	WINNING GOAL
April 13, 2000	@ Philadelphia 3, Buffalo 2	Hasek/Boucher	Gagne (Phi.)
April 14, 2000	@ Philadelphia 2, Buffalo 1	Hasek/Boucher	Desjardins (Phi.)
April 16, 2000	Philadelphia 2, @ Buffalo 0	Hasek/Boucher	LeClair (Phi.)
April 18, 2000	@ Buffalo 3, Philadelphia 2 (OT)	Hasek/Boucher	Barnes (Buf.)
April 20, 2000	@ Philadelphia 5, Buffalo 2 <i>(Philadelphia wins series 4 games to 1)</i>	Hasek/Boucher	Langkow (Phi.)
2001			
DATE	SCORE	GOALTENDERS	WINNING GOAL
April 11, 2001	Buffalo 2, @ Philadelphia 1	Hasek/Cechmanek	Gilmour (Buf.)
April 14, 2001	Buffalo 4, @ Philadelphia 3 (OT)	Hasek/Cechmanek	McKee (Buf.)
April 16, 2001	Philadelphia 3, @ Buffalo 2	Hasek/Cechmanek	Delmore (Phi.)
April 17, 2001	@ Buffalo 4, Philadelphia 3 (OT)	Hasek/Cechmanek	Brown (Buf.)
April 19, 2001	@ Philadelphia 3, Buffalo 1	Hasek/Cechmanek	Recchi (Phi.)
April 21, 2001	@ Buffalo 8, Philadelphia 0 <i>(Buffalo wins series 4 games to 2)</i>	Hasek/Cechmanek & Boucher	Gratton (Buf.)
DATE	SCORE	GOALTENDERS	WINNING GOAL
April 26, 2001	Pittsburgh 3, @ Buffalo 0	Hasek/Hedberg	Lemieux (Pit.)
April 28, 2001	Pittsburgh 3 @ Buffalo 1	Hasek/Hedberg	Ference (Pit.)
April 30, 2001	Buffalo 4, @ Pittsburgh 1	Hasek/Hedberg	Woolley (Buf.)
May 2, 2001	Buffalo 5, @ Pittsburgh 2	Hasek/Hedberg	Barnes (Buf.)
May 5, 2001	@ Buffalo 3, Pittsburgh 2 (OT)	Hasek/Hedberg	Barnes (Buf.)
May 8, 2001	@ Pittsburgh 3, Buffalo 2 (OT)	Hasek/Hedberg	Straka (Pit.)
May 10, 2001	Pittsburgh 3, @ Buffalo 2 (OT) <i>(Pittsburgh wins series 4 games to 3)</i>	Hasek/Hedberg & Aubin	Kasparaitis (Pit.)



OVERTIME HISTORY IN PLAYOFFS

Date	Opponent	Scorer	Score	Time
April 10, 1973	@ Montreal	Rene Robert	3-2 Buf.	9:18
April 17, 1975	@ Chicago	Stan Mikita	5-4 Chi.	2:31
April 27, 1975	Montreal	Danny Gare	6-5 Buf.	4:42
May 6, 1975	Montreal	Rene Robert	5-4 Buf.	5:56
May 20, 1975	Philadelphia	Rene Robert	5-4 Buf.	18:29
April 8, 1976	St. Louis	Danny Gare	3-2 Buf.	11:43
April 9, 1976	St. Louis	Don Luce	2-1 Buf.	14:27
April 13, 1976	N.Y. Islanders	Danny Gare	3-2 Buf.	14:04
April 13, 1978	@ N.Y. Rangers	Don Murdoch	4-3 N.Y.	1:37
April 14, 1979	Pittsburgh	George Ferguson	4-3 Pit.	:47
May 1, 1980	N.Y. Islanders	Bob Nystrom	2-1 N.Y.	21:20
April 8, 1981	Vancouver	Alan Haworth	3-2 Buf.	5:00
April 16, 1981	Minnesota	Steve Payne	4-3 Min.	:22
April 20, 1981	@ Minnesota	Craig Ramsay	5-4 Buf.	16:32
April 24, 1983	@ Boston	Brad Park	3-2 Bos.	1:52
April 10, 1988	Boston	John Tucker	6-5 Buf.	5:32
April 9, 1990	@ Montreal	Brian Skrudland	2-1 Mtl.	12:35
April 11, 1991	@ Montreal	Russ Courtnall	4-3 Mtl.	5:56
April 21, 1992	@ Boston	Adam Oates	3-1 Bos.	11:14
April 25, 1992	Boston	Ted Donato	5-4 Bos.	2:08
April 18, 1993	@ Boston	Bob Sweeney	5-4 Buf.	11:03
April 22, 1993	Boston	Yuri Khmylev	4-3 Buf.	1:05
April 24, 1993	Boston	Brad May	6-5 Buf.	4:48
May 4, 1993	@ Montreal	Guy Carbonneau	4-3 Mtl.	2:50
May 6, 1993	Montreal	Gilbert Dionne	4-3 Mtl.	8:28
May 8, 1993	Montreal	Kirk Muller	4-3 Mtl.	11:37
April 27, 1994	New Jersey	Dave Hannan	1-0 Buf.	65:43
May 7, 1995	@ Philadelphia	Karl Dykhuis	4-3 Phi.	10:06
April 23, 1997	@ Ottawa	Daniel Alfredsson	1-0 Ott.	2:34
April 29, 1997	Ottawa	Derek Plante	3-2 Buf.	5:24
May 9, 1997	@ Philadelphia	Ed Ronan	5-4 Buf.	6:24
May 1, 1998	@ Philadelphia	Michal Grosek	3-2 Buf.	5:40
May 8, 1998	Montreal	Geoff Sanderson	3-2 Buf.	2:37
May 12, 1998	@ Montreal	Michael Peca	5-4 Buf.	21:24
May 25, 1998	@ Washington	Todd Krygier	3-2 Wsh.	3:01
May 28, 1998	Washington	Peter Bondra	4-3 Wsh.	9:37
June 4, 1998	Washington	Joe Juneau	3-2 Wsh.	6:24
April 23, 1999	@ Ottawa	Miroslav Satan	3-2 Buf.	30:35
June 8, 1999	@ Dallas	Jason Woolley	3-2 Buf.	15:30
June 19, 1999	Dallas	Brett Hull	2-1 Dal.	54:51
April 18, 2000	@ Philadelphia	Stu Barnes	3-2 Buf.	4:42
April 14, 2001	@ Philadelphia	Jay McKee	4-3 Buf.	18:02
April 17, 2001	Philadelphia	Curtis Brown	4-3 Buf.	6:13
May 5, 2001	Pittsburgh	Stu Barnes	3-2 Buf.	8:34
May 8, 2001	@ Pittsburgh	Martin Straka	3-2 Pit.	11:29
May 10, 2001	Pittsburgh	Darius Kasparaitis	3-2 Pit.	13:01

Sabres are 25-21 in overtime games during the playoffs (16-10 at home and 9-11 on road). Overtime goals have ended a Sabres' playoff series nine times (April 9, 1976, April 14, 1979, April 24, 1983, April 24, 1993, May 8, 1993, April 29, 1997, May 1, 1998, June 4, 1998, June 19, 1999 and May 10, 2001).



SABRES PLAYOFF HAT TRICKS

YEAR	NO.	PLAYER	OPPONENT	SCORE	DATE	PLACE	GOALIE(S)
1977 (1)	1.	Jim Lorentz	Minnesota	7-1 W	4-7-77	Minnesota	Pete LoPresti (2)
1980 (1)	2.	Gil Perreault	N.Y. Islanders	7-4 W	5-6-80	New York	Gary Smith (1) Billy Smith (2)
1985 (1)	3.	Dave Andreychuk	Quebec	7-4 W	4-14-85	Buffalo	Empty Net (1) Dan Bouchard
1988 (1)	#*4.	John Tucker	Boston	6-2 W	4-9-88	Buffalo	Andy Moog
1998 (1)	#5.	Matthew Barnaby	Montreal	6-3 W	5-10-98	Buffalo	Andy Moog (2) Empty Net (1)

- indicates three consecutive and uninterrupted goals (true or natural hat trick). Note: John Tucker's final three scores of a four-goal game vs. Boston on 4-9-88 (6-2 W) were consecutive and uninterrupted.

* - indicates 4-goal game.

Note: Figure in brackets for scorer indicates accumulative total with the Sabres in the playoffs.

PLAYOFF HAT TRICKS AGAINST THE SABRES

YEAR	NO.	PLAYER	OPPONENT	SCORE	DATE	PLACE	GOALIE(S)
1973 (1)	1.	Yvan Cournoyer	Montreal	3-7 L	4-5-73	Montreal	Dave Dryden
1975 (1)	2.	Guy Lafleur	Montreal	0-7 L	5-1-75	Montreal	Roger Crozier (1) Gerry Desjardins (2)
1982 (1)	3.	Barry Pederson	Boston	3-7 L	4-8-82	Boston	Don Edwards

Note: Figure in brackets for scorer indicates accumulative total against the Sabres in the playoffs.

SABRES PLAYOFF SHUTOUTS

YEAR	NO.	GOALTENDER	OPPONENT	SCORE	DATE	PLACE	SAVES
1980 (3)	1.	Bob Sauve	Vancouver	6-0	4-9-80	Buffalo	22
	2.	Don Edwards	Chicago	5-0	4-16-80	Buffalo	17
	3.	Bob Sauve (2)	N.Y. Islanders	2-0	5-8-80	Buffalo	22
1983 (2)	4.	Bob Sauve (3)	Montreal	1-0	4-6-83	Montreal	24
	5.	Bob Sauve (4)	Montreal	3-0	4-7-83	Montreal	22
1989 (1)	6.	Jacques Cloutier	Boston	6-0	4-5-89	Boston	29
1992 (1)	7.	Tom Draper	Boston	2-0	4-27-92	Boston	28
1993 (1)	8.	Grant Fuhr	Boston	4-0	4-20-93	Boston	34
1994 (2)	9.	Dominik Hasek	New Jersey	2-0	4-17-94	New Jersey	30
	10.	Dominik Hasek (2)	New Jersey	1-0	4-27-94	Buffalo	70
1997 (1)	11.	Steve Shields	Ottawa	3-0	4-27-97	Ottawa	31
1998 (1)	12.	Dominik Hasek (3)	Washington	2-0	5-23-98	Washington	19
1999 (2)	13.	Dominik Hasek (4)	Ottawa	3-0	4-25-99	Buffalo	31
	14.	Dominik Hasek (5)	Boston	3-0	5-14-99	Buffalo	24
2000 (1)	15.	Dominik Hasek (6)	Philadelphia	8-0	4-21-01	Buffalo	24

Note: Figure in brackets for goaltender indicates accumulative total with the Sabres in the playoffs.

PLAYOFF SHUTOUTS AGAINST THE SABRES

YEAR	NO.	GOALTENDER	OPPONENT	SCORE	DATE	PLACE	SAVES
1975 (2)	1.	Ken Dryden	Montreal	7-0	5-1-75	Montreal	27
	2.	Bernie Parent	Philadelphia	2-0	5-27-75	Buffalo	32
1983 (1)	3.	Pete Peeters	Boston	9-0	4-20-83	Boston	27
1990 (1)	4.	Patrick Roy	Montreal	3-0	4-7-90	Buffalo	26
1997 (1)	5.	Ron Tugnutt	Ottawa	1-0	4-23-97	Ottawa	17
1998 (1)	6.	Olaf Kolzig	Washington	2-0	5-30-98	Buffalo	30
1999 (1)	7.	Ed Belfour	Dallas	2-0	6-17-99	Dallas	23
2000 (1)	8.	Brian Boucher	Philadelphia	2-0	4-16-00	Buffalo	17
2001 (1)	9.	Johan Hedberg	Pittsburgh	3-0	4-26-01	Buffalo	25

Note: Figure in brackets for goaltender indicates accumulative total against the Sabres in the playoffs.

SABRES CAREER PLAYOFF LEADERS



Games Played	Total	Penalty Minutes	Total
Gilbert Perreault	90	Rob Ray	167
Craig Ramsay	89	Lindy Ruff	164
Bill Hajt	80	Mike Ramsey	158
Jim Schoeneld	75	Jim Schoenfeld	151
Richard Smehlik	83	Danny Gare	147
Mike Ramsey	72	Mike Foligno	143
Alexei Zhitnik	70	Alexei Zhitnik	126
Don Luce	62	Mike Hartman	104
Rick Martin	62	Larry Playfair	97
Donald Audette	61	Kevin Maguire	86

Goals	Total	Power Play Goals	Total
Gilbert Perreault	33	Rick Martin	12
Rick Martin	24	Gilbert Perreault	9
Danny Gare	24	Stu Barnes	8
Rene Robert	22	Danny Gare	8
Don Luce	17	Donald Audette	7
Craig Ramsay	17	Pat LaFontaine	7
Donald Audette	15	Rick Vaive	7
Stu Barnes	14	Miroslav Satan	6
Curtis Brown	14	Alexei Zhitnik	6
Two Others Tied	14	Three Players Tied	5

Assists	Total	Goalie Games	Total
Gilbert Perreault	70	Dominik Hasek	68
Craig Ramsay	31	Don Edwards	31
Rick Martin	29	Gerry Desjardins	25
Jason Woolley	27	Bob Sauve	23
Dale Hawerchuk	25	Tom Barrasso	12
Donald Audette	23	Daren Pappa	11
Dave Andreychuk	22	Steve Shields	10
Miroslav Satan	21	Roger Crozier	9
Alexei Zhitnik	21	Grant Fuhr	8
Danny Gare	21	Tom Draper	7

Points	Total	Goalie Wins	Total
Gilbert Perreault	103	Dominik Hasek	37
Rick Martin	53	Don Edwards	13
Craig Ramsay	48	Bob Sauve	13
Danny Gare	44	Gerry Desjardins	11
Rene Robert	39	Roger Crozier	5
Donald Audette	38	Grant Fuhr	4
Dave Andreychuk	35	Steve Shields	4
Dale Hawerchuk	34	Miroslav Satan	3
Miroslav Satan	34	Tom Barrasso	3
Jason Woolley	34	Tom Draper	3

Shorthanded Goals	Total	Goalie Minutes	Total
Dixon Ward	3	Dominik Hasek	4,290
Curtis Brown	2	Don Edwards	1,859
Brian Holzinger	2	Gerry Desjardins	1,382
Don Luce	2	Bob Sauve	1,268
Wayne Presley	2	Tom Barrasso	663
Craig Ramsay	2	Daren Pappa	593
Seven Players Tied	1	Steve Shields	570

Game Winning Goals	Total	Roger Crozier	Total
Gilbert Perreault	5	Grant Fuhr	474
Danny Gare	5	Tom Draper	433
Stu Barnes	4		
Curtis Brown	4		
Rick Martin	4		
Craig Ramsay	4		
Rene Robert	4		
Six Players Tied	3		

Shutouts	Total
Dominik Hasek	6
Bob Sauve	4
Jacques Cloutier	1
Tom Draper	1
Don Edwards	1
Grant Fuhr	1
Steve Shields	1



SABRES TEAM PLAYOFF RECORDS

ONE PLAYOFF YEAR

Overall Wins

Most	14	(1999, 21 games)
Fewest	0	(1984, 3 games)

Overall Losses

Most	7	(1975, 17 games) (1997, 12 games) (1999, 21 games)
Fewest	2	(1979, 3 games)

Goals For

Most	59	(1999, 21 games)
Fewest	5	(1984, 3 games)

Goals Against

Most	58	(1975, 17 games)
Fewest	9	(1979, 3 games)

Most Shutouts

For	3	(1980, 14 games)
Against	2	(1975, 17 games)

Most Overtime Games

	6	(1993, 8 games)
	6	(1998, 15 games)

Longest Winning Streak

	8	(4-27-98 to 5-23-98)
--	---	----------------------

Longest Losing Streak

	4	(4-11-77 to 4-17-77) (4-15-76 to 4-22-76) (4-6-89 to 4-11-89) (5-2-93 to 5-8-93)
--	---	---

Most Power-Play Goals

For	17	(1980, 14 games)
Against	14	(1975, 17 games)

Most Short-Handed Goals

For	4	(1999, 21 games)
Against	3	(1988, 6 games) (1980, 14 games)

Shots on Goal For

Most	561	(1999, 21 games)
Fewest	83	(1984, 3 games)

Shots on Goal Against

Most	657	(1999, 21 games)
Fewest	73	(1984, 3 games)

Most Penalty Minutes

For	349	(1988, 21 games)
Opp.	308	(1988, 6 games)

ONE PLAYOFF SERIES

Most Goals Scored in Two-Game Series

For	11	(1977 vs. Minnesota)
Allowed	3	(1977 vs. Minnesota)

Goals Scored in Three-Game Series

Most	13	(1981 vs. Vancouver)
Least	5	(1984 vs. Quebec)

Goals Allowed in Three-Game Series

Most	13	(1984 vs. Quebec)
Least	2	(1983 vs. Montreal)

Goals Scored in Four-Game Series

Most	19	(1993 vs. Boston)
Least	10	(1977 vs. N.Y. Islanders)

Goals Allowed in Four-Game Series

Most	17	(1982 vs. Boston)
Least	6	(1999 vs. Ottawa)

Goals Scored in Five-Game Series

Most	22	(1985 vs. Quebec)
Least	8	(2000 vs. Philadelphia)

Goals Allowed in Five-Game Series

Most	24	(1981 vs. Minnesota)
Least	9	(1998 vs. Philadelphia)

Goals Scored in Six-Game Series

Most	24	(1991 vs. Montreal)
Least	9	(1999 vs. Dallas)

Goals Allowed in Six-Game Series

Most	29	(1975 vs. Montreal) (1991 vs. Montreal)
Least	13	(1998 vs. Washington) (1999 vs. Dallas) (2001 vs. Philadelphia)

Goals Scored in Seven-Game Series

Most	24	(1992 vs. Boston)
Least	14	(1994 vs. New Jersey) (1997 vs. Ottawa)

Goals Allowed in Seven-Game Series

Most	33	(1983 vs. Boston)
Least	13	(1997 vs. Ottawa)

ONE GAME ONLY

Most Goals

For	9	(4-29-92 vs. Boston)
Against	9	(4-20-83 at Boston)
Combine	12	(4-3-91 at Montreal, 7-5 Mtl.) (4-29-92 vs. Boston, 9-3 Buf.)

Most Goals in One Period

For	5	(4-20-75 vs. Chicago, 3rd per.) (4-13-85 vs. Quebec, 3rd per.) (4-14-85 vs. Quebec, 3rd per.)
Against	5	(4-5-73 at Montreal, 2nd per.) (4-8-82 at Boston, 2nd per.) (4-20-83 at Boston, 1st per.)
Combine	7	(4-13-85 vs. Quebec, 3rd per.) (5-11-97 vs. Philadelphia, 2nd. per.)

Most Short-Handed Goals in Game

For	2	(Scott Arniel and Mike Foligno, 4-5-89 at Boston) (Darryl Shannon and Brian Holzinger, 4-27-98 vs. Philadelphia)
-----	---	--

SABRES TEAM PLAYOFF RECORDS



Most Short-Handed Goals on Same Penalty

For	2	(Darryl Shannon and Brian Holzinger, 4-27-98 vs. Philadelphia)
-----	---	--

Greatest Winning Margin

	8	(2001 vs. Philadelphia, 8-0)
--	---	------------------------------

Greatest Losing Margin

	9	(1983 at Boston, 9-0)
--	---	-----------------------

Shots on Goal

Most	57	(4-8-76 vs. St. Louis)
Fewest	12	(6-12-99 vs. Dallas)

Shots on Goal Against

Most	70	(4-27-94 vs. New Jersey)
Fewest	14	(4-22-75 vs. Chicago)

Shots on Goal in One Period

Most	22	(4-8-76 vs. St. Louis, 1st per.) (4-15-77 vs. N.Y. Islanders, 1st per.)
Least	2	(4-29-97 vs. Ottawa, 1st per.) (5-12-98 at Montreal, 3rd per.) (6-2-98 at Washington, 2nd per.) (6-15-99 vs. Dallas, 3rd per.) (5-8-01 vs. Pittsburgh, 3rd per.)

Shots on Goal Against in One Period

Most	24	(4-20-80 at Chicago, 2nd per.)
Least	1	(4-16-80 vs. Chicago, 1st per.) (4-11-82 vs. Boston, 3rd per.) (4-7-83 at Montreal, 1st per.) (4-4-84 vs. Quebec, 1st per.)

Shots on Goal by Both Teams in One Period

Most	35	(4-9-91 vs. Montreal, 2nd per.)
------	----	---------------------------------

Most Penalty Minutes

For	121	(4-9-88 vs. Boston)
Opp.	105	(4-9-88 vs. Boston)
Combine	226	(4-9-88 vs. Boston)

Fastest Two Goals by Team

For	:14	(Mike Foligno and Sean McKenna, 4-5-84 vs. Quebec)
Against	:08	(Eric Desjardins and Stephane Richer, 4-9-91 vs. Montreal)
Combine	:05	(Gil Perreault/Buf. and Jim Hamilton/Pit., 4-14-79 vs. Pittsburgh)

Fastest Two Goals by One Player

For	:27	(Pierre Turgeon, 4-6-89 at Boston)
Against	:27	(Guy Lafleur, 5-1-75 at Montreal)

Fastest Three Goals by Team

For	1:48	(Randy Wood, Dave Hannan and Bob Corkum, 4-29-92 vs. Boston)
Against	1:19	(Russ Courtnall twice and Mathieu Schneider, 4-3-91 at Montreal)

Fastest Three Goals by One Player

For	12:37	(Dave Andreychuk, 4-14-85 vs. Quebec)
Against	13:40	(Barry Pederson, 4-8-82 at Boston)

Fastest Four Goals

For	5:28	(4-27-98 vs. Philadelphia)
Against	2:52	(4-3-91 at Montreal)
Combine	2:38	(4-9-91 vs. Montreal)

Fastest Five Goals

For	14:37	(4-20-75 at Chicago)
Against	9:31	(4-3-91 at Montreal)
Combine	6:19	(5-11-97 vs. Philadelphia)

Fastest Goal from Opening Face-off:

For	1:06	(Gil Perreault, 4-5-73 at Montreal)
Opp.	:14	(Kirk Muller, 5-6-93 vs. Montreal)

Shortest Overtime Game

	60:22	(Steve Payne/Min. scored, 4-16-81 vs. Minnesota)
--	-------	---


Longest Overtime Game

	125:43	(Dave Hannan/Buf. scored, 4-27-94 vs. New Jersey)
--	--------	--



MOST PLAYOFF POINTS VS SABRES

Name	G	A	PTS
Bourque, Ray	6	29	35
Middleton, Rick	10	19	29
Pederson, Barry	10	13	23
Oates, Adam	4	18	22
Richer, Stephane	13	6	19
Desjardins, Eric	5	13	18
Brind'Amour, Rod	8	10	18
Trottier, Bryan	3	14	17
Potvin, Denis	5	12	17
Neely, Cam	11	6	17
LeClair, John	8	9	17
Lafleur, Guy	9	7	16
Juneau, Joe	7	9	16
Stastny, Peter	1	14	15
Mahovlich, Peter	4	10	14
Corson, Shayne	5	9	14
MacLeish, Rick	6	7	13
Lemaire, Jacques	6	7	13
Lindros, Eric	5	8	13
Cournoyer, Yvan	7	6	13



Rick Martin fires a shot against the Philadelphia Flyers while the rest of the "French Connection," Gilbert Perreault (11) and Rene Robert (14) look on.

ROCHESTER AMERICANS STAFF DIRECTORY



President, Chief Executive Officer and Governor	Steve Donner
Vice Chairman and Alternate Governor	Walter L. Turek
Vice President of Sports Operations & General Manager, Alternate Governor	Jody Gage
Vice President	Andy Gross Sr.
Vice President of Sales & Marketing	Chris Palin
Chief Financial Officer	Peter Briggs
Head Coach	Randy Cunneynworth
Assistant Coach	Doug Houda
Athletic Trainer	Kent Weisbeck
Strength and Conditioning Coach	Dennis Cole
Equipment Manager	Dave Williams
Director of Ticket Sales and Operations	David Cieslinski
Director of Communications	Craig Rybczynski
Director of Media/Community Relations	Eric Trendel
Director of Marketing & Promotions	Lisa McCandless
Director of Sponsorship Services	Amy Rybczynski
Finance	Mike Zaroczynski
Group Sales Manager	Norman Maurer
Account Services Representative	Kerri Nelson
Sponsorship Sales Representatives	Craig Charron, Sam Fantauzzo & David Zygaj
Ticket Sales Representatives	Marc Folts, Corina Abadi, Jenea Rychlicki & John McJury
Operations/Executive Assistant	Brenda Shockley
Administrative Assistant	Melissa Kellogg
Merchandising	Recognition Experts
Radio & TV Broadcaster	Don Stevens
Radio & TV Color Analyst	John Bednarski
Video Board Producer/TV Producer	John Catalano

GENERAL INFORMATION

Executive Offices	The Blue Cross Arena at the Rochester War Memorial Rochester, NY 14614
Telephone/Executive Offices	(585) 454-5335
Fax Number	(585) 454-3954
Telephone/Hotline	(585) 454-5335
Website	www.amerks.com
E-Mail	info@amerks.com
Home Ice	The Blue Cross Arena at the Rochester War Memorial
Dimensions of Rink	197' x 85'
Seating Capacity	11,200
Location of Press Box	Suite Level
NHL Affiliate	Buffalo Sabres
Club Colors	Red, White, Blue
Uniforms	Home: Base - White; Trim - Blue, Red Road: Base - Blue; Trim - White, Red
Ticket Prices	\$18.25, \$14.25, \$10.25
Home Game Times	Monday-Thursday @ 7:05 pm; Saturday @ 7:35 pm; Sunday @ 6:05 pm
TV Stations	Time Warner Cable and WRWB TV-16
Radio Stations	WHAM 1180-AM & WHTK 1280-AM



Jody GAGE -



Jody Gage captured the hearts of the Rochester Americans fans many times throughout his 11-season hockey career with the Amerks and wore the crest with great pride during that time. Gage now handles a different role with the Amerks, Knighthawks and Rattlers, one of Vice President of Sports Operations & General Manager, and has experienced much of the same success in the front office that many witnessed on the ice. He became a Sabres employee this past July to help facilitate player personnel moves between Buffalo and Rochester.

In just over seven and one-half years, Gage has seen seven teams reach the finals (three hockey, four lacrosse). The Amerks advanced to the Calder Cup Finals in 1999 and 2000 while the K-Hawks reached the National Lacrosse League Finals in 1999, 2000 and 2003, and won the 1997 title. In 1995-96, Gage was also the Amerks' Assistant General Manager when they won the 1996 Calder Cup. In 1998-99, the AHL recognized Gage for his efforts as he was awarded the James C. Hendy Award as the league's outstanding executive. Gage assembled a team that won both the AHL Empire Division Championship and the Western Conference Championship and earned a berth in the 1999 Calder Cup Finals. The 1998-99 Amerks broke franchise records for most wins (52) and most points (111), and set league records for fewest goals allowed (176) and fewest road goals allowed (86). In 2001, Gage became the first general manager of the Rochester Rattlers of Major League Lacrosse. The field lacrosse team advanced to the inaugural MLL Semifinals in 2001.

Because his name is synonymous with AHL stardom, Gage was able to acquaint himself quickly with his peers off the ice and away from the field, but it didn't take long for him to earn a reputation as a well-respected, savvy hockey general manager. In his first season, the Amerks won their first division title since 1990-91, making Gage the first general manager in team history to win a division title in his inaugural season.

Gage having been involved with three Calder Cup champions during his pro career, was a member of the Adirondack Red Wings Calder Cup team in 1980-81, the Amerks squad in 1986-87 and was Rochester's Assistant GM when the Amerks secured their sixth Calder Cup in 1995-96, having retired during the season due to lingering knee ailments.

Originally a third-round draft selection (45th overall) of the Detroit Red Wings in the 1979 NHL Entry Draft, the Toronto native spent six seasons in the Detroit organization before signing a free agent contract with the Buffalo Sabres on July 31, 1985. Gage would spend the rest of his career in the Sabres and Amerks organization, signing his final contract with the Amerks on August 23, 1995, just a few months after Steve Donner purchased the Rochester club from Buffalo.

Dubbed "Mr. Amerk," Gage finished as the Amerks' all-time leader in goals, assists, points and games played. He holds the Amerks record for game-winning goals in one season (9, 1987-88) and goals/points by a right wing in one season (60/104, 1987-88). Gage is one of just three players to record 500 career AHL goals and 1,000 career AHL assists, and his 17 AHL seasons tie him for third in league history. Some of his other AHL accolades include the 1987-88 AHL MVP award and a berth on the First Team All-Star squad that season, AHL First Team All-Star honors following the 1985-86 and 1990-91 seasons, a place on the AHL's All-Time Team in 1992 - as chosen by the media - and selection as the U.S. Team Captain for the 1995 AHL All-Star Game. Gage also holds AHL records for the two fastest short-handed goals in one game (8 seconds, 3/25/89), the most 40+ goal seasons (7) and the most playoff goals (51).

Gage resides in Chili with his wife Charlotte and daughter Stefanie. His son Ryan attends Geneseo State University and is a member of the Ice Knights hockey team. When he can find the time, Gage is an avid and accomplished golfer. He also enjoys spending time with his family.

Randy CUNNEYWORTH -



Randy Cunneynworth enters his fourth season as the head coach of the Rochester Americans. He is a perfect 3-for-3 in guiding the Amerks to berths in the American Hockey League Playoffs.

In three seasons with Rochester, Cunneynworth has a record of 109-82-38-11 (.556 winning percentage). He had a stellar rookie campaign behind the Amerks bench in 2000-01, registering a 46-22-9-3 record. With 104 points, Rochester won its third-straight division and Western Conference regular-season titles. The Amerks finished second in the division the past two years.

The 26th head coach in the history of the storied hockey franchise, Cunneynworth joining the coaching ranks Sept. 8, 2000. Prior to his coaching career, the 41-year-old Cunneynworth played 20 seasons and spent his last two years with the Amerks as a left winger/assistant coach. During that stint with Rochester (1998-99 to 1999-00), the Amerks were the Empire Division and Western Conference and playoff champions. The Amerks reached the Calder Cup Finals both seasons.

He started his professional playing career in Rochester in 1980-81. Cunneynworth played parts of seven seasons with the Amerks, earning 239 points (101+138). He currently ranks 20th on the franchise's all-time point list and is 12th in games played (366) and 18th in goals. The native of Etobicoke, Ontario, was a member of the Amerks' 1982-83 Calder Cup winning team, before moving to the NHL in 1985-86.

Cunneynworth played 16 seasons in the NHL with the Buffalo Sabres, Pittsburgh Penguins, Winnipeg Jets, Hartford Whalers, Chicago Blackhawks and the Ottawa Senators. In 866 NHL games, he collected 189 goals and 225 assists for 414 points.

In 35 career games with Buffalo, Cunneynworth registered four goals and six assists. During the 1998-99 season, he appeared in his first Stanley Cup Final with the Sabres against the Dallas Stars, playing three games. He also played for the Amerks against the Providence Bruins in the 1999 Calder Cup. He scored a goal on Feb. 11, 1999, his first goal as a Sabre since Nov. 15, 1981 - the longest span in NHL history between goals scored by a player for one team.

The following season, he registered eight goals and 16 assists for 24 points in 52 games for the Amerks before suffering a season-ending knee injury. He was named the captain for Team Canada in the 2000 Kodak AHL All-Star Game held in Rochester. Cunneynworth passed the 100-goal plateau as an Amerk during the 1999-2000 season, scoring his 100th and 101st goals in a 5-0 win over the Saint John Flames Feb. 16, 2000.

Cunneynworth was the 1999-2000 recipient of the Fred T. Hunt Memorial Award, which is voted upon by the AHL Broadcasters and Writers Association and honors the player who best exemplifies the qualities of sportsmanship, determination and dedication to hockey. He was also awarded the Amerks' Booster Club Most Popular Player Award for 1999-2000.

In 20 years of pro hockey, he played in 1,234 games and registered 290 goals, 363 assists and 1,851 penalty minutes. He resides in Pittsford, N.Y., with his wife, Jenny, and two sons, Gregory and Cameron.



Doug HOUDA -



Former Rochester American Doug Houda makes the move from player to a member of the coaching ranks. He joins former teammate Randy Cunneynworth on the Amerks' coaching staff after serving as the team's captain in 2002-03.

Houda brings an impressive resume into his first professional coaching job. In his 17-year professional career, he played in 1,114 career games with 561 of those coming in the National Hockey League with the Buffalo Sabres, Detroit Red Wings, Hartford Whalers, New York Islanders, Los Angeles Kings and Anaheim Mighty Ducks. "A native of Blairmore, Alberta, Houda recorded 19 goals, 63 assists and 1,104 penalty minutes in the NHL."

In the American Hockey League, Houda played for the Adirondack Red Wings and the Amerks. In his AHL career, he scored 238 points (55+183) in 550 games. He played 284 AHL games with Rochester, wearing the red, white and blue for parts of five seasons

(1995-96, 1999-2003). Houda registered 23 goals and 87 assists as an Amerk. His 683 penalty minutes are 11th best on the Amerks' all-time list. In the postseason, he had 19 points (4+15) in 49 games. During Rochester's Calder Cup-winning season, Houda scored three goals and added three assists in 19 playoff games.

Houda ranked second among Amerk defensemen with 25 points (3+22) in 77 games. In addition, he was third on the team with 191 penalty minutes and led the team with a plus-17. In 1999-00, he was named Rochester's Unsung Hero finishing 12th on the team in points (24) and third among Amerk defensemen.

Another one of Houda's professional accomplishments includes earning a selection as an AHL First Team All-Star with the Adirondack Red Wings in 1987-88. That same season, he scored his first NHL goal with Detroit vs. Philadelphia on Dec. 11, almost two years to the day from his NHL debut, which came against Minnesota on Dec. 10, 1985.

Originally drafted by Detroit in the second round (28th overall) of the 1984 NHL Entry Draft, Houda played junior hockey with Calgary of the Western Hockey League.

He currently resides in Rochester with his wife Shelley, son Kris, and daughter Toni.

2002-2003 AHL REGULAR SEASON STANDINGS

EASTERN CONFERENCE

EAST	GP	W	L	T	OTL	PTS	PCT	GF	GA
Binghamton	80	43	26	9	2	97	.606	239	207
Bridgport	80	40	26	11	3	94	.588	219	198
Hartford	80	33	27	12	8	86	.538	255	236
Springfield	80	34	38	7	1	76	.475	202	243
Albany	80	25	37	11	7	68	.425	197	235
NORTH	GP	W	L	T	OTL	PTS	PCT	GF	GA
Providence	80	44	20	11	5	104	.650	268	227
Manchester	80	40	23	11	6	97	.606	254	209
Worcester	80	35	27	15	3	88	.550	235	220
Portland	80	33	28	13	6	85	.531	221	195
Lowell	80	19	51	7	3	48	.300	175	275
CANADIAN	GP	W	L	T	OTL	PTS	PCT	GF	GA
Hamilton	80	49	19	8	4	110	.688	279	191
Manitoba	80	37	33	8	2	84	.525	229	228
St. John's	80	32	40	6	2	72	.450	236	285
Saint John	80	32	41	6	1	71	.444	203	223

WESTERN CONFERENCE

WEST	GP	W	L	T	OTL	PTS	PCT	GF	GA
Houston	80	47	23	7	3	104	.650	266	222
Chicago	80	43	25	8	4	98	.613	276	237
San Antonio	80	36	29	11	4	87	.544	235	226
Milwaukee	80	32	27	14	7	85	.531	247	251
Utah	80	37	34	4	5	83	.519	227	243
CENTRAL	GP	W	L	T	OTL	PTS	PCT	GF	GA
Grand Rapids	80	48	22	8	2	106	.663	240	177
Rochester	80	31	30	14	5	81	.506	219	221
Cincinnati	80	26	35	13	6	71	.444	202	242
Syracuse	80	27	41	8	4	66	.413	201	256
Cleveland	80	22	48	5	5	54	.338	203	286
SOUTH	GP	W	L	T	OTL	PTS	PCT	GF	GA
Norfolk	80	37	26	12	5	91	.569	201	187
Hershey	80	36	27	14	3	89	.556	201	187
Wilkes-Barre	80	36	32	7	5	84	.525	245	248
Philadelphia	80	33	33	6	8	80	.500	198	212



ALL-TIME AMERKS REGULAR SEASON RECORDS

Season	GP	W	L	T	Pts.	Coach
1956-57	64	34	25	5	73	Billy Reay
1957-58	70	29	35	6	64	Roly McLenanhan
1958-59	70	34	31	5	73	Bucko MacDonald, Sam Pollack, Steve Kraftcheck
1959-60	72	40	27	5	85	Steve Kraftcheck
1960-61	72	32	36	4	68	Steve Kraftcheck, Jack Riley
1961-62	70	33	31	6	72	Johnny Crawford
1962-63	72	24	39	9	57	Rudy Migay
1963-64	72	40	30	2	82	Joe Crozier
1964-65	72	48	21	3	99	Joe Crozier
1965-66	72	46	21	5	97	Joe Crozier
1966-67	72	38	25	9	85	Joe Crozier
1967-68	72	38	25	9	85	Joe Crozier
1968-69	74	25	38	11	61	Dick Gamble
1969-70	72	18	38	16	52	Dick Gamble
1970-71	72	25	36	11	61	Dick Gamble, John O'Flaherty
1971-72	76	28	38	10	66	Doug Adam, Don Cherry
1972-73	76	33	31	12	78	Don Cherry
1973-74	76	42	21	13	97	Don Cherry
1974-75	76	42	25	9	93	Dick Mattiussi
1975-76	76	42	25	9	93	Dick Mattiussi
1976-77	80	42	33	5	89	Duane Rupp
1977-78	81	43	31	7	93	Duane Rupp
1978-79	80	26	42	12	64	Duane Rupp, Gary Darling, Ron Garwaisiuk, Pat Kelly
1979-80	80	28	42	10	66	Billy Inglis
1980-81	80	30	42	8	68	Mike Keenan
1981-82	80	40	31	9	89	Mike Keenan
1982-83	80	46	25	9	101	Mike Keenan
1983-84	80	46	32	2	94	Joe Crozier
1984-85	80	40	27	13	93	Jim Schoenfeld, John Van Boxmeer
1985-86	80	34	39	7	71	John Van Boxmeer
1986-87	80	47	26	7	101	John Van Boxmeer
1987-88	80	46	27	7	100	John Van Boxmeer
1988-89	80	38	37	5	81	John Van Boxmeer
1989-90	80	43	28	9	95	John Van Boxmeer
1990-91	80	45	26	9	99	Don Lever
1991-92	80	37	31	12	86	Don Lever
1992-93	80	40	33	7	87	John Van Boxmeer
1993-94	80	31	34	15	77	John Van Boxmeer
1994-95	80	35	38	7	77	John Van Boxmeer
1995-96	80	37	38	5	83	John Tortorella
1996-97	80	40	31	9	90	John Tortorella
1997-98	80	30	38	12	72	Brian McCutcheon
1998-99	80	52	22	6	111	Brian McCutcheon
1999-00	80	46	25	9	104	Brian McCutcheon
2000-01	80	46	25	9	104	Randy Cunneynworth
2001-02	80	32	33	15	82	Randy Cunneynworth
2002-03	80	31	30	14	81	Randy Cunneynworth

2002-03 AHL ALL-STARS



FIRST TEAM

Marc Lamothe (Grand Rapids)
Ray Giroux (Albany)
Curtis Murphy (Houston)
Mark Herr (Providence)
Jean-Guy Trudel (Houston)
Jason Ward (Hamilton)

POSITION

Goaltender
Defense
Defense
Center
Left Wing
Right Wing

SECOND TEAM

Maxime Ouellet (Portland)
Marc-Andre Bergeron (Hamilton)
Brian Pothier (Binghamton)
Craig Darby (Albany)
Michel Picard (Grand Rapids)
Mark Mowers (Grand Rapids)

2002-03 AHL AWARD WINNERS

LES CUNNINGHAM AWARD (REGULAR SEASON - MVP):

Jason Ward, Hamilton

ALDEGE "BAZ" BASTIEN MEMORIAL AWARD (OUTSTANDING GOALTENDER):

Marc Lamothe, Grand Rapids

DUDLEY "RED" GARRETT MEMORIAL AWARD (ROOKIE OF THE YEAR):

Darren Haydar, Milwaukee

HARRY "HAP" HOLMES MEMORIAL AWARD (OUTSTANDING TEAM GOALTENDERS):

Martin Prusek, Simon Lajeunesse and Mathieu Chouinard, Grand Rapids

EDDIE SHORE AWARD (OUTSTANDING DEFENSEMAN):

Curtis Murphy, Houston

YANICK DUPRE MEMORIAL AWARD (AHL MAN OF THE YEAR):

Jimmy Roy, Manitoba

JOHN B. SOLLENBERGER TROPHY (LEADING SCORER - REGULAR SEASON):

Steve Maltais, Chicago

FRED T. HUNT MEMORIAL AWARD (SPORTSMANSHIP & DEDICATION):

Eric Healey, Manchester and Chris Ferraro, Portland

LOUIS A.R. PIERI MEMORIAL AWARD (COACH OF THE YEAR):

Claude Julien and Geoff Ward, Hamilton

AHL 2003 PLAYOFF REVIEW

Conference Quarterfinals

Series Q1: Milwaukee defeated Rochester (2-1)
Series Q2: Wilkes-Barre defeated Utah (2-0)
Series Q3: Springfield defeated Hartford (2-0)
Series Q4: Manitoba defeated Portland (2-1)

Conference Semifinals

Series A: Grand Rapids defeated Wilkes-Barre (3-1)
Series B: Houston defeated Milwaukee (3-0)
Series C: Norfolk defeated San Antonio (3-0)
Series D: Chicago defeated Hershey (3-2)
Series E: Hamilton defeated Springfield (3-1)
Series F: Manitoba defeated Providence (3-1)
Series G: Binghamton defeated Worcester (3-0)
Series H: Bridgeport defeated Manchester (3-0)

Conference Semifinals

Series I: Grand Rapids defeated Chicago (4-0)
Series J: Houston defeated Norfolk (4-2)
Series K: Hamilton defeated Manitoba (4-3)
Series L: Binghamton defeated Bridgeport (4-2)

Conference Finals

Series M: Houston defeated Grand Rapids (4-3)
Series N: Hamilton defeated Binghamton (4-1)

Calder Cup Finals

Series O: Houston defeated Hamilton (4-3)

Jack Butterfield Winner (Calder Cup MVP)
Johan Holmqvist (Houston)



ROCHESTER AMERICANS STATISTICS

No.	PLAYER	POS	GP	G	A	PTS	+/-	PIM	PP	SH	GW	GT	FG	OT	UG	SHOTS	PCT
12	Taylor, Chris	C	61	12	55	67	-5	44	5	1	1	0	4	0	1	195	6.2
18	Botterill, Jason	LW	64	37	22	59	0	105	13	2	2	4	9	0	2	208	17.8
40	Methot, Francois	C	58	19	34	53	-5	22	7	0	2	1	3	1	2	128	14.8
14	Gaustad, Paul	C	80	14	39	53	2	137	4	3	1	0	1	0	1	151	9.3
19	Milley, Norm	RW	67	16	32	48	7	39	7	0	2	1	5	0	0	185	8.6
11	Hamel, Denis	LW	48	27	20	47	15	64	7	4	3	0	2	0	2	191	14.1
15	Pominville, Jason	RW	73	13	21	34	5	16	3	0	2	0	2	0	0	138	9.4
22	Ratchuk, Peter	D	70	11	21	32	0	64	3	0	1	1	4	0	1	188	5.7
29	Kristek, Jaroslav	RW	47	15	17	32	3	24	5	0	2	2	3	0	0	98	15.3
10	Bartovic, Milan	LW	74	18	10	28	-6	84	2	0	5	0	0	2	1	161	11.2
33	Houda, Doug	D	77	3	22	25	17	191	1	0	1	0	1	1	0	98	3.1
2	Hecl, Radoslav	D	58	6	14	20	7	41	2	0	1	0	0	1	0	98	6.1
4	Fitzpatrick, Rory	D	41	5	11	16	-2	65	2	0	1	1	1	0	0	92	5.4
3	Janik, Doug	D	75	3	13	16	-11	120	1	0	1	0	0	0	0	73	4.1
20	Bolibruck, Kevin	D	43	3	11	14	7	53	0	0	2	0	1	0	0	77	3.9
	(TOTALS)		63	3	11	14	7	53	0	0	2	0	1	0	0	77	3.9
25	Novotny, Jiri	C	43	2	9	11	-12	14	0	0	0	0	0	0	0	38	5.3
27	Nelson, Riley	RW	28	4	7	11	1	4	1	1	2	0	0	0	0	48	8.3
17	Mosovsky, Karel	C	62	5	4	9	-14	75	1	0	1	0	2	0	0	61	8.2
34	O'Connell, Tim	D	24	1	3	4	1	17	0	0	0	0	0	0	0	38	2.6
38	Peters, Andrew	LW	57	3	0	3	-16	223	0	0	0	0	1	0	0	26	11.5
32	Jelenic, Lee	RW	17	1	2	3	2	11	0	0	1	0	0	0	0	14	7.1
24	Kotalik, Ales	RW	8	0	2	2	-5	4	0	0	0	0	0	0	0	26	0.0
16	Ritson, Joe	C	17	1	1	2	-8	29	0	0	0	0	0	0	0	13	7.7
7	Jorde, Ryan	D	70	0	2	2	-16	136	0	0	0	0	0	0	0	28	0.0
28	Schmidt, Doug	D	3	0	1	1	4	2	0	0	0	0	0	0	0	5	0.0
	(TOTALS)		4	0	1	1	4	8	0	0	0	0	0	0	0	3	0.0
34	Robinson, Jody	D	9	0	1	1	4	8	0	0	0	0	0	0	0	3	0.0
23	McMorrow, Sean	RW	64	0	1	1	-3	315	0	0	0	0	0	0	0	11	0.0
30	Miller, Ryan	G	47	0	0	0	0	6	0	0	0	0	0	0	0	0	0.0
8	Kalinin, Dmitri	D	1	0	0	0	0	0	0	0	0	0	0	0	0	3	0.0
31	Askey, Tom	G	16	0	0	0	0	10	0	0	0	0	0	0	0	0	0.0
28	Bilotto, Nic	D	10	0	0	0	-1	10	0	0	0	0	0	0	0	12	0.0
	(TOTALS)		4	0	1	1	3	4	0	0	0	0	0	0	0	5	0.0
44	Henley, Brent	D	1	0	0	0	-1	0	0	0	0	0	0	0	0	0	0.0
	(TOTALS)		4	0	0	0	-1	11	0	0	0	0	0	0	0	0	0.0
28	Schmidt, Doug	D	3	0	1	1	4	0	0	0	0	0	0	0	0	0	0.0
35	Noronen, Mika	G	19	0	0	0	0	6	0	0	0	0	0	0	0	0	0.0
	BENCH		80				50										
TOTALS			80	219	375	594		1967	64	11	31	10	40	5	10	2386	9.2
OPPONENT TOTALS			80	221	363	584		1929	60	21	35	4	40	5	17	2401	9.2

No.	GOALTENDER	GPI	MIN	AVG	W	L	T	EN	SO	GA	SAVES	SPCT
30	Miller, Ryan	47	2816:40	2.34	23	18	5	5	2	110	1266	0.920
32	Askey, Tom	16	895:28	3.28	3	8	4	2	0	49	401	0.891
35	Noronen, Mika	19	1168:39	2.82	5	9	5	0	2	55	513	0.903
TEAM TOTALS		80	4895:59	2.71	31	35	14	7	4	221	2180	0.908
OPPONENT TOTALS		80	4895:59	2.68	35	31	14	7	5	219	2167	0.908

ROCHESTER AMERICANS PLAYOFF STATISTICS



No.	PLAYER	POS	GP	G	A	PTS	+/-	PIM	PP	SH	GW	GT	FG	OT	UG	SHOTS	PCT
11	Hamel, Denis	LW	3	3	2	5	3	4	0	0	0	0	1	0	1	12	25.0
12	Taylor, Chris	C	3	3	1	4	2	2	0	1	0	0	0	0	1	5	60.0
40	Methot, Francois	C	3	0	4	4	1	0	0	0	0	0	0	0	0	0	0.0
19	Milley, Norm	RW	3	2	0	2	-1	2	1	0	1	0	0	0	0	8	25.0
15	Pominville, Jason	RW	3	1	1	2	-1	0	0	0	0	0	1	0	0	7	14.3
18	Botterill, Jason	LW	3	1	1	2	2	21	0	0	0	0	0	0	0	7	14.3
33	Houda, Doug	D	3	0	2	2	4	22	0	0	0	0	0	0	0	1	0.0
22	Ratchuk, Peter	D	3	0	1	1	-1	6	0	0	0	0	0	0	0	0	0.0
25	Novotny, Jiri	C	3	0	1	1	-1	10	0	0	0	0	0	0	0	2	0.0
2	Hecl, Radoslav	D	3	0	0	0	0	2	0	0	0	0	0	0	0	1	0.0
3	Janik, Doug	D	3	0	0	0	1	6	0	0	0	0	0	0	0	1	0.0
10	Bartovic, Milan	LW	3	0	0	0	-1	0	0	0	0	0	0	0	0	5	0.0
14	Gaustad, Paul	C	3	0	0	0	-1	4	0	0	0	0	0	0	0	6	0.0
20	Bolibruck, Kevin	D	3	0	0	0	-2	10	0	0	0	0	0	0	0	3	0.0
23	McMorrow, Sean	RW	3	0	0	0	0	17	0	0	0	0	0	0	1	0.0	
27	Nelson, Riley	RW	3	0	0	0	0	2	0	0	0	0	0	0	0	2	0.0
30	Miller, Ryan	G	3	0	0	0	0	0	0	0	0	0	0	0	0	0	0.0
34	O'Connell, Tim	D	3	0	0	0	-1	4	0	0	0	0	0	0	0	3	0.0
38	Peters, Andrew	LW	3	0	0	0	0	24	0	0	0	0	0	0	0	2	0.0
	BENCH		3				2										
TOTALS			3	10	13	23		138	1	1	1		2	0	2	66	15.2
OPPONENT TOTALS			3	13	23	36		120	5	0	2		1	1	1	90	14.4

No.	GOALTENDER	GPI	MIN	AVG	W	L	T	EN	SO	GA	SAVES	SPCT
30	Miller, Ryan	3	189:43	4.11	1	2	0	0	0	13	77	0.856
TEAM TOTALS		3	189:43	4.11	1	2	0	0	0	13	77	0.856
OPPONENT TOTALS		3	189:43	3.16	2	1	0	0	0	10	56	0.848



AMERKS ALL-TIME TEAM LEADERS

GAMES PLAYED	TOT.	POINTS	TOT.	PENALTY MINUTES	TOT.
JODY GAGE	653	JODY GAGE	728	SCOTT METCALFE	1,424
DICK GAMBLE	569	DICK GAMBLE	565	JIM HOFFORD	1,212
NORM ARMSTRONG	566	BRONCO HORVATH	542	DAN FRAWLEY	1,060
DARRYL SLY	517	GERRY EHMAN	520	NORM ARMSTRONG	983
STAN SMRKE	513	STAN SMRKE	436	DEAN MELANSON	850
SCOTT METCALFE	499	GEORDIE ROBERTSON	395	SCOTT NICHOL	813
BRONCO HORVATH	473	NORM ARMSTRONG	391	ROB RAY	796
GERRY EHMAN	465	SCOTT METCALFE	349	RUMUN NDUUR	795
DAN FRAWLEY	456	BOB MONGRAIN	339	CHRIS LANGEVIN	750
LES DUFF	399	BARRY MERRELL	321	ANDREW PETERS	729
DON CHERRY	390	CRAIG CHARRON	312	DOUG HOUDA	683
RANDY CUNNEYWORTH	366	RON GARWASIUK	308	KEVIN KERR	680
JIM JACKSON	360	GORDIE CLARK	301	BRAD RUBACHUK	665
GEORDIE ROBERTSON	359	JIM JACKSON	298	RON GARWASIUK	653
DEAN MELANSON	353	MAL DAVIS	287	BRAD MILLER	642
DAVE FENYVES	351	TODD SIMON	268	SEAN O'DONNELL	637
DON McSWEEN	347	CLAUDE VERRET	259	RAY MALUTA	608
ROD GRAHAM	343	JIM PAPPIN	258	LOU CRAWFORD	589
CRAIG CHARRON	335			GREG WALTERS	528
				DARCY LOEWEN	516

GOALS	TOT.	ASSISTS	TOT.	COACHING WINS	TOT.
JODY GAGE	351	JODY GAGE	377	JOHN VanBOXMEER	333
DICK GAMBLE	300	BRONCO HORVATH	343	JOE CROZIER	260
GERRY EHMAN	237	GERRY EHMAN	283	BRIAN McCUTCHEON	128
BRONCO HORVATH	199	DICK GAMBLE	265	MIKE KEENAN	116
STAN SMRKE	197	STAN SMRKE	239	RANDY CUNNEYWORTH	109
NORM ARMSTRONG	166	GEORDIE ROBERTSON	231		
GEORDIE ROBERTSON	164	NORM ARMSTRONG	225		
MAL DAVIS	155	SCOTT METCALFE	211		
BOB MONGRAIN	153	JIM JACKSON	205		
SCOTT METCALFE	137	CRAIG CHARRON	190		
JIM PAPPIN	134	BARRY MERRELL	187		
BARRY MERRELL	134	BOB MONGRAIN	186		
RON GARWASIUK	130	TODD SIMON	183		
GORDIE CLARK	123	GORDIE CLARK	179		
CRAIG CHARRON	122	RON GARWASIUK	178		
CLAUDE VERRET	111	DON McSWEEN	170		
KEN PRIESTLAY	102	STEVE KRAFTCHECK	156		
RANDY CUNNEYWORTH	101	CHRIS TAYLOR	152		
STEVE LANGDON	97	RICK PAGNUTTI	149		
DOUG GIBSON	96	DOUG GIBSON	148		
		CLAUDE VERRET	148		

SINGLE SEASON TEAM RECORDS

MOST POINTS:	1998-99 (52-21-6-1)	111
MOST WINS:	1998-99	52
MOST LOSSES:	1978-79, 1979-80, 1980-81	42
MOST TIES (no overtime):	1969-70	16
MOST TIES:	1993-94, 2001-02	15
MOST HOME POINTS:	1987-88 (30-6-4)	64
MOST HOME WINS:	1987-88	30
MOST HOME LOSSES:	1978-79	18
MOST HOME TIES:	1969-70, 2002-03	9
MOST ROAD POINTS:	1998-99 (25-10-4-1)	55
MOST ROAD WINS:	1998-99	25
MOST ROAD LOSSES:	1962-63	30
MOST ROAD TIES:	2001-02	9
FEWEST POINTS:	1969-70 (18-38-16)	52
FEWEST WINS:	1969-70	18
FEWEST LOSSES:	1964-65, 1965-66, 1973-74	21
FEWEST TIES (no overtime):	1967-68	9
FEWEST TIES:	1963-64, 1983-84	2
FEWEST HOME POINTS:	1969-70 (14-13-9)	37
FEWEST HOME WINS:	1969-70	14
FEWEST HOME LOSSES:	1965-66	4
FEWEST HOME TIES:	1959-60, 1964-65	0

AMERKS SINGLE SEASON TEAM RECORDS



FEWEST ROAD POINTS:	1962-63 (4-30-2)	10
FEWEST ROAD WINS:	1962-63, 1969-70	4
FEWEST ROAD LOSSES:	1998-99	11
FEWEST ROAD TIES:	1956-57, 1963-64, 1983-84	1*
MOST SCORING POINTS:	1982-83	1,043
MOST GOALS SCORED:	1982-83	389
MOST ASSISTS:	1982-83	654
MOST POWER-PLAY GOALS:	1992-93	109
MOST SHORTHANDED GOALS:	1982-83, 1988-89, 1989-90	19
MOST HOME GOALS:	1982-83	220
FEWEST GOALS SCORED:	1957-58	205
MOST PENALTY MINUTES:	1995-96	2,588
FEWEST PENALTY MINUTES:	1966-67	693
MOST GOALS SCORED AGAINST:	1978-79	349
FEWEST GOALS SCORED AGAINST:	1998-99	176*
FEWEST ROAD GOALS AGAINST:	1998-99	86*
MOST FORTY GOAL SCORERS:	1974-75, 1982-83, 1989-90	3
MOST THIRTY GOAL SCORERS:	1964-65, 1981-82, 1982-83	5
MOST TWENTY GOAL SCORERS:	1973-74, 1977-78, 1982-83	8
LONGEST WINNING STREAK:	Oct. 11-Nov. 2, 1984	11
	April 14-May 19, 1996	
LONGEST HOME WIN STREAK:	Jan. 17-Mar. 26, 1965	15
LONGEST UNBEATEN STREAK:	1965-66 (13-0-1)	14
	Oct. 24-Dec. 4, 1965	
	1999-2000 (12-0-2)	
	Feb. 6-Mar. 10, 2000	
LONGEST LOSING STREAK:	Feb. 6-Feb. 21, 1981	10
	Oct. 2-Oct. 29, 1988	
LONGEST WINLESS STREAK:	Mar. 20-Apr. 5, 1970 (0-10-4)	14

*AHL Record

TEAM GAME RECORDS & SEASON TEAM RECORDS

MOST GOALS:	vs. Cleveland Nov. 24, 1966	14
MOST GOALS ON ROAD:	vs. Springfield April 1, 1972	10
	vs. Fredericton Nov. 24, 1981	
	vs. Maine Dec. 29, 1982	
MOST ASSISTS:	vs. St. Catharines April 7, 1985	25
MOST POINTS:	vs. St. Catharines April 7, 1985	38
MOST TOTAL GOALS:	Rochester 14 - Cleveland 6 Nov. 24, 1966	20
GREATEST WINNING MARGIN:	Rochester 13 - New Haven 1 Jan. 17, 1975	12
GREATEST LOSING MARGIN:	Rochester 3 - Providence 15 Feb. 13, 1972	12
	Rochester 1 - Nova Scotia 13 Feb. 15, 1980	
	Rochester 0 - Baltimore 12 Nov. 23, 1984	
SCORELESS TIES:	vs. Buffalo, Nov. 7, 1964	
	vs. Pittsburgh, Mar. 31, 1967	
	vs. Baltimore, Feb. 26, 1971	
	vs. Richmond, Feb. 11, 1972	
	vs. Virginia, Jan. 27, 1974	
	at Halifax, Nov. 20, 1991	
	vs. Adirondack, Nov. 10, 1997	
DIVISION CHAMPIONSHIPS:	1964-65, 1965-66, 1967-68 1973-74, 1977-78, 1982-83 1986-87, 1989-90, 1990-91 1996-97, 1998-99, 1999-2000	12
OVERALL REGULAR SEASON POINT CHAMPIONSHIP:	1964-65, 1967-68, 1973-74 1982-83, 1990-91	5
CALDER CUP CHAMPIONSHIPS:	1964-65, 1965-66, 1967-68 1982-83, 1986-87, 1995-96	6



AMERKS SINGLE-SEASON INDIVIDUAL RECORDS

MOST GOALS:	Paul Gardner	61 (1985-86)
MOST ASSISTS:	Geordie Robertson	73 (1982-83)
MOST POINTS:	Geordie Robertson	119 (1982-83)
MOST PENALTY MINUTES:	Rob Ray	446 (1988-89)
MOST GOALS BY CENTER:	Paul Gardner	61 (1985-86)
MOST ASSISTS BY CENTER:	Geordie Robertson	73 (1982-83)
MOST POINTS BY CENTER:	Geordie Robertson	119 (1982-83)
MOST GOALS BY RIGHT WING:	Jody Gage	60 (1987-88)
MOST ASSISTS BY RIGHT WING:	Ed Litzenberger	61 (1984-85)
MOST POINTS BY CENTER:	Jody Gage	104 (1987-88)
MOST GOALS BY LEFT WING:	Murray Kuntz	51 (1973-74)
MOST ASSISTS BY LEFT WING:	Stan Smrke	59 (1964-65)
MOST POINTS BY LEFT WING:	Dick Gamble	98 (1965-66)
MOST GOALS BY DEFENSESMAN:	Mike Donnelly	98 (1989-90)
MOST ASSISTS BY DEFENSESMAN:	Rick Pagnutti	18 (1972-73)
MOST POINTS BY DEFENSESMAN:	Bob Hess	58 (1980-81)
MOST GOALS BY GOALTENDER:	Bob Hess	75 (1980-81)
MOST ASSISTS BY GOALTENDER:	Darcy Wakaluk	1 (1987-88)*
MOST POINTS BY GOALTENDER:	Robb Stauber	1 (1995-96)
MOST PIMs BY CENTER:	Darcy Wakaluk	7 (1989-90)*
MOST PIMs BY RIGHT WING:	David Littman	7 (1990-91)
MOST PIMs BY LEFT WING:	Darcy Wakaluk	7 (1989-90)*
MOST PIMs BY DEFENSESMAN:	David Littman	7 (1990-91)
MOST GOALS BY A ROOKIE:	Brad Rubachuk	246 (1993-94)
MOST ASSISTS BY A ROOKIE:	Kevin Kerr	352 (1987-88)
MOST POINTS BY A ROOKIE:	Rob Ray	446 (1988-89)
MOST PIMs BY A ROOKIE:	Jim Hofford	322 (1987-88)
MOST POWER-PLAY GOALS:	Jim Pettie	55 (1976-77)
MOST SHORTHANDED GOALS:	Donald Audette	42 (1989-90)
MOST GAME-WINNING GOALS:	Todd Simon	66 (1992-93)
MOST UNASSISTED GOALS:	Peter Ciavaglia	98 (1991-92)
LONGEST POINT STREAK:	Rob Ray	446 (1988-89)
HIGHEST SHOOTING PERCENTAGE:	Paul Gardner	25 (1985-86)
MOST GAMES PLAYED	Gary McAdam	11 (1982-83)*
BY A GOALTENDER:	Dean Sylvester	10 (1998-99)
MOST MINUTES PLAYED	Paul O'Neil	9 (1975-76)
BY A GOALTENDER:	Peter Ciavaglia	25 games (1992-93)
MOST WINS BY A GOALTENDER:	Dane Jackson	27.0 (1995-96)*
MOST TIES:	Gerry Cheevers	72 (1964-65)
MOST LOSSES:	Gerry Cheevers	4,359 (1964-65)
MOST SHUTOUTS BY A GOALTENDER:	Gerry Cheevers	48 (1964-65)*
LOWEST GOALS-AGAINST AVERAGE:	Mika Noronen	12 (2001-02)
HIGHEST SAVE PERCENTAGE:	Ed Walsh	27 (1979-80)
MOST GOALS:	Jacques Cloutier	27 (1980-81)
	Bob Perreault	6 (1967-68)
	Martin Biron	6 (1998-99)
	Mika Noronen	6 (1999-00)
	Martin Biron	2.07 (1998-99)
	Martin Biron	.930 (1998-99)
	Donald Audette	5 (10/29/89)
	Dave Hynes	4 (1/17/75)
	Mal Davis (3)	4 (2/14/82)
	Geordie Robertson (2)	1/2/83, 10/5/83
	Dick Gamble (2)	4 (3/7/82, 4/3/83)
	Bill Bennet	4
	Gates Orlando	4 (11/3/78)
	Ken Priestlay	4 (3/23/84)
	Scott McCrory	4 (3/10/89)
	Bronco Horvath	4 (11/3/90)
	Dave Hrechovsky	4
TWO FASTEST SHG'S:	Jody Gage	8 seconds (3/25/89)*
MOST ASSISTS:	Rudy Migay	6 (2/6/59)
	Ed Litzenberger	6 (1/24/65)
	Geordie Robertson	6 (12/26/83)
MOST ASSISTS BY A GOALTENDER:	Lynn Zimmerman	3 (1972-73)*
MOST POINTS:	Ed Joyal	7 (2/24/67)
	Geordie Robertson	7 (12/26/83)
	Darrin Shannon	7 (1/31/91)
MOST PIMs:	Wally Weir	54 (1/16/81)
	(4 misconducts, 2 majors, 2 minors)	

*AHL Record

2003-04 ROCHESTER AMERICANS SCHEDULE



HOME	TEAM	TIME	AWAY	TEAM	TIME
Oct. 10	Hamilton	7:35 p.m.	Oct. 11	Binghamton	7:05 p.m.
Oct. 17	Toronto	7:35 p.m.	Oct. 18	Syracuse	7:30 p.m.
Oct. 24	Toronto	7:35 p.m.	Oct. 25	Hershey	7:00 p.m.
Oct. 26	Syracuse	6:05 p.m.	Nov. 1	Toronto	4:00 p.m.
Oct. 31	Hamilton	8:05 p.m.	Nov. 7	Cincinnati	7:35 p.m.
Nov. 10	Cincinnati	7:05 p.m.	Nov. 8	Cleveland	1:00 p.m.
Nov. 14	Cleveland	7:35 p.m.	Nov. 15	Hamilton	7:00 p.m.
Nov. 22	Toronto	7:35 p.m.	Nov. 21	Syracuse	7:30 p.m.
Nov. 23	Hamilton	6:05 p.m.	Nov. 29	Hamilton	7:00 p.m.
Nov. 26	Houston	7:05 p.m.	Dec. 5	Manitoba	8:30 p.m.
Nov. 28	Binghamton	7:35 p.m.	Dec. 6	Manitoba	8:30 p.m.
Nov. 30	Cleveland	6:05 p.m.	Dec. 9	St. Johns	6:05 p.m.
Jan. 28	Binghamton	7:05 p.m.	Dec. 10	St. Johns	6:05 p.m.
Jan. 30	Milwaukee	7:35 p.m.	Dec. 20	Cleveland	7:00 p.m.
Feb. 6	Manitoba	7:35 p.m.	Dec. 27	Toronto	4:00 p.m.
Feb. 13	St. Johns	6:05 p.m.	Jan. 2	San Antonio	8:00 p.m.
Feb. 15	St. Johns	6:05 p.m.	Jan. 4	Houston	6:00 p.m.
Feb. 18	San Antonio	7:05 p.m.	Jan. 10	Syracuse	7:30 p.m.
Feb. 20	Syracuse	7:35 p.m.	Jan. 14	Albany	7:00 p.m.
Feb. 21	Albany	7:35 p.m.	Jan. 21	Grand Rapids	7:00 p.m.
Feb. 27	Hershey	7:35 p.m.	Jan. 22	Milwaukee	8:00 p.m.
Feb. 29	Syracuse	4:00 p.m.	Jan. 24	Binghamton	7:05 p.m.
	(HSBC Arena)		Jan. 25	Toronto	5:00 p.m.
Mar. 5	Binghamton	7:35 p.m.	Jan. 31	Albany	7:00 p.m.
Dec. 13	Toronto	7:35 p.m.	Feb. 4	Hamilton	7:00 p.m.
Dec. 19	Hamilton	7:35 p.m.	Feb. 7	Toronto	4:00 p.m.
Dec. 21	Hamilton	6:05 p.m.	Feb. 14	Syracuse	7:30 p.m.
Dec. 23	Cleveland	7:05 p.m.	Feb. 28	Cleveland	7:05 p.m.
Dec. 26	Albany	7:35 p.m.	Mar. 6	Cleveland	1:00 p.m.
Dec. 28	Syracuse	6:05 p.m.	Mar. 10	Binghamton	7:05 p.m.
Jan. 9	Manitoba	7:35 p.m.	Mar. 13	Hamilton	7:00 p.m.
Jan. 11	Manitoba	6:05 p.m.	Mar. 16	St. Johns	6:05 p.m.
Jan. 16	Cleveland	7:35 p.m.	Mar. 17	St. Johns	6:05 p.m.
Jan. 17	Toronto	7:35 p.m.	Mar. 20	Syracuse	7:30 p.m.
Mar. 12	Binghamton	7:35 p.m.	Mar. 26	Manitoba	8:30 p.m.
Mar. 14	St. Johns	6:05 p.m.	Mar. 28	Manitoba	3:00 p.m.
Mar. 19	Grand Rapids	7:35 p.m.	Apr. 3	Syracuse	7:30 p.m.
Mar. 21	Manitoba	6:05 p.m.	Apr. 4	Hamilton	4:00 p.m.
Mar. 31	St. Johns	7:05 p.m.	Apr. 7	Toronto	7:00 p.m.
Apr. 2	Syracuse	7:35 p.m.	Apr. 10	Binghamton	7:05 p.m.
Apr. 9	Syracuse	7:35 p.m.			

For further information, call the Amerks Communications Office at (585) 454-5335, ext. 3008.



RADIO-TELEVISION INFORMATION

Again this season, all of the Sabres' games will be broadcast on the team's flagship radio station, WNSA 107.7 FM. Calling the action will be the television tandem of Rick Jeanneret and Jim Lorentz. The Sabres will simulcast on radio each game televised on the Empire Sports Network.

The Empire Sports Network again serves as the team's television home, broadcasting 74 Sabres' games. Empire is a regional sports network that is in its 12th year of operation. It services millions of cable subscribers across the Northeast region of the United States and is also available on the DirecTV and PrimeStar home satellite systems.

Rick JEANNERET



Currently the longest-tenured broadcaster in hockey, the 2003-04 season marks Rick Jeanneret's 33rd year with the Buffalo Sabres. He started with the team prior to the 1971-72 season, serving as the club's radio voice and held that post until 1995. Jeanneret then became the television play-by-play announcer, beginning with the 1995-96 campaign. He broadcast his first game during the 1971 preseason for the Cincinnati Swords (the Sabres' minor league team at the time).

Jeanneret earned his start in 1963 while attending a Niagara Falls Flyers (Junior A) game in which he filled in for the regular announcer who had taken ill. He went on to become the color analyst for one season before moving to the play-by-play position in 1965.

A native of St. Catharines, Ontario, Jeanneret currently resides in Niagara Falls, Canada, with his wife, Sandra. Rick has two sons, Mark and Chris.

Jim LORENTZ



Versatility has been a trademark of Lorentz' career as a player and broadcaster for the Sabres. Beginning in 1981, he has been involved as the color commentator for radio and in his present role of television commentator since the 1992-93 season.

Lorentz played 10 seasons in the NHL with Boston, St. Louis, the New York Rangers and Buffalo. His 331 points rank him 14th in all-time scoring for the Sabres, recording 134 goals and 197 assists in 487 games. He retired in 1978 with 399 points in the NHL and the 1970 Stanley Cup Championship with the Bruins.

In addition to his work with the Sabres, the Waterloo, Ontario, native runs a hockey program for youth each summer.

Danny GARE



This former Sabres captain is beginning his seventh season as an ice-level reporter for the organization, which drafted him in the second round in 1974. Prior to his current post, Gare served as the radio color analyst during the 1995-96 season.

After 13 seasons in the NHL, Gare retired in 1987 after compiling 354 goals and 331 assists for 685 points in 827 games with Buffalo, Detroit and Edmonton. He scored on his first shift in the NHL and ranks ninth in Sabre history with 500 points. Twice during his Buffalo career, Gare reached the 50-goal mark, scoring exactly 50 in 1975-76, and later tied for the NHL's goal-scoring title with a career-best 56 in 1979-80.

A native of Nelson, British Columbia, Gare was elected in to the Sabres' Hall of Fame in 1994.

MEDIA INFORMATION



Requests for information should be directed to the Sabres' Communications Department, Buffalo Sabres, HSBC Arena, One Seymour H. Knox, III Plaza, Buffalo, NY 14203. The phone number is (716) 855-4100. Fax transmissions can be sent to (716) 855-4110.

Season passes are available only to those media members who cover the team on a regular basis. Those who need media credentials for an individual game should contact Michael Gilbert (855-4526) or Gregg Huller (855-4509) by 5 p.m. the day before a game, and by 5 p.m. on Friday before a Sunday game. Requests for individual game seating should be provided on your media outlet's letterhead (via fax). Furthermore, free-lance photographers will be admitted on an assignment-only basis, which must come from the photo editor. Press box seats are filled on a space-available basis.

The media entrance to HSBC Arena is located at the plaza area on the east (Illinois Street) side of the building, aligned with the middle of the parking ramp.

All requests for pre-game live shots should be coordinated through a member of the Communications Department and Senior Director Broadcasting/Production Services Joe Guarnieri (855-4474) to assure location and transmission.

The Sabres' press lounge opens two hours before game time, and also serves as the media work room, it can be reached by turning right upon entering the building at the media entrance (mentioned above).

Press credentials can be picked up before 4:30 p.m. at the arena's security office. From 4:30 p.m. on, the passes will be at the media entrance described above (please note that pick up times will be adjusted for afternoon games).

To reach the press box, return back toward (and just past) the security office/media entrance and ride the freight elevator to the top/press level (indicated with a "P" in the elevator).

Credentials should be displayed at all times for admission to the press box, press lounge/work room, and dressing room areas. YOUR COOPERATION IS APPRECIATED IN MAINTAINING A WORKING ATMOSPHERE IN THE LOCKER ROOM(S). ABSOLUTELY NO AUTOGRAPH REQUESTS. VIOLATORS WILL BE ASKED TO LEAVE.

Please note that smoking is prohibited not only in both the press lounge/work room and the press box, but in the whole arena (under N.Y. State law).

There are electrical outlets and phone jacks at all seats in the press box, but phone lines are not active unless arrangements are made by calling Al Weissman at 855-4481. Please keep in mind that there is a minimum number of pool phones in the press box for use by visiting media as well as two pay phones.

Practices that cannot be held at HSBC Arena, will take place at the Pepsi Center. Practices are open to the media, and reporters should contact Gregg Huller in the Communications Department to verify times (716) 855-4509.

DIRECTIONS TO HSBC ARENA

HSBC Arena is on Buffalo's waterfront at the end of Washington Street. It is bordered by Main and Illinois Streets, and South Park Avenue. There are several parking lots in that area. For directions see below or for more detailed information, contact the Sabres at (716) 855-4100.

From N.Y. State Thruway (90): Take Interstate 90 to downtown Buffalo to 190 North (exit 53). Recommended: Take exit 5 (Hamburg St.), turning right onto Hamburg Street. Turn right onto Perry Street (first light) or South Park Ave. (second light). HSBC Arena is two blocks ahead with parking past Michigan Ave.

Alternate: From I90, take exit 6 (Elm Street). Stay to the right on exit ramp and exit onto Seneca Street. Take Seneca St. to first light and turn right onto Michigan Avenue (first light). Turn right onto Michigan Ave. (over bridge), turn right onto Perry Street (second street over bridge). HSBC Arena is one block ahead with parking available on either side of Perry Street.

From Canada and North: Take the 190 South heading toward downtown Buffalo. Exit at Niagara Street and head toward downtown. Turn right on South Elmwood Avenue (before City Hall) and continue until you cross Church Street, at that point Elmwood becomes Lower Terrace (Adam's Mark Hotel on your right). Travel on Lower Terrace and turn right on Washington. The HSBC is at the end of Washington.

DIRECTIONS TO THE PEPSI CENTER (coming from Greater Buffalo/Niagara International Airport)

Exit the airport and follow signs to the Kensington Expressway (33 West). Take 90 East to 290 West. Exit 290 at Millersport North. Take Maple Road exit and turn right onto Maple Road. Turn left at first light onto North Maplemere. Pepsi Center is located at the end of North Maplemere.

Pepsi Center
1615 Amherst Manor Drive • Williamsville, NY 14221
Phone: (716) 631-7555



Executive

Commissioner: Gary B. Bettman
 Executive Vice President & Chief Legal Officer: William Daly
 Executive Vice President & Director of Hockey Operations: Colin Campbell
 Executive Vice President & Chief Operating Officer: Jon Litner
 Executive Vice President & Chief Financial Officer: Craig Harnett
 Director, Administration & Executive Assistant to the Commissioner: Debbie Jordan

Communications

Group Vice President, Communications: Bernadette Mansur
 Vice President, Media Relations: Frank Brown
 Vice President, Public Relations & Media Services (Toronto): Gary Meagher
 Chief Statistician (Toronto): Benny Ercolani
 Director, Media Relations: Amy Early
 Director, Communications: Jamey Horan
 Director, News Services: Greg Inglis
 Director, Player Publicity: Sandra John
 Director, Community and Diversity Programming: Ken Martin
 Director, Youth Development, NHL Diversity: Willie O'Ree
 Director, Corporate Communications: Brian Walker
 Manager, Public Relations (Toronto): David Keon
 Manager, Community Relations: Ann Marie Lynch
 Manager, Corporate Communications: Veronique Marchal
 Manager, NHL Diversity: Nirva Milford
 Manager, News Services: Adam Schwartz
 Manager, Public Relations (Toronto): Julie Young
 Coordinator, Public Relations: Jennifer Perkinson
 Assistant, NHL Diversity: Jessica Murray
 Assistants, Corporate Communications: Myrna Mollison, Mary Kay Wright
 Historian: John Halligan

Hockey Operations

Executive Vice President & Director of Hockey Operations: Colin Campbell
 Senior Vice President, Hockey Operations (Toronto): Jim Gregory
 Vice President, Hockey Operations (Toronto): Mike Murphy
 Vice President & Managing Director, Central Registry (Toronto): Stephen Pellegrini
 Director, Central Scouting (Toronto): Frank Bonello
 Director, Alumni Relations (Toronto): Patrick Flatley
 Director of Projects, Central Registry (Toronto): Sean MacLeod
 Director of Systems, Central Registry (Montreal): Madeleine Supino
 Director of Officiating (Toronto): Andy VanHellemond
 Associate Director of Hockey Operations: Claude Loiselle
 Video Director: Damian Echevarrieta
 Consultant (Toronto): Kris King
 Consultant (Toronto): Dave Dryden
 Video Technologies Consultant: Jed Dole
 Video Coordinator (Toronto): Paul Brighty
 Facilities Operation Manager: Dan Craig

NEW YORK OFFICE (NHL & NHL)
 1251 Avenue of the Americas, 47th Floor
 New York, NY 10020

Phone: 212-789-2000; Main Fax: 212-789-2020; PR Fax: 212-789-2080/81

TORONTO OFFICE (NHL & NHL)
 50 Bay Street, 11th Floor
 Toronto, Ont. M5J 2X8

Phone: 416-981-2777; Fax: 416-981-2779; PR Fax: 416-981-2767

MONTREAL OFFICE
 1800 McGill College Avenue, Suite 2600
 Montreal, Que. H3A 3J6
 Phone: 514-841-9220; Fax: 514-284-0300

NHL PRODUCTIONS/NHL IMAGES
 240 Pegasus Avenue
 Northvale, NJ 07647
 Phone: 201-750-5800; Fax: 201-750-5850



Anaheim Mighty Ducks
 Arrowhead Pond of Anaheim
 2695 E. Katella Ave.
 Anaheim, CA 92806
 (714) 940-2900
www.mightyducks.com

Atlanta Thrashers
 One CNN Center
 12th South Tower
 Atlanta, GA 30303
 (404) 827-5300
www.atlantathrashers.com

Boston Bruins
 One Fleet Center
 Suite 250
 Boston, MA 02114
 (617) 624-1900
www.bostonbruins.com

Calgary Flames
 Pengrowth Saddledome
 PO Box 1540, Station M
 Calgary, Alberta, Canada T2P 3B9
 (403) 777-2177
www.calgaryflames.com

Carolina Hurricanes
 RBC Center
 1400 Edwards Mill
 Raleigh, NC 27607
 (919) 467-7825
www.carolinahurricanes.com

Chicago Blackhawks
 United Center
 1901 W. Madison Street
 Chicago, ILL 60612
 (312) 455-7000
www.chicagoblackhawks.com

Colorado Avalanche
 Pepsi Center
 1000 Chopper Place
 Denver, CO 80204
 (303) 405-1100
www.coloradoavalanche.com

Columbus Blue Jackets
 Nationwide Arena
 200 West Nationwide Blvd.
 Columbus, Ohio 43215
 (614) 246-4625
www.columbusbluejackets.com

Dallas Stars
 211 Cowboys Parkway
 Irving, TX 75063
 (214) 467-5283
www.dallasstars.com

Detroit Red Wings
 Joe Louis Arena
 600 Civic Center Drive
 Detroit, MI 48226
 (313) 396-7544
www.detroitredwings.com

Edmonton Oilers
 11230 110th Street
 Edmonton, Alberta, Canada T5G 3H7
 (780) 414-4000
www.edmontonoilers.com

Florida Panthers
 National Car Rental Center
 One Panther Parkway
 Sunrise, FL 33323
 (954) 835-7000
www.flpanthers.com

Los Angeles Kings
 1111 S. Figueroa St.
 Los Angeles, CA 90015
 (213) 742-7100
www.lakings.com

Minnesota Wild
 317 Washington Street
 St. Paul, MN 55102
 (651) 602-6000
www.wild.com

Montreal Canadiens
 Centre Bell
 1260 de La Gauchetiere Street West
 Montreal, QC, Canada H3B 5E8
 (514) 932-2582
www.canadiens.com

Nashville Predators
 Gaylord Entertainment Center
 501 Broadway
 Nashville, TN 37203
 (615) 770-2300
www.nashvillepredators.com

New Jersey Devils
 Continental Airlines Arena
 50 Route 120 North
 P.O. Box 504
 East Rutherford, NJ 07073
 (201) 935-6050
www.newjerseydevils.com

New York Islanders
 1535 Old Country Road
 Plainview, NY 11803
 (516) 501-6700
www.newyorkislanders.com

New York Rangers
 Madison Square Garden
 Two Penn Plaza
 14th Floor
 New York, NY 10121
 (212) 465-6000
www.newyorkrangers.com

Ottawa Senators
 1000 Palladium Drive
 Kanata, ON, Canada K2V 1A5
 (613) 599-0250
www.ottawasenators.com

Philadelphia Flyers
 Wachovia Center
 3601 S. Broad Street
 Philadelphia, PA 19148
 (215) 465-4500
www.philadelphiaflyers.com

Phoenix Coyotes
 ALLTEL Ice Den
 9375 East Bell Road
 Scottsdale, AZ 85260
www.phoenixcoyotes.com

Pittsburgh Penguins
 Mellon Arena
 66 Mario Lemieux Place
 Pittsburgh, PA 15219
 (412) 642-1300
www.pittsburghpenguins.com

St. Louis Blues
 Savvis Center
 1401 Clark Avenue
 St. Louis, MO 63103
 (314) 622-2500
www.stlouisblues.com

San Jose Sharks
 Compaq Center at San Jose
 525 West Santa Clara Street
 San Jose, CA 95113
 (408) 287-7070
www.sjsjsharks.com

Tampa Bay Lightning
 Ice Palace
 401 Channelside Drive
 Tampa, FL 33602
 (813) 301-6500
www.tampabaylightning.com

Toronto Maple Leafs
 Air Canada Centre
 40 Bay St.
 Suite 400
 Toronto, ONT, Canada M5J 2X2
 (416) 815-5700
www.torontomapleleafs.com

Vancouver Canucks
 General Motors Place
 800 Griffiths Way
 Vancouver, British Columbia,
 Canada V6B 6G1
 (604) 899-4600
www.orcabay.com

Washington Capitals
 Market Square North
 401 9th St. NW, Suite 750
 Washington DC 20004
 (202) 266-2200
www.washingtoncaps.com



HOW TO FIGURE

Assist: An assist is awarded to the player or players (maximum of two) who touched the puck prior to the goal, provided no defender plays or possesses the puck in between.

Game Played: A player receives credit for playing in a game if: i) he steps on the ice during time played or; ii) serves any penalty.

Game-Winning Goal: After the final score has been determined, the goal which leaves the winning Club one goal ahead of its opponent is the game-winning goal (example: if Team A beats Team B 8-3, the player scoring the fourth goal for Team A receives credit for the game-winning goal).

Game-Tying Goal: The final goal in a tie game.

Goal: A goal is awarded to the last player on the scoring Club to touch the puck prior to the puck entering the net.

Goals-Against Average: Multiply goals allowed (GA) by 60 and divide by minutes played (MINS).

Goaltender: A goaltender receives a win, tie or loss if he is on the ice when either the game-winning or game-tying goal is scored.

Penalty-Killing Pct.: Subtract total number of power-play goals allowed from total number of shorthanded situations to get total number of power-plays killed. Divide the total number of power-plays killed by the total number of shorthanded situations.

Plus-Minus: A player receives a "plus" if he is on the ice when his Club scores an even-strength or shorthand goal. He receives a "minus" if he is on the ice for an even-strength or shorthand goal scored by the opposing Club. The difference in these numbers is considered the player's plus-minus statistic.

Power-Play Goal: A goal scored by a Club while it has a manpower advantage due to an opponent's penalty. Following are some examples of what is and is not considered a power-play goal:

- if a Club has an advantage on a minor penalty starting at 2:02 of the period and it scores at 4:02, the goal is not a power-play goal.
- if a Club scores on a delayed penalty, the goal is not a power-play goal.
- if a Club has an advantage due to a five-minute major or match penalty, that Club is always credited with having one more advantage than the number of power-play goals it scores during that advantage, because the penalty does not expire. A new advantage begins after each power-play goal. For example, if Team A scores three goals during a major penalty, it is credited with four advantages.
- if a Club is on a power-play for any length of time, it is considered to have had an advantage.
- if a minor penalty is incurred by a Club on a power-play due to a major penalty, a new advantage is given to that Club when its minor penalty expires, provided the opponent's major penalty is still in effect.

Power-Play Percentage: Total number of power-play goals divided by total number of power-play opportunities.

Save Percentage: Subtract goals allowed (GA) from shots against (SA) to determine saves. Then divide saves by shots-against.

Shooting Percentage: Divide the number of goals scored by the number of shots taken.

Shorthand Goal: A goal scored by a Club while it is at a manpower disadvantage. The same cases apply for shorthand as for power-play goals, but in the opposite manner.

Shot on Goal: If a player shoots the puck with the intention of scoring and if that shot would have gone in the net had the goaltender not stopped it, the shot is recorded as a "shot on goal".

Shutout: If two goaltenders combine for a shutout, neither receives credit for the shutout. Instead it is recorded as a Club shutout.

Tenths of a Second: If a penalty or goal occurs in the last minute, the time is rounded off to the previous second (ex: if a penalty is called with 12.4 seconds left in a period, the time is indicated as 19:47 and not 19:48.)

MEDICAL GLOSSARY



Abduction: Movement of a joint away from the center of the body.
AC Joint (Acromioclavicular joint): Joint of the shoulder where acromion process of the shoulder blade and the distal end of the collarbone meet; most shoulder separations occur at this point.

Adduction: Movement of a joint toward the center of the body.
Adhesion: Abnormal adherence of collagen fibers to surrounding structures during immobilization following trauma or as a complication of surgery which restricts normal elasticity of the structures involved; or scar tissue which forms after trauma or surgery which can restrict normal motion.

Aerobic: Exercise in which energy needed is supplied by oxygen inspired and is required for sustained periods of vigorous exercise with a continually high pulse rate.
Anabolic Steroids: Steroids that promote tissue growth by creating protein in an attempt to enhance muscle growth. The main anabolic steroid is testosterone (male sex hormone).

Anaerobic: Exercise without the use of oxygen as an energy source; short bursts of vigorous exercise.
Anterior Cruciate Ligament (ACL): A primary stabilizing ligament within the center of the knee joint that prevents hyperextension and excessive rotation of the joint. A complete tear of the ACL necessitating reconstruction could require up to 12 months of rehabilitation.

Anti-Inflammatory: Any agent which prevents inflammation, such as aspirin or ibuprofen.

Arteriogram: A film demonstrating arteries after injection of a dye.

Arthrogram: X-ray technique for joints using air and/or dye injected into the affected area; useful in diagnosing meniscus tears of the knee and rotator cuff tears of the shoulder.

Arthroscope: An instrument used to visualize the interior of a joint cavity.

Arthroscopy: A surgical examination of the internal structures of a joint by means of observation through an arthroscope. An arthroscopic procedure can be used to remove or repair damaged tissue or as a diagnostic procedure in order to inspect the extent of any damage or confirm a diagnosis.

Atrophy: To shrivel or shrink from disuse; as in muscular atrophy.

Baker's Cyst: Localized swelling of a bursa sac in the back of the knee as a result of fluid that has escaped from the knee capsule. A Baker's cyst indicates that there is a trauma inside the knee joint that leads to excessive fluid production.

Bone Scan: An imaging procedure in which a radioactive-labeled substance is injected into the body to determine the status of a bone injury. If the radioactive substance is taken up by the bone at the injury site, the injury will show as a 'hot spot' on the scan image. The bone scan is particularly useful in the diagnosis of stress fractures.

Bursa: A fluid-filled sac located in areas where friction is likely to occur. The bursa sac minimizes the friction, for example, between a tendon and bone.

Cartilage: Smooth, slippery substance preventing two ends of bones from rubbing together and grating. Most joints use this to cover bones next to each other. A meniscus is made of cartilage.

CAT Scan (Computerized Tomography): Use of a computer to produce a cross-sectional view of the anatomical part being investigated from x-ray data.

Chondromalacia: Roughening of the articular cartilage. Best known for the roughening of the underside of the kneecap, which can occur in any kneecap injury.

Clavicle: Collarbone; the bone connecting the breastbone with the shoulder blade.

Closed Reduction: Re-alignment of a fracture or dislocation without surgery.

Coccyx: The 'tailbone', a group of four vertebrae that are fused together to form a small triangular bone, located at the terminal end of the spine.

Concussion: Jarring injury of the brain resulting in dysfunction. It can be graded as mild, moderate or severe, depending on loss of consciousness, amnesia and loss of equilibrium.

Contusion: An injury to a muscle and tissues caused by a blow from a blunt object.

Corticosteroids: Used to suppress joint inflammation and inflammation in a bursa or near tendons.

Cryotherapy: A treatment with the use of cold.

Cyst: Abnormal sac containing liquid or semi-solid matter.

Degenerative Joint Disease: Changes in the joint surfaces as a result of repetitive trauma and 'wear and tear'. Deltoid Ligament: Ligament that connects the tibia to bones of the medial aspect of the foot and is primarily responsible for stability of the ankle on the medial side. Is sprained less frequently than other ankle ligaments.

Deltoid Muscle: Muscles at the top of the arm, just below the shoulder, responsible for shoulder motions in the front, side and back.

Disc, Intervertebral: A flat, rounded plate between each vertebrae of the spine. The disc consists of a thick fiber ring which surrounds a soft gel-like interior. It functions as a cushion and shock absorber for the spinal column.

Dislocation: Complete displacement of joint surfaces.

Electromyogram (EMG): Test to determine nerve function.

Epicondylitis: Inflammation of tendons at the elbow due to overuse. Common in tennis players (outer part of elbow) and golfers (inner part of elbow)

Etiology: Study of the cause of injury and disease.

Extension: Action of straightening of a joint as achieved by an extensor muscle.



Fascia: A connective tissue sheath consisting of fibrous tissue and fat which unites the skin to the underlying tissue.

Fat Percentage: The amount of body weight that is adipose, fat tissue. Fat percentage can be calculated by underwater weighing, measuring select skinfold thickness or by analyzing electrical impedance.

Femur: Thighbone; longest bone in the body.

Fibula: Smaller of the two bones in the lower leg; runs from the knee to the ankle along the outside of the lower leg.

Flexibility: The ability of muscle to relax and yield to stretch forces.

Fracture: Breach in continuity of a bone. Types of fractures include simple, compound, comminuted, greenstick, incomplete, impacted, longitudinal, oblique, open, stress or transverse.

Glenohumeral: The shoulder girdle; consists of the glenoid capsule, head of the humerus and labrum.

Glenoid: Cavity of the scapula into which the head of the humerus fits to form the shoulder girdle.

Glenoid Labrum: A rim of fibrocartilaginous tissue attached around the margin of the glenoid fossa.

Grade One Injury: A mild injury in which ligament, tendon or other musculoskeletal tissue may have been stretched, but not torn or otherwise disrupted.

Grade Two Injury: A moderate injury in which musculoskeletal tissue has been partially, but not totally torn, causing appreciable limitation in function of the injured tissue.

Grade Three Injury: A severe injury in which tissue loss has been significant, and in many cases, totally torn or otherwise disrupted, causing a virtual loss of function.

Groin: Junction of the thigh and abdomen, location of muscles that rotate, flex and adduct the hip.

Hammer Toe: Condition when the first digit of a toe is at a different angle than the remaining digits of the same toe.

Hamstring: Category of muscle that runs from the buttocks to the knee along the back of the thigh. It functions to flex the knee and is often times injured as a result of improper conditioning or lack of muscle flexibility.

Hemarthrosis: Accumulation of blood within a joint as a result of an acute injury.

Hematoma: Mass produced by an accumulation of coagulated blood in a cavity or in soft tissues.

High Ankle Sprain: Disruption of thick connective tissue between the tibia and fibula above the ankle joint.

Hip Pointer: Contusion to the iliac crest.

Hydrotherapy: Treatment using water.

Hyperextension: Extreme extension of a limb or body part.

Ice and Stimulation: Use of ice to reduce inflammation and muscle stimulation by surface electrodes to maintain muscle strength used in rehabilitation of injury.

Iliotibial Band: A thick, wide fascial layer that runs from the iliac crest to the knee joint on the outside of the thigh.

Inflammation: The body's natural response to injury in which the injury site might display various degrees of pain, swelling, heat, redness and/or loss of function.

Isometric Contraction: Muscular contraction in which tension is developed but no mechanical work is done.

Labrum (Labrum Glenoidale): The cartilage of the glenoid cavity in the shoulder. A lip-edged or lip-like structure.

Lateral Collateral Ligament (LCL): Ligament of the knee along the outer aspect that connects the femur to the fibula. It provides lateral stability to the joint.

Ligament: Band of fibrous tissue that connects bone to bone or bone to cartilage and supports and strengthens joints.

Magnetic Resonance Imaging (MRI): Imaging procedure in which a radio frequency pulse causes certain electrical elements of the injured tissue to react to this pulse and through this process a computer display and permanent film establish a visual image. MRI does not require radiation and is very useful in the diagnosis of soft tissue, disc and meniscus injuries.

Mandible: Jaw bone

Medial Collateral Ligament (MCL): Ligament of knee along the inner aspect that connects the femur to the tibia.

Meniscus: Crescent-shaped cartilage, usually pertaining to the knee joint; also known as cartilage. There are two menisci in the knee-medial and lateral. These work to absorb weight within the knee and provide stability.

Metacarpals: Five long bones of the hand, joining the fingers to the wrist.

Metatarsals: Five long bones of the foot, running from the ankle to the toes.

Myositis: Inflammation of a muscle.

Open Reduction: Re-alignment of a fracture or dislocation with surgery.

Orthotic: Any device applied to or around the body of physical impairment of disability. Commonly used to control foot mechanics.

Osteochondritis Dissecans: A piece of bone and/or cartilage loosened from its attachment after trauma and a cause of a lesion.

Osteomyelitis: An inflammatory disease of bone caused usually by infection with streptococcus or staphylococcus bacteria.



Patella: The kneecap. The patella functions to protect the distal end of the femur as well as increase the mechanical advantage and force generating capacities of the quadriceps muscle group.

Plantar Fasciitis: Inflammation of the plantar (a thick tissue on the bottom of the foot which helps create the arch) fascia; associated with overuse or acute foot injury.

Posterior Cruciate Ligament (PCL): A primary stabilizing ligament of the knee that provides significant stability and prevents displacement of the tibia backward within the knee joint. A complete tear of this ligament necessitating reconstruction could require up to 12 months of rehabilitation.

Quadricep Muscles: A group of four muscles of the front thigh that run from the hip and form a common tendon at the patella; they are responsible for knee extension.

Radius: Bone in the forearm from elbow to the thumb side of the wrist.

Reconstruction: Surgical rebuilding of a joint using natural, artificial or transplanted materials.

Rotator Cuff: Comprised of four muscles in the shoulder area that can be irritated by overuse. The muscles are the supraspinatus (most commonly injured), infraspinatus, teres minor and subscapularis.

Sacroiliac: Junction of the sacrum, the lower back bone, with the pelvis.

Sacrum: Group of five fused vertebrae located just below the lumbar vertebrae of the lower back, which form part of the pelvis.

Scapula: Shoulder blade.

Sciatica: Irritation of the sciatic nerve resulting in pain or tingling running down the inside of the leg.

Sciatic Nerve: Major nerve that carries impulses for muscular action and sensations between the low back and thigh and lower leg; it is the longest nerve in the body.

Shin Splint: A catch-all syndrome describing pain in the shin that is not a fracture or tumor and cannot be defined otherwise.

Spleen: Large, solid organ responsible for the normal production and destruction of blood cells located under the left rib cage.

Spondylolisthesis: Abnormal vertebral fixation or immobility, or a general term for arthritis of the spine.

Sprain: Injury resulting from the stretching or twisting of the joint and causes various degrees of stretching or tearing of a ligament or other soft tissue at the joint.

Strain: Injury resulting from a pulling or torsion to the muscle or tendon that causes various degrees of stretching or tearing to the muscle or tendon tissue.

Stress Fracture: A hair-line type of break in a bone. Caused by overuse.

Subluxation: Partial dislocation of a joint. The term usually implies that the joint can return to a normal position without formal reduction.

Synovial Fluid: Lubricating fluid for joints and tendons, produced in synovium, or the inner lining of a joint.

Synovitis: Inflammation of the synovial lining of a joint.

Talus: The ankle bone that articulates with the tibia and fibula to form the ankle joint.

Tarsals: Group of seven bones of the foot consisting of the calcaneus, talus, cuboid and three cuneiform bones.

Tendinitis: Inflammation of the tendon and/or tendon sheath, caused by chronic overuse or sudden injury.

Tendon: Tissue that connects muscle to bone.

Tenosynovitis: Swelling or inflammation of a tendon sheath caused by calcium deposits, repeated strain or trauma.

Tibia: Shin bone; larger of the two bones of the lower leg and is the weight-bearing bone of the shin.

Transcutaneous Electrical Nerve Stimulator (TENS): An electrical modality that sends a mild current through pads at the injury site which stimulates the brain to release the natural analgesic endorphin.

Transverse Process: Small lateral projection off the right and left side of each vertebrae that functions as an attachment site for muscles and ligaments of the spine.

Triceps: Muscle of the back of the upper arm, primarily responsible for extending the elbow.

Ulna: Inner bone of the forearm that runs from the tip of the elbow to the little finger side of the wrist.

Ulnar Nerve: Nerve in the elbow commonly irritated from excessive throwing.

Ultrasound: An electrical modality that transmits a sound wave through an applicator into the skin to the soft tissue in order to heat the local area for relaxing the injured tissue and/or disperse edema...Also a type of imaging study for certain body areas.

"Wind Knocked Out": Syndrome describing a contraction of the abdominal nerve trunk, the solar plexus, as a result of an abdominal contusion.

The above information comes courtesy of the Philadelphia Flyers.



Order of Selection for Entry Draft

The order of selection among the Member Clubs in each season shall be determined in the following manner: A composite of all Member Clubs shall be prepared by placing:

- i) First the Clubs which failed to qualify for the next preceding playoffs in the order of points earned by each of them in the regular schedule of the preceding season starting with the Club having the lowest points total and followed by the Club having the next lowest points total, and so forth.
- ii) The Clubs which participated in the next preceding playoffs (but had not been ranked first in their respective Divisions and had not won the Stanley Cup that season) in order of points earned by each of them in the regular schedule of the next preceding season starting with the Club having the lowest total points and followed by the Club having the next lowest total points, and so forth.
- iii) The Clubs which had been ranked first in their Divisions during the next preceding season (but had not won the Stanley Cup that season) in the order of points earned by each of them in the regular schedule of the next preceding season starting with the Club having the lowest total points and followed by the Club having the next lowest total points, and so forth.
- iv) The Stanley Cup winner shall select last, thus, positioning all Clubs on the list.

In the event of a tie for any position, such tie shall be resolved by application of the rules governing the determination of final League standings. The resulting list shall constitute the order of selection.

Entry Draft Player Eligibility

All players age 19 or older [(i) any player who will be age 18 on or before September 15 in the year in which such Entry Draft is held, or (ii) reaches his 19th birthday between September 16 and December 31, both dates included, next following Entry Draft, can attain eligibility by delivering to the League a written notice (Opt in Form) prior to the later of May 1, or seven (7) days following the date such player finishes competing on his team in the year in which such draft is to be held.] are eligible for claim in the Entry Draft, except:

- (i) A player on the Reserve List of a Club, other than as a try-out;
- (ii) A player who has been claimed in two prior Entry Drafts;
- (iii) A player who previously played in the League and became a free agent pursuant to the Collective Bargaining Agreement;
- (iv) A player age 21 or older who had played hockey for at least one season in North America when he was age 18, 19 or 20.

Unsigned Draft Choices

A player aged 18 or 19 who was selected in the first three rounds of the Entry Draft and who was not signed by his NHL Club may not be retained by the Club and must be returned to his junior Club no later than the day prior to the opening of the NHL regular season.

A player aged 18 or 19 who was selected in the fourth or subsequent rounds who has not been signed by his NHL Club may not be retained by his Club and must be returned to his junior Club no later than the fourth day prior to the opening of the NHL regular season.

Entry Level Players

1. Players 18 through 21 years of age when signing their first contract must remain in the entry-level system for a period of three years; players age 22 and 23 when signing their first contract are in the entry level system for two years; while those age 24 when first under contract are in the entry level system for one year. Age is defined as the player's age on September 15 of the calendar year in which he signs the contract, regardless of his actual age on the date he signs such contract.
2. In the event that a signed 18 or 19-year-old player does not play a minimum of 10 NHL games (regular season and/or playoffs) in his first season under contract, the term of his player contract and his number of years in the entry level system will be extended for a period of one year. The exception to this is a 19-year-old player who turns 20 years of age between September 16 and December 31 in his first contract year.

In the event that a player signs his first contract at age 18 and has had his Player Contract extended for one season already, and such player does not play at least 10 NHL games (regular season and/or playoffs) in the second season under that player's Player Contract, then the term of his Player Contract and his number of years in the Entry Level System shall be extended for one additional year.

23-Man Roster

There may be a maximum of 23 players on each Club's playing roster at any one time from the commencement of the NHL regular season through the trade deadline. Prior to the start of the season, each Club must submit to the NHL its "Opening Day Playing Roster" which shall be comprised of not more than 23 players. Each Club must have a roster of at least 20 players, composed of 18 skaters and two goaltenders. Players on Injured Reserve do not count in the 23-Man Roster limit.



Injured Reserve List

In the event that a player is injured and a Club wishes to place him on the Injured Reserve List, the Club must follow these procedures.

1. A Club may place a player on the injured reserve list if such player is injured, disabled or ill and unable to perform his duties as a hockey player after having passed the Club's initial physical examination in that season.
2. A player who has an injury that renders him physically unable to play for a minimum of seven days after that date of the injury can be placed on the Club's Injured Reserve List. Once a player is placed on the injured reserve, the Club may replace said player on its NHL roster with another player. All determinations that a player has suffered an injury warranting injured reserve status must be made by the Club's medical staff and in accordance with the Club's medical standards.
3. A player placed on Injured Reserve is ineligible to compete in NHL games for a period of not less than seven days from the date of injury.
4. Players on Injured Reserve may attend Club meetings and meals, travel with the Club and participate in practice sessions.
5. Players on Injured Reserve are prohibited from appearing in games, participating in pre-game warm-ups with their Clubs, or dressing in game uniforms on game days.

Regular Season Waivers

1. For the purposes of regular season waivers, the five-year exemption for an 18-year-old skater and four-year exemption for a 19-year-old skater are both reduced to three years commencing the first season that the 18 or 19-year-old plays in 11 NHL games or more. For the purposes of the waiver draft, these exemptions are both reduced to four years commencing the first season that the 18 or 19-year-old plays in 11 NHL games or more. The next two seasons, regardless of whether the skater plays any games in either season, shall count as the second and third years toward satisfying the exemption.
2. For purposes of regular season waivers, the six-year exemption for an 18-year-old goaltender and five-year exemption for a 19-year-old goaltender are both reduced to four years commencing the first season that the 18 or 19-year-old plays in 11 NHL games or more. For purposes of the waiver draft, these exemptions are both reduced to five years commencing the first season that the 18 or 19-year-old plays in 11 games or more. The next three seasons, regardless of whether the goalie plays any games in any season, shall count as the next three years toward satisfying the exemption.
3. The first season in which a player who is age 20 or older plays in one or more professional games shall constitute the first year for calculating the number of years he is exempt from waivers.

NOTE: Professional games include NHL regular season games, NHL playoff games, all minor league regular season and playoff games and any other professional games including but not limited to, play in European Leagues when players is on loan to such Clubs and while player is party to a Player Contract.

4. The rights granted to assign a player (who is otherwise required to clear waivers) to a minor NHL Club expire for any player, who, after clearing the waiver draft or regular-season waivers, is not sent to a minor NHL Club, or is recalled from a minor NHL Club (except on emergency recall) and remains on an NHL roster for 30 days cumulative or plays 10 NHL games cumulative.

Tie-Breaking Procedures

At the conclusion of the regular season, the standing of the teams in each Conference shall be determined in accordance with the following priorities in the order listed:

- a) First place in each of the three (3) divisions seeded 1, 2, and 3.
- b) The higher number of points earned by the Club.
- c) The greater number of games won by the Club.
- d) The higher number of points earned in games against each other among two (2) or more Clubs having equal standing under priority (b) and (c) **
- e) The greater differential between goals scored for and against by Clubs having equal standing under priority (d).

**** NOTE:** For the purpose of determining standing under priority (d) for two or more tied Clubs that have not played an even number of games with one or more of the other tied Clubs, the first game played in the city that has the extra game (the "odd game") shall not be included. When more than two Clubs are tied, the percentage of available points earned in games among each other (and not including any "odd games") shall be used to determine standing.



The NHL officially came to Buffalo on Dec. 2, 1969, when the league awarded Seymour and Northrup Knox the franchise that would soon be named "Sabres." The brothers wasted little time in hiring George "Punch" Imlach, formerly of the Toronto Maple Leafs, as the team's first Head Coach and General Manager. In June 1970, the Sabres were awarded the first pick in the NHL Entry Draft, and Imlach selected highly touted center Gilbert Perreault from the Montreal Jr. Canadiens. Perreault lived up to the advance billing scoring 38 goals his rookie season en route to winning the Calder Trophy as the NHL's Rookie of the Year.

Another Junior Canadian, left winger Rick Martin, joined Perreault on the team's front line as the Sabres' top pick in 1971. That dominating duo turned trio when Rene Robert was acquired from the Pittsburgh Penguins near the end of the 1971-72 season. The line of Martin-Perreault-Robert would be dubbed "The French Connection" and would become one of the most dominating scoring lines of the 1970s.

By 1974-75, the young team was maturing and finished the season with a 49-16-15 record - still the best-ever season numbers in franchise history. Buffalo defeated Chicago in the first round of the playoffs and followed that with a second-round victory over Montreal to earn its first-ever berth in the Stanley Cup Finals vs. Philadelphia. While the Flyers defeated the Sabres in six games, the loss did not blemish the accomplishment of a team which had only been in the league for five years.

One of the most memorable moments in the franchise's first decade occurred Jan. 4, 1976, when the Sabres played the powerful Soviet Wings in an exhibition game at The Aud. With Cold War tensions still running high, the game had an intensity level far beyond the average regular-season game. Buffalo put on a dominating performance, defeating the Wings 12-6 in what ranked at the time as the worst-ever loss by a Soviet team in international competition.

The Sabres had an opportunity to hire one of the game's all-time coaching greats, Scotty Bowman, and did so in 1979. In his first season as Head Coach, Bowman led the Sabres to the Wales Conference Finals before they lost 4-2 to the eventual Stanley Cup Champion New York Islanders. Bowman still holds the Sabres record for most games coached (404) and finished with an impressive 210-134-60 mark.

Bowman spent the next few seasons revamping the Sabres' lineup, adding players such as Mike Ramsey, Phil Housley, Mike Foligno, Dave Andreychuk and Tom Barrasso. Those players formed the core of some successful teams, and helped continue the tradition of winning hockey.

Through the good times and the bad times, there was always Perreault. Robert and Martin had both been traded by the early 1980s, but the original Sabre remained and continued to flourish. On March 9, 1986, Perreault and an Aud full of fans celebrated together as the franchise's favorite son scored his 500th career goal, making him the 12th player in history (at the time) to reach that milestone. Four years later, in 1990, Perreault was immortalized with induction into Hockey's Hall of Fame. This would be an omen of better things to come for the franchise.

Five-time Stanley Cup Champion John Muckler was chosen in 1991 to be the team's Director of Hockey Operations and soon assumed the title of head coach. He was instrumental in acquiring Pat LaFontaine from the Islanders in October 1991. LaFontaine teamed with Russian Alexander Mogilny to form a dynamic duo that combined to score 129 goals in 1992-93, including a franchise-record 76 goals from Mogilny. Buffalo capped that season by sweeping the Bruins in the first round of the playoffs to post its first playoff series win in 10 years.

That playoff excitement was just a precursor to Game Six of the 1994 Eastern Conference Quarter Finals vs. the New Jersey Devils. Buffalo won that game 1-0 in four overtimes on a goal by Dave Hannan. Dominik Hasek posted an incredible 70 saves in the victory, playing the entire 125:43 without allowing a goal. Following that season, Hasek would win the first of two consecutive Vezina Trophies as the NHL's top goaltender. But that would only set the stage for the 1996-97 season.

Before it even started, the 1996-97 campaign was already one of the most memorable in team history. On a sad note, the season would represent the first without founder Seymour H. Knox, III, who passed away in the spring of 1996. It would also represent the first time in the team's history that it would have new uniforms (red and black replaced blue and gold) as well as a new state-of-the-art arena (HSBC Arena replaced Memorial Auditorium).

The Sabres shocked many of the so-called experts by winning the Northeast Division; the team's first-such title since winning the Adams Division championship in 1981. Buffalo's performance seemed a fitting tribute to the memory of Seymour Knox.



The end of the season also brought many notable achievements off the ice. The Sabres were the stars of the NHL's postseason awards banquet. Hasek won the Hart Trophy as league MVP, the first time a goalie had achieved such a feat since 1962. For good measure, Hasek also took home his third Vezina in four years, an equally stunning feat. Michael Peca, a 23-year-old center in just his second full season, joined Craig Ramsay as the only Sabres to win the Selke Trophy, symbolic of the league's best defensive forward. Ted Nolan won the Jack Adams Award as the Coach of the Year.

Lindy Ruff was named the Sabres' head coach at the start of the next season, and led Buffalo to the Eastern Conference Finals. The Sabres eventually fell to the Capitals in six games, but their performance marked the team's best playoff finish since 1980. Hasek once again shone brightly, taking home his fourth Vezina Trophy and becoming the first goaltender ever to win two consecutive Hart Trophies. Earlier in the year, Hasek had also been instrumental in leading the underdog Czech Republic to a Gold Medal at the Winter Olympic Games in Nagano, Japan.

The year ended on a sad note when team co-founder Northrup Knox passed away in July 1998. The Knox brothers persistence in acquiring a franchise and their determination to keep it in Buffalo will forever resonate with hockey fans in Western New York. Shortly before his death, Knox orchestrated the sale of the team to John, Tim, Michael, and James Rigas of Adelphia Cable Communications.

Buffalo returned to the ECF the following year, this time facing its geographical rival, the Toronto Maple Leafs. In what would be known as the cross-border series, the Sabres defeated Toronto 4-1 to reach the Stanley Cup Finals for just the second time in team history. The Dallas Stars would be the Sabres' opponent and the two teams proved to be evenly matched in the lowest-scoring Stanley Cup in history. With Buffalo trailing 3 games to 2 in Game Six, Brett Hull slid the puck past Hasek in the third overtime to clinch the Cup for the Stars. Replays would later show that Hull's skate was in the crease, but officials let the goal stand to the dismay of Sabres fans.

Buffalo celebrated its 30th anniversary season in the NHL in 1999-2000 with the impressive rookie debuts of Martin Biron and Maxim Afinogenov. The development of Biron and Afinogenov combined with the late-season additions of veterans Doug Gilmour and Chris Gratton enabled the Sabres to continue their winning ways as they began their fourth decade of play in the NHL.

The 2000-01 campaign will be remembered as one of the most successful seasons in recent memory as the Sabres won the fourth-most games in team history (46). Once again, Miroslav Satan led the team in goals scored and total points in the regular season and had a stellar postseason with three goals, a team-high 10 assists and 13 total points. The season also turned out to be a breakout year for several members who had career offensive years. J.P. Dumont proved to be a valuable addition, producing career offensive numbers in his first year with the team. Alexei Zhitnik returned to the offensive production of earlier in his career and Rhett Warrener and Jay McKee worked as the team's top defensive tandem. As a whole, the Sabres were the league's top defensive allowing the fewest goals and boasting the best penalty-killing unit. Dave Andreychuk proved that you can go home, returning to the Sabres to score 20 goals, eight on the power play, and add some veteran leadership to a young, yet maturing, hockey club. Another former Sabre returned as Donald Audette, who was acquired at the trade deadline along with Steve Heinze, added another element to the Sabres as the team headed into the postseason. And as he was in past seasons, Hasek proved why he was one of the best goalies in the NHL, posting a 34-24-4 record with 2.11 goals against and 11 shutouts en route to his sixth Vezina Trophy.

Despite not making the playoffs in 2001-02, the Sabres were one of the better teams in the NHL over the second half of last season. Strong offensive years from Satan, Stu Barnes and Tim Connolly as well as the emergence of Taylor Pyatt late in the year were just a few of the bright spots of the season. Plus, the emergence of Biron as one of the league's top goaltenders gave fans much to look forward to in the coming years.

Ruff became the team's all-time winningest head coach with a 5-2 win over Philadelphia on Feb. 18, 2003. Ales Kotalik broke onto the scene by scoring 21 goals, the second most by a rookie in 2002-03 while Satan once again led the Sabres in goals, assists and points. B. Thomas Golisano became the Sabres' owner in March and brought a new enthusiasm level to the franchise. The acquisitions of Daniel Briere (at the 2002-03 trade deadline), Chris Drury, Steve Begin and Andy Delmore, along with the signing of Joel Bouchard, have raised expectations for the 2003-04 campaign.



HISTORY OF THE BUFFALO SABRES UNIFORM

Equipped with one of the National Hockey League's two new teams, the Knox Brothers sought a name for the club that would accompany the Vancouver Canucks into the 1970-71 season. A contest brought about the name "Sabres," which just needed a logo to become the trademark of hockey on the Niagara Frontier.

The Sabres crest would remain identical over the first 26 years. The first major change to the team's look came in 1996-97, which accompanied a new home for the Buffalo Sabres (the team moved from Memorial Auditorium into its new address of HSBC Arena).

The crest in which would adorn the blue, white and gold jerseys of Buffalo Sabres players from October 1970 until April 1996 reflected the team's name. Along with the Buffalo appeared two crossed sabres "renowned as a clean, sharp, decisive and penetrating weapon on offense, as well as a strong parrying weapon on defense," according to team Public Relations Director Chuck Burr's 1970 press release.

A few minor changes were seen in the Buffalo sweaters over the first 26 years, mostly simple accessory changes. After adding players' last names to the back of the sweaters a few years earlier, 1978-79 marked the first season the team's jerseys did not have drawstrings at the neckline and the debut of the team's crest on the shoulders. While the next season was Buffalo's 10th anniversary campaign, it was a patch in honor of that winter's Olympic games in Lake Placid, N.Y., that was the notable change on the uniforms. The 1980 Winter Olympics is where the now legendary "Miracle on Ice" would take place, and where the Sabres held their 1980 training camp. It was probably fitting then that 10 years later, a Buffalo Sabres' 20th anniversary logo patch was embroidered on the front right shoulder of the players' uniforms for 1989-90. Two years later, the Sabres joined the other NHL teams in wearing a commemorative patch for the league's 75th anniversary, and fans even had the opportunity to see it on both the home and road jerseys as Buffalo joined 15 other teams in the season-long celebration. For the second half of that season, the Sabres wore their road jerseys at home and donned the home jerseys for away games, to complement the "original six" teams who wore "throwback jerseys." A Stanley Cup centennial patch appeared on the 1992-93 uniforms. Buffalo would again recognize a significant anniversary with a special 25th anniversary logo, which was designed for the team's 1994-95 campaign. Players wore the fifth patch in seven years on the team's sweaters in 1995-96 (bearing jersey number one), remembering former NHL goalie Roger Crozier, who played six of his 14 seasons in the league in Buffalo.

The 1996-97 season began a new era in Buffalo Sabres hockey with a new home, new colors and a new logo. The Sabres' new colors would be black, white, red, gray and silver, featuring a white buffalo head as the new team logo. A secondary logo of a "B" with the familiar sabre piercing through it would also be featured on the shoulder of the new jerseys. In their first season in the new uniforms, the Sabres honored the memory of co-founder Seymour H. Knox III with a circular patch bearing the initials SHK III.

In 1999, the NHL2000 logo was affixed to every team uniform in the league in anticipation of the new millennium. The Sabres also looked forward to the new century to bring about a new tradition of Stanley Cup championships.

On Nov. 22, 2000, the Sabres unveiled the team's third jersey against the Philadelphia Flyers. The third jersey pays tribute to the original sweater, while incorporating colors and elements from the current design, unveiled in 1996.

The organization chose from over 50 different concepts and developed a blend of the 1970s blue and gold crest, featuring the traditional circle and crossed Sabres logo, adorned on a red-based jersey, trimmed in the team's black and silver of the 1990s. The word "BUFFALO" appears on the lower trim to signify the team's proud attachment to its hometown. The third jersey also features the current Sabres white buffalo-head logo appearing on the shoulders.

Last season, the Sabres wore their blue and yellow colors with the former logo and design for the season finale, April 4, against New Jersey.

Note: Jager Di Paola Kemp (JDK) Design - a Burlington, Vt., firm founded in 1987 - is the company that created the Sabres third jersey and the team's current uniform, which was designed in 1996.

HSBC ARENA



Address: One Seymour H. Knox III Plaza, Buffalo, NY 14203

Location: At the foot of Main St. and South Park Ave. on the Buffalo waterfront

Ceremonial Groundbreaking: November 4, 1994

Gala Grand Opening Event: September 27, 1996: An evening of entertainment featuring appearances by: Doc Severinsen and the Buffalo Philharmonic Orchestra, figure skater Brian Boitano, aerialists, singer Ani DiFranco, and members of the Sabres and Bandits.

First Hockey Game: September 21, 1996: preseason game vs. Toronto Maple Leafs (3-1 Buffalo win; first goal by the Sabres' Brian Holzinger at 5:24 of the first period on Toronto goalie Don Beaupre).

First Regular Season Hockey Game: October 12, 1996 vs. Detroit Red Wings (6-1 win by Detroit; first regular season goal in HSBC by the Wings' Vyacheslav Kozlov at 15:41 of the first period on Buffalo's Dominik Hasek; first Buffalo regular season goal in HSBC by Michael Peca at 5:24 of third period on Detroit goaltender Mike Vernon).

Seating Capacity: 18,690 for hockey, lacrosse, and football
19,100 for basketball
21,500 for concerts
(building size - 700,000 square feet)

Cost: \$127.5 million (\$72 million from private sources and \$55 million from the combined resources of New York State, Erie County, and the City of Buffalo)

Project Architects:

- Ellerbe Becket
- Bergmann
- Espacio/Hamilton Houston Lownie
- Flynn Battaglia Architects
- Buffalo Office Interiors/Hovey-Nardini Architects
- Gordon Architects/Planners

Features:

- 1,100 space attached parking garage.
- Four seating levels, including club level seats located one level below the suites. These seats have direct access to the weather-protected parking garage as well as concierge and in-seat food & beverage service.
- 80 mid-level suites, featuring all of the club-seat amenities plus private restrooms. Suites seat 12 but can hold up to 18.
- The Harbour Club possesses extensive banquet facilities (including seating for 800) while offering views of both the arena floor and the Buffalo waterfront. It is located on both the 100 and 200 levels, with formal and casual dining at the two locations, respectively.
- Eight-sided scoreboard with Jumbotron video and instant replay capabilities on four sides, and message/graphic capabilities on four sides.
- Food courts
- Sabres team store - at 5,000 square feet, it is one of the largest in-arena merchandise stores in the NHL.
- Pepsi Headlines sports bar - includes displays and other features telling the history of amateur and professional sports in Buffalo.
- Pavilion - The 330' long by 65' high glass-enclosed structure serves as the major entrance/exit in the arena.

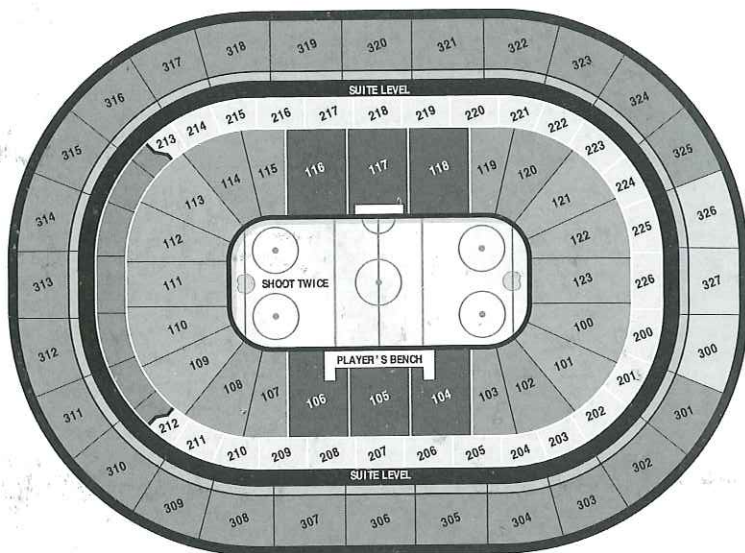
In addition to the Sabres, the Buffalo Bandits (National Lacrosse League) play their home games at HSBC Arena. The arena also hosts college basketball games featuring the four WNY NCAA Division I teams: Canisius College, Niagara University, University at Buffalo and St. Bonaventure University.

The HSBC Arena has also played host to the 2000 NCAA Division I Men's Basketball Championship first and second rounds, and the 2003 NCAA Division I Men's Ice Hockey Frozen Four. It will be the site for the first two rounds of the 2004 NCAA Men's Basketball Championships.

Over the first seven years of operation alone, HSBC Arena has drawn over 10 million people to games and events (over 4,750,000 for Sabres regular and postseason games, over 250,000 for Bandits regular and postseason games and almost 5,000,000 for other arena events).



HSBC ARENA SEATING



Arena Seating

Box Office*

Season Ticket*

200 Club Lvl \$89 \$3120 (\$78 ea.)

100 Lvl Pref \$85 \$2440 (\$61 ea.)

100 Lvl Pref Rinkside \$108 \$3080 (\$77 ea.)

100 Lvl II \$64 \$1960 (\$49 ea.)

100 Lvl II Rinkside \$108 \$2520 (\$63 ea.)

100 Lvl III \$55 \$1600 (\$40 ea.)

100 Lvl III Rinkside \$108 \$2160 (\$54 ea.)

100 Lvl IV \$39 \$1160 (\$29 ea.)

300 Lvl I \$37 \$1200 (\$30 ea.)

300 Lvl II \$30 \$840 (\$21 ea.)

300 Lvl III \$23 \$680 (\$17 ea.)

300 Lvl IV \$15 \$400 (\$10 ea.)

Seating available for wheelchair users

*All prices in U.S. funds.

A wide variety of new ticket packages are available. For more information please call

1.888.GO.SABRES

or visit the HSBC Arena Box Office Monday-Friday 9:00am to 5:00pm.

2003-04 BUFFALO SABRES SCHEDULE



SEPTEMBER	S	M	T	W	T	F	S	JANUARY	S	M	T	W	T	F	S
	1	2	3	4	5	6									
	7	8	9	10	11	12	13		4	5	HTL 7:30	7	8	9	10
	14	15	16	17	18	19	20		11	12	BOS 7:00	13	14	15	16
	21	22	23	24	25	26	27		18	19	ATL 7:30	20	21	22	23
	28	29							18	19	ATL 7:30	20	21	22	23
									24	25	26	27	28	29	30
OCTOBER	S	M	T	W	T	F	S	FEBRUARY	S	M	T	W	T	F	S
									1	2	3	4	5	6	7
	1	2	3	4	5	6	7		8	9	10	11	12	13	14
	8	9	10	11	12	13	14		15	16	17	18	19	20	21
	15	16	17	18	19	20	21		22	23	24	25	26	27	28
	22	23	24	25	26	27	28								
NOVEMBER	S	M	T	W	T	F	S	MARCH	S	M	T	W	T	F	S
									1	2	3	4	5	6	7
	1	2	3	4	5	6	7		8	9	10	11	12	13	14
	8	9	10	11	12	13	14		15	16	17	18	19	20	21
	15	16	17	18	19	20	21		22	23	24	25	26	27	28
	22	23	24	25	26	27	28		29	30					
DECEMBER	S	M	T	W	T	F	S	APRIL	S	M	T	W	T	F	S
									1	2	3	4	5	6	7
	1	2	3	4	5	6	7		8	9	10	11	12	13	14
	8	9	10	11	12	13	14		15	16	17	18	19	20	21
	15	16	17	18	19	20	21		22	23	24	25	26	27	28
	22	23	24	25	26	27	28		29	30					

Regular Season Home Games: Home games start at 7:00pm EST with the exception of Friday night games which start at 8:00pm EST and the following games:
 October 13 - 4 pm
 December 10 - 8 pm
 February 16 - 2 pm
 March 7 - 6 pm

Regular Season Away Games: Away games start at 7:00pm EST and 7:30pm EST with the exception of the following games:
 March 13 - Noon
 January 24 - 1 pm
 January 25 - 1:30 pm
 December 27 - 6 pm
 November 29 - 8 pm
 December 3 - 8:30 pm

The Following Games will be played at alternate sites:
 September 19 - 7 pm @ Binghamton (Bacon County Veterans Memorial Arena)
 September 30 - 7 pm @ Kilauea (Kilauea Memorial Auditorium)
 October 2 - 7:30 pm @ Rochester (Blue Cross Arena)
 October 5 - 7 pm @ St. Catharines (Jack Gattuso Arena)
 November 12 - 7 pm @ Rochester (Blue Cross Arena)

*Home games Indicated by visiting team's logo

Seating available for wheelchair users.